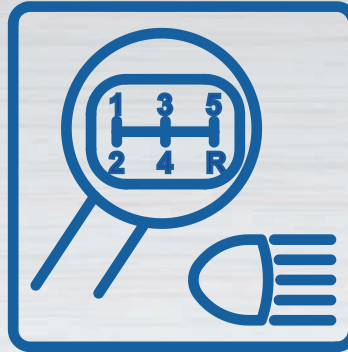


SWITCHES

FA-SWI18Q4

•INTERRUTTORI •CAPTEURS •SHALTER •INTERRUPTORES



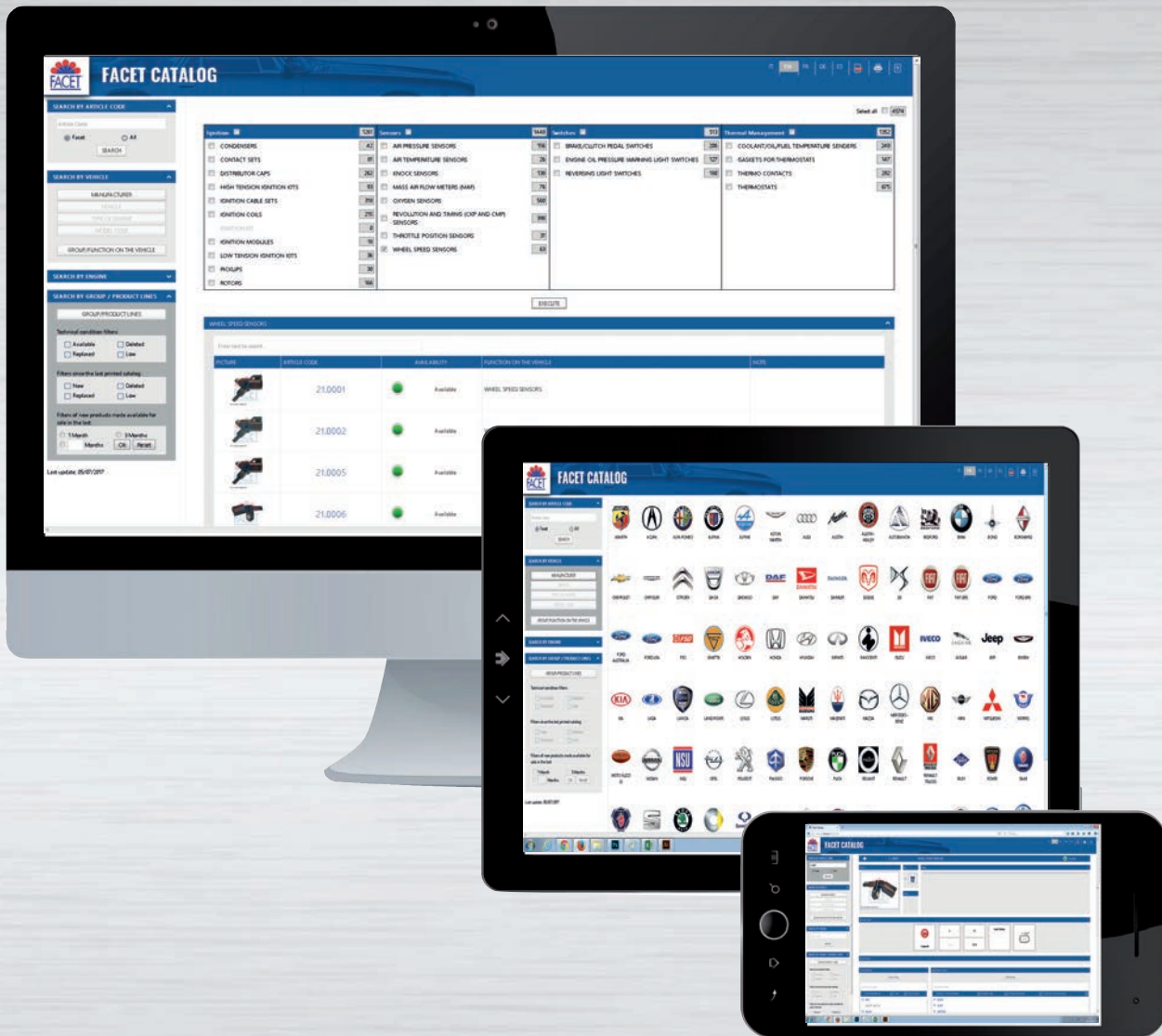
*Manufacturer of
automobile spare parts*



IATF 16949



catalogo.facet.eu



*Automotive spare parts
manufacturer since 1946*



INDEX

•INDICE •CONTENU •INHALT •CONTENIDO

FA-SWI18Q4

CATALOGUES BY PRODUCT CATEGORY		PAGE
	-CATALOGHI PER LINEE DI PRODOTTO -CATALOGUES PAR FAMILLE PRODUIT -KATALOGE NACH PRODUKTENGRUPPEN -CATALOGOS POR FAMILIA PRODUCTO	2
PRODUCT CATEGORIES BY CATALOGUE		
	-LINEE PRODOTTI PER CATALOGO -FAMILLES PRODUIT PAR CATALOGUE -PRODUKTENGRUPPE NACH KATALOG -FAMILIAS PRODUCTO POR CATALOGO	3
NEW ITEMS AND THEIR AVAILABILITY		
	-NUOVI ARTICOLI E LORO DISPONIBILITÀ -NOUVEAUX PRODUITS ET LEURS DISPONIBILITÉ -NEUE TEILE UND IHRE VERFÜGBARKEIT -NOVEDADES Y SU DISPONIBILIDAD	4

ILLUSTRATED SECTION		
	ENGINE OIL PRESSURE WARNING LIGHT SWITCHES -INTERRUTTORI SPIA PRESSIONE OLIO -MANOCONTACTS POUR TEMOIN DE PRESSION D'HUILE -ÖLDRUCKKONTROLLSCHALTER -MANOCONTACTO LUZ TESTIGO DE PRESIÓN DE ACEITE	2148
	BRAKE/CLUTCH PEDAL SWITCHES -INTERRUTTORI PEDALI FRENO/FRIZIONE -CONTACTEURS DE FEUX STOP -BREMS-/ KUPPLUNGSPEDALSCHALTER -INTERRUPTORES PEDAL DE FRENO/EMBRAGUE	2248
	REVERSING LIGHT SWITCHES -INTERRUTTORI LUCI RETROMARCIA -CONTACTEURS FEUX DE RECU -RÜCKFAHR-SCHEINWERFER-SCHALTER -INTERRUPTORES DE LUZ MARCHA ATRAS	2391

APPLICATION LIST		
EXPLICATION TO APPLICATION LIST		
	-SPIEGAZIONE ALLA GUIDA APPLICAZIONI -EXPLICATION À LA LISTE D'APPLICATIONS -ERKLÄRUNG ZUR ANWENDUNGSTABELLE -EXPLICACIÓN A LA LISTA DE APLICACIONES	8
VEHICLE MANUFACTURERS INDEX		
	-INDICE COSTRUTTORI VEICOLI -LISTE DES FABRICANTS VEHICULES -INHALTSVERZEICHNIS DER FAHRZEUGHERSTELLER -LISTA DE FABRICANTES DE VEHICULOS	9
BODY DESIGN		
	-TIPI DI CARROZZERIA -TYPES DE CARROSSERIE -KAROSSERIETYPEN -TIPOS DE CARROCERIA	10
APPLICATION LIST		
	-GUIDA APPLICAZIONI -LISTE D'APPLICATIONS -ANWENDUNGSTABELLE -LISTA DE APLICACIONES	11
GLOSSARY OF FUNCTIONS ON THE VEHICLE		
	-GLOSSARIO PER FUNZIONI SU VETTURA -GLOSSAIRE DES FONCTIONS SUR LE VÉHICULE -GLOSSAR NACH FUNKTION IN AUTO -GLOSSARIO DE LAS FUNCIONES EN LOS VEHICULOS	2112
PRODUCTS BY VEHICLE MANUFACTURER		
	-ELENCO PRODOTTI PER MARCA -PRODUITS PAR FABRICANT VEHICULE -LISTE DER PRODUKTE JE NACH FAHRZEUGMARKE -PRODUCTOS POR FABRICANTE VEHÍCULO	2113
APPLICATION LIST GLOSSARY		
	-GLOSSARIO GUIDA APPLICAZIONI -GLOSSAIRE LISTE D'APPLICATIONS -GLOSSAR DER VERWENDUNGSLISTE -GLOSSARIO LISTA DE APLICACIONES	2129

CROSS REFERENCE LIST OEM/OES		
	-TABELLA COMPARATIVA OEM/OES -TABLE COMPARAISON OEM/OES -VERGLEICHSTABELLE OEM/OES -TABLA DE EQUIVALENCIAS OEM/OES	2487
CROSS REFERENCE LIST OTHER MANUFACTURERS		
	-TABELLA COMPARATIVA ALTRI COSTRUTTORI -TABLE COMPARAISON D'AUTRES FABRICANTS -VERGLEICHSTABELLE ANDERE HERSTELLER -TABLA DE EQUIVALENCIAS OTRAS FABRICANTES	2503
VARIATIONS COMPARED TO PREVIOUS CATALOGUE EDITION		
	-VARIAZIONI RISPETTO AI PRECEDENTI CATALOGHI -VARIATIONS RAPPORTÉES AUX CATALOGUES PRÉCÉDENTS -ÄNDERUNGEN IM VERGLEICH ZU FRÜHERE KATALOGAUSGABEN -VARIACIONES CON RESPPECTO A CATALOGOS ANTERIORES	2511
GENERAL SALES TERMS		
	-CONDIZIONI GENERALI DI VENDITA -CONDITIONS GÉNÉRALES DE VENTE -ALLGEMEINE VERKAUFSBEDINGUNGEN -CONDICIONES GENERALES DE VENTA	2512
OUR PACKAGING UNITS		
	-LE NOSTRE CONFEZIONI -NOS UNITÉS DE CONDITIONNEMENT -UNSERE ABPACKENTYPEN -NUESTROS ENVASES	2517



CATALOGUES BY PRODUCT CATEGORY

FA-SWI18Q4

-CATALOGHI PER LINEE DI PRODOTTO -CATALOGUES PAR FAMILLE PRODUIT -KATALOGE NACH PRODUKTENGRUPPEN -CATALOGOS POR FAMILIA PRODUCTO

Code	PICTURE	Catalogue	Description
0.0xxx		●	CONDENSERS -CONDENSATORI -CONDENSATEURS -KONDENSATOREN -CONDENSADORES
1.xxxx		●	CONTACT SETS -COPPIE CONTATTI -RUPTEURS -KONTAKTSÄTZE -PLATINOS
2.xxxx		●	DISTRIBUTOR CAPS -CALOTTE -TETES D'ALLUMEUR -VERTEILERKAPPEN -TAPAS DEL DISTRIBUIDOR
3.xxxx		●	ROTORS -DISTRIBUTORI -DISRUPTEURS -VERTEILERLÄUFER -ROTORES DEL DISTRIBUIDOR
4.xxxx		●	IGNITION CABLE SETS -SERIE CAVI ACCENSIONE COMPLETA -JEUX CABLES D'ALLUMAGE -ZÜNDKABELSÄTZE -JUEGOS DE CABLES DE ENCENDIDO
7.0xxx		●	ENGINE OIL PRESSURE WARNING LIGHT SWITCHES -INTERRUTTORI SPIA PRESSIONE OLIO -MANOCONTACTS POUR TEMOIN DE PRESSION D'HUILE -ÖLDRUCKKONTROLLSCHALTER
7.06xx		●	OIL PRESSURE SENSORS -TRASMETTITORI PRESSIONE OLIO -TRANSMETTEURS DE PRESSION D'HUILE -ÖLDRUCK-IMPULSGEBER -TRANSMISORES DE PRESSION DE ACEITE
7.1xxx		●	BRAKE/CLUTCH PEDAL SWITCHES -INTERRUTTORI PEDALI FRENO/FRIZIONE -CONTACTEURS DE FEUX STOP -BREMS-/ KUPPLUNGSPEDALSCHALTE -INTERRUPTORES PEDAL DE FRENO/EMBRAGUE
7.3xxx		●	COOLANT/OIL/FUEL TEMPERATURE SENDERS -SENSORI DI TEMPERATURA REFRIGERANTE/OLIO/CARBURANTE -CAPTEURS DE TEMPERATURE REFRIGERANT/HUILE/CARBURANTS -TEMPERATURSENSOR FÜR KÜHLMITTEL/ÖL/KRAFTSTOFF -SENSORES DE TEMPERATURA REFRIGERANTE/ACEITE/COMBUSTIBLE
7.35xx		●	WATER TEMPERATURE SENDERS WITH WARNING LIGHT SWITCH -TRASMETTITORI CON SPIA TEMPERATURA ACQUA -THERMORESISTANCES AVEC CONTACTEUR POUR TEMOIN TEMPERATURE D'EAU -WASSERTEMPERATUR- IMPULSGEBER MIT KONTROLLICHTSCHALTER -SENSORES DE TEMPERATURA REFRIGERANTE CON INTERRUPTOR PARA LUZ TESTIGO
7.4xxx		●	WATER TEMPERATURE WARNING LIGHT SWITCHES -INTERRUTTORI COMANDO SPIA TEMPERATURA ACQUA -THERMOCONTACTS POUR TEMOIN TEMPERATURE D'EAU -WASSERTEMPERATUR-KONTROLLICHTSCHALTER -TERMOCONTACTOS LUZ TESTIGO TEMPERATURA DEL AGUA
7.5xxx		●	THERMO-SWITCHES FOR ELECTRIC FANS -TERMOINTERRUTTORI PER ELETTROVENTILATORI -THERMOCONTACTS D'ELECTROVENTILATEURS -THERMO-SCHALTER FÜR LÜFTERMOTOR -TERMOCONTACTOS PARA ELECTROVENTILADORES
7.56xx		●	THERMO-SWITCHES FOR DOUBLE FAN OR TWO SPEEDS -TERMOINTERRUTTORI PER ELETTROVENTILATORE DOPPIO O A DUE VELOCITÀ -THERMOCONTACTS POUR DOUBLE VENTILATEUR OU A DEUX VITESSES -THERMO-SCHALTER FÜR DOPPELBELÜFTER ODER FÜR ZWEIFANG-LÜFTERMOTOR -TERMOCONTACTOS PARA DOBLE VENTILADOR O DE DOS VELOCIDADES
7.6xxx		●	REVERSING LIGHT SWITCHES -INTERRUTTORI LUCI RETROMARCIA -CONTACTEURS FEUX DE REcul -RÜCKFAHR-SCHEINWERFER-SCHALTER -INTERRUPTORES DE LUZ MARCHA ATRAS
7.8xxx		●	THERMOSTATS -THERMOSTATI -THERMOSTATS -THERMOSTATE -THERMOSTATOS
7.95xx		●	GASKETS FOR THERMOSTATS -GUARNIZIONI PER THERMOSTATI -JOINTS POUR THERMOSTATS -DICHTUNGEN FÜR THERMOSTATEN -JUNTAS POR THERMOSTATOS
8.xxxx		●	PICK-UPS -IMPULSORI -CAPTEURS -IMPULSGEBER -CAPTADORES
9.0xxx		●	REVOLUTION AND TIMING (CKP AND CMP) SENSORS -SENSORI GIRI MOTORE E TRASMISSIONE -CAPTEURS DE REGIME ET DE POSITION -DREHZAHL- UND GETRIEBESENSOREN -SENSORES DE REVOLUCIONES Y POSICIÓN DE CIGÜEÑAL Y ÁRBOL DE LEVAS
9.3xxx		●	KNOCK SENSORS -SENSORI DI DETONAZIONE -CAPTEURS DE CLIQUETIS -KLOPFSENSOREN -SENSORES DE PICADO
9.4xxx		●	IGNITION MODULES -MODULI DI ACCENSIONE -MODULES D'ALLUMAGE -ZÜNDMODULE -MÓDULOS DE ENCENDIDO
9.6xxx		●	IGNITION COILS -BOBINE DI ACCENSIONE -BOBINES D'ALLUMAGE -ZÜNDSPULEN -BOBINAS DE ENCENDIDO
9.8xxx		●	ELECTRONIC IGNITION KITS -KIT PER ACCENSIONE ELETTRONICA -KIT POUR ALLUMAGE ELECTRONIQUES -ELEKTRONISCHE ZÜNDUNGSSATZ -JUEGOS DE ENCENDIDO ELECTRÓNICO
10.1xxx		●	MASS AIR FLOW METERS (MAF) -SENSORI DI PORTATA ARIA (MAF) -CAPTEURS DE MASSE D'AIR -LUFTMASSENMESSER -CAUDALIMETROS
10.3xxx		● ●	AIR PRESSURE SENSORS -SENSORI DI PRESSIONE ARIA -CAPTEURS DE PRESSION D'AIR -DRUCKSENSOREN -SENSORES DE PRESIÓN DEL AIRE
10.4xxx		●	AIR TEMPERATURE SENSORS -SENSORI DI TEMPERATURA DELL'ARIA -CAPTEURS DE TEMPERATURE D'AIR -LUFTTEMPERATUR-SENSOREN -TERMORESISTENCIAS PARA TEMPERATURA DE AIRE
10.5xxx		●	THROTTLE POSITION SENSORS -SENSORI DI POSIZIONE FARFALLA -SONDES DE POSITION DU PAPILLON -DROSSELKLAPPEN-POSITIONS-SENSOREN -SENSORES DE POSICION DE LA MARIPOSA
10.7xxx 10.8xxx		●	OXYGEN SENSORS -SONDE LAMBDA -SONDES DE RICHESSE -LAMBDASENDEN -SONDAS LAMBDA
21.xxxx		●	WHEEL SPEED SENSORS -SENSORI DI NUMERO DI GIRI RUOTA -CAPTEURS ABS -RADDREHZAHLSENSOR -SENSORES DE REVOLUCIONES DE RUEDA
22.xxxx		●	EXHAUST GAS TEMPERATURE SENSORS (EGT) -SENSORI DI TEMPERATURA GAS DI SCARICO (EGT) -CAPTEURS DE TEMPÉRATURE GAS D'ÉCHAPPEMENT (EGT) -ABGASTEMPATURSENSOREN (EGT) -SENSORES DE TEMPERATURA GASES DE ESCAPE (EGT)
23.xxxx		●	EGR VALVES -VALVOLE EGR -EGR VALVES -ABGASRÜCKFÜHRUNGVENTILE -VALVULAS EGR



PRODUCT CATEGORIES BY CATALOGUE

FA-SWI18Q4

•LINEE PRODOTTI PER CATALOGO •FAMILLES PRODUIT PAR CATALOGUE •PRODUKTENGRUPPE NACH KATALOG •FAMILIAS PRODUCTO POR CATALOGO

CATALOGUE •Catalogo •Catalogue •Katalog •Catalogo			Code
	<p>FA-ACCxx</p> <p>Ignition •Accensione •Allumage •Zündung •Encendido</p>		<p>0.0xxx 1.xxxx 2.xxxx 3.xxxx 4.xxxx 8.xxxx 9.4xxx 9.6xxx 9.8xxx</p>
	<p>FA-INTxx</p> <p>Switches •Interruttori •Interrupteurs •Schalter •Interruptores</p>		<p>7.0xxx 7.06xx 7.1xxx 7.6xxx</p>
	<p>FA-TMxx</p> <p>Thermal management •Gestione termica •Gestion thermique •Thermo-management •Gestió tèrmica</p>		<p>7.3xxx 7.35xx 7.4xxx 7.5xxx 7.56xx 7.8xxx 7.9xxx</p>
	<p>FA-SENxx</p> <p>Sensors •Sensori •Capteurs •Sensoren •Sensores</p>		<p>9.0xxx 9.3xxx 10.1xxx 10.3xxx 10.4xxx 10.5xxx 21.xxxx</p>
	<p>FA-EMxx</p> <p>Exhaust management •Gestione gas di scarico •Gestion des gaz d'échappement •Abgas-management •Gestió de gas de escape</p>		<p>10.3xxx 10.7xxx 10.8xxx 22.0xxx 23.0xxx</p>

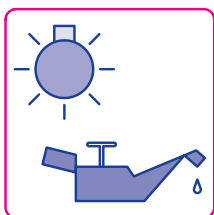
NEW ITEMS AND THEIR AVAILABILITY

FA-SWI18Q4

-Nuovi articoli e loro disponibilità -Nouveaux produits et leur disponibilité -Neue Teile und vorläufige Verfügbarkeit -Novedades y su disponibilidad

ENGINE OIL PRESSURE WARNING LIGHT SWITCHES

INTERRUTTORI SPIA PRESSIONE OLIO
MANOCONTACTS POUR TEMOIN DE
PRESSION D'HUILE
ÖLDRUCKKONTROLLSCHALTER
MANOCONTACTO LUZ TESTIGO DE
PRESIÓN DE ACEITE



Products listed by code sequence

- Articoli in ordine di **codice**
- Articles en sequence de **réf.**
- Produkte je nach **Artikel-Nr.**
- Artículos en secuencia de **codigo**

CODE	AVAILABILITY
7.0190	☺
7.0196	☺
7.0197	☺
7.0199	☺
7.0203	☺
7.0212	☺
7.0219	☺

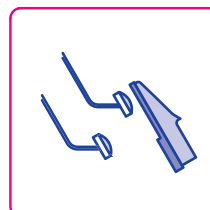
Products listed by date of availability

- Articoli raggruppati per data di **disponibilità**
- Produits groupés par date de **disponibilité**
- Produkte je nach **Verfügbarkeitsdatum** aufgelistet
- Artículos agrupados se gún fecha de **disponibilidad**

AVAILABILITY	CODE
☺	7.0190
☺	7.0196
☺	7.0197
☺	7.0199
☺	7.0203
☺	7.0212
☺	7.0219

BRAKE/CLUTCH PEDAL SWITCHES

INTERRUTTORI PEDALI FRENO/FRIZIONE
CONTACTEURS DE FEUX STOP
BREMS-/ KUPPLUNGSPEDALSCHALTER
INTERRUPTORES PEDAL DE FRENO/
EMBRAGUE



Products listed by code sequence

- Articoli in ordine di **codice**
- Articles en sequence de **réf.**
- Produkte je nach **Artikel-Nr.**
- Artículos en secuencia de **codigo**

CODE	AVAILABILITY
7.1188	☺
7.1232	☺
7.1276	☺
7.1282	☺
7.1283	☺
7.1286	☺
7.1289	☺
7.1294	☺
7.1297	☺
7.1298	☺
7.1300	☺
7.1302	☺
7.1304	☺
7.1309	☺
7.1310	☺
7.1311	19/Q1
7.1312	☺
7.1314	☺
7.1337	19/Q1

Products listed by date of availability

- Articoli raggruppati per data di **disponibilità**
- Produits groupés par date de **disponibilité**
- Produkte je nach **Verfügbarkeitsdatum** aufgelistet
- Artículos agrupados se gún fecha de **disponibilidad**

AVAILABILITY	CODE
☺	7.1188
☺	7.1232
☺	7.1276
☺	7.1282
☺	7.1283
☺	7.1286
☺	7.1289
☺	7.1294
☺	7.1297
☺	7.1298
☺	7.1300
☺	7.1302
☺	7.1304
☺	7.1309
☺	7.1310
☺	7.1312
☺	7.1314
19/Q1	7.1311
19/Q1	7.1337



AVAILABLE

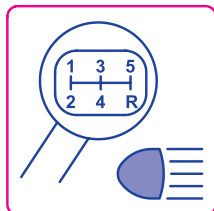
NEW ITEMS AND THEIR AVAILABILITY

FA-SWI18Q4

-Nuovi articoli e loro disponibilità -Nouveaux produits et leur disponibilité -Neue Teile und vorläufige Verfügbarkeit -Novedades y su disponibilidad

REVERSING LIGHT SWITCHES

INTERRUTTORI LUCI RETROMARCIA
CONTACTEURS FEUX DE REcul
RÜCKFAHR-SCHLEINWERFER-SCHALTER
INTERRUPTORES DE LUZ MARCHA ATRAS



Products listed by code sequence

- Articoli in ordine di **codice**
- Articles en sequence de **réf.**
- Produkte je nach **Artikel-Nr.**
- Articulos en secuencia de **codigo**

CODE	AVAILABILITY
7.6258	😊
7.6270	😊
7.6299	😊
7.6301	😊
7.6302	😊
7.6311	😊
7.6323	😊
7.6324	😊
7.6326	😊
7.6327	😊
7.6339	😊
7.6340	😊
7.6341	😊
7.6342	😊

Products listed by date of availability

- Articoli raggruppati per data di **disponibilità**
- Produits groupés par date de **disponibilité**
- Produkte je nach **Verfügbarkeitsdatum** aufgelistet
- Articulos agrupados se gún fecha de **disponibilidad**


AVAILABILITY	CODE
😊	7.6258
😊	7.6270
😊	7.6299
😊	7.6301
😊	7.6302
😊	7.6311
😊	7.6323
😊	7.6324
😊	7.6326
😊	7.6327
😊	7.6339
😊	7.6340
😊	7.6341
😊	7.6342



AVAILABLE

Illustration of the components of catalogue SWI and their fitting position in the engine

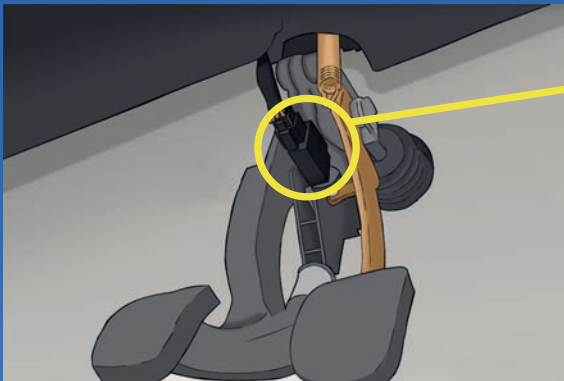
- Rappresentazione dei componenti del catalogo SWI e loro posizione di montaggio sul motore
- Représentation des composants du catalogue SWI et leur position de montage dans le moteur
- Darstellung von den Bauelementen vom Katalog SWI und ihre Einbaulage im Motor
- Representación de los componentes del catalogo SWI y sus posición de montaje en el motor



7.0XXX

ENGINE OIL PRESSURE WARNING LIGHT SWITCHES

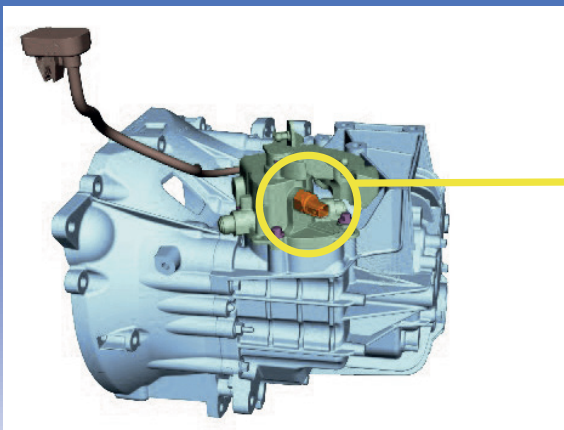
- Interruttori spia pressione olio
- Manocontacts pour témoin de pression d'huile
- Öldruckkontrollschalter
- manocontacto luz testigo de presión de aceite



7.1XXX

BRAKE / CLUTCH PEDAL SWITCHES

- Interruttori pedali freno/frizione
- contacteurs de feux stop
- Brems-/kupplungspedalschalter
- Interruptores pedal de freno/embrague



7.6XXX

REVERSING LIGHT SWITCHES


- Interruttori luci retromarcia
- Contacteurs feux de recul
- Rückfahr-scheinwerfer-schalter
- Interruptores de luz marcha atrás



APPLICATION LIST

FA-SWI18Q4

·GUIDA APPLICAZIONI ·LISTE D'APPLICATIONS ·ANWENDUNGSTABELLE ·LISTA DE APLICACIONES





EXPLICATION TO APPLICATION LIST

FA-SWI18Q4

-SPIEGAZIONE ALLA GUIDA APPLICAZIONI -EXPLICATION À LA LISTE D'APPLICATIONS -ERKLÄRUNG ZUR ANWENDUNGSTABELLE -EXPLICACIÓN DE LA LISTA APLICACIONES

Fuel type

- Tipo carburante
- Carburant
- Kraftstoffart
- Tipo combustible

Vehicle production date

- Date di produzione del veicolo
- Date de production du véhicule
- Fahrzeugherstelldatum
- Fecha de producción del vehículo

Manufacturer

- Fabricante
- Constructeur
- Hersteller
- Fabricante

Car Models

- Modelli
- Modèles
- Modellen
- Modelos

Capacity

- Cilindrata
- Cilindrée
- Hubraum
- Cilindrada

Engine

- Motore
- Moteur
- Motor
- Motor

kW

- kW
- kW
- kW
- kW

Differentiation

- Variante
- Variante
- Abänderungsangabe
- Variación

FACET

Function on the vehicle

- Funzione su vettura
- Fonction sur le véhicule
- Funktion im Auto
- Funciones en los vehículos

Vehicle	a. im.	kW	Date	Engine	FUNCTIONS ON THE VEHICLE			
					S10	T10	T20 - T23	T22 - T25
A3 II				ENGINE				
1.2 TFSI	Petrol	77	03/10-05/13	CBZB				
Engine				Information				
All engines				COL:green, Conn. nr. 1, switch press. 0.3-0.6 bar, thread M10x1	7.0196			
All engines				COL:brown, Conn. nr. 2, without adapter		7.6266		
All engines				COL:black, Conn. nr. 4			7.1232	T20
All engines								7.1309 T22
1.2 TSI	Petrol	77	04/10-08/12	CBZB				
Engine				Information				
All engines				COL:green, Conn. nr. 1, switch press. 0.3-0.6 bar, thread M10x1	7.0196			
All engines				COL:brown, Conn. nr. 2, without adapter		7.6266		
All engines				COL:black, Conn. nr. 4			7.1232	T20
All engines								7.1309 T22
1.4 TFSI	Petrol	92	09/07-05/13	CAXC, CMSA				
Engine				Information				
All engines				COL:green, Conn. nr. 1, spanner size 24, switch press. 0.3-0.6 bar, thread M10x1	7.0139			
All engines				COL:green, Conn. nr. 1, switch press. 0.3-0.6 bar, thread M10x1	7.0196			
All engines				COL:brown, Conn. nr. 2, without adapter		7.6266		
All engines				COL:black, Conn. nr. 4			7.1232	T20
All engines				Conn. nr. 5				7.1309 T22
1.6	Petrol	75	05/03-08/12	BGU, BSE, BSF				
Engine				Information				
All engines				COL:black, Conn. nr. 1, switch press. 1.2-1.6 bar, thread M10x1.0	7.0135			
All engines				COL:brown, Conn. nr. 2, without adapter		7.6266		
All engines				COL:black, Conn. nr. 4			7.1232	T20
All engines								7.1309 T22

S10 OIL PRESSURE WARNING LIGHT SWITCH	T10 REVERSING LIGHT SWITCH	T20 BRAKE LIGHT SWITCH
T22 SWITCH CLUTCH CONTROL (CRUISE CONTROL)	T23 SWITCH BRAKE ACTUATION (ENGINE TIMING)	T25 SWITCH CLUTCH CONTROL (ENGINE CONTROL)

The present application list is a brief version. For the detailed information about the possibility of installation on a specific vehicle, please refer to our web-catalogue <http://catalogo.facet.eu/>



VEHICLE MANUFACTURERS INDEX

FA-SWI18Q4

-INDICE COSTRUTTORI VEICOLI -LISTE DES FABRICANTS VEHICULES -INHALVERZEICHNIS DER FAHRZEUGHERSTELLER -LISTA DE FABRICANTES DE VEHICULOS

Manufacturer	Page	Manufacturer	Page	Manufacturer	Page
A		I		S	
ABARTH	11	INFINITI	753	SAAB	1558
ACURA	14	INNOCENTI	759	SEAT	1571
ALFA ROMEO	16	ISUZU	760	SKODA	1632
ALPINA	48	IVECO	762	SMART	1668
ALPINE	49	J		SSANGYONG	1672
ASTON MARTIN	50	JAGUAR	788	SUBARU	1675
AUDI	52	JEEP	799	SUZUKI	1697
AUSTIN	156	K		T	
AUTOBIANCHI	157	KIA	802	TALBOT	1722
B		L		TOYOTA	1723
BENTLEY	158	LADA	851	V	
BMW	163	LANCIA	855	VAUXHALL	1799
C		LAND ROVER	877	VW	1862
CHEVROLET	265	LEXUS	890	VOLKSWAGEN (BR)	2036
CHRYSLER	280	M		VOLVO	2039
CITROËN	282	MAN	901	Z	
D		MARUTI	902	ZASTAVA	2111
DACIA	391	MAYBACH	903		
DAEWOO	409	MAZDA	904		
DAIHATSU	419	MERCEDES-BENZ	940		
DODGE	427	MG	1048		
DS	428	MINI	1052		
F		MITSUBISHI	1059		
FIAT	432	N			
FIAT (BR)	535	NISSAN	1107		
FORD	538	O			
FORD (BR)	637	OPEL	1171		
FORD USA	638	P			
FSO	640	PEUGEOT	1256		
H		PORSCHE	1378		
HOLDEN	641	PUCH	1392		
HONDA	652	R			
HYUNDAI	682	RENAULT	1394		
		RENAULT TRUCKS	1541		
		ROVER	1545		



BODY DESIGN

FA-SWI18Q4

-TIPI DI CARROZZERIA -TYPES DE CARROSSERIE -KAROSSERIETYPEN -TIPOS DE CARROCERIA



Hatchback

- Coda spiovente
- Fastback
- Schräger
- Fastback



Station Wagon

- Familiare
- Break
- Kombi
- Ranchera familiar



MPV

- Monovolume
- Monospace
- Großraumlimousine
- Limusina



Closed off-road vehicle

- Fuori strada chiuso
- Véhicule tout terrain à carrosserie fermée
- Geländewagen geschlossen
- Todo terreno, cerrada



Bus

- Autobus
- Autobus/Autocar
- Bus
- Autobús



Flatbed/Chassis

- Pianale piatto/Autotelaio
- Camion plate-forme/Chassis
- Pritsche/Fahrgestell
- Caja/Chasis



Saloon

- Tre volumi
- A trois volumes
- Stufenheck
- Sedan



Convertible

- Cabriolet
- Décapotable
- Cabriolet
- Descapotable



Coupe

- Coupé
- Coupé
- Coupe
- Coupé



Open off-road vehicle

- Fuori strada aperto
- Véhicule tout terrain à carrosserie ouverte
- Geländewagen offen
- Todo terreno, abierta



Box

- Furgonato
- Camionette
- Kasten
- Furgón

FUNCTIONS ON THE VEHICLE

Vehicle	alim.	kW	Date	Engine	 S10	 T10	 T20 - T23	 T22 - T25
---------	-------	----	------	--------	---	---	--	---

500

1.4	Petrol	103	05/10->	ENGINE
312 A1.000, 312 A3.000				

Engine	Information	S10	T10	T20 - T23	T22 - T25
All engines	COL:black, switch press. 0.30-0.60 bar, thread M14X1.5, without cable	7.0096			
All engines	spanner size 22, thread M14x1.5		7.6067		
All engines	RHD			7.1161 T20	7.1170 T22
All engines	COL:blue, LHD			7.1247 T20	
Eng. 312 A1.000					7.1170 T25
All engines	LHD				7.1248 T22

1.4	Petrol	107	05/16->	ENGINE
312 B4.000				

Engine	Information	S10	T10	T20 - T23	T22 - T25
All engines	COL:black, switch press. 0.30-0.60 bar, thread M14X1.5, without cable	7.0096			
All engines			7.6067		7.1248 T22
All engines	COL:blue			7.1247 T20	

1.4	Petrol	118	08/08->	ENGINE
312 A1.000, 312 A3.000				

Engine	Information	S10	T10	T20 - T23	T22 - T25
All engines	COL:black, switch press. 0.30-0.60 bar, thread M14X1.5, without cable	7.0096			
All engines	spanner size 22, thread M14x1.5		7.6067		
All engines	spanner size 22, thread M18x1.5		7.6142		
All engines	RHD			7.1161 T20	7.1170 T22
All engines	COL:blue, LHD			7.1247 T20	
All engines	LHD				7.1248 T22
All engines					7.1248 T25

1.4	Petrol	120	06/16->	ENGINE
312 B6.000				

Engine	Information	S10	T10	T20 - T23	T22 - T25
All engines	COL:black, switch press. 0.30-0.60 bar, thread M14X1.5, without cable	7.0096			
All engines	spanner size 22, thread M14x1.5		7.6067		
All engines	RHD			7.1161 T20	
All engines	LHD			7.1247 T20	
All engines	euro 5, RHD				7.1170 T22
All engines	euro 5, LHD				7.1248 T22

1.4	Petrol	121	05/16->	ENGINE
312 B3.000				

Engine	Information	S10	T10	T20 - T23	T22 - T25
All engines	COL:black, switch press. 0.30-0.60 bar, thread M14X1.5, without cable	7.0096			
All engines	spanner size 22, thread M14x1.5		7.6067		
All engines	RHD			7.1161 T20	
All engines	COL:blue, LHD			7.1247 T20	

1.4	Petrol	132	08/08->	ENGINE
312 A3.000				

Engine	Information	S10	T10	T20 - T23	T22 - T25
All engines	COL:black, switch press. 0.30-0.60 bar, thread M14X1.5, without cable	7.0096			
All engines	spanner size 22, thread M14x1.5		7.6067		
All engines	-> 01/08/11, 01/09/11 ->, RHD			7.1161 T20	
All engines	01/09/11 ->, COL:blue, LHD			7.1247 T20	
All engines	RHD				7.1170 T22
All engines	LHD				7.1248 T22
All engines					7.1248 T25

1.4	Petrol	139	06/15->	ENGINE
312 A9.000				

Engine	Information	S10	T10	T20 - T23	T22 - T25
All engines	COL:black, switch press. 0.30-0.60 bar, thread M14X1.5, without cable	7.0096			
All engines	spanner size 22, thread M14x1.5		7.6067		
All engines	RHD			7.1161 T20	7.1170 T22
All engines	COL:blue, LHD			7.1247 T20	
All engines	LHD				7.1248 T22

S10 OIL PRESSURE WARNING LIGHT SWITCH	T10 REVERSING LIGHT SWITCH	T20 BRAKE LIGHT SWITCH
T22 SWITCH CLUTCH CONTROL (CRUISE CONTROL)	T23 SWITCH BRAKE ACTUATION (ENGINE TIMING)	T25 SWITCH CLUTCH CONTROL (ENGINE CONTROL)

FUNCTIONS ON THE VEHICLE

Vehicle	alim.	kW	Date	Engine	 S10	 T10	 T20 - T23	 T22 - T25
---------	-------	----	------	--------	---	---	--	---

				ENGINE
1.4	Petrol	140	08/08->	312 A1.000

Engine	Information	S10	T10	T20 - T23	T22 - T25
All engines	COL:black, switch press. 0.30-0.60 bar, thread M14x1.5, without cable	7.0096			
All engines	spanner size 22, thread M14x1.5		7.6067		
All engines				7.1161 T20	7.1248 T25

				ENGINE
1.4	Petrol	99	08/08->	312 A1.000

Engine	Information	S10	T10	T20 - T23	T22 - T25
All engines	COL:black, switch press. 0.30-0.60 bar, thread M14x1.5, without cable	7.0096			
All engines	spanner size 22, thread M14x1.5		7.6067		
All engines				7.1161 T20	
All engines	COL:blue			7.1247 T20	
All engines	RHD				7.1170 T22
All engines	-> 01/06/15, LHD				7.1248 T22

500 MY12

				ENGINE
1.4	Petrol	103	01/12->	--

Engine	Information	S10	T10	T20 - T23	T22 - T25
All engines		7.0096	7.6067		
All engines	RHD			7.1161 T20	7.1170 T22
All engines	LHD			7.1247 T20	7.1248 T22

				ENGINE
1.4	Petrol	99	01/12->	--

Engine	Information	S10	T10	T20 - T23	T22 - T25
All engines		7.0096	7.6067		
All engines	RHD			7.1161 T20	7.1170 T22
All engines	LHD			7.1247 T20	7.1248 T22

500C / 595C

				ENGINE
1.4	Petrol	103	09/09->	312 A1.000, 312 A3.000

Engine	Information	S10	T10	T20 - T23	T22 - T25
All engines	COL:black, switch press. 0.30-0.60 bar, thread M14x1.5, without cable	7.0096			
All engines	spanner size 22, thread M14x1.5		7.6067		
All engines	RHD			7.1161 T20	7.1170 T22
All engines	COL:blue, LHD			7.1247 T20	
All engines	LHD				7.1248 T22

				ENGINE
1.4	Petrol	107	05/16->	312 B4.000

Engine	Information	S10	T10	T20 - T23	T22 - T25
All engines	COL:black, switch press. 0.30-0.60 bar, thread M14x1.5, without cable	7.0096			
All engines	spanner size 22, thread M14x1.5		7.6067		
All engines	RHD			7.1161 T20	
All engines	COL:blue, LHD			7.1247 T20	

				ENGINE
1.4	Petrol	118	05/11->	312 A1.000, 312 A3.000

Engine	Information	S10	T10	T20 - T23	T22 - T25
All engines	COL:black, switch press. 0.30-0.60 bar, thread M14x1.5, without cable	7.0096			
All engines	spanner size 22, thread M14x1.5		7.6067		
All engines	RHD			7.1161 T20	7.1170 T22
All engines	COL:blue, LHD			7.1247 T20	
All engines	LHD				7.1248 T22

				ENGINE
1.4	Petrol	121	05/16->	312 B3.000

Engine	Information	S10	T10	T20 - T23	T22 - T25
All engines	COL:black, switch press. 0.30-0.60 bar, thread M14x1.5, without cable	7.0096			
All engines	spanner size 22, thread M14x1.5		7.6067		
All engines	RHD			7.1161 T20	
All engines	COL:blue, LHD			7.1247 T20	

S10	OIL PRESSURE WARNING LIGHT SWITCH	T10	REVERSING LIGHT SWITCH	T20	BRAKE LIGHT SWITCH
T22	SWITCH CLUTCH CONTROL (CRUISE CONTROL)	T23	SWITCH BRAKE ACTUATION (ENGINE TIMING)	T25	SWITCH CLUTCH CONTROL (ENGINE CONTROL)

FUNCTIONS ON THE VEHICLE

Vehicle	alim.	kW	Date	Engine	 S10	 T10	 T20 - T23	 T22 - T25
---------	-------	----	------	--------	---	---	--	---

				ENGINE
1.4	Petrol	132	06/10->	312 A3.000

Engine	Information	S10	T10	T20 - T23	T22 - T25
All engines	COL:black, switch press. 0.30-0.60 bar, thread M14x1.5, without cable	7.0096			
All engines	spanner size 22, thread M14x1.5		7.6067		
All engines	-> 01/08/11, 01/09/11 ->, RHD			7.1161 T20	
All engines	01/09/11 ->, COL:blue, LHD			7.1247 T20	
All engines	RHD				7.1170 T22
All engines	LHD				7.1248 T22

				ENGINE
1.4	Petrol	99	01/11->	312 A1.000

Engine	Information	S10	T10	T20 - T23	T22 - T25
All engines	COL:black, switch press. 0.30-0.60 bar, thread M14x1.5, without cable	7.0096			
All engines	spanner size 22, thread M14x1.5		7.6067		
All engines	COL:blue			7.1161 T20	
All engines	RHD			7.1247 T20	
All engines	-> 01/06/15, LHD				7.1170 T22
All engines					7.1248 T22

GRANDE PUNTO

				ENGINE
1.4	Petrol	114	12/07-06/10	199 A8.000

Engine	Information	S10	T10	T20 - T23	T22 - T25
All engines	COL:black, switch press. 0.30-0.60 bar, thread M14x1.5, without cable	7.0096			
All engines			7.6249		7.1226 T25
All engines	-> 01/09/08, COL:black			7.1208 T20	
All engines	01/10/08 ->, COL:blue			7.1247 T20	

				ENGINE
1.4	Petrol	132	12/07-12/12	199 A8.000, 955 A8.000

Engine	Information	S10	T10	T20 - T23	T22 - T25
Eng. 199 A8.000	COL:black, switch press. 0.30-0.60 bar, thread M14x1.5, without cable	7.0096			
Eng. 199 A8.000			7.6249		7.1226 T25
Eng. 199 A8.000	COL:blue			7.1247 T20	
Eng. 955 A8.000					7.1226 T22

PUNTO

				ENGINE
1.4	Petrol	120	03/12->	955 A8.000

Engine	Information	S10	T10	T20 - T23	T22 - T25
All engines			7.6196		
All engines	COL:blue			7.1247 T20	

				ENGINE
1.4	Petrol	132	03/12->	199 A8.000, 955 A8.000

Engine	Information	S10	T10	T20 - T23	T22 - T25
All engines			7.6196		
All engines	COL:blue			7.1247 T20	

PUNTO EVO

				ENGINE
1.4	Petrol	120	10/09-02/12	955 A8.000

Engine	Information	S10	T10	T20 - T23	T22 - T25
All engines	COL:black, switch press. 0.30-0.60 bar, thread M14x1.5, without cable	7.0096			
All engines	LHD, spanner size 22, thread M18x1.5		7.6142		
All engines	COL:blue			7.1247 T20	

				ENGINE
1.4	Petrol	132	07/08-02/12	955 A8.000

Engine	Information	S10	T10	T20 - T23	T22 - T25
All engines	COL:black, switch press. 0.30-0.60 bar, thread M14x1.5, without cable	7.0096			
All engines			7.6249		
All engines	COL:blue			7.1247 T20	

S10	OIL PRESSURE WARNING LIGHT SWITCH	T10	REVERSING LIGHT SWITCH	T20	BRAKE LIGHT SWITCH
T22	SWITCH CLUTCH CONTROL (CRUISE CONTROL)	T23	SWITCH BRAKE ACTUATION (ENGINE TIMING)	T25	SWITCH CLUTCH CONTROL (ENGINE CONTROL)

FUNCTIONS ON THE VEHICLE

Vehicle	alim.	kW	Date	Engine				
					S10	T10	T20 - T23	T22 - T25

INTEGRA I

1.6	Petrol	74	01/85-12/90	ENGINE D16A1, D16A3
-----	--------	----	-------------	------------------------

Engine	Information	S10	T10	T20 - T23	T22 - T25
All engines	01/01/88 ->	7.0015			
All engines	-> 31/12/87	7.0017			
All engines			7.6094	7.1044	T20

1.6 i	Petrol	88	01/85-12/90	ENGINE D16A8
-------	--------	----	-------------	-----------------

Engine	Information	S10	T10	T20 - T23	T22 - T25
All engines	01/01/88 ->	7.0015			
All engines	-> 31/12/87	7.0017			
All engines			7.6094	7.1044	T20

INTEGRA II

1.8	Petrol	77	10/90-09/93	ENGINE F18A2
-----	--------	----	-------------	-----------------

Engine	Information	S10	T10	T20 - T23	T22 - T25
All engines		7.0015			
All engines	pole nr. 2			7.1062	T20

INTEGRA III

1.8 GS-R	Petrol	147	10/93-09/01	ENGINE F18C2
----------	--------	-----	-------------	-----------------

Engine	Information	S10	T10	T20 - T23	T22 - T25
All engines		7.0015	7.6175	7.1119	T20

1.8 LS	Petrol	125	10/93-09/01	ENGINE F18C1
--------	--------	-----	-------------	-----------------

Engine	Information	S10	T10	T20 - T23	T22 - T25
All engines		7.0015	7.6175		
All engines	pole nr. 4			7.1119	T20

1.8 Sport	Petrol	125	10/93-09/01	ENGINE F18C1
-----------	--------	-----	-------------	-----------------

Engine	Information	S10	T10	T20 - T23	T22 - T25
All engines		7.0015	7.6175		
All engines	pole nr. 4			7.1119	T20

LEGEND II

3.2	Petrol	151	08/91-08/96	ENGINE C32A2
-----	--------	-----	-------------	-----------------

Engine	Information	S10	T10	T20 - T23	T22 - T25
All engines		7.0015		7.1044	T20

NSX

3.0	Petrol	201	01/90-08/97	ENGINE C30A3
-----	--------	-----	-------------	-----------------

Engine	Information	S10	T10	T20 - T23	T22 - T25
All engines		7.0014		7.1044	T20

3.2	Petrol	206	08/97-12/05	ENGINE C32B2
-----	--------	-----	-------------	-----------------

Engine	Information	S10	T10	T20 - T23	T22 - T25
All engines		7.0014		7.1044	T20

R 3.0	Petrol	188	01/92-08/97	ENGINE C30A4
-------	--------	-----	-------------	-----------------

Engine	Information	S10	T10	T20 - T23	T22 - T25
All engines		7.0014		7.1044	T20

T 3.0	Petrol	188	01/95-12/97	ENGINE C30A4
-------	--------	-----	-------------	-----------------





Engine	Information	S10	T10	T20 - T23	T22 - T25
All engines		7.0014		7.1044	T20

RDX

3.5 iVtec [ExtraEU]	Petrol	204	01/12-08/15	ENGINE J35Z2
---------------------	--------	-----	-------------	-----------------

Engine	Information	S10	T10	T20 - T23	T22 - T25
All engines	PANASONIC			7.1261	T20

S10 OIL PRESSURE WARNING LIGHT SWITCH	T10 REVERSING LIGHT SWITCH	T20 BRAKE LIGHT SWITCH
T22 SWITCH CLUTCH CONTROL (CRUISE CONTROL)	T23 SWITCH BRAKE ACTUATION (ENGINE TIMING)	T25 SWITCH CLUTCH CONTROL (ENGINE CONTROL)

				FUNCTIONS ON THE VEHICLE				
Vehicle	alim.	kW	Date	Engine				
					S10	T10	T20 - T23	T22 - T25

TLX

				ENGINE
2.4 iVtec	Petrol	153	07/14->	K24W7




Engine	Information	S10	T10	T20 - T23	T22 - T25
All engines		7.0114			

VIGOR

				ENGINE
2.5	Petrol	140	09/91->	G25A, G25A2

Engine	Information	S10	T10	T20 - T23	T22 - T25
All engines		7.0015			
All engines	->ch. 0C100070			7.1044 T20	
All engines	ch. 0C100071 ->			7.1122 T20	

S10	OIL PRESSURE WARNING LIGHT SWITCH	T10	REVERSING LIGHT SWITCH	T20	BRAKE LIGHT SWITCH
T22	SWITCH CLUTCH CONTROL (CRUISE CONTROL)	T23	SWITCH BRAKE ACTUATION (ENGINE TIMING)	T25	SWITCH CLUTCH CONTROL (ENGINE CONTROL)

Vehicle	alim.	kW	Date	Engine	 S10	 T10	 T20 - T23	 T22 - T25
---------	-------	----	------	--------	---	---	--	---

145

ENGINE				
1.4 i.e.	Petrol	66	07/94-12/96	AR 33501

Engine	Information	S10	T10	T20 - T23	T22 - T25
All engines	COL:black, switch press. 0.30-0.60 bar, thread M14x1.5, without cable	7.0096			
All engines	01/04/95 ->, spanner size 22, thread M18x1.5		7.6142		
All engines	-navigation system			7.1127	T20
All engines	+navigation system			7.1145	T20

ENGINE				
1.4 i.e. 16V T.S.	Petrol	76	12/96-01/01	AR 33503

Engine	Information	S10	T10	T20 - T23	T22 - T25
All engines	COL:black, switch press. 0.30-0.60 bar, thread M14x1.5, without cable	7.0096			
All engines	spanner size 22, thread M14x1.5		7.6067		
All engines	spanner size 14			7.1108	T20

ENGINE				
1.6 16V T.S.	Petrol	82	09/97-12/00	AR 32102

Engine	Information	S10	T10	T20 - T23	T22 - T25
All engines	COL:black, switch press. 0.30-0.60 bar, thread M14x1.5, without cable	7.0096			
All engines	spanner size 22, thread M14x1.5		7.6067		
All engines	spanner size 14			7.1108	T20

ENGINE				
1.6 i.e.	Petrol	76	10/94-12/96	AR 33201

Engine	Information	S10	T10	T20 - T23	T22 - T25
All engines	COL:black, switch press. 0.30-0.60 bar, thread M14x1.5, without cable	7.0096			
All engines	01/04/95 ->, spanner size 22, thread M18x1.5		7.6142		
All engines	-navigation system			7.1127	T20
All engines	+navigation system			7.1145	T20

ENGINE				
1.6 i.e. 16V T.S.	Petrol	88	12/96-01/01	AR 32102, AR 67601

Engine	Information	S10	T10	T20 - T23	T22 - T25
All engines	COL:black, switch press. 0.30-0.60 bar, thread M14x1.5, without cable	7.0096			
All engines	spanner size 22, thread M14x1.5		7.6067		
All engines	spanner size 14			7.1108	T20

ENGINE				
1.6 LPG	Petrol/ Petroleum Gas (LPG)	88	01/98-01/01	AR 32102

Engine	Information	S10	T10	T20 - T23	T22 - T25
All engines	COL:black, switch press. 0.30-0.60 bar, thread M14x1.5, without cable	7.0096			
All engines	spanner size 22, thread M14x1.5		7.6067		
All engines	spanner size 14			7.1108	T20

ENGINE				
1.7 i.e. 16V	Petrol	95	10/94-12/96	AR 33401

Engine	Information	S10	T10	T20 - T23	T22 - T25
All engines	COL:black, switch press. 0.30-0.60 bar, thread M14x1.5, without cable	7.0096			
All engines	01/04/95 ->, spanner size 22, thread M18x1.5		7.6142		
All engines	-navigation system			7.1127	T20
All engines	+navigation system			7.1145	T20

ENGINE				
1.8 i.e. 16V T.S.	Petrol	103	12/96-12/98	AR 67106

Engine	Information	S10	T10	T20 - T23	T22 - T25
All engines	COL:black, switch press. 0.30-0.60 bar, thread M14x1.5, without cable	7.0096			
All engines	spanner size 22, thread M14x1.5		7.6067		
All engines	spanner size 14			7.1108	T20

ENGINE				
1.8 i.e. 16V T.S. [BRA]	Petrol	110	10/96-02/99	AR 67199

Engine	Information	S10	T10	T20 - T23	T22 - T25
All engines		7.0096	7.6067	7.1108	T20

S10	OIL PRESSURE WARNING LIGHT SWITCH	T10	REVERSING LIGHT SWITCH	T20	BRAKE LIGHT SWITCH
T22	SWITCH CLUTCH CONTROL (CRUISE CONTROL)	T23	SWITCH BRAKE ACTUATION (ENGINE TIMING)	T25	SWITCH CLUTCH CONTROL (ENGINE CONTROL)

FUNCTIONS ON THE VEHICLE

Vehicle	alim.	kW	Date	Engine	 S10	 T10	 T20 - T23	 T22 - T25
---------	-------	----	------	--------	---	---	--	---

ENGINE				
1.8 Twin Spark iE	Petrol	106	03/98-01/01	AR 32201

Engine	Information	S10	T10	T20 - T23	T22 - T25
All engines	COL:black, switch press. 0.30-0.60 bar, thread M14X1.5, without cable	7.0096			
All engines	spanner size 22, thread M14x1.5		7.6067		
All engines	spanner size 14			7.1108 T20	

ENGINE				
1.9 JTD	Diesel	77	02/99-01/01	AR 32302

Engine	Information	S10	T10	T20 - T23	T22 - T25
All engines	COL:black, switch press. 0.30-0.60 bar, thread M14X1.5, without cable	7.0096			
All engines			7.6196		7.1108 T25
All engines	spanner size 14			7.1108 T20	

ENGINE				
1.9 TD	Diesel	66	10/94-02/99	AR 33601, AR 67501

Engine	Information	S10	T10	T20 - T23	T22 - T25
All engines	COL:black, switch press. 0.30-0.60 bar, thread M14X1.5, without cable	7.0096			
All engines	spanner size 22, thread M14x1.5		7.6067		
All engines	01/01/97 ->, spanner size 14			7.1108 T20	
All engines	-> 01/12/96, -navigation system			7.1127 T20	
All engines	+navigation system, -> 01/12/96			7.1145 T20	

ENGINE				
2.0	Petrol	114	03/98-01/01	AR 32301

Engine	Information	S10	T10	T20 - T23	T22 - T25
All engines	COL:black, switch press. 0.30-0.60 bar, thread M14X1.5, without cable	7.0096			
All engines	spanner size 22, thread M14x1.5		7.6067		
All engines	spanner size 14			7.1108 T20	

ENGINE				
2.0 16V T.S.	Petrol	110	10/95-01/01	AR 67204

Engine	Information	S10	T10	T20 - T23	T22 - T25
All engines	COL:black, switch press. 0.30-0.60 bar, thread M14X1.5, without cable	7.0096			
All engines	spanner size 22, thread M14x1.5		7.6067		
All engines	01/01/97 ->, spanner size 14			7.1108 T20	
All engines	-> 01/12/96, -navigation system			7.1127 T20	
All engines	+navigation system, -> 01/12/96			7.1145 T20	

ENGINE				
2.0 16V T.SPARK [BRA]	Petrol	110	10/96-02/99	AR 67299

Engine	Information	S10	T10	T20 - T23	T22 - T25
All engines		7.0096	7.6067	7.1108 T20	

ENGINE				
2.0 16V T.SPARK Q.V. [BRA]	Petrol	110	10/95-09/96	AR 67299

Engine	Information	S10	T10	T20 - T23	T22 - T25
All engines		7.0096	7.6067	7.1127 T20	
All engines	interference suppressed			7.1145 T20	

146				
-----	--	--	--	--

ENGINE				
1.4 i.e.	Petrol	66	12/94-12/96	AR 33501

Engine	Information	S10	T10	T20 - T23	T22 - T25
All engines	COL:black, switch press. 0.30-0.60 bar, thread M14X1.5, without cable	7.0096			
All engines	spanner size 22, thread M18x1.5		7.6142		
All engines	-navigation system			7.1127 T20	
All engines	+navigation system			7.1145 T20	

ENGINE				
1.4 i.e. 16V T.S.	Petrol	76	11/96-01/01	AR 33503

Engine	Information	S10	T10	T20 - T23	T22 - T25
All engines	COL:black, switch press. 0.30-0.60 bar, thread M14X1.5, without cable	7.0096			
All engines	spanner size 22, thread M14x1.5		7.6067		
All engines	01/01/99 ->, spanner size 14			7.1108 T20	
All engines	-> 01/12/98, -navigation system			7.1127 T20	

S10 OIL PRESSURE WARNING LIGHT SWITCH	T10 REVERSING LIGHT SWITCH	T20 BRAKE LIGHT SWITCH
T22 SWITCH CLUTCH CONTROL (CRUISE CONTROL)	T23 SWITCH BRAKE ACTUATION (ENGINE TIMING)	T25 SWITCH CLUTCH CONTROL (ENGINE CONTROL)

Vehicle	alim.	kW	Date	Engine	 S10	 T10	 T20 - T23	 T22 - T25
---------	-------	----	------	--------	---	---	--	---

ENGINE				
1.4 i.e. 16V T.S.	Petrol	76	11/96-01/01	AR 33503

Engine	Information	S10	T10	T20 - T23	T22 - T25
All engines	+navigation system, -> 01/12/98			7.1145 T20	

ENGINE				
1.6 16V T.S.	Petrol	82	09/97-12/00	AR 32102

Engine	Information	S10	T10	T20 - T23	T22 - T25
All engines	COL:black, switch press. 0.30-0.60 bar, thread M14x1.5, without cable	7.0096			
All engines	spanner size 22, thread M14x1.5		7.6067		
All engines	spanner size 14			7.1108 T20	
All engines					7.1108 T22

ENGINE				
1.6 i.e.	Petrol	76	12/94-12/96	AR 33201

Engine	Information	S10	T10	T20 - T23	T22 - T25
All engines	COL:black, switch press. 0.30-0.60 bar, thread M14x1.5, without cable	7.0096			
All engines	spanner size 22, thread M18x1.5		7.6142		
All engines	-navigation system			7.1127 T20	
All engines	+navigation system			7.1145 T20	

ENGINE				
1.6 i.e. 16V T.S.	Petrol	88	11/96-10/01	AR 32102, AR 67601

Engine	Information	S10	T10	T20 - T23	T22 - T25
All engines	COL:black, switch press. 0.30-0.60 bar, thread M14x1.5, without cable	7.0096			
All engines	spanner size 22, thread M14x1.5		7.6067		
All engines	01/01/99 ->, spanner size 14			7.1108 T20	
All engines	-> 01/12/98, -navigation system			7.1127 T20	
All engines	+navigation system, -> 01/12/98			7.1145 T20	

ENGINE				
1.7 i.e. 16V	Petrol	95	12/94-12/96	AR 33401

Engine	Information	S10	T10	T20 - T23	T22 - T25
All engines	COL:black, switch press. 0.30-0.60 bar, thread M14x1.5, without cable	7.0096			
All engines	spanner size 22, thread M18x1.5		7.6142		
All engines	-navigation system			7.1127 T20	
All engines	+navigation system			7.1145 T20	

ENGINE				
1.8 i.e. 16V T.S.	Petrol	103	11/96-01/01	AR 67106

Engine	Information	S10	T10	T20 - T23	T22 - T25
All engines	COL:black, switch press. 0.30-0.60 bar, thread M14x1.5, without cable	7.0096			
All engines	spanner size 22, thread M14x1.5		7.6067		
All engines	-navigation system			7.1127 T20	
All engines	+navigation system			7.1145 T20	

ENGINE				
1.8 Twin Spark iE	Petrol	106	03/96-10/01	AR 32201

Engine	Information	S10	T10	T20 - T23	T22 - T25
All engines	COL:black, switch press. 0.30-0.60 bar, thread M14x1.5, without cable	7.0096			
All engines	spanner size 22, thread M14x1.5		7.6067		
All engines	01/03/99 ->, spanner size 14			7.1108 T20	
All engines	-> 01/02/99, -navigation system			7.1127 T20	
All engines	+navigation system, -> 01/02/99			7.1145 T20	

ENGINE				
1.9 JTD	Diesel	77	02/99-01/01	AR 32302





Engine	Information	S10	T10	T20 - T23	T22 - T25
All engines	COL:black, switch press. 0.30-0.60 bar, thread M14x1.5, without cable	7.0096			
All engines			7.6196		7.1108 T22
All engines	spanner size 14			7.1108 T20	

ENGINE				
1.9 TD	Diesel	66	12/94-02/99	AR 33601, AR 67501

Engine	Information	S10	T10	T20 - T23	T22 - T25
All engines	COL:black, switch press. 0.30-0.60 bar, thread M14x1.5, without cable	7.0096			
All engines	spanner size 22, thread M14x1.5		7.6067		

S10 OIL PRESSURE WARNING LIGHT SWITCH	T10 REVERSING LIGHT SWITCH	T20 BRAKE LIGHT SWITCH
T22 SWITCH CLUTCH CONTROL (CRUISE CONTROL)	T23 SWITCH BRAKE ACTUATION (ENGINE TIMING)	T25 SWITCH CLUTCH CONTROL (ENGINE CONTROL)

FUNCTIONS ON THE VEHICLE

Vehicle	alim.	kW	Date	Engine	 S10	 T10	 T20 - T23	 T22 - T25
ENGINE								
1.9 TD	Diesel	66	12/94-02/99	AR 33601, AR 67501				
Engine	Information			S10	T10	T20 - T23	T22 - T25	
All engines	-navigation system					7.1127	T20	
All engines	+navigation system					7.1145	T20	
ENGINE								
2.0	Petrol	114	03/97-10/01	AR 32301				
Engine	Information			S10	T10	T20 - T23	T22 - T25	
All engines	COL:black, switch press. 0.30-0.60 bar, thread M14X1.5, without cable			7.0096				
All engines	spanner size 22, thread M14x1.5				7.6067			
All engines	01/03/99 ->, spanner size 14					7.1108	T20	
All engines	-> 01/02/99, -navigation system					7.1127	T20	
All engines	+navigation system, -> 01/02/99					7.1145	T20	
ENGINE								
2.0 16V T.S.	Petrol	110	10/95-01/01	AR 67204				
Engine	Information			S10	T10	T20 - T23	T22 - T25	
All engines	COL:black, switch press. 0.30-0.60 bar, thread M14X1.5, without cable			7.0096				
All engines	spanner size 22, thread M14x1.5				7.6067			
All engines	-navigation system					7.1127	T20	
All engines	+navigation system					7.1145	T20	
ENGINE								
147								
ENGINE								
1.6 16V T.SPARK	Petrol	88	01/01-03/10	AR 32104				
Engine	Information			S10	T10	T20 - T23	T22 - T25	
All engines	COL:black, switch press. 0.30-0.60 bar, thread M14X1.5, without cable			7.0096				
All engines	spanner size 22, thread M14x1.5				7.6067			
All engines						7.1161	T20	
All engines	LHD							7.1170 T25
All engines	RHD							7.1179 T25
ENGINE								
1.6 16V T.SPARK ECO	Petrol	77	01/01-03/10	AR 37203				
Engine	Information			S10	T10	T20 - T23	T22 - T25	
All engines	COL:black, switch press. 0.30-0.60 bar, thread M14X1.5, without cable			7.0096				
All engines	spanner size 22, thread M14x1.5				7.6067			
All engines						7.1161	T20	7.1170 T25
ENGINE								
1.6 LPG	Petrol/ Petro- leum Gas (LPG)	77	01/09-03/10	AR 37203				
Engine	Information			S10	T10	T20 - T23	T22 - T25	
All engines	COL:black, switch press. 0.30-0.60 bar, thread M14X1.5, without cable			7.0096				
All engines	spanner size 22, thread M14x1.5				7.6067			
All engines						7.1161	T20	7.1170 T25
ENGINE								
1.6 LPG	Petrol/ Petro- leum Gas (LPG)	88	03/01-12/09	AR 32104				
Engine	Information			S10	T10	T20 - T23	T22 - T25	
All engines	COL:black, switch press. 0.30-0.60 bar, thread M14X1.5, without cable			7.0096				
All engines	spanner size 22, thread M14x1.5				7.6067			
All engines						7.1161	T20	7.1170 T25
ENGINE								
1.9 JTD	Diesel	74	06/03-03/10	182 B9.000				
Engine	Information			S10	T10	T20 - T23	T22 - T25	
All engines	COL:black, switch press. 0.30-0.60 bar, thread M14X1.5, without cable			7.0096				
All engines	spanner size 22, thread M14x1.5				7.6067			
All engines	COL:white					7.1179	T20	
All engines	LHD							7.1170 T25
All engines	RHD							7.1179 T25

S10	OIL PRESSURE WARNING LIGHT SWITCH	T10	REVERSING LIGHT SWITCH	T20	BRAKE LIGHT SWITCH
T22	SWITCH CLUTCH CONTROL (CRUISE CONTROL)	T23	SWITCH BRAKE ACTUATION (ENGINE TIMING)	T25	SWITCH CLUTCH CONTROL (ENGINE CONTROL)

The present application list is a brief version. For the detailed information about the possibility of installation on a specific vehicle, please refer to our web-catalogue <http://catalogo.facet.eu/>

Vehicle	alim.	kW	Date	Engine	 S10	 T10	 T20 - T23	 T22 - T25
---------	-------	----	------	--------	---	---	--	---

ENGINE				
1.9 JTD	Diesel	81	10/00-08/02	937 A2.000

Engine	Information	S10	T10	T20 - T23	T22 - T25
All engines	COL:black, switch press. 0.30-0.60 bar, thread M14X1.5, without cable	7.0096			
All engines			7.6196		7.1170 T25
All engines	+cruise control			7.1161 T20	
All engines	COL:white, -cruise control			7.1179 T20	

ENGINE				
1.9 JTD	Diesel	85	04/01-03/10	937 A2.000, 939 A7.000

Engine	Information	S10	T10	T20 - T23	T22 - T25
All engines	COL:black, switch press. 0.30-0.60 bar, thread M14X1.5, without cable	7.0096			
All engines			7.6196		
All engines	+cruise control			7.1161 T20	
All engines	COL:white, -cruise control			7.1179 T20	
All engines	LHD				7.1170 T25
All engines	RHD				7.1179 T25

ENGINE				
1.9 JTD 16V	Diesel	100	10/04-03/10	192 B1.000

Engine	Information	S10	T10	T20 - T23	T22 - T25
All engines	COL:black, switch press. 0.30-0.60 bar, thread M14X1.5, without cable	7.0096			
All engines			7.6196		7.1170 T25
All engines	+cruise control			7.1161 T20	
All engines	COL:white, -cruise control			7.1179 T20	

ENGINE				
1.9 JTD 16V	Diesel	103	11/02-03/10	192 A5.000

Engine	Information	S10	T10	T20 - T23	T22 - T25
All engines	COL:black, switch press. 0.30-0.60 bar, thread M14X1.5, without cable	7.0096			
All engines			7.6196		
All engines	+cruise control			7.1161 T20	
All engines	COL:white, -cruise control			7.1179 T20	
All engines	LHD				7.1170 T25
All engines	RHD				7.1179 T25

ENGINE				
1.9 JTD 16V	Diesel	93	09/03-09/04	937 A4.000

Engine	Information	S10	T10	T20 - T23	T22 - T25
All engines	COL:black, switch press. 0.30-0.60 bar, thread M14X1.5, without cable	7.0096			
All engines			7.6196		
All engines	+cruise control			7.1161 T20	
All engines	COL:white, -cruise control			7.1179 T20	
All engines	LHD				7.1170 T25
All engines	RHD				7.1179 T25

ENGINE				
1.9 JTD M	Diesel	85	10/04-03/10	937 A2.000, 939 A7.000

Engine	Information	S10	T10	T20 - T23	T22 - T25
All engines	COL:black, switch press. 0.30-0.60 bar, thread M14X1.5, without cable	7.0096			
All engines			7.6196		
All engines	+cruise control			7.1161 T20	
All engines	COL:white, -cruise control			7.1179 T20	
All engines	LHD				7.1170 T25
All engines	RHD				7.1179 T25

ENGINE				
1.9 JTD M 16V	Diesel	110	09/04-03/10	937 A5.000

Engine	Information	S10	T10	T20 - T23	T22 - T25
All engines	COL:black, switch press. 0.30-0.60 bar, thread M14X1.5, without cable	7.0096			
All engines			7.6196	7.1161 T20	
All engines	LHD				7.1170 T25
All engines	RHD				7.1179 T25

S10 OIL PRESSURE WARNING LIGHT SWITCH	T10 REVERSING LIGHT SWITCH	T20 BRAKE LIGHT SWITCH
T22 SWITCH CLUTCH CONTROL (CRUISE CONTROL)	T23 SWITCH BRAKE ACTUATION (ENGINE TIMING)	T25 SWITCH CLUTCH CONTROL (ENGINE CONTROL)

FUNCTIONS ON THE VEHICLE

Vehicle	alim.	kW	Date	Engine	 S10	 T10	 T20 - T23	 T22 - T25
---------	-------	----	------	--------	---	---	--	---

ENGINE				
1.9 JTDM 16V	Diesel	125	06/08-03/10	937 A6.000

Engine	Information	S10	T10	T20 - T23	T22 - T25
All engines	COL:black, switch press. 0.30-0.60 bar, thread M14X1.5, without cable	7.0096			
All engines			7.6196	7.1161 T20	
All engines	LHD				7.1170 T25
All engines	RHD				7.1179 T25

ENGINE				
1.9 JTDM 8V	Diesel	88	07/05-03/10	937 A3.000

Engine	Information	S10	T10	T20 - T23	T22 - T25
All engines	COL:black, switch press. 0.30-0.60 bar, thread M14X1.5, without cable	7.0096			
All engines			7.6196		7.1170 T25
All engines	+cruise control			7.1161 T20	
All engines	COL:white, -cruise control			7.1179 T20	

ENGINE				
2.0 16V T.SPARK	Petrol	110	01/01-03/10	AR 32310

Engine	Information	S10	T10	T20 - T23	T22 - T25
All engines	COL:black, switch press. 0.30-0.60 bar, thread M14X1.5, without cable	7.0096			
All engines	spanner size 22, thread M14x1.5		7.6067		
All engines				7.1161 T20	
All engines	LHD				7.1170 T25
All engines	RHD				7.1179 T25

ENGINE				
3.2 GTA	Petrol	184	02/03-03/10	932 A.000

Engine	Information	S10	T10	T20 - T23	T22 - T25
All engines	switch press. 0.3 bar, thread M14X1.5	7.0096			
All engines			7.6196	7.1161 T20	
All engines	LHD				7.1170 T25
All engines	RHD				7.1179 T25

ENGINE				
155				
1.6 16V T.S.	Petrol	88	05/96-12/97	AR 67601

Engine	Information	S10	T10	T20 - T23	T22 - T25
All engines		7.0096	7.6067		
All engines	-> 01/11/96			7.1069 T20	
All engines	01/11/96->			7.1108 T20	

ENGINE				
1.7 T.S.	Petrol	83	04/93-04/96	AR 67103

Engine	Information	S10	T10	T20 - T23	T22 - T25
All engines	01/10/93 ->	7.0000			
All engines	-> 01/10/93, 01/05/93 ->	7.0007			
All engines	-> 01/05/93	7.0085			
All engines			7.6067	7.1069 T20	

ENGINE				
1.7 T.S.	Petrol	85	04/93-04/96	AR 67105

Engine	Information	S10	T10	T20 - T23	T22 - T25
All engines	01/10/93 ->	7.0000			
All engines	-> 01/10/93, 01/05/93 ->	7.0007			
All engines	-> 01/05/93	7.0085			
All engines			7.6067	7.1069 T20	

ENGINE				
1.7 T.S. 16V	Petrol	103	05/96-12/97	AR 67106

Engine	Information	S10	T10	T20 - T23	T22 - T25
All engines		7.0096	7.6067		
All engines	-> 01/11/96			7.1069 T20	
All engines	01/11/96->			7.1108 T20	

ENGINE				
1.8 T.S.	Petrol	95	02/92-05/94	AR 67101

Engine	Information	S10	T10	T20 - T23	T22 - T25
All engines	01/10/93 ->	7.0000			
All engines	-> 01/10/93	7.0007			

S10 OIL PRESSURE WARNING LIGHT SWITCH	T10 REVERSING LIGHT SWITCH	T20 BRAKE LIGHT SWITCH
T22 SWITCH CLUTCH CONTROL (CRUISE CONTROL)	T23 SWITCH BRAKE ACTUATION (ENGINE TIMING)	T25 SWITCH CLUTCH CONTROL (ENGINE CONTROL)




FUNCTIONS ON THE VEHICLE

Vehicle	alim.	kW	Date	Engine	 S10	 T10	 T20 - T23	 T22 - T25
ENGINE								
1.8 T.S.	Petrol	95	02/92-05/94	AR 67101				
Engine	Information				S10	T10	T20 - T23	T22 - T25
All engines					7.6067	7.1069	T20	
ENGINE								
1.8 T.S. Sport	Petrol	93	03/92-12/96	AR 67101, AR 67102				
Engine	Information				S10	T10	T20 - T23	T22 - T25
All engines	01/10/93 ->				7.0000			
All engines	-> 01/10/93				7.0007			
All engines					7.6067	7.1069	T20	
ENGINE								
1.9 TD	Diesel	66	04/93-12/97	AR 33601, AR 67501				
Engine	Information				S10	T10	T20 - T23	T22 - T25
All engines					7.0096	7.6067		
All engines	-> 01/11/96						7.1069	T20
Eng. AR 33601	01/11/96 ->						7.1108	T20
ENGINE								
2.0 16V Turbo Q4	Petrol	137	01/92-12/97	AR 67203				
Engine	Information				S10	T10	T20 - T23	T22 - T25
All engines					7.0096		7.1069	T20
All engines	VET. 0122367 ->					7.6143		
ENGINE								
2.0 16V Turbo Q4	Petrol	140	03/92-12/97	AR 67203				
Engine	Information				S10	T10	T20 - T23	T22 - T25
All engines					7.0096		7.1069	T20
All engines	VET. 0122367 ->					7.6143		
ENGINE								
2.0 T.S.	Petrol	104	02/92-05/95	AR 67201, AR 67202				
Engine	Information				S10	T10	T20 - T23	T22 - T25
All engines	01/10/93 ->				7.0000			
All engines	-> 01/10/93				7.0007			
All engines					7.6067	7.1069	T20	
ENGINE								
2.0 T.S.	Petrol	106	02/92-01/95	AR 67201, AR 67202				
Engine	Information				S10	T10	T20 - T23	T22 - T25
All engines	01/10/93 ->				7.0000			
All engines	-> 01/10/93				7.0007			
All engines					7.6067	7.1069	T20	
ENGINE								
2.0 T.S. 16V	Petrol	110	03/95-12/97	AR 67204, AR 67299				
Engine	Information				S10	T10	T20 - T23	T22 - T25
All engines					7.0096	7.6067		
All engines	-> 01/11/96						7.1069	T20
All engines	01/11/96 ->						7.1108	T20
ENGINE								
2.5 TD	Diesel	92	04/93-12/97	VM 07 B, VM 31 B				
Engine	Information				S10	T10	T20 - T23	T22 - T25
All engines					7.0007			
All engines	VET. 0122367 ->					7.6143		
All engines	-> 01/11/96						7.1069	T20
Eng. VM 31 B	01/11/96 ->						7.1108	T20
ENGINE								
2.5 V6	Petrol	120	09/92-12/97	AR 67302, AR 67303				
Engine	Information				S10	T10	T20 - T23	T22 - T25
All engines	-> 31/03/96				7.0000			
Eng. AR 67303	01/04/96 ->				7.0096			
All engines	VET. 0122367 ->					7.6143		
All engines	-> 01/11/96						7.1069	T20
Eng. AR 67303	01/11/96 ->						7.1108	T20

S10	OIL PRESSURE WARNING LIGHT SWITCH	T10	REVERSING LIGHT SWITCH	T20	BRAKE LIGHT SWITCH
T22	SWITCH CLUTCH CONTROL (CRUISE CONTROL)	T23	SWITCH BRAKE ACTUATION (ENGINE TIMING)	T25	SWITCH CLUTCH CONTROL (ENGINE CONTROL)

				FUNCTIONS ON THE VEHICLE				
Vehicle	alim.	kW	Date	Engine	 S10	 T10	 T20 - T23	 T22 - T25
				ENGINE				
2.5 V6	Petrol	121	03/92-05/95	AR 67301				
Engine	Information			S10	T10	T20 - T23	T22 - T25	
All engines	COL:black, switch press. 0.30-0.60 bar, thread M14x1.5, without cable			7.0000		7.1069 T20		
All engines	VET. 0122367 ->				7.6143			
				ENGINE				
156				AR 32102				
1.6 16V T.SPARK	Petrol	82	09/97-09/05	AR 32102				
Engine	Information			S10	T10	T20 - T23	T22 - T25	
All engines	COL:black, switch press. 0.30-0.60 bar, thread M14x1.5, without cable			7.0096				
All engines	spanner size 22, thread M14x1.5				7.6067			
All engines	spanner size 14					7.1108 T20		
				ENGINE				
1.6 16V T.SPARK	Petrol	88	09/97-09/05	AR 32102, AR 32103, AR 32104, AR 67601				
Engine	Information			S10	T10	T20 - T23	T22 - T25	
All engines	COL:black, switch press. 0.30-0.60 bar, thread M14x1.5, without cable			7.0096				
All engines	spanner size 22, thread M14x1.5				7.6067			
Eng. AR 32102, AR 67601	spanner size 14					7.1108 T20		
Eng. AR 32103, AR 32104						7.1161 T20		
All engines							7.1170 T25	
				ENGINE				
1.6 16V T.SPARK.	Petrol	81	07/00-07/05	AR 32103				
Engine	Information			S10	T10	T20 - T23	T22 - T25	
All engines				7.0096	7.6067	7.1161 T20	7.1170 T22	
				ENGINE				
1.6 16V T.SPARK.	Petrol	88	05/00-05/06	AR 32102, AR 32103, AR 32104, AR 67601				
Engine	Information			S10	T10	T20 - T23	T22 - T25	
All engines	COL:black, switch press. 0.30-0.60 bar, thread M14x1.5, without cable			7.0096				
All engines	spanner size 22, thread M14x1.5				7.6067			
Eng. AR 32102, AR 67601	spanner size 14					7.1108 T20		
Eng. AR 32103, AR 32104						7.1161 T20		
Eng. AR 32103							7.1170 T22	
Eng. AR 32104, AR 67601							7.1170 T25	
				ENGINE				
1.8 16V T.SPARK	Petrol	103	02/97-05/06	AR 32205				
Engine	Information			S10	T10	T20 - T23	T22 - T25	
All engines	COL:black, switch press. 0.30-0.60 bar, thread M14x1.5, without cable			7.0096				
All engines	spanner size 22, thread M14x1.5				7.6067			
All engines	euro 2, spanner size 14					7.1108 T20		
All engines	euro 3 (D3)					7.1161 T20		
All engines							7.1170 T25	
				ENGINE				
1.8 16V T.SPARK	Petrol	106	09/97-10/00	AR 32201				
Engine	Information			S10	T10	T20 - T23	T22 - T25	
All engines	COL:black, switch press. 0.30-0.60 bar, thread M14x1.5, without cable			7.0096				
All engines	spanner size 22, thread M14x1.5				7.6067			
All engines	euro 2, spanner size 14					7.1108 T20		
All engines	euro 3 (D3)					7.1161 T20		
All engines							7.1170 T25	
				ENGINE				
1.9 JTD	Diesel	100	11/02->	192 B1.000				
Engine	Information			S10	T10	T20 - T23	T22 - T25	
All engines	COL:black, switch press. 0.30-0.60 bar, thread M14x1.5, without cable			7.0096				
All engines					7.6196	7.1161 T20		
All engines	LHD						7.1170 T22	

S10	OIL PRESSURE WARNING LIGHT SWITCH	T10	REVERSING LIGHT SWITCH	T20	BRAKE LIGHT SWITCH
T22	SWITCH CLUTCH CONTROL (CRUISE CONTROL)	T23	SWITCH BRAKE ACTUATION (ENGINE TIMING)	T25	SWITCH CLUTCH CONTROL (ENGINE CONTROL)




Vehicle	alim.	kW	Date	Engine	 S10	 T10	 T20 - T23	 T22 - T25
ENGINE								
1.9 JTD	Diesel	110	07/04-05/06	937 A5.000				
Engine	Information				S10	T10	T20 - T23	T22 - T25
All engines	COL:black, switch press. 0.30-0.60 bar, thread M14X1.5, without cable				7.0096			
All engines					7.6196	7.1161	T20	7.1170 T25
ENGINE								
1.9 JTD	Diesel	77	09/97-10/00	AR 32302				
Engine	Information				S10	T10	T20 - T23	T22 - T25
All engines	COL:black, switch press. 0.30-0.60 bar, thread M14X1.5, without cable				7.0096			
All engines					7.6196			7.1108 T25
All engines	euro 2, spanner size 14					7.1108	T20	
All engines	COL:white, euro 3 (D3)					7.1179	T20	
ENGINE								
1.9 JTD	Diesel	81	10/00-05/01	AR 37101				
Engine	Information				S10	T10	T20 - T23	T22 - T25
All engines	COL:black, switch press. 0.30-0.60 bar, thread M14X1.5, without cable				7.0096			
All engines					7.6196			7.1108 T25
All engines	euro 2, spanner size 14					7.1108	T20	
All engines	COL:white, euro 3 (D3)					7.1179	T20	
ENGINE								
1.9 JTD	Diesel	85	05/01-05/06	937 A2.000				
Engine	Information				S10	T10	T20 - T23	T22 - T25
All engines	COL:black, switch press. 0.30-0.60 bar, thread M14X1.5, without cable				7.0096			
All engines					7.6196	7.1161	T20	7.1170 T25
ENGINE								
1.9 JTD	Diesel	93	11/03-05/06	937 A4.000				
Engine	Information				S10	T10	T20 - T23	T22 - T25
All engines	COL:black, switch press. 0.30-0.60 bar, thread M14X1.5, without cable				7.0096			
All engines					7.6196	7.1161	T20	
All engines	LHD							7.1170 T22
ENGINE								
1.9 JTD 16V	Diesel	103	11/02-05/06	192 A5.000				
Engine	Information				S10	T10	T20 - T23	T22 - T25
All engines	COL:black, switch press. 0.30-0.60 bar, thread M14X1.5, without cable				7.0096			
All engines					7.6196	7.1161	T20	
All engines	LHD							7.1170 T22
ENGINE								
1.9 JTD 16V Q4	Diesel	110	07/04-05/06	937 A5.000				
Engine	Information				S10	T10	T20 - T23	T22 - T25
All engines	COL:black, switch press. 0.30-0.60 bar, thread M14X1.5, without cable				7.0096			
All engines					7.6196	7.1161	T20	7.1170 T25
ENGINE								
2.0 16V T.SPARK	Petrol	110	10/00-03/02	AR 32310				
Engine	Information				S10	T10	T20 - T23	T22 - T25
All engines	COL:black, switch press. 0.30-0.60 bar, thread M14X1.5, without cable				7.0096			
All engines	spanner size 22, thread M14x1.5					7.6067		
All engines	euro 2, spanner size 14						7.1108	T20
All engines	euro 3 (D3)						7.1161	T20
All engines								7.1170 T25
ENGINE								
2.0 16V T.SPARK	Petrol	114	09/97-06/02	AR 32301, AR 32310				
Engine	Information				S10	T10	T20 - T23	T22 - T25
All engines	COL:black, switch press. 0.30-0.60 bar, thread M14X1.5, without cable				7.0096			
All engines	spanner size 22, thread M14x1.5					7.6067		
Eng. AR 32301	euro 2, spanner size 14						7.1108	T20
All engines	euro 3 (D3)						7.1161	T20
Eng. AR 32310								7.1170 T22
Eng. AR 32301								7.1170 T25

S10	OIL PRESSURE WARNING LIGHT SWITCH	T10	REVERSING LIGHT SWITCH	T20	BRAKE LIGHT SWITCH
T22	SWITCH CLUTCH CONTROL (CRUISE CONTROL)	T23	SWITCH BRAKE ACTUATION (ENGINE TIMING)	T25	SWITCH CLUTCH CONTROL (ENGINE CONTROL)

FUNCTIONS ON THE VEHICLE

Vehicle	alim.	kW	Date	Engine	 S10	 T10	 T20 - T23	 T22 - T25
ENGINE								
2.0 JTS	Petrol	119	01/02-05/06	932 A2.000				
Engine	Information			S10	T10	T20 - T23	T22 - T25	
All engines	COL:black, switch press. 0.30-0.60 bar, thread M14X1.5, without cable			7.0096				
All engines	spanner size 22, thread M14x1.5				7.6067			
All engines						7.1161 T20	7.1170 T22	
ENGINE								
2.0 JTS	Petrol	122	03/02-05/06	937 A1.000				
Engine	Information			S10	T10	T20 - T23	T22 - T25	
All engines	COL:black, switch press. 0.30-0.60 bar, thread M14X1.5, without cable			7.0096				
All engines	spanner size 22, thread M14x1.5				7.6067			
All engines						7.1161 T20	7.1170 T25	
ENGINE								
2.0 Twin Spark	Petrol	118	11/97-04/00	AR 32303				
Engine	Information			S10	T10	T20 - T23	T22 - T25	
All engines	COL:black, switch press. 0.30-0.60 bar, thread M14X1.5, without cable			7.0096				
All engines	spanner size 22, thread M14x1.5				7.6067			
All engines							7.1170 T22	
ENGINE								
2.4 JTD	Diesel	100	09/97-09/03	AR 32501				
Engine	Information			S10	T10	T20 - T23	T22 - T25	
All engines	COL:black, switch press. 0.30-0.60 bar, thread M14X1.5, without cable			7.0096				
All engines					7.6196		7.1108 T25	
All engines	euro 2, spanner size 14					7.1108 T20		
All engines	COL:white, euro 3 (D3)					7.1179 T20		
ENGINE								
2.4 JTD	Diesel	103	10/00-05/06	839 A6.000				
Engine	Information			S10	T10	T20 - T23	T22 - T25	
All engines	COL:black, switch press. 0.30-0.60 bar, thread M14X1.5, without cable			7.0096				
All engines					7.6196		7.1108 T25	
All engines	euro 2, spanner size 14					7.1108 T20		
All engines	COL:white, euro 3 (D3)					7.1179 T20		
ENGINE								
2.4 JTD	Diesel	110	03/02-05/06	841 C000				
Engine	Information			S10	T10	T20 - T23	T22 - T25	
All engines	COL:black, switch press. 0.30-0.60 bar, thread M14X1.5, without cable			7.0096				
All engines					7.6196	7.1161 T20	7.1170 T25	
ENGINE								
2.4 JTD	Diesel	120	06/03-05/06	841 M.000				
Engine	Information			S10	T10	T20 - T23	T22 - T25	
All engines	COL:black, switch press. 0.30-0.60 bar, thread M14X1.5, without cable			7.0096				
All engines					7.6073	7.1161 T20	7.1170 T22	
ENGINE								
2.4 JTD	Diesel	129	10/03-05/06	841 G.000				
Engine	Information			S10	T10	T20 - T23	T22 - T25	
All engines	COL:black, switch press. 0.30-0.60 bar, thread M14X1.5, without cable			7.0096				
All engines					7.6073	7.1161 T20	7.1170 T25	
ENGINE								
2.5 V6 24V	Petrol	140	02/97-08/03	AR 32401				
Engine	Information			S10	T10	T20 - T23	T22 - T25	
All engines	switch press. 0.3 bar, thread M14X1.5			7.0096				
All engines					7.6196			
All engines	euro 2, spanner size 14					7.1108 T20		
All engines	COL:white, euro 3 (D3)					7.1179 T20		
All engines	euro 2						7.1108 T25	
All engines	euro 3 (D3)						7.1170 T25	

S10	OIL PRESSURE WARNING LIGHT SWITCH	T10	REVERSING LIGHT SWITCH	T20	BRAKE LIGHT SWITCH
T22	SWITCH CLUTCH CONTROL (CRUISE CONTROL)	T23	SWITCH BRAKE ACTUATION (ENGINE TIMING)	T25	SWITCH CLUTCH CONTROL (ENGINE CONTROL)

Vehicle	alim.	kW	Date	Engine	 S10	 T10	 T20 - T23	 T22 - T25
---------	-------	----	------	--------	---	---	--	---

ENGINE				
2.5 V6 24V	Petrol	141	02/97-05/06	AR 32405

Engine	Information	S10	T10	T20 - T23	T22 - T25
All engines	switch press. 0.3 bar, thread M14X1.5	7.0096			
All engines			7.6196		
All engines	euro 2, spanner size 14			7.1108 T20	
All engines	euro 4 (D4)			7.1161 T20	
All engines	COL:white, euro 3 (D3)			7.1179 T20	
All engines	euro 2				7.1108 T25
All engines	euro 3 (D3)				7.1170 T25

ENGINE				
2.5 V6 24V [BRA]	Petrol	140	10/97-12/01	AR 32402

Engine	Information	S10	T10	T20 - T23	T22 - T25
All engines		7.0096	7.6196	7.1108 T20	7.1108 T22

ENGINE				
3.2 GTA	Petrol	184	03/02-05/06	932 A.000

Engine	Information	S10	T10	T20 - T23	T22 - T25
All engines	switch press. 0.3 bar, thread M14X1.5	7.0096			
All engines			7.6196	7.1161 T20	
All engines	LHD				7.1170 T25
All engines	RHD				7.1179 T25

159

ENGINE				
1.8 MPI	Petrol	103	06/05-11/11	939 A4.000

Engine	Information	S10	T10	T20 - T23	T22 - T25
All engines		7.0141			
All engines	RHD			7.1161 T20	
All engines	COL:blue, LHD			7.1247 T20	
All engines	-> 01/09/08				7.1170 T25

ENGINE				
1.8 Tbi	Petrol	147	05/09-12/12	939 B1.000

Engine	Information	S10	T10	T20 - T23	T22 - T25
All engines	COL:black, switch press. 0.30-0.60 bar, thread M14X1.5, without cable	7.0096			
All engines	RHD			7.1161 T20	
All engines	COL:blue, LHD			7.1247 T20	

ENGINE				
1.9 JTDM 16V	Diesel	100	09/05-11/11	937 A8.000, 939 A8.000

Engine	Information	S10	T10	T20 - T23	T22 - T25
All engines	COL:black, switch press. 0.30-0.60 bar, thread M14X1.5, without cable	7.0096			
Eng. 939 A8.000			7.6249		
All engines				7.1161 T20	
Eng. 939 A8.000	-> VET. 7156636				7.1170 T22
Eng. 937 A8.000	-> 01/09/08				7.1170 T25

ENGINE				
1.9 JTDM 16V	Diesel	110	09/05-11/11	939 A2.000





Engine	Information	S10	T10	T20 - T23	T22 - T25
All engines	COL:black, switch press. 0.30-0.60 bar, thread M14X1.5, without cable	7.0096			
All engines				7.1161 T20	
All engines	-> 01/09/08				7.1170 T25

ENGINE				
1.9 JTDM 8V	Diesel	85	09/05-11/11	937 A7.000, 939 A7.000

Engine	Information	S10	T10	T20 - T23	T22 - T25
All engines	COL:black, switch press. 0.30-0.60 bar, thread M14X1.5, without cable	7.0096			
Eng. 939 A7.000			7.6249		
All engines				7.1161 T20	
Eng. 939 A7.000	-> VET. 7156636				7.1170 T22
Eng. 937 A7.000	-> 01/09/08				7.1170 T25

S10 OIL PRESSURE WARNING LIGHT SWITCH	T10 REVERSING LIGHT SWITCH	T20 BRAKE LIGHT SWITCH
T22 SWITCH CLUTCH CONTROL (CRUISE CONTROL)	T23 SWITCH BRAKE ACTUATION (ENGINE TIMING)	T25 SWITCH CLUTCH CONTROL (ENGINE CONTROL)

FUNCTIONS ON THE VEHICLE

Vehicle	alim.	kW	Date	Engine	 S10	 T10	 T20 - T23	 T22 - T25
ENGINE								
1.9 JTDM 8V	Diesel	88	09/05-11/11	939 A1.000				
Engine	Information			S10	T10	T20 - T23	T22 - T25	
All engines	COL:black, switch press. 0.30-0.60 bar, thread M14X1.5, without cable			7.0096				
All engines	RHD					7.1161 T20		
All engines	COL:blue, LHD					7.1247 T20		
All engines	-> 01/09/08						7.1170 T25	
ENGINE								
1.9 JTS	Petrol	118	09/05-11/11	939 A6.000				
Engine	Information			S10	T10	T20 - T23	T22 - T25	
All engines						7.1161 T20		
All engines	-> 01/09/08						7.1170 T25	
ENGINE								
2.0 JTDM	Diesel	100	06/10-11/11	939 B4.000				
Engine	Information			S10	T10	T20 - T23	T22 - T25	
All engines	COL:black, switch press. 0.30-0.60 bar, thread M14X1.5, without cable			7.0096				
All engines	ext.thread M12 x 1 mm				7.6196			
All engines	ext.thread M12 x 1, 5 mm				7.6249			
All engines	RHD					7.1161 T20		
All engines	COL:blue, LHD					7.1247 T20		
ENGINE								
2.0 JTDM	Diesel	120	05/09-11/11	844 A2.000				
Engine	Information			S10	T10	T20 - T23	T22 - T25	
All engines	COL:black, switch press. 0.30-0.60 bar, thread M14X1.5, without cable			7.0096				
All engines	ext.thread M12 x 1 mm				7.6196			
All engines	ext.thread M12 x 1, 5 mm				7.6249			
All engines						7.1161 T20		
All engines	COL:blue					7.1247 T20		
ENGINE								
2.0 JTDM	Diesel	125	05/09-11/11	939 B3.000, 939 B5.000				
Engine	Information			S10	T10	T20 - T23	T22 - T25	
All engines	COL:black, switch press. 0.30-0.60 bar, thread M14X1.5, without cable			7.0096				
Eng. 939 B5.000	ext.thread M12 x 1 mm				7.6196			
Eng. 939 B5.000	ext.thread M12 x 1, 5 mm				7.6249			
All engines	RHD					7.1161 T20		
Eng. 939 B3.000	COL:blue, LHD					7.1247 T20		
ENGINE								
2.2 JTS	Petrol	136	09/05-11/11	939 A5.000				
Engine	Information			S10	T10	T20 - T23	T22 - T25	
All engines	RHD					7.1161 T20		
All engines	COL:blue, LHD					7.1247 T20		
All engines	-> 01/09/08						7.1170 T25	
ENGINE								
2.4 JTDM	Diesel	147	09/05-11/11	939 A3.000				
Engine	Information			S10	T10	T20 - T23	T22 - T25	
All engines	COL:black, switch press. 0.30-0.60 bar, thread M14X1.5, without cable			7.0096				
All engines	RHD					7.1161 T20		
All engines	COL:blue, LHD					7.1247 T20		
All engines	-> 01/09/08						7.1170 T22, T25	
ENGINE								
2.4 JTDM	Diesel	154	05/07-12/12	939 A9.000				
Engine	Information			S10	T10	T20 - T23	T22 - T25	
All engines	COL:black, switch press. 0.30-0.60 bar, thread M14X1.5, without cable			7.0096				
All engines	RHD					7.1161 T20		
All engines	COL:blue, LHD					7.1247 T20		
All engines	-> 01/09/08						7.1170 T25	

S10	OIL PRESSURE WARNING LIGHT SWITCH	T10	REVERSING LIGHT SWITCH	T20	BRAKE LIGHT SWITCH
T22	SWITCH CLUTCH CONTROL (CRUISE CONTROL)	T23	SWITCH BRAKE ACTUATION (ENGINE TIMING)	T25	SWITCH CLUTCH CONTROL (ENGINE CONTROL)

Vehicle	alim.	kW	Date	Engine	 S10	 T10	 T20 - T23	 T22 - T25
---------	-------	----	------	--------	---	---	--	---

ENGINE				
2.4 JTDM Q4	Diesel	154	05/07-11/11	939 A9.000

Engine	Information	S10	T10	T20 - T23	T22 - T25
All engines	COL:black, switch press. 0.30-0.60 bar, thread M14X1.5, without cable	7.0096			
All engines	RHD			7.1161 T20	
All engines	COL:blue, LHD			7.1247 T20	

ENGINE				
3.2 JTS	Petrol	191	01/08-11/11	939 A.000

Engine	Information	S10	T10	T20 - T23	T22 - T25
All engines	RHD			7.1161 T20	
All engines	COL:blue, LHD			7.1247 T20	
All engines	-> 01/09/08				7.1170 T25

ENGINE				
3.2 JTS Q4	Petrol	191	12/05-11/11	939 A.000

Engine	Information	S10	T10	T20 - T23	T22 - T25
All engines	RHD			7.1161 T20	
All engines	COL:blue, LHD			7.1247 T20	

159 MY2011

ENGINE				
1.9 8V JTD	Diesel	88	01/10->	--

Engine	Information	S10	T10	T20 - T23	T22 - T25
All engines		7.0096	7.6249		
All engines	RHD			7.1161 T20	
All engines	LHD			7.1247 T20	

ENGINE				
2.0 JTD	Diesel	125	01/10->	--

Engine	Information	S10	T10	T20 - T23	T22 - T25
All engines		7.0096			
All engines	no specific info conc. application available		7.6196, 7.6249		
All engines	RHD			7.1161 T20	
All engines	LHD			7.1247 T20	

ENGINE				
2.2 JTS	Petrol	136	01/10->	--

Engine	Information	S10	T10	T20 - T23	T22 - T25
All engines			7.6249		
All engines	RHD			7.1161 T20	
All engines	LHD			7.1247 T20	

ENGINE				
2.4 JTD	Diesel	147	01/10->	--

Engine	Information	S10	T10	T20 - T23	T22 - T25
All engines		7.0096	7.6249		
All engines	RHD			7.1161 T20	
All engines	LHD			7.1247 T20	

ENGINE				
2.4 JTD	Diesel	154	01/10->	--

Engine	Information	S10	T10	T20 - T23	T22 - T25
All engines		7.0096	7.6249		
All engines	RHD			7.1161 T20	
All engines	LHD			7.1247 T20	

ENGINE				
3.2 JTS	Petrol	191	01/10->	--




Engine	Information	S10	T10	T20 - T23	T22 - T25
All engines			7.6249		
All engines	RHD			7.1161 T20	
All engines	LHD			7.1247 T20	

164

ENGINE				
2.0 T.S.	Petrol	105	06/87-09/92	AR 06416





Engine	Information	S10	T10	T20 - T23	T22 - T25
All engines		7.0085			
All engines	-> 01/10/91		7.6066		

S10 OIL PRESSURE WARNING LIGHT SWITCH	T10 REVERSING LIGHT SWITCH	T20 BRAKE LIGHT SWITCH
T22 SWITCH CLUTCH CONTROL (CRUISE CONTROL)	T23 SWITCH BRAKE ACTUATION (ENGINE TIMING)	T25 SWITCH CLUTCH CONTROL (ENGINE CONTROL)

				FUNCTIONS ON THE VEHICLE				
Vehicle	alim.	kW	Date	Engine	 S10	 T10	 T20 - T23	 T22 - T25
ENGINE								
2.0 T.S.	Petrol	106	09/92-09/98	AR 64103				
Engine	Information			S10	T10	T20 - T23	T22 - T25	
All engines	01/10/93 ->, -air conditioning			7.0000				
All engines	-> 01/10/93, -air conditioning			7.0007				
All engines	+air conditioning			7.0085				
All engines	ext.thread M 16 x 1, 5 mm				7.6143			
ENGINE								
2.0 T.S.	Petrol	109	06/87-09/92	AR 06420				
Engine	Information			S10	T10	T20 - T23	T22 - T25	
All engines				7.0085				
All engines	-> 01/10/91				7.6066			
ENGINE								
2.0 Turbo	Petrol	128	10/87-09/98	AR 06476				
Engine	Information			S10	T10	T20 - T23	T22 - T25	
All engines					7.6066			
ENGINE								
2.0 Turbo	Petrol	129	02/88-10/92	AR 06476				
Engine	Information			S10	T10	T20 - T23	T22 - T25	
All engines					7.6066			
ENGINE								
2.0 Turbo	Petrol	148	07/90-10/92	AR 64102				
Engine	Information			S10	T10	T20 - T23	T22 - T25	
All engines				7.0085	7.6066			
ENGINE								
2.0 Twin Spark	Petrol	109	06/87-09/92	AR 06420				
Engine	Information			S10	T10	T20 - T23	T22 - T25	
All engines				7.0085				
All engines	-> 01/10/91				7.6066			
ENGINE								
2.0 V6 Turbo	Petrol	148	09/92-09/98	AR 64102				
Engine	Information			S10	T10	T20 - T23	T22 - T25	
All engines				7.0007				
All engines	ext.thread M 16 x 1, 5 mm				7.6143			
ENGINE								
2.0 V6 Turbo	Petrol	150	03/91-09/92	AR 64101				
Engine	Information			S10	T10	T20 - T23	T22 - T25	
All engines				7.0085	7.6066			
ENGINE								
2.5 TD	Diesel	84	06/87-09/92	VM 84 A				
Engine	Information			S10	T10	T20 - T23	T22 - T25	
All engines				7.0085				
All engines	-> 01/10/91				7.6066			
ENGINE								
2.5 TD	Diesel	92	09/92-09/98	VM 08 B, VM 32 B				
Engine	Information			S10	T10	T20 - T23	T22 - T25	
All engines				7.0007	7.6143			
ENGINE								
3.0	Petrol	138	11/87-09/91	AR 06410				
Engine	Information			S10	T10	T20 - T23	T22 - T25	
All engines				7.0085				
All engines	-> 01/10/91				7.6066			
ENGINE								
3.0	Petrol	168	04/93-02/95	AR 64304				
Engine	Information			S10	T10	T20 - T23	T22 - T25	
All engines				7.0000				
ENGINE								
3.0 24V	Petrol	154	03/95-10/97	AR 66302				
Engine	Information			S10	T10	T20 - T23	T22 - T25	
All engines				7.0000				
All engines	ext.thread M 16 x 1, 5 mm				7.6143			





S10 OIL PRESSURE WARNING LIGHT SWITCH	T10 REVERSING LIGHT SWITCH	T20 BRAKE LIGHT SWITCH
T22 SWITCH CLUTCH CONTROL (CRUISE CONTROL)	T23 SWITCH BRAKE ACTUATION (ENGINE TIMING)	T25 SWITCH CLUTCH CONTROL (ENGINE CONTROL)

FUNCTIONS ON THE VEHICLE

Vehicle	alim.	kW	Date	Engine	 S10	 T10	 T20 - T23	 T22 - T25
ENGINE								
3.0 24V	Petrol	155	09/92-09/98	AR 66301, AR 66302				
Engine	Information				S10	T10	T20 - T23	T22 - T25
All engines					7.0096			
All engines	ext.thread M 16 x 1, 5 mm					7.6143		
ENGINE								
3.0 24V Q4	Petrol	170	02/94-09/98	AR 64307, AR 64308				
Engine	Information				S10	T10	T20 - T23	T22 - T25
All engines					7.0000			
Eng. AR 64307							7.1065	T20
ENGINE								
3.0 24V Q4	Petrol	171	09/92-10/98	AR 66304				
Engine	Information				S10	T10	T20 - T23	T22 - T25
All engines					7.0000		7.1065	T20
ENGINE								
3.0 24V QV	Petrol	171	09/92-09/98	AR 64304				
Engine	Information				S10	T10	T20 - T23	T22 - T25
All engines					7.0000			
ENGINE								
3.0 24V QV [USA]	Petrol	170	04/93-02/95	AR 64308				
Engine	Information				S10	T10	T20 - T23	T22 - T25
All engines					7.0000			
ENGINE								
3.0 24V QV Trazione integrale	Petrol	171	11/92-10/97	AR 64307				
Engine	Information				S10	T10	T20 - T23	T22 - T25
All engines					7.0000		7.1065	T20
ENGINE								
3.0 i.e. QV	Petrol	147	09/90-09/92	AR 64301				
Engine	Information				S10	T10	T20 - T23	T22 - T25
All engines					7.0085			
ENGINE								
3.0 Lusso [USA] [CAN]	Petrol	135	10/91-03/93	AR 06412				
Engine	Information				S10	T10	T20 - T23	T22 - T25
All engines					7.0085			
All engines	-> 01/10/91					7.6066		
ENGINE								
3.0 Sport [CAN] [USA]	Petrol	147	11/90-03/92	AR 64301				
Engine	Information				S10	T10	T20 - T23	T22 - T25
All engines					7.0085			
ENGINE								
3.0 V6	Petrol	132	09/92-09/98	AR 64305, AR 64399, AR 66303				
Engine	Information				S10	T10	T20 - T23	T22 - T25
All engines					7.0096			
All engines	ext.thread M 16 x 1, 5 mm					7.6143		
ENGINE								
3.0 V6	Petrol	135	06/87-09/92	AR 06412				
Engine	Information				S10	T10	T20 - T23	T22 - T25
All engines					7.0085			
All engines	-> 01/10/91					7.6066		
ENGINE								
3.0 V6	Petrol	141	06/87-09/92	AR 06410				
Engine	Information				S10	T10	T20 - T23	T22 - T25
All engines					7.0085			
All engines	-> 01/10/91					7.6066		
ENGINE								
3.0i 24V Super [BRA]	Petrol	155	09/92-10/98	64306				
Engine	Information				S10	T10	T20 - T23	T22 - T25
All engines					7.0096			
All engines	ext.thread M 16 x 1, 5 mm					7.6143		

S10 OIL PRESSURE WARNING LIGHT SWITCH	T10 REVERSING LIGHT SWITCH	T20 BRAKE LIGHT SWITCH
T22 SWITCH CLUTCH CONTROL (CRUISE CONTROL)	T23 SWITCH BRAKE ACTUATION (ENGINE TIMING)	T25 SWITCH CLUTCH CONTROL (ENGINE CONTROL)

FUNCTIONS ON THE VEHICLE





Vehicle	alim.	kW	Date	Engine	 S10	 T10	 T20 - T23	 T22 - T25	
ENGINE									
3.0i 24V Super Q4	Petrol	171	03/95-12/98	AR 66304					
Engine	Information			S10	T10	T20 - T23	T22 - T25		
All engines				7.0096		7.1065 T20			
166									
ENGINE									
2.0T.Spark	Petrol	110	10/00-06/07	AR 36301					
Engine	Information			S10	T10	T20 - T23	T22 - T25		
All engines	COL:black, switch press. 0.30-0.60 bar, thread M14X1.5, without cable			7.0096					
All engines					7.6196	7.1161 T20	7.1159 T22		
ENGINE									
2.0T.Spark	Petrol	114	09/98-10/00	AR 34103					
Engine	Information			S10	T10	T20 - T23	T22 - T25		
All engines	COL:black, switch press. 0.30-0.60 bar, thread M14X1.5, without cable			7.0096					
All engines					7.6196	7.1068 T20			
ENGINE									
2.0V6	Petrol	151	09/98-10/00	AR 34102					
Engine	Information			S10	T10	T20 - T23	T22 - T25		
All engines				7.0007	7.6196	7.1069 T20	7.1146 T22		
ENGINE									
2.4 JTD	Diesel	100	09/98-10/00	AR 34202					
Engine	Information			S10	T10	T20 - T23	T22 - T25		
All engines	COL:black, switch press. 0.30-0.60 bar, thread M14X1.5, without cable			7.0096					
All engines					7.6196	7.1068 T20	7.1108 T22		
All engines	+cruise control					7.1069 T20			
ENGINE									
2.4 JTD	Diesel	103	10/00-06/07	839 A6.000					
Engine	Information			S10	T10	T20 - T23	T22 - T25		
All engines	COL:black, switch press. 0.30-0.60 bar, thread M14X1.5, without cable			7.0096					
All engines					7.6196	7.1161 T20	7.1108 T22		
ENGINE									
2.4 JTD	Diesel	110	04/02-06/07	841 C000					
Engine	Information			S10	T10	T20 - T23	T22 - T25		
All engines	COL:black, switch press. 0.30-0.60 bar, thread M14X1.5, without cable			7.0096					
All engines					7.6196	7.1161 T20	7.1108 T22		
ENGINE									
2.4 JTD	Diesel	120	10/03-06/07	841 M.000, 841 N.000					
Engine	Information			S10	T10	T20 - T23	T22 - T25		
All engines	COL:black, switch press. 0.30-0.60 bar, thread M14X1.5, without cable			7.0096					
Eng. 841 M.000					7.6073				
All engines						7.1161 T20	7.1108 T22		
ENGINE									
2.4 JTD	Diesel	129	10/03-06/07	841 G.000, 841 H.000					
Engine	Information			S10	T10	T20 - T23	T22 - T25		
All engines	COL:black, switch press. 0.30-0.60 bar, thread M14X1.5, without cable			7.0096					
All engines					7.6196	7.1161 T20	7.1108 T22		
ENGINE									
2.4 JTD	Diesel	132	07/06-06/07	841 M.000, 936 B.000					
Engine	Information			S10	T10	T20 - T23	T22 - T25		
All engines	COL:black, switch press. 0.30-0.60 bar, thread M14X1.5, without cable			7.0096					
Eng. 841 M.000					7.6073	7.1161 T20	7.1108 T22		
Eng. 936 B.000					7.6196				
ENGINE									
2.4 JTD	Diesel	136	07/05-06/07	841 M.000, 936 B.000					
Engine	Information			S10	T10	T20 - T23	T22 - T25		
All engines	COL:black, switch press. 0.30-0.60 bar, thread M14X1.5, without cable			7.0096					
Eng. 841 M.000					7.6073				
Eng. 936 B.000					7.6196				

S10	OIL PRESSURE WARNING LIGHT SWITCH	T10	REVERSING LIGHT SWITCH	T20	BRAKE LIGHT SWITCH
T22	SWITCH CLUTCH CONTROL (CRUISE CONTROL)	T23	SWITCH BRAKE ACTUATION (ENGINE TIMING)	T25	SWITCH CLUTCH CONTROL (ENGINE CONTROL)

The present application list is a brief version. For the detailed information about the possibility of installation on a specific vehicle, please refer to our web-catalogue <http://catalogo.facet.eu/>





Vehicle	alim.	kW	Date	Engine	 S10	 T10	 T20 - T23	 T22 - T25
ENGINE								
2.4 JTD	Diesel	136	07/05-06/07	841 M.000, 936 B.000				
Engine	Information				S10	T10	T20 - T23	T22 - T25
All engines							7.1161 T20	7.1108 T22
ENGINE								
2.5 V6 24V	Petrol	138	10/00-06/07	AR 36201				
Engine	Information				S10	T10	T20 - T23	T22 - T25
All engines	switch press. 0.3 bar, thread M14X1.5				7.0096			
All engines						7.6196	7.1161 T20	
All engines	-> 01/10/04							7.1146 T22
ENGINE								
2.5 V6 24V	Petrol	140	09/98-12/06	AR 34201				
Engine	Information				S10	T10	T20 - T23	T22 - T25
All engines	switch press. 0.3 bar, thread M14X1.5				7.0096			
All engines						7.6196	7.1068 T20	7.1146 T22
All engines	+cruise control						7.1069 T20	
ENGINE								
3.0 V6 24V	Petrol	162	10/00-06/07	AR 36101				
Engine	Information				S10	T10	T20 - T23	T22 - T25
All engines	switch press. 0.3 bar, thread M14X1.5				7.0096			
All engines						7.6196	7.1146 T20	
All engines	-> 01/10/04							7.1146 T22
ENGINE								
3.0 V6 24V	Petrol	166	09/98-06/07	AR 34301				
Engine	Information				S10	T10	T20 - T23	T22 - T25
All engines	switch press. 0.3 bar, thread M14X1.5				7.0096			
All engines						7.6196	7.1146 T20	7.1146 T22
ENGINE								
3.2 V6 24V	Petrol	176	10/03-06/07	936 A.000				
Engine	Information				S10	T10	T20 - T23	T22 - T25
All engines	switch press. 0.3 bar, thread M14X1.5				7.0096			
All engines						7.6196	7.1161 T20	
All engines	-> 01/10/04							7.1146 T22
33 I								
ENGINE								
1.2	Petrol	50	06/83-12/89	AR 30585				
Engine	Information				S10	T10	T20 - T23	T22 - T25
All engines					7.0005	7.6001	7.1049 T20	
ENGINE								
1.3	Petrol	55	06/83-12/89	AR 30586				
Engine	Information				S10	T10	T20 - T23	T22 - T25
All engines					7.0005	7.6001	7.1049 T20	
ENGINE								
1.3	Petrol	63	10/84-12/89	AR 30168, AR 30587				
Engine	Information				S10	T10	T20 - T23	T22 - T25
All engines					7.0005	7.6001	7.1049 T20	
ENGINE								
1.3 i.e.	Petrol	66	05/83-12/89	AR 30168				
Engine	Information				S10	T10	T20 - T23	T22 - T25
All engines					7.0005	7.6001	7.1049 T20	
ENGINE								
1.4	Petrol	66	01/84-12/88	AR 30587				
Engine	Information				S10	T10	T20 - T23	T22 - T25
All engines					7.0005	7.6001	7.1049 T20	
ENGINE								
1.5	Petrol	75	07/86-12/89	AR 30588				
Engine	Information				S10	T10	T20 - T23	T22 - T25
All engines					7.0005	7.6001	7.1049 T20	

S10 OIL PRESSURE WARNING LIGHT SWITCH	T10 REVERSING LIGHT SWITCH	T20 BRAKE LIGHT SWITCH
T22 SWITCH CLUTCH CONTROL (CRUISE CONTROL)	T23 SWITCH BRAKE ACTUATION (ENGINE TIMING)	T25 SWITCH CLUTCH CONTROL (ENGINE CONTROL)

				FUNCTIONS ON THE VEHICLE				
Vehicle	alim.	kW	Date	Engine	 S10	 T10	 T20 - T23	 T22 - T25
ENGINE								
1.5	Petrol	77	12/86-12/89	AR 30588				
ENGINE								
Engine Information					S10	T10	T20 - T23	T22 - T25
All engines					7.0005	7.6001	7.1049 T20	
ENGINE								
1.5 4x4	Petrol	75	07/86-12/89	AR 30588				
ENGINE								
Engine Information					S10	T10	T20 - T23	T22 - T25
All engines					7.0005	7.6001	7.1049 T20	
ENGINE								
1.5 4x4	Petrol	77	09/86-12/89	AR 30508, AR 30588				
ENGINE								
Engine Information					S10	T10	T20 - T23	T22 - T25
All engines					7.0005	7.6001	7.1049 T20	
ENGINE								
1.5 QV	Petrol	77	06/84-12/89	AR 30146, AR 30508, AR 30588				
ENGINE								
Engine Information					S10	T10	T20 - T23	T22 - T25
All engines					7.0005	7.6001	7.1049 T20	
ENGINE								
1.7	Petrol	87	01/86-12/89	AR 30550				
ENGINE								
Engine Information					S10	T10	T20 - T23	T22 - T25
All engines					7.0005	7.6001	7.1049 T20	
ENGINE								
1.7	Petrol	95	01/86-12/89	AR 30550				
ENGINE								
Engine Information					S10	T10	T20 - T23	T22 - T25
All engines					7.0005	7.6001	7.1049 T20	
ENGINE								
1.7 i.e.	Petrol	77	09/88-12/89	AR 30558				
ENGINE								
Engine Information					S10	T10	T20 - T23	T22 - T25
All engines					7.0005	7.6001	7.1049 T20	
ENGINE								
1.7 i.e. 4x4	Petrol	77	09/88-12/89	AR 30558				
ENGINE								
Engine Information					S10	T10	T20 - T23	T22 - T25
All engines					7.0005	7.6001	7.1049 T20	
ENGINE								
1.7 QV	Petrol	84	03/88-12/89	AR 30550				
ENGINE								
Engine Information					S10	T10	T20 - T23	T22 - T25
All engines					7.0005	7.6001	7.1049 T20	
ENGINE								
1.8 TD	Diesel	54	01/86-06/90	VM 82 A				
ENGINE								
Engine Information					S10	T10	T20 - T23	T22 - T25
All engines					7.0007	7.6001	7.1049 T20	
ENGINE								
33 II								
ENGINE								
1.2	Petrol	57	01/90-08/91	AR 30743				
ENGINE								
Engine Information					S10	T10	T20 - T23	T22 - T25
All engines					7.0005	7.6001	7.1001 T20	
ENGINE								
1.3	Petrol	66	09/91-10/94	AR 30732				
ENGINE								
Engine Information					S10	T10	T20 - T23	T22 - T25
All engines					7.0005	7.6001	7.1001 T20	
ENGINE								
1.4 4x4	Petrol	66	07/90-12/92	AR 30755				
ENGINE								
Engine Information					S10	T10	T20 - T23	T22 - T25
All engines					-> 01/04/94			
All engines					01/04/94 ->			
All engines						7.6001	7.1001 T20	
ENGINE								
1.4 i.e.	Petrol	65	06/91-09/94	AR 30753, AR 30755				
ENGINE								
Engine Information					S10	T10	T20 - T23	T22 - T25
All engines					-> 01/04/94			
All engines					01/04/94 ->			
All engines					7.0005			
All engines					7.0096			

S10 OIL PRESSURE WARNING LIGHT SWITCH	T10 REVERSING LIGHT SWITCH	T20 BRAKE LIGHT SWITCH
T22 SWITCH CLUTCH CONTROL (CRUISE CONTROL)	T23 SWITCH BRAKE ACTUATION (ENGINE TIMING)	T25 SWITCH CLUTCH CONTROL (ENGINE CONTROL)

FUNCTIONS ON THE VEHICLE





Vehicle	alim.	kW	Date	Engine	 S10	 T10	 T20 - T23	 T22 - T25
ENGINE								
1.4 i.e.	Petrol	65	06/91-09/94	AR 30753, AR 30755				
Engine	Information				S10	T10	T20 - T23	T22 - T25
All engines					7.6001	7.1001	T20	
ENGINE								
1.4 i.e.	Petrol	66	06/91-09/94	AR 30753, AR 30755				
Engine	Information				S10	T10	T20 - T23	T22 - T25
All engines	-> 01/04/94				7.0005			
All engines	01/04/94 ->				7.0096			
All engines					7.6001	7.1001	T20	
ENGINE								
1.4 i.e. 4x4	Petrol	66	07/90-09/94	AR 30755				
Engine	Information				S10	T10	T20 - T23	T22 - T25
All engines	-> 01/04/94				7.0005			
All engines	01/04/94 ->				7.0096			
All engines					7.6001	7.1001	T20	
ENGINE								
1.5	Petrol	77	01/90-04/93	AR 30734				
Engine	Information				S10	T10	T20 - T23	T22 - T25
All engines					7.0005	7.6001	7.1001	T20
ENGINE								
1.5 i.e	Petrol	71	01/90-09/94	AR 30751				
Engine	Information				S10	T10	T20 - T23	T22 - T25
All engines	-> 01/04/94				7.0005			
All engines	01/04/94 ->				7.0096			
All engines					7.6001	7.1001	T20	
ENGINE								
1.5 i.e.	Petrol	70	09/91-12/95	AR 30738				
Engine	Information				S10	T10	T20 - T23	T22 - T25
All engines	-> 01/04/94				7.0005			
All engines	01/04/94 ->				7.0096			
All engines					7.6001	7.1067	T20	
ENGINE								
1.5 i.e.	Petrol	74	07/90-08/91	AR 30750				
Engine	Information				S10	T10	T20 - T23	T22 - T25
All engines	-> 01/04/94				7.0005			
All engines	01/04/94 ->				7.0096			
All engines					7.6001	7.1001	T20	
ENGINE								
1.7 16V	Petrol	101	01/90-09/94	AR 30746				
Engine	Information				S10	T10	T20 - T23	T22 - T25
All engines	-> 01/04/94				7.0005			
All engines	01/04/94 ->				7.0096			
All engines					7.6001			
All engines	pole nr. 3						7.1067	T20
ENGINE								
1.7 16V	Petrol	95	01/90-09/94	AR 30747				
Engine	Information				S10	T10	T20 - T23	T22 - T25
All engines	-> 01/04/94				7.0005			
All engines	01/04/94 ->				7.0096			
All engines					7.6001			
All engines	pole nr. 2						7.1001	T20
All engines	pole nr. 3						7.1067	T20
ENGINE								
1.7 16V	Petrol	97	01/90-09/94	AR 30747				
Engine	Information				S10	T10	T20 - T23	T22 - T25
All engines	-> 01/04/94				7.0005			
All engines	01/04/94 ->				7.0096			
All engines					7.6001			
All engines	pole nr. 2						7.1001	T20
All engines	pole nr. 3						7.1067	T20

S10	OIL PRESSURE WARNING LIGHT SWITCH	T10	REVERSING LIGHT SWITCH	T20	BRAKE LIGHT SWITCH
T22	SWITCH CLUTCH CONTROL (CRUISE CONTROL)	T23	SWITCH BRAKE ACTUATION (ENGINE TIMING)	T25	SWITCH CLUTCH CONTROL (ENGINE CONTROL)

				FUNCTIONS ON THE VEHICLE				
Vehicle	alim.	kW	Date	Engine	 S10	 T10	 T20 - T23	 T22 - T25
ENGINE								
1.7 16V 4x4	Petrol	101	01/90-09/94	AR 30746				
Engine	Information			S10	T10	T20 - T23	T22 - T25	
All engines	-> 01/04/94			7.0005				
All engines	01/04/94 ->			7.0096				
All engines					7.6001	7.1001	T20	
ENGINE								
1.7 16V 4x4	Petrol	95	01/90-09/94	AR 30747				
Engine	Information			S10	T10	T20 - T23	T22 - T25	
All engines	-> 01/04/94			7.0005				
All engines	01/04/94 ->			7.0096				
All engines					7.6001	7.1001	T20	
ENGINE								
1.7 16V 4x4	Petrol	97	01/90-09/94	AR 30747				
Engine	Information			S10	T10	T20 - T23	T22 - T25	
All engines	-> 01/04/94			7.0005				
All engines	01/04/94 ->			7.0096				
All engines					7.6001	7.1001	T20	
ENGINE								
1.7 i.e.	Petrol	77	09/91-12/95	AR 30737, AR 30740				
Engine	Information			S10	T10	T20 - T23	T22 - T25	
All engines	-> 01/04/94			7.0005				
All engines	01/04/94 ->			7.0096				
All engines					7.6001			
Eng. AR 30740	pole nr. 2					7.1001	T20	
Eng. AR 30737	pole nr. 3					7.1067	T20	
ENGINE								
1.7 i.e.	Petrol	79	01/90-09/94	AR 30736, AR 30737				
Engine	Information			S10	T10	T20 - T23	T22 - T25	
All engines	-> 01/04/94			7.0005				
All engines	01/04/94 ->			7.0096				
All engines					7.6001			
All engines	pole nr. 2					7.1001	T20	
All engines	pole nr. 3					7.1067	T20	
ENGINE								
1.7 i.e. 4x4	Petrol	79	01/90-09/94	AR 30736, AR 30737				
Engine	Information			S10	T10	T20 - T23	T22 - T25	
All engines	-> 01/04/94			7.0005				
All engines	01/04/94 ->			7.0096				
All engines					7.6001			
All engines						7.1067	T20	
ENGINE								
1.8 TD	Diesel	62	07/90-09/94	VM 96 A				
Engine	Information			S10	T10	T20 - T23	T22 - T25	
All engines				7.0007	7.6001	7.1001	T20	
4C								
ENGINE								
1.8	Petrol	177	03/13->	960 A1.000				
Engine	Information			S10	T10	T20 - T23	T22 - T25	
All engines	COL:black, switch press. 0.30-0.60 bar, thread M14X1.5, without cable			7.0096				
All engines	COL:blue					7.1247	T20	
6								
ENGINE								
2.0	Petrol	99	07/81-12/86	AR 01932				
Engine	Information			S10	T10	T20 - T23	T22 - T25	
All engines					7.6001	7.1000	T20	
75								
ENGINE								
1.6	Petrol	81	05/85-09/89	AR 06100				
Engine	Information			S10	T10	T20 - T23	T22 - T25	
All engines				7.0007	7.6001	7.1067	T20	

S10	OIL PRESSURE WARNING LIGHT SWITCH	T10	REVERSING LIGHT SWITCH	T20	BRAKE LIGHT SWITCH
T22	SWITCH CLUTCH CONTROL (CRUISE CONTROL)	T23	SWITCH BRAKE ACTUATION (ENGINE TIMING)	T25	SWITCH CLUTCH CONTROL (ENGINE CONTROL)





FUNCTIONS ON THE VEHICLE

Vehicle	alim.	kW	Date	Engine	 S10	 T10	 T20 - T23	 T22 - T25
ENGINE								
1.6 Cat	Petrol	81	05/89-02/92	AR 61101				
Engine	Information				S10	T10	T20 - T23	T22 - T25
All engines					7.0007	7.6001	7.1067 T20	
ENGINE								
1.8	Petrol	85	09/85-06/89	AR 06202				
Engine	Information				S10	T10	T20 - T23	T22 - T25
All engines					7.0007	7.6001	7.1067 T20	
ENGINE								
1.8	Petrol	88	09/88-02/92	AR 06168, AR 61102				
Engine	Information				S10	T10	T20 - T23	T22 - T25
All engines					7.0007	7.6001	7.1067 T20	
ENGINE								
1.8	Petrol	90	08/89-02/92	AR 61201				
Engine	Information				S10	T10	T20 - T23	T22 - T25
All engines					7.0007	7.6001	7.1067 T20	
ENGINE								
1.8 i.e.	Petrol	88	08/89-02/92	61202				
Engine	Information				S10	T10	T20 - T23	T22 - T25
All engines					7.0007	7.6001	7.1067 T20	
ENGINE								
1.8 i.e. Turbo America	Petrol	118	02/86-01/90	61203				
Engine	Information				S10	T10	T20 - T23	T22 - T25
All engines					7.0007	7.6001	7.1067 T20	
ENGINE								
1.8 Turbo	Petrol	110	09/86-02/92	AR 06134				
Engine	Information				S10	T10	T20 - T23	T22 - T25
All engines					7.0007	7.6001	7.1067 T20	
ENGINE								
2.0 T.S Cat	Petrol	109	05/85-02/92	AR 06224				
Engine	Information				S10	T10	T20 - T23	T22 - T25
All engines					7.0007	7.6001	7.1067 T20	
ENGINE								
2.0 T.S.	Petrol	107	01/87-02/92	AR 06166, AR 06224				
Engine	Information				S10	T10	T20 - T23	T22 - T25
All engines					7.0007	7.6001	7.1067 T20	
ENGINE								
2.0 T.S.	Petrol	109	01/87-12/88	AR 06224				
Engine	Information				S10	T10	T20 - T23	T22 - T25
All engines					7.0007	7.6001	7.1067 T20	
ENGINE								
2.0 TD	Diesel	70	05/85-09/92	VM 80 A				
Engine	Information				S10	T10	T20 - T23	T22 - T25
All engines					7.0007	7.6001	7.1067 T20	
ENGINE								
2.4 TD	Diesel	82	01/89-02/92	VM 81 A				
Engine	Information				S10	T10	T20 - T23	T22 - T25
All engines					7.0007	7.6001	7.1067 T20	
ENGINE								
2.5 V6	Petrol	110	05/85-08/86	AR 01646, AR 01648, AR 01911				
Engine	Information				S10	T10	T20 - T23	T22 - T25
All engines					7.0007		7.1067 T20	
All engines	+automatic transmission					7.6153		
ENGINE								
3.0 V6	Petrol	136	01/87-12/90	AR 06120				
Engine	Information				S10	T10	T20 - T23	T22 - T25
All engines					7.0007	7.6001	7.1067 T20	





S10	OIL PRESSURE WARNING LIGHT SWITCH	T10	REVERSING LIGHT SWITCH	T20	BRAKE LIGHT SWITCH
T22	SWITCH CLUTCH CONTROL (CRUISE CONTROL)	T23	SWITCH BRAKE ACTUATION (ENGINE TIMING)	T25	SWITCH CLUTCH CONTROL (ENGINE CONTROL)

				FUNCTIONS ON THE VEHICLE				
Vehicle	alim.	kW	Date	Engine	 S10	 T10	 T20 - T23	 T22 - T25
				ENGINE				
3.0 V6	Petrol	141	02/90-02/92	AR 61503				
				ENGINE				
Engine		Information		S10	T10	T20 - T23	T22 - T25	
All engines				7.0007	7.6001	7.1067	T20	
3.0 V6 Cat	Petrol	136	01/87-02/92	AR 06124				
				ENGINE				
Engine		Information		S10	T10	T20 - T23	T22 - T25	
All engines				7.0007	7.6001	7.1067	T20	
				ENGINE				
90								
1.8	Petrol	85	10/84-07/87	AR 06202				
				ENGINE				
Engine		Information		S10	T10	T20 - T23	T22 - T25	
All engines				7.0007	7.6001	7.1049	T20	
1.8	Petrol	89	10/84-07/87	AR 06202				
				ENGINE				
Engine		Information		S10	T10	T20 - T23	T22 - T25	
All engines				7.0007	7.6001	7.1049	T20	
2.0 i.e.	Petrol	97	10/84-07/87	AR 06210				
				ENGINE				
Engine		Information		S10	T10	T20 - T23	T22 - T25	
All engines				7.0007	7.6001	7.1049	T20	
2.4 TD	Diesel	81	10/84-07/87	VM 81 A				
				ENGINE				
Engine		Information		S10	T10	T20 - T23	T22 - T25	
All engines				7.0007	7.6001	7.1049	T20	
2.5 i.e. V6	Petrol	110	10/84-07/87	AR 01646				
				ENGINE				
Engine		Information		S10	T10	T20 - T23	T22 - T25	
All engines					7.6001	7.1049	T20	
				ENGINE				
ALFASUD								
1.2	Petrol	46	06/72-09/84	AR 30102				
				ENGINE				
Engine		Information		S10	T10	T20 - T23	T22 - T25	
All engines				7.0005	7.6001	7.1001	T20	
				ENGINE				
ALFETTA								
1.6	Petrol	79	01/75-12/84	AR 01600				
				ENGINE				
Engine		Information		S10	T10	T20 - T23	T22 - T25	
All engines					7.6001	7.1000	T20	
1.8	Petrol	85	07/74-12/77	AR 01608 X				
				ENGINE				
Engine		Information		S10	T10	T20 - T23	T22 - T25	
All engines					7.6001	7.1000	T20	
1.8	Petrol	89	10/79-12/84	AR 01608				
				ENGINE				
Engine		Information		S10	T10	T20 - T23	T22 - T25	
All engines					7.6001	7.1000	T20	
2.0 TD	Diesel	60	10/79-03/83	VM4HT/2				
				ENGINE				
Engine		Information		S10	T10	T20 - T23	T22 - T25	
All engines				7.0007	7.6001	7.1000	T20	
				ENGINE				
BRERA								
2.0 JTDM	Diesel	120	03/08-06/10	844 A2.000				
				ENGINE				
Engine		Information		S10	T10	T20 - T23	T22 - T25	
All engines		switch press. 0.3 bar, thread M14X1.5		7.0096				
2.0 JTDM	Diesel	125	05/09-06/10	939 B3.000				
				ENGINE				
Engine		Information		S10	T10	T20 - T23	T22 - T25	
All engines		switch press. 0.3 bar, thread M14X1.5		7.0096				

S10	OIL PRESSURE WARNING LIGHT SWITCH	T10	REVERSING LIGHT SWITCH	T20	BRAKE LIGHT SWITCH
T22	SWITCH CLUTCH CONTROL (CRUISE CONTROL)	T23	SWITCH BRAKE ACTUATION (ENGINE TIMING)	T25	SWITCH CLUTCH CONTROL (ENGINE CONTROL)

Vehicle	alim.	kW	Date	Engine	 S10	 T10	 T20 - T23	 T22 - T25
ENGINE								
2.2 JTS	Petrol	136	01/06-05/11	939 A5.000				
Engine	Information				S10	T10	T20 - T23	T22 - T25
All engines						7.6249	7.1161 T20	
All engines	version V1, V2							7.1170 T22
ENGINE								
2.4 JTDM 20V	Diesel	147	01/06-06/10	939 A3.000				
Engine	Information				S10	T10	T20 - T23	T22 - T25
All engines	COL:black, switch press. 0.30-0.60 bar, thread M14X1.5, without cable			7.0096				
All engines					7.6249	7.1161 T20	7.1170 T22	
ENGINE								
2.4 JTDM 20V	Diesel	154	05/07-06/10	939 A9.000				
Engine	Information				S10	T10	T20 - T23	T22 - T25
All engines	COL:black, switch press. 0.30-0.60 bar, thread M14X1.5, without cable			7.0096				
All engines					7.6249	7.1161 T20	7.1170 T22	
All engines	version V1, V2							7.1170 T22
ENGINE								
3.2 JTS	Petrol	191	03/08-06/10	939 A.000				
Engine	Information				S10	T10	T20 - T23	T22 - T25
All engines						7.6249	7.1161 T20	
ENGINE								
3.2 JTS Q4	Petrol	191	01/06-05/11	939 A.000				
Engine	Information				S10	T10	T20 - T23	T22 - T25
All engines						7.6249	7.1161 T20	
GIULIETTA I								
ENGINE								
1.3	Petrol	66	10/77-06/83	AR 01644				
Engine	Information				S10	T10	T20 - T23	T22 - T25
All engines						7.6001	7.1000 T20	
ENGINE								
1.6	Petrol	79	10/77-04/85	AR 01600				
Engine	Information				S10	T10	T20 - T23	T22 - T25
All engines						7.6001	7.1000 T20	
ENGINE								
1.8	Petrol	90	04/79-04/85	AR 01678				
Engine	Information				S10	T10	T20 - T23	T22 - T25
All engines				7.0007	7.6001	7.1049 T20		
ENGINE								
2.0	Petrol	96	06/80-04/85	AR 01655				
Engine	Information				S10	T10	T20 - T23	T22 - T25
All engines				7.0007	7.6001	7.1049 T20		
ENGINE								
2.0 TD	Diesel	61	01/83-12/85	VM 4 HT				
Engine	Information				S10	T10	T20 - T23	T22 - T25
All engines				7.0007	7.6001	7.1049 T20		
GIULIETTA II								
ENGINE								
1.4	Petrol	125	04/11->	940 A2.000				
Engine	Information				S10	T10	T20 - T23	T22 - T25
All engines						7.6196	7.1247 T20	
ENGINE								
1.4	Petrol	88	04/11-02/16	198 A4.000				
Engine	Information				S10	T10	T20 - T23	T22 - T25
All engines						7.6196	7.1247 T20	
ENGINE								
1.4 BiFuel	Petrol/ Petroleum Gas (LPG)	88	12/11->	198 A4.000				
Engine	Information				S10	T10	T20 - T23	T22 - T25
All engines	COL:black, switch press. 0.30-0.60 bar, thread M14X1.5, without cable			7.0096				

S10	OIL PRESSURE WARNING LIGHT SWITCH	T10	REVERSING LIGHT SWITCH	T20	BRAKE LIGHT SWITCH
T22	SWITCH CLUTCH CONTROL (CRUISE CONTROL)	T23	SWITCH BRAKE ACTUATION (ENGINE TIMING)	T25	SWITCH CLUTCH CONTROL (ENGINE CONTROL)

				FUNCTIONS ON THE VEHICLE				
Vehicle	alim.	kW	Date	Engine	 S10	 T10	 T20 - T23	 T22 - T25
ENGINE								
1.4 BiFuel	Petrol/ Petro- leum Gas (LPG)	88	12/11->	198 A4.000				
Engine	Information			S10	T10	T20 - T23	T22 - T25	
All engines					7.6196	7.1247	T20	
ENGINE								
1.4 TB	Petrol	110	09/14->	940 A2.000, 940 C2.000				
Engine	Information			S10	T10	T20 - T23	T22 - T25	
All engines	COL:black, switch press. 0.30-0.60 bar, thread M14X1.5, without cable			7.0096				
All engines					7.6196	7.1247	T20	
ENGINE								
1.4 TB	Petrol	120	04/10->	955 A8.000				
Engine	Information			S10	T10	T20 - T23	T22 - T25	
All engines				7.0096	7.6196	7.1247	T20	
ENGINE								
1.4 TB	Petrol	125	04/10->	940 A2.000				
Engine	Information			S10	T10	T20 - T23	T22 - T25	
All engines				7.0096	7.6196	7.1247	T20	
ENGINE								
1.4 TB	Petrol	77	04/11->	940 B1.000, 940 B8.000				
Engine	Information			S10	T10	T20 - T23	T22 - T25	
All engines				7.0096	7.6196	7.1247	T20	
ENGINE								
1.4 TB	Petrol	85	04/10->	940 A6.000				
Engine	Information			S10	T10	T20 - T23	T22 - T25	
All engines				7.0096	7.6196	7.1247	T20	
ENGINE								
1.4 TB	Petrol	88	04/10->	198 A4.000, 940 B7.000				
Engine	Information			S10	T10	T20 - T23	T22 - T25	
All engines				7.0096	7.6196	7.1247	T20	
ENGINE								
1.6 JTDM	Diesel	77	04/10->	940 A3.000				
Engine	Information			S10	T10	T20 - T23	T22 - T25	
All engines	COL:black, switch press. 0.30-0.60 bar, thread M14X1.5, without cable			7.0096				
All engines					7.6196	7.1247	T20	
ENGINE								
1.6 JTDM	Diesel	85	09/15->	940 C5.000				
Engine	Information			S10	T10	T20 - T23	T22 - T25	
All engines	switch press. 0.2 bar, thread M10X1.0, UFI			7.0163				
All engines					7.6196	7.1247	T20	
ENGINE								
1.6 JTDM	Diesel	88	02/15->	940 C1.000, 940 C5.000				
Engine	Information			S10	T10	T20 - T23	T22 - T25	
Eng. 940 C5.000	COL:black			7.0096				
All engines	COL:blue, switch press. 0.2 bar, thread M10X1.0, UFI			7.0163				
All engines					7.6196	7.1247	T20	
ENGINE								
1.8	Petrol	173	04/11-02/16	940 A1.000				
Engine	Information			S10	T10	T20 - T23	T22 - T25	
All engines	COL:black, switch press. 0.30-0.60 bar, thread M14X1.5, without cable			7.0096				
All engines					7.6196	7.1247	T20	
ENGINE								
1.8 TBi	Petrol	169	04/10-09/13	940 A1.000				
Engine	Information			S10	T10	T20 - T23	T22 - T25	
All engines	COL:black, switch press. 0.30-0.60 bar, thread M14X1.5, without cable			7.0096				
All engines					7.6196	7.1247	T20	

S10 OIL PRESSURE WARNING LIGHT SWITCH	T10 REVERSING LIGHT SWITCH	T20 BRAKE LIGHT SWITCH
T22 SWITCH CLUTCH CONTROL (CRUISE CONTROL)	T23 SWITCH BRAKE ACTUATION (ENGINE TIMING)	T25 SWITCH CLUTCH CONTROL (ENGINE CONTROL)

Vehicle	alim.	kW	Date	Engine	 S10	 T10	 T20 - T23	 T22 - T25
---------	-------	----	------	--------	---	---	--	---

ENGINE				
1.8 Tbi	Petrol	173	04/10->	940 A1.000

Engine	Information	S10	T10	T20 - T23	T22 - T25
All engines	COL:black, switch press. 0.30-0.60 bar, thread M14X1.5, without cable	7.0096			
All engines			7.6196	7.1247	T20

ENGINE				
1.8 Tbi	Petrol	177	09/13->	940 B2.000, 960 A1.000

Engine	Information	S10	T10	T20 - T23	T22 - T25
All engines	COL:black, switch press. 0.30-0.60 bar, thread M14X1.5, without cable	7.0096			
All engines			7.6196	7.1247	T20

ENGINE				
2.0 JTDM	Diesel	100	04/10->	940 A8.000, 940 B6.000, 940 C4.000

Engine	Information	S10	T10	T20 - T23	T22 - T25
All engines	COL:black, switch press. 0.30-0.60 bar, thread M14X1.5, without cable	7.0096			
Eng. 940 B6.000, 940 C4.000	COL:blue	7.0163			
All engines			7.6196	7.1247	T20

ENGINE				
2.0 JTDM	Diesel	103	04/10->	940 A5.000, 940 C3.000

Engine	Information	S10	T10	T20 - T23	T22 - T25
All engines	COL:black, switch press. 0.30-0.60 bar, thread M14X1.5, without cable	7.0096			
All engines	COL:blue, switch press. 0.2 bar, thread M10X1.0, UFI	7.0163			
All engines			7.6196	7.1247	T20

ENGINE				
2.0 JTDM	Diesel	110	08/13->	940 B5.000, 940 C3.000

Engine	Information	S10	T10	T20 - T23	T22 - T25
All engines	COL:black, switch press. 0.30-0.60 bar, thread M14X1.5, without cable	7.0096			
All engines	switch press. 0.2 bar, thread M10X1.0, UFI	7.0163			
All engines			7.6196	7.1247	T20

ENGINE				
2.0 JTDM	Diesel	120	04/10->	940 A7.000, 940 B9.000

Engine	Information	S10	T10	T20 - T23	T22 - T25
All engines	COL:black, switch press. 0.30-0.60 bar, thread M14X1.5, without cable	7.0096			
All engines	switch press. 0.2 bar, thread M10X1.0, UFI	7.0163			
All engines			7.6196	7.1247	T20

ENGINE				
2.0 JTDM	Diesel	125	04/10->	940 A4.000, 940 B4.000

Engine	Information	S10	T10	T20 - T23	T22 - T25
All engines	COL:black, switch press. 0.30-0.60 bar, thread M14X1.5, without cable	7.0096			
Eng. 940 B4.000	COL:blue	7.0163			
All engines			7.6196	7.1247	T20

ENGINE				
2.0 JTDM	Diesel	129	11/13->	940 B4.000

Engine	Information	S10	T10	T20 - T23	T22 - T25
All engines	COL:black, switch press. 0.30-0.60 bar, thread M14X1.5, without cable	7.0096			
All engines	switch press. 0.2 bar, thread M10X1.0, UFI	7.0163			
All engines			7.6196	7.1247	T20





GT

ENGINE				
1.8 TS	Petrol	103	11/03-09/10	AR 32205

Engine	Information	S10	T10	T20 - T23	T22 - T25
All engines	COL:black, switch press. 0.30-0.60 bar, thread M14X1.5, without cable	7.0096			
All engines	spanner size 22, thread M14x1.5		7.6067		
All engines				7.1161	T20
All engines	LHD				7.1170 T25
All engines	RHD				7.1179 T25

S10	OIL PRESSURE WARNING LIGHT SWITCH	T10	REVERSING LIGHT SWITCH	T20	BRAKE LIGHT SWITCH
T22	SWITCH CLUTCH CONTROL (CRUISE CONTROL)	T23	SWITCH BRAKE ACTUATION (ENGINE TIMING)	T25	SWITCH CLUTCH CONTROL (ENGINE CONTROL)

FUNCTIONS ON THE VEHICLE

Vehicle	alim.	kW	Date	Engine	 S10	 T10	 T20 - T23	 T22 - T25
ENGINE								
1.9 JTD	Diesel	110	11/03-09/10	937 A5.000				
Engine	Information			S10	T10	T20 - T23	T22 - T25	
All engines	COL:black, switch press. 0.30-0.60 bar, thread M14X1.5, without cable			7.0096				
All engines					7.6196	7.1161 T20		
All engines	LHD						7.1170 T25	
All engines	RHD						7.1179 T25	
ENGINE								
1.9 JTD	Diesel	125	05/08-09/10	937 A6.000				
Engine	Information			S10	T10	T20 - T23	T22 - T25	
All engines	COL:black, switch press. 0.30-0.60 bar, thread M14X1.5, without cable			7.0096				
All engines					7.6196	7.1161 T20		
All engines	LHD						7.1170 T25	
All engines	RHD						7.1179 T25	
ENGINE								
2.0 JTS	Petrol	119	12/06-09/10	932 A2.000				
Engine	Information			S10	T10	T20 - T23	T22 - T25	
All engines	COL:black, switch press. 0.30-0.60 bar, thread M14X1.5, without cable			7.0096				
All engines	spanner size 22, thread M14x1.5				7.6067			
All engines						7.1161 T20		
All engines	LHD						7.1170 T22	
All engines	RHD						7.1179 T22	
ENGINE								
2.0 JTS	Petrol	121	11/03-09/10	932 A2.000, 937 A1.000				
Engine	Information			S10	T10	T20 - T23	T22 - T25	
All engines	COL:black, switch press. 0.30-0.60 bar, thread M14X1.5, without cable			7.0096				
All engines	spanner size 22, thread M14x1.5				7.6067			
All engines						7.1161 T20		
Eng. 932 A2.000	LHD						7.1170 T22	
All engines	LHD						7.1170 T25	
Eng. 932 A2.000	RHD						7.1179 T22	
All engines	RHD						7.1179 T25	
ENGINE								
3.2 GTA	Petrol	176	11/03-09/10	936 A.000				
Engine	Information			S10	T10	T20 - T23	T22 - T25	
All engines	switch press. 0.3 bar, thread M14X1.5			7.0096				
All engines					7.6196	7.1161 T20		
All engines	LHD						7.1170 T25	
All engines	RHD						7.1179 T25	
GTV								
ENGINE								
1.8 16V	Petrol	106	05/98-10/05	AR 32201				
Engine	Information			S10	T10	T20 - T23	T22 - T25	
All engines						7.1069 T20		
ENGINE								
1.8 Twin Spark	Petrol	106	09/97-03/03	AR 32201				
Engine	Information			S10	T10	T20 - T23	T22 - T25	
All engines	COL:black, switch press. 0.30-0.60 bar, thread M14X1.5, without cable			7.0096				
All engines	spanner size 22, thread M14x1.5				7.6067			
ENGINE								
2.0 JTS	Petrol	121	04/03-10/05	937 A1.000				
Engine	Information			S10	T10	T20 - T23	T22 - T25	
All engines	COL:black, switch press. 0.30-0.60 bar, thread M14X1.5, without cable			7.0096				
All engines	spanner size 22, thread M14x1.5				7.6067			
All engines						7.1161 T20		
All engines	RHD						7.1108 T22	
All engines	LHD						7.1159 T22	

S10	OIL PRESSURE WARNING LIGHT SWITCH	T10	REVERSING LIGHT SWITCH	T20	BRAKE LIGHT SWITCH
T22	SWITCH CLUTCH CONTROL (CRUISE CONTROL)	T23	SWITCH BRAKE ACTUATION (ENGINE TIMING)	T25	SWITCH CLUTCH CONTROL (ENGINE CONTROL)

Vehicle	alim.	kW	Date	Engine	 S10	 T10	 T20 - T23	 T22 - T25
---------	-------	----	------	--------	---	---	--	---

ENGINE				
2.0 T.SPARK 16V	Petrol	110	06/95-10/05	AR 16201, AR 32310

Engine	Information	S10	T10	T20 - T23	T22 - T25
All engines	COL:black, switch press. 0.30-0.60 bar, thread M14x1.5, without cable	7.0096			
All engines	spanner size 22, thread M14x1.5		7.6067		
All engines	-> 01/08/98			7.1068 T20	
All engines	01/09/98 ->			7.1069 T20	
All engines	01/07/02 ->			7.1161 T20	
All engines	RHD				7.1108 T22

ENGINE				
2.0 T.SPARK 16V	Petrol	114	09/97-03/03	AR 32301

Engine	Information	S10	T10	T20 - T23	T22 - T25
All engines	pole nr. 3			7.1069 T20	
All engines	pole nr. 4			7.1161 T20	
All engines	RHD				7.1108 T22

ENGINE				
2.0 Twin Spark	Petrol	114	09/97-03/03	AR 32301

Engine	Information	S10	T10	T20 - T23	T22 - T25
All engines	COL:black, switch press. 0.30-0.60 bar, thread M14x1.5, without cable	7.0096			
All engines	spanner size 22, thread M14x1.5		7.6067		

ENGINE				
2.0 V6 Turbo	Petrol	148	06/95-09/98	AR 16202

Engine	Information	S10	T10	T20 - T23	T22 - T25
All engines		7.0007		7.1068 T20	
All engines	LHD		7.6143		
All engines	RHD		7.6196		

ENGINE				
3.0 V6 24V	Petrol	160	10/00-10/05	AR 16105

Engine	Information	S10	T10	T20 - T23	T22 - T25
All engines	switch press. 0.3 bar, thread M14x1.5	7.0096			
All engines			7.6196		7.1108 T22
All engines	pole nr. 3			7.1069 T20	
All engines	pole nr. 4			7.1161 T20	

ENGINE				
3.0 V6 24V	Petrol	162	10/96-10/00	AR 16102

Engine	Information	S10	T10	T20 - T23	T22 - T25
All engines	switch press. 0.3 bar, thread M14x1.5	7.0096			
All engines	LHD		7.6143		
All engines	RHD		7.6196		7.1108 T22
All engines	-> 01/12/97			7.1068 T20	
All engines	01/01/98 ->			7.1069 T20	

ENGINE				
3.2 V6 24V	Petrol	176	04/03-10/05	936 A6.000

Engine	Information	S10	T10	T20 - T23	T22 - T25
All engines	switch press. 0.3 bar, thread M14x1.5	7.0096			
All engines			7.6196	7.1161 T20	7.1108 T22

MITO				
0.9	Petrol	74	12/13->	199 B6.000

Engine	Information	S10	T10	T20 - T23	T22 - T25
All engines	spanner size 22, thread M18x1.5		7.6142		
All engines	COL:blue			7.1247 T20	

ENGINE				
0.9 TwinAir	Petrol	63	07/11->	312 A2.000

Engine	Information	S10	T10	T20 - T23	T22 - T25
All engines	COL:black, switch press. 0.30-0.60 bar, thread M14x1.5, without cable	7.0096			
All engines	spanner size 22, thread M18x1.5		7.6142		
All engines	COL:blue			7.1247 T20	

S10 OIL PRESSURE WARNING LIGHT SWITCH	T10 REVERSING LIGHT SWITCH	T20 BRAKE LIGHT SWITCH
T22 SWITCH CLUTCH CONTROL (CRUISE CONTROL)	T23 SWITCH BRAKE ACTUATION (ENGINE TIMING)	T25 SWITCH CLUTCH CONTROL (ENGINE CONTROL)

FUNCTIONS ON THE VEHICLE

Vehicle	alim.	kW	Date	Engine	 S10	 T10	 T20 - T23	 T22 - T25
---------	-------	----	------	--------	---	---	--	---

				ENGINE
0.9 TwinAir	Petrol	77	04/13->	199 B6.000

Engine	Information	S10	T10	T20 - T23	T22 - T25
All engines	ext.thread M14 x 1,5 mm		7.6067		
All engines	ext.thread M18 x 1,5 mm		7.6142		
All engines	ext.thread M12 x 1 mm		7.6196		
All engines	COL:blue			7.1247	T20

				ENGINE
1.3 JTDM	Diesel	62	01/11->	199 B4.000

Engine	Information	S10	T10	T20 - T23	T22 - T25
All engines	switch press. 0.2 bar, thread M10X1.0, UFI	7.0163			
All engines	spanner size 22, thread M14x1.5		7.6067		
All engines	COL:blue			7.1247	T20

				ENGINE
1.3 MultiJet	Diesel	59	12/13->	199 B4.000, 199 B8.000

Engine	Information	S10	T10	T20 - T23	T22 - T25
All engines	COL:black, switch press. 0.30-0.60 bar, thread M14X1.5, without cable	7.0096			
All engines	COL:blue, switch press. 0.2 bar, thread M10X1.0, UFI	7.0163			
All engines	ext.thread M14 x 1,5 mm, spanner size 22, thread M14x1.5		7.6067		
Eng. 199 B8.000	ext.thread M12 x 1,5 mm		7.6249		
All engines	COL:blue			7.1247	T20

				ENGINE
1.3 MultiJet	Diesel	66	09/08->	199 A3.000, 955 B2.000

Engine	Information	S10	T10	T20 - T23	T22 - T25
All engines	COL:black, switch press. 0.30-0.60 bar, thread M14X1.5, without cable	7.0096			
All engines	COL:blue			7.1247	T20

				ENGINE
1.3 MultiJet	Diesel	70	10/09->	199 B1.000, 330 A1.000

Engine	Information	S10	T10	T20 - T23	T22 - T25
All engines	COL:black, switch press. 0.30-0.60 bar, thread M14X1.5, without cable	7.0096			
All engines	switch press. 0.2 bar, thread M10X1.0, UFI	7.0163			
All engines	spanner size 22, thread M14x1.5		7.6067		
All engines	COL:blue			7.1247	T20

				ENGINE
1.4	Petrol	51	05/11->	955 A9.000

Engine	Information	S10	T10	T20 - T23	T22 - T25
All engines	COL:black, switch press. 0.30-0.60 bar, thread M14X1.5, without cable	7.0096			
All engines	spanner size 22, thread M18x1.5		7.6142		
All engines	COL:blue			7.1247	T20

				ENGINE
1.4	Petrol	57	03/11->	350 A1.000, 955 A1.000

Engine	Information	S10	T10	T20 - T23	T22 - T25
All engines	COL:black, switch press. 0.30-0.60 bar, thread M14X1.5, without cable	7.0096			
Eng. 350 A1.000	spanner size 22, thread M18x1.5		7.6142		
Eng. 350 A1.000	COL:blue			7.1247	T20

				ENGINE
1.4	Petrol	58	08/08->	955 A1.000

Engine	Information	S10	T10	T20 - T23	T22 - T25
All engines	COL:black, switch press. 0.30-0.60 bar, thread M14X1.5, without cable	7.0096			
All engines	spanner size 22, thread M18x1.5		7.6142		
All engines	COL:blue			7.1247	T20

				ENGINE
1.4	Petrol	70	09/08->	199 A6.000

Engine	Information	S10	T10	T20 - T23	T22 - T25
All engines	COL:black, switch press. 0.30-0.60 bar, thread M14X1.5, without cable	7.0096			
All engines	spanner size 22, thread M18x1.5		7.6142		
All engines	COL:blue			7.1247	T20

S10 OIL PRESSURE WARNING LIGHT SWITCH	T10 REVERSING LIGHT SWITCH	T20 BRAKE LIGHT SWITCH
T22 SWITCH CLUTCH CONTROL (CRUISE CONTROL)	T23 SWITCH BRAKE ACTUATION (ENGINE TIMING)	T25 SWITCH CLUTCH CONTROL (ENGINE CONTROL)

Vehicle	alim.	kW	Date	Engine	 S10	 T10	 T20 - T23	 T22 - T25
---------	-------	----	------	--------	---	---	--	---

ENGINE				
1.4 Bifuel	Petrol/ Natural Gas (CNG)	88	04/16->	198 A4.000

Engine	Information	S10	T10	T20 - T23	T22 - T25
All engines	COL:black, switch press. 0.30-0.60 bar, thread M14X1.5, without cable	7.0096			
All engines	spanner size 22, thread M14x1.5		7.6067		
All engines	COL:blue			7.1247	T20
All engines	COL:black, switch press. 0.30-0.60 bar, thread M14X1.5, without cable	7.0096			
All engines	spanner size 22, thread M14x1.5		7.6067		
All engines	COL:blue			7.1247	T20

ENGINE				
1.4 MultiAir	Petrol	125	09/09->	940 A2.000

Engine	Information	S10	T10	T20 - T23	T22 - T25
All engines	COL:black, switch press. 0.30-0.60 bar, thread M14X1.5, without cable	7.0096			
All engines	ext.thread M14 x 1, 5 mm		7.6067		
All engines	ext.thread M18 x 1, 5 mm		7.6142		
All engines	ext.thread M12 x 1 mm		7.6196		
All engines	-> 31/12/12, ext.thread M12 x 1, 5 mm		7.6249		
All engines	COL:blue			7.1247	T20

ENGINE				
1.4 MultiAir	Petrol	77	09/09->	955 A6.000

Engine	Information	S10	T10	T20 - T23	T22 - T25
All engines	COL:black, switch press. 0.30-0.60 bar, thread M14X1.5, without cable	7.0096			
All engines	spanner size 22, thread M18x1.5		7.6142		
All engines	COL:blue			7.1247	T20

ENGINE				
1.4 TB	Petrol	103	12/13->	955 B1.000

Engine	Information	S10	T10	T20 - T23	T22 - T25
All engines		7.0096			
All engines	ext.thread M14 x 1, 5 mm		7.6067		
All engines	ext.thread M18 x 1, 5 mm		7.6142		
All engines	ext.thread M12 x 1 mm		7.6196		
All engines	COL:blue			7.1247	T20

ENGINE				
1.4 TJet	Petrol	110	09/08->	198 A1.000

Engine	Information	S10	T10	T20 - T23	T22 - T25
All engines	COL:black, switch press. 0.30-0.60 bar, thread M14X1.5, without cable	7.0096			
All engines	COL:blue			7.1247	T20

ENGINE				
1.4 TJet	Petrol	114	08/08->	199 A8.000

Engine	Information	S10	T10	T20 - T23	T22 - T25
All engines	COL:black, switch press. 0.30-0.60 bar, thread M14X1.5, without cable	7.0096			
All engines	COL:blue			7.1247	T20





ENGINE				
1.4 TJet	Petrol	88	08/08->	198 A4.000

Engine	Information	S10	T10	T20 - T23	T22 - T25
All engines	COL:black, switch press. 0.30-0.60 bar, thread M14X1.5, without cable	7.0096			
All engines	spanner size 22, thread M14x1.5		7.6067		
All engines	COL:blue			7.1247	T20

ENGINE				
1.4 Turbo MultiAir	Petrol	120	10/09->	955 A8.000

Engine	Information	S10	T10	T20 - T23	T22 - T25
All engines	COL:black, switch press. 0.30-0.60 bar, thread M14X1.5, without cable	7.0096			
All engines	ext.thread M14 x 1, 5 mm		7.6067		
All engines	ext.thread M18 x 1, 5 mm		7.6142		
All engines	ext.thread M12 x 1 mm		7.6196		
All engines	-> 31/12/12, ext.thread M12 x 1, 5 mm		7.6249		
All engines	COL:blue			7.1247	T20

S10	OIL PRESSURE WARNING LIGHT SWITCH	T10	REVERSING LIGHT SWITCH	T20	BRAKE LIGHT SWITCH
T22	SWITCH CLUTCH CONTROL (CRUISE CONTROL)	T23	SWITCH BRAKE ACTUATION (ENGINE TIMING)	T25	SWITCH CLUTCH CONTROL (ENGINE CONTROL)

				FUNCTIONS ON THE VEHICLE				
Vehicle	alim.	kW	Date	Engine	 S10	 T10	 T20 - T23	 T22 - T25
				ENGINE				
1.4 Turbo MultiAir	Petrol	99	10/09->	955 A2.000, 955 A7.000				
Engine	Information			S10	T10	T20 - T23	T22 - T25	
All engines	COL:black, switch press. 0.30-0.60 bar, thread M14X1.5, without cable			7.0096				
All engines	spanner size 22, thread M14x1.5				7.6067			
All engines	COL:blue					7.1247	T20	
				ENGINE				
1.6 JTDM	Diesel	85	09/08->	955 A4.000				
Engine	Information			S10	T10	T20 - T23	T22 - T25	
All engines	COL:black, switch press. 0.30-0.60 bar, thread M14X1.5, without cable			7.0096				
All engines	COL:blue					7.1247	T20	
				ENGINE				
1.6 JTDM	Diesel	88	08/08->	198 A2.000, 955 A3.000				
Engine	Information			S10	T10	T20 - T23	T22 - T25	
All engines	COL:black, switch press. 0.30-0.60 bar, thread M14X1.5, without cable			7.0096				
Eng. 198 A2.000	ext.thread M14 x 1, 5 mm				7.6067			
Eng. 198 A2.000	ext.thread M18 x 1, 5 mm				7.6142			
Eng. 198 A2.000	ext.thread M12 x 1 mm				7.6196			
Eng. 198 A2.000	-> 31/12/12, ext.thread M12 x 1, 5 mm				7.6249			
All engines	COL:blue					7.1247	T20	
SPIDER I								
				ENGINE				
1600	Petrol	76	03/76-12/90	AR 00526				
Engine	Information			S10	T10	T20 - T23	T22 - T25	
All engines				7.0007	7.6001	7.1069	T20	
				ENGINE				
1600	Petrol	79	01/90-12/93	AR 01563				
Engine	Information			S10	T10	T20 - T23	T22 - T25	
All engines				7.0007	7.6001	7.1069	T20	
				ENGINE				
2.0i [CAN]	Petrol	88	09/90-10/93	AR 01588				
Engine	Information			S10	T10	T20 - T23	T22 - T25	
All engines				7.0007	7.6001	7.1069	T20	
				ENGINE				
2.0i [USA]	Petrol	88	09/90-10/93	AR 01588				
Engine	Information			S10	T10	T20 - T23	T22 - T25	
All engines				7.0007	7.6001	7.1069	T20	
				ENGINE				
2.0i Veloce [CAN]	Petrol	88	09/90-10/93	AR 01588				
Engine	Information			S10	T10	T20 - T23	T22 - T25	
All engines				7.0007	7.6001	7.1069	T20	
				ENGINE				
2.0i Veloce [USA]	Petrol	88	09/90-10/93	AR 01588				
Engine	Information			S10	T10	T20 - T23	T22 - T25	
All engines				7.0007	7.6001	7.1069	T20	
				ENGINE				
2000	Petrol	85	08/86-12/90	AR 01544				
Engine	Information			S10	T10	T20 - T23	T22 - T25	
All engines					7.6001	7.1000	T20	
				ENGINE				
2000	Petrol	88	01/90-12/93	AR 01588				
Engine	Information			S10	T10	T20 - T23	T22 - T25	
All engines				7.0007	7.6001	7.1069	T20	
				ENGINE				
2000	Petrol	93	01/77-12/93	AR 01590				
Engine	Information			S10	T10	T20 - T23	T22 - T25	
All engines				7.0007	7.6001	7.1069	T20	

S10	OIL PRESSURE WARNING LIGHT SWITCH	T10	REVERSING LIGHT SWITCH	T20	BRAKE LIGHT SWITCH
T22	SWITCH CLUTCH CONTROL (CRUISE CONTROL)	T23	SWITCH BRAKE ACTUATION (ENGINE TIMING)	T25	SWITCH CLUTCH CONTROL (ENGINE CONTROL)

The present application list is a brief version. For the detailed information about the possibility of installation on a specific vehicle, please refer to our web-catalogue <http://catalogo.facet.eu/>

Vehicle	alim.	kW	Date	Engine	 S10	 T10	 T20 - T23	 T22 - T25
---------	-------	----	------	--------	---	---	--	---

SPIDER II

				ENGINE
1.8 16V	Petrol	106	05/98-04/05	AR 32201

Engine	Information	S10	T10	T20 - T23	T22 - T25
All engines				7.1069 T20	

				ENGINE
1.8 Twin Spark	Petrol	106	09/97-03/03	AR 32201

Engine	Information	S10	T10	T20 - T23	T22 - T25
All engines	COL:black, switch press. 0.30-0.60 bar, thread M14x1.5, without cable	7.0096			
All engines	spanner size 22, thread M14x1.5		7.6067		

				ENGINE
2.0	Petrol	148	05/98-04/05	AR 16202

Engine	Information	S10	T10	T20 - T23	T22 - T25
All engines		7.0007		7.1068 T20	
All engines	LHD		7.6143		

				ENGINE
2.0 JTS	Petrol	121	04/03-04/05	937 A1.000

Engine	Information	S10	T10	T20 - T23	T22 - T25
All engines	COL:black, switch press. 0.30-0.60 bar, thread M14x1.5, without cable	7.0096			
All engines	spanner size 22, thread M14x1.5		7.6067		
All engines	pole nr. 3			7.1069 T20	
All engines	pole nr. 4			7.1161 T20	
All engines	RHD				7.1108 T22
All engines	LHD				7.1159 T22

				ENGINE
2.0 T.SPARK 16V	Petrol	110	06/95-04/05	AR 16201, AR 32310

Engine	Information	S10	T10	T20 - T23	T22 - T25
All engines	COL:black, switch press. 0.30-0.60 bar, thread M14x1.5, without cable	7.0096			
All engines	spanner size 22, thread M14x1.5		7.6067		
Eng. AR 16201				7.1068 T20	
Eng. AR 32310	pole nr. 3			7.1069 T20	
Eng. AR 32310	pole nr. 4			7.1161 T20	
Eng. AR 32310	RHD				7.1108 T22
Eng. AR 32310	LHD				7.1159 T22

				ENGINE
2.0 Twin Spark	Petrol	114	05/98-08/00	AR 32301

Engine	Information	S10	T10	T20 - T23	T22 - T25
All engines	COL:black, switch press. 0.30-0.60 bar, thread M14x1.5, without cable	7.0096			
All engines	spanner size 22, thread M14x1.5		7.6067		
All engines				7.1069 T20	

				ENGINE
3.0 V6	Petrol	141	06/95-04/05	AR 16101, AR 16199

Engine	Information	S10	T10	T20 - T23	T22 - T25
All engines	switch press. 0.3 bar, thread M14x1.5	7.0096			
All engines			7.6196		
Eng. AR 16101	pole nr. 3			7.1069 T20	
Eng. AR 16101	pole nr. 4			7.1161 T20	

				ENGINE
3.0 V6	Petrol	160	09/94-04/05	AR 16105





Engine	Information	S10	T10	T20 - T23	T22 - T25
All engines	switch press. 0.3 bar, thread M14x1.5	7.0096			
All engines			7.6196		7.1108 T22
All engines	pole nr. 3			7.1069 T20	
All engines	pole nr. 4			7.1161 T20	

				ENGINE
3.0 V6 24V	Petrol	162	01/99-10/03	AR 16102

Engine	Information	S10	T10	T20 - T23	T22 - T25
All engines	switch press. 0.3 bar, thread M14x1.5	7.0096			
All engines			7.6196	7.1069 T20	7.1108 T22


S10 OIL PRESSURE WARNING LIGHT SWITCH	T10 REVERSING LIGHT SWITCH	T20 BRAKE LIGHT SWITCH
T22 SWITCH CLUTCH CONTROL (CRUISE CONTROL)	T23 SWITCH BRAKE ACTUATION (ENGINE TIMING)	T25 SWITCH CLUTCH CONTROL (ENGINE CONTROL)

FUNCTIONS ON THE VEHICLE

Vehicle	alim.	kW	Date	Engine	 S10	 T10	 T20 - T23	 T22 - T25
ENGINE								
3.2 V6 24V	Petrol	176	04/03-04/05	936 A6.000				
Engine	Information			S10	T10	T20 - T23	T22 - T25	
All engines	switch press. 0.3 bar, thread M14X1.5			7.0096				
All engines					7.6196	7.1161	T20	7.1108 T22
SPIDER III								
ENGINE								
1.8 TBi	Petrol	147	05/09-03/11	939 B1.000				
Engine	Information			S10	T10	T20 - T23	T22 - T25	
All engines				7.0096				
All engines	see connection type					7.1161, 7.1247	T20	
ENGINE								
2.0 JTDM	Diesel	120	04/09-06/10	844 A2.000				
Engine	Information			S10	T10	T20 - T23	T22 - T25	
All engines	COL:black, switch press. 0.30-0.60 bar, thread M14X1.5, without cable			7.0096				
All engines	COL:blue					7.1247	T20	
ENGINE								
2.0 JTDM	Diesel	125	05/09-06/10	939 B3.000				
Engine	Information			S10	T10	T20 - T23	T22 - T25	
All engines	COL:black, switch press. 0.30-0.60 bar, thread M14X1.5, without cable			7.0096				
ENGINE								
2.2 JTS	Petrol	136	03/06-03/11	939 A5.000				
Engine	Information			S10	T10	T20 - T23	T22 - T25	
All engines					7.6249	7.1161	T20	
All engines	version V1, V2							7.1170 T22
ENGINE								
2.4 JTDM	Diesel	147	04/07-06/10	939 A3.000				
Engine	Information			S10	T10	T20 - T23	T22 - T25	
All engines	COL:black, switch press. 0.30-0.60 bar, thread M14X1.5, without cable			7.0096				
All engines					7.6249			7.1170 T22
All engines	see connection type					7.1161, 7.1247	T20	
ENGINE								
2.4 JTDM	Diesel	154	03/08-06/10	939 A3.000, 939 A9.000				
Engine	Information			S10	T10	T20 - T23	T22 - T25	
All engines	COL:black, switch press. 0.30-0.60 bar, thread M14X1.5, without cable			7.0096				
Eng. 939 A3.000					7.6249			7.1170 T22
Eng. 939 A3.000	see connection type					7.1161, 7.1247	T20	
ENGINE								
3.2 JTS	Petrol	191	03/08-03/11	939 A.000				
Engine	Information			S10	T10	T20 - T23	T22 - T25	
All engines					7.6249			
All engines	see connection type					7.1161, 7.1247	T20	
ENGINE								
3.2 JTS Q4	Petrol	191	03/06-03/11	939 A.000				
Engine	Information			S10	T10	T20 - T23	T22 - T25	
All engines					7.6249			
All engines	see connection type					7.1161, 7.1247	T20	
SZ								
ENGINE								
3.0 V6 Zagato	Petrol	152	09/88-08/94	AR 61501				
Engine	Information			S10	T10	T20 - T23	T22 - T25	
All engines				7.0007	7.6001	7.1067	T20	

S10	OIL PRESSURE WARNING LIGHT SWITCH	T10	REVERSING LIGHT SWITCH	T20	BRAKE LIGHT SWITCH
T22	SWITCH CLUTCH CONTROL (CRUISE CONTROL)	T23	SWITCH BRAKE ACTUATION (ENGINE TIMING)	T25	SWITCH CLUTCH CONTROL (ENGINE CONTROL)

FUNCTIONS ON THE VEHICLE

Vehicle	alim.	kW	Date	Engine				
					S10	T10	T20 - T23	T22 - T25

B6							
				ENGINE			
4.4 Biturbo 4x4 [USA]	Petrol	441	03/14->	N63 M20 A			
Engine	Information			S10	T10	T20 - T23	T22 - T25
All engines				7.0071		7.1215 T20	7.1314 T22





B7							
				ENGINE			
4.4 BiTurbo [USA]	Petrol	441	01/11->	N63 M20 A			
Engine	Information			S10	T10	T20 - T23	T22 - T25
All engines				7.0071		7.1215 T20	

					ENGINE		
4.4 BiTurbo 4x4 [USA]	Petrol	441	01/12->	N63 M20 A			
Engine	Information			S10	T10	T20 - T23	T22 - T25
All engines				7.0071		7.1215 T20	

					ENGINE		
BITURBO	Petrol	373	03/09-06/12	N63 M10 A			
Engine	Information			S10	T10	T20 - T23	T22 - T25
All engines				7.0071		7.1215 T20	

					ENGINE		
BITURBO Trazione integrale	Petrol	373	09/10-06/12	N63 M10 A			
Engine	Information			S10	T10	T20 - T23	T22 - T25
All engines				7.0071		7.1215 T20	

S10	OIL PRESSURE WARNING LIGHT SWITCH	T10	REVERSING LIGHT SWITCH	T20	BRAKE LIGHT SWITCH
T22	SWITCH CLUTCH CONTROL (CRUISE CONTROL)	T23	SWITCH BRAKE ACTUATION (ENGINE TIMING)	T25	SWITCH CLUTCH CONTROL (ENGINE CONTROL)

					FUNCTIONS ON THE VEHICLE			
Vehicle	alim.	kW	Date	Engine				
					S10	T10	T20 - T23	T22 - T25

V6				
				ENGINE
2.5 TURBO	Petrol	147	01/88-12/90	Z7U 730, Z7U 732, Z7U 734

Engine	Information	S10	T10	T20 - T23	T22 - T25
All engines			7.6017	7.1012 T20	

				ENGINE
2.9 GT	Petrol	116	01/85-12/90	Z6W

Engine	Information	S10	T10	T20 - T23	T22 - T25
All engines			7.6017	7.1012 T20	

S10	OIL PRESSURE WARNING LIGHT SWITCH	T10	REVERSING LIGHT SWITCH	T20	BRAKE LIGHT SWITCH
T22	SWITCH CLUTCH CONTROL (CRUISE CONTROL)	T23	SWITCH BRAKE ACTUATION (ENGINE TIMING)	T25	SWITCH CLUTCH CONTROL (ENGINE CONTROL)

FUNCTIONS ON THE VEHICLE

Vehicle	alim.	kW	Date	Engine				
					S10	T10	T20 - T23	T22 - T25

DB9

ENGINE
6.0 Petrol 331 04/04-07/12 AM3

Engine	Information	S10	T10	T20 - T23	T22 - T25
All engines				7.1245 T20	

ENGINE
6.0 Petrol 403 09/15-10/16 AM11

Engine	Information	S10	T10	T20 - T23	T22 - T25
All engines				7.1245 T20	

ENGINE
6.0 V12 Petrol 331 01/04-10/16 AM3

Engine	Information	S10	T10	T20 - T23	T22 - T25
All engines				7.1245 T20	

ENGINE
6.0 V12 Petrol 350 09/05-07/12 AM3

Engine	Information	S10	T10	T20 - T23	T22 - T25
All engines				7.1245 T20	

ENGINE
6.0 V12 Petrol 380 07/12-10/16 AM11

Engine	Information	S10	T10	T20 - T23	T22 - T25
All engines				7.1245 T20	

ENGINE
6.0 V12 Petrol 403 04/15-10/16 AM11

Engine	Information	S10	T10	T20 - T23	T22 - T25
All engines				7.1245 T20	

DBS

ENGINE
6.0 V12 Petrol 380 09/07-> AM4R9

Engine	Information	S10	T10	T20 - T23	T22 - T25
All engines				7.1245 T20	

ONE-77

ENGINE
7.3 Petrol 559 06/10-06/12 AM21

Engine	Information	S10	T10	T20 - T23	T22 - T25
All engines				7.1245 T20	

RAPIDE

ENGINE
6.0 Petrol 350 03/10-09/13 AM16

Engine	Information	S10	T10	T20 - T23	T22 - T25
All engines				7.1245 T20	

ENGINE
6.0 S Petrol 410 02/13-02/14 AM11

Engine	Information	S10	T10	T20 - T23	T22 - T25
All engines				7.1245 T20	

V8

ENGINE
4.7 -/AMR/N430/S Petrol 321 06/11-> AM15

Engine	Information	S10	T10	T20 - T23	T22 - T25
All engines				7.1245 T20	

ENGINE
4.7 -/N430/S Petrol 321 01/11-> AM15





Engine	Information	S10	T10	T20 - T23	T22 - T25
All engines				7.1245 T20	

VANTAGE

ENGINE
4.3 Petrol 283 10/05-12/08 AM6U5

Engine	Information	S10	T10	T20 - T23	T22 - T25
All engines				7.1245 T20	

S10 OIL PRESSURE WARNING LIGHT SWITCH	T10 REVERSING LIGHT SWITCH	T20 BRAKE LIGHT SWITCH
T22 SWITCH CLUTCH CONTROL (CRUISE CONTROL)	T23 SWITCH BRAKE ACTUATION (ENGINE TIMING)	T25 SWITCH CLUTCH CONTROL (ENGINE CONTROL)

Vehicle	alim.	kW	Date	Engine	FUNCTIONS ON THE VEHICLE			
					 S10	 T10	 T20 - T23	 T22 - T25
ENGINE								
4.3	Petrol	298	01/08-12/10	AM6U5				
Engine					S10	T10	T20 - T23	T22 - T25
All engines							7.1245 T20	
ENGINE								
4.3 N400	Petrol	298	01/08-12/10	AM6U5				
Engine					S10	T10	T20 - T23	T22 - T25
All engines							7.1245 T20	
ENGINE								
4.7	Petrol	313	10/08->	AM07, AM14				
Engine					S10	T10	T20 - T23	T22 - T25
All engines							7.1245 T20	
ENGINE								
4.7 GT8	Petrol	328	07/13->	AM15				
Engine					S10	T10	T20 - T23	T22 - T25
All engines							7.1245 T20	
ENGINE								
6.0	Petrol	380	01/12->	AM10				
Engine					S10	T10	T20 - T23	T22 - T25
All engines							7.1245 T20	
ENGINE								
6.0 V12	Petrol	380	09/09-12/13	AM3				
Engine					S10	T10	T20 - T23	T22 - T25
All engines							7.1245 T20	
ENGINE								
6.0 V12S	Petrol	421	01/13->	AM28				
Engine					S10	T10	T20 - T23	T22 - T25
All engines							7.1245 T20	
ZAGATO								
ENGINE								
6.0 V12	Petrol	380	05/12->	AM4R9				
Engine					S10	T10	T20 - T23	T22 - T25
All engines							7.1245 T20	

S10	OIL PRESSURE WARNING LIGHT SWITCH	T10	REVERSING LIGHT SWITCH	T20	BRAKE LIGHT SWITCH
T22	SWITCH CLUTCH CONTROL (CRUISE CONTROL)	T23	SWITCH BRAKE ACTUATION (ENGINE TIMING)	T25	SWITCH CLUTCH CONTROL (ENGINE CONTROL)

FUNCTIONS ON THE VEHICLE

Vehicle	alim.	kW	Date	Engine	 S10	 T10	 T20 - T23	 T22 - T25
---------	-------	----	------	--------	---	---	--	---

100 III

				ENGINE
1.8	Petrol	55	08/82-12/87	DR, RS

Engine	Information	S10	T10	T20 - T23	T22 - T25
All engines				7.1015 T20	

				ENGINE
1.8	Petrol	65	02/86-07/90	SH

Engine	Information	S10	T10	T20 - T23	T22 - T25
All engines	COL:white	7.0045			
All engines	COL:blue	7.0108			
All engines	pole nr. 2		7.6010		
All engines				7.1015, 7.1087 T20	

				ENGINE
1.8	Petrol	66	08/83-12/90	DS, JW, NP

Engine	Information	S10	T10	T20 - T23	T22 - T25
All engines	COL:brown	7.0008			
All engines	COL:white	7.0045			
Eng. NP	COL:blue	7.0108			
All engines	pole nr. 2		7.6010		
All engines				7.1015, 7.1087 T20	

				ENGINE
1.8 Cat	Petrol	66	03/85-11/90	4B, PH

Engine	Information	S10	T10	T20 - T23	T22 - T25
All engines	COL:white	7.0045			
All engines	COL:blue	7.0108			
All engines	pole nr. 2		7.6010		
All engines				7.1015, 7.1087 T20	

				ENGINE
1.8 Cat quattro	Petrol	66	08/85-11/90	4B, PH

Engine	Information	S10	T10	T20 - T23	T22 - T25
Eng. 4B	COL:white	7.0045			
Eng. 4B	COL:blue	7.0108			
Eng. 4B	pole nr. 2		7.6010		
All engines				7.1015 T20	
Eng. 4B				7.1087 T20	

				ENGINE
1.8 quattro	Petrol	65	08/86-07/90	SH

Engine	Information	S10	T10	T20 - T23	T22 - T25
All engines	COL:white	7.0045			
All engines	COL:blue	7.0108			
All engines	pole nr. 2		7.6010		
All engines				7.1015, 7.1087 T20	

				ENGINE
1.8 quattro	Petrol	66	10/84-07/88	JW, NP

Engine	Information	S10	T10	T20 - T23	T22 - T25
Eng. NP	COL:brown	7.0008			
Eng. NP	COL:white	7.0045			
Eng. NP	pole nr. 2		7.6010		
All engines				7.1015 T20	
Eng. NP				7.1087 T20	





				ENGINE
1.9	Petrol	74	08/82-07/84	WH

Engine	Information	S10	T10	T20 - T23	T22 - T25
All engines				7.1015 T20	

				ENGINE
2.0	Petrol	83	08/86-11/87	SL

Engine	Information	S10	T10	T20 - T23	T22 - T25
All engines				7.1015 T20	





S10 OIL PRESSURE WARNING LIGHT SWITCH	T10 REVERSING LIGHT SWITCH	T20 BRAKE LIGHT SWITCH
T22 SWITCH CLUTCH CONTROL (CRUISE CONTROL)	T23 SWITCH BRAKE ACTUATION (ENGINE TIMING)	T25 SWITCH CLUTCH CONTROL (ENGINE CONTROL)

Vehicle	alim.	kW	Date	Engine	FUNCTIONS ON THE VEHICLE			
					 S10	 T10	 T20 - T23	 T22 - T25
2.0	Petrol	85	08/84-12/87	ENGINE KP				
	Engine	Information		S10	T10	T20 - T23	T22 - T25	
	All engines					7.1015	T20	
2.0 Cat	Petrol	85	01/88-11/90	ENGINE RT				
	Engine	Information		S10	T10	T20 - T23	T22 - T25	
	All engines	COL:white		7.0045				
	All engines	COL:black		7.0046				
	All engines	COL:grey		7.0095				
	All engines	COL:blue		7.0108				
	All engines	pole nr. 2			7.6010			
	All engines					7.1087	T20	
2.0 D	Diesel	51	08/82-11/90	ENGINE CN				
	Engine	Information		S10	T10	T20 - T23	T22 - T25	
	All engines	COL:brown		7.0008				
	All engines	COL:white		7.0045				
	All engines	COL:black		7.0046				
	All engines	COL:grey		7.0095				
	All engines				7.6010	7.1015, 7.1087	T20	
2.0 D Turbo	Diesel	64	08/82-02/88	ENGINE DE				
	Engine	Information		S10	T10	T20 - T23	T22 - T25	
	All engines					7.1015	T20	
2.0 D Turbo	Diesel	74	03/88-11/90	ENGINE NC				
	Engine	Information		S10	T10	T20 - T23	T22 - T25	
	All engines	COL:white		7.0045				
	All engines	COL:black		7.0046				
	All engines	COL:grey		7.0095				
	All engines	COL:blue		7.0108				
	All engines	pole nr. 2			7.6010			
	All engines					7.1087	T20	
2.0 E	Petrol	85	01/85-12/87	ENGINE KP				
	Engine	Information		S10	T10	T20 - T23	T22 - T25	
	All engines					7.1015	T20	
2.0 E Cat	Petrol	85	01/88-11/90	ENGINE RT				
	Engine	Information		S10	T10	T20 - T23	T22 - T25	
	All engines	COL:white		7.0045				
	All engines	COL:black		7.0046				
	All engines	COL:grey		7.0095				
	All engines	COL:blue		7.0108				
	All engines	pole nr. 2			7.6010			
	All engines					7.1087	T20	
2.0 TD	Diesel	64	03/83-10/87	ENGINE DE				
	Engine	Information		S10	T10	T20 - T23	T22 - T25	
	All engines					7.1015	T20	
2.0 TD	Diesel	74	03/88-11/90	ENGINE NC				
	Engine	Information		S10	T10	T20 - T23	T22 - T25	
	All engines	COL:white		7.0045				
	All engines	COL:black		7.0046				
	All engines	COL:grey		7.0095				
	All engines	COL:blue		7.0108				
	All engines	pole nr. 2			7.6010			
	All engines					7.1087	T20	

S10	OIL PRESSURE WARNING LIGHT SWITCH	T10	REVERSING LIGHT SWITCH	T20	BRAKE LIGHT SWITCH
T22	SWITCH CLUTCH CONTROL (CRUISE CONTROL)	T23	SWITCH BRAKE ACTUATION (ENGINE TIMING)	T25	SWITCH CLUTCH CONTROL (ENGINE CONTROL)

The present application list is a brief version. For the detailed information about the possibility of installation on a specific vehicle, please refer to our web-catalogue <http://catalogo.facet.eu/>

FUNCTIONS ON THE VEHICLE

Vehicle	alim.	kW	Date	Engine	 S10	 T10	 T20 - T23	 T22 - T25
ENGINE								
2.1	Petrol	100	08/82-07/84	WC				
ENGINE								
Engine					S10	T10	T20 - T23	T22 - T25
All engines							7.1015 T20	
2.2	Petrol	101	08/84-12/88	KU				
ENGINE								
Engine					S10	T10	T20 - T23	T22 - T25
All engines							7.1015 T20	
2.2	Petrol	79	08/82-07/84	WU				
ENGINE								
Engine					S10	T10	T20 - T23	T22 - T25
All engines							7.1015 T20	
2.2	Petrol	85	10/84-09/86	KZ				
ENGINE								
Engine					S10	T10	T20 - T23	T22 - T25
All engines							7.1015 T20	
2.2	Petrol	96	08/82-07/84	KF				
ENGINE								
Engine					S10	T10	T20 - T23	T22 - T25
All engines							7.1015 T20	
2.2 Cat	Petrol	101	06/89-11/90	KU				
ENGINE								
Engine					S10	T10	T20 - T23	T22 - T25
All engines					7.0045			
All engines					7.0046			
All engines					7.0095			
All engines					7.0108			
All engines						7.6010		
All engines							7.1087 T20	
2.2 Cat quattro	Petrol	101	06/89-11/90	KU				
ENGINE								
Engine					S10	T10	T20 - T23	T22 - T25
All engines					7.0045			
All engines					7.0046			
All engines					7.0095			
All engines					7.0108			
All engines						7.6010		
All engines							7.1087 T20	
2.2 E quattro	Petrol	88	08/85-07/86	PX				
ENGINE								
Engine					S10	T10	T20 - T23	T22 - T25
All engines							7.1015 T20	
2.2 E Turbo quattro	Petrol	121	08/86-11/90	MC				
ENGINE								
Engine					S10	T10	T20 - T23	T22 - T25
All engines					7.0045			
All engines					7.0046			
All engines					7.0095			
All engines					7.0108			
All engines						7.6010		
All engines							7.1015, 7.1087 T20	
2.2 quattro	Petrol	101	08/84-12/88	KU				
ENGINE								
Engine					S10	T10	T20 - T23	T22 - T25
All engines							7.1015 T20	
2.2 Turbo	Petrol	121	08/86-11/90	MC				
ENGINE								
Engine					S10	T10	T20 - T23	T22 - T25
All engines					7.0045			
All engines					7.0046			
All engines					7.0095			

S10 OIL PRESSURE WARNING LIGHT SWITCH	T10 REVERSING LIGHT SWITCH	T20 BRAKE LIGHT SWITCH
T22 SWITCH CLUTCH CONTROL (CRUISE CONTROL)	T23 SWITCH BRAKE ACTUATION (ENGINE TIMING)	T25 SWITCH CLUTCH CONTROL (ENGINE CONTROL)

FUNCTIONS ON THE VEHICLE

Vehicle	alim.	kW	Date	Engine	 S10	 T10	 T20 - T23	 T22 - T25
---------	-------	----	------	--------	---	---	--	---

				ENGINE
2.2 Turbo	Petrol	121	08/86-11/90	MC

Engine	Information	S10	T10	T20 - T23	T22 - T25
All engines	COL:blue	7.0108			
All engines	pole nr. 2		7.6010		
All engines				7.1015, 7.1087	T20

				ENGINE
2.2 Turbo quattro	Petrol	121	08/86-11/90	MC

Engine	Information	S10	T10	T20 - T23	T22 - T25
All engines				7.1015	T20

				ENGINE
2.3	Petrol	100	08/86-11/90	NF

Engine	Information	S10	T10	T20 - T23	T22 - T25
All engines	COL:white	7.0045			
All engines	COL:black	7.0046			
All engines	COL:grey	7.0095			
All engines	COL:blue	7.0108			
All engines	pole nr. 2		7.6010		
All engines				7.1015, 7.1087	T20

				ENGINE
2.3	Petrol	98	03/90-11/90	NF

Engine	Information	S10	T10	T20 - T23	T22 - T25
All engines	COL:white	7.0045			
All engines	COL:black	7.0046			
All engines	COL:grey	7.0095			
All engines	COL:blue	7.0108			
All engines	pole nr. 2		7.6010		
All engines				7.1087	T20

				ENGINE
2.3 E	Petrol	100	10/86-11/90	NF

Engine	Information	S10	T10	T20 - T23	T22 - T25
All engines	COL:white	7.0045			
All engines	COL:black	7.0046			
All engines	COL:grey	7.0095			
All engines	COL:blue	7.0108			
All engines	pole nr. 2		7.6010		
All engines				7.1015, 7.1087	T20

				ENGINE
2.3 E	Petrol	98	01/90-11/90	NF

Engine	Information	S10	T10	T20 - T23	T22 - T25
All engines	COL:white	7.0045			
All engines	COL:black	7.0046			
All engines	COL:grey	7.0095			
All engines	COL:blue	7.0108			
All engines	pole nr. 2		7.6010		
All engines				7.1087	T20

				ENGINE
2.3 E quattro	Petrol	100	08/86-11/90	NF

Engine	Information	S10	T10	T20 - T23	T22 - T25
All engines	COL:white	7.0045			
All engines	COL:black	7.0046			
All engines	COL:grey	7.0095			
All engines	COL:blue	7.0108			
All engines	pole nr. 2		7.6010		
All engines				7.1015, 7.1087	T20

				ENGINE
2.3 quattro	Petrol	98	01/90-11/90	NF

Engine	Information	S10	T10	T20 - T23	T22 - T25
All engines	COL:white	7.0045			
All engines	COL:black	7.0046			
All engines	COL:grey	7.0095			

S10	OIL PRESSURE WARNING LIGHT SWITCH	T10	REVERSING LIGHT SWITCH	T20	BRAKE LIGHT SWITCH
T22	SWITCH CLUTCH CONTROL (CRUISE CONTROL)	T23	SWITCH BRAKE ACTUATION (ENGINE TIMING)	T25	SWITCH CLUTCH CONTROL (ENGINE CONTROL)

FUNCTIONS ON THE VEHICLE

Vehicle	alim.	kW	Date	Engine	 S10	 T10	 T20 - T23	 T22 - T25
---------	-------	----	------	--------	---	---	--	---

				ENGINE
2.3 quattro	Petrol	98	01/90-11/90	NF

Engine	Information	S10	T10	T20 - T23	T22 - T25
All engines	COL:blue	7.0108			
All engines	pole nr. 2		7.6010		
All engines				7.1087	T20

				ENGINE
2.4 D	Diesel	60	08/89-07/91	3D

Engine	Information	S10	T10	T20 - T23	T22 - T25
All engines	COL:white	7.0045			
All engines	COL:black	7.0046			
All engines	COL:grey	7.0095			
All engines	COL:blue	7.0108			
All engines	pole nr. 2		7.6010		
All engines				7.1087	T20

				ENGINE
2.5 TDI	Diesel	88	01/90-11/90	1T

Engine	Information	S10	T10	T20 - T23	T22 - T25
All engines	COL:white	7.0045			
All engines	COL:black	7.0046			
All engines	COL:grey	7.0095			
All engines	COL:blue	7.0108			
All engines	pole nr. 2		7.6010		
All engines				7.1087	T20

100 IV

				ENGINE
1.6	Petrol	75	03/92-07/93	ABB

Engine	Information	S10	T10	T20 - T23	T22 - T25
All engines	COL:white	7.0045			
All engines	COL:blue	7.0108			
All engines				7.1087	T20

				ENGINE
2.0	Petrol	74	12/90-07/94	AAE

Engine	Information	S10	T10	T20 - T23	T22 - T25
All engines	COL:white	7.0045			
All engines	COL:blue	7.0108			
All engines				7.1087	T20

				ENGINE
2.0 E	Petrol	74	09/91-07/94	AAE

Engine	Information	S10	T10	T20 - T23	T22 - T25
All engines	COL:white	7.0045			
All engines	COL:blue	7.0108			
All engines				7.1087	T20

				ENGINE
2.0 E	Petrol	79	12/93-07/94	ADW

Engine	Information	S10	T10	T20 - T23	T22 - T25
All engines	COL:white	7.0045			
All engines	COL:blue	7.0108			
All engines				7.1087	T20

				ENGINE
2.0 E	Petrol	85	12/90-07/94	AAD, ABK

Engine	Information	S10	T10	T20 - T23	T22 - T25
All engines	COL:white	7.0045			
All engines	COL:blue	7.0108			
All engines				7.1087	T20

				ENGINE
2.0 E 16V	Petrol	103	01/92-07/94	ACE

Engine	Information	S10	T10	T20 - T23	T22 - T25
All engines	COL:white	7.0045			
All engines	COL:blue	7.0108			
All engines				7.1087	T20

S10 OIL PRESSURE WARNING LIGHT SWITCH	T10 REVERSING LIGHT SWITCH	T20 BRAKE LIGHT SWITCH
T22 SWITCH CLUTCH CONTROL (CRUISE CONTROL)	T23 SWITCH BRAKE ACTUATION (ENGINE TIMING)	T25 SWITCH CLUTCH CONTROL (ENGINE CONTROL)

FUNCTIONS ON THE VEHICLE

Vehicle	alim.	kW	Date	Engine	 S10	 T10	 T20 - T23	 T22 - T25
---------	-------	----	------	--------	---	---	--	---

				ENGINE
2.0 E 16V quattro	Petrol	103	07/92-07/94	ACE

Engine	Information	S10	T10	T20 - T23	T22 - T25
All engines	COL:white	7.0045			
All engines	COL:blue	7.0108			
All engines				7.1087 T20	

				ENGINE
2.0 E quattro	Petrol	85	12/90-07/92	AAD

Engine	Information	S10	T10	T20 - T23	T22 - T25
All engines	COL:white	7.0045			
All engines	COL:blue	7.0108			
All engines				7.1087 T20	

				ENGINE
2.3 E	Petrol	98	12/90-07/94	AAR

Engine	Information	S10	T10	T20 - T23	T22 - T25
All engines	COL:white	7.0045			
All engines	COL:blue	7.0108			
All engines				7.1087 T20	

				ENGINE
2.3 E quattro	Petrol	98	12/90-07/94	AAR

Engine	Information	S10	T10	T20 - T23	T22 - T25
All engines	COL:white	7.0045			
All engines	COL:blue	7.0108			
All engines				7.1087 T20	

				ENGINE
2.4 D	Diesel	60	12/90-07/94	AAS

Engine	Information	S10	T10	T20 - T23	T22 - T25
All engines	COL:grey	7.0095			
All engines	COL:blue	7.0108			
All engines				7.1087 T20	

				ENGINE
2.5 TDI	Diesel	85	12/90-07/94	AAT, ABP

Engine	Information	S10	T10	T20 - T23	T22 - T25
All engines	COL:grey	7.0095			
All engines	COL:blue	7.0108			
All engines	pole nr. 2		7.6099		
All engines				7.1087 T20	

				ENGINE
2.6	Petrol	102	07/93-07/94	ACZ

Engine	Information	S10	T10	T20 - T23	T22 - T25
All engines	COL:blue	7.0108			
All engines	COL:red	7.0111			
All engines				7.1087 T20	

				ENGINE
2.6	Petrol	110	03/92-07/94	ABC

Engine	Information	S10	T10	T20 - T23	T22 - T25
All engines	COL:grey	7.0095			
All engines	COL:blue	7.0108			
All engines	COL:red	7.0111			
All engines				7.1087 T20	

				ENGINE
2.6 E quattro	Petrol	102	08/93-07/94	ACZ

Engine	Information	S10	T10	T20 - T23	T22 - T25
All engines	COL:blue	7.0108			
All engines	COL:red	7.0111			
All engines				7.1087 T20	

				ENGINE
2.6 quattro	Petrol	110	04/92-07/94	ABC

Engine	Information	S10	T10	T20 - T23	T22 - T25
All engines	COL:grey	7.0095			
All engines	COL:blue	7.0108			
All engines	COL:red	7.0111			

S10 OIL PRESSURE WARNING LIGHT SWITCH	T10 REVERSING LIGHT SWITCH	T20 BRAKE LIGHT SWITCH
T22 SWITCH CLUTCH CONTROL (CRUISE CONTROL)	T23 SWITCH BRAKE ACTUATION (ENGINE TIMING)	T25 SWITCH CLUTCH CONTROL (ENGINE CONTROL)

FUNCTIONS ON THE VEHICLE

Vehicle	alim.	kW	Date	Engine	 S10	 T10	 T20 - T23	 T22 - T25
---------	-------	----	------	--------	---	---	--	---

				ENGINE
2.6 quattro	Petrol	110	04/92-07/94	ABC

Engine	Information	S10	T10	T20 - T23	T22 - T25
All engines				7.1087 T20	

				ENGINE
2.8 E	Petrol	128	12/90-07/94	AAH

Engine	Information	S10	T10	T20 - T23	T22 - T25
All engines	COL:grey	7.0095			
All engines	COL:blue	7.0108			
All engines	COL:red	7.0111			
All engines				7.1087 T20	

				ENGINE
2.8 E quattro	Petrol	128	12/90-07/94	AAH

Engine	Information	S10	T10	T20 - T23	T22 - T25
All engines	COL:grey	7.0095			
All engines	COL:blue	7.0108			
All engines	COL:red	7.0111			
All engines				7.1087 T20	

200 II

				ENGINE
2.2 Turbo	Petrol	121	08/85-09/91	MC

Engine	Information	S10	T10	T20 - T23	T22 - T25
All engines	COL:brown	7.0008			
All engines	COL:white	7.0045			
All engines			7.6010	7.1087 T20	

				ENGINE
2.2 Turbo	Petrol	147	02/88-12/90	1B

Engine	Information	S10	T10	T20 - T23	T22 - T25
All engines	COL:brown	7.0008			
All engines	COL:white	7.0045			
All engines			7.6010	7.1087 T20	

				ENGINE
2.2 Turbo quattro	Petrol	147	02/88-11/90	1B

Engine	Information	S10	T10	T20 - T23	T22 - T25
All engines	COL:brown	7.0008			
All engines	COL:white	7.0045			
All engines			7.6010	7.1087 T20	

80 II

				ENGINE
1.3	Petrol	44	09/78-07/86	EP

Engine	Information	S10	T10	T20 - T23	T22 - T25
All engines	COL:white	7.0045			
All engines	COL:black	7.0046			
All engines	COL:blue	7.0108			
All engines			7.6010	7.1087 T20	

				ENGINE
1.6	Petrol	54	02/86-07/86	SA

Engine	Information	S10	T10	T20 - T23	T22 - T25
All engines	COL:white	7.0045			
All engines	COL:black	7.0046			
All engines	COL:blue	7.0108			
All engines			7.6010	7.1087 T20	

				ENGINE
1.6	Petrol	55	08/78-03/87	DT, JU

Engine	Information	S10	T10	T20 - T23	T22 - T25
All engines	COL:white	7.0045			
All engines	COL:black	7.0046			
All engines	COL:blue	7.0108			
All engines			7.6010	7.1087 T20	

S10 OIL PRESSURE WARNING LIGHT SWITCH	T10 REVERSING LIGHT SWITCH	T20 BRAKE LIGHT SWITCH
T22 SWITCH CLUTCH CONTROL (CRUISE CONTROL)	T23 SWITCH BRAKE ACTUATION (ENGINE TIMING)	T25 SWITCH CLUTCH CONTROL (ENGINE CONTROL)

FUNCTIONS ON THE VEHICLE

Vehicle	alim.	kW	Date	Engine	 S10	 T10	 T20 - T23	 T22 - T25
---------	-------	----	------	--------	---	---	--	---

				ENGINE
1.6 D	Diesel	40	08/80-08/86	JK

Engine	Information	S10	T10	T20 - T23	T22 - T25
All engines	COL:white	7.0045			
All engines	COL:black	7.0046			
All engines	COL:blue	7.0108			
All engines			7.6010	7.1087	T20

				ENGINE
1.6 TD	Diesel	51	08/81-05/86	CY

Engine	Information	S10	T10	T20 - T23	T22 - T25
All engines	COL:white	7.0045			
All engines	COL:black	7.0046			
All engines	COL:blue	7.0108			
All engines			7.6010	7.1087	T20

				ENGINE
1.8	Petrol	65	02/86-07/86	SF

Engine	Information	S10	T10	T20 - T23	T22 - T25
All engines	COL:white	7.0045			
All engines	COL:black	7.0046			
All engines	COL:blue	7.0108			
All engines			7.6010	7.1087	T20

				ENGINE
1.8	Petrol	66	01/83-08/86	DS

Engine	Information	S10	T10	T20 - T23	T22 - T25
All engines	COL:white	7.0045			
All engines	COL:black	7.0046			
All engines	COL:blue	7.0108			
All engines			7.6010	7.1087	T20

				ENGINE
1.8	Petrol	68	08/83-08/86	JN

Engine	Information	S10	T10	T20 - T23	T22 - T25
All engines	COL:white	7.0045			
All engines	COL:black	7.0046			
All engines	COL:blue	7.0108			
All engines			7.6010	7.1087	T20

				ENGINE
1.8 CC quattro	Petrol	66	08/84-08/86	JV

Engine	Information	S10	T10	T20 - T23	T22 - T25
All engines	COL:white	7.0045			
All engines	COL:black	7.0046			
All engines	COL:blue	7.0108			
All engines			7.6010	7.1087	T20

				ENGINE
1.8 CC quattro	Petrol	68	08/85-08/86	JN

Engine	Information	S10	T10	T20 - T23	T22 - T25
All engines	COL:white	7.0045			
All engines	COL:black	7.0046			
All engines	COL:blue	7.0108			
All engines			7.6010	7.1087	T20

				ENGINE
1.8 GTE	Petrol	81	08/85-07/86	PV

Engine	Information	S10	T10	T20 - T23	T22 - T25
All engines	COL:white	7.0045			
All engines	COL:black	7.0046			
All engines	COL:blue	7.0108			
All engines			7.6010	7.1087	T20

				ENGINE
1.8 GTE	Petrol	82	06/84-03/87	DZ, MU

Engine	Information	S10	T10	T20 - T23	T22 - T25
All engines	COL:white	7.0045			
All engines	COL:black	7.0046			
All engines	COL:blue	7.0108			

S10 OIL PRESSURE WARNING LIGHT SWITCH	T10 REVERSING LIGHT SWITCH	T20 BRAKE LIGHT SWITCH
T22 SWITCH CLUTCH CONTROL (CRUISE CONTROL)	T23 SWITCH BRAKE ACTUATION (ENGINE TIMING)	T25 SWITCH CLUTCH CONTROL (ENGINE CONTROL)

FUNCTIONS ON THE VEHICLE

Vehicle	alim.	kW	Date	Engine	 S10	 T10	 T20 - T23	 T22 - T25
---------	-------	----	------	--------	---	---	--	---

				ENGINE
1.8 GTE	Petrol	82	06/84-03/87	DZ, MU

Engine	Information	S10	T10	T20 - T23	T22 - T25
All engines			7.6010	7.1087	T20

				ENGINE
2.0	Petrol	85	10/83-09/84	HP, JS

Engine	Information	S10	T10	T20 - T23	T22 - T25
All engines	COL:white	7.0045			
All engines	COL:blue	7.0108			
All engines			7.6010	7.1087	T20

				ENGINE
2.0 quattro	Petrol	85	10/83-09/84	JS

Engine	Information	S10	T10	T20 - T23	T22 - T25
All engines	COL:white	7.0045			
All engines	COL:blue	7.0108			
All engines			7.6010	7.1087	T20

				ENGINE
1.4	Petrol	48	08/86-07/88	SE

Engine	Information	S10	T10	T20 - T23	T22 - T25
All engines	COL:white	7.0045			
All engines	COL:black	7.0046			
All engines	COL:grey	7.0095			
All engines	COL:blue	7.0108			
All engines				7.1087	T20

				ENGINE
1.6	Petrol	51	09/86-09/91	PP, RNA

Engine	Information	S10	T10	T20 - T23	T22 - T25
All engines	COL:white	7.0045			
All engines	COL:black	7.0046			
All engines	COL:grey	7.0095			
All engines	COL:blue	7.0108			
All engines				7.1087	T20

				ENGINE
1.6	Petrol	55	09/86-08/91	RN

Engine	Information	S10	T10	T20 - T23	T22 - T25
All engines	COL:white	7.0045			
All engines	COL:black	7.0046			
All engines	COL:grey	7.0095			
All engines	COL:blue	7.0108			
All engines				7.1087	T20

				ENGINE
1.6	Petrol	75	08/90-10/91	ABB

Engine	Information	S10	T10	T20 - T23	T22 - T25
All engines	COL:white	7.0045			
All engines	COL:black	7.0046			
All engines	COL:grey	7.0095			
All engines	COL:blue	7.0108			
All engines				7.1087	T20

				ENGINE
1.6 D	Diesel	40	02/87-07/89	JK





Engine	Information	S10	T10	T20 - T23	T22 - T25
All engines	COL:white	7.0045			
All engines	COL:black	7.0046			
All engines	COL:grey	7.0095			
All engines	COL:blue	7.0108			
All engines				7.1087	T20

				ENGINE
1.6 TD	Diesel	59	09/86-08/91	RA, SB

Engine	Information	S10	T10	T20 - T23	T22 - T25
All engines	COL:white	7.0045			
All engines	COL:black	7.0046			

S10 OIL PRESSURE WARNING LIGHT SWITCH	T10 REVERSING LIGHT SWITCH	T20 BRAKE LIGHT SWITCH
T22 SWITCH CLUTCH CONTROL (CRUISE CONTROL)	T23 SWITCH BRAKE ACTUATION (ENGINE TIMING)	T25 SWITCH CLUTCH CONTROL (ENGINE CONTROL)

FUNCTIONS ON THE VEHICLE

Vehicle	alim.	kW	Date	Engine	 S10	 T10	 T20 - T23	 T22 - T25
---------	-------	----	------	--------	---	---	--	---

				ENGINE
1.6 TD	Diesel	59	09/86-08/91	RA, SB

Engine	Information	S10	T10	T20 - T23	T22 - T25
All engines	COL:grey	7.0095			
All engines	COL:blue	7.0108			
All engines				7.1087	T20

				ENGINE
1.8	Petrol	55	10/86-01/90	RU

Engine	Information	S10	T10	T20 - T23	T22 - T25
All engines	COL:white	7.0045			
All engines	COL:black	7.0046			
All engines	COL:grey	7.0095			
All engines	COL:blue	7.0108			
All engines				7.1087	T20

				ENGINE
1.8	Petrol	83	09/86-07/88	SD

Engine	Information	S10	T10	T20 - T23	T22 - T25
All engines	COL:white	7.0045			
All engines	COL:black	7.0046			
All engines	COL:grey	7.0095			
All engines	COL:blue	7.0108			
All engines				7.1087	T20

				ENGINE
1.8 E	Petrol	82	06/86-08/91	DZ

Engine	Information	S10	T10	T20 - T23	T22 - T25
All engines	COL:white	7.0045			
All engines	COL:black	7.0046			
All engines	COL:grey	7.0095			
All engines	COL:blue	7.0108			
All engines				7.1087	T20

				ENGINE
1.8 E quattro	Petrol	82	09/86-08/91	DZ

Engine	Information	S10	T10	T20 - T23	T22 - T25
All engines	COL:white	7.0045			
All engines	COL:black	7.0046			
All engines	COL:grey	7.0095			
All engines	COL:blue	7.0108			
All engines				7.1087	T20

				ENGINE
1.8 quattro	Petrol	83	09/86-08/90	SD

Engine	Information	S10	T10	T20 - T23	T22 - T25
All engines	COL:white	7.0045			
All engines	COL:black	7.0046			
All engines	COL:grey	7.0095			
All engines	COL:blue	7.0108			
All engines				7.1087	T20

				ENGINE
1.8 S	Petrol	65	08/86-01/90	SF

Engine	Information	S10	T10	T20 - T23	T22 - T25
All engines	COL:white	7.0045			
All engines	COL:black	7.0046			
All engines	COL:grey	7.0095			
All engines	COL:blue	7.0108			
All engines				7.1087	T20

				ENGINE
1.8 S	Petrol	66	09/86-10/91	JN, JV, NE, PM

Engine	Information	S10	T10	T20 - T23	T22 - T25
All engines	COL:white	7.0045			
All engines	COL:black	7.0046			
All engines	COL:grey	7.0095			
All engines	COL:blue	7.0108			
All engines				7.1087	T20

S10 OIL PRESSURE WARNING LIGHT SWITCH	T10 REVERSING LIGHT SWITCH	T20 BRAKE LIGHT SWITCH
T22 SWITCH CLUTCH CONTROL (CRUISE CONTROL)	T23 SWITCH BRAKE ACTUATION (ENGINE TIMING)	T25 SWITCH CLUTCH CONTROL (ENGINE CONTROL)

FUNCTIONS ON THE VEHICLE

Vehicle	alim.	kW	Date	Engine	 S10	 T10	 T20 - T23	 T22 - T25
---------	-------	----	------	--------	---	---	--	---

ENGINE				
1.8 S quattro	Petrol	65	09/86-07/90	SF

Engine	Information	S10	T10	T20 - T23	T22 - T25
All engines	COL:white	7.0045			
All engines	COL:black	7.0046			
All engines	COL:grey	7.0095			
All engines	COL:blue	7.0108			
All engines				7.1087 T20	

ENGINE				
1.8 S quattro	Petrol	66	09/86-09/91	JN, NE, PM

Engine	Information	S10	T10	T20 - T23	T22 - T25
All engines	COL:white	7.0045			
All engines	COL:black	7.0046			
All engines	COL:grey	7.0095			
All engines	COL:blue	7.0108			
All engines				7.1087 T20	

ENGINE				
1.9 D	Diesel	50	08/89-08/91	1Y

Engine	Information	S10	T10	T20 - T23	T22 - T25
All engines	COL:white	7.0045			
All engines	COL:black	7.0046			
All engines	COL:grey	7.0095			
All engines	COL:blue	7.0108			
All engines				7.1087 T20	

ENGINE				
2.0	Petrol	82	10/90-08/91	AAD

Engine	Information	S10	T10	T20 - T23	T22 - T25
All engines	COL:white	7.0045			
All engines	COL:black	7.0046			
All engines	COL:grey	7.0095			
All engines	COL:blue	7.0108			
All engines				7.1087 T20	

ENGINE				
2.0 E	Petrol	83	08/88-10/90	3A

Engine	Information	S10	T10	T20 - T23	T22 - T25
All engines	COL:white	7.0045			
All engines	COL:black	7.0046			
All engines	COL:grey	7.0095			
All engines	COL:blue	7.0108			
All engines				7.1087 T20	

ENGINE				
2.0 E 16V	Petrol	101	03/90-09/91	6A

Engine	Information	S10	T10	T20 - T23	T22 - T25
All engines	COL:white	7.0045			
All engines	COL:black	7.0046			
All engines	COL:grey	7.0095			
All engines	COL:blue	7.0108			
All engines				7.1087 T20	

ENGINE				
2.0 E 16V quattro	Petrol	101	03/90-08/91	6A

Engine	Information	S10	T10	T20 - T23	T22 - T25
All engines	COL:white	7.0045			
All engines	COL:blue	7.0108			
All engines				7.1087 T20	

ENGINE				
2.0 E quattro	Petrol	83	08/88-09/90	3A

Engine	Information	S10	T10	T20 - T23	T22 - T25
All engines	COL:white	7.0045			
All engines	COL:black	7.0046			
All engines	COL:grey	7.0095			
All engines	COL:blue	7.0108			
All engines				7.1087 T20	

S10 OIL PRESSURE WARNING LIGHT SWITCH	T10 REVERSING LIGHT SWITCH	T20 BRAKE LIGHT SWITCH
T22 SWITCH CLUTCH CONTROL (CRUISE CONTROL)	T23 SWITCH BRAKE ACTUATION (ENGINE TIMING)	T25 SWITCH CLUTCH CONTROL (ENGINE CONTROL)

FUNCTIONS ON THE VEHICLE

Vehicle	alim.	kW	Date	Engine	 S10	 T10	 T20 - T23	 T22 - T25
---------	-------	----	------	--------	---	---	--	---

80 IV

				ENGINE
1.6	Petrol	52	09/91-12/94	ABM

Engine	Information	S10	T10	T20 - T23	T22 - T25
All engines	COL:white	7.0045			
All engines	COL:blue	7.0108			
All engines				7.1087 T20	

				ENGINE
1.6	Petrol	75	03/92-05/93	ABB

Engine	Information	S10	T10	T20 - T23	T22 - T25
All engines	COL:white	7.0045			
All engines	COL:blue	7.0108			
All engines				7.1087 T20	

				ENGINE
1.6 E	Petrol	74	06/93-01/96	ADA

Engine	Information	S10	T10	T20 - T23	T22 - T25
All engines	COL:white	7.0045			
All engines	COL:blue	7.0108			
All engines				7.1087 T20	

				ENGINE
1.9 TD	Diesel	55	09/91-12/94	AAZ

Engine	Information	S10	T10	T20 - T23	T22 - T25
All engines	COL:grey	7.0095			
All engines	COL:blue	7.0108			
All engines				7.1087 T20	

				ENGINE
1.9 TDI	Diesel	66	09/91-01/96	TZ

Engine	Information	S10	T10	T20 - T23	T22 - T25
All engines	COL:grey	7.0095			
All engines	COL:blue	7.0108			
All engines				7.1087 T20	

				ENGINE
2.0	Petrol	66	09/91-01/96	ABT

Engine	Information	S10	T10	T20 - T23	T22 - T25
All engines	COL:white	7.0045			
All engines	COL:blue	7.0108			
All engines				7.1087 T20	

				ENGINE
2.0 E	Petrol	85	09/91-01/96	ABK

Engine	Information	S10	T10	T20 - T23	T22 - T25
All engines	COL:white	7.0045			
All engines	COL:blue	7.0108			
All engines				7.1087 T20	

				ENGINE
2.0 E 16V	Petrol	101	09/91-07/92	6A

Engine	Information	S10	T10	T20 - T23	T22 - T25
All engines	COL:white	7.0045			
All engines	COL:blue	7.0108			
All engines				7.1087 T20	

				ENGINE
2.0 E 16V	Petrol	103	08/92-01/96	ACE





Engine	Information	S10	T10	T20 - T23	T22 - T25
All engines	COL:white	7.0045			
All engines	COL:blue	7.0108			
All engines				7.1087 T20	

				ENGINE
2.0 E quattro	Petrol	85	09/91-12/94	ABK

Engine	Information	S10	T10	T20 - T23	T22 - T25
All engines	COL:white	7.0045			
All engines	COL:blue	7.0108			
All engines				7.1087 T20	

S10 OIL PRESSURE WARNING LIGHT SWITCH	T10 REVERSING LIGHT SWITCH	T20 BRAKE LIGHT SWITCH
T22 SWITCH CLUTCH CONTROL (CRUISE CONTROL)	T23 SWITCH BRAKE ACTUATION (ENGINE TIMING)	T25 SWITCH CLUTCH CONTROL (ENGINE CONTROL)

FUNCTIONS ON THE VEHICLE

Vehicle	alim.	kW	Date	Engine	 S10	 T10	 T20 - T23	 T22 - T25
---------	-------	----	------	--------	---	---	--	---

				ENGINE
2.0 quattro	Petrol	79	11/93-01/96	ADW

Engine	Information	S10	T10	T20 - T23	T22 - T25
All engines	COL:white	7.0045			
All engines	COL:blue	7.0108			
All engines				7.1087	T20

				ENGINE
2.3 E	Petrol	98	09/91-01/96	NG

Engine	Information	S10	T10	T20 - T23	T22 - T25
All engines	COL:white	7.0045			
All engines	COL:blue	7.0108			
All engines				7.1087	T20

				ENGINE
2.6	Petrol	110	07/92-01/96	ABC

Engine	Information	S10	T10	T20 - T23	T22 - T25
All engines	COL:blue	7.0108			
All engines	COL:red	7.0111			
All engines				7.1087	T20

				ENGINE
2.6 E	Petrol	102	05/93-05/95	ACZ

Engine	Information	S10	T10	T20 - T23	T22 - T25
All engines	COL:blue	7.0108			
All engines	COL:red	7.0111			
All engines				7.1087	T20

				ENGINE
2.8	Petrol	128	09/91-01/96	AAH

Engine	Information	S10	T10	T20 - T23	T22 - T25
All engines	COL:blue	7.0108			
All engines	COL:red	7.0111			
All engines				7.1087	T20

				ENGINE
2.8 quattro	Petrol	128	09/91-12/94	AAH

Engine	Information	S10	T10	T20 - T23	T22 - T25
All engines	COL:blue	7.0108			
All engines	COL:red	7.0111			
All engines				7.1087	T20

				ENGINE
RS2 quattro	Petrol	232	03/94-05/95	ADU

Engine	Information	S10	T10	T20 - T23	T22 - T25
All engines		7.0045	7.6099	7.1087	T20

90 I

				ENGINE
1.6 TD	Diesel	51	10/85-01/87	CY

Engine	Information	S10	T10	T20 - T23	T22 - T25
All engines	COL:white	7.0045			
All engines	COL:black	7.0046			
All engines	COL:blue	7.0108			
All engines			7.6010	7.1087	T20

				ENGINE
1.8	Petrol	66	06/84-03/87	JN


Engine	Information	S10	T10	T20 - T23	T22 - T25
All engines	COL:white	7.0045			
All engines	COL:black	7.0046			
All engines	COL:blue	7.0108			
All engines			7.6010	7.1087	T20

				ENGINE
2.0	Petrol	81	10/84-03/87	JL

Engine	Information	S10	T10	T20 - T23	T22 - T25
All engines	COL:white	7.0045			
All engines	COL:blue	7.0108			
All engines				7.1087	T20

S10 OIL PRESSURE WARNING LIGHT SWITCH	T10 REVERSING LIGHT SWITCH	T20 BRAKE LIGHT SWITCH
T22 SWITCH CLUTCH CONTROL (CRUISE CONTROL)	T23 SWITCH BRAKE ACTUATION (ENGINE TIMING)	T25 SWITCH CLUTCH CONTROL (ENGINE CONTROL)

FUNCTIONS ON THE VEHICLE

Vehicle	alim.	kW	Date	Engine	 S10	 T10	 T20 - T23	 T22 - T25
ENGINE								
2.0	Petrol	83	03/86-03/87	SK				
Engine	Information			S10	T10	T20 - T23	T22 - T25	
All engines	COL:white			7.0045				
All engines	COL:blue			7.0108				
All engines					7.6010	7.1087	T20	
ENGINE								
2.0	Petrol	85	10/84-03/87	HP, JS				
Engine	Information			S10	T10	T20 - T23	T22 - T25	
All engines	COL:white			7.0045				
All engines	COL:blue			7.0108				
All engines					7.6010	7.1087	T20	
ENGINE								
2.0 quattro	Petrol	85	08/84-08/86	JS				
Engine	Information			S10	T10	T20 - T23	T22 - T25	
All engines	COL:white			7.0045				
All engines	COL:blue			7.0108				
All engines					7.6010	7.1087	T20	
ENGINE								
2.2	Petrol	100	10/84-03/87	HY, KV				
Engine	Information			S10	T10	T20 - T23	T22 - T25	
All engines	COL:white			7.0045				
All engines	COL:blue			7.0108				
All engines					7.6010	7.1087	T20	
ENGINE								
2.2	Petrol	85	01/85-03/87	KX				
Engine	Information			S10	T10	T20 - T23	T22 - T25	
All engines	COL:white			7.0045				
All engines	COL:blue			7.0108				
All engines					7.6010	7.1087	T20	
ENGINE								
2.2 E quattro	Petrol	100	11/84-03/87	KV				
Engine	Information			S10	T10	T20 - T23	T22 - T25	
All engines	COL:white			7.0045				
All engines	COL:blue			7.0108				
All engines					7.6010	7.1087	T20	
90 II								
ENGINE								
1.6 TD	Diesel	59	04/87-09/91	RA, SB				
Engine	Information			S10	T10	T20 - T23	T22 - T25	
All engines	COL:white			7.0045				
All engines	COL:black			7.0046				
All engines	COL:grey			7.0095				
All engines	COL:blue			7.0108				
All engines						7.1087	T20	
ENGINE								
2.0	Petrol	85	07/88-09/91	PS				
Engine	Information			S10	T10	T20 - T23	T22 - T25	
All engines	COL:white			7.0045				
All engines	COL:blue			7.0108				
All engines						7.1087	T20	
ENGINE								
2.0 20 V	Petrol	118	08/89-07/91	NM				
Engine	Information			S10	T10	T20 - T23	T22 - T25	
All engines	COL:white			7.0045				
All engines	COL:blue			7.0108				
All engines						7.1087	T20	
ENGINE								
2.0 20 V quattro	Petrol	118	08/88-09/91	NM				
Engine	Information			S10	T10	T20 - T23	T22 - T25	
All engines	COL:white			7.0045				
All engines	COL:blue			7.0108				

S10	OIL PRESSURE WARNING LIGHT SWITCH	T10	REVERSING LIGHT SWITCH	T20	BRAKE LIGHT SWITCH
T22	SWITCH CLUTCH CONTROL (CRUISE CONTROL)	T23	SWITCH BRAKE ACTUATION (ENGINE TIMING)	T25	SWITCH CLUTCH CONTROL (ENGINE CONTROL)

Vehicle	alim.	kW	Date	Engine	 S10	 T10	 T20 - T23	 T22 - T25
---------	-------	----	------	--------	---	---	--	---

				ENGINE
2.0 20 V quattro	Petrol	118	08/88-09/91	NM

Engine	Information	S10	T10	T20 - T23	T22 - T25
All engines				7.1087 T20	

				ENGINE
2.2 E	Petrol	100	04/87-07/91	KV

Engine	Information	S10	T10	T20 - T23	T22 - T25
All engines	COL:white	7.0045			
All engines	COL:blue	7.0108			
All engines				7.1087 T20	

				ENGINE
2.2 E quattro	Petrol	100	04/87-09/91	KV

Engine	Information	S10	T10	T20 - T23	T22 - T25
All engines	COL:white	7.0045			
All engines	COL:blue	7.0108			
All engines				7.1087 T20	

				ENGINE
2.3 E	Petrol	100	04/87-07/91	NG

Engine	Information	S10	T10	T20 - T23	T22 - T25
All engines	COL:white	7.0045			
All engines	COL:blue	7.0108			
All engines				7.1087 T20	

				ENGINE
2.3 E	Petrol	98	04/87-09/91	NG

Engine	Information	S10	T10	T20 - T23	T22 - T25
All engines	COL:white	7.0045			
All engines	COL:blue	7.0108			
All engines				7.1087 T20	

				ENGINE
2.3 E 20V	Petrol	123	04/90-07/91	7A

Engine	Information	S10	T10	T20 - T23	T22 - T25
All engines	COL:white	7.0045			
All engines	COL:blue	7.0108			
All engines				7.1087 T20	

				ENGINE
2.3 E 20V	Petrol	125	08/88-07/91	7A

Engine	Information	S10	T10	T20 - T23	T22 - T25
All engines	COL:white	7.0045			
All engines	COL:blue	7.0108			
All engines				7.1087 T20	

				ENGINE
2.3 E 20V quattro	Petrol	125	06/88-09/91	7A

Engine	Information	S10	T10	T20 - T23	T22 - T25
All engines	COL:white	7.0045			
All engines	COL:blue	7.0108			
All engines				7.1087 T20	

				ENGINE
2.3 E quattro	Petrol	98	04/87-09/91	NG

Engine	Information	S10	T10	T20 - T23	T22 - T25
All engines	COL:white	7.0045			
All engines	COL:blue	7.0108			
All engines				7.1087 T20	





A1

				ENGINE
1.0 30 TFSi	Petrol	85	07/18->	DKJA, DKRF

Engine	Information	S10	T10	T20 - T23	T22 - T25
All engines	COL:brown, Conn. nr. 2, without adapter		7.6266		
All engines	COL:black, Conn. nr. 4			7.1232 T20	
All engines					7.1311 T22

S10 OIL PRESSURE WARNING LIGHT SWITCH	T10 REVERSING LIGHT SWITCH	T20 BRAKE LIGHT SWITCH
T22 SWITCH CLUTCH CONTROL (CRUISE CONTROL)	T23 SWITCH BRAKE ACTUATION (ENGINE TIMING)	T25 SWITCH CLUTCH CONTROL (ENGINE CONTROL)


FUNCTIONS ON THE VEHICLE

Vehicle	alim.	kW	Date	Engine	 S10	 T10	 T20 - T23	 T22 - T25
ENGINE								
1.0 TFSI	Petrol	60	01/16-10/18	CHZE				
Engine	Information			S10	T10	T20 - T23	T22 - T25	
All engines	COL:brown, Conn. nr. 2, without adapter				7.6266			
All engines	COL:black, Conn. nr. 4					7.1232	T20	
All engines	Conn. nr. 5							7.1337 T22
ENGINE								
1.0 TFSI	Petrol	70	03/15-10/18	CHZB, DKLB				
Engine	Information			S10	T10	T20 - T23	T22 - T25	
All engines	COL:brown, Conn. nr. 2, without adapter				7.6266			
All engines	COL:black, Conn. nr. 4					7.1232	T20	
All engines	Conn. nr. 5							7.1337 T22
ENGINE								
1.2 TFSI	Petrol	63	05/10-04/15	CBZA				
Engine	Information			S10	T10	T20 - T23	T22 - T25	
All engines	COL:green, Conn. nr. 1, switch press. 0.3-0.6 bar, thread M10x1			7.0196				
All engines	COL:brown, Conn. nr. 2, without adapter				7.6266			
All engines	COL:black, Conn. nr. 4					7.1232	T20	
All engines	Conn. nr. 5							7.1309 T22
ENGINE								
1.4 TDI	Diesel	66	11/14-10/18	CUSB				
Engine	Information			S10	T10	T20 - T23	T22 - T25	
All engines	COL:black, Conn. nr. 2, thread M12x1.5, without adapter				7.6215			
All engines	COL:brown				7.6266			
All engines	COL:black, Conn. nr. 4					7.1232	T20	
All engines	Conn. nr. 5							7.1337 T22
ENGINE								
1.4 TFSI	Petrol	103	04/12-04/15	CPTA				
Engine	Information			S10	T10	T20 - T23	T22 - T25	
All engines	COL:green, Conn. nr. 1, spanner size 24, switch press. 0.3-0.6 bar, thread M10x1			7.0139				
All engines	COL:blue, Conn. nr. 1, switch press. 2.15-2.95 bar, thread M10x1			7.0192				
All engines	COL:brown, Conn. nr. 2, without adapter				7.6266			
All engines	COL:black, Conn. nr. 4					7.1232	T20	
All engines	Conn. nr. 5							7.1309 T22
ENGINE								
1.4 TFSI	Petrol	136	01/11-04/15	CAVG, CTHG, CTJA				
Engine	Information			S10	T10	T20 - T23	T22 - T25	
Eng. CAVG, CTHG	COL:green, Conn. nr. 1, switch press. 0.3-0.6 bar, thread M10x1			7.0196				
Eng. CAVG, CTHG	COL:black				7.6215			
Eng. CAVG, CTHG	COL:brown				7.6266			
All engines	COL:black, Conn. nr. 4					7.1232	T20	
Eng. CAVG, CTHG								7.1309 T22
ENGINE								
1.4 TFSI	Petrol	90	05/10-04/15	CAXA, CNVA				
Engine	Information			S10	T10	T20 - T23	T22 - T25	
All engines	COL:green, Conn. nr. 1, switch press. 0.3-0.6 bar, thread M10x1			7.0196				
All engines	COL:black, Conn. nr. 2, thread M12x1.5, without adapter				7.6215			
All engines	COL:black, Conn. nr. 4					7.1232	T20	
All engines	Conn. nr. 5							7.1309 T22
ENGINE								
1.4 TFSI	Petrol	92	11/14->	CZCA, CZDD				
Engine	Information			S10	T10	T20 - T23	T22 - T25	
All engines	COL:green, Conn. nr. 1, spanner size 24, switch press. 0.3-0.6 bar, thread M10x1			7.0139				
All engines	COL:blue, Conn. nr. 2, switch press. 2.15-2.95 bar, thread M10x1.0			7.0192				
Eng. CZDD	COL:black				7.6215			
All engines	COL:brown, Conn. nr. 2, without adapter				7.6266			
All engines	COL:black, Conn. nr. 4					7.1232	T20	
All engines	Conn. nr. 5							7.1337 T22

S10	OIL PRESSURE WARNING LIGHT SWITCH	T10	REVERSING LIGHT SWITCH	T20	BRAKE LIGHT SWITCH
T22	SWITCH CLUTCH CONTROL (CRUISE CONTROL)	T23	SWITCH BRAKE ACTUATION (ENGINE TIMING)	T25	SWITCH CLUTCH CONTROL (ENGINE CONTROL)

The present application list is a brief version. For the detailed information about the possibility of installation on a specific vehicle, please refer to our web-catalogue <http://catalogo.facet.eu/>

FUNCTIONS ON THE VEHICLE

Vehicle	alim.	kW	Date	Engine	 S10	 T10	 T20 - T23	 T22 - T25
---------	-------	----	------	--------	---	---	--	---

ENGINE				
1.4 TSI	Petrol	110	11/14-10/18	CZEA

Engine	Information	S10	T10	T20 - T23	T22 - T25
All engines	COL:green, Conn. nr. 1, spanner size 24, switch press. 0.3-0.6 bar, thread M10x1	7.0139			
All engines	COL:blue, Conn. nr. 2, switch press. 2.15-2.95 bar, thread M10x1.0	7.0192			
All engines	COL:brown, Conn. nr. 2, without adapter		7.6266		
All engines	COL:black, Conn. nr. 4			7.1232	T20
All engines	Conn. nr. 5				7.1337 T22

ENGINE				
1.6 Tdi	Diesel	66	03/11-04/15	CAYB

Engine	Information	S10	T10	T20 - T23	T22 - T25
All engines	COL:green, Conn. nr. 1, switch press. 0.3-0.6 bar, thread M10x1	7.0196			
All engines	COL:black, Conn. nr. 2, thread M12x1.5, without adapter		7.6215		
All engines	COL:black, Conn. nr. 4			7.1232	T20
All engines	Conn. nr. 5				7.1309 T22

ENGINE				
1.6 TDI	Diesel	77	05/10-04/15	CAVC

Engine	Information	S10	T10	T20 - T23	T22 - T25
All engines	COL:green, Conn. nr. 1, switch press. 0.3-0.6 bar, thread M10x1	7.0196			
All engines	COL:black, Conn. nr. 2, thread M12x1.5, without adapter		7.6215		
All engines	COL:black, Conn. nr. 4			7.1232	T20
All engines	Conn. nr. 5				7.1309 T22

ENGINE				
1.6 TDI	Diesel	85	11/14-10/18	CXMA

Engine	Information	S10	T10	T20 - T23	T22 - T25
All engines	COL:black, Conn. nr. 2, thread M12x1.5, without adapter		7.6215		
All engines	COL:black, Conn. nr. 4			7.1232	T20
All engines	Conn. nr. 5				7.1337 T22

ENGINE				
1.8 TFSI	Petrol	141	02/15-10/18	DAJB

Engine	Information	S10	T10	T20 - T23	T22 - T25
All engines	COL:brown, Conn. nr. 1, spanner size 24, switch press. 0.55-0.85 bar, thread M10x1.0	7.0132			
All engines	COL:blue, Conn. nr. 1, switch press. 2.15-2.95 bar, thread M10x1	7.0192			
All engines	COL:black		7.6215		
All engines	COL:brown		7.6266		
All engines	COL:black, Conn. nr. 4			7.1232	T20
All engines					7.1337 T22

ENGINE				
2.0 TDI	Diesel	100	05/12-04/15	CFHB

Engine	Information	S10	T10	T20 - T23	T22 - T25
All engines	COL:green, Conn. nr. 1, spanner size 24, switch press. 0.3-0.6 bar, thread M10x1	7.0139			
All engines	COL:brown, Conn. nr. 2, without adapter		7.6266		
All engines	COL:black, Conn. nr. 4			7.1232	T20
All engines	Conn. nr. 5				7.1309 T22

ENGINE				
2.0 TDI	Diesel	105	09/11-04/15	CFHD

Engine	Information	S10	T10	T20 - T23	T22 - T25
All engines	COL:green, Conn. nr. 1, spanner size 24, switch press. 0.3-0.6 bar, thread M10x1	7.0139			
All engines	COL:brown, Conn. nr. 2, without adapter		7.6266		
All engines	COL:black, Conn. nr. 4			7.1232	T20
All engines	Conn. nr. 5				7.1309 T22

ENGINE				
2.0 TFSI quattro	Petrol	188	03/12-11/12	CDLH

Engine	Information	S10	T10	T20 - T23	T22 - T25
All engines	COL:black, Conn. nr. 2, switch press. 1.2-1.6 bar, thread M10x1.0	7.0168			
All engines	COL:brown, Conn. nr. 2, without adapter		7.6266		
All engines	COL:black, Conn. nr. 4			7.1232	T20
All engines	Conn. nr. 5				7.1309 T22

S10 OIL PRESSURE WARNING LIGHT SWITCH	T10 REVERSING LIGHT SWITCH	T20 BRAKE LIGHT SWITCH
T22 SWITCH CLUTCH CONTROL (CRUISE CONTROL)	T23 SWITCH BRAKE ACTUATION (ENGINE TIMING)	T25 SWITCH CLUTCH CONTROL (ENGINE CONTROL)

FUNCTIONS ON THE VEHICLE

Vehicle	alim.	kW	Date	Engine	 S10	 T10	 T20 - T23	 T22 - T25
---------	-------	----	------	--------	---	---	--	---

				ENGINE
S1 quattro	Petrol	170	03/14-10/18	CWZA

Engine	Information	S10	T10	T20 - T23	T22 - T25
All engines	COL:brown, Conn. nr. 1, spanner size 24, switch press. 0.55-0.85 bar, thread M10x1.0	7.0132			
All engines	COL:blue, Conn. nr. 1, switch press. 2.15-2.95 bar, thread M10x1	7.0192			
All engines	COL:brown, Conn. nr. 2, without adapter		7.6266		
All engines	COL:black, Conn. nr. 4			7.1232 T20	
All engines	Conn. nr. 5				7.1337 T22

				ENGINE
1.2 TDI	Diesel	45	03/01-08/05	ANY

Engine	Information	S10	T10	T20 - T23	T22 - T25
All engines	COL:brown, Conn. nr. 1, spanner size 24, switch press. 0.55-0.85 bar, thread M10x1.0	7.0132			
All engines			7.6215		
All engines	Conn. nr. 4			7.1151 T20	
All engines	COL:green				7.1143 T22

				ENGINE
1.4	Petrol	55	02/00-08/05	AUA, BBY

Engine	Information	S10	T10	T20 - T23	T22 - T25
All engines	COL:green, Conn. nr. 1, spanner size 24, switch press. 0.3-0.6 bar, thread M10x1	7.0139			
All engines	COL:brown, Conn. nr. 2, without adapter		7.6266		
All engines	Conn. nr. 4			7.1151 T20	
All engines	COL:green				7.1143 T22

				ENGINE
1.4 TDI	Diesel	55	02/00-08/05	AMF, BHC

Engine	Information	S10	T10	T20 - T23	T22 - T25
All engines	COL:brown, Conn. nr. 1, spanner size 24, switch press. 0.55-0.85 bar, thread M10x1.0	7.0132			
All engines			7.6215		
All engines	Conn. nr. 4			7.1151 T20	
All engines	COL:green				7.1143 T22

				ENGINE
1.4 TDI	Diesel	66	11/03-08/05	ATL

Engine	Information	S10	T10	T20 - T23	T22 - T25
All engines	COL:brown, Conn. nr. 1, spanner size 24, switch press. 0.55-0.85 bar, thread M10x1.0	7.0132			
All engines			7.6215		
All engines	Conn. nr. 4			7.1151 T20	
All engines	COL:green				7.1143 T22

				ENGINE
1.6 FSI	Petrol	81	05/02-08/05	BAD

Engine	Information	S10	T10	T20 - T23	T22 - T25
All engines	COL:green, Conn. nr. 1, spanner size 24, switch press. 0.3-0.6 bar, thread M10x1	7.0139			
All engines	COL:brown, Conn. nr. 2, without adapter		7.6266		
All engines	Conn. nr. 4			7.1151 T20	
All engines	COL:green				7.1143 T22

				ENGINE
2.0 TFSi [ExtraEU]	Petrol	215	05/14-08/16	CYFB

Engine	Information	S10	T10	T20 - T23	T22 - T25
All engines	COL:brown, Conn. nr. 1, spanner size 24, switch press. 0.55-0.85 bar, thread M10x1.0	7.0132			
All engines	COL:blue, Conn. nr. 1, switch press. 2.15-2.95 bar, thread M10x1	7.0192			
All engines	COL:black, Conn. nr. 4			7.1232 T20	

				ENGINE
1.6	Petrol	74	09/96-05/03	AEH, AKL, APF

Engine	Information	S10	T10	T20 - T23	T22 - T25
Eng. AEH, AKL	-> 01/07/98, -> ch. 8L-W-150000, COL:black, Conn. nr. 1, spanner size 24, switch press. 1.2-1.6 bar, thread M10x1.0	7.0046			
All engines	01/08/98 ->, ch. 8L-X-000001 ->, COL:black, Conn. nr. 1, switch press. 1.2-1.6 bar, thread M10x1.0	7.0135			
All engines	man., with adapter		7.6193		

S10	OIL PRESSURE WARNING LIGHT SWITCH	T10	REVERSING LIGHT SWITCH	T20	BRAKE LIGHT SWITCH
T22	SWITCH CLUTCH CONTROL (CRUISE CONTROL)	T23	SWITCH BRAKE ACTUATION (ENGINE TIMING)	T25	SWITCH CLUTCH CONTROL (ENGINE CONTROL)

FUNCTIONS ON THE VEHICLE

Vehicle	alim.	kW	Date	Engine	 S10	 T10	 T20 - T23	 T22 - T25
---------	-------	----	------	--------	---	---	--	---

A3 I

				ENGINE
1.6	Petrol	74	09/96-05/03	AEH, AKL, APF

Engine	Information	S10	T10	T20 - T23	T22 - T25
All engines	-> 01/07/98, -> ch. 8LW200000, semiaut., spanner size 24, thread M20x1.5, without adapter		7.6205		
All engines	01/08/98 ->, ch. 8LX000001 ->, COL:black, Conn. nr. 2, semiaut., thread M12x1.5, without adapter		7.6215		
All engines	Conn. nr. 2			7.1055	T20
All engines	Conn. nr. 4			7.1151	T20
All engines	COL:green				7.1143 T22

				ENGINE
1.6	Petrol	75	08/00-05/03	AVU, BFQ

Engine	Information	S10	T10	T20 - T23	T22 - T25
All engines	COL:black, Conn. nr. 1, switch press. 1.2-1.6 bar, thread M10x1.0	7.0135			
All engines	ALU GEAR HOUSING, COL:black, Conn. nr. 2, thread M12x1.5, without adapter		7.6215		
All engines	COL:brown, Conn. nr. 2, MAG GEAR HOUSING, without adapter		7.6266		
All engines	Conn. nr. 4			7.1151	T20
All engines	COL:blue, Conn. nr. 4				7.1220 T22

				ENGINE
1.8	Petrol	92	09/96-05/03	AGN, APG

Engine	Information	S10	T10	T20 - T23	T22 - T25
Eng. AGN	-> 01/07/98, -> ch. 8LW150000, COL:black, Conn. nr. 1, spanner size 24, switch press. 1.2-1.6 bar, thread M10x1.0	7.0046			
All engines	01/08/98 ->, ch. 8LX000001 ->, COL:black, Conn. nr. 1, switch press. 1.2-1.6 bar, thread M10x1.0	7.0135			
All engines	man., with adapter		7.6193		
All engines	-> 01/07/98, -> ch. 8LW200000, semiaut., spanner size 24, thread M20x1.5, without adapter		7.6205		
All engines	01/08/98 ->, ALU GEAR HOUSING, ch. 8LX000001 ->, COL:black, Conn. nr. 2, semiaut., thread M12x1.5, without adapter		7.6215		
All engines	COL:brown, Conn. nr. 2, MAG GEAR HOUSING, without adapter		7.6266		
All engines	Conn. nr. 2			7.1055	T20
All engines	Conn. nr. 4			7.1151	T20
All engines	-> 01/12/00, -> ch. 8L1057000, COL:green				7.1143 T22
All engines	01/01/01 ->, ch. 8L1057001 ->, COL:blue, Conn. nr. 4				7.1220 T22

				ENGINE
1.8 T	Petrol	110	12/96-05/03	AGU, AQA, ARZ, AUM

Engine	Information	S10	T10	T20 - T23	T22 - T25
Eng. AGU	-> 01/07/98, -> ch. 8LW150000, COL:black, Conn. nr. 1, spanner size 24, switch press. 1.2-1.6 bar, thread M10x1.0	7.0046			
All engines	01/08/98 ->, ch. 8LX000001 ->, COL:black, Conn. nr. 1, switch press. 1.2-1.6 bar, thread M10x1.0	7.0135			
All engines	man., with adapter		7.6193		
All engines	-> 01/07/98, -> ch. 8LW200000, semiaut., spanner size 24, thread M20x1.5, without adapter		7.6205		
All engines	01/08/98 ->, ch. 8LX000001 ->, COL:black, Conn. nr. 2, semiaut., thread M12x1.5, without adapter		7.6215		
All engines	Conn. nr. 2			7.1055	T20
All engines	Conn. nr. 4			7.1151	T20
All engines	COL:green				7.1143 T22

				ENGINE
1.8 T	Petrol	132	12/98-05/03	AJQ, APP, ARY, AUQ

Engine	Information	S10	T10	T20 - T23	T22 - T25
All engines	COL:black, Conn. nr. 1, switch press. 1.2-1.6 bar, thread M10x1.0	7.0135			
All engines	with adapter		7.6193		
Eng. AJQ, APP, AUQ	Conn. nr. 2			7.1055	T20
All engines	Conn. nr. 4			7.1151	T20
Eng. AJQ, APP, AUQ	COL:green				7.1143 T22
Eng. ARY, AUQ	COL:blue, Conn. nr. 4				7.1220 T22

				ENGINE
1.8 T quattro	Petrol	110	12/96-05/03	AGU, AQA, ARX

Engine	Information	S10	T10	T20 - T23	T22 - T25
Eng. AGU	-> 01/07/98, -> ch. 8LW150000, COL:black, Conn. nr. 1, spanner size 24, switch press. 1.2-1.6 bar, thread M10x1.0	7.0046			

S10	OIL PRESSURE WARNING LIGHT SWITCH	T10	REVERSING LIGHT SWITCH	T20	BRAKE LIGHT SWITCH
T22	SWITCH CLUTCH CONTROL (CRUISE CONTROL)	T23	SWITCH BRAKE ACTUATION (ENGINE TIMING)	T25	SWITCH CLUTCH CONTROL (ENGINE CONTROL)

FUNCTIONS ON THE VEHICLE

Vehicle	alim.	kW	Date	Engine	 S10	 T10	 T20 - T23	 T22 - T25
---------	-------	----	------	--------	---	---	--	---

ENGINE				
1.8 T quattro	Petrol	110	12/96-05/03	AGU, AQA, ARX

Engine	Information	S10	T10	T20 - T23	T22 - T25
All engines	01/08/98 ->, ch. 8LX000001 ->, COL:black, Conn. nr. 1, switch press. 1.2-1.6 bar, thread M10x1.0	7.0135			
All engines	man., with adapter		7.6193		
All engines	-> 01/07/98, ->ch. 8LW200000, semiaut., spanner size 24, thread M20x1.5, without adapter		7.6205		
All engines	01/08/98 ->, ALU GEAR HOUSING, ch. 8LX000001 ->, COL:black, Conn. nr. 2, semiaut., thread M12x1.5, without adapter		7.6215		
All engines	COL:brown, Conn. nr. 2, MAG GEAR HOUSING, without adapter		7.6266		
All engines	Conn. nr. 2			7.1055 T20	
All engines	Conn. nr. 4			7.1151 T20	
All engines	-> 01/12/00, COL:green				7.1143 T22
All engines	01/01/01 ->, COL:blue, Conn. nr. 4				7.1220 T22

ENGINE				
1.8 T quattro	Petrol	132	10/98-05/03	AJQ, ARY

Engine	Information	S10	T10	T20 - T23	T22 - T25
All engines	COL:black, Conn. nr. 1, switch press. 1.2-1.6 bar, thread M10x1.0	7.0135			
All engines	-> 01/12/00, man., with adapter		7.6193		
All engines	-> 01/12/00, 01/01/01 ->, ALU GEAR HOUSING, COL:black, Conn. nr. 2, semiaut., thread M12x1.5, without adapter		7.6215		
All engines	01/01/01 ->, COL:brown, Conn. nr. 2, MAG GEAR HOUSING, without adapter		7.6266		
All engines	Conn. nr. 2			7.1055 T20	
All engines	Conn. nr. 4			7.1151 T20	
All engines	-> 01/12/00, COL:green				7.1143 T22
All engines	01/01/01 ->, COL:blue, Conn. nr. 4				7.1220 T22

ENGINE				
1.9 TDI	Diesel	66	09/96-07/01	AGR, ALH

Engine	Information	S10	T10	T20 - T23	T22 - T25
All engines	-> 01/07/97, -> 01/07/98, ->ch. 8LV150000, ->ch. 8LW150000, 01/08/97 ->, ch. 8LW000001 ->, COL:brown, COL:grey, Conn. nr. 1, spanner size 24, switch press. 0.55/0.85 bar, switch press. 0.9 bar, thread M10x1.0, thread M14x1.5	7.0095			
All engines	01/08/98 ->, ch. 8LX000001 ->, COL:brown, Conn. nr. 1, spanner size 24, switch press. 0.55-0.85 bar, thread M10x1.0	7.0132			
All engines	man., with adapter		7.6193		
All engines	-> 01/07/98, ->ch. 8LW200000, semiaut., spanner size 24, thread M20x1.5, without adapter		7.6205		
All engines	01/08/98 ->, ALU GEAR HOUSING, ch. 8LX000001 ->, COL:black, Conn. nr. 2, semiaut., thread M12x1.5, without adapter		7.6215		
All engines	COL:brown, Conn. nr. 2, MAG GEAR HOUSING, without adapter		7.6266		
All engines	Conn. nr. 2			7.1055 T20	
All engines	Conn. nr. 4			7.1151 T20	
All engines	-> 01/12/00, COL:green				7.1143 T22
All engines	01/01/01 ->, COL:blue, Conn. nr. 4				7.1220 T22

ENGINE				
1.9 TDI	Diesel	74	10/00-05/03	ATD, AXR



Engine	Information	S10	T10	T20 - T23	T22 - T25
All engines	COL:brown, Conn. nr. 1, spanner size 24, switch press. 0.55-0.85 bar, thread M10x1.0	7.0132			
All engines	ALU GEAR HOUSING, COL:black, Conn. nr. 2, thread M12x1.5, without adapter		7.6215		
All engines	COL:brown, Conn. nr. 2, MAG GEAR HOUSING, without adapter		7.6266		
All engines	Conn. nr. 4			7.1151 T20	
All engines	COL:blue, Conn. nr. 4				7.1220 T22

ENGINE				
1.9 TDI	Diesel	81	08/97-07/01	AHF, ASV

Engine	Information	S10	T10	T20 - T23	T22 - T25
Eng. AHF	-> 01/07/97, -> 01/07/98, ->ch. 8LV150000, ->ch. 8LW150000, 01/08/97 ->, ch. 8LW000001 ->, COL:brown, COL:grey, Conn. nr. 1, spanner size 24, switch press. 0.55/0.85 bar, switch press. 0.9 bar, thread M10x1.0, thread M14x1.5	7.0095			
All engines	01/08/98 ->, ch. 8LX000001 ->, COL:brown, Conn. nr. 1, spanner size 24, switch press. 0.55-0.85 bar, thread M10x1.0	7.0132			
All engines	man., with adapter		7.6193		

S10 OIL PRESSURE WARNING LIGHT SWITCH	T10 REVERSING LIGHT SWITCH	T20 BRAKE LIGHT SWITCH
T22 SWITCH CLUTCH CONTROL (CRUISE CONTROL)	T23 SWITCH BRAKE ACTUATION (ENGINE TIMING)	T25 SWITCH CLUTCH CONTROL (ENGINE CONTROL)

FUNCTIONS ON THE VEHICLE

Vehicle	alim.	kW	Date	Engine	 S10	 T10	 T20 - T23	 T22 - T25
---------	-------	----	------	--------	---	---	--	---

				ENGINE
1.9 TDI	Diesel	81	08/97-07/01	AHF, ASV

Engine	Information	S10	T10	T20 - T23	T22 - T25
All engines	-> 01/07/98, -> ch. 8LW200000, semiaut., spanner size 24, thread M20x1.5, without adapter		7.6205		
All engines	01/08/98 ->, ALU GEAR HOUSING, ch. 8LX000001 ->, COL:black, Conn. nr. 2, semiaut., thread M12x1.5, without adapter		7.6215		
All engines	COL:brown, Conn. nr. 2, MAG GEAR HOUSING, without adapter		7.6266		
All engines	Conn. nr. 2			7.1055 T20	
All engines	Conn. nr. 4			7.1151 T20	
All engines	-> 01/12/00, COL:green				7.1143 T22
All engines	01/01/01 ->, COL:blue, Conn. nr. 4				7.1220 T22

				ENGINE
1.9 TDI	Diesel	96	08/00-05/03	ASZ

Engine	Information	S10	T10	T20 - T23	T22 - T25
All engines	COL:brown, Conn. nr. 1, spanner size 24, switch press. 0.55-0.85 bar, thread M10x1.0	7.0132			
All engines	ALU GEAR HOUSING, COL:black, Conn. nr. 2, thread M12x1.5, without adapter		7.6215		
All engines	COL:brown, Conn. nr. 2, MAG GEAR HOUSING, without adapter		7.6266		
All engines	Conn. nr. 4			7.1151 T20	
All engines	COL:blue, Conn. nr. 4				7.1220 T22

				ENGINE
1.9 TDI quattro	Diesel	96	08/00-05/03	ASZ

Engine	Information	S10	T10	T20 - T23	T22 - T25
All engines	COL:brown, Conn. nr. 1, spanner size 24, switch press. 0.55-0.85 bar, thread M10x1.0	7.0132			
All engines	ALU GEAR HOUSING, COL:black, Conn. nr. 2, thread M12x1.5, without adapter		7.6215		
All engines	COL:brown, Conn. nr. 2, MAG GEAR HOUSING, without adapter		7.6266		
All engines	Conn. nr. 4			7.1151 T20	
All engines	COL:blue, Conn. nr. 4				7.1220 T22

				ENGINE
S3 quattro	Petrol	154	03/99-04/02	AMK, APY, AUL

Engine	Information	S10	T10	T20 - T23	T22 - T25
All engines	COL:black, Conn. nr. 1, switch press. 1.2-1.6 bar, thread M10x1.0	7.0135			
All engines	-> 01/12/00, with adapter		7.6193		
All engines	01/01/01 ->, ALU GEAR HOUSING, COL:black, Conn. nr. 2, thread M12x1.5, without adapter		7.6215		
All engines	01/01/01 ->, COL:brown, Conn. nr. 2, MAG GEAR HOUSING, without adapter		7.6266		
All engines	Conn. nr. 2			7.1055 T20	
All engines	Conn. nr. 4			7.1151 T20	
All engines	-> 01/12/00, COL:green				7.1143 T22
All engines	01/01/01 ->, COL:blue, Conn. nr. 4				7.1220 T22

				ENGINE
S3 quattro	Petrol	165	10/01-05/03	BAM

Engine	Information	S10	T10	T20 - T23	T22 - T25
All engines	COL:black, Conn. nr. 1, switch press. 1.2-1.6 bar, thread M10x1.0	7.0135			
All engines	ALU GEAR HOUSING, COL:black, Conn. nr. 2, thread M12x1.5, without adapter		7.6215		
All engines	COL:brown, Conn. nr. 2, MAG GEAR HOUSING, without adapter		7.6266		
All engines	Conn. nr. 4			7.1151 T20	
All engines	COL:blue, Conn. nr. 4				7.1220 T22

A3 II

				ENGINE
1.2 TFSI	Petrol	77	03/10-05/13	CBZB

Engine	Information	S10	T10	T20 - T23	T22 - T25
All engines	COL:green, Conn. nr. 1, switch press. 0.3-0.6 bar, thread M10x1	7.0196			
All engines	COL:brown, Conn. nr. 2, without adapter		7.6266		
All engines	COL:black, Conn. nr. 4			7.1232 T20	
All engines					7.1309 T22

S10	OIL PRESSURE WARNING LIGHT SWITCH	T10	REVERSING LIGHT SWITCH	T20	BRAKE LIGHT SWITCH
T22	SWITCH CLUTCH CONTROL (CRUISE CONTROL)	T23	SWITCH BRAKE ACTUATION (ENGINE TIMING)	T25	SWITCH CLUTCH CONTROL (ENGINE CONTROL)

FUNCTIONS ON THE VEHICLE

Vehicle	alim.	kW	Date	Engine	 S10	 T10	 T20 - T23	 T22 - T25
---------	-------	----	------	--------	---	---	--	---

				ENGINE
1.2 TSI	Petrol	77	04/10-08/12	CBZB

Engine	Information	S10	T10	T20 - T23	T22 - T25
All engines	COL:green, Conn. nr. 1, switch press. 0.3-0.6 bar, thread M10x1	7.0196			
All engines	COL:brown, Conn. nr. 2, without adapter		7.6266		
All engines	COL:black, Conn. nr. 4			7.1232 T20	
All engines					7.1309 T22

				ENGINE
1.4 TFSI	Petrol	92	09/07-05/13	CAXC, CMSA

Engine	Information	S10	T10	T20 - T23	T22 - T25
All engines	COL:green, Conn. nr. 1, spanner size 24, switch press. 0.3-0.6 bar, thread M10x1	7.0139			
All engines	COL:green, Conn. nr. 1, switch press. 0.3-0.6 bar, thread M10x1	7.0196			
All engines	COL:brown, Conn. nr. 2, without adapter		7.6266		
All engines	COL:black, Conn. nr. 4			7.1232 T20	
All engines	Conn. nr. 5				7.1309 T22

				ENGINE
1.6	Petrol	75	05/03-08/12	BGU, BSE, BSF

Engine	Information	S10	T10	T20 - T23	T22 - T25
All engines	COL:black, Conn. nr. 1, switch press. 1.2-1.6 bar, thread M10x1.0	7.0135			
All engines	COL:brown, Conn. nr. 2, without adapter		7.6266		
All engines	COL:black, Conn. nr. 4			7.1232 T20	
All engines					7.1309 T22

				ENGINE
1.6 E-Power	Petrol/ Ethanol	75	01/11-08/12	CCSA, CMXA

Engine	Information	S10	T10	T20 - T23	T22 - T25
All engines	COL:black, Conn. nr. 1, switch press. 1.2-1.6 bar, thread M10x1.0	7.0135			
All engines	COL:brown, Conn. nr. 2, without adapter		7.6266		
All engines	COL:black, Conn. nr. 4			7.1232 T20	
All engines	Conn. nr. 5				7.1309 T22

				ENGINE
1.6 FSI	Petrol	85	08/03-09/07	BAG, BLF, BLP

Engine	Information	S10	T10	T20 - T23	T22 - T25
All engines	COL:green, Conn. nr. 1, spanner size 24, switch press. 0.3-0.6 bar, thread M10x1	7.0139			
All engines	COL:brown, Conn. nr. 2, without adapter		7.6266		
All engines	COL:black, Conn. nr. 4			7.1232 T20	
All engines					7.1309 T22

				ENGINE
1.6 TDI	Diesel	66	05/09-08/12	CAYB

Engine	Information	S10	T10	T20 - T23	T22 - T25
All engines	COL:green, Conn. nr. 1, switch press. 0.3-0.6 bar, thread M10x1	7.0196			
All engines	COL:black, Conn. nr. 2, thread M12x1.5, without adapter		7.6215		
All engines	COL:black, Conn. nr. 4			7.1232 T20	
All engines					7.1309 T22

				ENGINE
1.6 TDI	Diesel	77	05/09-05/13	CAYC





Engine	Information	S10	T10	T20 - T23	T22 - T25
All engines	COL:brown, Conn. nr. 1, spanner size 24, switch press. 0.55-0.85 bar, thread M10x1.0	7.0132			
All engines	COL:green, Conn. nr. 1, switch press. 0.3-0.6 bar, thread M10x1	7.0196			
All engines	COL:black, Conn. nr. 2, thread M12x1.5, without adapter		7.6215		
All engines	COL:black, Conn. nr. 4			7.1232 T20	
All engines					7.1309 T22

				ENGINE
1.8 TFSI	Petrol	118	11/06-05/13	BYT, BZB, CDAA

Engine	Information	S10	T10	T20 - T23	T22 - T25
Eng. CDAA	COL:brown, Conn. nr. 1, spanner size 24, switch press. 0.55-0.85 bar, thread M10x1.0	7.0132			
All engines	COL:black, Conn. nr. 1, switch press. 1.2-1.6 bar, thread M10x1.0	7.0135			
Eng. CDAA	COL:blue, Conn. nr. 2, switch press. 2.15-2.95 bar, thread M10x1.0	7.0192			

S10 OIL PRESSURE WARNING LIGHT SWITCH	T10 REVERSING LIGHT SWITCH	T20 BRAKE LIGHT SWITCH
T22 SWITCH CLUTCH CONTROL (CRUISE CONTROL)	T23 SWITCH BRAKE ACTUATION (ENGINE TIMING)	T25 SWITCH CLUTCH CONTROL (ENGINE CONTROL)

FUNCTIONS ON THE VEHICLE

Vehicle	alim.	kW	Date	Engine	 S10	 T10	 T20 - T23	 T22 - T25
---------	-------	----	------	--------	---	---	--	---

ENGINE				
1.8 TFSI	Petrol	118	11/06-05/13	BYT, BZB, CDA

Engine	Information	S10	T10	T20 - T23	T22 - T25
All engines	COL:black, Conn. nr. 2, thread M12x1.5, without adapter		7.6215		
All engines	COL:black, Conn. nr. 4			7.1232 T20	
All engines					7.1309 T22

ENGINE				
1.8 TFSI quattro	Petrol	118	07/08-08/12	CDA

Engine	Information	S10	T10	T20 - T23	T22 - T25
All engines	COL:brown, Conn. nr. 1, spanner size 24, switch press. 0.55-0.85 bar, thread M10x1.0	7.0132			
All engines	COL:black, Conn. nr. 2, thread M12x1.5, without adapter		7.6215		
All engines	COL:black, Conn. nr. 4			7.1232 T20	
All engines					7.1309 T22

ENGINE				
1.9 TDI	Diesel	77	05/03-05/10	BKC, BLS, BXE

Engine	Information	S10	T10	T20 - T23	T22 - T25
All engines	COL:brown, Conn. nr. 1, spanner size 24, switch press. 0.55-0.85 bar, thread M10x1.0	7.0132			
All engines	COL:black, Conn. nr. 2, thread M12x1.5, without adapter		7.6215		
All engines	COL:black, Conn. nr. 4			7.1232 T20	
All engines					7.1309 T22

ENGINE				
2.0 FSI	Petrol	110	05/03-06/08	AXW, BLR, BLX, BLY, BMB, BVY, BVZ

Engine	Information	S10	T10	T20 - T23	T22 - T25
All engines	-> 01/12/04, COL:black, Conn. nr. 1, switch press. 1.2/1.6 bar, thread M10x1.0	7.0159			
All engines	01/01/05 ->, COL:black, Conn. nr. 2, switch press. 1.2-1.6 bar, thread M10x1.0	7.0168			
All engines	COL:black, Conn. nr. 2, thread M12x1.5, without adapter		7.6215		
All engines	COL:black, Conn. nr. 4			7.1232 T20	
All engines					7.1309 T22

ENGINE				
2.0 TDI	Diesel	100	05/03-05/13	AZV, CBAA, CFFA

Engine	Information	S10	T10	T20 - T23	T22 - T25
All engines	COL:brown, Conn. nr. 1, spanner size 24, switch press. 0.55-0.85 bar, thread M10x1.0	7.0132			
Eng. CBAA	COL:black, Conn. nr. 2, thread M12x1.5, without adapter		7.6215		
All engines	COL:brown, Conn. nr. 2, without adapter		7.6266		
All engines	COL:black, Conn. nr. 4			7.1232 T20	
All engines					7.1309 T22

ENGINE				
2.0 TDI	Diesel	103	06/05-05/13	BMM, CBAB, CFFB

Engine	Information	S10	T10	T20 - T23	T22 - T25
All engines	COL:brown, Conn. nr. 1, spanner size 24, switch press. 0.55-0.85 bar, thread M10x1.0	7.0132			
All engines	COL:brown, Conn. nr. 2, without adapter		7.6266		
All engines	COL:black, Conn. nr. 4			7.1232 T20	
All engines					7.1309 T22

ENGINE				
2.0 TDI	Diesel	120	06/06-06/08	BUY

Engine	Information	S10	T10	T20 - T23	T22 - T25
All engines	COL:brown, Conn. nr. 1, spanner size 24, switch press. 0.55-0.85 bar, thread M10x1.0	7.0132			
All engines	COL:brown, Conn. nr. 2, without adapter		7.6266		
All engines	COL:black, Conn. nr. 4			7.1232 T20	
All engines					7.1309 T22

ENGINE				
2.0 TDI	Diesel	125	03/06-08/12	BMN, CBBB, CFFB

Engine	Information	S10	T10	T20 - T23	T22 - T25
All engines	COL:brown, Conn. nr. 1, spanner size 24, switch press. 0.55-0.85 bar, thread M10x1.0	7.0132			
All engines	COL:brown, Conn. nr. 2, without adapter		7.6266		
All engines	COL:black, Conn. nr. 4			7.1232 T20	
All engines					7.1309 T22

S10	OIL PRESSURE WARNING LIGHT SWITCH	T10	REVERSING LIGHT SWITCH	T20	BRAKE LIGHT SWITCH
T22	SWITCH CLUTCH CONTROL (CRUISE CONTROL)	T23	SWITCH BRAKE ACTUATION (ENGINE TIMING)	T25	SWITCH CLUTCH CONTROL (ENGINE CONTROL)

FUNCTIONS ON THE VEHICLE

Vehicle	alim.	kW	Date	Engine	 S10	 T10	 T20 - T23	 T22 - T25
---------	-------	----	------	--------	---	---	--	---

ENGINE				
2.0 TDI 16V	Diesel	103	05/03-08/12	BKD, CBAB, CFFB, CLJA

Engine	Information	S10	T10	T20 - T23	T22 - T25
All engines	COL:brown, Conn. nr. 1, spanner size 24, switch press. 0.55-0.85 bar, thread M10x1.0	7.0132			
All engines	COL:green, Conn. nr. 1, switch press. 0.3-0.6 bar, thread M10x1	7.0196			
All engines	COL:brown, Conn. nr. 2, without adapter		7.6266		
All engines	-> 01/09/05 -> ch. 6A094000, -> ch. 6B009600, COL:black, Conn. nr. 4			7.1228 T20	
All engines	01/10/05 -> ch. 6A094001 -> ch. 6B009601 ->, Conn. nr. 4, thread M12x1.5			7.1229 T20	
All engines	Conn. nr. 5				7.1309 T22

ENGINE				
2.0 TDI 16V quattro	Diesel	103	08/04-08/12	BKD, CBAB, CFFB

Engine	Information	S10	T10	T20 - T23	T22 - T25
All engines	COL:brown, Conn. nr. 1, spanner size 24, switch press. 0.55-0.85 bar, thread M10x1.0	7.0132			
Eng. BKD	COL:black, Conn. nr. 2, thread M12x1.5, without adapter		7.6215		
Eng. CBAB, CFFB	COL:brown, Conn. nr. 2, without adapter		7.6266		
All engines	COL:black, Conn. nr. 4			7.1232 T20	
All engines					7.1309 T22

ENGINE				
2.0 TDI quattro	Diesel	100	05/03-06/08	AZV

Engine	Information	S10	T10	T20 - T23	T22 - T25
All engines		7.0132	7.6266		7.1309 T22
All engines	-> ch. 8P-6A094 000, -> ch. 8P-6B009 600, LHD			7.1228 T20	
All engines	-> ch. 8P-6A094 000, -> ch. 8P-6B009 600, RHD			7.1229 T20	
All engines	ch. 8P-6A094 001 ->, ch. 8P-6B009 601 ->			7.1232 T20	

ENGINE				
2.0 TDI quattro	Diesel	103	01/06-06/08	BMM

Engine	Information	S10	T10	T20 - T23	T22 - T25
All engines	COL:brown, Conn. nr. 1, spanner size 24, switch press. 0.55-0.85 bar, thread M10x1.0	7.0132			
All engines	COL:brown, Conn. nr. 2, without adapter		7.6266		
All engines	COL:black, Conn. nr. 4			7.1232 T20	
All engines					7.1309 T22

ENGINE				
2.0 TDI quattro	Diesel	125	03/06-08/12	BMN, CBBB, CFGB

Engine	Information	S10	T10	T20 - T23	T22 - T25
Eng. BMN, CBBB	COL:brown, Conn. nr. 1, spanner size 24, switch press. 0.55-0.85 bar, thread M10x1.0	7.0132			
Eng. CFGB	COL:green, Conn. nr. 1, switch press. 0.3-0.6 bar, thread M10x1	7.0196			
All engines	COL:brown, Conn. nr. 2, without adapter		7.6266		
All engines	COL:black, Conn. nr. 4			7.1232 T20	
All engines					7.1309 T22

ENGINE				
2.0 TFSI	Petrol	147	09/04-05/13	AXX, BWA, CAWB, CCZA



Engine	Information	S10	T10	T20 - T23	T22 - T25
Eng. CCZA	COL:brown, Conn. nr. 1, spanner size 24, switch press. 0.55-0.85 bar, thread M10x1.0	7.0132			
Eng. CAWB	COL:black, Conn. nr. 1, switch press. 1.2-1.6 bar, thread M10x1.0	7.0135			
Eng. AXX	-> 01/12/04, COL:black, Conn. nr. 1, switch press. 1.2/1.6 bar, thread M10x1.0	7.0159			
Eng. AXX, BWA	01/01/05 ->, COL:black, Conn. nr. 2, switch press. 1.2-1.6 bar, thread M10x1.0	7.0168			
Eng. CCZA	COL:blue, Conn. nr. 2, switch press. 2.15-2.95 bar, thread M10x1.0	7.0192			
All engines	COL:brown, Conn. nr. 2, without adapter		7.6266		
All engines	COL:black, Conn. nr. 4			7.1232 T20	
All engines					7.1309 T22

ENGINE				
2.0 TFSI quattro	Petrol	147	09/04-08/12	AXX, BWA, CCTA, CCZA

Engine	Information	S10	T10	T20 - T23	T22 - T25
Eng. AXX, BWA, CCZA	COL:brown, Conn. nr. 1, spanner size 24, switch press. 0.55-0.85 bar, thread M10x1.0	7.0132			
Eng. CCTA		7.0135			
Eng. AXX, BWA, CCZA	COL:black, Conn. nr. 2, switch press. 1.2-1.6 bar, thread M10x1.0	7.0168			
Eng. AXX, BWA, CCZA	COL:blue, switch press. 2.15/2.95 bar	7.0192			

S10 OIL PRESSURE WARNING LIGHT SWITCH	T10 REVERSING LIGHT SWITCH	T20 BRAKE LIGHT SWITCH
T22 SWITCH CLUTCH CONTROL (CRUISE CONTROL)	T23 SWITCH BRAKE ACTUATION (ENGINE TIMING)	T25 SWITCH CLUTCH CONTROL (ENGINE CONTROL)

FUNCTIONS ON THE VEHICLE

Vehicle	alim.	kW	Date	Engine	 S10	 T10	 T20 - T23	 T22 - T25
---------	-------	----	------	--------	---	---	--	---

ENGINE				
2.0 TFSI quattro	Petrol	147	09/04-08/12	AXX, BWA, CCTA, CCZA

Engine	Information	S10	T10	T20 - T23	T22 - T25
All engines	COL: brown, Conn. nr. 2, without adapter		7.6266		
All engines	COL: black, Conn. nr. 4			7.1232 T20	
All engines					7.1309 T22

ENGINE				
3.2 V6 quattro	Petrol	184	07/03-05/09	BDB, BMJ, BUB

Engine	Information	S10	T10	T20 - T23	T22 - T25
All engines	COL: grey, Conn. nr. 1, spanner size 24, switch press. 0.75-1.05 bar, thread M10x1.0	7.0134			
Eng. BDB, BMJ	COL: black, Conn. nr. 2, thread M12x1.5, without adapter		7.6215		
Eng. BUB	COL: brown, Conn. nr. 2, without adapter		7.6266		
All engines	COL: black, Conn. nr. 4			7.1232 T20	
All engines					7.1309 T22

ENGINE				
S3 quattro	Petrol	188	02/07-08/12	BZC, CDLC

Engine	Information	S10	T10	T20 - T23	T22 - T25
All engines	COL: black, Conn. nr. 2, switch press. 1.2-1.6 bar, thread M10x1.0	7.0168			
All engines	COL: black, Conn. nr. 2, thread M12x1.5, without adapter		7.6215		
All engines	COL: black, Conn. nr. 4			7.1232 T20	
All engines					7.1309 T22

ENGINE				
S3 quattro	Petrol	195	11/06-08/12	BHZ, CDLA

Engine	Information	S10	T10	T20 - T23	T22 - T25
All engines	COL: black, Conn. nr. 2, switch press. 1.2-1.6 bar, thread M10x1.0	7.0168			
All engines	COL: black, Conn. nr. 2, thread M12x1.5, without adapter		7.6215		
All engines	COL: black, Conn. nr. 4			7.1232 T20	
All engines					7.1309 T22

A3 II SPORTBACK

ENGINE				
1.2 TSI	Petrol	77	04/10-03/13	CBZB

Engine	Information	S10	T10	T20 - T23	T22 - T25
All engines	COL: green, Conn. nr. 1, switch press. 0.3-0.6 bar, thread M10x1	7.0196			
All engines	COL: brown, Conn. nr. 2, without adapter		7.6266		
All engines	COL: black, Conn. nr. 4			7.1232 T20	
All engines					7.1309 T22

ENGINE				
1.4 TFSI	Petrol	92	09/07-03/13	CAXC, CMSA

Engine	Information	S10	T10	T20 - T23	T22 - T25
All engines	COL: green, Conn. nr. 1, spanner size 24, switch press. 0.3-0.6 bar, thread M10x1	7.0139			
All engines	COL: green, Conn. nr. 1, switch press. 0.3-0.6 bar, thread M10x1	7.0196			
All engines	COL: brown, Conn. nr. 2, without adapter		7.6266		
All engines	COL: black, Conn. nr. 4			7.1232 T20	
All engines	Conn. nr. 5				7.1309 T22

ENGINE				
1.6	Petrol	75	09/04-03/13	BGU, BSE, BSF

Engine	Information	S10	T10	T20 - T23	T22 - T25
All engines	COL: black, Conn. nr. 1, switch press. 1.2-1.6 bar, thread M10x1.0	7.0135			
All engines	COL: brown, Conn. nr. 2, without adapter		7.6266		
All engines	COL: black, Conn. nr. 4			7.1232 T20	
All engines					7.1309 T22

ENGINE				
1.6 E-Power	Petrol/ Ethanol	75	01/11-03/13	CCSA, CMXA

Engine	Information	S10	T10	T20 - T23	T22 - T25
All engines	COL: black, Conn. nr. 1, switch press. 1.2-1.6 bar, thread M10x1.0	7.0135			
All engines	COL: brown, Conn. nr. 2, without adapter		7.6266		
All engines	COL: black, Conn. nr. 4			7.1232 T20	
All engines	Conn. nr. 5				7.1309 T22

S10 OIL PRESSURE WARNING LIGHT SWITCH	T10 REVERSING LIGHT SWITCH	T20 BRAKE LIGHT SWITCH
T22 SWITCH CLUTCH CONTROL (CRUISE CONTROL)	T23 SWITCH BRAKE ACTUATION (ENGINE TIMING)	T25 SWITCH CLUTCH CONTROL (ENGINE CONTROL)

FUNCTIONS ON THE VEHICLE

Vehicle	alim.	kW	Date	Engine	 S10	 T10	 T20 - T23	 T22 - T25
---------	-------	----	------	--------	---	---	--	---

				ENGINE
1.6 FSI	Petrol	85	09/04-09/07	BLF, BLP

Engine	Information	S10	T10	T20 - T23	T22 - T25
All engines	COL:green, Conn. nr. 1, spanner size 24, switch press. 0.3-0.6 bar, thread M10x1	7.0139			
All engines	COL:brown, Conn. nr. 2, without adapter		7.6266		
All engines	COL:black, Conn. nr. 4			7.1232 T20	
All engines					7.1309 T22

				ENGINE
1.6 TDI	Diesel	66	05/09-03/13	CAYB

Engine	Information	S10	T10	T20 - T23	T22 - T25
All engines	COL:green, Conn. nr. 1, switch press. 0.3-0.6 bar, thread M10x1	7.0196			
All engines	COL:black, Conn. nr. 2, thread M12x1.5, without adapter		7.6215		
All engines	COL:black, Conn. nr. 4			7.1232 T20	
All engines					7.1309 T22

				ENGINE
1.6 TDI	Diesel	77	05/09-03/13	CAVC

Engine	Information	S10	T10	T20 - T23	T22 - T25
All engines	COL:green, Conn. nr. 1, switch press. 0.3-0.6 bar, thread M10x1	7.0196			
All engines	COL:black, Conn. nr. 2, thread M12x1.5, without adapter		7.6215		
All engines	COL:black, Conn. nr. 4			7.1232 T20	
All engines					7.1309 T22

				ENGINE
1.8 TFSI	Petrol	118	11/06-03/13	BYT, BZB, CDAA

Engine	Information	S10	T10	T20 - T23	T22 - T25
All engines	COL:black, Conn. nr. 1, switch press. 1.2-1.6 bar, thread M10x1.0	7.0135			
All engines	COL:black, Conn. nr. 2, thread M12x1.5, without adapter		7.6215		
All engines	COL:black, Conn. nr. 4			7.1232 T20	
Eng. BYT, CDAA					7.1309 T22

				ENGINE
1.8 TFSI quattro	Petrol	118	07/08-03/13	CDAA

Engine	Information	S10	T10	T20 - T23	T22 - T25
All engines	COL:brown, Conn. nr. 1, spanner size 24, switch press. 0.55-0.85 bar, thread M10x1.0	7.0132			
All engines	COL:black, Conn. nr. 2, thread M12x1.5, without adapter		7.6215		
All engines	COL:black, Conn. nr. 4			7.1232 T20	
All engines					7.1309 T22

				ENGINE
1.9 TDI	Diesel	77	09/04-05/10	BKC, BLS, BXE

Engine	Information	S10	T10	T20 - T23	T22 - T25
All engines	COL:brown, Conn. nr. 1, spanner size 24, switch press. 0.55-0.85 bar, thread M10x1.0	7.0132			
All engines	COL:black, Conn. nr. 2, thread M12x1.5, without adapter		7.6215		
All engines	COL:black, Conn. nr. 4			7.1232 T20	
All engines					7.1309 T22

				ENGINE
2.0 FSI	Petrol	110	09/04-06/08	AXW, BLR, BLX, BLY, BMB, BVY, BVZ

Engine	Information	S10	T10	T20 - T23	T22 - T25
All engines	-> 01/05/05, COL:black, Conn. nr. 1, switch press. 1.2/1.6 bar, thread M10x1.0, with cable	7.0159			
Eng. BLR, BLX, BLY, BMB, BVY, BVZ	01/06/05 ->, COL:black, Conn. nr. 2, switch press. 1.2-1.6 bar, thread M10x1.0	7.0168			
All engines	COL:black, Conn. nr. 2, thread M12x1.5, without adapter		7.6215		
All engines	-> 01/06/05 ->, ch. 8P-6A094 000, -> ch. 8P6A094000, -> ch. 8P-6B009 600, -> ch. 8P6B009600, COL:black, Conn. nr. 4, LHD			7.1228 T20	
Eng. AXW	-> ch. 8P-6A094 000, -> ch. 8P-6B009 600, RHD			7.1229 T20	
All engines	01/07/05 ->, ch. 8P-6A094 001 ->, ch. 8P6A094001 ->, ch. 8P-6B009 601 ->, ch. 8P6B009601 ->, COL:black, Conn. nr. 4			7.1232 T20	
All engines	Conn. nr. 5				7.1309 T22

				ENGINE
2.0 TDI	Diesel	100	09/04-03/13	AZV, CBAA, CFFA

Engine	Information	S10	T10	T20 - T23	T22 - T25
All engines	COL:brown, Conn. nr. 1, spanner size 24, switch press. 0.55-0.85 bar, thread M10x1.0	7.0132			

S10 OIL PRESSURE WARNING LIGHT SWITCH	T10 REVERSING LIGHT SWITCH	T20 BRAKE LIGHT SWITCH
T22 SWITCH CLUTCH CONTROL (CRUISE CONTROL)	T23 SWITCH BRAKE ACTUATION (ENGINE TIMING)	T25 SWITCH CLUTCH CONTROL (ENGINE CONTROL)

FUNCTIONS ON THE VEHICLE

Vehicle	alim.	kW	Date	Engine	 S10	 T10	 T20 - T23	 T22 - T25
---------	-------	----	------	--------	---	---	--	---

ENGINE				
2.0 TDI	Diesel	100	09/04-03/13	AZV, CBAA, CFFA

Engine	Information	S10	T10	T20 - T23	T22 - T25
All engines	COL:brown, Conn. nr. 2, without adapter		7.6266		
All engines	COL:black, Conn. nr. 4			7.1232 T20	
All engines					7.1309 T22

ENGINE				
2.0 TDI	Diesel	103	06/05-06/08	BMM

Engine	Information	S10	T10	T20 - T23	T22 - T25
All engines	COL:brown, Conn. nr. 1, spanner size 24, switch press. 0.55-0.85 bar, thread M10x1.0	7.0132			
All engines	COL:brown, Conn. nr. 2, without adapter		7.6266		
All engines	COL:black, Conn. nr. 4			7.1232 T20	
All engines					7.1309 T22

ENGINE				
2.0 TDI	Diesel	120	06/06-06/08	BUY

Engine	Information	S10	T10	T20 - T23	T22 - T25
All engines	COL:brown, Conn. nr. 1, spanner size 24, switch press. 0.55-0.85 bar, thread M10x1.0	7.0132			
All engines	COL:brown, Conn. nr. 2, without adapter		7.6266		
All engines	COL:black, Conn. nr. 4			7.1232 T20	
All engines					7.1309 T22

ENGINE				
2.0 TDI	Diesel	125	03/06-03/13	BMN, CBBB, CFGB

Engine	Information	S10	T10	T20 - T23	T22 - T25
All engines	COL:brown, Conn. nr. 1, spanner size 24, switch press. 0.55-0.85 bar, thread M10x1.0	7.0132			
All engines	COL:brown, Conn. nr. 2, without adapter		7.6266		
All engines	COL:black, Conn. nr. 4			7.1232 T20	
All engines					7.1309 T22

ENGINE				
2.0 TDI 16V	Diesel	103	09/04-03/13	BKD, CBAB, CFFB, CLJA

Engine	Information	S10	T10	T20 - T23	T22 - T25
All engines	COL:brown, Conn. nr. 1, spanner size 24, switch press. 0.55-0.85 bar, thread M10x1.0	7.0132			
Eng. CFFB, CLJA	COL:green, Conn. nr. 1, switch press. 0.3-0.6 bar, thread M10x1	7.0196			
All engines	COL:brown, Conn. nr. 2, without adapter		7.6266		
All engines	-> 01/09/05 -> ch. 8P6A094000, -> ch. 8P6B009600, COL:black, Conn. nr. 4, LHD			7.1228 T20	
All engines	-> 01/09/05 -> ch. 6PA094000, -> ch. 6PB009601, Conn. nr. 4, RHD, thread M12x1.5			7.1229 T20	
All engines	01/10/05 -> ch. F8P6A094001 -> ch. F8P6B009601 ->, COL:black, Conn. nr. 4			7.1232 T20	
All engines	Conn. nr. 5				7.1309 T22

ENGINE				
2.0 TDI 16V quattro	Diesel	103	11/05-03/13	BKD, CBAB, CFFB

Engine	Information	S10	T10	T20 - T23	T22 - T25
All engines	COL:brown, Conn. nr. 1, spanner size 24, switch press. 0.55-0.85 bar, thread M10x1.0	7.0132			
Eng. BKD	COL:black, Conn. nr. 2, thread M12x1.5, without adapter		7.6215		
Eng. CBAB, CFFB	COL:brown, Conn. nr. 2, without adapter		7.6266		
All engines	COL:black, Conn. nr. 4			7.1232 T20	
All engines					7.1309 T22





ENGINE				
2.0 TDI quattro	Diesel	103	01/06-06/08	BMM

Engine	Information	S10	T10	T20 - T23	T22 - T25
All engines	COL:brown, Conn. nr. 1, spanner size 24, switch press. 0.55-0.85 bar, thread M10x1.0	7.0132			
All engines	COL:brown, Conn. nr. 2, without adapter		7.6266		
All engines	COL:black, Conn. nr. 4			7.1232 T20	
All engines					7.1309 T22



ENGINE				
2.0 TDI quattro	Diesel	125	03/06-03/13	BMN, CBBB, CFGB

Engine	Information	S10	T10	T20 - T23	T22 - T25
All engines	COL:brown, Conn. nr. 1, spanner size 24, switch press. 0.55-0.85 bar, thread M10x1.0	7.0132			
All engines	COL:brown, Conn. nr. 2, without adapter		7.6266		
All engines	COL:black, Conn. nr. 4			7.1232 T20	

S10 OIL PRESSURE WARNING LIGHT SWITCH	T10 REVERSING LIGHT SWITCH	T20 BRAKE LIGHT SWITCH
T22 SWITCH CLUTCH CONTROL (CRUISE CONTROL)	T23 SWITCH BRAKE ACTUATION (ENGINE TIMING)	T25 SWITCH CLUTCH CONTROL (ENGINE CONTROL)

				FUNCTIONS ON THE VEHICLE					
Vehicle	alim.	kW	Date	Engine	 S10	 T10	 T20 - T23	 T22 - T25	
				ENGINE					
2.0 TDI quattro	Diesel	125	03/06-03/13	BMN, CBBB, CFGB					
				ENGINE					
				ENGINE	S10	T10	T20 - T23	T22 - T25	
				Information					
				All engines				7.1309 T22	
				ENGINE					
2.0 TFSI	Petrol	147	09/04-03/13	AXX, BPY, BWA, CAWB, CBFA, CCZA					
				ENGINE					
				Information	S10	T10	T20 - T23	T22 - T25	
				Eng. CCZA	COL:brown, Conn. nr. 1, spanner size 24, switch press. 0.55-0.85 bar, thread M10x1.0	7.0132			
				Eng. CAWB, CBFA	COL:black, Conn. nr. 1, switch press. 1.2-1.6 bar, thread M10x1.0	7.0135			
				Eng. AXX	-> 01/05/05, COL:black, Conn. nr. 1, switch press. 1.2/1.6 bar, thread M10x1.0	7.0159			
				Eng. AXX, BPY, BWA	01/06/05 ->, COL:black, Conn. nr. 2, switch press. 1.2-1.6 bar, thread M10x1.0	7.0168			
				Eng. CCZA	COL:blue, Conn. nr. 2, switch press. 2.15-2.95 bar, thread M10x1.0	7.0192			
				All engines	COL:brown, Conn. nr. 2, without adapter	7.6266			
				All engines	COL:black, Conn. nr. 4		7.1232 T20		
				Eng. AXX, BWA, CCZA				7.1309 T22	
				ENGINE					
2.0 TFSI quattro	Petrol	147	09/04-03/13	AXX, BPY, BWA, CCZA					
				ENGINE					
				Information	S10	T10	T20 - T23	T22 - T25	
				Eng. CCZA	COL:brown, Conn. nr. 1, spanner size 24, switch press. 0.55-0.85 bar, thread M10x1.0	7.0132			
				Eng. AXX	-> 01/05/05, COL:black, Conn. nr. 1, switch press. 1.2/1.6 bar, thread M10x1.0	7.0159			
				Eng. AXX, BPY, BWA	01/06/05 ->, COL:black, Conn. nr. 2, switch press. 1.2-1.6 bar, thread M10x1.0	7.0168			
				Eng. CCZA	COL:blue, switch press. 2.15/2.95 bar	7.0192			
				All engines	COL:brown, Conn. nr. 2, without adapter	7.6266			
				All engines	-> 01/10/05, ->ch. 8P6A094000, ->ch. 8P6B009600, COL:black, Conn. nr. 4		7.1228 T20		
				All engines	01/11/05 ->, ch. 8P6A094001 ->, ch. 8P6B009601 ->, COL:black, Conn. nr. 4		7.1232 T20		
				All engines	Conn. nr. 5			7.1309 T22	
				ENGINE					
3.2 V6 quattro	Petrol	184	09/04-05/09	BDB, BMJ, BUB					
				ENGINE					
				Information	S10	T10	T20 - T23	T22 - T25	
				All engines	COL:grey, Conn. nr. 1, spanner size 24, switch press. 0.75-1.05 bar, thread M10x1.0	7.0134			
				Eng. BMJ	COL:black, Conn. nr. 2, thread M12x1.5, without adapter	7.6215			
				Eng. BDB, BUB	COL:brown, Conn. nr. 2, without adapter	7.6266			
				All engines	->ch. 8P6A094000/B009600, COL:black, Conn. nr. 4, LHD		7.1228 T20		
				All engines	->ch. 8P6A094000/B009600, Conn. nr. 4, RHD, thread M12x1.5		7.1229 T20		
				Eng. BMJ, BUB	ch. 8P6A094001/B009601 ->, COL:black, Conn. nr. 4		7.1232 T20		
				Eng. BMJ, BUB				7.1309 T22	
				ENGINE					
RS3 quattro	Petrol	250	01/11-12/12	CEPA					
				ENGINE					
				Information	S10	T10	T20 - T23	T22 - T25	
				All engines	COL:blue, Conn. nr. 2, switch press. 2.15-2.95 bar, thread M10x1.0	7.0192			
				All engines	COL:black, Conn. nr. 4		7.1232 T20		
				ENGINE					
S3 quattro	Petrol	188	07/08-03/13	CDLC					
				ENGINE					
				Information	S10	T10	T20 - T23	T22 - T25	
				All engines	COL:black, Conn. nr. 2, switch press. 1.2-1.6 bar, thread M10x1.0	7.0168			
				All engines	COL:black, Conn. nr. 2, thread M12x1.5, without adapter	7.6215			
				All engines	COL:black, Conn. nr. 4		7.1232 T20		
				All engines				7.1309 T22	
				ENGINE					
S3 quattro	Petrol	195	06/08-03/13	BHZ, CDLA					
				ENGINE					
				Information	S10	T10	T20 - T23	T22 - T25	
				All engines	COL:black, Conn. nr. 2, switch press. 1.2-1.6 bar, thread M10x1.0	7.0168			
				Eng. CDLA	COL:black, Conn. nr. 2, thread M12x1.5, without adapter	7.6215			
				Eng. BHZ	COL:brown	7.6266			
				Eng. BHZ	->ch. 8P-6A094 000, ->ch. 8P-6B009 600, LHD		7.1228 T20		
				Eng. BHZ	->ch. 8P-6A094 000, ->ch. 8P-6B009 600, RHD		7.1229 T20		
				ENGINE					
				S10	OIL PRESSURE WARNING LIGHT SWITCH	T10	REVERSING LIGHT SWITCH	T20	BRAKE LIGHT SWITCH
				T22	SWITCH CLUTCH CONTROL (CRUISE CONTROL)	T23	SWITCH BRAKE ACTUATION (ENGINE TIMING)	T25	SWITCH CLUTCH CONTROL (ENGINE CONTROL)

FUNCTIONS ON THE VEHICLE

Vehicle	alim.	kW	Date	Engine	 S10	 T10	 T20 - T23	 T22 - T25
---------	-------	----	------	--------	---	---	--	---

				ENGINE
S3 quattro	Petrol	195	06/08-03/13	BHZ, CDLA

Engine	Information	S10	T10	T20 - T23	T22 - T25
All engines	ch. 8P-6A094 001 ->, ch. 8P-6B009 601 ->, COL:black, Conn. nr. 4			7.1232 T20	
All engines					7.1309 T22

				ENGINE
A3 III				
1.0 TFSI	Petrol	85	07/16->	CHZD, DKRF

Engine	Information	S10	T10	T20 - T23	T22 - T25
All engines	COL:black, Conn. nr. 2, t.tnr. RSD/RSK/RSW, t.tnr. RSD/RSW/RSK, thread M12x1.5, without adapter		7.6215		
All engines	COL:brown, Conn. nr. 2, t.tnr. REK/RGN/PDT/PGT/RHT, without adapter		7.6266		
All engines	COL:black, Conn. nr. 4			7.1232 T20	

				ENGINE
1.2 TFSI	Petrol	77	02/13->	CJZA

Engine	Information	S10	T10	T20 - T23	T22 - T25
All engines	COL:green, Conn. nr. 1, spanner size 24, switch press. 0.3-0.6 bar, thread M10x1	7.0139			
All engines	COL:black, Conn. nr. 2, t.tnr. MWX, thread M12x1.5, without adapter		7.6215		
All engines	COL:brown, Conn. nr. 2, t.tnr. NHW, without adapter		7.6266		
All engines	COL:black, Conn. nr. 4			7.1232 T20	

				ENGINE
1.2 TFSI	Petrol	81	05/14->	CYVB

Engine	Information	S10	T10	T20 - T23	T22 - T25
All engines	COL:green, Conn. nr. 1, spanner size 24, switch press. 0.3-0.6 bar, thread M10x1	7.0139			
All engines	COL:brown, Conn. nr. 2, without adapter		7.6266		
All engines	COL:black, Conn. nr. 4			7.1232 T20	

				ENGINE
1.4 TFSI	Petrol	103	03/13->	CPTA

Engine	Information	S10	T10	T20 - T23	T22 - T25
All engines	COL:green, Conn. nr. 1, spanner size 24, switch press. 0.3-0.6 bar, thread M10x1	7.0139			
All engines	COL:blue, Conn. nr. 2, switch press. 2.15-2.95 bar, thread M10x1.0	7.0192			
All engines	COL:black, Conn. nr. 2, thread M12x1.5, without adapter		7.6215		
All engines	COL:black, Conn. nr. 4			7.1232 T20	

				ENGINE
1.4 TFSI	Petrol	85	02/16->	CZCC

Engine	Information	S10	T10	T20 - T23	T22 - T25
All engines	COL:green, Conn. nr. 1, spanner size 24, switch press. 0.3-0.6 bar, thread M10x1	7.0139			
All engines	COL:blue, Conn. nr. 2, switch press. 2.15-2.95 bar, thread M10x1.0	7.0192			
All engines	COL:brown, Conn. nr. 2, without adapter		7.6266		
All engines	COL:black, Conn. nr. 4			7.1232 T20	

				ENGINE
1.4 TFSI	Petrol	90	04/12->	CMBA, CXSA

Engine	Information	S10	T10	T20 - T23	T22 - T25
All engines	COL:green, Conn. nr. 1, spanner size 24, switch press. 0.3-0.6 bar, thread M10x1	7.0139			
All engines	COL:blue, Conn. nr. 1, Conn. nr. 2, switch press. 2.15-2.95 bar, thread M10x1, thread M10x1.0	7.0192			
All engines	COL:black		7.6215		
All engines	COL:brown		7.6266		
All engines	COL:black, Conn. nr. 4			7.1232 T20	

				ENGINE
1.4 TFSI	Petrol	92	09/13->	CXSB, CZCA

Engine	Information	S10	T10	T20 - T23	T22 - T25
All engines	COL:green, Conn. nr. 1, spanner size 24, switch press. 0.3-0.6 bar, thread M10x1	7.0139			
All engines	COL:blue, Conn. nr. 2, switch press. 2.15-2.95 bar, thread M10x1.0	7.0192			
All engines	COL:black		7.6215		
All engines	COL:brown, Conn. nr. 2, without adapter		7.6266		
All engines	COL:black, Conn. nr. 4			7.1232 T20	

S10	OIL PRESSURE WARNING LIGHT SWITCH	T10	REVERSING LIGHT SWITCH	T20	BRAKE LIGHT SWITCH
T22	SWITCH CLUTCH CONTROL (CRUISE CONTROL)	T23	SWITCH BRAKE ACTUATION (ENGINE TIMING)	T25	SWITCH CLUTCH CONTROL (ENGINE CONTROL)

FUNCTIONS ON THE VEHICLE

Vehicle	alim.	kW	Date	Engine	 S10	 T10	 T20 - T23	 T22 - T25
---------	-------	----	------	--------	---	---	--	---

				ENGINE
1.4 TFSI e-tron	Petrol/ Electro	110	05/14->	CUKB, CXUA

Engine	Information	S10	T10	T20 - T23	T22 - T25
All engines	COL:green, Conn. nr. 1, spanner size 24, switch press. 0.3-0.6 bar, thread M10x1	7.0139			
All engines	COL:blue, Conn. nr. 2, switch press. 2.15-2.95 bar, thread M10x1.0	7.0192			
All engines	COL:black		7.6215		
All engines	COL:brown		7.6266		
All engines	COL:black, Conn. nr. 4			7.1232	T20

				ENGINE
1.4 TFSI g-tron	Petrol/ Natural Gas (CNG)	81	11/13->	CPWA

Engine	Information	S10	T10	T20 - T23	T22 - T25
All engines	COL:green, Conn. nr. 1, spanner size 24, switch press. 0.3-0.6 bar, thread M10x1	7.0139			
All engines	COL:blue, Conn. nr. 2, switch press. 2.15-2.95 bar, thread M10x1.0	7.0192			
All engines	COL:black, Conn. nr. 2, thread M12x1.5, without adapter		7.6215		
All engines	COL:black, Conn. nr. 4			7.1232	T20

				ENGINE
1.4 TSI	Petrol	110	05/14->	CZEA

Engine	Information	S10	T10	T20 - T23	T22 - T25
All engines	COL:green, Conn. nr. 1, spanner size 24, switch press. 0.3-0.6 bar, thread M10x1	7.0139			
All engines	COL:blue, Conn. nr. 2, switch press. 2.15-2.95 bar, thread M10x1.0	7.0192			
All engines	COL:black		7.6215		
All engines	COL:brown		7.6266		
All engines	COL:black, Conn. nr. 4			7.1232	T20

				ENGINE
1.5 TFSI	Petrol	110	05/17->	DADA

Engine	Information	S10	T10	T20 - T23	T22 - T25
All engines	spanner size 24, t.tnr. RSK/RSW/RMH, thread M20x1.5, without adapter		7.6205		
All engines	COL:black, Conn. nr. 2, t.tnr. RSD/RSW/RSK/RMH, thread M12x1.5, without adapter		7.6215		
All engines	COL:brown, Conn. nr. 2, t.tnr. REK/RGN/SEE/SEH, t.tnr. RGN/SEH, without adapter		7.6266		
All engines	COL:black, Conn. nr. 4			7.1232	T20

				ENGINE
1.6 TDI	Diesel	77	10/12->	CLHA

Engine	Information	S10	T10	T20 - T23	T22 - T25
All engines	COL:black, Conn. nr. 2, thread M12x1.5, without adapter		7.6215		
All engines	COL:black, Conn. nr. 4			7.1232	T20

				ENGINE
1.6 TDI	Diesel	81	09/13->	CRKB, CXXB, DBKA

Engine	Information	S10	T10	T20 - T23	T22 - T25
All engines	COL:black, Conn. nr. 2, t.tnr. QBN/QSZ/QWW/QWZ, t.tnr. QXH, thread M12x1.5, without adapter		7.6215		
Eng. CXXB	COL:brown		7.6266		
All engines	COL:black, Conn. nr. 4			7.1232	T20

				ENGINE
1.6 TDI	Diesel	85	02/17->	DDYA, DGTE

Engine	Information	S10	T10	T20 - T23	T22 - T25
All engines	COL:black, Conn. nr. 2, t.tnr. RSD/RSW/RSK/RMH, t.tnr. RSK/RSW/RMH, thread M12x1.5, without adapter		7.6215		
All engines	COL:brown, Conn. nr. 2, t.tnr. REK/RGN/SEE/SEH, t.tnr. RGN/PGT/RHT/SRB, without adapter		7.6266		
All engines	COL:black, Conn. nr. 4			7.1232	T20

				ENGINE
1.6 TDI quattro	Diesel	81	05/15->	CXXB

Engine	Information	S10	T10	T20 - T23	T22 - T25
All engines	COL:brown, Conn. nr. 2, without adapter		7.6266		
All engines	COL:black, Conn. nr. 4			7.1232	T20

S10	OIL PRESSURE WARNING LIGHT SWITCH	T10	REVERSING LIGHT SWITCH	T20	BRAKE LIGHT SWITCH
T22	SWITCH CLUTCH CONTROL (CRUISE CONTROL)	T23	SWITCH BRAKE ACTUATION (ENGINE TIMING)	T25	SWITCH CLUTCH CONTROL (ENGINE CONTROL)

FUNCTIONS ON THE VEHICLE

Vehicle	alim.	kW	Date	Engine	 S10	 T10	 T20 - T23	 T22 - T25
---------	-------	----	------	--------	---	---	--	---

				ENGINE
1.8 TFSI	Petrol	125	11/13->	CNSB

Engine	Information	S10	T10	T20 - T23	T22 - T25
All engines	COL:brown, Conn. nr. 1, spanner size 24, switch press. 0.55-0.85 bar, thread M10x1.0	7.0132			
All engines	COL:blue, Conn. nr. 1, switch press. 2.15-2.95 bar, thread M10x1	7.0192			
All engines	COL:black		7.6215		
All engines	COL:brown		7.6266		
All engines	COL:black, Conn. nr. 4			7.1232	T20

				ENGINE
1.8 TFSI	Petrol	132	04/12->	CJSA, CJSB

Engine	Information	S10	T10	T20 - T23	T22 - T25
All engines	COL:brown, Conn. nr. 1, spanner size 24, switch press. 0.55-0.85 bar, thread M10x1.0	7.0132			
All engines	COL:blue, Conn. nr. 1, Conn. nr. 2, switch press. 2.15-2.95 bar, thread M10x1, thread M10x1.0	7.0192			
All engines	COL:black, Conn. nr. 2, thread M12x1.5, without adapter		7.6215		
All engines	COL:brown, Conn. nr. 2, without adapter		7.6266		
All engines	COL:black, Conn. nr. 4			7.1232	T20

				ENGINE
1.8 TFSI quattro	Petrol	132	08/12->	CJSB

Engine	Information	S10	T10	T20 - T23	T22 - T25
All engines	COL:brown, Conn. nr. 1, spanner size 24, switch press. 0.55-0.85 bar, thread M10x1.0	7.0132			
All engines	COL:blue, Conn. nr. 1, switch press. 2.15-2.95 bar, thread M10x1	7.0192			
All engines	COL:black		7.6215		
All engines	COL:brown		7.6266		
All engines	COL:black, Conn. nr. 4			7.1232	T20

				ENGINE
2.0 quattro	Petrol	162	11/13->	CNTC

Engine	Information	S10	T10	T20 - T23	T22 - T25
All engines	COL:brown	7.0132	7.6266		
All engines	COL:blue	7.0192			
All engines	COL:black		7.6215		
All engines				7.1232	T20

				ENGINE
2.0 TDI	Diesel	100	05/13->	CRBD, CRLC

Engine	Information	S10	T10	T20 - T23	T22 - T25
All engines	COL:brown, Conn. nr. 2, without adapter		7.6266		
All engines	COL:black, Conn. nr. 4			7.1232	T20

				ENGINE
2.0 TDI	Diesel	105	09/12->	CRFC

Engine	Information	S10	T10	T20 - T23	T22 - T25
All engines	COL:black		7.6215		
All engines	COL:brown		7.6266		
All engines	COL:black, Conn. nr. 4			7.1232	T20

				ENGINE
2.0 TDI	Diesel	110	04/12->	CRBC, CRLB, CRUA, DBGA, DCYA, DEJA, DFGA

Engine	Information	S10	T10	T20 - T23	T22 - T25
All engines	COL:brown, Conn. nr. 2, without adapter		7.6266		
All engines	COL:black, Conn. nr. 4			7.1232	T20

				ENGINE
2.0 TDI	Diesel	135	05/13->	CUNA



Engine	Information	S10	T10	T20 - T23	T22 - T25
All engines	COL:black		7.6215		
All engines	COL:brown, Conn. nr. 2, without adapter		7.6266		
All engines	COL:black, Conn. nr. 4			7.1232	T20

				ENGINE
2.0 TDI	Diesel	81	01/13->	CRFA

Engine	Information	S10	T10	T20 - T23	T22 - T25
All engines	COL:black, Conn. nr. 2, thread M12x1.5, without adapter		7.6215		
All engines	COL:black, Conn. nr. 4			7.1232	T20

S10	OIL PRESSURE WARNING LIGHT SWITCH	T10	REVERSING LIGHT SWITCH	T20	BRAKE LIGHT SWITCH
T22	SWITCH CLUTCH CONTROL (CRUISE CONTROL)	T23	SWITCH BRAKE ACTUATION (ENGINE TIMING)	T25	SWITCH CLUTCH CONTROL (ENGINE CONTROL)

FUNCTIONS ON THE VEHICLE

Vehicle	alim.	kW	Date	Engine	 S10	 T10	 T20 - T23	 T22 - T25
---------	-------	----	------	--------	---	---	--	---

				ENGINE
2.0 TDI quattro	Diesel	110	10/12->	CRBC, CRLB

Engine	Information	S10	T10	T20 - T23	T22 - T25
All engines	COL:black, Conn. nr. 2, t.tnr. NBJ/NBH/NBS/NTG/PTU, t.tnr. QBN/QBP/PTW/QWZ/QSZ, t.tnr. QWY/QWW/QVX/QXH, t.tnr. RSK/RSN/RSW, thread M12x1.5, without adapter		7.6215		
All engines	COL:brown, Conn. nr. 2, t.tnr. MYF/PRL/RGN, t.tnr. MYF/PRL/RGN/RKC/MRV, t.tnr. NYG/PFM/PGS, without adapter		7.6266		
All engines	COL:black, Conn. nr. 4			7.1232	T20

				ENGINE
2.0 TDI quattro	Diesel	135	12/12->	CUNA, DGCA

Engine	Information	S10	T10	T20 - T23	T22 - T25
Eng. CUNA	COL:black		7.6215		
All engines	COL:brown, Conn. nr. 2, without adapter		7.6266		
All engines	COL:black, Conn. nr. 4			7.1232	T20

				ENGINE
2.0 TFSI	Petrol	140	05/16->	CZPB, DKZA

Engine	Information	S10	T10	T20 - T23	T22 - T25
All engines	COL:brown, Conn. nr. 1, spanner size 24, switch press. 0.55-0.85 bar, thread M10x1.0	7.0132			
All engines	COL:blue, Conn. nr. 1, switch press. 2.15-2.95 bar, thread M10x1	7.0192			
All engines	COL:black, Conn. nr. 2, t.tnr. MQ250, thread M12x1.5, without adapter		7.6215		
All engines	COL:brown, Conn. nr. 2, t.tnr. MQ200/MQ350, without adapter		7.6266		
All engines	COL:black, Conn. nr. 4			7.1232	T20

				ENGINE
2.0 TFSI	Petrol	162	01/13->	CHHB

Engine	Information	S10	T10	T20 - T23	T22 - T25
All engines	COL:brown, Conn. nr. 1, spanner size 24, switch press. 0.55-0.85 bar, thread M10x1.0	7.0132			
All engines	COL:blue, Conn. nr. 1, switch press. 2.15-2.95 bar, thread M10x1	7.0192			
All engines	COL:black		7.6215		
All engines	COL:brown		7.6266		
All engines	COL:black, Conn. nr. 4			7.1232	T20

				ENGINE
2.0 TFSI	Petrol	215	01/13->	CYFB

Engine	Information	S10	T10	T20 - T23	T22 - T25
All engines	COL:brown	7.0132	7.6266		
All engines	COL:blue	7.0192			
All engines	COL:black		7.6215		
All engines				7.1232	T20

				ENGINE
2.0 TFSI quattro	Petrol	140	05/16->	CZPB, DKZA

Engine	Information	S10	T10	T20 - T23	T22 - T25
All engines	COL:brown, Conn. nr. 1, spanner size 24, switch press. 0.55-0.85 bar, thread M10x1.0	7.0132			
All engines	COL:blue, Conn. nr. 1, switch press. 2.15-2.95 bar, thread M10x1	7.0192			
All engines	COL:black, Conn. nr. 4			7.1232	T20

				ENGINE
2.0 TFSI quattro	Petrol	162	05/14->	CNTC


Engine	Information	S10	T10	T20 - T23	T22 - T25
All engines	COL:brown, Conn. nr. 1, spanner size 24, switch press. 0.55-0.85 bar, thread M10x1.0	7.0132			
All engines	COL:blue, Conn. nr. 1, switch press. 2.15-2.95 bar, thread M10x1	7.0192			
All engines	COL:black		7.6215		
All engines	COL:brown		7.6266		
All engines	COL:black, Conn. nr. 4			7.1232	T20

				ENGINE
30 TDI	Diesel	85	10/18->	DDYA, DGTE

Engine	Information	S10	T10	T20 - T23	T22 - T25
All engines	COL:black, Conn. nr. 2, t.tnr. RSD/RSW/RSK/RMH, thread M12x1.5, without adapter		7.6215		
All engines	COL:brown, Conn. nr. 2, t.tnr. REK/RGN/SEE/SEH, without adapter		7.6266		
All engines	COL:black, Conn. nr. 4			7.1232	T20

S10 OIL PRESSURE WARNING LIGHT SWITCH	T10 REVERSING LIGHT SWITCH	T20 BRAKE LIGHT SWITCH
T22 SWITCH CLUTCH CONTROL (CRUISE CONTROL)	T23 SWITCH BRAKE ACTUATION (ENGINE TIMING)	T25 SWITCH CLUTCH CONTROL (ENGINE CONTROL)

FUNCTIONS ON THE VEHICLE

Vehicle	alim.	kW	Date	Engine	 S10	 T10	 T20 - T23	 T22 - T25
---------	-------	----	------	--------	---	---	--	---

ENGINE				
30 TFSI	Petrol	85	10/18->	CHZD, DKRF

Engine	Information	S10	T10	T20 - T23	T22 - T25
All engines	COL:black, Conn. nr. 2, t.tnr. RSD/RSK/RSW, t.tnr. RSD/RSW/RSK, thread M12x1.5, without adapter		7.6215		
All engines	COL:brown, Conn. nr. 2, t.tnr. REK/RGN/PDT/PGT/RHT, without adapter		7.6266		
All engines	COL:black, Conn. nr. 4			7.1232	T20

ENGINE				
35 TFSI	Petrol	110	10/18->	DADA

Engine	Information	S10	T10	T20 - T23	T22 - T25
All engines	spanner size 24, t.tnr. RSK/RSW/RMH, thread M20x1.5, without adapter		7.6205		
All engines	COL:black, Conn. nr. 2, t.tnr. RSD/RSW/RSK/RMH, thread M12x1.5, without adapter		7.6215		
All engines	COL:brown, Conn. nr. 2, t.tnr. REK/RGN/SEE/SEH, t.tnr. RGN/SEH, without adapter		7.6266		
All engines	COL:black, Conn. nr. 4			7.1232	T20

ENGINE				
RS3 quattro	Petrol	270	03/15->	CZGB

Engine	Information	S10	T10	T20 - T23	T22 - T25
All engines	COL:black, Conn. nr. 4			7.1232	T20

ENGINE				
RS3 quattro	Petrol	294	04/17->	DAZA

Engine	Information	S10	T10	T20 - T23	T22 - T25
All engines	COL:black, Conn. nr. 4			7.1232	T20

ENGINE				
S3 quattro	Petrol	206	02/13->	CJXB

Engine	Information	S10	T10	T20 - T23	T22 - T25
All engines	COL:brown, Conn. nr. 1, spanner size 24, switch press. 0.55-0.85 bar, thread M10x1.0	7.0132			
All engines	COL:blue, Conn. nr. 1, switch press. 2.15-2.95 bar, thread M10x1	7.0192			
All engines	COL:black		7.6215		
All engines	COL:brown		7.6266		
All engines	COL:black, Conn. nr. 4			7.1232	T20

ENGINE				
S3 quattro	Petrol	210	03/14->	CJXF

Engine	Information	S10	T10	T20 - T23	T22 - T25
All engines	COL:brown, Conn. nr. 1, spanner size 24, switch press. 0.55-0.85 bar, thread M10x1.0	7.0132			
All engines	COL:blue, Conn. nr. 1, Conn. nr. 2, switch press. 2.15-2.95 bar, thread M10x1, thread M10x1.0	7.0192			
All engines	COL:black		7.6215		
All engines	COL:brown, Conn. nr. 2, without adapter		7.6266		
All engines	COL:black, Conn. nr. 4			7.1232	T20

ENGINE				
S3 quattro	Petrol	213	07/16->	CJXD, DJHB

Engine	Information	S10	T10	T20 - T23	T22 - T25
All engines	COL:brown, Conn. nr. 1, spanner size 24, switch press. 0.55-0.85 bar, thread M10x1.0	7.0132			
All engines	COL:blue, Conn. nr. 1, switch press. 2.15-2.95 bar, thread M10x1	7.0192			
All engines	COL:black, Conn. nr. 4			7.1232	T20

ENGINE				
S3 quattro	Petrol	221	11/12->	CJXC

Engine	Information	S10	T10	T20 - T23	T22 - T25
All engines	COL:brown, Conn. nr. 1, spanner size 24, switch press. 0.55-0.85 bar, thread M10x1.0	7.0132			
All engines	COL:blue, Conn. nr. 1, switch press. 2.15-2.95 bar, thread M10x1	7.0192			
All engines	COL:black		7.6215		
All engines	COL:brown, Conn. nr. 2, without adapter		7.6266		
All engines	COL:black, Conn. nr. 4			7.1232	T20

ENGINE				
S3 quattro	Petrol	228	06/16->	CJXG, DJHA

Engine	Information	S10	T10	T20 - T23	T22 - T25
All engines	COL:brown, Conn. nr. 1, spanner size 24, switch press. 0.55-0.85 bar, thread M10x1.0	7.0132			
All engines	COL:blue, Conn. nr. 1, switch press. 2.15-2.95 bar, thread M10x1	7.0192			

S10	OIL PRESSURE WARNING LIGHT SWITCH	T10	REVERSING LIGHT SWITCH	T20	BRAKE LIGHT SWITCH
T22	SWITCH CLUTCH CONTROL (CRUISE CONTROL)	T23	SWITCH BRAKE ACTUATION (ENGINE TIMING)	T25	SWITCH CLUTCH CONTROL (ENGINE CONTROL)

FUNCTIONS ON THE VEHICLE

Vehicle	alim.	kW	Date	Engine	 S10	 T10	 T20 - T23	 T22 - T25
---------	-------	----	------	--------	---	---	--	---

				ENGINE
S3 quattro	Petrol	228	06/16->	CJXG, DJHA

Engine	Information	S10	T10	T20 - T23	T22 - T25
All engines	COL:blue, Conn. nr. 2, without adapter		7.6266		
All engines	COL:black, Conn. nr. 4			7.1232 T20	

				ENGINE
A4 I				
1.6	Petrol	74	11/94-09/01	ADP, AHL, ANA, ARM

Engine	Information	S10	T10	T20 - T23	T22 - T25
All engines	-> 01/06/99, -> ch. 8DX500000, COL:black, Conn. nr. 1, spanner size 24, switch press. 1.2-1.6 bar, thread M10x1.0	7.0046			
Eng. ANA, ARM	COL:blue, Conn. nr. 1, switch press. 0.15/0.35 bar, thread M10x1.0	7.0133			
All engines	01/07/99 ->, ch. 8DY000001 ->, COL:black, Conn. nr. 1, switch press. 1.2-1.6 bar, thread M10x1.0	7.0135			
All engines	Conn. nr. 2, plugged		7.6195		
All engines	Conn. nr. 2, thread M12x1.5			7.1087 T20	

				ENGINE
1.6	Petrol	75	07/00-09/01	ALZ

Engine	Information	S10	T10	T20 - T23	T22 - T25
All engines	COL:black, Conn. nr. 1, switch press. 1.2-1.6 bar, thread M10x1.0	7.0135			
All engines	Conn. nr. 2, plugged		7.6195		
All engines	Conn. nr. 2, thread M12x1.5			7.1087 T20	
All engines					7.1220 T22

				ENGINE
1.8	Petrol	85	04/95-09/01	AFY

Engine	Information	S10	T10	T20 - T23	T22 - T25
All engines	-> 01/06/99, -> ch. 8DX500000, COL:black, Conn. nr. 1, spanner size 24, switch press. 1.2-1.6 bar, thread M10x1.0	7.0046			
All engines	01/07/99 ->, ch. 8DY000001 ->, COL:black, Conn. nr. 1, switch press. 1.2-1.6 bar, thread M10x1.0	7.0135			
All engines	Conn. nr. 2, plugged		7.6195		
All engines	Conn. nr. 2, thread M12x1.5			7.1087 T20	

				ENGINE
1.8	Petrol	92	11/94-09/01	ADR, APT, ARG, AVV

Engine	Information	S10	T10	T20 - T23	T22 - T25
All engines	-> 01/06/99, -> ch. 8DX500000, COL:black, Conn. nr. 1, spanner size 24, switch press. 1.2-1.6 bar, thread M10x1.0	7.0046			
All engines	01/07/99 ->, ch. 8DY000001 ->, COL:black, Conn. nr. 1, switch press. 1.2-1.6 bar, thread M10x1.0	7.0135			
All engines	Conn. nr. 2, plugged		7.6195		
All engines	Conn. nr. 2, thread M12x1.5			7.1087 T20	

				ENGINE
1.8 quattro	Petrol	85	07/95-09/01	AFY

Engine	Information	S10	T10	T20 - T23	T22 - T25
All engines	-> 01/06/99, -> ch. 8DX500000, COL:black, Conn. nr. 1, spanner size 24, switch press. 1.2-1.6 bar, thread M10x1.0	7.0046			
All engines	01/07/99 ->, ch. 8DY000001 ->, COL:black, Conn. nr. 1, switch press. 1.2-1.6 bar, thread M10x1.0	7.0135			
All engines	Conn. nr. 2, plugged		7.6195		
All engines	Conn. nr. 2, thread M12x1.5			7.1087 T20	

				ENGINE
1.8 quattro	Petrol	92	01/95-09/01	ADR, APT, ARG

Engine	Information	S10	T10	T20 - T23	T22 - T25
All engines	-> 01/06/99, -> ch. 8DX500000, COL:black, Conn. nr. 1, spanner size 24, switch press. 1.2-1.6 bar, thread M10x1.0	7.0046			
All engines	01/07/99 ->, ch. 8DY000001 ->, COL:black, Conn. nr. 1, switch press. 1.2-1.6 bar, thread M10x1.0	7.0135			
All engines	Conn. nr. 2, plugged		7.6195		
All engines	Conn. nr. 2, thread M12x1.5			7.1087 T20	

				ENGINE
1.8 T	Petrol	110	01/95-09/01	AEB, ANB, APU, ARK, AWT

Engine	Information	S10	T10	T20 - T23	T22 - T25
All engines	-> 01/06/99, -> ch. 8DX500000, COL:black, Conn. nr. 1, spanner size 24, switch press. 1.2-1.6 bar, thread M10x1.0	7.0046			
All engines	COL:blue, Conn. nr. 1, switch press. 0.15/0.35 bar, thread M10x1.0	7.0133			

S10 OIL PRESSURE WARNING LIGHT SWITCH	T10 REVERSING LIGHT SWITCH	T20 BRAKE LIGHT SWITCH
T22 SWITCH CLUTCH CONTROL (CRUISE CONTROL)	T23 SWITCH BRAKE ACTUATION (ENGINE TIMING)	T25 SWITCH CLUTCH CONTROL (ENGINE CONTROL)

FUNCTIONS ON THE VEHICLE

Vehicle	alim.	kW	Date	Engine	 S10	 T10	 T20 - T23	 T22 - T25
---------	-------	----	------	--------	---	---	--	---

ENGINE				
1.8 T	Petrol	110	01/95-09/01	AEB, ANB, APU, ARK, AWT

Engine	Information	S10	T10	T20 - T23	T22 - T25
All engines	01/07/99 ->, ch. 8DY000001 ->, COL:black, Conn. nr. 1, switch press. 1.2-1.6 bar, thread M10x1.0	7.0135			
All engines	Conn. nr. 2, plugged		7.6195		
All engines	Conn. nr. 2, thread M12x1.5			7.1087	T20

ENGINE				
1.8 T	Petrol	132	12/97-09/01	AJL

Engine	Information	S10	T10	T20 - T23	T22 - T25
All engines	-> 01/06/99, ->ch. 8DX500000, COL:black, Conn. nr. 1, spanner size 24, switch press. 1.2-1.6 bar, thread M10x1.0	7.0046			
All engines	01/07/99 ->, ch. 8DY000001 ->, COL:black, Conn. nr. 1, switch press. 1.2-1.6 bar, thread M10x1.0	7.0135			
All engines	Conn. nr. 2, plugged		7.6195		
All engines	Conn. nr. 2, thread M12x1.5			7.1087	T20

ENGINE				
1.8 T quattro	Petrol	110	01/95-09/01	AEB, ANB, APU, ARK, AWT

Engine	Information	S10	T10	T20 - T23	T22 - T25
All engines	-> 01/06/99, ->ch. 8D-X-500 000, ->ch. 8DX500000, COL:black, Conn. nr. 1, spanner size 24, switch press. 1.2-1.6 bar, thread M10x1.0	7.0046			
All engines	COL:blue, Conn. nr. 1, switch press. 0.15/0.35 bar, thread M10x1.0	7.0133			
All engines	01/07/99 ->, ch. 8D-Y-000 001 ->, ch. 8DY000001 ->, COL:black, Conn. nr. 1, switch press. 1.2-1.6 bar, thread M10x1.0	7.0135			
All engines	Conn. nr. 2, plugged		7.6195		
All engines	Conn. nr. 2, thread M12x1.5			7.1087	T20

ENGINE				
1.8 T quattro	Petrol	132	12/97-09/01	AJL

Engine	Information	S10	T10	T20 - T23	T22 - T25
All engines	-> 01/06/99, ->ch. 8DX500000, COL:black, Conn. nr. 1, spanner size 24, switch press. 1.2-1.6 bar, thread M10x1.0	7.0046			
All engines	01/07/99 ->, ch. 8DY000001 ->, COL:black, Conn. nr. 1, switch press. 1.2-1.6 bar, thread M10x1.0	7.0135			
All engines	Conn. nr. 2, plugged		7.6195		
All engines	Conn. nr. 2, thread M12x1.5			7.1087	T20

ENGINE				
1.9 DUO	Diesel/ Electro	66	03/98-09/01	AHU

Engine	Information	S10	T10	T20 - T23	T22 - T25
All engines	COL:blue, Conn. nr. 1, switch press. 0.25 bar, thread M10x1.0	7.0008			
All engines	-> 01/06/99, ->ch. 8DX500000, COL:grey, Conn. nr. 1, switch press. 0.9 bar, thread M10x1.0	7.0095			
All engines	01/07/99 ->, ch. 8DY000001 ->, COL:grey, Conn. nr. 1, spanner size 24, switch press. 0.75-1.05 bar, thread M10x1.0	7.0134			
All engines	Conn. nr. 2, plugged		7.6195		
All engines	Conn. nr. 2, thread M12x1.5			7.1087	T20
All engines	Conn. nr. 4, thread M12x1.5			7.1126	T20

ENGINE				
1.9 TDI	Diesel	55	12/95-09/01	AFF



Engine	Information	S10	T10	T20 - T23	T22 - T25
All engines	COL:blue, Conn. nr. 1, switch press. 0.25 bar, thread M10x1.0	7.0008			
All engines	-> 01/06/99, ->ch. 8D-X-500 000, ->ch. 8DX500000, COL:grey, Conn. nr. 1, switch press. 0.9 bar, thread M10x1.0	7.0095			
All engines	COL:blue	7.0108			
All engines	01/07/99 ->, ch. 8D-Y-000 001 ->, ch. 8DY000001 ->, COL:grey, Conn. nr. 1, spanner size 24, switch press. 0.75-1.05 bar, thread M10x1.0	7.0134			
All engines	ch. 8D-X-200 001 ->, without cable		7.6099		
All engines	Conn. nr. 2, plugged, with cable		7.6195		
All engines	->ch. 8D-T-282 000, Conn. nr. 2, pole nr. 2, thread M12x1.5			7.1087	T20
All engines	Conn. nr. 4, pole nr. 4, thread M12x1.5			7.1126	T20

ENGINE				
1.9 TDI	Diesel	66	01/95-09/01	1Z, AHH, AHU

Engine	Information	S10	T10	T20 - T23	T22 - T25
All engines	COL:blue, Conn. nr. 1, switch press. 0.25 bar, thread M10x1.0	7.0008			

S10 OIL PRESSURE WARNING LIGHT SWITCH	T10 REVERSING LIGHT SWITCH	T20 BRAKE LIGHT SWITCH
T22 SWITCH CLUTCH CONTROL (CRUISE CONTROL)	T23 SWITCH BRAKE ACTUATION (ENGINE TIMING)	T25 SWITCH CLUTCH CONTROL (ENGINE CONTROL)

FUNCTIONS ON THE VEHICLE

Vehicle	alim.	kW	Date	Engine	 S10	 T10	 T20 - T23	 T22 - T25
---------	-------	----	------	--------	---	---	--	---

ENGINE				
1.9 TDI	Diesel	66	01/95-09/01	1Z, AHH, AHU

Engine	Information	S10	T10	T20 - T23	T22 - T25
All engines	-> 01/06/99, -> ch. 8D-X-500 000, -> ch. 8DX500000, COL:grey, Conn. nr. 1, switch press. 0.9 bar, thread M10x1.0	7.0095			
Eng. AHH	COL:blue	7.0108			
All engines	01/07/99 ->, ch. 8D-Y-000 001 ->, ch. 8DY000001 ->, COL:grey, Conn. nr. 1, spanner size 24, switch press. 0.75-1.05 bar, thread M10x1.0	7.0134			
Eng. AHH	ch. 8D-X-200 001 ->, without cable		7.6099		
All engines	Conn. nr. 2, plugged, with cable		7.6195		
All engines	-> ch. 8D-T-282 000, Conn. nr. 2, pole nr. 2, thread M12x1.5			7.1087	T20
All engines	Conn. nr. 4, pole nr. 4, thread M12x1.5			7.1126	T20

ENGINE				
1.9 TDI	Diesel	81	10/95-09/01	AFN, AVG

Engine	Information	S10	T10	T20 - T23	T22 - T25
Eng. AFN	COL:blue, Conn. nr. 1, switch press. 0.25 bar, thread M10x1.0	7.0008			
All engines	-> 01/06/99, -> ch. 8DX500000, COL:grey, Conn. nr. 1, switch press. 0.9 bar, thread M10x1.0	7.0095			
All engines	01/07/99 ->, ch. 8DY000001 ->, COL:grey, Conn. nr. 1, spanner size 24, switch press. 0.75-1.05 bar, thread M10x1.0	7.0134			
All engines	Conn. nr. 2, plugged		7.6195		
All engines	Conn. nr. 2, thread M12x1.5			7.1087	T20
All engines	Conn. nr. 4, thread M12x1.5			7.1126	T20

ENGINE				
1.9 TDI	Diesel	85	03/00-09/01	AJM, ATJ

Engine	Information	S10	T10	T20 - T23	T22 - T25
All engines	COL:brown, Conn. nr. 1, spanner size 24, switch press. 0.55-0.85 bar, thread M10x1.0	7.0132			
All engines	Conn. nr. 2, plugged		7.6195		
All engines	Conn. nr. 4, thread M12x1.5			7.1126	T20

ENGINE				
1.9 TDI quattro	Diesel	81	09/96-09/01	AFN, AVG

Engine	Information	S10	T10	T20 - T23	T22 - T25
Eng. AFN	COL:blue, Conn. nr. 1, switch press. 0.25 bar, thread M10x1.0	7.0008			
All engines	-> 01/06/99, -> ch. 8DX500000, COL:grey, Conn. nr. 1, switch press. 0.9 bar, thread M10x1.0	7.0095			
All engines	01/07/99 ->, ch. 8DY000001 ->, COL:grey, Conn. nr. 1, spanner size 24, switch press. 0.75-1.05 bar, thread M10x1.0	7.0134			
All engines	Conn. nr. 2, plugged		7.6195		
All engines	ch. 8DT282001 ->, Conn. nr. 4, thread M12x1.5			7.1126	T20

ENGINE				
1.9 TDI quattro	Diesel	85	03/00-09/01	AJM, ATJ

Engine	Information	S10	T10	T20 - T23	T22 - T25
Eng. AJM	-> ch. 8D-X-199 999	7.0046			
All engines	ch. 8D-X-200 001 ->, COL:brown, Conn. nr. 1, spanner size 24, switch press. 0.55-0.85 bar, thread M10x1.0	7.0132			
Eng. AJM	without cable		7.6099		
All engines	Conn. nr. 2, plugged, with cable		7.6195		
All engines	Conn. nr. 4, thread M12x1.5			7.1126	T20

ENGINE				
2.4	Petrol	110	07/95-07/97	AFM





Engine	Information	S10	T10	T20 - T23	T22 - T25
All engines	-> ch. 8D-V-054 232	7.0045			
All engines	ch. 8D-V-054 232 ->	7.0046			
All engines			7.6195	7.1087	T20

ENGINE				
2.4	Petrol	120	08/97-09/01	AJG, AMM, APZ

Engine	Information	S10	T10	T20 - T23	T22 - T25
All engines	-> 01/06/99, -> ch. 8DX500000, COL:black, Conn. nr. 1, spanner size 24, switch press. 1.2-1.6 bar, thread M10x1.0	7.0046			
Eng. AJG	COL:blue, Conn. nr. 1, switch press. 0.15/0.35 bar, thread M10x1.0	7.0133			
Eng. AMM, APZ	01/07/99 ->, ch. 8DY000001 ->, COL:black, Conn. nr. 1, switch press. 1.2-1.6 bar, thread M10x1.0	7.0135			
All engines	Conn. nr. 2, plugged		7.6195		
All engines	Conn. nr. 2, thread M12x1.5			7.1087	T20

S10	OIL PRESSURE WARNING LIGHT SWITCH	T10	REVERSING LIGHT SWITCH	T20	BRAKE LIGHT SWITCH
T22	SWITCH CLUTCH CONTROL (CRUISE CONTROL)	T23	SWITCH BRAKE ACTUATION (ENGINE TIMING)	T25	SWITCH CLUTCH CONTROL (ENGINE CONTROL)

FUNCTIONS ON THE VEHICLE

Vehicle	alim.	kW	Date	Engine	 S10	 T10	 T20 - T23	 T22 - T25
---------	-------	----	------	--------	---	---	--	---

ENGINE				
2.4	Petrol	121	03/97-09/01	AGA, ALF, AML, APS, ARJ

Engine	Information	S10	T10	T20 - T23	T22 - T25
All engines	-> 01/06/99 -> ch. 8D-X-500 000, -> ch. 8DX500000, COL:black, Conn. nr. 1, spanner size 24, switch press. 1.2-1.6 bar, thread M10x1.0	7.0046			
Eng. AGA, ALF	COL:blue, Conn. nr. 1, switch press. 0.15/0.35 bar, thread M10x1.0	7.0133			
Eng. AML, APS, ARJ	01/07/99 ->, ch. 8D-Y-000 001 ->, ch. 8DY000001 ->, COL:black, Conn. nr. 1, switch press. 1.2-1.6 bar, thread M10x1.0	7.0135			
All engines	Conn. nr. 2, plugged		7.6195		
All engines	Conn. nr. 2, thread M12x1.5			7.1087	T20

ENGINE				
2.4 quattro	Petrol	120	08/97-09/01	AJG, APZ

Engine	Information	S10	T10	T20 - T23	T22 - T25
All engines	-> 01/06/99 -> ch. 8DX500000, COL:black, Conn. nr. 1, spanner size 24, switch press. 1.2-1.6 bar, thread M10x1.0	7.0046			
Eng. AJG	COL:blue, Conn. nr. 1, switch press. 0.15/0.35 bar, thread M10x1.0	7.0133			
Eng. APZ	01/07/99 ->, ch. 8DY000001 ->, COL:black, Conn. nr. 1, switch press. 1.2-1.6 bar, thread M10x1.0	7.0135			
All engines	Conn. nr. 2, plugged		7.6195		
All engines	Conn. nr. 2, thread M12x1.5			7.1087	T20

ENGINE				
2.4 quattro	Petrol	121	03/97-09/01	AGA, ALF, AML, APS, ARJ

Engine	Information	S10	T10	T20 - T23	T22 - T25
All engines	-> 01/06/99 -> ch. 8D-X-500 000, -> ch. 8DX500000, COL:black, Conn. nr. 1, spanner size 24, switch press. 1.2-1.6 bar, thread M10x1.0	7.0046			
Eng. AGA, ALF	COL:blue, Conn. nr. 1, switch press. 0.15/0.35 bar, thread M10x1.0	7.0133			
Eng. AML, APS, ARJ	01/07/99 ->, ch. 8D-Y-000 001 ->, ch. 8DY000001 ->, COL:black, Conn. nr. 1, switch press. 1.2-1.6 bar, thread M10x1.0	7.0135			
Eng. AML	ch. 8D-X-200 001 ->, without cable		7.6099		
All engines	Conn. nr. 2, plugged, with cable		7.6195		
All engines	Conn. nr. 2, thread M12x1.5			7.1087	T20

ENGINE				
2.5 TDI	Diesel	110	09/97-09/01	AFB, AKN

Engine	Information	S10	T10	T20 - T23	T22 - T25
All engines	-> 01/03/99 -> ch. 8DX260000, COL:grey, Conn. nr. 1, switch press. 0.9 bar, thread M10x1.0	7.0095			
All engines	01/04/99 ->, ch. 8DX260001 ->, COL:grey, Conn. nr. 1, spanner size 24, switch press. 0.75-1.05 bar, thread M10x1.0	7.0134			
All engines	Conn. nr. 2, man 5 speed, plugged		7.6195		
All engines	bolted, Conn. nr. 2, man 6 speed, spanner size 22, thread M14x1.5		7.6256		
All engines	Conn. nr. 2, thread M12x1.5			7.1087	T20
All engines	Conn. nr. 4, thread M12x1.5			7.1126	T20

ENGINE				
2.5 TDI quattro	Diesel	110	09/97-09/01	AFB, AKN

Engine	Information	S10	T10	T20 - T23	T22 - T25
All engines	-> 01/03/99 -> ch. 8DX260000, COL:grey, Conn. nr. 1, switch press. 0.9 bar, thread M10x1.0	7.0095			
All engines	01/04/99 ->, ch. 8DX260001 ->, COL:grey, Conn. nr. 1, spanner size 24, switch press. 0.75-1.05 bar, thread M10x1.0	7.0134			
All engines	Conn. nr. 2, man 5 speed, plugged		7.6195		
All engines	bolted, Conn. nr. 2, man 6 speed, spanner size 22, thread M14x1.5		7.6256		
All engines	Conn. nr. 2, thread M12x1.5			7.1087	T20
All engines	Conn. nr. 4, thread M12x1.5			7.1126	T20

ENGINE				
2.6	Petrol	102	01/96-07/97	ACZ

Engine	Information	S10	T10	T20 - T23	T22 - T25
All engines	-> ch. 8D-V-054 232	7.0045			
All engines	ch. 8D-V-054 232 ->	7.0046			
All engines			7.6195	7.1087	T20

ENGINE				
2.6	Petrol	110	01/95-09/01	ABC

Engine	Information	S10	T10	T20 - T23	T22 - T25
All engines	-> 01/09/96 -> ch. 8DV054232, COL:white, Conn. nr. 1, spanner size 24, switch press. 1.8 bar, thread M10x1.0	7.0045			

S10	OIL PRESSURE WARNING LIGHT SWITCH	T10	REVERSING LIGHT SWITCH	T20	BRAKE LIGHT SWITCH
T22	SWITCH CLUTCH CONTROL (CRUISE CONTROL)	T23	SWITCH BRAKE ACTUATION (ENGINE TIMING)	T25	SWITCH CLUTCH CONTROL (ENGINE CONTROL)

FUNCTIONS ON THE VEHICLE

Vehicle	alim.	kW	Date	Engine	 S10	 T10	 T20 - T23	 T22 - T25
---------	-------	----	------	--------	---	---	--	---

ENGINE				
2.6	Petrol	110	01/95-09/01	ABC

Engine	Information	S10	T10	T20 - T23	T22 - T25
All engines	01/10/96 ->, ch. 8DV054233 ->, COL:black, Conn. nr. 1, spanner size 24, switch press. 1.2-1.6 bar, thread M10x1.0	7.0046			
All engines	Conn. nr. 2, plugged		7.6195		
All engines	Conn. nr. 2, thread M12x1.5			7.1087	T20

ENGINE				
2.6 [ExtraEU]	Petrol	102	01/96-07/97	ACZ

Engine	Information	S10	T10	T20 - T23	T22 - T25
All engines	-> 01/09/96, ->ch. 8DV054232, COL:white, Conn. nr. 1, spanner size 24, switch press. 1.8 bar, thread M10x1.0	7.0045			
All engines	01/10/96 ->, ch. 8DV054233 ->, COL:black, Conn. nr. 1, spanner size 24, switch press. 1.2-1.6 bar, thread M10x1.0	7.0046			
All engines	Conn. nr. 2, plugged		7.6195		
All engines	01/08/96 ->, Conn. nr. 2, thread M12x1.5			7.1087	T20
All engines	-> 01/07/96, Conn. nr. 4, thread M12x1.5			7.1126	T20

ENGINE				
2.6 quattro	Petrol	110	01/95-09/01	ABC

Engine	Information	S10	T10	T20 - T23	T22 - T25
All engines	-> 01/09/96, ->ch. 8DV054232, COL:white, Conn. nr. 1, spanner size 24, switch press. 1.8 bar, thread M10x1.0	7.0045			
All engines	01/10/96 ->, ch. 8DV054233 ->, COL:black, Conn. nr. 1, spanner size 24, switch press. 1.2-1.6 bar, thread M10x1.0	7.0046			
All engines	Conn. nr. 2, plugged		7.6195		
All engines	Conn. nr. 2, thread M12x1.5			7.1087	T20

ENGINE				
2.8	Petrol	128	09/95-07/97	AAH

Engine	Information	S10	T10	T20 - T23	T22 - T25
All engines	-> 01/09/96, ->ch. 8D-V-054 232, ->ch. 8DV054232, COL:white, Conn. nr. 1, spanner size 24, switch press. 1.8 bar, thread M10x1.0	7.0045			
All engines	01/10/96 ->, ch. 8D-V-054 232 ->, ch. 8DV054233 ->, COL:black, Conn. nr. 1, spanner size 24, switch press. 1.2-1.6 bar, thread M10x1.0	7.0046			
All engines	Conn. nr. 2, plugged		7.6195		
All engines	Conn. nr. 2, pole nr. 2, thread M12x1.5			7.1087	T20

ENGINE				
2.8	Petrol	140	03/99-10/00	ATX

Engine	Information	S10	T10	T20 - T23	T22 - T25
All engines	->ch. 8D-X-500 000	7.0046			
All engines	ch. 8D-Y-000 001 ->, ch. 8DY000001 ->, COL:black, Conn. nr. 1, switch press. 1.2-1.6 bar, thread M10x1.0	7.0135			
All engines	Conn. nr. 2, plugged		7.6195		
All engines	Conn. nr. 2, pole nr. 2, thread M12x1.5			7.1087	T20
All engines	pole nr. 4			7.1126	T20

ENGINE				
2.8	Petrol	142	10/96-09/01	ACK, ALG, AMX, APR, AQD, ATQ

Engine	Information	S10	T10	T20 - T23	T22 - T25
Eng. ACK, ALG, AMX	COL:white, Conn. nr. 1, spanner size 24, switch press. 1.8 bar, thread M10x1.0	7.0045			
All engines	-> 01/06/99, ->ch. 8D-X-500 000, ->ch. 8DX500000, COL:black, Conn. nr. 1, spanner size 24, switch press. 1.2-1.6 bar, thread M10x1.0	7.0046			
All engines	01/07/99 ->, ch. 8D-Y-000 001 ->, ch. 8DY000001 ->, COL:black, Conn. nr. 1, switch press. 1.2-1.6 bar, thread M10x1.0	7.0135			
All engines	Conn. nr. 2, plugged		7.6195		
All engines	Conn. nr. 2, pole nr. 2, thread M12x1.5			7.1087	T20
Eng. AMX	pole nr. 4			7.1126	T20

ENGINE				
2.8 quattro	Petrol	128	01/95-07/97	AAH

Engine	Information	S10	T10	T20 - T23	T22 - T25
All engines	->ch. 8DV054232, COL:white, Conn. nr. 1, spanner size 24, switch press. 1.8 bar, thread M10x1.0	7.0045			
All engines	Conn. nr. 2, plugged		7.6195		
All engines	Conn. nr. 2, thread M12x1.5			7.1087	T20

S10	OIL PRESSURE WARNING LIGHT SWITCH	T10	REVERSING LIGHT SWITCH	T20	BRAKE LIGHT SWITCH
T22	SWITCH CLUTCH CONTROL (CRUISE CONTROL)	T23	SWITCH BRAKE ACTUATION (ENGINE TIMING)	T25	SWITCH CLUTCH CONTROL (ENGINE CONTROL)

FUNCTIONS ON THE VEHICLE

Vehicle	alim.	kW	Date	Engine	 S10	 T10	 T20 - T23	 T22 - T25
---------	-------	----	------	--------	---	---	--	---

ENGINE				
2.8 quattro	Petrol	140	03/99-10/00	ATX

Engine	Information	S10	T10	T20 - T23	T22 - T25
All engines	->ch. 8D-X-500 000	7.0046			
All engines	ch. 8D-Y-000 001 ->, ch. 8DY000001 ->, COL:black, Conn. nr. 1, switch press. 1.2-1.6 bar, thread M10x1.0	7.0135			
All engines	Conn. nr. 2, plugged		7.6195		
All engines	Conn. nr. 2, pole nr. 2, thread M12x1.5			7.1087	T20
All engines	pole nr. 4			7.1126	T20

ENGINE				
2.8 quattro	Petrol	142	10/96-09/01	ACK, ALG, AMX, APR, AQD

Engine	Information	S10	T10	T20 - T23	T22 - T25
Eng. ACK, ALG, AMX	COL:white, Conn. nr. 1, spanner size 24, switch press. 1.8 bar, thread M10x1.0	7.0045			
All engines	-> 01/06/99, ->ch. 8DX500000, COL:black, Conn. nr. 1, spanner size 24, switch press. 1.2-1.6 bar, thread M10x1.0	7.0046			
All engines	01/07/99 ->, ch. 8DY000001 ->, COL:black, Conn. nr. 1, switch press. 1.2-1.6 bar, thread M10x1.0	7.0135			
All engines	Conn. nr. 2, plugged		7.6195		
All engines	Conn. nr. 2, thread M12x1.5			7.1087	T20

ENGINE				
RS4 quattro	Petrol	280	05/00-09/01	ASJ, AZR

Engine	Information	S10	T10	T20 - T23	T22 - T25
All engines	COL:black, Conn. nr. 1, switch press. 1.2-1.6 bar, thread M10x1.0	7.0135			
All engines	bolted, Conn. nr. 2, spanner size 22, thread M14x1.5		7.6256		
All engines	Conn. nr. 2, thread M12x1.5			7.1087	T20
All engines	Conn. nr. 4, thread M12x1.5			7.1126	T20

ENGINE				
S4 quattro	Petrol	195	09/97-09/01	AGB, AZB

Engine	Information	S10	T10	T20 - T23	T22 - T25
All engines	-> 01/06/99, ->ch. 8DX500000, COL:black, Conn. nr. 1, spanner size 24, switch press. 1.2-1.6 bar, thread M10x1.0	7.0046			
All engines	01/07/99 ->, ch. 8DY000001 ->, COL:black, Conn. nr. 1, switch press. 1.2-1.6 bar, thread M10x1.0	7.0135			
All engines	bolted, Conn. nr. 2, spanner size 22, thread M14x1.5		7.6256		
All engines	Conn. nr. 2, thread M12x1.5			7.1087	T20
All engines	Conn. nr. 4, thread M12x1.5			7.1126	T20

A4 II

ENGINE				
1.6	Petrol	75	11/00-12/04	ALZ

Engine	Information	S10	T10	T20 - T23	T22 - T25
All engines	COL:black, Conn. nr. 1, switch press. 1.2-1.6 bar, thread M10x1.0	7.0135			
All engines	Conn. nr. 2, plugged		7.6195		
All engines	Conn. nr. 4, thread M12x1.5			7.1229	T20
All engines					7.1220 T22

ENGINE				
1.8 T	Petrol	110	11/00-07/02	AVJ

Engine	Information	S10	T10	T20 - T23	T22 - T25
All engines	COL:black, Conn. nr. 1, switch press. 1.2-1.6 bar, thread M10x1.0	7.0135			
All engines	Conn. nr. 2, plugged		7.6195		
All engines	Conn. nr. 4, thread M12x1.5			7.1229	T20
All engines					7.1220 T22

ENGINE				
1.8 T	Petrol	120	07/02-03/09	BFB

Engine	Information	S10	T10	T20 - T23	T22 - T25
All engines	COL:black, Conn. nr. 1, switch press. 1.2-1.6 bar, thread M10x1.0	7.0135			
All engines	Conn. nr. 2, man 5 speed, plugged		7.6195		
All engines	bolted, Conn. nr. 2, man 6 speed, spanner size 22, thread M14x1.5		7.6256		
All engines	Conn. nr. 4, thread M12x1.5			7.1229	T20
All engines					7.1220 T22
All engines	COL:blue, COL:white, Conn. nr. 4, LHD, RHD				7.1220 T25

S10	OIL PRESSURE WARNING LIGHT SWITCH	T10	REVERSING LIGHT SWITCH	T20	BRAKE LIGHT SWITCH
T22	SWITCH CLUTCH CONTROL (CRUISE CONTROL)	T23	SWITCH BRAKE ACTUATION (ENGINE TIMING)	T25	SWITCH CLUTCH CONTROL (ENGINE CONTROL)

FUNCTIONS ON THE VEHICLE

Vehicle	alim.	kW	Date	Engine	 S10	 T10	 T20 - T23	 T22 - T25
---------	-------	----	------	--------	---	---	--	---

				ENGINE
1.8 T	Petrol	125	07/01-12/04	AMB

Engine	Information	S10	T10	T20 - T23	T22 - T25
All engines		7.0135		7.1229 T20	7.1220 T22
All engines	->ch. 8E-1-200 000, man 6 speed		7.6099		
All engines	man 5 speed		7.6195		
All engines	ch. 8E-2-200 001 ->, man 6 speed		7.6256		

				ENGINE
1.8 T	Petrol	140	11/02-12/04	BEX

Engine	Information	S10	T10	T20 - T23	T22 - T25
All engines	COL:black, Conn. nr. 1, switch press. 1.2-1.6 bar, thread M10x1.0	7.0135			
All engines	bolted, Conn. nr. 2, spanner size 22, thread M14x1.5		7.6256		
All engines	Conn. nr. 4, thread M12x1.5			7.1229 T20	
All engines					7.1220 T22

				ENGINE
1.8 T quattro	Petrol	110	11/00-07/02	AVJ

Engine	Information	S10	T10	T20 - T23	T22 - T25
All engines	COL:black, Conn. nr. 1, switch press. 1.2-1.6 bar, thread M10x1.0	7.0135			
All engines	Conn. nr. 2, plugged		7.6195		
All engines	Conn. nr. 4, thread M12x1.5			7.1229 T20	
All engines					7.1220 T22

				ENGINE
1.8 T quattro	Petrol	120	07/02-03/09	BFB

Engine	Information	S10	T10	T20 - T23	T22 - T25
All engines	COL:black, Conn. nr. 1, switch press. 1.2-1.6 bar, thread M10x1.0	7.0135			
All engines	Conn. nr. 2, man 5 speed, plugged		7.6195		
All engines	bolted, Conn. nr. 2, man 6 speed, spanner size 22, thread M14x1.5		7.6256		
All engines	Conn. nr. 4, thread M12x1.5			7.1229 T20	
All engines					7.1220 T22

				ENGINE
1.8 T quattro	Petrol	125	07/01-12/04	AMB

Engine	Information	S10	T10	T20 - T23	T22 - T25
All engines	COL:black, Conn. nr. 1, switch press. 1.2-1.6 bar, thread M10x1.0	7.0135			
All engines	->ch. 8E-1-200 000, man 6 speed		7.6099		
All engines	Conn. nr. 2, man 5 speed, plugged		7.6195		
All engines	bolted, ch. 8E-2-200 001 ->, Conn. nr. 2, man 6 speed, spanner size 22, thread M14x1.5		7.6256		
All engines	Conn. nr. 4, thread M12x1.5			7.1229 T20	
All engines	COL:blue, Conn. nr. 4				7.1220 T22

				ENGINE
1.8 T quattro	Petrol	140	11/02-12/04	BEX

Engine	Information	S10	T10	T20 - T23	T22 - T25
All engines	COL:black, Conn. nr. 1, switch press. 1.2-1.6 bar, thread M10x1.0	7.0135			
All engines	bolted, Conn. nr. 2, spanner size 22, thread M14x1.5		7.6256		
All engines	Conn. nr. 4, thread M12x1.5			7.1229 T20	
All engines					7.1220 T22

				ENGINE
1.9 TDI	Diesel	74	05/01-12/04	AVB

Engine	Information	S10	T10	T20 - T23	T22 - T25
All engines	COL:brown, Conn. nr. 1, spanner size 24, switch press. 0.55-0.85 bar, thread M10x1.0	7.0132			
All engines	Conn. nr. 2, plugged		7.6195		
All engines	Conn. nr. 4, thread M12x1.5			7.1229 T20	
All engines					7.1220 T22

				ENGINE
1.9 TDI	Diesel	85	06/04-12/04	BKE

Engine	Information	S10	T10	T20 - T23	T22 - T25
All engines	COL:brown, Conn. nr. 1, spanner size 24, switch press. 0.55-0.85 bar, thread M10x1.0	7.0132			
All engines	Conn. nr. 2, plugged		7.6195		
All engines	Conn. nr. 4, thread M12x1.5			7.1229 T20	
All engines					7.1220 T22

S10 OIL PRESSURE WARNING LIGHT SWITCH	T10 REVERSING LIGHT SWITCH	T20 BRAKE LIGHT SWITCH
T22 SWITCH CLUTCH CONTROL (CRUISE CONTROL)	T23 SWITCH BRAKE ACTUATION (ENGINE TIMING)	T25 SWITCH CLUTCH CONTROL (ENGINE CONTROL)

FUNCTIONS ON THE VEHICLE

Vehicle	alim.	kW	Date	Engine	 S10	 T10	 T20 - T23	 T22 - T25
---------	-------	----	------	--------	---	---	--	---

				ENGINE
1.9 TDI	Diesel	96	11/00-12/04	AVF, AWX

Engine	Information	S10	T10	T20 - T23	T22 - T25
All engines	COL: brown, Conn. nr. 1, spanner size 24, switch press. 0.55-0.85 bar, thread M10x1.0	7.0132			
All engines	Conn. nr. 2, man 5 speed, plugged		7.6195		
All engines	bolted, Conn. nr. 2, man 6 speed, spanner size 22, thread M14x1.5		7.6256		
All engines	Conn. nr. 4, thread M12x1.5			7.1229	T20
All engines					7.1220 T22

				ENGINE
1.9 TDI quattro	Diesel	96	11/01-12/04	AVF

Engine	Information	S10	T10	T20 - T23	T22 - T25
All engines	COL: brown, Conn. nr. 1, spanner size 24, switch press. 0.55-0.85 bar, thread M10x1.0	7.0132			
All engines	bolted, Conn. nr. 2, spanner size 22, thread M14x1.5		7.6256		
All engines	Conn. nr. 4, thread M12x1.5			7.1229	T20
All engines					7.1220 T22

				ENGINE
2.0	Petrol	96	11/00-12/05	ALT

Engine	Information	S10	T10	T20 - T23	T22 - T25
All engines	COL: black, Conn. nr. 1, switch press. 1.2-1.6 bar, thread M10x1.0	7.0135			
All engines	Conn. nr. 2, plugged		7.6195		
All engines	Conn. nr. 4, thread M12x1.5			7.1229	T20
All engines					7.1220 T22

				ENGINE
2.0 FSI	Petrol	110	07/02-12/04	AWA

Engine	Information	S10	T10	T20 - T23	T22 - T25
All engines	COL: black, Conn. nr. 1, switch press. 1.2-1.6 bar, thread M10x1.0	7.0135			
All engines	Conn. nr. 2, plugged		7.6195		
All engines	Conn. nr. 4, thread M12x1.5			7.1229	T20
All engines					7.1220 T22

				ENGINE
2.0 TDI	Diesel	100	01/06-03/09	BRC

Engine	Information	S10	T10	T20 - T23	T22 - T25
All engines	COL: brown, Conn. nr. 1, spanner size 24, switch press. 0.55-0.85 bar, thread M10x1.0	7.0132			
All engines	-> ch. 8E-1-200 000, man 6 speed		7.6099		
All engines	man 5 speed		7.6195		
All engines	bolted, ch. 8E-2-200 001 ->, Conn. nr. 2, man 6 speed, spanner size 22, thread M14x1.5		7.6256		
All engines	Conn. nr. 4, thread M12x1.5			7.1229	T20
All engines	COL: blue, Conn. nr. 4				7.1220 T22
All engines	COL: white, Conn. nr. 4				7.1220 T25

				ENGINE
2.0 TDI	Diesel	103	01/06-03/09	BPW

Engine	Information	S10	T10	T20 - T23	T22 - T25
All engines	COL: brown, Conn. nr. 1, spanner size 24, switch press. 0.55-0.85 bar, thread M10x1.0	7.0132			
All engines	bolted, Conn. nr. 2, spanner size 22, thread M14x1.5		7.6256		
All engines	Conn. nr. 4, thread M12x1.5			7.1229	T20
All engines	COL: white, Conn. nr. 4				7.1220 T25

				ENGINE
2.0 TFSI 16V	Petrol	147	01/06-03/09	BWE, BWT




Engine	Information	S10	T10	T20 - T23	T22 - T25
All engines	COL: black, Conn. nr. 2, switch press. 1.2-1.6 bar, thread M10x1.0	7.0168			
All engines	bolted, Conn. nr. 2, spanner size 22, thread M14x1.5		7.6256		
All engines	Conn. nr. 4, thread M12x1.5			7.1229	T20
All engines	COL: white, Conn. nr. 4				7.1220 T25

				ENGINE
2.0 TFSI quattro	Petrol	147	11/05-03/09	BWT

Engine	Information	S10	T10	T20 - T23	T22 - T25
All engines	-> ch. 8E-5-533 000	7.0159			
All engines	ch. 8E-5-533 001 ->	7.0168			
All engines	-> ch. 8E-1-200 000, man 6 speed		7.6099		

S10	OIL PRESSURE WARNING LIGHT SWITCH	T10	REVERSING LIGHT SWITCH	T20	BRAKE LIGHT SWITCH
T22	SWITCH CLUTCH CONTROL (CRUISE CONTROL)	T23	SWITCH BRAKE ACTUATION (ENGINE TIMING)	T25	SWITCH CLUTCH CONTROL (ENGINE CONTROL)

FUNCTIONS ON THE VEHICLE

Vehicle	alim.	kW	Date	Engine	 S10	 T10	 T20 - T23	 T22 - T25
---------	-------	----	------	--------	---	---	--	---

				ENGINE
2.0 TFSI quattro	Petrol	147	11/05-03/09	BWT

Engine	Information	S10	T10	T20 - T23	T22 - T25
All engines	man 5 speed		7.6195		
All engines	ch. 8E-2-200 001 ->, man 6 speed		7.6256		
All engines				7.1229 T20	7.1220 T22

				ENGINE
2.4	Petrol	120	09/01-12/05	AMM

Engine	Information	S10	T10	T20 - T23	T22 - T25
All engines	COL:black, Conn. nr. 1, switch press. 1.2-1.6 bar, thread M10x1.0	7.0135			
All engines	Conn. nr. 2, man 5 speed, plugged		7.6195		
All engines	bolted, Conn. nr. 2, man 6 speed, spanner size 22, thread M14x1.5		7.6256		
All engines	Conn. nr. 4, thread M12x1.5			7.1229 T20	
All engines					7.1220 T22

				ENGINE
2.4	Petrol	125	09/01-12/05	BDV

Engine	Information	S10	T10	T20 - T23	T22 - T25
All engines	COL:black, Conn. nr. 1, switch press. 1.2-1.6 bar, thread M10x1.0	7.0135			
All engines	Conn. nr. 2, man 5 speed, plugged		7.6195		
All engines	bolted, Conn. nr. 2, man 6 speed, spanner size 22, thread M14x1.5		7.6256		
All engines	Conn. nr. 4, thread M12x1.5			7.1229 T20	
All engines					7.1220 T22

				ENGINE
2.5 TDI	Diesel	114	08/01-07/02	AYM

Engine	Information	S10	T10	T20 - T23	T22 - T25
All engines	COL:grey, Conn. nr. 1, spanner size 24, switch press. 0.75-1.05 bar, thread M10x1.0	7.0134			
All engines	bolted, Conn. nr. 2, spanner size 22, thread M14x1.5		7.6256		
All engines	Conn. nr. 4, thread M12x1.5			7.1229 T20	
All engines					7.1220 T22

				ENGINE
2.5 TDI	Diesel	120	07/02-12/05	BCZ, BDG, BFC

Engine	Information	S10	T10	T20 - T23	T22 - T25
All engines	COL:grey, Conn. nr. 1, spanner size 24, switch press. 0.75-1.05 bar, thread M10x1.0	7.0134			
All engines	bolted, Conn. nr. 2, spanner size 22, thread M14x1.5		7.6256		
All engines	Conn. nr. 4, thread M12x1.5			7.1229 T20	
All engines					7.1220 T22

				ENGINE
2.5 TDI quattro	Diesel	132	11/00-12/04	AKE, BAU, BDH

Engine	Information	S10	T10	T20 - T23	T22 - T25
All engines	COL:grey, Conn. nr. 1, spanner size 24, switch press. 0.75-1.05 bar, thread M10x1.0	7.0134			
All engines	bolted, Conn. nr. 2, spanner size 22, thread M14x1.5		7.6256		
All engines	Conn. nr. 4, thread M12x1.5			7.1229 T20	
All engines					7.1220 T22

				ENGINE
2.7 TDI	Diesel	132	06/06-03/09	BPP

Engine	Information	S10	T10	T20 - T23	T22 - T25
All engines	COL:grey, Conn. nr. 1, spanner size 24, switch press. 0.75-1.05 bar, thread M10x1.0	7.0134			
All engines	Conn. nr. 4, thread M12x1.5			7.1229 T20	

				ENGINE
3.0	Petrol	160	04/01-12/05	BBJ

Engine	Information	S10	T10	T20 - T23	T22 - T25
All engines	COL:black, Conn. nr. 1, switch press. 1.2-1.6 bar, thread M10x1.0	7.0135			
All engines	Conn. nr. 2, man 5 speed, plugged		7.6195		
All engines	bolted, Conn. nr. 2, man 6 speed, spanner size 22, thread M14x1.5		7.6256		
All engines	Conn. nr. 4, thread M12x1.5			7.1229 T20	
All engines					7.1220 T22

S10 OIL PRESSURE WARNING LIGHT SWITCH	T10 REVERSING LIGHT SWITCH	T20 BRAKE LIGHT SWITCH
T22 SWITCH CLUTCH CONTROL (CRUISE CONTROL)	T23 SWITCH BRAKE ACTUATION (ENGINE TIMING)	T25 SWITCH CLUTCH CONTROL (ENGINE CONTROL)

FUNCTIONS ON THE VEHICLE

Vehicle	alim.	kW	Date	Engine	 S10	 T10	 T20 - T23	 T22 - T25
---------	-------	----	------	--------	---	---	--	---

ENGINE				
3.0	Petrol	162	11/00-12/05	ASN, AVK

Engine	Information	S10	T10	T20 - T23	T22 - T25
All engines	COL:black, Conn. nr. 1, switch press. 1.2-1.6 bar, thread M10x1.0	7.0135			
Eng. AVK	->ch. 8E-1-200 000, man 6 speed		7.6099		
All engines	Conn. nr. 2, man 5 speed, plugged		7.6195		
All engines	bolted, ch. 8E-2-200 001 ->, Conn. nr. 2, man 6 speed, spanner size 22, thread M14x1.5		7.6256		
All engines	Conn. nr. 4, thread M12x1.5			7.1229	T20
All engines					7.1220 T22

ENGINE				
3.0 quattro	Petrol	160	04/01-12/04	BBJ

Engine	Information	S10	T10	T20 - T23	T22 - T25
All engines	COL:black, Conn. nr. 1, switch press. 1.2-1.6 bar, thread M10x1.0	7.0135			
All engines	Conn. nr. 2, man 5 speed, plugged		7.6195		
All engines	bolted, Conn. nr. 2, man 6 speed, spanner size 22, thread M14x1.5		7.6256		
All engines	Conn. nr. 4, thread M12x1.5			7.1229	T20
All engines					7.1220 T22

ENGINE				
3.0 quattro	Petrol	162	11/00-12/05	ASN, AVK

Engine	Information	S10	T10	T20 - T23	T22 - T25
All engines	COL:black, Conn. nr. 1, switch press. 1.2-1.6 bar, thread M10x1.0	7.0135			
Eng. AVK	->ch. 8E-1-200 000, man 6 speed		7.6099		
All engines	Conn. nr. 2, man 5 speed, plugged		7.6195		
All engines	bolted, ch. 8E-2-200 001 ->, Conn. nr. 2, man 6 speed, spanner size 22, thread M14x1.5		7.6256		
All engines	Conn. nr. 4, thread M12x1.5			7.1229	T20
All engines	COL:white, Conn. nr. 4				7.1220 T22

ENGINE				
3.0 TDI quattro	Diesel	150	01/06-03/09	BKN

Engine	Information	S10	T10	T20 - T23	T22 - T25
All engines	COL:grey, Conn. nr. 1, spanner size 24, switch press. 0.75-1.05 bar, thread M10x1.0	7.0134			
All engines	thread M14x1.5		7.6256		
All engines	Conn. nr. 4, thread M12x1.5			7.1229	T20
All engines	COL:white, Conn. nr. 4				7.1220 T25

ENGINE				
3.0 TDI quattro	Diesel	171	01/06-03/09	ASB

Engine	Information	S10	T10	T20 - T23	T22 - T25
All engines	COL:grey, Conn. nr. 1, spanner size 24, switch press. 0.75-1.05 bar, thread M10x1.0	7.0134			
All engines	thread M14x1.5		7.6256		
All engines	Conn. nr. 4, thread M12x1.5			7.1229	T20
All engines	COL:white, Conn. nr. 4				7.1220 T25

ENGINE				
3.2 FSI	Petrol	188	01/06-03/09	AUK

Engine	Information	S10	T10	T20 - T23	T22 - T25
All engines	COL:black, Conn. nr. 2, switch press. 1.2-1.6 bar, thread M10x1.0	7.0168			
All engines	Conn. nr. 4, thread M12x1.5			7.1229	T20

ENGINE				
3.2 FSI quattro	Petrol	188	01/06-03/09	AUK




Engine	Information	S10	T10	T20 - T23	T22 - T25
All engines	COL:black, Conn. nr. 2, switch press. 1.2-1.6 bar, thread M10x1.0	7.0168			
All engines	thread M14x1.5		7.6256		
All engines	Conn. nr. 4, thread M12x1.5			7.1229	T20
All engines	COL:blue, COL:white, Conn. nr. 4, LHD, RHD				7.1220 T25

ENGINE				
RS4 quattro	Petrol	309	06/06-03/09	BNS

Engine	Information	S10	T10	T20 - T23	T22 - T25
All engines	COL:black, Conn. nr. 1, switch press. 1.2-1.6 bar, thread M10x1.0	7.0135			
All engines	bolted, Conn. nr. 2, spanner size 22, thread M14x1.5		7.6256		
All engines	Conn. nr. 4, thread M12x1.5			7.1229	T20

S10 OIL PRESSURE WARNING LIGHT SWITCH	T10 REVERSING LIGHT SWITCH	T20 BRAKE LIGHT SWITCH
T22 SWITCH CLUTCH CONTROL (CRUISE CONTROL)	T23 SWITCH BRAKE ACTUATION (ENGINE TIMING)	T25 SWITCH CLUTCH CONTROL (ENGINE CONTROL)

FUNCTIONS ON THE VEHICLE

Vehicle	alim.	kW	Date	Engine	 S10	 T10	 T20 - T23	 T22 - T25
---------	-------	----	------	--------	---	---	--	---

				ENGINE
RS4 quattro	Petrol	309	06/06-03/09	BNS

Engine	Information	S10	T10	T20 - T23	T22 - T25
All engines	COL:white, Conn. nr. 4				7.1220 T25

				ENGINE
S4 quattro	Petrol	253	03/03-03/09	BBK

Engine	Information	S10	T10	T20 - T23	T22 - T25
All engines	COL:black, Conn. nr. 1, switch press. 1.2-1.6 bar, thread M10x1.0	7.0135			
All engines	bolted, Conn. nr. 2, spanner size 22, thread M14x1.5		7.6256		
All engines	Conn. nr. 4, thread M12x1.5			7.1229 T20	
All engines	COL:white, Conn. nr. 4				7.1220 T22, T25

A4 III

				ENGINE
1.6	Petrol	75	11/04-06/08	ALZ

Engine	Information	S10	T10	T20 - T23	T22 - T25
All engines	COL:black, Conn. nr. 1, switch press. 1.2-1.6 bar, thread M10x1.0	7.0135			
All engines	Conn. nr. 2, plugged		7.6195		
All engines	Conn. nr. 4, thread M12x1.5			7.1229 T20	
All engines	COL:white, Conn. nr. 4				7.1220 T25

				ENGINE
1.8 T	Petrol	120	11/04-06/08	BFB

Engine	Information	S10	T10	T20 - T23	T22 - T25
All engines	COL:black, Conn. nr. 1, switch press. 1.2-1.6 bar, thread M10x1.0	7.0135			
All engines	Conn. nr. 2, plugged		7.6195		
All engines	Conn. nr. 4, thread M12x1.5			7.1229 T20	
All engines	COL:blue, COL:white, Conn. nr. 4				7.1220 T25

				ENGINE
1.8 T quattro	Petrol	120	11/04-06/08	BFB

Engine	Information	S10	T10	T20 - T23	T22 - T25
All engines	COL:black, Conn. nr. 1, switch press. 1.2-1.6 bar, thread M10x1.0	7.0135			
All engines	thread M14x1.5		7.6256		
All engines	Conn. nr. 4, thread M12x1.5			7.1229 T20	
All engines	COL:white, Conn. nr. 4				7.1220 T25

				ENGINE
1.9 TDI	Diesel	85	11/04-06/08	BKE, BRB

Engine	Information	S10	T10	T20 - T23	T22 - T25
All engines	COL:brown, Conn. nr. 1, spanner size 24, switch press. 0.55-0.85 bar, thread M10x1.0	7.0132			
All engines	thread M14x1.5		7.6256		
All engines	Conn. nr. 4, thread M12x1.5			7.1229 T20	
All engines	COL:white, Conn. nr. 4				7.1220 T25

				ENGINE
2.0	Petrol	96	11/04-06/08	ALT

Engine	Information	S10	T10	T20 - T23	T22 - T25
All engines	COL:black, Conn. nr. 1, switch press. 1.2-1.6 bar, thread M10x1.0	7.0135			
All engines	Conn. nr. 2, plugged		7.6195		
All engines	Conn. nr. 4, thread M12x1.5			7.1229 T20	
All engines	COL:white, Conn. nr. 4				7.1220 T25

				ENGINE
2.0 TDI	Diesel	100	11/04-06/08	BNA, BRF





Engine	Information	S10	T10	T20 - T23	T22 - T25
All engines	COL:brown, Conn. nr. 1, spanner size 24, switch press. 0.55-0.85 bar, thread M10x1.0	7.0132			
All engines	thread M14x1.5		7.6256		
All engines	Conn. nr. 4, thread M12x1.5			7.1229 T20	
All engines	COL:blue, Conn. nr. 4				7.1220 T22
All engines	COL:white, Conn. nr. 4				7.1220 T25

				ENGINE
2.0 TDI	Diesel	103	11/04-06/08	BPW

Engine	Information	S10	T10	T20 - T23	T22 - T25
All engines	COL:brown, Conn. nr. 1, spanner size 24, switch press. 0.55-0.85 bar, thread M10x1.0	7.0132			

S10 OIL PRESSURE WARNING LIGHT SWITCH	T10 REVERSING LIGHT SWITCH	T20 BRAKE LIGHT SWITCH
T22 SWITCH CLUTCH CONTROL (CRUISE CONTROL)	T23 SWITCH BRAKE ACTUATION (ENGINE TIMING)	T25 SWITCH CLUTCH CONTROL (ENGINE CONTROL)

FUNCTIONS ON THE VEHICLE

Vehicle	alim.	kW	Date	Engine	 S10	 T10	 T20 - T23	 T22 - T25
---------	-------	----	------	--------	---	---	--	---

				ENGINE
2.0 TDI	Diesel	103	11/04-06/08	BPW

Engine	Information	S10	T10	T20 - T23	T22 - T25
All engines	thread M14x1.5		7.6256		
All engines	Conn. nr. 4, thread M12x1.5			7.1229 T20	
All engines	COL:white, Conn. nr. 4				7.1220 T25

				ENGINE
2.0 TDI	Diesel	120	06/06-06/08	BVA

Engine	Information	S10	T10	T20 - T23	T22 - T25
All engines	COL:brown, Conn. nr. 1, spanner size 24, switch press. 0.55-0.85 bar, thread M10x1.0	7.0132			
All engines	thread M14x1.5		7.6256		
All engines	Conn. nr. 4, thread M12x1.5			7.1229 T20	
All engines	COL:white, Conn. nr. 4				7.1220 T25

				ENGINE
2.0 TDI	Diesel	125	06/06-06/08	BRD

Engine	Information	S10	T10	T20 - T23	T22 - T25
All engines	COL:brown, Conn. nr. 1, spanner size 24, switch press. 0.55-0.85 bar, thread M10x1.0	7.0132			
All engines	man 5 speed		7.6195		
All engines	man 6 speed, thread M14x1.5		7.6256		
All engines	Conn. nr. 4, thread M12x1.5			7.1229 T20	
All engines	Qty 2				7.1220 T22
All engines	COL:white, Conn. nr. 4				7.1220 T25

				ENGINE
2.0 TDI	Diesel	89	09/05-09/06	BVG

Engine	Information	S10	T10	T20 - T23	T22 - T25
All engines	COL:brown, Conn. nr. 1, spanner size 24, switch press. 0.55-0.85 bar, thread M10x1.0	7.0132			
All engines	Conn. nr. 4, thread M12x1.5			7.1229 T20	

				ENGINE
2.0 TDI	Diesel	93	11/05-11/06	BVF

Engine	Information	S10	T10	T20 - T23	T22 - T25
All engines	COL:brown, Conn. nr. 1, spanner size 24, switch press. 0.55-0.85 bar, thread M10x1.0	7.0132			
All engines	thread M14x1.5		7.6256		
All engines	Conn. nr. 4, thread M12x1.5			7.1229 T20	
All engines	COL:white, Conn. nr. 4				7.1220 T25

				ENGINE
2.0 TDI 16V	Diesel	103	11/04-06/08	BLB, BRE

Engine	Information	S10	T10	T20 - T23	T22 - T25
All engines	COL:brown, Conn. nr. 1, spanner size 24, switch press. 0.55-0.85 bar, thread M10x1.0	7.0132			
Eng. BRE	man 5 speed		7.6195		
All engines	man 6 speed, thread M14x1.5		7.6256		
All engines	Conn. nr. 4, thread M12x1.5			7.1229 T20	
All engines	COL:white, Conn. nr. 4				7.1220 T25

				ENGINE
2.0 TDI quattro	Diesel	103	01/06-06/08	BPW

Engine	Information	S10	T10	T20 - T23	T22 - T25
All engines	COL:brown, Conn. nr. 1, spanner size 24, switch press. 0.55-0.85 bar, thread M10x1.0	7.0132			
All engines	thread M14x1.5		7.6256		
All engines	Conn. nr. 4, thread M12x1.5			7.1229 T20	
All engines	COL:white, Conn. nr. 4				7.1220 T25

				ENGINE
2.0 TDI quattro	Diesel	120	06/06-06/08	BVA

Engine	Information	S10	T10	T20 - T23	T22 - T25
All engines	COL:brown, Conn. nr. 1, spanner size 24, switch press. 0.55-0.85 bar, thread M10x1.0	7.0132			
All engines	thread M14x1.5		7.6256		
All engines	Conn. nr. 4, thread M12x1.5			7.1229 T20	
All engines	COL:white, Conn. nr. 4				7.1220 T25

S10	OIL PRESSURE WARNING LIGHT SWITCH	T10	REVERSING LIGHT SWITCH	T20	BRAKE LIGHT SWITCH
T22	SWITCH CLUTCH CONTROL (CRUISE CONTROL)	T23	SWITCH BRAKE ACTUATION (ENGINE TIMING)	T25	SWITCH CLUTCH CONTROL (ENGINE CONTROL)

FUNCTIONS ON THE VEHICLE

Vehicle	alim.	kW	Date	Engine	 S10	 T10	 T20 - T23	 T22 - T25
---------	-------	----	------	--------	---	---	--	---

ENGINE				
2.0 TDI quattro	Diesel	125	06/06-06/08	BRD

Engine	Information	S10	T10	T20 - T23	T22 - T25
All engines	COL: brown, Conn. nr. 1, spanner size 24, switch press. 0.55-0.85 bar, thread M10x1.0	7.0132			
All engines	man 5 speed		7.6195		
All engines	man 6 speed, thread M14x1.5		7.6256		
All engines	Conn. nr. 4, thread M12x1.5			7.1229 T20	
All engines	COL: white, Conn. nr. 4				7.1220 T25

ENGINE				
2.0 TFSI	Petrol	125	10/06-06/08	BPJ, BYK

Engine	Information	S10	T10	T20 - T23	T22 - T25
All engines	COL: black, Conn. nr. 2, switch press. 1.2-1.6 bar, thread M10x1.0	7.0168			
Eng. BPJ	thread M14x1.5		7.6256		
All engines	Conn. nr. 4, thread M12x1.5			7.1229 T20	
Eng. BPJ	COL: white, Conn. nr. 4				7.1220 T25

ENGINE				
2.0 TFSI	Petrol	147	11/04-06/08	BGB, BPG, BWE, BWT

Engine	Information	S10	T10	T20 - T23	T22 - T25
Eng. BGB, BPG	-> 01/03/05, -> ch. 8E5533000, COL: black, Conn. nr. 1, switch press. 1.2/1.6 bar, thread M10x1.0	7.0159			
All engines	01/04/05 ->, ch. 8E5533001 ->, COL: black, Conn. nr. 2, switch press. 1.2-1.6 bar, thread M10x1.0	7.0168			
All engines	thread M14x1.5		7.6256		
All engines	Conn. nr. 4, thread M12x1.5			7.1229 T20	
All engines	COL: white, Conn. nr. 4				7.1220 T22
All engines	COL: blue, COL: white, Conn. nr. 4				7.1220 T25

ENGINE				
2.0 TFSI	Petrol	162	06/05-06/08	BUL

Engine	Information	S10	T10	T20 - T23	T22 - T25
All engines	COL: black, Conn. nr. 2, switch press. 1.2-1.6 bar, thread M10x1.0	7.0168			
All engines	thread M14x1.5		7.6256		
All engines	Conn. nr. 4, thread M12x1.5			7.1229 T20	
All engines	COL: white, Conn. nr. 4				7.1220 T25

ENGINE				
2.0 TFSI quattro	Petrol	147	11/04-06/08	BGB, BPG, BWE, BWT

Engine	Information	S10	T10	T20 - T23	T22 - T25
Eng. BGB, BPG	-> 01/03/05, -> ch. 8E-5-533 000, -> ch. 8E5533000, COL: black, Conn. nr. 1, switch press. 1.2/1.6 bar, thread M10x1.0	7.0159			
All engines	01/04/05 ->, ch. 8E-5-533 001 ->, ch. 8E5533001 ->, COL: black, Conn. nr. 2, switch press. 1.2-1.6 bar, thread M10x1.0	7.0168			
All engines	thread M14x1.5		7.6256		
All engines	Conn. nr. 4, thread M12x1.5			7.1229 T20	
All engines	COL: white, Conn. nr. 4				7.1220 T25

ENGINE				
2.0 TFSI quattro	Petrol	162	06/05-06/08	BUL

Engine	Information	S10	T10	T20 - T23	T22 - T25
All engines	COL: black, Conn. nr. 2, switch press. 1.2-1.6 bar, thread M10x1.0	7.0168			
All engines	thread M14x1.5		7.6256		
All engines	Conn. nr. 4, thread M12x1.5			7.1229 T20	
All engines	COL: white, Conn. nr. 4				7.1220 T25

ENGINE				
2.5 TDI	Diesel	120	11/04-05/06	BDG





Engine	Information	S10	T10	T20 - T23	T22 - T25
All engines	COL: grey, Conn. nr. 1, spanner size 24, switch press. 0.75-1.05 bar, thread M10x1.0	7.0134			
All engines	thread M14x1.5		7.6256		
All engines	Conn. nr. 4, thread M12x1.5			7.1229 T20	
All engines	COL: white, Conn. nr. 4				7.1220 T25

ENGINE				
2.7 TDi	Diesel	120	11/05-06/08	BSG

Engine	Information	S10	T10	T20 - T23	T22 - T25
All engines	COL: grey, Conn. nr. 1, spanner size 24, switch press. 0.75-1.05 bar, thread M10x1.0	7.0134			
All engines	thread M14x1.5		7.6256		

S10	OIL PRESSURE WARNING LIGHT SWITCH	T10	REVERSING LIGHT SWITCH	T20	BRAKE LIGHT SWITCH
T22	SWITCH CLUTCH CONTROL (CRUISE CONTROL)	T23	SWITCH BRAKE ACTUATION (ENGINE TIMING)	T25	SWITCH CLUTCH CONTROL (ENGINE CONTROL)

FUNCTIONS ON THE VEHICLE

Vehicle	alim.	kW	Date	Engine	 S10	 T10	 T20 - T23	 T22 - T25
ENGINE								
2.7 TDi	Diesel	120	11/05-06/08	BSG				
Engine	Information			S10	T10	T20 - T23	T22 - T25	
All engines	Conn. nr. 4, thread M12x1.5					7.1229 T20		
All engines	COL:white, Conn. nr. 4						7.1220 T25	
ENGINE								
2.7 TDI	Diesel	132	01/06-06/08	BPP				
Engine	Information			S10	T10	T20 - T23	T22 - T25	
All engines	COL:grey, Conn. nr. 1, spanner size 24, switch press. 0.75-1.05 bar, thread M10x1.0			7.0134				
All engines	thread M14x1.5				7.6256			
All engines	Conn. nr. 4, thread M12x1.5					7.1229 T20		
All engines	COL:white, Conn. nr. 4						7.1220 T25	
ENGINE								
3.0	Petrol	160	11/04-05/06	BBJ				
Engine	Information			S10	T10	T20 - T23	T22 - T25	
All engines	COL:black, Conn. nr. 1, switch press. 1.2-1.6 bar, thread M10x1.0			7.0135				
All engines	thread M14x1.5				7.6256			
All engines	Conn. nr. 4, thread M12x1.5					7.1229 T20		
All engines	COL:white, Conn. nr. 4						7.1220 T25	
ENGINE								
3.0 quattro	Petrol	160	11/04-07/06	BBJ				
Engine	Information			S10	T10	T20 - T23	T22 - T25	
All engines	COL:black, Conn. nr. 1, switch press. 1.2-1.6 bar, thread M10x1.0			7.0135				
All engines	thread M14x1.5				7.6256			
All engines	Conn. nr. 4, thread M12x1.5					7.1229 T20		
All engines	COL:white, Conn. nr. 4						7.1220 T25	
ENGINE								
3.0 TDI quattro	Diesel	150	11/04-06/08	BKN				
Engine	Information			S10	T10	T20 - T23	T22 - T25	
All engines	COL:grey, Conn. nr. 1, spanner size 24, switch press. 0.75-1.05 bar, thread M10x1.0			7.0134				
All engines	thread M14x1.5				7.6256			
All engines	Conn. nr. 4, thread M12x1.5					7.1229 T20		
All engines	COL:white, Conn. nr. 4						7.1220 T25	
ENGINE								
3.0 TDI quattro	Diesel	171	01/06-06/08	ASB				
Engine	Information			S10	T10	T20 - T23	T22 - T25	
All engines	COL:grey, Conn. nr. 1, spanner size 24, switch press. 0.75-1.05 bar, thread M10x1.0			7.0134				
All engines	thread M14x1.5				7.6256			
All engines	Conn. nr. 4, thread M12x1.5					7.1229 T20		
All engines	COL:white, Conn. nr. 4						7.1220 T25	
ENGINE								
3.2 FSI	Petrol	188	01/05-06/08	AUK				
Engine	Information			S10	T10	T20 - T23	T22 - T25	
All engines	-> 01/04/05, ->ch. 8E5581000, COL:grey, Conn. nr. 1, switch press. 1.2/1.6 bar, thread M10x1.0			7.0167				
All engines	01/05/05 ->, ch. 8E5581001 ->, COL:black, Conn. nr. 2, switch press. 1.2-1.6 bar, thread M10x1.0			7.0168				
All engines	thread M14x1.5				7.6256			
All engines	Conn. nr. 4, thread M12x1.5					7.1229 T20		
All engines	COL:white, Conn. nr. 4						7.1220 T25	
ENGINE								
3.2 FSI quattro	Petrol	188	01/05-06/08	AUK, BKH				
Engine	Information			S10	T10	T20 - T23	T22 - T25	
All engines	-> 01/04/05, ->ch. 8E-5-581 000, ->ch. 8E5581000, COL:grey, Conn. nr. 1, switch press. 1.2/1.6 bar, thread M10x1.0			7.0167				
All engines	01/05/05 ->, ch. 8E-5-581 001 ->, ch. 8E5581001 ->, COL:black, Conn. nr. 2, switch press. 1.2-1.6 bar, thread M10x1.0			7.0168				
Eng. AUK	thread M14x1.5				7.6256			
All engines	Conn. nr. 4, thread M12x1.5					7.1229 T20		
Eng. AUK	COL:white, Conn. nr. 4						7.1220 T25	

S10	OIL PRESSURE WARNING LIGHT SWITCH	T10	REVERSING LIGHT SWITCH	T20	BRAKE LIGHT SWITCH
T22	SWITCH CLUTCH CONTROL (CRUISE CONTROL)	T23	SWITCH BRAKE ACTUATION (ENGINE TIMING)	T25	SWITCH CLUTCH CONTROL (ENGINE CONTROL)

FUNCTIONS ON THE VEHICLE

Vehicle	alim.	kW	Date	Engine	 S10	 T10	 T20 - T23	 T22 - T25
---------	-------	----	------	--------	---	---	--	---

				ENGINE
RS4 quattro	Petrol	309	09/05-06/08	BNS

Engine	Information	S10	T10	T20 - T23	T22 - T25
All engines	->ch. 8E7904000, COL:black, Conn. nr. 1, switch press. 1.2-1.6 bar, thread M10x1.0	7.0135			
All engines	ch. 8E7904001 ->, COL:black, switch press. 1.2/1.6 bar	7.0171			
All engines	thread M14x1.5		7.6256		
All engines	Conn. nr. 4, thread M12x1.5			7.1229 T20	
All engines	COL:white, Conn. nr. 4				7.1220 T25

				ENGINE
S4 quattro	Petrol	253	11/04-06/08	BBK, BHF

Engine	Information	S10	T10	T20 - T23	T22 - T25
All engines	COL:black, Conn. nr. 1, switch press. 1.2-1.6 bar, thread M10x1.0	7.0135			
All engines	bolted, Conn. nr. 2, spanner size 22, thread M14x1.5		7.6256		
All engines	Conn. nr. 4, thread M12x1.5			7.1229 T20	
All engines	COL:blue, Conn. nr. 4				7.1220 T22
All engines	COL:white, Conn. nr. 4				7.1220 T25

A4 IV

				ENGINE
1.8 TFSI	Petrol	118	11/07-03/12	CABB, CDHB

Engine	Information	S10	T10	T20 - T23	T22 - T25
All engines	COL:brown, Conn. nr. 1, spanner size 24, switch press. 0.55-0.85 bar, thread M10x1.0	7.0132			
All engines	COL:blue, Conn. nr. 2, switch press. 2.15-2.95 bar, thread M10x1.0	7.0192			

				ENGINE
1.8 TFSI	Petrol	125	11/11-12/15	CJEB

Engine	Information	S10	T10	T20 - T23	T22 - T25
All engines	COL:brown, Conn. nr. 1, spanner size 24, switch press. 0.55-0.85 bar, thread M10x1.0	7.0132			
All engines	COL:blue, Conn. nr. 1, Conn. nr. 2, switch press. 2.15-2.95 bar, thread M10x1, thread M10x1.0	7.0192			

				ENGINE
1.8 TFSI	Petrol	88	01/08-12/15	CABA, CDHA

Engine	Information	S10	T10	T20 - T23	T22 - T25
All engines	COL:brown, Conn. nr. 1, spanner size 24, switch press. 0.55-0.85 bar, thread M10x1.0	7.0132			
All engines	COL:blue, Conn. nr. 2, switch press. 2.15-2.95 bar, thread M10x1.0	7.0192			

				ENGINE
1.8 TFSI quattro	Petrol	118	09/08-03/12	CDHB

Engine	Information	S10	T10	T20 - T23	T22 - T25
All engines	COL:brown, Conn. nr. 1, spanner size 24, switch press. 0.55-0.85 bar, thread M10x1.0	7.0132			
All engines	COL:blue, Conn. nr. 2, switch press. 2.15-2.95 bar, thread M10x1.0	7.0192			

				ENGINE
1.8 TFSI quattro	Petrol	125	11/11-12/15	CJEB

Engine	Information	S10	T10	T20 - T23	T22 - T25
All engines	COL:brown, Conn. nr. 1, spanner size 24, switch press. 0.55-0.85 bar, thread M10x1.0	7.0132			
All engines	COL:blue, Conn. nr. 1, Conn. nr. 2, switch press. 2.15-2.95 bar, thread M10x1, thread M10x1.0	7.0192			

				ENGINE
2.0 TDI	Diesel	100	11/07-12/15	CAGB, CJCB, CSUB





Engine	Information	S10	T10	T20 - T23	T22 - T25
All engines	COL:brown, Conn. nr. 1, spanner size 24, switch press. 0.55-0.85 bar, thread M10x1.0	7.0132			
Eng. CJCB	COL:green, Conn. nr. 1, switch press. 0.3-0.6 bar, thread M10x1	7.0196			

				ENGINE
2.0 TDI	Diesel	105	11/07-12/15	CAGA, CJCA, CMEA, CMFA





Engine	Information	S10	T10	T20 - T23	T22 - T25
Eng. CAGA, CMEA	COL:brown, Conn. nr. 1, spanner size 24, switch press. 0.55-0.85 bar, thread M10x1.0	7.0132			
Eng. CJCA, CMFA	COL:green, Conn. nr. 1, switch press. 0.3-0.6 bar, thread M10x1	7.0196			

S10 OIL PRESSURE WARNING LIGHT SWITCH	T10 REVERSING LIGHT SWITCH	T20 BRAKE LIGHT SWITCH
T22 SWITCH CLUTCH CONTROL (CRUISE CONTROL)	T23 SWITCH BRAKE ACTUATION (ENGINE TIMING)	T25 SWITCH CLUTCH CONTROL (ENGINE CONTROL)

FUNCTIONS ON THE VEHICLE

Vehicle	alim.	kW	Date	Engine	 S10	 T10	 T20 - T23	 T22 - T25
ENGINE								
2.0 TDI	Diesel	110	05/13-12/15	CJCD, CMFB, CSUA				
Engine	Information				S10	T10	T20 - T23	T22 - T25
All engines	COL:green, Conn. nr. 1, switch press. 0.3-0.6 bar, thread M10x1				7.0196			
ENGINE								
2.0 TDI	Diesel	120	08/08-12/15	CAHB, CGLD				
Engine	Information				S10	T10	T20 - T23	T22 - T25
Eng. CAHB	COL:brown, Conn. nr. 1, spanner size 24, switch press. 0.55-0.85 bar, thread M10x1.0				7.0132			
Eng. CGLD	COL:green, Conn. nr. 1, switch press. 0.3-0.6 bar, thread M10x1				7.0196			
ENGINE								
2.0 TDI	Diesel	125	01/08-03/12	CAHA				
Engine	Information				S10	T10	T20 - T23	T22 - T25
All engines	COL:brown, Conn. nr. 1, spanner size 24, switch press. 0.55-0.85 bar, thread M10x1.0				7.0132			
ENGINE								
2.0 TDI	Diesel	130	11/11-12/15	CGLC, CMGB				
Engine	Information				S10	T10	T20 - T23	T22 - T25
All engines	COL:green, Conn. nr. 1, switch press. 0.3-0.6 bar, thread M10x1				7.0196			
ENGINE								
2.0 TDI	Diesel	88	06/08-12/15	CAGC, CJCC				
Engine	Information				S10	T10	T20 - T23	T22 - T25
Eng. CAGC	COL:brown, Conn. nr. 1, spanner size 24, switch press. 0.55-0.85 bar, thread M10x1.0				7.0132			
Eng. CJCC	COL:green, Conn. nr. 1, switch press. 0.3-0.6 bar, thread M10x1				7.0196			
ENGINE								
2.0 TDI quattro	Diesel	105	04/08-12/15	CAGA, CJCA				
Engine	Information				S10	T10	T20 - T23	T22 - T25
Eng. CAGA	COL:brown, Conn. nr. 1, spanner size 24, switch press. 0.55-0.85 bar, thread M10x1.0				7.0132			
Eng. CJCA	COL:green, Conn. nr. 1, switch press. 0.3-0.6 bar, thread M10x1				7.0196			
ENGINE								
2.0 TDI quattro	Diesel	110	05/13-12/15	CJCD, CSUA				
Engine	Information				S10	T10	T20 - T23	T22 - T25
All engines	COL:green, Conn. nr. 1, switch press. 0.3-0.6 bar, thread M10x1				7.0196			
ENGINE								
2.0 TDI quattro	Diesel	125	01/08-03/12	CAHA				
Engine	Information				S10	T10	T20 - T23	T22 - T25
All engines	COL:brown, Conn. nr. 1, spanner size 24, switch press. 0.55-0.85 bar, thread M10x1.0				7.0132			
ENGINE								
2.0 TDI quattro	Diesel	130	11/11-12/15	CGLC				
Engine	Information				S10	T10	T20 - T23	T22 - T25
All engines	COL:green, Conn. nr. 1, switch press. 0.3-0.6 bar, thread M10x1				7.0196			
ENGINE								
2.0 TFSI	Petrol	132	06/08-12/15	CAEA, CDNB, CFKA				
Engine	Information				S10	T10	T20 - T23	T22 - T25
All engines	COL:brown, Conn. nr. 1, spanner size 24, switch press. 0.55-0.85 bar, thread M10x1.0				7.0132			
All engines	COL:blue, Conn. nr. 2, switch press. 2.15-2.95 bar, thread M10x1.0				7.0192			
ENGINE								
2.0 TFSI	Petrol	155	06/08-05/13	CAEB, CDNC				
Engine	Information				S10	T10	T20 - T23	T22 - T25
All engines	COL:brown, Conn. nr. 1, spanner size 24, switch press. 0.55-0.85 bar, thread M10x1.0				7.0132			
All engines	COL:blue, Conn. nr. 2, switch press. 2.15-2.95 bar, thread M10x1.0				7.0192			
ENGINE								
2.0 TFSI	Petrol	162	05/13-12/15	CAED				
Engine	Information				S10	T10	T20 - T23	T22 - T25
All engines	COL:brown				7.0132			
All engines	COL:blue				7.0192			

S10	OIL PRESSURE WARNING LIGHT SWITCH	T10	REVERSING LIGHT SWITCH	T20	BRAKE LIGHT SWITCH
T22	SWITCH CLUTCH CONTROL (CRUISE CONTROL)	T23	SWITCH BRAKE ACTUATION (ENGINE TIMING)	T25	SWITCH CLUTCH CONTROL (ENGINE CONTROL)

				FUNCTIONS ON THE VEHICLE				
Vehicle	alim.	kW	Date	Engine	 S10	 T10	 T20 - T23	 T22 - T25
ENGINE								
2.0 TFSI	Petrol	165	05/13-12/15	CNCD				
Engine	Information			S10	T10	T20 - T23	T22 - T25	
All engines	COL:brown, Conn. nr. 1, spanner size 24, switch press. 0.55-0.85 bar, thread M10x1.0			7.0132				
All engines	COL:blue, Conn. nr. 1, switch press. 2.15-2.95 bar, thread M10x1			7.0192				
ENGINE								
2.0 TFSI flexible fuel	Petrol/ Ethanol	132	11/09-12/15	CFKA				
Engine	Information			S10	T10	T20 - T23	T22 - T25	
All engines	COL:brown, Conn. nr. 1, spanner size 24, switch press. 0.55-0.85 bar, thread M10x1.0			7.0132				
All engines	COL:blue, Conn. nr. 2, switch press. 2.15-2.95 bar, thread M10x1.0			7.0192				
ENGINE								
2.0 TFSI flexible fuel quattro	Petrol/ Ethanol	132	11/09-12/15	CFKA				
Engine	Information			S10	T10	T20 - T23	T22 - T25	
All engines	COL:brown, Conn. nr. 1, spanner size 24, switch press. 0.55-0.85 bar, thread M10x1.0			7.0132				
All engines	COL:blue, Conn. nr. 2, switch press. 2.15-2.95 bar, thread M10x1.0			7.0192				
ENGINE								
2.0 TFSI quattro	Petrol	155	06/08-12/15	CAEB, CDNC, CPMA				
Engine	Information			S10	T10	T20 - T23	T22 - T25	
All engines	COL:brown, Conn. nr. 1, spanner size 24, switch press. 0.55-0.85 bar, thread M10x1.0			7.0132				
All engines	COL:blue, Conn. nr. 2, switch press. 2.15-2.95 bar, thread M10x1.0			7.0192				
ENGINE								
2.0 TFSI quattro	Petrol	162	05/13-12/15	CAED, CPMB				
Engine	Information			S10	T10	T20 - T23	T22 - T25	
All engines	COL:brown, Conn. nr. 1, spanner size 24, switch press. 0.55-0.85 bar, thread M10x1.0			7.0132				
All engines	COL:blue, Conn. nr. 1, switch press. 2.15-2.95 bar, thread M10x1			7.0192				
ENGINE								
2.0 TFSI quattro	Petrol	165	05/13-12/15	CNCD				
Engine	Information			S10	T10	T20 - T23	T22 - T25	
All engines	COL:brown, Conn. nr. 1, spanner size 24, switch press. 0.55-0.85 bar, thread M10x1.0			7.0132				
All engines	COL:blue, Conn. nr. 1, switch press. 2.15-2.95 bar, thread M10x1			7.0192				
ENGINE								
2.7 TDI	Diesel	120	11/07-03/12	CAMB, CGKB				
Engine	Information			S10	T10	T20 - T23	T22 - T25	
All engines	COL:grey, Conn. nr. 1, spanner size 24, switch press. 0.75-1.05 bar, thread M10x1.0			7.0134				
ENGINE								
2.7 TDI	Diesel	140	11/07-03/12	CAMA, CGKA				
Engine	Information			S10	T10	T20 - T23	T22 - T25	
All engines	COL:grey, Conn. nr. 1, spanner size 24, switch press. 0.75-1.05 bar, thread M10x1.0			7.0134				
ENGINE								
3.0 TDI	Diesel	150	11/11-12/15	CLAB				
Engine	Information			S10	T10	T20 - T23	T22 - T25	
All engines	COL:green, Conn. nr. 2, switch press. 2.0/2.5 bar			7.0190				
All engines	COL:grey, Conn. nr. 2, switch press. 0.75-1.05 bar, thread M10x1.0			7.0197				
ENGINE								
3.0 TDI quattro	Diesel	155	06/08-05/10	CCWB				
Engine	Information			S10	T10	T20 - T23	T22 - T25	
All engines	COL:grey, Conn. nr. 1, spanner size 24, switch press. 0.75-1.05 bar, thread M10x1.0			7.0134				
All engines	COL:green, Conn. nr. 2, switch press. 2.0/2.5 bar			7.0190				
ENGINE								
3.0 TDI quattro	Diesel	176	11/07-03/12	CAPA, CCLA, CCWA				
Engine	Information			S10	T10	T20 - T23	T22 - T25	
All engines	COL:grey, Conn. nr. 1, spanner size 24, switch press. 0.75-1.05 bar, thread M10x1.0			7.0134				
All engines	COL:green, Conn. nr. 2, switch press. 2.0/2.5 bar			7.0190				

S10	OIL PRESSURE WARNING LIGHT SWITCH	T10	REVERSING LIGHT SWITCH	T20	BRAKE LIGHT SWITCH
T22	SWITCH CLUTCH CONTROL (CRUISE CONTROL)	T23	SWITCH BRAKE ACTUATION (ENGINE TIMING)	T25	SWITCH CLUTCH CONTROL (ENGINE CONTROL)

FUNCTIONS ON THE VEHICLE

Vehicle	alim.	kW	Date	Engine	 S10	 T10	 T20 - T23	 T22 - T25
---------	-------	----	------	--------	---	---	--	---

				ENGINE
3.0 TDI quattro	Diesel	180	11/11-12/15	CDUC, CKVB, CKVC

Engine	Information	S10	T10	T20 - T23	T22 - T25
All engines	COL:green, Conn. nr. 2, switch press. 2.0/2.5 bar	7.0190			
All engines	COL:grey, Conn. nr. 2, switch press. 0.75-1.05 bar, thread M10x1.0	7.0197			

				ENGINE
3.0 TFSI quattro	Petrol	200	02/12-12/15	CMUA

Engine	Information	S10	T10	T20 - T23	T22 - T25
All engines	COL:grey, Conn. nr. 1, switch press. 0.75-1.05 bar, thread M10x1.0	7.0134			
All engines	COL:purple, Conn. nr. 2, switch press. 2.3-2.8 bar	7.0190			

				ENGINE
3.2 FSI	Petrol	195	09/08-03/12	CALA

Engine	Information	S10	T10	T20 - T23	T22 - T25
All engines	COL:grey, Conn. nr. 1, switch press. 0.75-1.05 bar, thread M10x1.0	7.0134			
All engines	COL:grey, Conn. nr. 2, switch press. 2.5-3.2 bar, thread M10x1.0	7.0185			

				ENGINE
3.2 FSI quattro	Petrol	195	11/07-03/12	CALA

Engine	Information	S10	T10	T20 - T23	T22 - T25
All engines	COL:grey, Conn. nr. 1, switch press. 0.75-1.05 bar, thread M10x1.0	7.0134			
All engines	COL:grey, Conn. nr. 2, switch press. 2.5-3.2 bar, thread M10x1.0	7.0185			

				ENGINE
RS4 quattro	Petrol	331	05/12-08/15	CFAA

Engine	Information	S10	T10	T20 - T23	T22 - T25
All engines	COL:green, Conn. nr. 1, switch press. 0.3-0.6 bar, thread M10x1	7.0196			

				ENGINE
S4 quattro	Petrol	245	11/08-12/15	CAKA, CCBA, CGWC, CGXC, CREC, CTUB

Engine	Information	S10	T10	T20 - T23	T22 - T25
All engines	COL:grey, Conn. nr. 1, press. 0, 90 bar, switch press. 0.75-1.05 bar, thread M10x1.0	7.0134			
Eng. CAKA, CCBA, CGWC, CGXC, CTUB	COL:grey, Conn. nr. 2, switch press. 2.5-3.2 bar, thread M10x1.0	7.0185			
All engines	COL:purple, Conn. nr. 2, press. 2, 30 bar, switch press. 2.3-2.8 bar	7.0190			
Eng. CREC	COL:violet	7.0192			

A4 IV ALLROAD

				ENGINE
2.0 TDI quattro	Diesel	100	09/09-05/16	CAGB, CJCB

Engine	Information	S10	T10	T20 - T23	T22 - T25
Eng. CAGB	COL:brown, Conn. nr. 1, spanner size 24, switch press. 0.55-0.85 bar, thread M10x1.0	7.0132			
Eng. CJCB	COL:green, Conn. nr. 1, switch press. 0.3-0.6 bar, thread M10x1	7.0196			

				ENGINE
2.0 TDI quattro	Diesel	105	09/09-05/16	CAGA, CJCA

Engine	Information	S10	T10	T20 - T23	T22 - T25
Eng. CAGA	COL:brown, Conn. nr. 1, spanner size 24, switch press. 0.55-0.85 bar, thread M10x1.0	7.0132			
Eng. CJCA	COL:green, Conn. nr. 1, switch press. 0.3-0.6 bar, thread M10x1	7.0196			

				ENGINE
2.0 TDI quattro	Diesel	110	05/13-05/16	CJCD, CSUA





Engine	Information	S10	T10	T20 - T23	T22 - T25
All engines	COL:green, Conn. nr. 1, switch press. 0.3-0.6 bar, thread M10x1	7.0196			

				ENGINE
2.0 TDI quattro	Diesel	120	04/09-05/16	CAHB, CGLD, CNHC

Engine	Information	S10	T10	T20 - T23	T22 - T25
Eng. CAHB	COL:brown, Conn. nr. 1, spanner size 24, switch press. 0.55-0.85 bar, thread M10x1.0	7.0132			
Eng. CGLD, CNHC	COL:green, Conn. nr. 1, switch press. 0.3-0.6 bar, thread M10x1	7.0196			

S10 OIL PRESSURE WARNING LIGHT SWITCH	T10 REVERSING LIGHT SWITCH	T20 BRAKE LIGHT SWITCH
T22 SWITCH CLUTCH CONTROL (CRUISE CONTROL)	T23 SWITCH BRAKE ACTUATION (ENGINE TIMING)	T25 SWITCH CLUTCH CONTROL (ENGINE CONTROL)

FUNCTIONS ON THE VEHICLE

Vehicle	alim.	kW	Date	Engine	 S10	 T10	 T20 - T23	 T22 - T25
ENGINE								
2.0 TDI quattro	Diesel	125	04/09-05/16	CAHA				
Engine	Information				S10	T10	T20 - T23	T22 - T25
All engines	COL:brown, Conn. nr. 1, spanner size 24, switch press. 0.55-0.85 bar, thread M10x1.0				7.0132			
ENGINE								
2.0 TDI quattro	Diesel	130	11/11-05/16	CGLC				
Engine	Information				S10	T10	T20 - T23	T22 - T25
All engines	COL:green, Conn. nr. 1, switch press. 0.3-0.6 bar, thread M10x1				7.0196			
ENGINE								
2.0 TFSI quattro	Petrol	155	04/09-05/16	CDNC, CPMA				
Engine	Information				S10	T10	T20 - T23	T22 - T25
All engines	COL:brown, Conn. nr. 1, spanner size 24, switch press. 0.55-0.85 bar, thread M10x1.0				7.0132			
All engines	COL:blue, Conn. nr. 1, switch press. 2.15-2.95 bar, thread M10x1				7.0192			
ENGINE								
2.0 TFSI quattro	Petrol	162	05/13-05/16	CPMB				
Engine	Information				S10	T10	T20 - T23	T22 - T25
All engines	COL:brown, Conn. nr. 1, spanner size 24, switch press. 0.55-0.85 bar, thread M10x1.0				7.0132			
All engines	COL:blue, Conn. nr. 1, switch press. 2.15-2.95 bar, thread M10x1				7.0192			
ENGINE								
2.0 TFSI quattro	Petrol	165	05/13-05/16	CNCD				
Engine	Information				S10	T10	T20 - T23	T22 - T25
All engines	COL:brown, Conn. nr. 1, spanner size 24, switch press. 0.55-0.85 bar, thread M10x1.0				7.0132			
All engines	COL:blue, Conn. nr. 1, switch press. 2.15-2.95 bar, thread M10x1				7.0192			
ENGINE								
3.0 TDI quattro	Diesel	176	04/09-01/12	CCWA				
Engine	Information				S10	T10	T20 - T23	T22 - T25
All engines	COL:grey, Conn. nr. 1, spanner size 24, switch press. 0.75-1.05 bar, thread M10x1.0				7.0134			
All engines	COL:green, Conn. nr. 2, switch press. 2.0/2.5 bar				7.0190			
ENGINE								
3.0 TDI quattro	Diesel	180	01/12-05/16	CDUC, CKVB, CKVC				
Engine	Information				S10	T10	T20 - T23	T22 - T25
All engines	COL:green, Conn. nr. 2, switch press. 2.0/2.5 bar				7.0190			
All engines	COL:grey, Conn. nr. 2, switch press. 0.75-1.05 bar, thread M10x1.0				7.0197			
A4 V								
ENGINE								
1.4 TFSI	Petrol	110	08/15->	CVNA				
Engine	Information				S10	T10	T20 - T23	T22 - T25
All engines	COL:green, Conn. nr. 1, spanner size 24, switch press. 0.3-0.6 bar, thread M10x1				7.0139			
All engines	COL:blue, Conn. nr. 2, switch press. 2.15-2.95 bar, thread M10x1.0				7.0192			
All engines	COL:black, Conn. nr. 4						7.1232 T20	
ENGINE								
2.0 TDI	Diesel	100	05/15->	DEUB				
Engine	Information				S10	T10	T20 - T23	T22 - T25
All engines	COL:black, Conn. nr. 4						7.1232 T20	
ENGINE								
2.0 TDI	Diesel	110	05/15->	CZHA, DEUA				
Engine	Information				S10	T10	T20 - T23	T22 - T25
All engines	COL:black, Conn. nr. 4						7.1232 T20	
ENGINE								
2.0 TDI	Diesel	120	01/16->	DETB				
Engine	Information				S10	T10	T20 - T23	T22 - T25
All engines							7.1232 T20	
ENGINE								
2.0 TDI	Diesel	140	05/15->	DESA, DETA, DFVA				
Engine	Information				S10	T10	T20 - T23	T22 - T25
All engines	COL:black, Conn. nr. 4						7.1232 T20	

S10	OIL PRESSURE WARNING LIGHT SWITCH	T10	REVERSING LIGHT SWITCH	T20	BRAKE LIGHT SWITCH
T22	SWITCH CLUTCH CONTROL (CRUISE CONTROL)	T23	SWITCH BRAKE ACTUATION (ENGINE TIMING)	T25	SWITCH CLUTCH CONTROL (ENGINE CONTROL)

The present application list is a brief version. For the detailed information about the possibility of installation on a specific vehicle, please refer to our web-catalogue <http://catalogo.facet.eu/>

FUNCTIONS ON THE VEHICLE

Vehicle	alim.	kW	Date	Engine	 S10	 T10	 T20 - T23	 T22 - T25
---------	-------	----	------	--------	---	---	--	---

ENGINE					S10	T10	T20 - T23	T22 - T25
2.0 TDI	Diesel	90	04/16->	DEUC				
Engine	Information				S10	T10	T20 - T23	T22 - T25
All engines	COL:black, Conn. nr. 4						7.1232 T20	
ENGINE								
2.0 TDI quattro	Diesel	110	09/16->	DEUA				
Engine	Information				S10	T10	T20 - T23	T22 - T25
All engines	COL:black, Conn. nr. 4						7.1232 T20	
ENGINE								
2.0 TDI quattro	Diesel	120	09/16->	DET B				
Engine	Information				S10	T10	T20 - T23	T22 - T25
All engines	COL:black, Conn. nr. 4						7.1232 T20	
ENGINE								
2.0 TDI quattro	Diesel	140	09/15->	DESA, DETA, DFVA				
Engine	Information				S10	T10	T20 - T23	T22 - T25
All engines	COL:black, Conn. nr. 4						7.1232 T20	
ENGINE								
2.0 TFSI	Petrol	140	05/15->	CVKB				
Engine	Information				S10	T10	T20 - T23	T22 - T25
All engines	COL:brown, Conn. nr. 1, spanner size 24, switch press. 0.55-0.85 bar, thread M10x1.0				7.0132			
All engines	COL:black, Conn. nr. 4						7.1232 T20	
ENGINE								
2.0 TFSI	Petrol	183	11/15->	CYRC				
Engine	Information				S10	T10	T20 - T23	T22 - T25
All engines	COL:brown, Conn. nr. 1, spanner size 24, switch press. 0.55-0.85 bar, thread M10x1.0				7.0132			
All engines	COL:black, Conn. nr. 4						7.1232 T20	
ENGINE								
2.0 TFSI	Petrol	185	05/15->	CYMC, CYRB				
Engine	Information				S10	T10	T20 - T23	T22 - T25
All engines	COL:brown, Conn. nr. 1, spanner size 24, switch press. 0.55-0.85 bar, thread M10x1.0				7.0132			
All engines	COL:black, Conn. nr. 4						7.1232 T20	
ENGINE								
2.0 TFSI g-tron	Petrol/ Natural Gas (CNG)	125	11/16->	CVLA				
Engine	Information				S10	T10	T20 - T23	T22 - T25
All engines	COL:brown, Conn. nr. 1, spanner size 24, switch press. 0.55-0.85 bar, thread M10x1.0				7.0132			
All engines	COL:black, Conn. nr. 4						7.1232 T20	
ENGINE								
2.0 TFSI quattro	Petrol	183	11/15->	CYRC				
Engine	Information				S10	T10	T20 - T23	T22 - T25
All engines	COL:brown, Conn. nr. 1, spanner size 24, switch press. 0.55-0.85 bar, thread M10x1.0				7.0132			
All engines	COL:black, Conn. nr. 4						7.1232 T20	
ENGINE								
2.0 TFSI quattro	Petrol	185	05/15->	CYMC, CYRB				
Engine	Information				S10	T10	T20 - T23	T22 - T25
All engines	COL:brown, Conn. nr. 1, spanner size 24, switch press. 0.55-0.85 bar, thread M10x1.0				7.0132			
All engines	COL:black, Conn. nr. 4						7.1232 T20	
ENGINE								
3.0 TDI	Diesel	160	09/15->	CSWB				
Engine	Information				S10	T10	T20 - T23	T22 - T25
All engines	COL:black, Conn. nr. 4						7.1232 T20	
ENGINE								
3.0 TDI quattro	Diesel	160	09/15->	CSWB				
Engine	Information				S10	T10	T20 - T23	T22 - T25
All engines	COL:black, Conn. nr. 4						7.1232 T20	

S10	OIL PRESSURE WARNING LIGHT SWITCH	T10	REVERSING LIGHT SWITCH	T20	BRAKE LIGHT SWITCH
T22	SWITCH CLUTCH CONTROL (CRUISE CONTROL)	T23	SWITCH BRAKE ACTUATION (ENGINE TIMING)	T25	SWITCH CLUTCH CONTROL (ENGINE CONTROL)

Vehicle	alim.	kW	Date	Engine	FUNCTIONS ON THE VEHICLE			
					S10	T10	T20 - T23	T22 - T25

ENGINE							
3.0 TDI quattro	Diesel	200	05/15->	CRTC			
Engine	Information			S10	T10	T20 - T23	T22 - T25
All engines	COL:black, Conn. nr. 4					7.1232	T20

ENGINE							
RS4 quattro	Petrol	331	10/17->	DECA			
Engine	Information			S10	T10	T20 - T23	T22 - T25
All engines	COL:blue, Conn. nr. 1, FP Rear, switch press. 0.3-0.6 bar			7.0174			

ENGINE							
S4 quattro	Petrol	260	05/16->	CWGD			
Engine	Information			S10	T10	T20 - T23	T22 - T25
All engines	COL:blue, Conn. nr. 1, switch press. 0.3-0.6 bar			7.0174			
All engines	COL:black, Conn. nr. 4					7.1232	T20

A4 V ALLROAD

ENGINE							
2.0 TDI quattro	Diesel	110	11/16->	DEUA			
Engine	Information			S10	T10	T20 - T23	T22 - T25
All engines	COL:black, Conn. nr. 4					7.1232	T20

ENGINE							
2.0 TDI quattro	Diesel	120	05/16->	DET B			
Engine	Information			S10	T10	T20 - T23	T22 - T25
All engines	COL:black, Conn. nr. 4					7.1232	T20

ENGINE							
2.0 TDI quattro	Diesel	140	01/16->	DESA, DETA, DFVA			
Engine	Information			S10	T10	T20 - T23	T22 - T25
All engines	COL:black, Conn. nr. 4					7.1232	T20

ENGINE							
2.0 TFSI quattro	Petrol	183	05/16->	CYRC			
Engine	Information			S10	T10	T20 - T23	T22 - T25
All engines	COL:brown, Conn. nr. 1, spanner size 24, switch press. 0.55-0.85 bar, thread M10x1.0			7.0132			
All engines	COL:black, Conn. nr. 4					7.1232	T20

ENGINE							
2.0 TFSI quattro	Petrol	185	01/16->	CYMC, CYRB			
Engine	Information			S10	T10	T20 - T23	T22 - T25
All engines	COL:brown, Conn. nr. 1, spanner size 24, switch press. 0.55-0.85 bar, thread M10x1.0			7.0132			
All engines	COL:black, Conn. nr. 4					7.1232	T20

ENGINE							
3.0 TDI quattro	Diesel	160	01/16->	CSWB			
Engine	Information			S10	T10	T20 - T23	T22 - T25
All engines	COL:black, Conn. nr. 4					7.1232	T20

ENGINE							
3.0 TDI quattro	Diesel	200	01/16->	CRTC			
Engine	Information			S10	T10	T20 - T23	T22 - T25
All engines	COL:black, Conn. nr. 4					7.1232	T20

S10	OIL PRESSURE WARNING LIGHT SWITCH	T10	REVERSING LIGHT SWITCH	T20	BRAKE LIGHT SWITCH
T22	SWITCH CLUTCH CONTROL (CRUISE CONTROL)	T23	SWITCH BRAKE ACTUATION (ENGINE TIMING)	T25	SWITCH CLUTCH CONTROL (ENGINE CONTROL)

FUNCTIONS ON THE VEHICLE

Vehicle	alim.	kW	Date	Engine	 S10	 T10	 T20 - T23	 T22 - T25
---------	-------	----	------	--------	---	---	--	---

A5 I

				ENGINE
1.8 TFSI	Petrol	106	09/14-01/17	CJED

Engine	Information	S10	T10	T20 - T23	T22 - T25
All engines	COL:brown, Conn. nr. 1, spanner size 24, switch press. 0.55-0.85 bar, thread M10x1.0	7.0132			
All engines	COL:blue, Conn. nr. 1, switch press. 2.15-2.95 bar, thread M10x1	7.0192			

				ENGINE
1.8 TFSI	Petrol	118	05/09-03/12	CDHB

Engine	Information	S10	T10	T20 - T23	T22 - T25
All engines	COL:brown, Conn. nr. 1, spanner size 24, switch press. 0.55-0.85 bar, thread M10x1.0	7.0132			
All engines	COL:blue, Conn. nr. 2, switch press. 2.15-2.95 bar, thread M10x1.0	7.0192			

				ENGINE
1.8 TFSI	Petrol	125	10/07-01/17	CABD, CJEB

Engine	Information	S10	T10	T20 - T23	T22 - T25
All engines	COL:brown, Conn. nr. 1, spanner size 24, switch press. 0.55-0.85 bar, thread M10x1.0	7.0132			
All engines	COL:blue, Conn. nr. 1, Conn. nr. 2, switch press. 2.15/2.95 bar, switch press. 2.15-2.95 bar, thread M10x1, thread M10x1.0	7.0192			

				ENGINE
1.8 TFSI	Petrol	130	05/15-01/17	CJEE

Engine	Information	S10	T10	T20 - T23	T22 - T25
All engines	COL:brown, Conn. nr. 1, spanner size 24, switch press. 0.55-0.85 bar, thread M10x1.0	7.0132			
All engines	COL:blue, Conn. nr. 1, switch press. 2.15-2.95 bar, thread M10x1	7.0192			

				ENGINE
2.0 TDI	Diesel	100	09/09-01/17	CAGB, CJCB

Engine	Information	S10	T10	T20 - T23	T22 - T25
Eng. CAGB		7.0132			
Eng. CJCB	COL:green, Conn. nr. 1, switch press. 0.3-0.6 bar, thread M10x1	7.0196			

				ENGINE
2.0 TDI	Diesel	105	09/09-01/17	CAGA, CJCA, CMEA, CMFA

Engine	Information	S10	T10	T20 - T23	T22 - T25
All engines	COL:green, Conn. nr. 1, switch press. 0.3-0.6 bar, thread M10x1	7.0196			

				ENGINE
2.0 TDI	Diesel	110	05/13-01/17	CJCD, CMFB, CSUA

Engine	Information	S10	T10	T20 - T23	T22 - T25
All engines	COL:green, Conn. nr. 1, switch press. 0.3-0.6 bar, thread M10x1	7.0196			

				ENGINE
2.0 TDI	Diesel	120	08/08-01/17	CAHB, CGLD, CNHC

Engine	Information	S10	T10	T20 - T23	T22 - T25
Eng. CAHB	COL:brown, Conn. nr. 1, spanner size 24, switch press. 0.55-0.85 bar, thread M10x1.0	7.0132			
Eng. CGLD, CNHC	COL:green, Conn. nr. 1, switch press. 0.3-0.6 bar, thread M10x1	7.0196			

				ENGINE
2.0 TDI	Diesel	125	08/08-03/12	CAHA

Engine	Information	S10	T10	T20 - T23	T22 - T25
All engines	COL:brown, Conn. nr. 1, spanner size 24, switch press. 0.55-0.85 bar, thread M10x1.0	7.0132			





				ENGINE
2.0 TDI	Diesel	130	10/11-01/17	CGLC

Engine	Information	S10	T10	T20 - T23	T22 - T25
All engines	COL:green, Conn. nr. 1, switch press. 0.3-0.6 bar, thread M10x1	7.0196			

				ENGINE
2.0 TDI quattro	Diesel	125	08/08-03/12	CAHA

Engine	Information	S10	T10	T20 - T23	T22 - T25
All engines	COL:brown, Conn. nr. 1, spanner size 24, switch press. 0.55-0.85 bar, thread M10x1.0	7.0132			
All engines	COL:blue, Conn. nr. 2, switch press. 2.15-2.95 bar, thread M10x1.0	7.0192			

S10	OIL PRESSURE WARNING LIGHT SWITCH	T10	REVERSING LIGHT SWITCH	T20	BRAKE LIGHT SWITCH
T22	SWITCH CLUTCH CONTROL (CRUISE CONTROL)	T23	SWITCH BRAKE ACTUATION (ENGINE TIMING)	T25	SWITCH CLUTCH CONTROL (ENGINE CONTROL)





				FUNCTIONS ON THE VEHICLE				
Vehicle	alim.	kW	Date	Engine	 S10	 T10	 T20 - T23	 T22 - T25
				ENGINE				
2.0 TDI quattro	Diesel	130	12/11-01/17	CGLC				
Engine	Information			S10	T10	T20 - T23	T22 - T25	
All engines	COL:green, Conn. nr. 2, switch press. 2.0/2.5 bar			7.0190				
All engines	COL:green, Conn. nr. 1, switch press. 0.3-0.6 bar, thread M10x1			7.0196				
All engines	COL:grey, Conn. nr. 2, switch press. 0.75-1.05 bar, thread M10x1.0			7.0197				
				ENGINE				
2.0 TFSI	Petrol	132	11/08-06/14	CAEA, CDN B				
Engine	Information			S10	T10	T20 - T23	T22 - T25	
All engines	COL:brown, Conn. nr. 1, spanner size 24, switch press. 0.55-0.85 bar, thread M10x1.0			7.0132				
All engines	COL:blue, Conn. nr. 2, switch press. 2.15-2.95 bar, thread M10x1.0			7.0192				
				ENGINE				
2.0 TFSI	Petrol	155	06/08-06/14	CAEB, CDNC				
Engine	Information			S10	T10	T20 - T23	T22 - T25	
All engines	COL:brown, Conn. nr. 1, spanner size 24, switch press. 0.55-0.85 bar, thread M10x1.0			7.0132				
All engines	COL:blue, Conn. nr. 2, switch press. 2.15-2.95 bar, thread M10x1.0			7.0192				
				ENGINE				
2.0 TFSI	Petrol	162	05/13-12/14	CAED				
Engine	Information			S10	T10	T20 - T23	T22 - T25	
All engines	COL:brown, Conn. nr. 1, spanner size 24, switch press. 0.55-0.85 bar, thread M10x1.0			7.0132				
All engines	COL:blue, Conn. nr. 1, switch press. 2.15-2.95 bar, thread M10x1			7.0192				
				ENGINE				
2.0 TFSI	Petrol	165	05/13-05/16	CNCD				
Engine	Information			S10	T10	T20 - T23	T22 - T25	
All engines	COL:brown, Conn. nr. 1, spanner size 24, switch press. 0.55-0.85 bar, thread M10x1.0			7.0132				
All engines	COL:blue, Conn. nr. 1, switch press. 2.15-2.95 bar, thread M10x1			7.0192				
				ENGINE				
2.0 TFSI	Petrol	169	08/15-01/17	CNCE				
Engine	Information			S10	T10	T20 - T23	T22 - T25	
All engines	COL:brown, Conn. nr. 1, spanner size 24, switch press. 0.55-0.85 bar, thread M10x1.0			7.0132				
All engines	COL:blue, Conn. nr. 1, switch press. 2.15-2.95 bar, thread M10x1			7.0192				
				ENGINE				
2.0 TFSI quattro	Petrol	155	06/08->	CAEB, CDNC, CPMA				
Engine	Information			S10	T10	T20 - T23	T22 - T25	
All engines	COL:brown, Conn. nr. 1, spanner size 24, switch press. 0.55-0.85 bar, thread M10x1.0			7.0132				
All engines	01/07/11 -> COL:blue, Conn. nr. 1, Conn. nr. 2, switch press. 2.15-2.95 bar, thread M10x1, thread M10x1.0			7.0192				
				ENGINE				
2.0 TFSI quattro	Petrol	162	03/12-01/17	CAED, CPMB				
Engine	Information			S10	T10	T20 - T23	T22 - T25	
All engines	COL:brown, Conn. nr. 1, spanner size 24, switch press. 0.55-0.85 bar, thread M10x1.0			7.0132				
All engines	COL:blue, Conn. nr. 1, switch press. 2.15-2.95 bar, thread M10x1			7.0192				
				ENGINE				
2.0 TFSI quattro	Petrol	165	05/13-05/16	CNCD				
Engine	Information			S10	T10	T20 - T23	T22 - T25	
All engines	COL:brown, Conn. nr. 1, spanner size 24, switch press. 0.55-0.85 bar, thread M10x1.0			7.0132				
All engines	COL:blue, Conn. nr. 1, switch press. 2.15-2.95 bar, thread M10x1			7.0192				
				ENGINE				
2.0 TFSI quattro	Petrol	169	08/15-01/17	CNCE				
Engine	Information			S10	T10	T20 - T23	T22 - T25	
All engines	COL:brown, Conn. nr. 1, spanner size 24, switch press. 0.55-0.85 bar, thread M10x1.0			7.0132				
All engines	COL:blue, Conn. nr. 1, switch press. 2.15-2.95 bar, thread M10x1			7.0192				

S10	OIL PRESSURE WARNING LIGHT SWITCH	T10	REVERSING LIGHT SWITCH	T20	BRAKE LIGHT SWITCH
T22	SWITCH CLUTCH CONTROL (CRUISE CONTROL)	T23	SWITCH BRAKE ACTUATION (ENGINE TIMING)	T25	SWITCH CLUTCH CONTROL (ENGINE CONTROL)

FUNCTIONS ON THE VEHICLE

Vehicle	alim.	kW	Date	Engine	 S10	 T10	 T20 - T23	 T22 - T25
ENGINE								
2.7 TDI	Diesel	120	09/07-01/17	CAMB, CGKB				
Engine	Information				S10	T10	T20 - T23	T22 - T25
All engines	COL:grey, Conn. nr. 1, pole nr. 1, spanner size 24, switch press. 0.75-1.05 bar, thread M10x1.0				7.0134			
All engines	COL:green, Conn. nr. 2, pole nr. 2, switch press. 2.0/2.5 bar				7.0190			
ENGINE								
2.7 TDI	Diesel	140	06/07-03/12	CAMA, CGKA				
Engine	Information				S10	T10	T20 - T23	T22 - T25
All engines	COL:grey, Conn. nr. 1, pole nr. 1, spanner size 24, switch press. 0.75-1.05 bar, thread M10x1.0				7.0134			
All engines	COL:green, Conn. nr. 2, pole nr. 2, switch press. 2.0/2.5 bar				7.0190			
ENGINE								
3.0 TDI	Diesel	150	10/11-01/17	CLAB				
Engine	Information				S10	T10	T20 - T23	T22 - T25
All engines	COL:green, Conn. nr. 2, switch press. 2.0/2.5 bar				7.0190			
All engines	COL:grey, Conn. nr. 2, switch press. 0.75-1.05 bar, thread M10x1.0				7.0197			
ENGINE								
3.0 TDI quattro	Diesel	155	03/08-05/10	CCWB				
Engine	Information				S10	T10	T20 - T23	T22 - T25
All engines	COL:grey, Conn. nr. 1, spanner size 24, switch press. 0.75-1.05 bar, thread M10x1.0				7.0134			
All engines	COL:green, Conn. nr. 2, switch press. 2.0/2.5 bar				7.0190			
ENGINE								
3.0 TDI quattro	Diesel	160	05/15-01/17	CKVD				
Engine	Information				S10	T10	T20 - T23	T22 - T25
All engines	COL:green, Conn. nr. 2, switch press. 2.0/2.5 bar				7.0190			
All engines	COL:grey, Conn. nr. 2, switch press. 0.75-1.05 bar, thread M10x1.0				7.0197			
ENGINE								
3.0 TDI quattro	Diesel	176	06/07-03/12	CAPA, CCWA				
Engine	Information				S10	T10	T20 - T23	T22 - T25
All engines	COL:grey, Conn. nr. 1, spanner size 24, switch press. 0.75-1.05 bar, thread M10x1.0				7.0134			
All engines	COL:green, Conn. nr. 2, switch press. 2.0/2.5 bar				7.0190			
ENGINE								
3.0 TDI quattro	Diesel	180	10/11-01/17	CDUC, CKVB, CKVC				
Engine	Information				S10	T10	T20 - T23	T22 - T25
All engines	COL:green, Conn. nr. 2, switch press. 2.0/2.5 bar				7.0190			
All engines	COL:grey, Conn. nr. 2, switch press. 0.75-1.05 bar, thread M10x1.0				7.0197			
ENGINE								
3.0 TFSI quattro	Petrol	200	08/11->	CHMB, CMUA, CRED				
Engine	Information				S10	T10	T20 - T23	T22 - T25
All engines	COL:grey, Conn. nr. 1, switch press. 0.75-1.05 bar, thread M10x1.0				7.0134			
All engines	COL:grey, Conn. nr. 2, switch press. 2.5-3.2 bar, thread M10x1.0				7.0185			
Eng. CHMB	COL:violet				7.0190			
ENGINE								
3.2 FSI	Petrol	195	06/07-03/12	CALA				
Engine	Information				S10	T10	T20 - T23	T22 - T25
All engines	COL:grey, Conn. nr. 1, switch press. 0.75-1.05 bar, thread M10x1.0				7.0134			
All engines	COL:grey, Conn. nr. 2, switch press. 2.5-3.2 bar, thread M10x1.0				7.0185			
ENGINE								
3.2 FSI quattro	Petrol	195	06/07-03/12	CALA				
Engine	Information				S10	T10	T20 - T23	T22 - T25
All engines	COL:grey, Conn. nr. 1, switch press. 0.75-1.05 bar, thread M10x1.0				7.0134			
All engines	COL:grey, Conn. nr. 2, switch press. 2.5-3.2 bar, thread M10x1.0				7.0185			
ENGINE								
R55 quattro	Petrol	331	11/12-08/15	CFSA				
Engine	Information				S10	T10	T20 - T23	T22 - T25
All engines	COL:green, Conn. nr. 1, switch press. 0.3-0.6 bar, thread M10x1				7.0196			

S10	OIL PRESSURE WARNING LIGHT SWITCH	T10	REVERSING LIGHT SWITCH	T20	BRAKE LIGHT SWITCH
T22	SWITCH CLUTCH CONTROL (CRUISE CONTROL)	T23	SWITCH BRAKE ACTUATION (ENGINE TIMING)	T25	SWITCH CLUTCH CONTROL (ENGINE CONTROL)

				FUNCTIONS ON THE VEHICLE				
Vehicle	alim.	kW	Date	Engine	 S10	 T10	 T20 - T23	 T22 - T25
				ENGINE				
S5 quattro	Petrol	245	06/09-01/17	CAKA, CCBA, CGWC, CGXC, CREC, CTDA, CTUB				
Engine	Information			S10	T10	T20 - T23	T22 - T25	
All engines	01/03/16 ->, COL:grey, Conn. nr. 1, PR. TC6, PR. TM8, switch press. 0.75-1.05 bar, thread M10x1.0			7.0134				
All engines	COL:grey, Conn. nr. 2, PR. TC6, switch press. 2.5-3.2 bar, thread M10x1.0			7.0185				
Eng. CAKA, CGWC, CGXC, CREC, CTDA, CTUB	COL:purple, COL:violet, Conn. nr. 2, PR. TC6, switch press. 2.3-2.8 bar			7.0190				
				ENGINE				
S5 quattro	Petrol	260	06/07-03/12	CAUA				
Engine	Information			S10	T10	T20 - T23	T22 - T25	
All engines	COL:black, switch press. 1.2/1.6 bar			7.0171				
				ENGINE				
A5 II								
				ENGINE				
1.4 TFSI	Petrol	110	11/16->	CVNA				
Engine	Information			S10	T10	T20 - T23	T22 - T25	
All engines	COL:green, Conn. nr. 1, spanner size 24, switch press. 0.3-0.6 bar, thread M10x1			7.0139				
All engines	COL:blue, Conn. nr. 2, switch press. 2.15-2.95 bar, thread M10x1.0			7.0192				
All engines	COL:black, Conn. nr. 4					7.1232 T20		
				ENGINE				
2.0 TDI	Diesel	100	05/17->	DEUB				
Engine	Information			S10	T10	T20 - T23	T22 - T25	
All engines	COL:black, Conn. nr. 4					7.1232 T20		
				ENGINE				
2.0 TDI	Diesel	110	01/17->	CZHA, DEUA				
Engine	Information			S10	T10	T20 - T23	T22 - T25	
All engines	COL:black, Conn. nr. 4					7.1232 T20		
				ENGINE				
2.0 TDI	Diesel	140	07/16->	DESA, DETA, DFVA				
Engine	Information			S10	T10	T20 - T23	T22 - T25	
All engines	COL:black, Conn. nr. 4					7.1232 T20		
				ENGINE				
2.0 TDI quattro	Diesel	110	05/17->	CZHA, DEUA				
Engine	Information			S10	T10	T20 - T23	T22 - T25	
All engines	COL:black, Conn. nr. 4					7.1232 T20		
				ENGINE				
2.0 TDI quattro	Diesel	140	10/16->	DESA, DETA, DFVA				
Engine	Information			S10	T10	T20 - T23	T22 - T25	
All engines	COL:black, Conn. nr. 4					7.1232 T20		
				ENGINE				
2.0 TFSI	Petrol	140	09/16->	CVKB				
Engine	Information			S10	T10	T20 - T23	T22 - T25	
All engines	COL:brown, Conn. nr. 1, spanner size 24, switch press. 0.55-0.85 bar, thread M10x1.0			7.0132				
All engines	COL:black, Conn. nr. 4					7.1232 T20		
				ENGINE				
2.0 TFSI	Petrol	185	11/16->	CYRB				
Engine	Information			S10	T10	T20 - T23	T22 - T25	
All engines	COL:brown, Conn. nr. 1, spanner size 24, switch press. 0.55-0.85 bar, thread M10x1.0			7.0132				
All engines	COL:black, Conn. nr. 4					7.1232 T20		
				ENGINE				
2.0 TFSI g-tron	Petrol/ Natural Gas (CNG)	125	02/17->	CVLA				
Engine	Information			S10	T10	T20 - T23	T22 - T25	
All engines	COL:brown, Conn. nr. 1, spanner size 24, switch press. 0.55-0.85 bar, thread M10x1.0			7.0132				
All engines	COL:black, Conn. nr. 4					7.1232 T20		

S10	OIL PRESSURE WARNING LIGHT SWITCH	T10	REVERSING LIGHT SWITCH	T20	BRAKE LIGHT SWITCH
T22	SWITCH CLUTCH CONTROL (CRUISE CONTROL)	T23	SWITCH BRAKE ACTUATION (ENGINE TIMING)	T25	SWITCH CLUTCH CONTROL (ENGINE CONTROL)

FUNCTIONS ON THE VEHICLE

Vehicle	alim.	kW	Date	Engine	 S10	 T10	 T20 - T23	 T22 - T25
---------	-------	----	------	--------	---	---	--	---

				ENGINE
2.0 TFSI quattro	Petrol	183	06/16->	CYRC

Engine	Information	S10	T10	T20 - T23	T22 - T25
All engines	COL:brown, Conn. nr. 1, spanner size 24, switch press. 0.55-0.85 bar, thread M10x1.0	7.0132			
All engines	COL:black, Conn. nr. 4			7.1232	T20

				ENGINE
2.0 TFSI quattro	Petrol	185	06/16->	CYMC, CYRB, DDWA

Engine	Information	S10	T10	T20 - T23	T22 - T25
All engines	COL:brown, Conn. nr. 1, spanner size 24, switch press. 0.55-0.85 bar, thread M10x1.0	7.0132			
All engines	COL:black, Conn. nr. 4			7.1232	T20

				ENGINE
3.0 TDI	Diesel	160	11/16->	CSWB

Engine	Information	S10	T10	T20 - T23	T22 - T25
All engines	COL:black, Conn. nr. 4			7.1232	T20

				ENGINE
3.0 TDI quattro	Diesel	160	07/16->	CSWB

Engine	Information	S10	T10	T20 - T23	T22 - T25
All engines	COL:black, Conn. nr. 4			7.1232	T20

				ENGINE
3.0 TDI quattro	Diesel	200	02/17->	CRTC

Engine	Information	S10	T10	T20 - T23	T22 - T25
All engines	COL:black, Conn. nr. 4			7.1232	T20

				ENGINE
3.0 TDI quattro	Diesel	210	11/16->	DCPC

Engine	Information	S10	T10	T20 - T23	T22 - T25
All engines	COL:black, Conn. nr. 4			7.1232	T20

				ENGINE
R55 quattro	Petrol	331	04/17->	DECA

Engine	Information	S10	T10	T20 - T23	T22 - T25
All engines	COL:blue, Conn. nr. 1, switch press. 0.3-0.6 bar	7.0174			
All engines	COL:black, Conn. nr. 4			7.1232	T20

				ENGINE
S5 quattro	Petrol	260	07/16->	CWGD

Engine	Information	S10	T10	T20 - T23	T22 - T25
All engines	COL:blue, Conn. nr. 1, switch press. 0.3-0.6 bar	7.0174			
All engines	COL:black, Conn. nr. 4			7.1232	T20

				ENGINE
1.8	Petrol	92	12/95-12/97	ADR

Engine	Information	S10	T10	T20 - T23	T22 - T25
All engines		7.0046	7.6195		
All engines	pole nr. 2			7.1087	T20
All engines	pole nr. 4			7.1126	T20

				ENGINE
1.8 quattro	Petrol	92	12/95-12/97	ADR

Engine	Information	S10	T10	T20 - T23	T22 - T25
All engines		7.0046		7.1126	T20

				ENGINE
1.9 TDI	Diesel	66	06/94-12/97	1Z, AHU

Engine	Information	S10	T10	T20 - T23	T22 - T25
All engines		7.0095			
All engines	ch. 4A-T-000 001 ->		7.6195		
All engines	pole nr. 2			7.1087	T20
All engines	pole nr. 4			7.1126	T20

				ENGINE
2.0	Petrol	74	06/94-12/97	AAE

Engine	Information	S10	T10	T20 - T23	T22 - T25
All engines		7.0046			
All engines	ch. 4A-T-000 001 ->		7.6195		
All engines	pole nr. 2			7.1087	T20
All engines	pole nr. 4			7.1126	T20

S10	OIL PRESSURE WARNING LIGHT SWITCH	T10	REVERSING LIGHT SWITCH	T20	BRAKE LIGHT SWITCH
T22	SWITCH CLUTCH CONTROL (CRUISE CONTROL)	T23	SWITCH BRAKE ACTUATION (ENGINE TIMING)	T25	SWITCH CLUTCH CONTROL (ENGINE CONTROL)

FUNCTIONS ON THE VEHICLE

Vehicle	alim.	kW	Date	Engine	 S10	 T10	 T20 - T23	 T22 - T25
---------	-------	----	------	--------	---	---	--	---

				ENGINE
2.0	Petrol	79	08/95-07/96	ADW

Engine	Information	S10	T10	T20 - T23	T22 - T25
All engines		7.0046			
All engines	ch. 4A-T-000 001 ->		7.6195		
All engines	pole nr. 2			7.1087	T20
All engines	pole nr. 4			7.1126	T20

				ENGINE
2.0	Petrol	85	06/94-12/97	ABK

Engine	Information	S10	T10	T20 - T23	T22 - T25
All engines		7.0046			
All engines	ch. 4A-T-000 001 ->		7.6195		
All engines	pole nr. 2			7.1087	T20
All engines	pole nr. 4			7.1126	T20

				ENGINE
2.0 16V	Petrol	103	06/94-12/97	ACE

Engine	Information	S10	T10	T20 - T23	T22 - T25
All engines		7.0046			
All engines	ch. 4A-T-000 001 ->		7.6195		
All engines	pole nr. 2			7.1087	T20
All engines	pole nr. 4			7.1126	T20

				ENGINE
2.0 16V quattro	Petrol	103	06/94-12/97	ACE

Engine	Information	S10	T10	T20 - T23	T22 - T25
All engines		7.0046		7.1126	T20

				ENGINE
2.3	Petrol	98	06/94-12/95	AAR

Engine	Information	S10	T10	T20 - T23	T22 - T25
All engines	->ch. 4A-S-130 000	7.0046			
All engines	ch. 4A-T-000 001 ->	7.0095			
All engines	pole nr. 2			7.1087	T20
All engines	pole nr. 4			7.1126	T20

				ENGINE
2.3 quattro	Petrol	98	06/94-12/95	AAR

Engine	Information	S10	T10	T20 - T23	T22 - T25
All engines		7.0046			
All engines	pole nr. 2			7.1087	T20
All engines	pole nr. 4			7.1126	T20

				ENGINE
2.4	Petrol	110	07/95-12/97	AFM

Engine	Information	S10	T10	T20 - T23	T22 - T25
All engines	COL:white	7.0045			
All engines	COL:black	7.0046			
All engines	COL:blue	7.0108			
All engines	with cable		7.6195		
All engines	pole nr. 2			7.1087	T20
All engines	pole nr. 4			7.1126	T20

				ENGINE
2.5 TDI	Diesel	103	08/94-12/97	AEL





Engine	Information	S10	T10	T20 - T23	T22 - T25
All engines		7.0095			
All engines	without cable		7.6099		
All engines	with cable		7.6195		
All engines	pole nr. 2			7.1087	T20
All engines	pole nr. 4			7.1126	T20

				ENGINE
2.5 TDI	Diesel	84	01/95-12/97	AAT

Engine	Information	S10	T10	T20 - T23	T22 - T25
All engines		7.0095			
All engines	without cable		7.6099		
All engines	with cable		7.6195		
All engines	pole nr. 2			7.1087	T20

S10	OIL PRESSURE WARNING LIGHT SWITCH	T10	REVERSING LIGHT SWITCH	T20	BRAKE LIGHT SWITCH
T22	SWITCH CLUTCH CONTROL (CRUISE CONTROL)	T23	SWITCH BRAKE ACTUATION (ENGINE TIMING)	T25	SWITCH CLUTCH CONTROL (ENGINE CONTROL)

FUNCTIONS ON THE VEHICLE

Vehicle	alim.	kW	Date	Engine	 S10	 T10	 T20 - T23	 T22 - T25
ENGINE								
2.5 TDI	Diesel	84	01/95-12/97	AAT				
Engine	Information			S10	T10	T20 - T23	T22 - T25	
All engines	pole nr. 4					7.1126	T20	
ENGINE								
2.5 TDI	Diesel	85	06/94-12/97	AAT				
Engine	Information			S10	T10	T20 - T23	T22 - T25	
All engines				7.0095				
All engines	without cable				7.6099			
All engines	with cable				7.6195			
All engines	pole nr. 2					7.1087	T20	
All engines	pole nr. 4					7.1126	T20	
ENGINE								
2.5 TDI quattro	Diesel	103	07/95-12/97	AEL				
Engine	Information			S10	T10	T20 - T23	T22 - T25	
All engines				7.0095				
All engines	pole nr. 2					7.1087	T20	
All engines	pole nr. 4					7.1126	T20	
ENGINE								
2.6	Petrol	102	06/94-10/97	ACZ				
Engine	Information			S10	T10	T20 - T23	T22 - T25	
All engines	COL:white			7.0045				
All engines	COL:black			7.0046				
All engines	COL:blue			7.0108				
All engines	COL:red			7.0111				
All engines	ch. 4A-T-000 001 ->				7.6195			
All engines	pole nr. 2					7.1087	T20	
All engines	pole nr. 4					7.1126	T20	
ENGINE								
2.6	Petrol	110	06/94-12/97	ABC				
Engine	Information			S10	T10	T20 - T23	T22 - T25	
All engines	COL:white			7.0045				
All engines	COL:black			7.0046				
All engines	COL:blue			7.0108				
All engines	COL:red			7.0111				
All engines	ch. 4A-T-000 001 ->				7.6195			
All engines	pole nr. 2					7.1087	T20	
All engines	pole nr. 4					7.1126	T20	
ENGINE								
2.6 quattro	Petrol	102	06/94-04/97	ACZ				
Engine	Information			S10	T10	T20 - T23	T22 - T25	
All engines	COL:white			7.0045				
All engines	COL:black			7.0046				
All engines	COL:blue			7.0108				
All engines						7.1126	T20	
ENGINE								
2.6 quattro	Petrol	110	06/94-12/97	ABC				
Engine	Information			S10	T10	T20 - T23	T22 - T25	
All engines	COL:white			7.0045				
All engines	COL:black			7.0046				
All engines	COL:blue			7.0108				
All engines						7.1126	T20	
ENGINE								
2.8	Petrol	120	08/95-07/96	AEJ				
Engine	Information			S10	T10	T20 - T23	T22 - T25	
All engines	COL:white			7.0045				
All engines	COL:black			7.0046				
All engines	COL:blue			7.0108				
All engines	COL:red			7.0111				
All engines	ch. 4A-T-000 001 ->				7.6195			
All engines	pole nr. 2					7.1087	T20	
All engines	pole nr. 4					7.1126	T20	

S10	OIL PRESSURE WARNING LIGHT SWITCH	T10	REVERSING LIGHT SWITCH	T20	BRAKE LIGHT SWITCH
T22	SWITCH CLUTCH CONTROL (CRUISE CONTROL)	T23	SWITCH BRAKE ACTUATION (ENGINE TIMING)	T25	SWITCH CLUTCH CONTROL (ENGINE CONTROL)

FUNCTIONS ON THE VEHICLE

Vehicle	alim.	kW	Date	Engine	 S10	 T10	 T20 - T23	 T22 - T25
---------	-------	----	------	--------	---	---	--	---

ENGINE				
2.8	Petrol	128	06/94-12/97	AAH, AEJ

Engine	Information	S10	T10	T20 - T23	T22 - T25
All engines	COL:white	7.0045			
All engines	COL:black	7.0046			
All engines	COL:blue	7.0108			
All engines	COL:red	7.0111			
All engines	ch. 4A-T-000 001 ->		7.6195		
All engines	pole nr. 2			7.1087	T20
All engines	pole nr. 4			7.1126	T20

ENGINE				
2.8	Petrol	142	12/95-12/97	ACK

Engine	Information	S10	T10	T20 - T23	T22 - T25
All engines	COL:white	7.0045			
All engines	COL:black	7.0046			
All engines	COL:blue	7.0108			
All engines	with cable		7.6195		
All engines	pole nr. 2			7.1087	T20
All engines	pole nr. 4			7.1126	T20

ENGINE				
2.8 quattro	Petrol	128	06/94-12/97	AAH, AEJ

Engine	Information	S10	T10	T20 - T23	T22 - T25
All engines	COL:white	7.0045			
All engines	COL:black	7.0046			
All engines	COL:blue	7.0108			
All engines	pole nr. 4			7.1126	T20

ENGINE				
2.8 quattro	Petrol	142	12/95-12/97	ACK

Engine	Information	S10	T10	T20 - T23	T22 - T25
All engines	COL:white	7.0045			
All engines	COL:black	7.0046			
All engines	COL:blue	7.0108			
All engines	with cable		7.6195		
All engines	pole nr. 2			7.1087	T20
All engines	pole nr. 4			7.1126	T20

ENGINE				
S6 4.2 quattro	Petrol	213	06/94-12/97	AEC

Engine	Information	S10	T10	T20 - T23	T22 - T25
All engines		7.0045		7.1126	T20

ENGINE				
S6 Turbo quattro	Petrol	169	06/94-12/97	AAN

Engine	Information	S10	T10	T20 - T23	T22 - T25
All engines		7.0046		7.1126	T20

A6 II				
ENGINE				
1.8	Petrol	85	05/97-01/05	AFY

Engine	Information	S10	T10	T20 - T23	T22 - T25
All engines	COL:black, Conn. nr. 1, spanner size 24, switch press. 1.2-1.6 bar, thread M10x1.0	7.0046			
All engines	Conn. nr. 2, plugged		7.6195		
All engines	Conn. nr. 2, -cruise control, thread M12x1.5			7.1087	T20
All engines	+cruise control, Conn. nr. 4, thread M12x1.5			7.1126	T20

ENGINE				
1.8	Petrol	92	07/97-01/05	AJP, AQE, ARH

Engine	Information	S10	T10	T20 - T23	T22 - T25
Eng. AJP, AQE	COL:black, Conn. nr. 1, spanner size 24, switch press. 1.2-1.6 bar, thread M10x1.0	7.0046			
Eng. ARH	COL:grey, Conn. nr. 1, spanner size 24, switch press. 0.75-1.05 bar, thread M10x1.0	7.0134			
All engines	Conn. nr. 2, plugged		7.6195		
All engines	Conn. nr. 2, -cruise control, thread M12x1.5			7.1087	T20
All engines	+cruise control, Conn. nr. 4, thread M12x1.5			7.1126	T20

S10	OIL PRESSURE WARNING LIGHT SWITCH	T10	REVERSING LIGHT SWITCH	T20	BRAKE LIGHT SWITCH
T22	SWITCH CLUTCH CONTROL (CRUISE CONTROL)	T23	SWITCH BRAKE ACTUATION (ENGINE TIMING)	T25	SWITCH CLUTCH CONTROL (ENGINE CONTROL)

FUNCTIONS ON THE VEHICLE

Vehicle	alim.	kW	Date	Engine	 S10	 T10	 T20 - T23	 T22 - T25
---------	-------	----	------	--------	---	---	--	---

ENGINE				
1.8 T	Petrol	110	01/97-01/05	AEB, ANB, APU, ARK, AWT

Engine	Information	S10	T10	T20 - T23	T22 - T25
Eng. AEB, ANB, APU, ARK	-> 01/05/01, -> ch. 4B1200000, COL:black, Conn. nr. 1, spanner size 24, switch press. 1.2-1.6 bar, thread M10x1.0	7.0046			
All engines	01/06/01 ->, ch. 4B2000001 ->, COL:black, Conn. nr. 1, switch press. 1.2-1.6 bar, thread M10x1.0	7.0135			
All engines	Conn. nr. 2, plugged		7.6195		
All engines	Conn. nr. 2, -cruise control, thread M12x1.5			7.1087	T20
All engines	+cruise control, -> 01/04/02, -> ch. 4B2129476, Conn. nr. 4, thread M12x1.5			7.1126	T20
All engines	+cruise control, 01/05/02 ->, ch. 4B2129477 ->, Conn. nr. 4, thread M12x1.5			7.1229	T20
All engines	01/06/02 ->, ch. 4B2150001 ->, COL:blue, Conn. nr. 4				7.1220 T22

ENGINE				
1.8 T	Petrol	132	12/97-01/05	AJL

Engine	Information	S10	T10	T20 - T23	T22 - T25
All engines	COL:black, Conn. nr. 1, spanner size 24, switch press. 1.2-1.6 bar, thread M10x1.0	7.0046			
All engines	Conn. nr. 2, plugged		7.6195		
All engines	Conn. nr. 2, -cruise control, thread M12x1.5			7.1087	T20
All engines	+cruise control, Conn. nr. 4, thread M12x1.5			7.1126	T20

ENGINE				
1.8 T quattro	Petrol	110	02/97-01/05	AEB, ANB, APU, ARK, AWT

Engine	Information	S10	T10	T20 - T23	T22 - T25
Eng. AEB, ANB, APU, ARK	-> 01/05/01, -> ch. 4B1200000, COL:black, Conn. nr. 1, spanner size 24, switch press. 1.2-1.6 bar, thread M10x1.0	7.0046			
All engines	01/06/01 ->, ch. 4B2000001 ->, COL:black, Conn. nr. 1, switch press. 1.2-1.6 bar, thread M10x1.0	7.0135			
All engines	Conn. nr. 2, plugged		7.6195		
All engines	Conn. nr. 2, -cruise control, thread M12x1.5			7.1087	T20
All engines	+cruise control, -> 01/04/02, -> ch. 4B2129476, Conn. nr. 4, thread M12x1.5			7.1126	T20
All engines	+cruise control, 01/05/02 ->, ch. 4B2129477 ->, Conn. nr. 4, thread M12x1.5			7.1229	T20
All engines	01/06/02 ->, ch. 4B2150001 ->, COL:blue, Conn. nr. 4				7.1220 T22

ENGINE				
1.8 T quattro	Petrol	132	12/97-01/05	AJL

Engine	Information	S10	T10	T20 - T23	T22 - T25
All engines	COL:black, Conn. nr. 1, spanner size 24, switch press. 1.2-1.6 bar, thread M10x1.0	7.0046			
All engines	Conn. nr. 2, plugged		7.6195		
All engines	Conn. nr. 2, -cruise control, thread M12x1.5			7.1087	T20
All engines	+cruise control, Conn. nr. 4, thread M12x1.5			7.1126	T20

ENGINE				
1.9 TDI	Diesel	81	04/97-04/01	AFN, AVG

Engine	Information	S10	T10	T20 - T23	T22 - T25
All engines	-> 01/07/98, -> ch. 4B2000000, COL:black, Conn. nr. 1, spanner size 24, switch press. 1.2-1.6 bar, thread M10x1.0	7.0046			
All engines	01/08/98 ->, ch. 4BY000001 ->, COL:black, Conn. nr. 1, switch press. 1.2-1.6 bar, thread M10x1.0	7.0135			
All engines	Conn. nr. 2, plugged		7.6195		
All engines	Conn. nr. 4, thread M12x1.5			7.1126	T20

ENGINE				
1.9 TDI	Diesel	85	07/00-01/05	AJM

Engine	Information	S10	T10	T20 - T23	T22 - T25
All engines	COL:grey, Conn. nr. 1, spanner size 24, switch press. 0.75-1.05 bar, thread M10x1.0	7.0134			
All engines	Conn. nr. 2, plugged		7.6195		
All engines	Conn. nr. 4, thread M12x1.5			7.1126	T20

ENGINE				
1.9 TDI	Diesel	96	08/01-01/05	AVF, AWX

Engine	Information	S10	T10	T20 - T23	T22 - T25
All engines	COL:brown, Conn. nr. 1, spanner size 24, switch press. 0.55-0.85 bar, thread M10x1.0	7.0132			
All engines	Conn. nr. 2, plugged		7.6195		
All engines	-> 01/04/02, -> ch. 4B2129476, Conn. nr. 4, thread M12x1.5			7.1126	T20
All engines	01/05/02 ->, ch. 4B2129477 ->, Conn. nr. 4, thread M12x1.5			7.1229	T20
All engines	01/06/02 ->, ch. 4B2150001 ->, COL:blue, Conn. nr. 4				7.1220 T22

S10 OIL PRESSURE WARNING LIGHT SWITCH	T10 REVERSING LIGHT SWITCH	T20 BRAKE LIGHT SWITCH
T22 SWITCH CLUTCH CONTROL (CRUISE CONTROL)	T23 SWITCH BRAKE ACTUATION (ENGINE TIMING)	T25 SWITCH CLUTCH CONTROL (ENGINE CONTROL)

FUNCTIONS ON THE VEHICLE

Vehicle	alim.	kW	Date	Engine	 S10	 T10	 T20 - T23	 T22 - T25
---------	-------	----	------	--------	---	---	--	---

				ENGINE
2.0	Petrol	96	08/01-01/05	ALT

Engine	Information	S10	T10	T20 - T23	T22 - T25
All engines	COL:black, Conn. nr. 1, switch press. 1.2-1.6 bar, thread M10x1.0	7.0135			
All engines	Conn. nr. 2, plugged		7.6195		
All engines	Conn. nr. 2, -cruise control, thread M12x1.5			7.1087	T20
All engines	+cruise control, -> 01/04/02, -> ch. 4B2129476, Conn. nr. 4, thread M12x1.5			7.1126	T20
All engines	+cruise control, 01/05/02 ->, ch. 4B2129477 ->, Conn. nr. 4, thread M12x1.5			7.1229	T20
All engines	01/06/02 ->, ch. 4B2150001 ->, COL:white, Conn. nr. 4				7.1220 T22

				ENGINE
2.4	Petrol	100	07/98-01/05	ALW, ARN, ASM

Engine	Information	S10	T10	T20 - T23	T22 - T25
All engines	-> 01/05/01, -> ch. 4B1200000, COL:black, Conn. nr. 1, spanner size 24, switch press. 1.2-1.6 bar, thread M10x1.0	7.0046			
Eng. ASM	01/06/01 ->, ch. 4B2000001 ->, COL:black, Conn. nr. 1, switch press. 1.2-1.6 bar, thread M10x1.0	7.0135			
All engines	Conn. nr. 2, plugged		7.6195		
All engines	Conn. nr. 2, -cruise control, thread M12x1.5			7.1087	T20
All engines	+cruise control, -> 01/04/02, -> ch. 4B2129476, Conn. nr. 4, thread M12x1.5			7.1126	T20
All engines	+cruise control, 01/05/02 ->, ch. 4B2129477 ->, Conn. nr. 4, thread M12x1.5			7.1229	T20
All engines	01/06/02 ->, ch. 4B2150001 ->, COL:blue, Conn. nr. 4				7.1220 T22

				ENGINE
2.4	Petrol	115	02/97-01/05	APC

Engine	Information	S10	T10	T20 - T23	T22 - T25
All engines	-> 01/06/99, -> ch. 4BX200000, COL:black, Conn. nr. 1, spanner size 24, switch press. 1.2-1.6 bar, thread M10x1.0	7.0046			
All engines	01/07/99 ->, ch. 4BY000001 ->, COL:black, Conn. nr. 1, switch press. 1.2-1.6 bar, thread M10x1.0	7.0135			
All engines	Conn. nr. 2, plugged		7.6195		
All engines	bolted, Conn. nr. 2, spanner size 22, thread M14x1.5		7.6256		
All engines	Conn. nr. 2, -cruise control, thread M12x1.5			7.1087	T20
All engines	+cruise control, Conn. nr. 4, thread M12x1.5			7.1126	T20

				ENGINE
2.4	Petrol	120	02/97-01/05	AJG, AMM, APZ

Engine	Information	S10	T10	T20 - T23	T22 - T25
All engines	-> 01/05/01, -> ch. 4B1200000, COL:black, Conn. nr. 1, spanner size 24, switch press. 1.2-1.6 bar, thread M10x1.0	7.0046			
Eng. AMM	01/06/01 ->, ch. 4B2000001 ->, COL:black, Conn. nr. 1, switch press. 1.2-1.6 bar, thread M10x1.0	7.0135			
All engines	Conn. nr. 2, plugged		7.6195		
All engines	bolted, Conn. nr. 2, spanner size 22, thread M14x1.5		7.6256		
All engines	Conn. nr. 2, -cruise control, thread M12x1.5			7.1087	T20
All engines	+cruise control, -> 01/04/02, -> ch. 4B2129476, Conn. nr. 4, thread M12x1.5			7.1126	T20
All engines	+cruise control, 01/05/02 ->, ch. 4B2129477 ->, Conn. nr. 4, thread M12x1.5			7.1229	T20
All engines	01/06/02 ->, ch. 4B2150001 ->, COL:blue, Conn. nr. 4				7.1220 T22

				ENGINE
2.4	Petrol	121	02/97-01/05	AGA, ALF, AML, APS, ARJ



Engine	Information	S10	T10	T20 - T23	T22 - T25
All engines	-> 01/06/99, -> ch. 4BX200000, COL:black, Conn. nr. 1, spanner size 24, switch press. 1.2-1.6 bar, thread M10x1.0	7.0046			
All engines	01/07/99 ->, ch. 4BY000001 ->, COL:black, Conn. nr. 1, switch press. 1.2-1.6 bar, thread M10x1.0	7.0135			
All engines	Conn. nr. 2, plugged		7.6195		
All engines	bolted, Conn. nr. 2, spanner size 22, thread M14x1.5		7.6256		
All engines	Conn. nr. 2, -cruise control, thread M12x1.5			7.1087	T20
All engines	+cruise control, Conn. nr. 4, thread M12x1.5			7.1126	T20

				ENGINE
2.4	Petrol	125	08/01-01/05	BDV

Engine	Information	S10	T10	T20 - T23	T22 - T25
All engines	COL:black, Conn. nr. 1, switch press. 1.2-1.6 bar, thread M10x1.0	7.0135			
All engines	bolted, Conn. nr. 2, spanner size 22, thread M14x1.5		7.6256		
All engines	Conn. nr. 2, -cruise control, thread M12x1.5			7.1087	T20

S10 OIL PRESSURE WARNING LIGHT SWITCH	T10 REVERSING LIGHT SWITCH	T20 BRAKE LIGHT SWITCH
T22 SWITCH CLUTCH CONTROL (CRUISE CONTROL)	T23 SWITCH BRAKE ACTUATION (ENGINE TIMING)	T25 SWITCH CLUTCH CONTROL (ENGINE CONTROL)

FUNCTIONS ON THE VEHICLE

Vehicle	alim.	kW	Date	Engine	 S10	 T10	 T20 - T23	 T22 - T25
---------	-------	----	------	--------	---	---	--	---

ENGINE				
2.4	Petrol	125	08/01-01/05	BDV

Engine	Information	S10	T10	T20 - T23	T22 - T25
All engines	+cruise control, -> 01/04/02, ->ch. 4B2129476, Conn. nr. 4, thread M12x1.5			7.1126 T20	
All engines	+cruise control, 01/05/02 ->, ch. 4B2129477 ->, Conn. nr. 4, thread M12x1.5			7.1229 T20	
All engines	01/06/02 ->, ch. 4B2150001 ->, COL:blue, Conn. nr. 4				7.1220 T22

ENGINE				
2.4 quattro	Petrol	115	08/98-05/01	APC

Engine	Information	S10	T10	T20 - T23	T22 - T25
All engines	-> 01/06/99, ->ch. 4BX200000, COL:black, Conn. nr. 1, spanner size 24, switch press. 1.2-1.6 bar, thread M10x1.0	7.0046			
All engines	01/07/99 ->, ch. 4BY000001 ->, COL:black, Conn. nr. 1, switch press. 1.2-1.6 bar, thread M10x1.0	7.0135			
All engines	conn.shape : rectangular, without cable		7.6099		
All engines	with cable		7.6195		
All engines	conn.shape : oval, without cable		7.6256		
All engines	Conn. nr. 2, -cruise control, thread M12x1.5			7.1087 T20	
All engines	+cruise control, Conn. nr. 4, thread M12x1.5			7.1126 T20	

ENGINE				
2.4 quattro	Petrol	120	02/97-01/05	AJG, APZ

Engine	Information	S10	T10	T20 - T23	T22 - T25
All engines	COL:black, Conn. nr. 1, spanner size 24, switch press. 1.2-1.6 bar, thread M10x1.0	7.0046			
All engines	Conn. nr. 2, plugged		7.6195		
All engines	bolted, Conn. nr. 2, spanner size 22, thread M14x1.5		7.6256		
All engines	Conn. nr. 2, -cruise control, thread M12x1.5			7.1087 T20	
All engines	+cruise control, Conn. nr. 4, thread M12x1.5			7.1126 T20	

ENGINE				
2.4 quattro	Petrol	121	02/97-01/05	AGA, ALF, AML, APS, ARJ

Engine	Information	S10	T10	T20 - T23	T22 - T25
All engines	-> 01/06/99, ->ch. 4BX200000, COL:black, Conn. nr. 1, spanner size 24, switch press. 1.2-1.6 bar, thread M10x1.0	7.0046			
All engines	01/07/99 ->, ch. 4BY000001 ->, COL:black, Conn. nr. 1, switch press. 1.2-1.6 bar, thread M10x1.0	7.0135			
All engines	Conn. nr. 2, plugged		7.6195		
All engines	bolted, Conn. nr. 2, spanner size 22, thread M14x1.5		7.6256		
All engines	Conn. nr. 2, -cruise control, thread M12x1.5			7.1087 T20	
All engines	+cruise control, Conn. nr. 4, thread M12x1.5			7.1126 T20	

ENGINE				
2.4 quattro	Petrol	125	08/01-01/05	BDV

Engine	Information	S10	T10	T20 - T23	T22 - T25
All engines	COL:black, Conn. nr. 1, switch press. 1.2-1.6 bar, thread M10x1.0	7.0135			
All engines	bolted, Conn. nr. 2, spanner size 22, thread M14x1.5		7.6256		
All engines	Conn. nr. 2, -cruise control, thread M12x1.5			7.1087 T20	
All engines	+cruise control, -> 01/04/02, ->ch. 4B2129476, Conn. nr. 4, thread M12x1.5			7.1126 T20	
All engines	+cruise control, 01/05/02 ->, ch. 4B2129477 ->, Conn. nr. 4, thread M12x1.5			7.1229 T20	
All engines	01/06/02 ->, ch. 4B2150001 ->, COL:blue, Conn. nr. 4				7.1220 T22

ENGINE				
2.5 TDI	Diesel	110	07/97-01/05	AFB, AKN





Engine	Information	S10	T10	T20 - T23	T22 - T25
All engines	-> 01/07/98, ->ch. 4BW220000, COL:grey, Conn. nr. 1, switch press. 0.9 bar, thread M10x1.0	7.0095			
All engines	01/08/98 ->, ch. 4BX000001 ->, COL:grey, Conn. nr. 1, spanner size 24, switch press. 0.75-1.05 bar, thread M10x1.0	7.0134			
All engines	bolted, Conn. nr. 2, spanner size 22, thread M14x1.5		7.6256		
All engines	Conn. nr. 4, thread M12x1.5			7.1126 T20	

ENGINE				
2.5 TDI	Diesel	114	08/01-01/05	AYM

Engine	Information	S10	T10	T20 - T23	T22 - T25
All engines	COL:grey, Conn. nr. 1, spanner size 24, switch press. 0.75-1.05 bar, thread M10x1.0	7.0134			
All engines	bolted, Conn. nr. 2, spanner size 22, thread M14x1.5		7.6256		
All engines	-> 01/04/02, ->ch. 4B2129476, Conn. nr. 4, thread M12x1.5			7.1126 T20	




S10	OIL PRESSURE WARNING LIGHT SWITCH	T10	REVERSING LIGHT SWITCH	T20	BRAKE LIGHT SWITCH
T22	SWITCH CLUTCH CONTROL (CRUISE CONTROL)	T23	SWITCH BRAKE ACTUATION (ENGINE TIMING)	T25	SWITCH CLUTCH CONTROL (ENGINE CONTROL)

FUNCTIONS ON THE VEHICLE

Vehicle	alim.	kW	Date	Engine	 S10	 T10	 T20 - T23	 T22 - T25
ENGINE								
2.5 TDI	Diesel	114	08/01-01/05	AYM				
Engine	Information			S10	T10	T20 - T23	T22 - T25	
All engines	01/05/02 ->, ch. 4B2129477 ->, Conn. nr. 4, thread M12x1.5					7.1229 T20		
ENGINE								
2.5 TDI	Diesel	120	07/02-01/05	BCZ, BDG, BFC				
Engine	Information			S10	T10	T20 - T23	T22 - T25	
All engines	COL:grey, Conn. nr. 1, spanner size 24, switch press. 0.75-1.05 bar, thread M10x1.0			7.0134				
All engines	bolted, Conn. nr. 2, spanner size 22, thread M14x1.5				7.6256			
All engines	Conn. nr. 4, thread M12x1.5					7.1229 T20		
All engines	COL:blue, Conn. nr. 4						7.1220 T22	
ENGINE								
2.5 TDI	Diesel	132	02/00-01/05	AKE, BAU, BDH				
Engine	Information			S10	T10	T20 - T23	T22 - T25	
All engines	COL:grey, Conn. nr. 1, spanner size 24, switch press. 0.75-1.05 bar, thread M10x1.0			7.0134				
Eng. AKE	->ch. 4B-1-200 000				7.6099			
All engines	ch. 4B-2-000 001 ->				7.6256			
All engines	-> 01/04/02, ->ch. 4B2129476, Conn. nr. 4, thread M12x1.5					7.1126 T20		
All engines	01/05/02 ->, ch. 4B2129477 ->, Conn. nr. 4, thread M12x1.5					7.1229 T20		
All engines							7.1220 T22	
ENGINE								
2.5 TDI quattro	Diesel	110	07/97-01/05	AFB, AKN				
Engine	Information			S10	T10	T20 - T23	T22 - T25	
All engines	-> 01/07/98, ->ch. 4BW220000, COL:grey, Conn. nr. 1, switch press. 0.9 bar, thread M10x1.0			7.0095				
All engines	01/08/98 ->, ch. 4BX000001 ->, COL:grey, Conn. nr. 1, spanner size 24, switch press. 0.75-1.05 bar, thread M10x1.0			7.0134				
All engines	bolted, Conn. nr. 2, spanner size 22, thread M14x1.5				7.6256			
All engines	Conn. nr. 4, thread M12x1.5					7.1126 T20		
ENGINE								
2.5 TDI quattro	Diesel	132	02/00-01/05	AKE, BAU, BDH				
Engine	Information			S10	T10	T20 - T23	T22 - T25	
All engines	COL:grey, Conn. nr. 1, spanner size 24, switch press. 0.75-1.05 bar, thread M10x1.0			7.0134				
All engines	bolted, Conn. nr. 2, spanner size 22, thread M14x1.5				7.6256			
Eng. AKE	-> 01/04/02, ->ch. 4B2129476, Conn. nr. 4, thread M12x1.5					7.1126 T20		
All engines	01/05/02 ->, ch. 4B2129477 ->, Conn. nr. 4, thread M12x1.5					7.1229 T20		
Eng. BAU, BDH	01/06/02 ->, ch. 4B2150001 ->, COL:blue, Conn. nr. 4						7.1220 T22	
ENGINE								
2.7 T	Petrol	169	02/99-01/05	AJK				
Engine	Information			S10	T10	T20 - T23	T22 - T25	
All engines	COL:black, Conn. nr. 1, spanner size 24, switch press. 1.2-1.6 bar, thread M10x1.0			7.0046				
All engines	bolted, Conn. nr. 2, spanner size 22, thread M14x1.5				7.6256			
All engines	Conn. nr. 2, -cruise control, thread M12x1.5					7.1087 T20		
All engines	+cruise control, Conn. nr. 4, thread M12x1.5					7.1126 T20		
ENGINE								
2.7 T quattro	Petrol	169	12/97-01/05	AJK, AZA				
Engine	Information			S10	T10	T20 - T23	T22 - T25	
All engines	COL:black, Conn. nr. 1, spanner size 24, switch press. 1.2-1.6 bar, thread M10x1.0			7.0046				
All engines	bolted, Conn. nr. 2, spanner size 22, thread M14x1.5				7.6256			
All engines	Conn. nr. 2, -cruise control, thread M12x1.5					7.1087 T20		
All engines	+cruise control, Conn. nr. 4, thread M12x1.5					7.1126 T20		
ENGINE								
2.7 T quattro	Petrol	184	08/01-01/05	ARE, BES				
Engine	Information			S10	T10	T20 - T23	T22 - T25	
All engines	COL:black, Conn. nr. 1, switch press. 1.2-1.6 bar, thread M10x1.0			7.0135				
All engines	bolted, Conn. nr. 2, spanner size 22, thread M14x1.5				7.6256			
All engines	-> 01/04/02, ->ch. 4B2129476, Conn. nr. 4, thread M12x1.5					7.1126 T20		
All engines	01/05/02 ->, ch. 4B2129477 ->, Conn. nr. 4, thread M12x1.5					7.1229 T20		

S10 OIL PRESSURE WARNING LIGHT SWITCH	T10 REVERSING LIGHT SWITCH	T20 BRAKE LIGHT SWITCH
T22 SWITCH CLUTCH CONTROL (CRUISE CONTROL)	T23 SWITCH BRAKE ACTUATION (ENGINE TIMING)	T25 SWITCH CLUTCH CONTROL (ENGINE CONTROL)

FUNCTIONS ON THE VEHICLE

Vehicle	alim.	kW	Date	Engine	 S10	 T10	 T20 - T23	 T22 - T25
---------	-------	----	------	--------	---	---	--	---

ENGINE				
2.7 T quattro	Petrol	184	08/01-01/05	ARE, BES

Engine	Information	S10	T10	T20 - T23	T22 - T25
All engines	01/06/02 ->, ch. 4B2150001 ->, COL:white, Conn. nr. 4				7.1220 T22

ENGINE				
2.8	Petrol	132	10/97-05/01	AGE

Engine	Information	S10	T10	T20 - T23	T22 - T25
All engines	COL:black, Conn. nr. 1, spanner size 24, switch press. 1.2-1.6 bar, thread M10x1.0	7.0046			
All engines	Conn. nr. 2, plugged		7.6195		
All engines	Conn. nr. 2, -cruise control, thread M12x1.5			7.1087 T20	
All engines	+cruise control, Conn. nr. 4, thread M12x1.5			7.1126 T20	

ENGINE				
2.8	Petrol	140	08/98-01/05	ATX

Engine	Information	S10	T10	T20 - T23	T22 - T25
All engines	COL:black, Conn. nr. 1, spanner size 24, switch press. 1.2-1.6 bar, thread M10x1.0	7.0046			
All engines	Conn. nr. 2, plugged		7.6195		
All engines	bolted, Conn. nr. 2, spanner size 22, thread M14x1.5		7.6256		
All engines	Conn. nr. 2, -cruise control, thread M12x1.5			7.1087 T20	
All engines	+cruise control, Conn. nr. 4, thread M12x1.5			7.1126 T20	

ENGINE				
2.8	Petrol	142	02/97-01/05	ACK, ALG, AMX, APR, AQD

Engine	Information	S10	T10	T20 - T23	T22 - T25
All engines	-> 01/06/99, ->ch. 4BX200000, COL:black, Conn. nr. 1, spanner size 24, switch press. 1.2-1.6 bar, thread M10x1.0	7.0046			
All engines	01/07/99 ->, ch. 4BY000001 ->, COL:black, Conn. nr. 1, switch press. 1.2-1.6 bar, thread M10x1.0	7.0135			
All engines	Conn. nr. 2, plugged		7.6195		
All engines	bolted, Conn. nr. 2, spanner size 22, thread M14x1.5		7.6256		
All engines	Conn. nr. 2, -cruise control, thread M12x1.5			7.1087 T20	
All engines	+cruise control, Conn. nr. 4, thread M12x1.5			7.1126 T20	

ENGINE				
2.8 quattro	Petrol	132	01/98-04/00	AGE

Engine	Information	S10	T10	T20 - T23	T22 - T25
All engines	->ch. 4B-X-200 000, COL:black	7.0046			
All engines	ch. 4B-Y-000 001 ->, COL:black	7.0135			
All engines	see connection type, without cable		7.6099, 7.6256		
All engines	with cable		7.6195		
All engines	pole nr. 2			7.1087 T20	
All engines	pole nr. 4			7.1126 T20	

ENGINE				
2.8 quattro	Petrol	140	07/99-05/01	ATX

Engine	Information	S10	T10	T20 - T23	T22 - T25
All engines	COL:black, Conn. nr. 1, spanner size 24, switch press. 1.2-1.6 bar, thread M10x1.0	7.0046			
All engines	Conn. nr. 2, plugged		7.6195		
All engines	bolted, Conn. nr. 2, spanner size 22, thread M14x1.5		7.6256		
All engines	Conn. nr. 2, -cruise control, thread M12x1.5			7.1087 T20	
All engines	+cruise control, Conn. nr. 4, thread M12x1.5			7.1126 T20	

ENGINE				
2.8 quattro	Petrol	142	02/97-01/05	ACK, ALG, AMX, APR, AQD

Engine	Information	S10	T10	T20 - T23	T22 - T25
All engines	-> 01/06/99, ->ch. 4BX200000, COL:black, Conn. nr. 1, spanner size 24, switch press. 1.2-1.6 bar, thread M10x1.0	7.0046			
All engines	01/07/99 ->, ch. 4BY000001 ->, COL:black, Conn. nr. 1, switch press. 1.2-1.6 bar, thread M10x1.0	7.0135			
All engines	Conn. nr. 2, plugged		7.6195		
All engines	bolted, Conn. nr. 2, spanner size 22, thread M14x1.5		7.6256		
All engines	Conn. nr. 2, -cruise control, thread M12x1.5			7.1087 T20	
All engines	+cruise control, Conn. nr. 4, thread M12x1.5			7.1126 T20	

ENGINE				
3.0	Petrol	160	06/01-01/05	BBJ

Engine	Information	S10	T10	T20 - T23	T22 - T25
All engines	COL:black, Conn. nr. 1, switch press. 1.2-1.6 bar, thread M10x1.0	7.0135			

S10 OIL PRESSURE WARNING LIGHT SWITCH	T10 REVERSING LIGHT SWITCH	T20 BRAKE LIGHT SWITCH
T22 SWITCH CLUTCH CONTROL (CRUISE CONTROL)	T23 SWITCH BRAKE ACTUATION (ENGINE TIMING)	T25 SWITCH CLUTCH CONTROL (ENGINE CONTROL)

FUNCTIONS ON THE VEHICLE

Vehicle	alim.	kW	Date	Engine	 S10	 T10	 T20 - T23	 T22 - T25
---------	-------	----	------	--------	---	---	--	---

				ENGINE
3.0	Petrol	160	06/01-01/05	BBJ

Engine	Information	S10	T10	T20 - T23	T22 - T25
All engines	bolted, Conn. nr. 2, spanner size 22, thread M14x1.5		7.6256		
All engines	Conn. nr. 2, -cruise control, thread M12x1.5			7.1087 T20	
All engines	+cruise control, -> 01/04/02, ->ch. 4B2129476, Conn. nr. 4, thread M12x1.5			7.1126 T20	
All engines	+cruise control, 01/05/02 ->, ch. 4B2129477 ->, Conn. nr. 4, thread M12x1.5			7.1229 T20	
All engines	01/06/02 ->, ch. 4B2150001 ->, COL:blue, Conn. nr. 4				7.1220 T22

				ENGINE
3.0	Petrol	162	08/01-01/05	ASN

Engine	Information	S10	T10	T20 - T23	T22 - T25
All engines	COL:black, Conn. nr. 1, switch press. 1.2-1.6 bar, thread M10x1.0	7.0135			
All engines	bolted, Conn. nr. 2, spanner size 22, thread M14x1.5		7.6256		
All engines	Conn. nr. 2, -cruise control, thread M12x1.5			7.1087 T20	
All engines	+cruise control, -> 01/04/02, ->ch. 4B2129476, Conn. nr. 4, thread M12x1.5			7.1126 T20	
All engines	+cruise control, 01/05/02 ->, ch. 4B2129477 ->, Conn. nr. 4, thread M12x1.5			7.1229 T20	
All engines	01/06/02 ->, ch. 4B2150001 ->, COL:blue, Conn. nr. 4				7.1220 T22

				ENGINE
3.0 quattro	Petrol	160	06/01-01/05	BBJ

Engine	Information	S10	T10	T20 - T23	T22 - T25
All engines	COL:black, Conn. nr. 1, switch press. 1.2-1.6 bar, thread M10x1.0	7.0135			
All engines	bolted, Conn. nr. 2, spanner size 22, thread M14x1.5		7.6256		
All engines	Conn. nr. 2, -cruise control, thread M12x1.5			7.1087 T20	
All engines	+cruise control, -> 01/04/02, ->ch. 4B2129476, Conn. nr. 4, thread M12x1.5			7.1126 T20	
All engines	+cruise control, 01/05/02 ->, ch. 4B2129477 ->, Conn. nr. 4, thread M12x1.5			7.1229 T20	
All engines	01/06/02 ->, ch. 4B2150001 ->, COL:blue, Conn. nr. 4				7.1220 T22

				ENGINE
3.0 quattro	Petrol	162	08/01-01/05	ASN

Engine	Information	S10	T10	T20 - T23	T22 - T25
All engines	COL:black, Conn. nr. 1, switch press. 1.2-1.6 bar, thread M10x1.0	7.0135			
All engines	bolted, Conn. nr. 2, spanner size 22, thread M14x1.5		7.6256		
All engines	Conn. nr. 2, -cruise control, thread M12x1.5			7.1087 T20	
All engines	+cruise control, -> 01/04/02, ->ch. 4B2129476, Conn. nr. 4, thread M12x1.5			7.1126 T20	
All engines	+cruise control, 01/05/02 ->, ch. 4B2129477 ->, Conn. nr. 4, thread M12x1.5			7.1229 T20	
All engines	01/06/02 ->, ch. 4B2150001 ->, COL:blue, Conn. nr. 4				7.1220 T22

				ENGINE
4.2 quattro	Petrol	220	11/98-01/05	ARS, ASG

Engine	Information	S10	T10	T20 - T23	T22 - T25
All engines	COL:black, Conn. nr. 1, switch press. 1.2-1.6 bar, thread M10x1.0	7.0135			
All engines	Conn. nr. 2, -cruise control, thread M12x1.5			7.1087 T20	
All engines	+cruise control, -> 01/06/01, ->ch. 4B2129476, Conn. nr. 4, thread M12x1.5			7.1126 T20	
All engines	+cruise control, 01/07/01 ->, ch. 4B2129477 ->, Conn. nr. 4, thread M12x1.5			7.1229 T20	

				ENGINE
RS6 plus quattro	Petrol	353	04/04-01/05	BRV

Engine	Information	S10	T10	T20 - T23	T22 - T25
All engines	COL:black, Conn. nr. 1, switch press. 1.2-1.6 bar, thread M10x1.0	7.0135			
All engines	Conn. nr. 4, thread M12x1.5			7.1229 T20	

				ENGINE
RS6 quattro	Petrol	331	07/02-01/05	BCY



Engine	Information	S10	T10	T20 - T23	T22 - T25
All engines	COL:black, Conn. nr. 1, switch press. 1.2-1.6 bar, thread M10x1.0	7.0135			
All engines	Conn. nr. 4, thread M12x1.5			7.1229 T20	

				ENGINE
S6 quattro	Petrol	250	09/99-01/05	ANK, AQJ

Engine	Information	S10	T10	T20 - T23	T22 - T25
All engines	COL:black, Conn. nr. 1, switch press. 1.2-1.6 bar, thread M10x1.0	7.0135			

S10	OIL PRESSURE WARNING LIGHT SWITCH	T10	REVERSING LIGHT SWITCH	T20	BRAKE LIGHT SWITCH
T22	SWITCH CLUTCH CONTROL (CRUISE CONTROL)	T23	SWITCH BRAKE ACTUATION (ENGINE TIMING)	T25	SWITCH CLUTCH CONTROL (ENGINE CONTROL)

FUNCTIONS ON THE VEHICLE

Vehicle	alim.	kW	Date	Engine	 S10	 T10	 T20 - T23	 T22 - T25
---------	-------	----	------	--------	---	---	--	---

ENGINE				
S6 quattro	Petrol	250	09/99-01/05	ANK, AQJ

Engine	Information	S10	T10	T20 - T23	T22 - T25
All engines	bolted, Conn. nr. 2, spanner size 22, thread M14x1.5		7.6256		
All engines	Conn. nr. 2, -cruise control, thread M12x1.5			7.1087 T20	
All engines	+cruise control, -> 01/04/02, -> ch. 4B2129476, Conn. nr. 4, thread M12x1.5			7.1126 T20	
All engines	+cruise control, 01/05/02 ->, ch. 4B2129477 ->, Conn. nr. 4, thread M12x1.5			7.1229 T20	
All engines	01/06/02 ->, ch. 4B2150001 ->, COL:blue, Conn. nr. 4				7.1220 T22

ENGINE				
2.0 TDI	Diesel	100	07/04-08/11	BNA, BRF, CAGB

Engine	Information	S10	T10	T20 - T23	T22 - T25
All engines	COL:brown, Conn. nr. 1, spanner size 24, switch press. 0.55-0.85 bar, thread M10x1.0	7.0132			
All engines	thread M14x1.5		7.6256		
All engines	-> 01/05/07, Conn. nr. 4, thread M12x1.5			7.1229 T20	
All engines					7.1220 T22

ENGINE				
2.0 TDI	Diesel	103	07/04-10/08	BLB, BRE

Engine	Information	S10	T10	T20 - T23	T22 - T25
All engines	COL:brown, Conn. nr. 1, spanner size 24, switch press. 0.55-0.85 bar, thread M10x1.0	7.0132			
All engines	thread M14x1.5		7.6256		
All engines	-> 01/05/07, Conn. nr. 4, thread M12x1.5			7.1229 T20	
All engines					7.1220 T22

ENGINE				
2.0 TDI	Diesel	120	04/09-08/11	CAHB

Engine	Information	S10	T10	T20 - T23	T22 - T25
All engines	COL:brown, Conn. nr. 1, spanner size 24, switch press. 0.55-0.85 bar, thread M10x1.0	7.0132			
All engines	thread M14x1.5		7.6256		
All engines					7.1220 T22

ENGINE				
2.0 TDI	Diesel	125	10/08-08/11	CAHA

Engine	Information	S10	T10	T20 - T23	T22 - T25
All engines	COL:brown, Conn. nr. 1, spanner size 24, switch press. 0.55-0.85 bar, thread M10x1.0	7.0132			
All engines	thread M14x1.5		7.6256		
All engines					7.1220 T22

ENGINE				
2.0 TDI	Diesel	89	09/05-06/06	BVG

Engine	Information	S10	T10	T20 - T23	T22 - T25
All engines	COL:brown, Conn. nr. 1, spanner size 24, switch press. 0.55-0.85 bar, thread M10x1.0	7.0132			
All engines	thread M14x1.5		7.6256		
All engines	Conn. nr. 4, thread M12x1.5			7.1229 T20	
All engines					7.1220 T22

ENGINE				
2.0 TFSI	Petrol	125	06/05-08/11	BPJ, BYK

Engine	Information	S10	T10	T20 - T23	T22 - T25
All engines	COL:black, Conn. nr. 2, switch press. 1.2-1.6 bar, thread M10x1.0	7.0168			
All engines	-> ch. 4F8Y001200, bolted, ch. 4F9N000001 ->, Conn. nr. 2, spanner size 22, thread M14x1.5		7.6256		
All engines	-> 01/05/07, -> ch. 4F-7-200 000, -> ch. 4F7200000, Conn. nr. 4, thread M12x1.5			7.1229 T20	
Eng. BPJ	-> 01/10/08, -> ch. 4F8Y001200, COL:blue, Conn. nr. 4				7.1220 T25

ENGINE				
2.4	Petrol	130	05/04-10/08	BDW

Engine	Information	S10	T10	T20 - T23	T22 - T25
All engines	-> 01/05/05, COL:grey, Conn. nr. 1, switch press. 1.2/1.6 bar, thread M10x1.0	7.0167			
All engines	01/06/05 ->, COL:black, Conn. nr. 2, switch press. 1.2-1.6 bar, thread M10x1.0	7.0168			
All engines	thread M14x1.5		7.6256		
All engines	-> 01/05/07, Conn. nr. 4, thread M12x1.5			7.1229 T20	
All engines					7.1220 T22

S10	OIL PRESSURE WARNING LIGHT SWITCH	T10	REVERSING LIGHT SWITCH	T20	BRAKE LIGHT SWITCH
T22	SWITCH CLUTCH CONTROL (CRUISE CONTROL)	T23	SWITCH BRAKE ACTUATION (ENGINE TIMING)	T25	SWITCH CLUTCH CONTROL (ENGINE CONTROL)

FUNCTIONS ON THE VEHICLE

Vehicle	alim.	kW	Date	Engine	 S10	 T10	 T20 - T23	 T22 - T25
---------	-------	----	------	--------	---	---	--	---

				ENGINE
2.4 [CHN]	Petrol	130	04/05->	BDW

Engine	Information	S10	T10	T20 - T23	T22 - T25
All engines	-> eng. 082005, pole nr. 1	7.0167			
All engines	eng.type 082005 ->, pole nr. 2	7.0168			
All engines	without cable		7.6256		
All engines	-> 30/07/07			7.1229 T20	

				ENGINE
2.4 quattro	Petrol	130	01/05-10/08	BDW

Engine	Information	S10	T10	T20 - T23	T22 - T25
All engines	-> 01/05/05, COL:grey, Conn. nr. 1, switch press. 1.2/1.6 bar, thread M10x1.0	7.0167			
All engines	01/06/05 ->, COL:black, Conn. nr. 2, switch press. 1.2-1.6 bar, thread M10x1.0	7.0168			
All engines	thread M14x1.5		7.6256		
All engines	-> 01/05/07, Conn. nr. 4, thread M12x1.5			7.1229 T20	
All engines					7.1220 T22

				ENGINE
2.7 TDI	Diesel	120	11/04-08/11	BSG, CANB, CAND

Engine	Information	S10	T10	T20 - T23	T22 - T25
All engines	COL:grey, Conn. nr. 1, pole nr. 1, spanner size 24, switch press. 0.75-1.05 bar, thread M10x1.0	7.0134			
Eng. CANB, CAND	COL:green, Conn. nr. 2, pole nr. 2, switch press. 2.0/2.5 bar	7.0190			
Eng. BSG, CANB	thread M14x1.5		7.6256		
Eng. BSG, CANB	-> 01/05/07, Conn. nr. 4, thread M12x1.5			7.1229 T20	
Eng. BSG, CANB					7.1220 T22

				ENGINE
2.7 TDI	Diesel	132	11/04-10/08	BPP

Engine	Information	S10	T10	T20 - T23	T22 - T25
All engines	COL:grey, Conn. nr. 1, spanner size 24, switch press. 0.75-1.05 bar, thread M10x1.0	7.0134			
All engines	thread M14x1.5		7.6256		
All engines	-> 01/05/07, Conn. nr. 4, thread M12x1.5			7.1229 T20	
All engines					7.1220 T22

				ENGINE
2.7 TDI	Diesel	140	10/08-08/11	CANA

Engine	Information	S10	T10	T20 - T23	T22 - T25
All engines	COL:grey, Conn. nr. 1, spanner size 24, switch press. 0.75-1.05 bar, thread M10x1.0	7.0134			
All engines	COL:green, Conn. nr. 2, switch press. 2.0/2.5 bar	7.0190			
All engines	thread M14x1.5		7.6256		
All engines					7.1220 T22

				ENGINE
2.7 TDI quattro	Diesel	120	06/05-08/11	BSG, CAND

Engine	Information	S10	T10	T20 - T23	T22 - T25
All engines	COL:grey, Conn. nr. 1, spanner size 24, switch press. 0.75-1.05 bar, thread M10x1.0	7.0134			
All engines	COL:green, Conn. nr. 2, switch press. 2.0/2.5 bar	7.0190			
Eng. BSG			7.6256		7.1220 T22
All engines	-> 01/05/07, Conn. nr. 4, thread M12x1.5			7.1229 T20	

				ENGINE
2.7 TDI quattro	Diesel	132	11/04-10/08	BPP

Engine	Information	S10	T10	T20 - T23	T22 - T25
All engines	COL:grey, Conn. nr. 1, spanner size 24, switch press. 0.75-1.05 bar, thread M10x1.0	7.0134			
All engines	COL:green, Conn. nr. 2, switch press. 2.0/2.5 bar	7.0190			
All engines	-> 01/05/07, Conn. nr. 4, thread M12x1.5			7.1229 T20	
All engines					7.1220 T22

				ENGINE
2.7 TDI quattro	Diesel	140	10/08-08/11	CANC

Engine	Information	S10	T10	T20 - T23	T22 - T25
All engines	COL:grey, Conn. nr. 1, spanner size 24, switch press. 0.75-1.05 bar, thread M10x1.0	7.0134			
All engines	COL:green, Conn. nr. 2, switch press. 2.0/2.5 bar	7.0190			
All engines	-> ch. 4F7200000, Conn. nr. 4, thread M12x1.5			7.1229 T20	

S10 OIL PRESSURE WARNING LIGHT SWITCH	T10 REVERSING LIGHT SWITCH	T20 BRAKE LIGHT SWITCH
T22 SWITCH CLUTCH CONTROL (CRUISE CONTROL)	T23 SWITCH BRAKE ACTUATION (ENGINE TIMING)	T25 SWITCH CLUTCH CONTROL (ENGINE CONTROL)

FUNCTIONS ON THE VEHICLE

Vehicle	alim.	kW	Date	Engine	 S10	 T10	 T20 - T23	 T22 - T25
---------	-------	----	------	--------	---	---	--	---

ENGINE				
2.8 FSI	Petrol	140	10/08-08/11	CCDA

Engine	Information	S10	T10	T20 - T23	T22 - T25
All engines	COL:grey, Conn. nr. 1, switch press. 0.75-1.05 bar, thread M10x1.0	7.0134			
All engines	COL:grey, Conn. nr. 2, switch press. 2.5-3.2 bar, thread M10x1.0	7.0185			
All engines	thread M14x1.5		7.6256		
All engines					7.1220 T22

ENGINE				
2.8 FSI	Petrol	154	11/06-10/08	BDX

Engine	Information	S10	T10	T20 - T23	T22 - T25
All engines	COL:grey, Conn. nr. 1, spanner size 24, switch press. 0.75-1.05 bar, thread M10x1.0	7.0134			
All engines	COL:grey, Conn. nr. 2, switch press. 2.5-3.2 bar, thread M10x1.0	7.0185			
All engines	thread M14x1.5		7.6256		
All engines	-> 01/05/07, Conn. nr. 4, thread M12x1.5			7.1229 T20	
All engines					7.1220 T22

ENGINE				
2.8 FSI	Petrol	162	10/08-08/11	CCEA

Engine	Information	S10	T10	T20 - T23	T22 - T25
All engines	COL:grey, Conn. nr. 1, switch press. 0.75-1.05 bar, thread M10x1.0	7.0134			
All engines	COL:grey, Conn. nr. 2, switch press. 2.5-3.2 bar, thread M10x1.0	7.0185			

ENGINE				
2.8 FSI quattro	Petrol	140	10/08-08/11	CCDA

Engine	Information	S10	T10	T20 - T23	T22 - T25
All engines	COL:grey, Conn. nr. 1, switch press. 0.75-1.05 bar, thread M10x1.0	7.0134			
All engines	COL:grey, Conn. nr. 2, switch press. 2.5-3.2 bar, thread M10x1.0	7.0185			
All engines	thread M14x1.5		7.6256		
All engines					7.1220 T22

ENGINE				
2.8 FSI quattro	Petrol	154	06/07-10/08	BDX

Engine	Information	S10	T10	T20 - T23	T22 - T25
All engines	COL:grey, Conn. nr. 1, switch press. 0.75-1.05 bar, thread M10x1.0	7.0134			
All engines	COL:grey, Conn. nr. 2, switch press. 2.5-3.2 bar, thread M10x1.0	7.0185			
All engines					7.1220 T22

ENGINE				
2.8 FSI quattro	Petrol	162	10/08-08/11	CCEA

Engine	Information	S10	T10	T20 - T23	T22 - T25
All engines	COL:grey, Conn. nr. 1, switch press. 0.75-1.05 bar, thread M10x1.0	7.0134			
All engines	COL:grey, Conn. nr. 2, switch press. 2.5-3.2 bar, thread M10x1.0	7.0185			

ENGINE				
3.0	Petrol	160	08/04-05/06	BBJ

Engine	Information	S10	T10	T20 - T23	T22 - T25
All engines	COL:black, Conn. nr. 1, switch press. 1.2-1.6 bar, thread M10x1.0	7.0135			
All engines	Conn. nr. 4, thread M12x1.5			7.1229 T20	

ENGINE				
3.0 [CHN]	Petrol	160	04/05->	BBJ





Engine	Information	S10	T10	T20 - T23	T22 - T25
All engines		7.0135			7.1220 T22
All engines	without cable		7.6256		
All engines	->ch. 4F-7-200 000			7.1229 T20	

ENGINE				
3.0 quattro	Petrol	160	05/04-05/06	BBJ

Engine	Information	S10	T10	T20 - T23	T22 - T25
All engines	COL:black, Conn. nr. 1, switch press. 1.2-1.6 bar, thread M10x1.0	7.0135			
All engines	Conn. nr. 4, thread M12x1.5			7.1229 T20	

S10	OIL PRESSURE WARNING LIGHT SWITCH	T10	REVERSING LIGHT SWITCH	T20	BRAKE LIGHT SWITCH
T22	SWITCH CLUTCH CONTROL (CRUISE CONTROL)	T23	SWITCH BRAKE ACTUATION (ENGINE TIMING)	T25	SWITCH CLUTCH CONTROL (ENGINE CONTROL)

FUNCTIONS ON THE VEHICLE

Vehicle	alim.	kW	Date	Engine	 S10	 T10	 T20 - T23	 T22 - T25
ENGINE								
3.0 TDi	Diesel	171	06/06-08/11	ASB				
Engine	Information			S10	T10	T20 - T23	T22 - T25	
All engines	COL:grey, Conn. nr. 1, spanner size 24, switch press. 0.75-1.05 bar, thread M10x1.0			7.0134	7.6256		7.1220	T22
All engines	->ch. 4F-7-200 000					7.1229	T20	
ENGINE								
3.0 TDi quattro	Diesel	155	05/04-08/11	BNG, CDYB				
Engine	Information			S10	T10	T20 - T23	T22 - T25	
All engines	COL:grey, Conn. nr. 1, spanner size 24, switch press. 0.75-1.05 bar, thread M10x1.0			7.0134				
All engines	COL:green, Conn. nr. 2, switch press. 2.0/2.5 bar			7.0190				
All engines	thread M14x1.5				7.6256			
All engines	-> 01/05/07, Conn. nr. 4, thread M12x1.5					7.1229	T20	
Eng. BNG							7.1220	T22
ENGINE								
3.0 TDi quattro	Diesel	165	05/04-05/06	BMK				
Engine	Information			S10	T10	T20 - T23	T22 - T25	
All engines	COL:grey, Conn. nr. 1, spanner size 24, switch press. 0.75-1.05 bar, thread M10x1.0			7.0134				
All engines	thread M14x1.5				7.6256			
All engines	Conn. nr. 4, thread M12x1.5					7.1229	T20	
All engines							7.1220	T22
ENGINE								
3.0 TDi quattro	Diesel	171	05/06-10/08	ASB				
Engine	Information			S10	T10	T20 - T23	T22 - T25	
All engines	COL:grey, Conn. nr. 1, spanner size 24, switch press. 0.75-1.05 bar, thread M10x1.0			7.0134				
All engines	COL:green, Conn. nr. 2, switch press. 2.0/2.5 bar			7.0190				
All engines	thread M14x1.5				7.6256			
All engines	-> 01/05/07, Conn. nr. 4, thread M12x1.5					7.1229	T20	
All engines							7.1220	T22
ENGINE								
3.0 TDi quattro	Diesel	176	10/08-08/11	CDYA, CDYC				
Engine	Information			S10	T10	T20 - T23	T22 - T25	
All engines	COL:grey, Conn. nr. 1, spanner size 24, switch press. 0.75-1.05 bar, thread M10x1.0			7.0134				
All engines	COL:green, Conn. nr. 2, switch press. 2.0/2.5 bar			7.0190				
All engines	thread M14x1.5				7.6256			
All engines	->ch. 4F7200000, Conn. nr. 4, thread M12x1.5					7.1229	T20	
Eng. CDYC							7.1220	T22
ENGINE								
3.0 TFSI quattro	Petrol	213	10/08-08/11	CAJA				
Engine	Information			S10	T10	T20 - T23	T22 - T25	
All engines	COL:grey, Conn. nr. 1, switch press. 0.75-1.05 bar, thread M10x1.0			7.0134				
All engines	COL:grey, Conn. nr. 2, switch press. 2.5-3.2 bar, thread M10x1.0			7.0185				
All engines	->ch. 4F7200000, Conn. nr. 4, thread M12x1.5					7.1229	T20	
ENGINE								
3.0 TFSI quattro	Petrol	220	10/08-08/11	CCAA				
Engine	Information			S10	T10	T20 - T23	T22 - T25	
All engines	COL:grey, Conn. nr. 1, switch press. 0.75-1.05 bar, thread M10x1.0			7.0134				
All engines	COL:grey, Conn. nr. 2, switch press. 2.5-3.2 bar, thread M10x1.0			7.0185				
ENGINE								
3.2 FSI	Petrol	188	05/04-05/09	AUK, BKH				
Engine	Information			S10	T10	T20 - T23	T22 - T25	
All engines	-> 01/05/05, ->ch. 4F5168000, COL:grey, Conn. nr. 1, switch press. 1.2/1.6 bar, thread M10x1.0			7.0167				
All engines	01/06/05 ->, ch. 4F520000 ->, COL:black, Conn. nr. 2, switch press. 1.2-1.6 bar, thread M10x1.0			7.0168				
All engines	bolted, Conn. nr. 2, spanner size 22, thread M14x1.5				7.6256			
All engines	-> 01/05/07, ->ch. 4F7200000, Conn. nr. 4, thread M12x1.5					7.1229	T20	
Eng. AUK							7.1220	T22
All engines	COL:blue, Conn. nr. 4						7.1220	T25

S10	OIL PRESSURE WARNING LIGHT SWITCH	T10	REVERSING LIGHT SWITCH	T20	BRAKE LIGHT SWITCH
T22	SWITCH CLUTCH CONTROL (CRUISE CONTROL)	T23	SWITCH BRAKE ACTUATION (ENGINE TIMING)	T25	SWITCH CLUTCH CONTROL (ENGINE CONTROL)

FUNCTIONS ON THE VEHICLE

Vehicle	alim.	kW	Date	Engine	 S10	 T10	 T20 - T23	 T22 - T25
---------	-------	----	------	--------	---	---	--	---

				ENGINE
3.2 FSI	Petrol	195	05/09-03/11	CALA

Engine	Information	S10	T10	T20 - T23	T22 - T25
All engines	pole nr. 1	7.0134			
All engines	pole nr. 2	7.0185			

				ENGINE
3.2 FSI quattro	Petrol	183	09/06-10/08	BYU

Engine	Information	S10	T10	T20 - T23	T22 - T25
All engines	COL:black, Conn. nr. 2, switch press. 1.2-1.6 bar, thread M10x1.0	7.0168			
All engines	-> 01/05/07, Conn. nr. 4, thread M12x1.5			7.1229 T20	

				ENGINE
3.2 FSI quattro	Petrol	188	05/04-10/08	AUK, BKH

Engine	Information	S10	T10	T20 - T23	T22 - T25
All engines	-> 01/05/05, COL:grey, Conn. nr. 1, switch press. 1.2/1.6 bar, thread M10x1.0	7.0167			
All engines	01/06/05 ->, COL:black, Conn. nr. 2, switch press. 1.2-1.6 bar, thread M10x1.0	7.0168			
All engines	bolted, Conn. nr. 2, spanner size 22, thread M14x1.5		7.6256		
All engines	-> 01/05/07, ->ch. 4F7200000, Conn. nr. 4, thread M12x1.5			7.1229 T20	
All engines	COL:blue, Conn. nr. 4				7.1220 T22

				ENGINE
4.2 FSI quattro	Petrol	257	05/06-08/11	BVJ

Engine	Information	S10	T10	T20 - T23	T22 - T25
All engines	-> 01/10/06, COL:black, Conn. nr. 1, switch press. 1.2-1.6 bar, thread M10x1.0	7.0135			
All engines	01/11/06 ->, COL:black, switch press. 1.2/1.6 bar	7.0171			
All engines	-> 01/05/07, -> 01/10/06, Conn. nr. 4, thread M12x1.5			7.1229 T20	

				ENGINE
4.2 quattro	Petrol	246	05/04-05/06	BAT

Engine	Information	S10	T10	T20 - T23	T22 - T25
All engines	COL:black, Conn. nr. 1, switch press. 1.2-1.6 bar, thread M10x1.0	7.0135			
All engines	Conn. nr. 4, thread M12x1.5			7.1229 T20	

				ENGINE
RS6 quattro	Petrol	426	04/08-08/10	BUH

Engine	Information	S10	T10	T20 - T23	T22 - T25
All engines	COL:black, switch press. 1.2/1.6 bar	7.0171			

				ENGINE
S6 quattro	Petrol	320	03/06-08/11	BXA

Engine	Information	S10	T10	T20 - T23	T22 - T25
All engines	-> 01/10/06, COL:black, Conn. nr. 1, switch press. 1.2-1.6 bar, thread M10x1.0	7.0135			
All engines	01/11/06 ->, COL:black, switch press. 1.2/1.6 bar	7.0171			
All engines	-> 01/05/07, Conn. nr. 4, thread M12x1.5			7.1229 T20	

				ENGINE
1.8 TFSI	Petrol	140	09/14->	CYGA

Engine	Information	S10	T10	T20 - T23	T22 - T25
All engines	COL:brown, Conn. nr. 1, spanner size 24, switch press. 0.55-0.85 bar, thread M10x1.0	7.0132			
All engines	COL:blue, Conn. nr. 1, switch press. 2.15-2.95 bar, thread M10x1	7.0192			

				ENGINE
2.0 TDI	Diesel	100	01/12->	CGLE, CSUE

Engine	Information	S10	T10	T20 - T23	T22 - T25
All engines	COL:green, Conn. nr. 1, switch press. 0.3-0.6 bar, thread M10x1	7.0196			





				ENGINE
2.0 Tdi	Diesel	120	02/11->	CGLD

Engine	Information	S10	T10	T20 - T23	T22 - T25
All engines	COL:green, Conn. nr. 1, switch press. 0.3-0.6 bar, thread M10x1	7.0196			

				ENGINE
2.0 TDI	Diesel	130	03/11->	CGLC, CMGB





Engine	Information	S10	T10	T20 - T23	T22 - T25
All engines	COL:green, Conn. nr. 1, switch press. 0.3-0.6 bar, thread M10x1	7.0196			

S10	OIL PRESSURE WARNING LIGHT SWITCH	T10	REVERSING LIGHT SWITCH	T20	BRAKE LIGHT SWITCH
T22	SWITCH CLUTCH CONTROL (CRUISE CONTROL)	T23	SWITCH BRAKE ACTUATION (ENGINE TIMING)	T25	SWITCH CLUTCH CONTROL (ENGINE CONTROL)

				FUNCTIONS ON THE VEHICLE				
Vehicle	alim.	kW	Date	Engine	 S10	 T10	 T20 - T23	 T22 - T25
ENGINE								
2.0 TDI	Diesel	140	11/13->	CNHA, CZJA, DDDA				
Engine	Information			S10	T10	T20 - T23	T22 - T25	
All engines	COL:grey, Conn. nr. 2, switch press. 0.75-1.05 bar, thread M10x1.0			7.0197				
ENGINE								
2.0 TFSi	Petrol	132	05/11->	CDNB				
Engine	Information			S10	T10	T20 - T23	T22 - T25	
All engines	COL:brown, Conn. nr. 1, spanner size 24, switch press. 0.55-0.85 bar, thread M10x1.0			7.0132				
All engines	COL:blue, Conn. nr. 1, switch press. 2.15-2.95 bar, thread M10x1			7.0192				
ENGINE								
2.0 TFSi	Petrol	155	03/11-05/13	CAEB				
Engine	Information			S10	T10	T20 - T23	T22 - T25	
All engines	COL:brown, Conn. nr. 1, spanner size 24, switch press. 0.55-0.85 bar, thread M10x1.0			7.0132				
All engines	COL:blue, Conn. nr. 1, switch press. 2.15-2.95 bar, thread M10x1			7.0192				
ENGINE								
2.0 TFSi	Petrol	162	05/13->	CAED				
Engine	Information			S10	T10	T20 - T23	T22 - T25	
All engines	COL:brown			7.0132				
All engines	COL:blue			7.0192				
ENGINE								
2.0 TFSi	Petrol	185	09/14->	CYNB, CYPA				
Engine	Information			S10	T10	T20 - T23	T22 - T25	
All engines	COL:brown, Conn. nr. 1, spanner size 24, switch press. 0.55-0.85 bar, thread M10x1.0			7.0132				
All engines	COL:blue, Conn. nr. 1, switch press. 2.15-2.95 bar, thread M10x1			7.0192				
ENGINE								
2.0 TFSi hybrid	Petrol/ Electro	155	11/11->	CHJA				
Engine	Information			S10	T10	T20 - T23	T22 - T25	
All engines	COL:brown, Conn. nr. 1, spanner size 24, switch press. 0.55-0.85 bar, thread M10x1.0			7.0132				
All engines	COL:blue, Conn. nr. 1, switch press. 2.15-2.95 bar, thread M10x1			7.0192				
ENGINE								
2.0 TFSi quattro	Petrol	155	05/12-05/13	CAEB				
Engine	Information			S10	T10	T20 - T23	T22 - T25	
All engines	COL:brown			7.0132				
All engines	COL:blue			7.0192				
ENGINE								
2.0 TFSi quattro	Petrol	183	05/15->	CYPB				
Engine	Information			S10	T10	T20 - T23	T22 - T25	
All engines	COL:brown, Conn. nr. 1, spanner size 24, switch press. 0.55-0.85 bar, thread M10x1.0			7.0132				
All engines	COL:blue, Conn. nr. 1, switch press. 2.15-2.95 bar, thread M10x1			7.0192				
ENGINE								
2.0 TFSi quattro	Petrol	185	05/14->	CYNB, CYPA				
Engine	Information			S10	T10	T20 - T23	T22 - T25	
All engines	COL:brown, Conn. nr. 1, spanner size 24, switch press. 0.55-0.85 bar, thread M10x1.0			7.0132				
All engines	COL:blue, Conn. nr. 1, switch press. 2.15-2.95 bar, thread M10x1			7.0192				
ENGINE								
2.8 FSI	Petrol	150	11/10-04/15	CHVA				
Engine	Information			S10	T10	T20 - T23	T22 - T25	
All engines	COL:grey, Conn. nr. 1, switch press. 0.75-1.05 bar, thread M10x1.0			7.0134				
All engines	COL:grey, Conn. nr. 2, switch press. 2.5-3.2 bar, thread M10x1.0			7.0185				
All engines	COL:purple, Conn. nr. 2, switch press. 2.3-2.8 bar			7.0190				
ENGINE								
2.8 FSI quattro	Petrol	150	11/10-04/15	CHVA				
Engine	Information			S10	T10	T20 - T23	T22 - T25	
All engines	COL:grey, Conn. nr. 1, switch press. 0.75-1.05 bar, thread M10x1.0			7.0134				





S10	OIL PRESSURE WARNING LIGHT SWITCH	T10	REVERSING LIGHT SWITCH	T20	BRAKE LIGHT SWITCH
T22	SWITCH CLUTCH CONTROL (CRUISE CONTROL)	T23	SWITCH BRAKE ACTUATION (ENGINE TIMING)	T25	SWITCH CLUTCH CONTROL (ENGINE CONTROL)

FUNCTIONS ON THE VEHICLE

Vehicle	alim.	kW	Date	Engine	 S10	 T10	 T20 - T23	 T22 - T25
ENGINE								
2.8 FSI quattro	Petrol	150	11/10-04/15	CHVA				
Engine	Information				S10	T10	T20 - T23	T22 - T25
All engines	COL:grey, Conn. nr. 2, switch press. 2.5-3.2 bar, thread M10x1.0				7.0185			
ENGINE								
2.8 FSI quattro	Petrol	162	09/14->	CVPA				
Engine	Information				S10	T10	T20 - T23	T22 - T25
All engines	COL:grey, Conn. nr. 1, switch press. 0.75-1.05 bar, thread M10x1.0				7.0134			
All engines	COL:purple, Conn. nr. 2, switch press. 2.3-2.8 bar				7.0190			
ENGINE								
3.0 TDI	Diesel	150	11/10->	CLAB				
Engine	Information				S10	T10	T20 - T23	T22 - T25
All engines	COL:green, Conn. nr. 2, switch press. 2.0/2.5 bar				7.0190			
All engines	COL:grey, Conn. nr. 2, switch press. 0.75-1.05 bar, thread M10x1.0				7.0197			
ENGINE								
3.0 TDI	Diesel	155	09/14->	CTCB				
Engine	Information				S10	T10	T20 - T23	T22 - T25
All engines	COL:green, Conn. nr. 2, switch press. 2.0/2.5 bar				7.0190			
All engines	COL:grey, Conn. nr. 2, switch press. 0.75-1.05 bar, thread M10x1.0				7.0197			
ENGINE								
3.0 TDI	Diesel	160	09/14->	CTCC				
Engine	Information				S10	T10	T20 - T23	T22 - T25
All engines	COL:green, Conn. nr. 2, switch press. 2.0/2.5 bar				7.0190			
All engines	COL:grey, Conn. nr. 2, switch press. 0.75-1.05 bar, thread M10x1.0				7.0197			
ENGINE								
3.0 TDI quattro	Diesel	150	03/11->	CLAA				
Engine	Information				S10	T10	T20 - T23	T22 - T25
All engines	COL:green, Conn. nr. 2, switch press. 2.0/2.5 bar				7.0190			
All engines	COL:grey, Conn. nr. 2, switch press. 0.75-1.05 bar, thread M10x1.0				7.0197			
ENGINE								
3.0 TDI quattro	Diesel	176	05/13->	CPNB				
Engine	Information				S10	T10	T20 - T23	T22 - T25
All engines	COL:green				7.0190			
All engines	COL:grey				7.0197			
ENGINE								
3.0 TDI quattro	Diesel	180	03/11->	CDUC, CDUD, CKVB, CKVC				
Engine	Information				S10	T10	T20 - T23	T22 - T25
All engines	COL:green, Conn. nr. 2, switch press. 2.0/2.5 bar				7.0190			
All engines	COL:grey, Conn. nr. 2, switch press. 0.75-1.05 bar, thread M10x1.0				7.0197			
ENGINE								
3.0 TDI quattro	Diesel	230	11/11->	CGQB				
Engine	Information				S10	T10	T20 - T23	T22 - T25
All engines	COL:green, Conn. nr. 2, switch press. 2.0/2.5 bar				7.0190			
All engines	COL:grey, Conn. nr. 2, switch press. 0.75-1.05 bar, thread M10x1.0				7.0197			
ENGINE								
3.0 TDI quattro	Diesel	235	01/12->	CVUA				
Engine	Information				S10	T10	T20 - T23	T22 - T25
All engines	COL:green, Conn. nr. 2, switch press. 2.0/2.5 bar				7.0190			
All engines	COL:grey, Conn. nr. 2, switch press. 0.75-1.05 bar, thread M10x1.0				7.0197			
ENGINE								
3.0 TDI quattro	Diesel	240	09/14->	CVUB				
Engine	Information				S10	T10	T20 - T23	T22 - T25
All engines	COL:green, Conn. nr. 2, switch press. 2.0/2.5 bar				7.0190			
All engines	COL:grey, Conn. nr. 2, switch press. 0.75-1.05 bar, thread M10x1.0				7.0197			
ENGINE								
3.0 TFSI	Petrol	250	09/14->	CREH				
Engine	Information				S10	T10	T20 - T23	T22 - T25
All engines	25/02/16 ->, COL:grey				7.0134			

S10	OIL PRESSURE WARNING LIGHT SWITCH	T10	REVERSING LIGHT SWITCH	T20	BRAKE LIGHT SWITCH
T22	SWITCH CLUTCH CONTROL (CRUISE CONTROL)	T23	SWITCH BRAKE ACTUATION (ENGINE TIMING)	T25	SWITCH CLUTCH CONTROL (ENGINE CONTROL)

FUNCTIONS ON THE VEHICLE

Vehicle	alim.	kW	Date	Engine	 S10	 T10	 T20 - T23	 T22 - T25
ENGINE								
3.0 TFSI	Petrol	250	09/14->	CREH				
Engine	Information			S10	T10	T20 - T23	T22 - T25	
All engines	COL:violet			7.0192				
ENGINE								
3.0 TFSI quattro	Petrol	220	11/10-05/12	CGWB				
Engine	Information			S10	T10	T20 - T23	T22 - T25	
All engines	COL:grey, Conn. nr. 1, switch press. 0.75-1.05 bar, thread M10x1.0			7.0134				
All engines	COL:grey, Conn. nr. 2, switch press. 2.5-3.2 bar, thread M10x1.0			7.0185				
All engines	COL:purple, Conn. nr. 2, switch press. 2.3-2.8 bar			7.0190				
ENGINE								
3.0 TFSI quattro	Petrol	228	03/11->	CGWD, CGXB, CTUA				
Engine	Information			S10	T10	T20 - T23	T22 - T25	
All engines	COL:grey, Conn. nr. 1, switch press. 0.75-1.05 bar, thread M10x1.0			7.0134				
All engines	COL:grey, Conn. nr. 2, switch press. 2.5-3.2 bar, thread M10x1.0			7.0185				
All engines	COL:purple, Conn. nr. 2, switch press. 2.3-2.8 bar			7.0190				
ENGINE								
3.0 TFSI quattro	Petrol	245	09/14->	CREC				
Engine	Information			S10	T10	T20 - T23	T22 - T25	
All engines	01/03/16 ->, COL:grey, Conn. nr. 1, switch press. 0.75-1.05 bar, thread M10x1.0			7.0134				
ENGINE								
RS6 performance quattro	Petrol	445	11/15->	CWUC				
Engine	Information			S10	T10	T20 - T23	T22 - T25	
All engines	01/09/13 ->, COL:blue, Conn. nr. 1, switch press. 0.3-0.6 bar			7.0174				
All engines	-> 01/08/13, COL:green, Conn. nr. 1, switch press. 0.3-0.6 bar, thread M10x1			7.0196				
All engines	01/09/13 ->, COL:blue, Conn. nr. 1, switch press. 2.7-3.4 bar			7.0212				
ENGINE								
RS6 quattro	Petrol	412	01/13->	CRDB, CWUB				
Engine	Information			S10	T10	T20 - T23	T22 - T25	
All engines	01/09/13 ->, COL:blue, Conn. nr. 1, switch press. 0.3-0.6 bar			7.0174				
All engines	-> 01/08/13, COL:green, Conn. nr. 1, switch press. 0.3-0.6 bar, thread M10x1			7.0196				
All engines	01/09/13 ->, COL:blue, Conn. nr. 1, switch press. 2.7-3.4 bar			7.0212				
ENGINE								
S6 quattro	Petrol	309	02/12->	CEUC				
Engine	Information			S10	T10	T20 - T23	T22 - T25	
All engines	01/09/13 ->, COL:blue, Conn. nr. 1, switch press. 0.3-0.6 bar			7.0174				
All engines	-> 01/08/13, COL:green, Conn. nr. 1, switch press. 0.3-0.6 bar, thread M10x1			7.0196				
All engines	01/09/13 ->, COL:blue, Conn. nr. 1, switch press. 2.7-3.4 bar			7.0212				
ENGINE								
S6 quattro	Petrol	331	10/14->	CTGE				
Engine	Information			S10	T10	T20 - T23	T22 - T25	
All engines	COL:blue, Conn. nr. 1, switch press. 0.3-0.6 bar			7.0174				
All engines	COL:blue, Conn. nr. 1, switch press. 2.7-3.4 bar			7.0212				
A7								
ENGINE								
2.8 FSi	Petrol	150	02/11-03/15	CHVA				
Engine	Information			S10	T10	T20 - T23	T22 - T25	
All engines	COL:grey, Conn. nr. 1, switch press. 0.75-1.05 bar, thread M10x1.0			7.0134				
All engines	COL:grey, Conn. nr. 2, switch press. 2.5-3.2 bar, thread M10x1.0			7.0185				
ENGINE								
3.0 TDi	Diesel	150	12/10-03/15	CLAA				
Engine	Information			S10	T10	T20 - T23	T22 - T25	
All engines	COL:green, Conn. nr. 2, switch press. 2.0/2.5 bar			7.0190				
All engines	COL:grey, Conn. nr. 2, switch press. 0.75-1.05 bar, thread M10x1.0			7.0197				

S10	OIL PRESSURE WARNING LIGHT SWITCH	T10	REVERSING LIGHT SWITCH	T20	BRAKE LIGHT SWITCH
T22	SWITCH CLUTCH CONTROL (CRUISE CONTROL)	T23	SWITCH BRAKE ACTUATION (ENGINE TIMING)	T25	SWITCH CLUTCH CONTROL (ENGINE CONTROL)

FUNCTIONS ON THE VEHICLE

Vehicle	alim.	kW	Date	Engine	 S10	 T10	 T20 - T23	 T22 - T25
---------	-------	----	------	--------	---	---	--	---

				ENGINE
3.0 TFSi	Petrol	228	11/11-03/15	CGWD, CGXB, CTTA

Engine	Information	S10	T10	T20 - T23	T22 - T25
All engines	COL:grey, Conn. nr. 1, switch press. 0.75-1.05 bar, thread M10x1.0	7.0134			
All engines	COL:purple, Conn. nr. 2, switch press. 2.3-2.8 bar	7.0190			

				ENGINE
55 TFSi Mild Hybrid quattro	Petrol/ Electro	250	10/17->	DLZA

Engine	Information	S10	T10	T20 - T23	T22 - T25
All engines	COL:blue, Conn. nr. 1, FP Upper, switch press. 0.3-0.6 bar	7.0174			

				ENGINE
2.0 TFSi	Petrol	185	09/14-05/18	CYPA

Engine	Information	S10	T10	T20 - T23	T22 - T25
All engines	COL:brown, Conn. nr. 1, spanner size 24, switch press. 0.55-0.85 bar, thread M10x1.0	7.0132			
All engines	COL:blue, Conn. nr. 1, switch press. 2.15-2.95 bar, thread M10x1	7.0192			

				ENGINE
2.0 TFSi quattro	Petrol	183	05/15-05/18	CYPB

Engine	Information	S10	T10	T20 - T23	T22 - T25
All engines	COL:brown, Conn. nr. 1, spanner size 24, switch press. 0.55-0.85 bar, thread M10x1.0	7.0132			
All engines	COL:blue, Conn. nr. 1, switch press. 2.15-2.95 bar, thread M10x1	7.0192			

				ENGINE
2.0 TFSi quattro	Petrol	185	05/15-05/18	CYNB, CYPA

Engine	Information	S10	T10	T20 - T23	T22 - T25
All engines	COL:brown, Conn. nr. 1, spanner size 24, switch press. 0.55-0.85 bar, thread M10x1.0	7.0132			
All engines	COL:blue, Conn. nr. 1, switch press. 2.15-2.95 bar, thread M10x1	7.0192			

				ENGINE
2.5 FSI	Petrol	150	05/12->	CLXB

Engine	Information	S10	T10	T20 - T23	T22 - T25
All engines	COL:grey	7.0134			
All engines	COL:violet	7.0190			

				ENGINE
2.8 FSI quattro	Petrol	150	10/10-03/15	CHVA, CNYA

Engine	Information	S10	T10	T20 - T23	T22 - T25
All engines	COL:grey, Conn. nr. 1, switch press. 0.75-1.05 bar, thread M10x1.0	7.0134			
Eng. CHVA	COL:grey, Conn. nr. 2, switch press. 2.5-3.2 bar, thread M10x1.0	7.0185			
Eng. CNYA	COL:violet	7.0190			

				ENGINE
2.8 FSI quattro	Petrol	162	09/14-05/18	CVPA

Engine	Information	S10	T10	T20 - T23	T22 - T25
All engines	COL:grey, Conn. nr. 1, switch press. 0.75-1.05 bar, thread M10x1.0	7.0134			
All engines	COL:purple, Conn. nr. 2, switch press. 2.3-2.8 bar	7.0190			

				ENGINE
2.8 TFSi	Petrol	162	09/14->	CVPA

Engine	Information	S10	T10	T20 - T23	T22 - T25
All engines	COL:grey	7.0134			
All engines	COL:violet	7.0190			





				ENGINE
3.0 TDI	Diesel	150	11/10-03/15	CLAB

Engine	Information	S10	T10	T20 - T23	T22 - T25
All engines	COL:green, Conn. nr. 2, switch press. 2.0/2.5 bar	7.0190			
All engines	COL:grey, Conn. nr. 2, switch press. 0.75-1.05 bar, thread M10x1.0	7.0197			

				ENGINE
3.0 TDI	Diesel	160	07/14-05/18	CTCC

Engine	Information	S10	T10	T20 - T23	T22 - T25
All engines	COL:green, Conn. nr. 2, switch press. 2.0/2.5 bar	7.0190			
All engines	COL:grey, Conn. nr. 2, switch press. 0.75-1.05 bar, thread M10x1.0	7.0197			

S10 OIL PRESSURE WARNING LIGHT SWITCH	T10 REVERSING LIGHT SWITCH	T20 BRAKE LIGHT SWITCH
T22 SWITCH CLUTCH CONTROL (CRUISE CONTROL)	T23 SWITCH BRAKE ACTUATION (ENGINE TIMING)	T25 SWITCH CLUTCH CONTROL (ENGINE CONTROL)

				FUNCTIONS ON THE VEHICLE				
Vehicle	alim.	kW	Date	Engine	 S10	 T10	 T20 - T23	 T22 - T25
ENGINE								
3.0 TDI quattro	Diesel	155	07/14-05/18	CTCB				
Engine	Information			S10	T10	T20 - T23	T22 - T25	
All engines	COL:green, Conn. nr. 2, switch press. 2.0/2.5 bar			7.0190				
All engines	COL:grey, Conn. nr. 2, switch press. 0.75-1.05 bar, thread M10x1.0			7.0197				
ENGINE								
3.0 TDI quattro	Diesel	176	05/13-06/17	CPNB				
Engine	Information			S10	T10	T20 - T23	T22 - T25	
All engines	COL:green, Conn. nr. 2, switch press. 2.0/2.5 bar			7.0190				
All engines	COL:grey, Conn. nr. 2, switch press. 0.75-1.05 bar, thread M10x1.0			7.0197				
ENGINE								
3.0 TDI quattro	Diesel	180	10/10-06/16	CDUC, CDUD, CKVB, CKVC				
Engine	Information			S10	T10	T20 - T23	T22 - T25	
All engines	COL:green, Conn. nr. 2, switch press. 2.0/2.5 bar			7.0190				
All engines	COL:grey, Conn. nr. 2, switch press. 0.75-1.05 bar, thread M10x1.0			7.0197				
ENGINE								
3.0 TDI quattro	Diesel	230	11/11-03/15	CGQB				
Engine	Information			S10	T10	T20 - T23	T22 - T25	
All engines	COL:green, Conn. nr. 2, switch press. 2.0/2.5 bar			7.0190				
All engines	COL:grey, Conn. nr. 2, switch press. 0.75-1.05 bar, thread M10x1.0			7.0197				
ENGINE								
3.0 TDI quattro	Diesel	235	05/14-05/18	CVUA				
Engine	Information			S10	T10	T20 - T23	T22 - T25	
All engines	COL:green, Conn. nr. 2, switch press. 2.0/2.5 bar			7.0190				
All engines	COL:grey, Conn. nr. 2, switch press. 0.75-1.05 bar, thread M10x1.0			7.0197				
ENGINE								
3.0 TDI quattro	Diesel	240	09/14-05/18	CVUB				
Engine	Information			S10	T10	T20 - T23	T22 - T25	
All engines	COL:green, Conn. nr. 2, switch press. 2.0/2.5 bar			7.0190				
All engines	COL:grey, Conn. nr. 2, switch press. 0.75-1.05 bar, thread M10x1.0			7.0197				
ENGINE								
3.0 TFSI	Petrol	250	05/14->	CREH				
Engine	Information			S10	T10	T20 - T23	T22 - T25	
All engines	25/02/16 ->, COL:grey			7.0134				
All engines	COL:violet			7.0192				
ENGINE								
3.0 TFSI quattro	Petrol	220	10/10-05/12	CGWB, CHMA				
Engine	Information			S10	T10	T20 - T23	T22 - T25	
All engines	COL:grey, Conn. nr. 1, switch press. 0.75-1.05 bar, thread M10x1.0			7.0134				
Eng. CGWB	COL:grey, Conn. nr. 2, switch press. 2.5-3.2 bar, thread M10x1.0			7.0185				
Eng. CHMA	COL:violet			7.0190				
ENGINE								
3.0 TFSI quattro	Petrol	228	01/11-03/15	CTUA				
Engine	Information			S10	T10	T20 - T23	T22 - T25	
All engines	COL:grey			7.0134				
All engines	COL:violet			7.0190				
ENGINE								
3.0 TFSI quattro	Petrol	245	05/14-05/18	CREC				
Engine	Information			S10	T10	T20 - T23	T22 - T25	
All engines	COL:grey, Conn. nr. 1, switch press. 0.75-1.05 bar, thread M10x1.0			7.0134				
All engines	COL:purple, Conn. nr. 2, switch press. 2.3-2.8 bar			7.0190				
ENGINE								
RS7 performance quattro	Petrol	445	11/15-04/18	CWUC				
Engine	Information			S10	T10	T20 - T23	T22 - T25	
All engines	01/09/13 ->, COL:blue, Conn. nr. 1, switch press. 0.3-0.6 bar			7.0174				
All engines	-> 01/08/13, COL:green, Conn. nr. 1, switch press. 0.3-0.6 bar, thread M10x1			7.0196				

S10 OIL PRESSURE WARNING LIGHT SWITCH	T10 REVERSING LIGHT SWITCH	T20 BRAKE LIGHT SWITCH
T22 SWITCH CLUTCH CONTROL (CRUISE CONTROL)	T23 SWITCH BRAKE ACTUATION (ENGINE TIMING)	T25 SWITCH CLUTCH CONTROL (ENGINE CONTROL)

FUNCTIONS ON THE VEHICLE

Vehicle	alim.	kW	Date	Engine	 S10	 T10	 T20 - T23	 T22 - T25
---------	-------	----	------	--------	---	---	--	---

				ENGINE
RS7 performance quattro	Petrol	445	11/15-04/18	CWUC

Engine	Information	S10	T10	T20 - T23	T22 - T25
All engines	01/09/13 ->, COL:blue, Conn. nr. 1, switch press. 2.7-3.4 bar	7.0212			

				ENGINE
RS7 quattro	Petrol	412	10/13-04/18	CRDB, CWUB

Engine	Information	S10	T10	T20 - T23	T22 - T25
All engines	01/10/13 ->, COL:blue, Conn. nr. 1, switch press. 0.3-0.6 bar	7.0174			
All engines	-> 01/09/13, COL:green, Conn. nr. 1, switch press. 0.3-0.6 bar, thread M10x1	7.0196			
All engines	01/10/13 ->, COL:blue, Conn. nr. 1, switch press. 2.7-3.4 bar	7.0212			

				ENGINE
S7 quattro	Petrol	309	02/12-03/15	CEUC

Engine	Information	S10	T10	T20 - T23	T22 - T25
All engines	COL:green, Conn. nr. 1, switch press. 0.3-0.6 bar, thread M10x1	7.0196			

				ENGINE
S7 quattro	Petrol	331	07/14-05/18	CTGE

Engine	Information	S10	T10	T20 - T23	T22 - T25
All engines	COL:grey, Conn. nr. 1, switch press. 0.75-1.05 bar, thread M10x1.0	7.0134			
All engines	COL:purple, Conn. nr. 2, switch press. 2.3-2.8 bar	7.0190			

				ENGINE
2.5 TDI	Diesel	110	01/97-04/00	AFB, AKN

Engine	Information	S10	T10	T20 - T23	T22 - T25
All engines	COL:grey, Conn. nr. 1, spanner size 24, switch press. 0.75-1.05 bar, thread M10x1.0	7.0134			
All engines	bolted, Conn. nr. 2, spanner size 22, thread M14x1.5		7.6256		
All engines	Conn. nr. 2, thread M12x1.5			7.1087	T20
All engines	Conn. nr. 4, thread M12x1.5			7.1126	T20

				ENGINE
2.5 TDI	Diesel	132	09/00-09/02	AKE

Engine	Information	S10	T10	T20 - T23	T22 - T25
All engines	COL:grey, Conn. nr. 1, spanner size 24, switch press. 0.75-1.05 bar, thread M10x1.0	7.0134			
All engines	bolted, Conn. nr. 2, spanner size 22, thread M14x1.5		7.6256		
All engines	Conn. nr. 2, thread M12x1.5			7.1087	T20
All engines	Conn. nr. 4, thread M12x1.5			7.1126	T20

				ENGINE
2.5 TDI quattro	Diesel	110	07/97-04/00	AFB, AKN

Engine	Information	S10	T10	T20 - T23	T22 - T25
All engines	COL:grey, Conn. nr. 1, spanner size 24, switch press. 0.75-1.05 bar, thread M10x1.0	7.0134			
All engines	Conn. nr. 2, thread M12x1.5			7.1087	T20
All engines	Conn. nr. 4, thread M12x1.5			7.1126	T20

				ENGINE
2.5 TDI quattro	Diesel	132	09/00-09/02	AKE

Engine	Information	S10	T10	T20 - T23	T22 - T25
All engines	COL:grey, Conn. nr. 1, spanner size 24, switch press. 0.75-1.05 bar, thread M10x1.0	7.0134			
All engines	Conn. nr. 2, thread M12x1.5			7.1087	T20
All engines	Conn. nr. 4, thread M12x1.5			7.1126	T20

				ENGINE
2.8	Petrol	120	07/95-03/96	AEJ





Engine	Information	S10	T10	T20 - T23	T22 - T25
All engines	COL:blue, Conn. nr. 1, switch press. 0.15/0.35 bar, thread M10x1.0	7.0133			
All engines	bolted, Conn. nr. 2, spanner size 22, thread M14x1.5		7.6256		
All engines	Conn. nr. 2, thread M12x1.5			7.1087	T20
All engines	Conn. nr. 4, thread M12x1.5			7.1126	T20

				ENGINE
2.8	Petrol	128	03/94-03/96	AAH

Engine	Information	S10	T10	T20 - T23	T22 - T25
All engines	COL:blue, Conn. nr. 1, switch press. 0.15/0.35 bar, thread M10x1.0	7.0133			

S10	OIL PRESSURE WARNING LIGHT SWITCH	T10	REVERSING LIGHT SWITCH	T20	BRAKE LIGHT SWITCH
T22	SWITCH CLUTCH CONTROL (CRUISE CONTROL)	T23	SWITCH BRAKE ACTUATION (ENGINE TIMING)	T25	SWITCH CLUTCH CONTROL (ENGINE CONTROL)

FUNCTIONS ON THE VEHICLE

Vehicle	alim.	kW	Date	Engine	 S10	 T10	 T20 - T23	 T22 - T25
ENGINE								
2.8	Petrol	128	03/94-03/96	AAH				
Engine	Information			S10	T10	T20 - T23	T22 - T25	
All engines	COL:black, Conn. nr. 2, spanner size 22, thread M14x1.5				7.6256			
All engines	Conn. nr. 2, thread M12x1.5					7.1087	T20	
All engines	Conn. nr. 4, thread M12x1.5					7.1126	T20	
ENGINE								
2.8	Petrol	142	04/96-09/02	ACK, ALG, AMX, APR, AQD				
Engine	Information			S10	T10	T20 - T23	T22 - T25	
All engines	COL:black, Conn. nr. 1, spanner size 24, switch press. 1.2-1.6 bar, thread M10x1.0			7.0046				
All engines	bolted, Conn. nr. 2, spanner size 22, thread M14x1.5				7.6256			
All engines	Conn. nr. 2, thread M12x1.5					7.1087	T20	
All engines	Conn. nr. 4, thread M12x1.5					7.1126	T20	
ENGINE								
2.8 quattro	Petrol	128	03/94-03/96	AAH				
Engine	Information			S10	T10	T20 - T23	T22 - T25	
All engines	COL:blue, Conn. nr. 1, switch press. 0.15/0.35 bar, thread M10x1.0			7.0133				
All engines	bolted, Conn. nr. 2, spanner size 22, thread M14x1.5				7.6256			
All engines	Conn. nr. 2, thread M12x1.5					7.1087	T20	
All engines	Conn. nr. 4, thread M12x1.5					7.1126	T20	
ENGINE								
2.8 quattro	Petrol	142	04/96-09/02	ACK, ALG, AMX, APR, AQD				
Engine	Information			S10	T10	T20 - T23	T22 - T25	
All engines	COL:black, Conn. nr. 1, spanner size 24, switch press. 1.2-1.6 bar, thread M10x1.0			7.0046				
All engines	bolted, Conn. nr. 2, spanner size 22, thread M14x1.5				7.6256			
All engines	Conn. nr. 2, thread M12x1.5					7.1087	T20	
All engines	Conn. nr. 4, thread M12x1.5					7.1126	T20	
ENGINE								
3.0 TFSi	Petrol	245	06/10-04/14	CGXC, CMDA				
Engine	Information			S10	T10	T20 - T23	T22 - T25	
All engines	COL:grey, Conn. nr. 1, switch press. 0.75-1.05 bar, thread M10x1.0			7.0134				
All engines	COL:grey, Conn. nr. 2, switch press. 2.5-3.2 bar, thread M10x1.0			7.0185				
ENGINE								
3.3 TDI quattro	Diesel	165	06/00-09/02	AKF				
Engine	Information			S10	T10	T20 - T23	T22 - T25	
All engines	COL:grey, Conn. nr. 1, spanner size 24, switch press. 0.75-1.05 bar, thread M10x1.0			7.0134				
All engines	Conn. nr. 2, thread M12x1.5					7.1087	T20	
All engines	Conn. nr. 4, thread M12x1.5					7.1126	T20	
ENGINE								
3.7	Petrol	169	07/95-12/98	AEW, AKJ				
Engine	Information			S10	T10	T20 - T23	T22 - T25	
All engines	COL:white, Conn. nr. 1, spanner size 24, switch press. 1.8 bar, thread M10x1.0			7.0045				
All engines	COL:blue, Conn. nr. 1, switch press. 0.15/0.35 bar, thread M10x1.0			7.0133				
All engines	COL:grey, Conn. nr. 1, spanner size 24, switch press. 1.6/2.0 bar, thread M10x1.0			7.0136				
All engines	Conn. nr. 2, pole nr. 2, thread M12x1.5					7.1087	T20	
All engines	Conn. nr. 4, pole nr. 4, thread M12x1.5					7.1126	T20	
ENGINE								
3.7	Petrol	191	11/98-09/02	AKC, AQQ				
Engine	Information			S10	T10	T20 - T23	T22 - T25	
All engines	COL:white, Conn. nr. 1, spanner size 24, switch press. 1.8 bar, thread M10x1.0			7.0045				
All engines	COL:blue, Conn. nr. 1, switch press. 0.15/0.35 bar, thread M10x1.0			7.0133				
All engines	COL:grey, Conn. nr. 1, spanner size 24, switch press. 1.6/2.0 bar, thread M10x1.0			7.0136				
All engines	Conn. nr. 2, thread M12x1.5					7.1087	T20	
All engines	Conn. nr. 4, thread M12x1.5					7.1126	T20	

S10	OIL PRESSURE WARNING LIGHT SWITCH	T10	REVERSING LIGHT SWITCH	T20	BRAKE LIGHT SWITCH
T22	SWITCH CLUTCH CONTROL (CRUISE CONTROL)	T23	SWITCH BRAKE ACTUATION (ENGINE TIMING)	T25	SWITCH CLUTCH CONTROL (ENGINE CONTROL)

The present application list is a brief version. For the detailed information about the possibility of installation on a specific vehicle, please refer to our web-catalogue <http://catalogo.facet.eu/>

FUNCTIONS ON THE VEHICLE

Vehicle	alim.	kW	Date	Engine	 S10	 T10	 T20 - T23	 T22 - T25
---------	-------	----	------	--------	---	---	--	---

				ENGINE
3.7 quattro	Petrol	169	07/95-11/98	AEW, AKJ

Engine	Information	S10	T10	T20 - T23	T22 - T25
All engines	COL:white, Conn. nr. 1, spanner size 24, switch press. 1.8 bar, thread M10x1.0	7.0045			
All engines	COL:blue, Conn. nr. 1, switch press. 0.15/0.35 bar, thread M10x1.0	7.0133			
All engines	COL:grey, Conn. nr. 1, spanner size 24, switch press. 1.6/2.0 bar, thread M10x1.0	7.0136			
All engines	Conn. nr. 2, thread M12x1.5			7.1087	T20
All engines	Conn. nr. 4, thread M12x1.5			7.1126	T20

				ENGINE
3.7 quattro	Petrol	191	11/98-09/02	AKC, AQG

Engine	Information	S10	T10	T20 - T23	T22 - T25
All engines	COL:white, Conn. nr. 1, spanner size 24, switch press. 1.8 bar, thread M10x1.0	7.0045			
All engines	COL:blue, Conn. nr. 1, switch press. 0.15/0.35 bar, thread M10x1.0	7.0133			
All engines	COL:grey, Conn. nr. 1, spanner size 24, switch press. 1.6/2.0 bar, thread M10x1.0	7.0136			
All engines	Conn. nr. 2, thread M12x1.5			7.1087	T20
All engines	Conn. nr. 4, thread M12x1.5			7.1126	T20

				ENGINE
4.2 quattro	Petrol	175	02/99-04/00	ARU

Engine	Information	S10	T10	T20 - T23	T22 - T25
All engines	COL:blue, Conn. nr. 1, switch press. 0.15/0.35 bar, thread M10x1.0	7.0133			
All engines	Conn. nr. 2, thread M12x1.5			7.1087	T20
All engines	Conn. nr. 4, thread M12x1.5			7.1126	T20

				ENGINE
4.2 quattro	Petrol	180	03/94-07/96	AEM

Engine	Information	S10	T10	T20 - T23	T22 - T25
All engines	COL:white, Conn. nr. 1, spanner size 24, switch press. 1.8 bar, thread M10x1.0	7.0045			
All engines	COL:blue, Conn. nr. 1, switch press. 0.15/0.35 bar, thread M10x1.0	7.0133			
All engines	COL:grey, Conn. nr. 1, spanner size 24, switch press. 1.6/2.0 bar, thread M10x1.0	7.0136			
All engines	Conn. nr. 2, thread M12x1.5			7.1087	T20
All engines	Conn. nr. 4, thread M12x1.5			7.1126	T20

				ENGINE
4.2 quattro	Petrol	210	07/95-09/98	AGH

Engine	Information	S10	T10	T20 - T23	T22 - T25
All engines	COL:white	7.0045			
All engines	COL:blue	7.0108			
All engines	pole nr. 4			7.1126	T20

				ENGINE
4.2 quattro	Petrol	220	03/94-11/98	ABZ, AKG

Engine	Information	S10	T10	T20 - T23	T22 - T25
All engines	COL:white, Conn. nr. 1, spanner size 24, switch press. 1.8 bar, thread M10x1.0	7.0045			
All engines	COL:blue, Conn. nr. 1, switch press. 0.15/0.35 bar, thread M10x1.0	7.0133			
All engines	COL:grey, Conn. nr. 1, spanner size 24, switch press. 1.6/2.0 bar, thread M10x1.0	7.0136			
All engines	Conn. nr. 2, thread M12x1.5			7.1087	T20
All engines	Conn. nr. 4, thread M12x1.5			7.1126	T20

				ENGINE
4.2 quattro	Petrol	224	09/96-12/99	ABZ




Engine	Information	S10	T10	T20 - T23	T22 - T25
All engines	pole nr. 2			7.1087	T20
All engines	pole nr. 4			7.1126	T20

				ENGINE
4.2 quattro	Petrol	228	11/98-09/02	AQF, AUW

Engine	Information	S10	T10	T20 - T23	T22 - T25
All engines	COL:white, Conn. nr. 1, spanner size 24, switch press. 1.8 bar, thread M10x1.0	7.0045			
All engines	COL:blue, Conn. nr. 1, switch press. 0.15/0.35 bar, thread M10x1.0	7.0133			
All engines	COL:grey, Conn. nr. 1, spanner size 24, switch press. 1.6/2.0 bar, thread M10x1.0	7.0136			
All engines	Conn. nr. 2, thread M12x1.5			7.1087	T20

S10	OIL PRESSURE WARNING LIGHT SWITCH	T10	REVERSING LIGHT SWITCH	T20	BRAKE LIGHT SWITCH
T22	SWITCH CLUTCH CONTROL (CRUISE CONTROL)	T23	SWITCH BRAKE ACTUATION (ENGINE TIMING)	T25	SWITCH CLUTCH CONTROL (ENGINE CONTROL)

FUNCTIONS ON THE VEHICLE

Vehicle	alim.	kW	Date	Engine	 S10	 T10	 T20 - T23	 T22 - T25
---------	-------	----	------	--------	---	---	--	---

				ENGINE
4.2 quattro	Petrol	228	11/98-09/02	AQF, AUW

Engine	Information	S10	T10	T20 - T23	T22 - T25
All engines	Conn. nr. 4, thread M12x1.5			7.1126 T20	

				ENGINE
6.0 W12 quattro	Petrol	309	01/01-09/02	AZC

Engine	Information	S10	T10	T20 - T23	T22 - T25
All engines	COL:black, Conn. nr. 1, switch press. 1.2-1.6 bar, thread M10x1.0	7.0135			
All engines	Conn. nr. 2, thread M12x1.5			7.1087 T20	
All engines	Conn. nr. 4, thread M12x1.5			7.1126 T20	

				ENGINE
6.3 FSi	Petrol	368	01/11->	CEJA, CTNA

Engine	Information	S10	T10	T20 - T23	T22 - T25
All engines	COL:black, switch press. 1.2/1.6 bar	7.0171			

				ENGINE
S8 quattro	Petrol	265	06/99-09/02	AQH, AVP, AYS

Engine	Information	S10	T10	T20 - T23	T22 - T25
All engines	COL:black, Conn. nr. 1, switch press. 1.2-1.6 bar, thread M10x1.0	7.0135			
All engines	bolted, Conn. nr. 2, spanner size 22, thread M14x1.5		7.6256		
All engines	Conn. nr. 2, thread M12x1.5			7.1087 T20	
All engines	Conn. nr. 4, thread M12x1.5			7.1126 T20	

				ENGINE
S8 quattro	Petrol	250	07/96-06/99	AHC, AKH

Engine	Information	S10	T10	T20 - T23	T22 - T25
All engines	COL:white, Conn. nr. 1, spanner size 24, switch press. 1.8 bar, thread M10x1.0	7.0045			
All engines	COL:blue, Conn. nr. 1, switch press. 0.15/0.35 bar, thread M10x1.0	7.0133			
All engines	COL:grey, Conn. nr. 1, spanner size 24, switch press. 1.6/2.0 bar, thread M10x1.0	7.0136			
All engines	pole nr. 2		7.6099		
All engines	Conn. nr. 2, thread M12x1.5			7.1087 T20	
All engines	Conn. nr. 4, thread M12x1.5			7.1126 T20	

				ENGINE
S8 quattro	Petrol	265	09/00-09/02	AYS, BCS

Engine	Information	S10	T10	T20 - T23	T22 - T25
All engines		7.0135			
All engines	pole nr. 2			7.1087 T20	
All engines	pole nr. 4			7.1126 T20	

				ENGINE
A8 II				

				ENGINE
2.8 FSI	Petrol	154	08/07-07/10	BDX

Engine	Information	S10	T10	T20 - T23	T22 - T25
All engines	COL:grey, Conn. nr. 1, switch press. 0.75-1.05 bar, thread M10x1.0	7.0134			
All engines	COL:grey, Conn. nr. 2, switch press. 2.5-3.2 bar, thread M10x1.0	7.0185			

				ENGINE
2.8 FSI	Petrol	170	01/09-07/10	CJBA

Engine	Information	S10	T10	T20 - T23	T22 - T25
All engines	pole nr. 1	7.0134			
All engines	pole nr. 2	7.0185			
All engines	+arm.veh.			7.1229 T20	

				ENGINE
3.0	Petrol	160	07/03-05/06	BBJ





Engine	Information	S10	T10	T20 - T23	T22 - T25
All engines	COL:black, Conn. nr. 1, switch press. 1.2-1.6 bar, thread M10x1.0	7.0135			
All engines	Conn. nr. 4, thread M12x1.5			7.1229 T20	

				ENGINE
3.0	Petrol	162	07/03-05/05	ASN

Engine	Information	S10	T10	T20 - T23	T22 - T25
All engines	COL:black, Conn. nr. 1, switch press. 1.2-1.6 bar, thread M10x1.0	7.0135			
All engines	Conn. nr. 4, thread M12x1.5			7.1229 T20	

S10	OIL PRESSURE WARNING LIGHT SWITCH	T10	REVERSING LIGHT SWITCH	T20	BRAKE LIGHT SWITCH
T22	SWITCH CLUTCH CONTROL (CRUISE CONTROL)	T23	SWITCH BRAKE ACTUATION (ENGINE TIMING)	T25	SWITCH CLUTCH CONTROL (ENGINE CONTROL)

FUNCTIONS ON THE VEHICLE

Vehicle	alim.	kW	Date	Engine	 S10	 T10	 T20 - T23	 T22 - T25
ENGINE								
3.0 quattro	Petrol	160	11/03-05/04	BBJ				
Engine	Information				S10	T10	T20 - T23	T22 - T25
All engines	COL:black, Conn. nr. 1, switch press. 1.2-1.6 bar, thread M10x1.0				7.0135			
All engines	Conn. nr. 4, thread M12x1.5						7.1229 T20	
ENGINE								
3.0 quattro	Petrol	162	07/03-05/05	ASN				
Engine	Information				S10	T10	T20 - T23	T22 - T25
All engines	COL:black, Conn. nr. 1, switch press. 1.2-1.6 bar, thread M10x1.0				7.0135			
All engines	Conn. nr. 4, thread M12x1.5						7.1229 T20	
ENGINE								
3.0 TDI quattro	Diesel	155	11/03-07/10	BNG				
Engine	Information				S10	T10	T20 - T23	T22 - T25
All engines	COL:grey, Conn. nr. 1, spanner size 24, switch press. 0.75-1.05 bar, thread M10x1.0				7.0134			
All engines	-> 01/09/07, Conn. nr. 4, thread M12x1.5						7.1229 T20	
ENGINE								
3.0 TDI quattro	Diesel	171	08/03-07/10	ASB				
Engine	Information				S10	T10	T20 - T23	T22 - T25
All engines	COL:grey, Conn. nr. 1, spanner size 24, switch press. 0.75-1.05 bar, thread M10x1.0				7.0134			
All engines	-> 01/09/07, Conn. nr. 4, thread M12x1.5						7.1229 T20	
ENGINE								
3.2 FSI	Petrol	191	06/05-07/10	BPK				
Engine	Information				S10	T10	T20 - T23	T22 - T25
All engines	COL:black, Conn. nr. 2, switch press. 1.2-1.6 bar, thread M10x1.0				7.0168			
All engines	-> 01/09/07, Conn. nr. 4, thread M12x1.5						7.1229 T20	
ENGINE								
3.2 FSI quattro	Petrol	191	06/05-07/10	BPK				
Engine	Information				S10	T10	T20 - T23	T22 - T25
All engines	COL:black, Conn. nr. 2, switch press. 1.2-1.6 bar, thread M10x1.0				7.0168			
All engines	-> 01/09/07, Conn. nr. 4, thread M12x1.5						7.1229 T20	
ENGINE								
3.7 quattro	Petrol	206	10/02-05/06	BFL				
Engine	Information				S10	T10	T20 - T23	T22 - T25
All engines	COL:black, Conn. nr. 1, switch press. 1.2-1.6 bar, thread M10x1.0				7.0135			
All engines	Conn. nr. 4, thread M12x1.5						7.1229 T20	
ENGINE								
4.0 TDI quattro	Diesel	202	05/03-07/05	ASE				
Engine	Information				S10	T10	T20 - T23	T22 - T25
All engines	COL:grey, Conn. nr. 1, spanner size 24, switch press. 0.75-1.05 bar, thread M10x1.0				7.0134			
All engines	Conn. nr. 4, thread M12x1.5						7.1229 T20	
ENGINE								
4.2 FSI quattro	Petrol	257	06/06-07/10	BVJ				
Engine	Information				S10	T10	T20 - T23	T22 - T25
All engines	-> 01/09/06, COL:black, Conn. nr. 1, switch press. 1.2-1.6 bar, thread M10x1.0				7.0135			
All engines	01/10/06 ->, COL:black, switch press. 1.2/1.6 bar				7.0171			
All engines	-> 01/09/07, Conn. nr. 4, thread M12x1.5						7.1229 T20	
ENGINE								
4.2 quattro	Petrol	246	10/02-07/10	BFM				
Engine	Information				S10	T10	T20 - T23	T22 - T25
All engines	COL:black, Conn. nr. 1, switch press. 1.2-1.6 bar, thread M10x1.0				7.0135			
All engines	Conn. nr. 4, thread M12x1.5						7.1229 T20	
ENGINE								
4.2 TDI quattro	Diesel	235	01/05-06/05	BMC				
Engine	Information				S10	T10	T20 - T23	T22 - T25
All engines	COL:grey, Conn. nr. 1, spanner size 24, switch press. 0.75-1.05 bar, thread M10x1.0				7.0134			
All engines	Conn. nr. 4, thread M12x1.5						7.1229 T20	

S10 OIL PRESSURE WARNING LIGHT SWITCH	T10 REVERSING LIGHT SWITCH	T20 BRAKE LIGHT SWITCH
T22 SWITCH CLUTCH CONTROL (CRUISE CONTROL)	T23 SWITCH BRAKE ACTUATION (ENGINE TIMING)	T25 SWITCH CLUTCH CONTROL (ENGINE CONTROL)

FUNCTIONS ON THE VEHICLE

Vehicle	alim.	kW	Date	Engine	 S10	 T10	 T20 - T23	 T22 - T25
---------	-------	----	------	--------	---	---	--	---

				ENGINE
4.2 TDI quattro	Diesel	240	07/05-07/10	BVN

Engine	Information	S10	T10	T20 - T23	T22 - T25
All engines	COL:grey, Conn. nr. 1, spanner size 24, switch press. 0.75-1.05 bar, thread M10x1.0	7.0134			
All engines	-> 01/09/07, Conn. nr. 4, thread M12x1.5			7.1229 T20	

				ENGINE
6.0 W12 quattro	Petrol	331	12/03-07/10	BHT, BSB, BTE

Engine	Information	S10	T10	T20 - T23	T22 - T25
All engines	COL:black, Conn. nr. 1, switch press. 1.2-1.6 bar, thread M10x1.0	7.0135			
All engines	-> 01/09/07, Conn. nr. 4, thread M12x1.5			7.1229 T20	

				ENGINE
S8 quattro	Petrol	324	09/06-07/10	BSM

Engine	Information	S10	T10	T20 - T23	T22 - T25
All engines	-> 01/09/06, COL:black, Conn. nr. 1, switch press. 1.2-1.6 bar, thread M10x1.0	7.0135			
All engines	01/10/06 ->, COL:black, switch press. 1.2/1.6 bar	7.0171			
All engines	-> 01/09/07, Conn. nr. 4, thread M12x1.5			7.1229 T20	

				ENGINE
S8 quattro	Petrol	331	06/06-07/10	BSM

Engine	Information	S10	T10	T20 - T23	T22 - T25
All engines	-> 01/09/06, COL:black, Conn. nr. 1, switch press. 1.2-1.6 bar, thread M10x1.0	7.0135			
All engines	01/10/06 ->, COL:black, switch press. 1.2/1.6 bar	7.0171			
All engines	-> 01/09/07, Conn. nr. 4, thread M12x1.5			7.1229 T20	

				ENGINE
A8 III				

				ENGINE
2.0 TFSI hybrid	Petrol/ Electro	155	02/12->	CHJA

Engine	Information	S10	T10	T20 - T23	T22 - T25
All engines	COL:brown, Conn. nr. 1, spanner size 24, switch press. 0.55-0.85 bar, thread M10x1.0	7.0132			
All engines	COL:blue, Conn. nr. 2, switch press. 2.15-2.95 bar, thread M10x1.0	7.0192			

				ENGINE
2.0 TFSI quattro	Petrol	185	09/16->	CYPA

Engine	Information	S10	T10	T20 - T23	T22 - T25
All engines	COL:brown, Conn. nr. 1, spanner size 24, switch press. 0.55-0.85 bar, thread M10x1.0	7.0132			
All engines	COL:blue, Conn. nr. 1, switch press. 2.15-2.95 bar, thread M10x1	7.0192			

				ENGINE
2.5 TFSI	Petrol	150	07/12->	CPAA, CVBA

Engine	Information	S10	T10	T20 - T23	T22 - T25
All engines	COL:grey	7.0134			
All engines	COL:violet	7.0190			

				ENGINE
3.0 TDI	Diesel	150	09/11->	CLAB

Engine	Information	S10	T10	T20 - T23	T22 - T25
All engines	COL:green, Conn. nr. 2, switch press. 2.0/2.5 bar	7.0190			
All engines	COL:grey, Conn. nr. 2, switch press. 0.75-1.05 bar, thread M10x1.0	7.0197			

				ENGINE
3.0 TDI quattro	Diesel	155	08/10->	CDTB, CTBB

Engine	Information	S10	T10	T20 - T23	T22 - T25
All engines	COL:green, Conn. nr. 2, switch press. 2.0/2.5 bar	7.0190			
All engines	COL:grey, Conn. nr. 2, switch press. 0.75-1.05 bar, thread M10x1.0	7.0197			

				ENGINE
3.0 TDI quattro	Diesel	176	11/12->	CPNA, CPNB

Engine	Information	S10	T10	T20 - T23	T22 - T25
All engines	COL:green	7.0190			
All engines	COL:grey	7.0197			

				ENGINE
3.0 TDI quattro	Diesel	184	07/10->	CDTA, CDTC, CMHA

Engine	Information	S10	T10	T20 - T23	T22 - T25
All engines	COL:green, Conn. nr. 2, switch press. 2.0/2.5 bar	7.0190			

S10 OIL PRESSURE WARNING LIGHT SWITCH	T10 REVERSING LIGHT SWITCH	T20 BRAKE LIGHT SWITCH
T22 SWITCH CLUTCH CONTROL (CRUISE CONTROL)	T23 SWITCH BRAKE ACTUATION (ENGINE TIMING)	T25 SWITCH CLUTCH CONTROL (ENGINE CONTROL)

FUNCTIONS ON THE VEHICLE

Vehicle	alim.	kW	Date	Engine	 S10	 T10	 T20 - T23	 T22 - T25
---------	-------	----	------	--------	---	---	--	---

ENGINE				
3.0 TDI quattro	Diesel	184	07/10->	CDTA, CDTC, CMHA

Engine	Information	S10	T10	T20 - T23	T22 - T25
All engines	COL:grey, Conn. nr. 2, switch press. 0.75-1.05 bar, thread M10x1.0	7.0197			

ENGINE				
3.0 TDI quattro	Diesel	190	10/13->	CTBA

Engine	Information	S10	T10	T20 - T23	T22 - T25
All engines	COL:green, Conn. nr. 2, switch press. 2.0/2.5 bar	7.0190			
All engines	COL:grey, Conn. nr. 2, switch press. 0.75-1.05 bar, thread M10x1.0	7.0197			

ENGINE				
3.0 TDI quattro	Diesel	193	05/15->	CTBD

Engine	Information	S10	T10	T20 - T23	T22 - T25
All engines	COL:green, Conn. nr. 2, switch press. 2.0/2.5 bar	7.0190			
All engines	COL:grey, Conn. nr. 2, switch press. 0.75-1.05 bar, thread M10x1.0	7.0197			

ENGINE				
3.0 TFSI quattro	Petrol	213	07/10->	CGWA, CREG

Engine	Information	S10	T10	T20 - T23	T22 - T25
All engines	01/03/16 ->, COL:grey, Conn. nr. 1, switch press. 0.75-1.05 bar, thread M10x1.0	7.0134			
Eng. CGWA	COL:purple, Conn. nr. 2, switch press. 2.3-2.8 bar	7.0190			

ENGINE				
3.0 TFSI quattro	Petrol	228	11/11->	CGWD, CREA

Engine	Information	S10	T10	T20 - T23	T22 - T25
All engines	COL:grey, Conn. nr. 1, switch press. 0.75-1.05 bar, thread M10x1.0	7.0134			
Eng. CGWD	COL:grey, Conn. nr. 2, switch press. 2.5-3.2 bar, thread M10x1.0	7.0185			
Eng. CREA	COL:purple, Conn. nr. 2, switch press. 2.3-2.8 bar	7.0190			

ENGINE				
3.0 TFSI quattro	Petrol	245	06/10->	CREC, CTDA, CTUB

Engine	Information	S10	T10	T20 - T23	T22 - T25
All engines	25/02/16 ->, COL:grey	7.0134			
Eng. CTUB	COL:violet	7.0190			
Eng. CREC, CTDA	COL:violet	7.0192			

ENGINE				
4.0 TFSI	Petrol	331	11/15->	CTGF

Engine	Information	S10	T10	T20 - T23	T22 - T25
All engines	COL:green, Qty 2	7.0174			
All engines	COL:blue	7.0212			

ENGINE				
4.0 TFSI quattro	Petrol	309	03/12->	CEUA

Engine	Information	S10	T10	T20 - T23	T22 - T25
All engines	COL:green, Conn. nr. 1, switch press. 0.3-0.6 bar, thread M10x1	7.0196			

ENGINE				
4.0 TFSI quattro	Petrol	320	10/13->	CTGA

Engine	Information	S10	T10	T20 - T23	T22 - T25
All engines	COL:blue, Conn. nr. 1, switch press. 0.3-0.6 bar	7.0174			
All engines	COL:blue, Conn. nr. 1, switch press. 2.7-3.4 bar	7.0212			

ENGINE				
4.2 FSI quattro	Petrol	273	11/09->	CDRA

Engine	Information	S10	T10	T20 - T23	T22 - T25
All engines	COL:green, Conn. nr. 1, spanner size 24, switch press. 0.3-0.6 bar, thread M10x1	7.0139			

ENGINE				
4.2 TDI quattro	Diesel	258	11/09->	CDSB





Engine	Information	S10	T10	T20 - T23	T22 - T25
All engines	COL:grey, Conn. nr. 1, spanner size 24, switch press. 0.75-1.05 bar, thread M10x1.0	7.0134			
All engines	COL:green, Conn. nr. 2, switch press. 2.0/2.5 bar	7.0190			

ENGINE				
4.2 TDI quattro	Diesel	283	10/13->	CTEC

Engine	Information	S10	T10	T20 - T23	T22 - T25
All engines	COL:grey, Conn. nr. 1, spanner size 24, switch press. 0.75-1.05 bar, thread M10x1.0	7.0134			

S10 OIL PRESSURE WARNING LIGHT SWITCH	T10 REVERSING LIGHT SWITCH	T20 BRAKE LIGHT SWITCH
T22 SWITCH CLUTCH CONTROL (CRUISE CONTROL)	T23 SWITCH BRAKE ACTUATION (ENGINE TIMING)	T25 SWITCH CLUTCH CONTROL (ENGINE CONTROL)

FUNCTIONS ON THE VEHICLE

Vehicle	alim.	kW	Date	Engine	 S10	 T10	 T20 - T23	 T22 - T25
---------	-------	----	------	--------	---	---	--	---

				ENGINE
4.2 TDI quattro	Diesel	283	10/13->	CTEC

Engine	Information	S10	T10	T20 - T23	T22 - T25
All engines	COL:green, Conn. nr. 2, switch press. 2.0/2.5 bar	7.0190			

				ENGINE
55 TFSI Mild Hybrid quattro	Petrol/ Electro	250	06/17->	CZSE

Engine	Information	S10	T10	T20 - T23	T22 - T25
All engines	COL:blue, Conn. nr. 1, FP Upper, switch press. 0.3-0.6 bar	7.0174			

				ENGINE
S8 plus quattro	Petrol	445	11/15->	DDTA

Engine	Information	S10	T10	T20 - T23	T22 - T25
All engines	COL:blue, Conn. nr. 1, switch press. 0.3-0.6 bar	7.0174			
All engines	COL:blue, Conn. nr. 1, switch press. 2.7-3.4 bar	7.0212			

				ENGINE
S8 quattro	Petrol	382	04/12->	CGTA, CTFA

Engine	Information	S10	T10	T20 - T23	T22 - T25
All engines	COL:blue, Conn. nr. 1, switch press. 0.3-0.6 bar	7.0174			
All engines	COL:green, Conn. nr. 1, switch press. 0.3-0.6 bar, thread M10x1	7.0196			
All engines	COL:blue, Conn. nr. 1, switch press. 2.7-3.4 bar	7.0212			

ALLROAD

				ENGINE
2.5 TDI quattro	Diesel	120	05/03-08/05	BCZ

Engine	Information	S10	T10	T20 - T23	T22 - T25
All engines	COL:grey, Conn. nr. 1, spanner size 24, switch press. 0.75-1.05 bar, thread M10x1.0	7.0134			
All engines	bolted, Conn. nr. 2, spanner size 22, thread M14x1.5		7.6256		
All engines	Conn. nr. 4, thread M12x1.5			7.1229 T20	
All engines					7.1220 T22

				ENGINE
2.5 TDI quattro	Diesel	132	05/00-08/05	AKE, BAU

Engine	Information	S10	T10	T20 - T23	T22 - T25
All engines	COL:grey, Conn. nr. 1, spanner size 24, switch press. 0.75-1.05 bar, thread M10x1.0	7.0134			
All engines	bolted, Conn. nr. 2, spanner size 22, thread M14x1.5		7.6256		
All engines	-> 01/04/02, ->ch. 4B2150000, Conn. nr. 4, thread M12x1.5			7.1126 T20	
All engines	01/05/02 ->, ch. 4B2150001 ->, Conn. nr. 4, thread M12x1.5			7.1229 T20	
All engines					7.1220 T22

				ENGINE
2.7 T quattro	Petrol	184	05/00-08/05	ARE, BES

Engine	Information	S10	T10	T20 - T23	T22 - T25
All engines	COL:black, Conn. nr. 1, switch press. 1.2-1.6 bar, thread M10x1.0	7.0135			
All engines	bolted, Conn. nr. 2, spanner size 22, thread M14x1.5		7.6256		
All engines	-> 01/04/02, ->ch. 4B2150000, Conn. nr. 4, thread M12x1.5			7.1126 T20	
All engines	01/05/02 ->, ch. 4B2150001 ->, Conn. nr. 4, thread M12x1.5			7.1229 T20	
All engines	01/06/02 ->, ch. 4B2150001 ->, COL:white, Conn. nr. 4				7.1220 T22

				ENGINE
4.2 V8 quattro	Petrol	220	07/02-08/05	BAS

Engine	Information	S10	T10	T20 - T23	T22 - T25
All engines	COL:black, Conn. nr. 1, switch press. 1.2-1.6 bar, thread M10x1.0	7.0135			
All engines	Conn. nr. 4, thread M12x1.5			7.1229 T20	

CABRIOLET

				ENGINE
1.8	Petrol	92	01/97-08/00	ADR

Engine	Information	S10	T10	T20 - T23	T22 - T25
All engines	->ch. 8G-X-001 000, COL:white	7.0045			
All engines	COL:black	7.0046			
All engines	ch. 8G-X-001 001 ->, COL:white	7.0136			
All engines				7.1087 T20	

S10 OIL PRESSURE WARNING LIGHT SWITCH	T10 REVERSING LIGHT SWITCH	T20 BRAKE LIGHT SWITCH
T22 SWITCH CLUTCH CONTROL (CRUISE CONTROL)	T23 SWITCH BRAKE ACTUATION (ENGINE TIMING)	T25 SWITCH CLUTCH CONTROL (ENGINE CONTROL)

FUNCTIONS ON THE VEHICLE

Vehicle	alim.	kW	Date	Engine	 S10	 T10	 T20 - T23	 T22 - T25
---------	-------	----	------	--------	---	---	--	---

				ENGINE
1.9 TDI	Diesel	66	06/95-08/00	1Z, AHU

Engine	Information	S10	T10	T20 - T23	T22 - T25
All engines	->ch. 8G-X-001 000, COL:grey	7.0095			
Eng. AHU	->ch. 8G-X-001 000, COL:blue	7.0108			
Eng. AHU	ch. 8G-X-001 001 ->, COL:blue	7.0133			
Eng. AHU	ch. 8G-X-001 001 ->, COL:grey	7.0134			
All engines				7.1087	T20

				ENGINE
2.0 16V	Petrol	103	06/95-07/96	ACE

Engine	Information	S10	T10	T20 - T23	T22 - T25
All engines	COL:white	7.0045			
All engines				7.1087	T20

				ENGINE
2.0 E	Petrol	85	01/93-07/98	ABK

Engine	Information	S10	T10	T20 - T23	T22 - T25
All engines	->ch. 8G-X-001 000, COL:white	7.0045			
All engines	->ch. 8G-X-001 000, COL:blue	7.0108			
All engines	ch. 8G-X-001 001 ->, COL:blue	7.0133			
All engines	ch. 8G-X-001 001 ->, COL:white	7.0136			
All engines				7.1087	T20

				ENGINE
2.3 E	Petrol	98	05/91-07/94	NG

Engine	Information	S10	T10	T20 - T23	T22 - T25
All engines	COL:white	7.0045			
All engines	COL:blue	7.0108			
All engines				7.1087	T20

				ENGINE
2.6	Petrol	102	05/95-08/00	ACZ

Engine	Information	S10	T10	T20 - T23	T22 - T25
All engines	COL:white	7.0045			
All engines	->ch. 8G-X-001 001, COL:black	7.0046			
All engines	COL:blue	7.0108			
All engines	COL:red	7.0111			
All engines	ch. 8G-X-001 001 ->, COL:black	7.0135			
All engines				7.1087	T20

				ENGINE
2.6	Petrol	110	06/93-08/00	ABC

Engine	Information	S10	T10	T20 - T23	T22 - T25
All engines	COL:white	7.0045			
All engines	->ch. 8G-X-001 001, COL:black	7.0046			
All engines	COL:blue	7.0108			
All engines	COL:red	7.0111			
All engines	ch. 8G-X-001 001 ->, COL:black	7.0135			
All engines				7.1087	T20

				ENGINE
2.8	Petrol	128	11/92-08/00	AAH





Engine	Information	S10	T10	T20 - T23	T22 - T25
All engines	COL:white	7.0045			
All engines	->ch. 8G-X-001 001, COL:black	7.0046			
All engines	COL:blue	7.0108			
All engines	COL:red	7.0111			
All engines	ch. 8G-X-001 001 ->, COL:black	7.0135			
All engines				7.1087	T20

COUPE

				ENGINE
1.8	Petrol	82	08/89-07/91	DZ

Engine	Information	S10	T10	T20 - T23	T22 - T25
All engines	COL:white	7.0045			
All engines	COL:blue	7.0108			
All engines				7.1087	T20

S10 OIL PRESSURE WARNING LIGHT SWITCH	T10 REVERSING LIGHT SWITCH	T20 BRAKE LIGHT SWITCH
T22 SWITCH CLUTCH CONTROL (CRUISE CONTROL)	T23 SWITCH BRAKE ACTUATION (ENGINE TIMING)	T25 SWITCH CLUTCH CONTROL (ENGINE CONTROL)

Vehicle	alim.	kW	Date	Engine	FUNCTIONS ON THE VEHICLE			
					 S10	 T10	 T20 - T23	 T22 - T25

ENGINE				
2.0	Petrol	82	03/90-07/90	3A

Engine	Information	S10	T10	T20 - T23	T22 - T25
All engines	COL:white	7.0045			
All engines	COL:blue	7.0108			
All engines				7.1087 T20	

ENGINE				
2.0	Petrol	83	05/89-03/90	3A

Engine	Information	S10	T10	T20 - T23	T22 - T25
All engines	COL:white	7.0045			
All engines	COL:blue	7.0108			
All engines				7.1087 T20	

ENGINE				
2.0	Petrol	85	05/89-12/96	AAD, ABK

Engine	Information	S10	T10	T20 - T23	T22 - T25
All engines	COL:white	7.0045			
All engines	COL:blue	7.0108			
All engines				7.1087 T20	

ENGINE				
2.0 16 V	Petrol	101	01/92-07/92	6A

Engine	Information	S10	T10	T20 - T23	T22 - T25
All engines	COL:white	7.0045			
All engines	COL:blue	7.0108			
All engines				7.1087 T20	

ENGINE				
2.0 16 V	Petrol	103	08/92-12/96	ACE

Engine	Information	S10	T10	T20 - T23	T22 - T25
All engines	COL:white	7.0045			
All engines	COL:blue	7.0108			
All engines				7.1087 T20	

ENGINE				
2.0 20 V	Petrol	118	08/89-07/91	NM

Engine	Information	S10	T10	T20 - T23	T22 - T25
All engines	COL:white	7.0045			
All engines	COL:blue	7.0108			
All engines				7.1087 T20	

ENGINE				
2.0 20 V quattro	Petrol	118	08/89-07/91	NM

Engine	Information	S10	T10	T20 - T23	T22 - T25
All engines	COL:white	7.0045			
All engines	COL:blue	7.0108			
All engines				7.1087 T20	

ENGINE				
2.2	Petrol	100	11/88-07/91	KV

Engine	Information	S10	T10	T20 - T23	T22 - T25
All engines	COL:white	7.0045			
All engines	COL:blue	7.0108			
All engines				7.1087 T20	

ENGINE				
2.2 quattro	Petrol	100	11/88-07/91	KV

Engine	Information	S10	T10	T20 - T23	T22 - T25
All engines		7.0045		7.1087 T20	

ENGINE				
2.3	Petrol	100	10/88-07/94	NG




Engine	Information	S10	T10	T20 - T23	T22 - T25
All engines	COL:white	7.0045			
All engines	COL:blue	7.0108			
All engines				7.1087 T20	

ENGINE				
2.3	Petrol	98	03/90-12/96	NG

Engine	Information	S10	T10	T20 - T23	T22 - T25
All engines	COL:white	7.0045			

S10 OIL PRESSURE WARNING LIGHT SWITCH	T10 REVERSING LIGHT SWITCH	T20 BRAKE LIGHT SWITCH
T22 SWITCH CLUTCH CONTROL (CRUISE CONTROL)	T23 SWITCH BRAKE ACTUATION (ENGINE TIMING)	T25 SWITCH CLUTCH CONTROL (ENGINE CONTROL)

FUNCTIONS ON THE VEHICLE

Vehicle	alim.	kW	Date	Engine	 S10	 T10	 T20 - T23	 T22 - T25
---------	-------	----	------	--------	---	---	--	---

ENGINE				
2.3	Petrol	98	03/90-12/96	NG

Engine	Information	S10	T10	T20 - T23	T22 - T25
All engines	COL:blue	7.0108			
All engines				7.1087	T20

ENGINE				
2.3 20V	Petrol	123	08/90-07/91	7A

Engine	Information	S10	T10	T20 - T23	T22 - T25
All engines	COL:white	7.0045			
All engines	COL:blue	7.0108			
All engines				7.1087	T20

ENGINE				
2.3 20V	Petrol	125	08/89-07/91	7A

Engine	Information	S10	T10	T20 - T23	T22 - T25
All engines	COL:white	7.0045			
All engines	COL:blue	7.0108			
All engines				7.1087	T20

ENGINE				
2.3 20V quattro	Petrol	123	05/90-12/96	7A

Engine	Information	S10	T10	T20 - T23	T22 - T25
All engines	COL:white	7.0045			
All engines	COL:blue	7.0108			
All engines				7.1087	T20

ENGINE				
2.3 20V quattro	Petrol	125	11/88-07/91	7A

Engine	Information	S10	T10	T20 - T23	T22 - T25
All engines	COL:white	7.0045			
All engines	COL:blue	7.0108			
All engines				7.1087	T20

ENGINE				
2.3 quattro	Petrol	100	01/87-12/92	NG

Engine	Information	S10	T10	T20 - T23	T22 - T25
All engines	COL:white	7.0045			
All engines	COL:blue	7.0108			
All engines				7.1087	T20

ENGINE				
2.3 quattro	Petrol	98	05/90-12/96	NG

Engine	Information	S10	T10	T20 - T23	T22 - T25
All engines	COL:white	7.0045			
All engines	COL:blue	7.0108			
All engines				7.1087	T20

ENGINE				
2.6	Petrol	110	08/92-12/96	ABC

Engine	Information	S10	T10	T20 - T23	T22 - T25
All engines	COL:white	7.0045			
All engines	COL:blue	7.0108			
All engines	COL:red	7.0111			
All engines				7.1087	T20

ENGINE				
2.6 quattro	Petrol	110	08/92-12/96	ABC





Engine	Information	S10	T10	T20 - T23	T22 - T25
All engines	COL:white	7.0045			
All engines	COL:blue	7.0108			
All engines	COL:red	7.0111			
All engines				7.1087	T20

ENGINE				
2.8	Petrol	128	09/91-12/96	AAH

Engine	Information	S10	T10	T20 - T23	T22 - T25
All engines	COL:white	7.0045			
All engines	COL:blue	7.0108			
All engines	COL:red	7.0111			
All engines				7.1087	T20

S10 OIL PRESSURE WARNING LIGHT SWITCH	T10 REVERSING LIGHT SWITCH	T20 BRAKE LIGHT SWITCH
T22 SWITCH CLUTCH CONTROL (CRUISE CONTROL)	T23 SWITCH BRAKE ACTUATION (ENGINE TIMING)	T25 SWITCH CLUTCH CONTROL (ENGINE CONTROL)

FUNCTIONS ON THE VEHICLE

Vehicle	alim.	kW	Date	Engine	 S10	 T10	 T20 - T23	 T22 - T25
ENGINE								
2.8 quattro	Petrol	128	08/91-12/96	AAH				
ENGINE								
Engine	Information			S10	T10	T20 - T23	T22 - T25	
All engines	COL:white			7.0045				
All engines	COL:blue			7.0108				
All engines	COL:red			7.0111				
All engines						7.1087	T20	
ENGINE								
S2	Petrol	162	09/90-09/92	3B				
ENGINE								
Engine	Information			S10	T10	T20 - T23	T22 - T25	
All engines				7.0045		7.1087	T20	
ENGINE								
S2	Petrol	169	10/92-05/95	ABY				
ENGINE								
Engine	Information			S10	T10	T20 - T23	T22 - T25	
All engines				7.0045		7.1087	T20	
ENGINE								
S2 quattro	Petrol	162	09/90-09/92	3B				
ENGINE								
Engine	Information			S10	T10	T20 - T23	T22 - T25	
All engines				7.0045		7.1087	T20	
ENGINE								
S2 quattro	Petrol	169	10/92-12/96	ABY				
ENGINE								
Engine	Information			S10	T10	T20 - T23	T22 - T25	
All engines				7.0045		7.1087	T20	
ENGINE								
Q2								
1.0 TFSI	Petrol	85	10/16->	CHZJ, DKRF				
ENGINE								
Engine	Information			S10	T10	T20 - T23	T22 - T25	
All engines	COL:green, Conn. nr. 1, spanner size 24, switch press. 0.3-0.6 bar, thread M10x1			7.0139				
All engines	COL:blue, Conn. nr. 2, switch press. 2.15-2.95 bar, thread M10x1.0			7.0192				
All engines	COL:black, Conn. nr. 2, t.tnr. RSP/RSR, thread M12x1.5, without adapter				7.6215			
All engines	COL:brown, Conn. nr. 2, t.tnr. RMJ, without adapter				7.6266			
All engines	COL:black, Conn. nr. 4					7.1232	T20	
ENGINE								
1.4 TSI	Petrol	110	06/16->	CZEA				
ENGINE								
Engine	Information			S10	T10	T20 - T23	T22 - T25	
All engines	COL:green, Conn. nr. 1, spanner size 24, switch press. 0.3-0.6 bar, thread M10x1			7.0139				
All engines	COL:blue, Conn. nr. 2, switch press. 2.15-2.95 bar, thread M10x1.0			7.0192				
All engines	COL:black, Conn. nr. 2, t.tnr. RSP/RSR, thread M12x1.5, without adapter				7.6215			
All engines	COL:brown, Conn. nr. 2, t.tnr. RMJ, without adapter				7.6266			
All engines	COL:black, Conn. nr. 4					7.1232	T20	
ENGINE								
1.6 TDI	Diesel	85	06/16-10/18	DDYA, DGTE				
ENGINE								
Engine	Information			S10	T10	T20 - T23	T22 - T25	
All engines	COL:black, Conn. nr. 2, t.tnr. RSP/RSR, thread M12x1.5, without adapter				7.6215			
All engines	COL:brown, Conn. nr. 2, t.tnr. RMJ, without adapter				7.6266			
All engines	COL:black, Conn. nr. 4					7.1232	T20	
ENGINE								
2.0 TDI	Diesel	110	09/16->	DCYA				
ENGINE								
Engine	Information			S10	T10	T20 - T23	T22 - T25	
All engines	COL:black, Conn. nr. 4					7.1232	T20	
ENGINE								
2.0 TDI quattro	Diesel	110	09/16->	DFGA				
ENGINE								
Engine	Information			S10	T10	T20 - T23	T22 - T25	
All engines	COL:black, Conn. nr. 4					7.1232	T20	
ENGINE								
2.0 TDI quattro	Diesel	140	07/16->	DFHA				
ENGINE								
Engine	Information			S10	T10	T20 - T23	T22 - T25	
All engines	COL:black, Conn. nr. 4					7.1232	T20	

S10	OIL PRESSURE WARNING LIGHT SWITCH	T10	REVERSING LIGHT SWITCH	T20	BRAKE LIGHT SWITCH
T22	SWITCH CLUTCH CONTROL (CRUISE CONTROL)	T23	SWITCH BRAKE ACTUATION (ENGINE TIMING)	T25	SWITCH CLUTCH CONTROL (ENGINE CONTROL)

The present application list is a brief version. For the detailed information about the possibility of installation on a specific vehicle, please refer to our web-catalogue <http://catalogo.facet.eu/>

FUNCTIONS ON THE VEHICLE

Vehicle	alim.	kW	Date	Engine	 S10	 T10	 T20 - T23	 T22 - T25
---------	-------	----	------	--------	---	---	--	---

				ENGINE
2.0 TFSI quattro	Petrol	140	05/17->	CZPB

Engine	Information	S10	T10	T20 - T23	T22 - T25
All engines	COL:green, Conn. nr. 1, spanner size 24, switch press. 0.35-0.85 bar, thread M10x1.0	7.0132			
All engines	COL:blue, Conn. nr. 1, switch press. 2.15-2.95 bar, thread M10x1	7.0192			
All engines	COL:black, Conn. nr. 4			7.1232 T20	

				ENGINE
1.4 TFSI	Petrol	92	07/16->	CZDB

Engine	Information	S10	T10	T20 - T23	T22 - T25
All engines	COL:green, Conn. nr. 1, spanner size 24, switch press. 0.3-0.6 bar, thread M10x1	7.0139			
All engines	COL:blue, Conn. nr. 2, switch press. 2.15-2.95 bar, thread M10x1.0	7.0192			
All engines	COL:brown, Conn. nr. 2, t.tnr. NTE/QQN/NFZ/NFX/NVJ, without adapter		7.6266		
All engines	COL:black, Conn. nr. 4			7.1232 T20	
All engines					7.1311 T22

				ENGINE
1.4 TSI	Petrol	110	10/13->	CHPB, CZDA, CZIA

Engine	Information	S10	T10	T20 - T23	T22 - T25
All engines	COL:green, Conn. nr. 1, spanner size 24, switch press. 0.3-0.6 bar, thread M10x1	7.0139			
All engines	COL:blue, Conn. nr. 2, switch press. 2.15-2.95 bar, thread M10x1.0	7.0192			
All engines	COL:brown, Conn. nr. 2, without adapter		7.6266		
All engines	COL:black, Conn. nr. 4			7.1232 T20	
All engines					7.1311 T22

				ENGINE
2.0 TDI	Diesel	100	09/11->	CFFA, CUVB, DFTB

Engine	Information	S10	T10	T20 - T23	T22 - T25
Eng. CFFA	COL:green, Conn. nr. 1, switch press. 0.3-0.6 bar, thread M10x1	7.0196			
All engines	01/07/12 ->, COL:brown, Conn. nr. 2, without adapter		7.6266		
All engines	COL:black, Conn. nr. 4			7.1232 T20	
All engines					7.1311 T22

				ENGINE
2.0 TDI	Diesel	103	09/11->	CFFB, CLJA

Engine	Information	S10	T10	T20 - T23	T22 - T25
All engines	COL:green, Conn. nr. 1, spanner size 24, switch press. 0.3-0.6 bar, thread M10x1	7.0139			
All engines	COL:green, Conn. nr. 1, switch press. 0.3-0.6 bar, thread M10x1	7.0196			
All engines	01/07/12 ->, COL:brown, Conn. nr. 2, without adapter		7.6266		
All engines	COL:black, Conn. nr. 4			7.1232 T20	
All engines					7.1311 T22

				ENGINE
2.0 TDI	Diesel	110	11/14->	CUVB, CUVC, DBBA, DFTA

Engine	Information	S10	T10	T20 - T23	T22 - T25
All engines	COL:brown, Conn. nr. 2, without adapter		7.6266		
All engines	COL:black, Conn. nr. 4			7.1232 T20	
All engines					7.1311 T22

				ENGINE
2.0 TDI	Diesel	130	05/13->	CFGC





Engine	Information	S10	T10	T20 - T23	T22 - T25
All engines	COL:green, Conn. nr. 1, switch press. 0.3-0.6 bar, thread M10x1	7.0196			
All engines	COL:brown, Conn. nr. 2, without adapter		7.6266		
All engines	COL:black, Conn. nr. 4			7.1232 T20	
All engines					7.1311 T22

				ENGINE
2.0 TDI	Diesel	135	11/14->	CUWA, DFUA

Engine	Information	S10	T10	T20 - T23	T22 - T25
All engines	COL:brown, Conn. nr. 2, without adapter		7.6266		
All engines	COL:black, Conn. nr. 4			7.1232 T20	
All engines					7.1311 T22





S10 OIL PRESSURE WARNING LIGHT SWITCH	T10 REVERSING LIGHT SWITCH	T20 BRAKE LIGHT SWITCH
T22 SWITCH CLUTCH CONTROL (CRUISE CONTROL)	T23 SWITCH BRAKE ACTUATION (ENGINE TIMING)	T25 SWITCH CLUTCH CONTROL (ENGINE CONTROL)

FUNCTIONS ON THE VEHICLE

Vehicle	alim.	kW	Date	Engine	 S10	 T10	 T20 - T23	 T22 - T25
ENGINE								
2.0 TDI	Diesel	88	11/14->	CUVD, DFTC				
Engine	Information			S10	T10	T20 - T23	T22 - T25	
All engines	COL:brown, Conn. nr. 2, without adapter				7.6266			
All engines	COL:black, Conn. nr. 4					7.1232	T20	
All engines							7.1311	T22
ENGINE								
2.0 TDI quattro	Diesel	103	01/12->	CFFB				
Engine	Information			S10	T10	T20 - T23	T22 - T25	
All engines	COL:green, Conn. nr. 1, switch press. 0.3-0.6 bar, thread M10x1			7.0196				
All engines	01/07/12->, COL:brown, Conn. nr. 2, without adapter				7.6266			
All engines	COL:black, Conn. nr. 4					7.1232	T20	
All engines							7.1311	T25
ENGINE								
2.0 TDI quattro	Diesel	110	11/14->	CUVC, DFTA				
Engine	Information			S10	T10	T20 - T23	T22 - T25	
All engines	COL:brown, Conn. nr. 2, without adapter				7.6266			
All engines	COL:black, Conn. nr. 4					7.1232	T20	
All engines							7.1311	T22
ENGINE								
2.0 TDI quattro	Diesel	120	06/11->	CFGD				
Engine	Information			S10	T10	T20 - T23	T22 - T25	
All engines	COL:green, Conn. nr. 1, switch press. 0.3-0.6 bar, thread M10x1			7.0196				
All engines	COL:black, Conn. nr. 4					7.1232	T20	
ENGINE								
2.0 TDI quattro	Diesel	130	06/11->	CFGC, CLLB				
Engine	Information			S10	T10	T20 - T23	T22 - T25	
All engines	COL:green, Conn. nr. 1, switch press. 0.3-0.6 bar, thread M10x1			7.0196				
All engines	01/07/12->, COL:brown, Conn. nr. 2, without adapter				7.6266			
All engines	COL:black, Conn. nr. 4					7.1232	T20	
All engines							7.1311	T22
ENGINE								
2.0 TDI quattro	Diesel	135	11/14->	CUWA, CYLA, DFUA				
Engine	Information			S10	T10	T20 - T23	T22 - T25	
All engines	COL:brown, Conn. nr. 2, without adapter				7.6266			
All engines	COL:black, Conn. nr. 4					7.1232	T20	
All engines							7.1311	T22
ENGINE								
2.0 TFSI	Petrol	132	05/15->	CULB				
Engine	Information			S10	T10	T20 - T23	T22 - T25	
All engines	COL:brown, Conn. nr. 1, spanner size 24, switch press. 0.55-0.85 bar, thread M10x1.0			7.0132				
All engines	COL:blue, Conn. nr. 1, switch press. 2.15-2.95 bar, thread M10x1			7.0192				
All engines	COL:brown, Conn. nr. 2, without adapter				7.6266			
All engines	COL:black, Conn. nr. 4					7.1232	T20	
All engines							7.1311	T22
ENGINE								
2.0 TFSI	Petrol	147	10/13->	CCTA				
Engine	Information			S10	T10	T20 - T23	T22 - T25	
All engines				7.0135	7.6266	7.1232	T20	7.1311 T22
ENGINE								
2.0 TFSI	Petrol	162	11/14->	CULC				
Engine	Information			S10	T10	T20 - T23	T22 - T25	
All engines					7.6266	7.1232	T20	7.1311 T22
ENGINE								
2.0 TFSi (ExtraEU)	Petrol	147	03/15->	CCTA				
Engine	Information			S10	T10	T20 - T23	T22 - T25	
All engines	COL:black, Conn. nr. 1, switch press. 1.2-1.6 bar, thread M10x1.0			7.0135				
All engines	COL:black, Conn. nr. 4					7.1232	T20	

S10	OIL PRESSURE WARNING LIGHT SWITCH	T10	REVERSING LIGHT SWITCH	T20	BRAKE LIGHT SWITCH
T22	SWITCH CLUTCH CONTROL (CRUISE CONTROL)	T23	SWITCH BRAKE ACTUATION (ENGINE TIMING)	T25	SWITCH CLUTCH CONTROL (ENGINE CONTROL)

FUNCTIONS ON THE VEHICLE

Vehicle	alim.	kW	Date	Engine	 S10	 T10	 T20 - T23	 T22 - T25
---------	-------	----	------	--------	---	---	--	---

ENGINE				
2.0 TFSI quattro	Petrol	125	06/11->	CCZC

Engine	Information	S10	T10	T20 - T23	T22 - T25
All engines	COL:brown, Conn. nr. 1, spanner size 24, switch press. 0.55-0.85 bar, thread M10x1.0	7.0132			
All engines	COL:blue, Conn. nr. 1, Conn. nr. 2, switch press. 2.15-2.95 bar, thread M10x1, thread M10x1.0	7.0192			
All engines	01/07/12 ->, COL:brown, Conn. nr. 2, without adapter		7.6266		
All engines	COL:black, Conn. nr. 4			7.1232	T20
All engines					7.1311 T22

ENGINE				
2.0 TFSI quattro	Petrol	132	11/14->	CULB

Engine	Information	S10	T10	T20 - T23	T22 - T25
All engines	COL:brown, Conn. nr. 1, spanner size 24, switch press. 0.55-0.85 bar, thread M10x1.0	7.0132			
All engines	COL:blue, Conn. nr. 1, switch press. 2.15-2.95 bar, thread M10x1	7.0192			
All engines			7.6266		7.1311 T22
All engines	COL:black, Conn. nr. 4			7.1232	T20

ENGINE				
2.0 TFSI quattro	Petrol	155	06/11->	CPSA

Engine	Information	S10	T10	T20 - T23	T22 - T25
All engines	COL:brown, Conn. nr. 1, spanner size 24, switch press. 0.55-0.85 bar, thread M10x1.0	7.0132			
All engines	COL:blue, Conn. nr. 1, Conn. nr. 2, switch press. 2.15-2.95 bar, thread M10x1, thread M10x1.0	7.0192			
All engines	COL:black, Conn. nr. 4			7.1232	T20

ENGINE				
2.0 TFSI quattro	Petrol	162	11/14->	CULC

Engine	Information	S10	T10	T20 - T23	T22 - T25
All engines	COL:brown, Conn. nr. 1, spanner size 24, switch press. 0.55-0.85 bar, thread M10x1.0	7.0132			
All engines	COL:blue, Conn. nr. 1, switch press. 2.15-2.95 bar, thread M10x1	7.0192			
All engines	COL:black, Conn. nr. 4			7.1232	T20

ENGINE				
RS 2.5 quattro	Petrol	228	10/13->	CTSA

Engine	Information	S10	T10	T20 - T23	T22 - T25
All engines	-> 01/10/13, COL:blue, Conn. nr. 2, switch press. 2.15-2.95 bar, thread M10x1.0	7.0192			
All engines	COL:black, Conn. nr. 4			7.1232	T20

ENGINE				
RS 2.5 quattro	Petrol	250	05/13->	CZGA

Engine	Information	S10	T10	T20 - T23	T22 - T25
All engines	-> 01/10/13, COL:blue, Conn. nr. 2, switch press. 2.15-2.95 bar, thread M10x1.0	7.0192			
All engines	COL:black, Conn. nr. 4			7.1232	T20

ENGINE				
RS performance 2.5 quattro	Petrol	270	01/15->	CZGB

Engine	Information	S10	T10	T20 - T23	T22 - T25
All engines	COL:black, Conn. nr. 4			7.1232	T20

Q5 I

ENGINE				
2.0 TDI	Diesel	100	11/10->	CJCB

Engine	Information	S10	T10	T20 - T23	T22 - T25
All engines	COL:green, Conn. nr. 1, switch press. 0.3-0.6 bar, thread M10x1	7.0196			





ENGINE				
2.0 TDI	Diesel	105	11/10->	CJCA

Engine	Information	S10	T10	T20 - T23	T22 - T25
All engines	COL:green, Conn. nr. 1, switch press. 0.3-0.6 bar, thread M10x1	7.0196			

ENGINE				
2.0 TDI	Diesel	110	05/13->	CJCD

Engine	Information	S10	T10	T20 - T23	T22 - T25
All engines	COL:green, Conn. nr. 1, switch press. 0.3-0.6 bar, thread M10x1	7.0196			

S10	OIL PRESSURE WARNING LIGHT SWITCH	T10	REVERSING LIGHT SWITCH	T20	BRAKE LIGHT SWITCH
T22	SWITCH CLUTCH CONTROL (CRUISE CONTROL)	T23	SWITCH BRAKE ACTUATION (ENGINE TIMING)	T25	SWITCH CLUTCH CONTROL (ENGINE CONTROL)

				FUNCTIONS ON THE VEHICLE				
Vehicle	alim.	kW	Date	Engine	 S10	 T10	 T20 - T23	 T22 - T25
ENGINE								
2.0 TDI quattro	Diesel	100	08/09->	CAGB, CJCБ, CSUB				
Engine	Information			S10	T10	T20 - T23	T22 - T25	
Eng. CAGB	COL:brown, Conn. nr. 1, spanner size 24, switch press. 0.55-0.85 bar, thread M10x1.0			7.0132				
Eng. CJCБ	COL:green, Conn. nr. 1, switch press. 0.3-0.6 bar, thread M10x1			7.0196				
Eng. CSUB	COL:grey, Conn. nr. 2, switch press. 0.75-1.05 bar, thread M10x1.0			7.0197				
ENGINE								
2.0 TDI quattro	Diesel	105	08/09->	CAGA, CJCA				
Engine	Information			S10	T10	T20 - T23	T22 - T25	
All engines	COL:brown, Conn. nr. 1, spanner size 24, switch press. 0.55-0.85 bar, thread M10x1.0			7.0132				
ENGINE								
2.0 TDI quattro	Diesel	110	05/13->	CJCD				
Engine	Information			S10	T10	T20 - T23	T22 - T25	
All engines	COL:green, Conn. nr. 1, switch press. 0.3-0.6 bar, thread M10x1			7.0196				
ENGINE								
2.0 TDI quattro	Diesel	120	11/08->	CAHB, CGLA, CGLD, CNHC				
Engine	Information			S10	T10	T20 - T23	T22 - T25	
Eng. CAHB	COL:brown, Conn. nr. 1, spanner size 24, switch press. 0.55-0.85 bar, thread M10x1.0			7.0132				
Eng. CGLA, CGLD	COL:green, Conn. nr. 1, switch press. 0.3-0.6 bar, thread M10x1			7.0196				
Eng. CNHC	COL:grey, Conn. nr. 2, switch press. 0.75-1.05 bar, thread M10x1.0			7.0197				
ENGINE								
2.0 TDI quattro	Diesel	125	11/08->	CAHA, CGLB, CMGA				
Engine	Information			S10	T10	T20 - T23	T22 - T25	
All engines	COL:brown, Conn. nr. 1, spanner size 24, switch press. 0.55-0.85 bar, thread M10x1.0			7.0132				
ENGINE								
2.0 TDI quattro	Diesel	130	06/12->	CGLC, CMGB				
Engine	Information			S10	T10	T20 - T23	T22 - T25	
All engines	COL:green, Conn. nr. 1, switch press. 0.3-0.6 bar, thread M10x1			7.0196				
ENGINE								
2.0 TFSI hybrid quattro	Petrol/ Electro	155	06/11->	CHJA				
Engine	Information			S10	T10	T20 - T23	T22 - T25	
All engines	COL:brown, Conn. nr. 1, spanner size 24, switch press. 0.55-0.85 bar, thread M10x1.0			7.0132				
All engines	COL:blue, Conn. nr. 2, switch press. 2.15-2.95 bar, thread M10x1.0			7.0192				
ENGINE								
2.0 TFSI quattro	Petrol	130	09/09-10/09	CDNA				
Engine	Information			S10	T10	T20 - T23	T22 - T25	
All engines	COL:brown, Conn. nr. 1, spanner size 24, switch press. 0.55-0.85 bar, thread M10x1.0			7.0132				
All engines	COL:blue, Conn. nr. 2, switch press. 2.15-2.95 bar, thread M10x1.0			7.0192				
ENGINE								
2.0 TFSI quattro	Petrol	132	08/09->	CDNB, CNCB				
Engine	Information			S10	T10	T20 - T23	T22 - T25	
All engines	COL:brown, Conn. nr. 1, spanner size 24, switch press. 0.55-0.85 bar, thread M10x1.0			7.0132				
All engines	COL:blue, Conn. nr. 1, Conn. nr. 2, switch press. 2.15-2.95 bar, thread M10x1, thread M10x1.0			7.0192				
ENGINE								
2.0 TFSI quattro	Petrol	155	11/08->	CAEB, CDNC, CPMA				
Engine	Information			S10	T10	T20 - T23	T22 - T25	
All engines	COL:brown, Conn. nr. 1, spanner size 24, switch press. 0.55-0.85 bar, thread M10x1.0			7.0132				
All engines	COL:blue, Conn. nr. 2, switch press. 2.15-2.95 bar, thread M10x1.0			7.0192				
ENGINE								
2.0 TFSI quattro	Petrol	162	05/13->	CPMB				
Engine	Information			S10	T10	T20 - T23	T22 - T25	
All engines	COL:brown, Conn. nr. 1, spanner size 24, switch press. 0.55-0.85 bar, thread M10x1.0			7.0132				
All engines	COL:blue, Conn. nr. 1, switch press. 2.15-2.95 bar, thread M10x1			7.0192				

S10 OIL PRESSURE WARNING LIGHT SWITCH	T10 REVERSING LIGHT SWITCH	T20 BRAKE LIGHT SWITCH
T22 SWITCH CLUTCH CONTROL (CRUISE CONTROL)	T23 SWITCH BRAKE ACTUATION (ENGINE TIMING)	T25 SWITCH CLUTCH CONTROL (ENGINE CONTROL)

FUNCTIONS ON THE VEHICLE

Vehicle	alim.	kW	Date	Engine	 S10	 T10	 T20 - T23	 T22 - T25
---------	-------	----	------	--------	---	---	--	---

ENGINE				
2.0 TFSI quattro	Petrol	165	06/12->	CNCD

Engine	Information	S10	T10	T20 - T23	T22 - T25
All engines	COL:brown, Conn. nr. 1, spanner size 24, switch press. 0.55-0.85 bar, thread M10x1.0	7.0132			
All engines	COL:blue, Conn. nr. 1, switch press. 2.15-2.95 bar, thread M10x1	7.0192			

ENGINE				
2.0 TFSI quattro (CHN)	Petrol	155	09/09->	CADA

Engine	Information	S10	T10	T20 - T23	T22 - T25
All engines	COL:brown	7.0132			
All engines	COL:blue	7.0192			

ENGINE				
3.0 TDI	Diesel	184	06/12->	CTBC

Engine	Information	S10	T10	T20 - T23	T22 - T25
All engines	COL:green	7.0190			
All engines	COL:grey	7.0197			

ENGINE				
3.0 TDI quattro	Diesel	155	11/08->	CCWB

Engine	Information	S10	T10	T20 - T23	T22 - T25
All engines	COL:grey, Conn. nr. 1, spanner size 24, switch press. 0.75-1.05 bar, thread M10x1.0	7.0134			
All engines	COL:green, Conn. nr. 2, switch press. 2.0/2.5 bar	7.0190			

ENGINE				
3.0 TDI quattro	Diesel	176	11/08->	CCWA, CPNB

Engine	Information	S10	T10	T20 - T23	T22 - T25
Eng. CCWA	COL:grey, Conn. nr. 1, spanner size 24, switch press. 0.75-1.05 bar, thread M10x1.0	7.0134			
All engines	COL:green, Conn. nr. 2, switch press. 2.0/2.5 bar	7.0190			
Eng. CPNB	COL:grey, Conn. nr. 2, switch press. 0.75-1.05 bar, thread M10x1.0	7.0197			

ENGINE				
3.0 TDI quattro	Diesel	180	06/12->	CDUD

Engine	Information	S10	T10	T20 - T23	T22 - T25
All engines	COL:green, Conn. nr. 2, switch press. 2.0/2.5 bar	7.0190			
All engines	COL:grey, Conn. nr. 2, switch press. 0.75-1.05 bar, thread M10x1.0	7.0197			

ENGINE				
3.0 TDI quattro	Diesel	184	06/12->	CTBC

Engine	Information	S10	T10	T20 - T23	T22 - T25
All engines	COL:green, Conn. nr. 2, switch press. 2.0/2.5 bar	7.0190			
All engines	COL:grey, Conn. nr. 2, switch press. 0.75-1.05 bar, thread M10x1.0	7.0197			

ENGINE				
3.0 TDI quattro	Diesel	190	11/13->	CTBA

Engine	Information	S10	T10	T20 - T23	T22 - T25
All engines	COL:green, Conn. nr. 2, switch press. 2.0/2.5 bar	7.0190			
All engines	COL:grey, Conn. nr. 2, switch press. 0.75-1.05 bar, thread M10x1.0	7.0197			

ENGINE				
3.0 TFSI quattro	Petrol	200	06/12->	CTUC, CTVA

Engine	Information	S10	T10	T20 - T23	T22 - T25
All engines	COL:grey, Conn. nr. 1, switch press. 0.75-1.05 bar, thread M10x1.0	7.0134			
All engines	COL:grey, Conn. nr. 2, switch press. 2.5-3.2 bar, thread M10x1.0	7.0185			

ENGINE				
3.2 FSI quattro	Petrol	199	11/08->	CALB

Engine	Information	S10	T10	T20 - T23	T22 - T25
All engines	COL:grey, Conn. nr. 1, switch press. 0.75-1.05 bar, thread M10x1.0	7.0134			
All engines	COL:grey, Conn. nr. 2, switch press. 2.5-3.2 bar, thread M10x1.0	7.0185			

ENGINE				
SQ5 TDI quattro	Diesel	230	12/12->	CGQB, CVUC

Engine	Information	S10	T10	T20 - T23	T22 - T25
All engines	COL:green, Conn. nr. 2, switch press. 2.0/2.5 bar	7.0190			
All engines	COL:grey, Conn. nr. 2, switch press. 0.75-1.05 bar, thread M10x1.0	7.0197			

S10	OIL PRESSURE WARNING LIGHT SWITCH	T10	REVERSING LIGHT SWITCH	T20	BRAKE LIGHT SWITCH
T22	SWITCH CLUTCH CONTROL (CRUISE CONTROL)	T23	SWITCH BRAKE ACTUATION (ENGINE TIMING)	T25	SWITCH CLUTCH CONTROL (ENGINE CONTROL)

FUNCTIONS ON THE VEHICLE

Vehicle	alim.	kW	Date	Engine	 S10	 T10	 T20 - T23	 T22 - T25
---------	-------	----	------	--------	---	---	--	---

				ENGINE
SQ5 TDI quattro	Diesel	240	04/15->	CVUB

Engine	Information	S10	T10	T20 - T23	T22 - T25
All engines	COL:green, Conn. nr. 2, switch press. 2.0/2.5 bar	7.0190			
All engines	COL:grey, Conn. nr. 2, switch press. 0.75-1.05 bar, thread M10x1.0	7.0197			

				ENGINE
SQ5 TDI quattro	Diesel	250	11/15->	DEHA

Engine	Information	S10	T10	T20 - T23	T22 - T25
All engines	COL:green, Conn. nr. 2, switch press. 2.0/2.5 bar	7.0190			
All engines	COL:grey, Conn. nr. 2, switch press. 0.75-1.05 bar, thread M10x1.0	7.0197			

				ENGINE
SQ5 TFSI quattro	Petrol	260	05/13->	CTUD, CTXA

Engine	Information	S10	T10	T20 - T23	T22 - T25
All engines	COL:grey, Conn. nr. 1, switch press. 0.75-1.05 bar, thread M10x1.0	7.0134			
All engines	COL:purple, Conn. nr. 2, switch press. 2.3-2.8 bar	7.0190			

Q5 II

				ENGINE
2.0 TDI	Diesel	100	01/17->	DEUB

Engine	Information	S10	T10	T20 - T23	T22 - T25
All engines	COL:black, Conn. nr. 4			7.1232 T20	

				ENGINE
2.0 TDI	Diesel	110	01/17->	DEUA

Engine	Information	S10	T10	T20 - T23	T22 - T25
All engines	COL:black, Conn. nr. 4			7.1232 T20	

				ENGINE
2.0 TDI quattro	Diesel	120	06/16-10/18	DETB

Engine	Information	S10	T10	T20 - T23	T22 - T25
All engines	COL:black, Conn. nr. 4			7.1232 T20	

				ENGINE
2.0 TDI quattro	Diesel	140	06/16-10/18	DESA, DETA

Engine	Information	S10	T10	T20 - T23	T22 - T25
All engines	COL:black, Conn. nr. 4			7.1232 T20	

				ENGINE
2.0 TFSI quattro	Petrol	183	01/17->	DAXC

Engine	Information	S10	T10	T20 - T23	T22 - T25
All engines	COL:brown, Conn. nr. 1, spanner size 24, switch press. 0.55-0.85 bar, thread M10x1.0	7.0132			
All engines	COL:black, Conn. nr. 4			7.1232 T20	

				ENGINE
2.0 TFSI quattro	Petrol	185	06/16->	DAXB, DAYB

Engine	Information	S10	T10	T20 - T23	T22 - T25
Eng. DAXB	COL:brown, Conn. nr. 1, spanner size 24, switch press. 0.55-0.85 bar, thread M10x1.0	7.0132			
All engines	COL:black, Conn. nr. 4			7.1232 T20	

				ENGINE
3.0 TDI quattro	Diesel	210	07/17->	DCPC

Engine	Information	S10	T10	T20 - T23	T22 - T25
All engines	COL:black, Conn. nr. 4			7.1232 T20	

				ENGINE
SQ5 TFSI quattro	Petrol	260	11/16->	CWGD

Engine	Information	S10	T10	T20 - T23	T22 - T25
All engines	COL:blue, Conn. nr. 1, switch press. 0.3-0.6 bar	7.0174			
All engines	COL:black, Conn. nr. 4			7.1232 T20	





Q7 I

				ENGINE
3.0 TDi	Diesel	165	06/09-05/12	CATA





Engine	Information	S10	T10	T20 - T23	T22 - T25
All engines	COL:grey, Conn. nr. 1, spanner size 24, switch press. 0.75-1.05 bar, thread M10x1.0	7.0134			
All engines	COL:green, Conn. nr. 2, switch press. 2.0/2.5 bar	7.0190			

S10 OIL PRESSURE WARNING LIGHT SWITCH	T10 REVERSING LIGHT SWITCH	T20 BRAKE LIGHT SWITCH
T22 SWITCH CLUTCH CONTROL (CRUISE CONTROL)	T23 SWITCH BRAKE ACTUATION (ENGINE TIMING)	T25 SWITCH CLUTCH CONTROL (ENGINE CONTROL)

FUNCTIONS ON THE VEHICLE

Vehicle	alim.	kW	Date	Engine	 S10	 T10	 T20 - T23	 T22 - T25
ENGINE								
3.0 TDI quattro	Diesel	150	05/10-08/15	CJGC, CJMA				
Engine	Information				S10	T10	T20 - T23	T22 - T25
All engines	-> 01/09/10, COL:white, Conn. nr. 1, spanner size 24, switch press. 1.8 bar, thread M10x1.0				7.0045			
All engines	COL:green, Conn. nr. 2, switch press. 2.0/2.5 bar				7.0190			
All engines	01/10/10 ->, COL:grey, Conn. nr. 2, switch press. 0.75-1.05 bar, thread M10x1.0				7.0197			
ENGINE								
3.0 TDI quattro	Diesel	155	03/06-05/10	BUN, CASB				
Engine	Information				S10	T10	T20 - T23	T22 - T25
All engines	COL:grey, Conn. nr. 1, spanner size 24, switch press. 0.75-1.05 bar, thread M10x1.0				7.0134			
All engines	Conn. nr. 4						7.1229 T20	
ENGINE								
3.0 TDI quattro	Diesel	165	06/09-05/12	CATA				
Engine	Information				S10	T10	T20 - T23	T22 - T25
All engines	COL:grey				7.0134			
All engines	COL:green				7.0190			
ENGINE								
3.0 TDI quattro	Diesel	171	03/06-05/08	BUG				
Engine	Information				S10	T10	T20 - T23	T22 - T25
All engines	COL:grey, Conn. nr. 1, spanner size 24, switch press. 0.75-1.05 bar, thread M10x1.0				7.0134			
All engines	Conn. nr. 4						7.1229 T20	
ENGINE								
3.0 TDI quattro	Diesel	176	11/07-08/15	CASA, CCMA, CJGA, CNRB				
Engine	Information				S10	T10	T20 - T23	T22 - T25
All engines	COL:grey, Conn. nr. 1, spanner size 24, switch press. 0.75-1.05 bar, thread M10x1.0				7.0134			
All engines	COL:green, Conn. nr. 2, switch press. 2.0/2.5 bar				7.0190			
All engines	COL:grey, Conn. nr. 2, switch press. 0.75-1.05 bar, thread M10x1.0				7.0197			
All engines	Conn. nr. 4						7.1229 T20	
ENGINE								
3.0 TDI quattro	Diesel	180	05/11-08/15	CJGD, CLZB, CRCA				
Engine	Information				S10	T10	T20 - T23	T22 - T25
All engines	COL:green, Conn. nr. 2, switch press. 2.0/2.5 bar				7.0190			
All engines	COL:grey, Conn. nr. 2, switch press. 0.75-1.05 bar, thread M10x1.0				7.0197			
ENGINE								
3.0 TFSI quattro	Petrol	200	05/10-08/15	CJTC, CJWC				
Engine	Information				S10	T10	T20 - T23	T22 - T25
All engines	COL:grey, Conn. nr. 1, switch press. 0.75-1.05 bar, thread M10x1.0				7.0134			
All engines	COL:grey, Conn. nr. 2, switch press. 2.5-3.2 bar, thread M10x1.0				7.0185			
ENGINE								
3.0 TFSI quattro	Petrol	206	05/11-08/15	CJWE, CTWB				
Engine	Information				S10	T10	T20 - T23	T22 - T25
All engines	COL:grey, Conn. nr. 1, switch press. 0.75-1.05 bar, thread M10x1.0				7.0134			
All engines	COL:grey, Conn. nr. 2, switch press. 2.5-3.2 bar, thread M10x1.0				7.0185			
ENGINE								
3.0 TFSI quattro	Petrol	245	05/10-08/15	CJTB, CJWB, CNA, CTWA				
Engine	Information				S10	T10	T20 - T23	T22 - T25
All engines	COL:grey, Conn. nr. 1, switch press. 0.75-1.05 bar, thread M10x1.0				7.0134			
All engines	COL:grey, Conn. nr. 2, switch press. 2.5-3.2 bar, thread M10x1.0				7.0185			
ENGINE								
3.6 FSI quattro	Petrol	206	08/06-05/10	BHK				
Engine	Information				S10	T10	T20 - T23	T22 - T25
All engines	COL:grey, Conn. nr. 1, switch press. 1.2/1.6 bar, thread M10x1.0				7.0135			
All engines	COL:black, switch press. 1.2/1.6 bar				7.0171			
All engines	Conn. nr. 4						7.1229 T20	
All engines	COL:green						7.1143 T22	

S10	OIL PRESSURE WARNING LIGHT SWITCH	T10	REVERSING LIGHT SWITCH	T20	BRAKE LIGHT SWITCH
T22	SWITCH CLUTCH CONTROL (CRUISE CONTROL)	T23	SWITCH BRAKE ACTUATION (ENGINE TIMING)	T25	SWITCH CLUTCH CONTROL (ENGINE CONTROL)

				FUNCTIONS ON THE VEHICLE					
Vehicle	alim.	kW	Date	Engine	 S10	 T10	 T20 - T23	 T22 - T25	
				ENGINE					
4.2 FSI quattro	Petrol	257	03/06-05/10	BAR					
Engine	Information			S10	T10	T20 - T23	T22 - T25		
All engines	-> 01/10/06, COL:black, Conn. nr. 1, switch press. 1.2-1.6 bar, thread M10x1.0			7.0135					
All engines	01/11/06 ->, COL:black, switch press. 1.2/1.6 bar			7.0171					
All engines	Conn. nr. 4					7.1229	T20		
				ENGINE					
4.2 TDI quattro	Diesel	240	03/07-06/09	BTR					
Engine	Information			S10	T10	T20 - T23	T22 - T25		
All engines	COL:grey, Conn. nr. 1, spanner size 24, switch press. 0.75-1.05 bar, thread M10x1.0			7.0134					
All engines	Conn. nr. 4					7.1229	T20		
				ENGINE					
4.2 TDI quattro	Diesel	250	05/09-08/15	CCFA, CCFC					
Engine	Information			S10	T10	T20 - T23	T22 - T25		
All engines	COL:grey, Conn. nr. 1, spanner size 24, switch press. 0.75-1.05 bar, thread M10x1.0			7.0134					
All engines	COL:green, Conn. nr. 2, switch press. 2.0/2.5 bar			7.0190					
				ENGINE					
6.0 TDI quattro	Diesel	368	09/08-05/14	CCGA					
Engine	Information			S10	T10	T20 - T23	T22 - T25		
All engines	COL:grey, Conn. nr. 1, spanner size 24, switch press. 0.75-1.05 bar, thread M10x1.0			7.0134					
All engines	Conn. nr. 4					7.1229	T20		
				Q7 II					
				ENGINE					
2.0 TFSI	Petrol	185	08/15->	CVJA					
Engine	Information			S10	T10	T20 - T23	T22 - T25		
All engines						7.1232	T20		
				ENGINE					
2.0 TFSI quattro	Petrol	185	08/15->	CYRB					
Engine	Information			S10	T10	T20 - T23	T22 - T25		
All engines	COL:brown, Conn. nr. 1, spanner size 24, switch press. 0.55-0.85 bar, thread M10x1.0			7.0132					
All engines	-> 01/06/18, COL:black, Conn. nr. 4					7.1232	T20		
				ENGINE					
3.0 TDI e-tron quattro	Diesel/ Electro	190	08/15->	CVZA					
Engine	Information			S10	T10	T20 - T23	T22 - T25		
All engines	-> 01/06/18, COL:black, Conn. nr. 4					7.1232	T20		
				ENGINE					
3.0 TDI quattro	Diesel	155	08/15->	CRTE, CZZA, CZZB					
Engine	Information			S10	T10	T20 - T23	T22 - T25		
All engines	-> 01/06/18, COL:black, Conn. nr. 4					7.1232	T20		
				ENGINE					
3.0 TDI quattro	Diesel	160	05/15->	CRTE, CZZA, CZZB					
Engine	Information			S10	T10	T20 - T23	T22 - T25		
All engines	-> 01/06/18, COL:black, Conn. nr. 4					7.1232	T20		
				ENGINE					
3.0 TDI quattro	Diesel	183	06/15->	CVMD					
Engine	Information			S10	T10	T20 - T23	T22 - T25		
All engines	-> 01/06/18, COL:black, Conn. nr. 4					7.1232	T20		
				ENGINE					
3.0 TDI quattro	Diesel	190	08/15->	CUEA					
Engine	Information			S10	T10	T20 - T23	T22 - T25		
All engines	-> 01/06/18, COL:black, Conn. nr. 4					7.1232	T20		
				ENGINE					
3.0 TDI quattro	Diesel	200	06/15->	CRTC					
Engine	Information			S10	T10	T20 - T23	T22 - T25		
All engines	-> 01/06/18, COL:black, Conn. nr. 4					7.1232	T20		
				ENGINE					
3.0 TFSI quattro	Petrol	245	01/15->	CREC					
Engine	Information			S10	T10	T20 - T23	T22 - T25		
All engines	-> 01/06/18, COL:black, Conn. nr. 4					7.1232	T20		
				ENGINE					
S10	OIL PRESSURE WARNING LIGHT SWITCH			T10	REVERSING LIGHT SWITCH			T20	BRAKE LIGHT SWITCH
T22	SWITCH CLUTCH CONTROL (CRUISE CONTROL)			T23	SWITCH BRAKE ACTUATION (ENGINE TIMING)			T25	SWITCH CLUTCH CONTROL (ENGINE CONTROL)

FUNCTIONS ON THE VEHICLE

Vehicle	alim.	kW	Date	Engine	 S10	 T10	 T20 - T23	 T22 - T25
---------	-------	----	------	--------	---	---	--	---

				ENGINE
SQ7 TDI quattro	Diesel	320	04/16->	CZAC

Engine	Information	S10	T10	T20 - T23	T22 - T25
All engines	-> 01/06/18, COL:black, Conn. nr. 4			7.1232 T20	

				ENGINE
--	--	--	--	--------

3.0 50 TDI Mild Hybrid quattro	Diesel/ Electro	210	07/18->	DHXA
---------------------------------------	--------------------	------------	---------	-------------

Engine	Information	S10	T10	T20 - T23	T22 - T25
All engines	-> 01/05/18, COL:black, Conn. nr. 4			7.1232 T20	

				ENGINE
3.0 55 TFSI Mild Hybrid quattro	Petrol/ Electro	250	02/18->	DCBD

Engine	Information	S10	T10	T20 - T23	T22 - T25
All engines	COL:blue, Conn. nr. 1, FP Rear, switch press. 0.3-0.6 bar	7.0174			
All engines	-> 01/05/18, COL:black, Conn. nr. 4			7.1232 T20	

				ENGINE
3.0 TDI quattro	Diesel	183	02/18->	CVMD

Engine	Information	S10	T10	T20 - T23	T22 - T25
All engines	-> 01/05/18, COL:black, Conn. nr. 4			7.1232 T20	

				ENGINE
--	--	--	--	--------

4.2 FSI quattro	Petrol	309	04/07-09/10	BYH
------------------------	--------	------------	-------------	------------

Engine	Information	S10	T10	T20 - T23	T22 - T25
All engines	COL:black, switch press. 1.2/1.6 bar	7.0171			
All engines	thread M14x1.5		7.6256		
All engines	01/02/08 ->, COL:black, Conn. nr. 4			7.1228 T20	
All engines	-> 01/01/08, Conn. nr. 4, thread M12x1.5			7.1229 T20	
All engines	Conn. nr. 5				7.1309 T22

				ENGINE
4.2 FSI quattro	Petrol	316	07/10-07/15	CNDA

Engine	Information	S10	T10	T20 - T23	T22 - T25
All engines	COL:black, switch press. 1.2/1.6 bar	7.0171			
All engines	thread M14x1.5		7.6256		
All engines	COL:black, Conn. nr. 4			7.1228 T20	
All engines	Conn. nr. 5				7.1309 T22

				ENGINE
5.2 FSI quattro	Petrol	386	04/09-07/15	BUJ, CTYA

Engine	Information	S10	T10	T20 - T23	T22 - T25
All engines	COL:black, switch press. 1.2/1.6 bar	7.0171			
All engines	thread M14x1.5		7.6256		
All engines	COL:black, Conn. nr. 4			7.1228 T20	
All engines	Conn. nr. 5				7.1309 T22, T25

				ENGINE
5.2 FSI quattro	Petrol	397	07/15->	CSPB

Engine	Information	S10	T10	T20 - T23	T22 - T25
All engines	COL:black, switch press. 1.2/1.6 bar	7.0171			

				ENGINE
5.2 FSI quattro	Petrol	404	05/12-07/15	CTPA

Engine	Information	S10	T10	T20 - T23	T22 - T25
All engines	COL:black, switch press. 1.2/1.6 bar	7.0171			
All engines	bolted, Conn. nr. 2, spanner size 22, thread M14x1.5		7.6256		
All engines	COL:black, Conn. nr. 4			7.1228 T20	
All engines	Conn. nr. 5				7.1309 T22

				ENGINE
5.2 FSI quattro	Petrol	412	11/10-07/15	CMPA

Engine	Information	S10	T10	T20 - T23	T22 - T25
All engines	COL:black, switch press. 1.2/1.6 bar	7.0171			
All engines			7.6256		7.1309 T22
All engines	COL:black, Conn. nr. 4			7.1228 T20	

S10 OIL PRESSURE WARNING LIGHT SWITCH	T10 REVERSING LIGHT SWITCH	T20 BRAKE LIGHT SWITCH
T22 SWITCH CLUTCH CONTROL (CRUISE CONTROL)	T23 SWITCH BRAKE ACTUATION (ENGINE TIMING)	T25 SWITCH CLUTCH CONTROL (ENGINE CONTROL)

FUNCTIONS ON THE VEHICLE

Vehicle	alim.	kW	Date	Engine	 S10	 T10	 T20 - T23	 T22 - T25
---------	-------	----	------	--------	---	---	--	---

				ENGINE
5.2 FSI quattro	Petrol	419	07/14-07/15	CTPB

Engine	Information	S10	T10	T20 - T23	T22 - T25
All engines	COL:black, switch press. 1.2/1.6 bar	7.0171			
All engines	COL:black, Conn. nr. 4			7.1228 T20	

				ENGINE
5.2 FSI quattro	Petrol	449	07/15->	CSPA

Engine	Information	S10	T10	T20 - T23	T22 - T25
All engines	COL:black, switch press. 1.2/1.6 bar	7.0171			

				ENGINE
5.2 FSI RWS	Petrol	397	09/17->	DKAB

Engine	Information	S10	T10	T20 - T23	T22 - T25
All engines	COL:black, switch press. 1.2/1.6 bar	7.0171			

				ENGINE
2.0 TFSi [ExtraEU]	Petrol	215	07/15->	CYFB

Engine	Information	S10	T10	T20 - T23	T22 - T25
All engines	COL:brown, Conn. nr. 1, spanner size 24, switch press. 0.55-0.85 bar, thread M10x1.0	7.0132			
All engines	COL:blue, Conn. nr. 1, switch press. 2.15-2.95 bar, thread M10x1	7.0192			
All engines	COL:black, Conn. nr. 4			7.1232 T20	

				ENGINE
1.8	Petrol	132	10/98-06/06	AJQ, APP, ARY, ATC, AUQ

Engine	Information	S10	T10	T20 - T23	T22 - T25
All engines	COL:black, Conn. nr. 1, switch press. 1.2-1.6 bar, thread M10x1.0	7.0135			
All engines	COL:black, Conn. nr. 2, thread M12x1.5, without adapter		7.6215		
All engines	Conn. nr. 4			7.1151 T20	
All engines	->ch. 8N1010000, COL:green				7.1143 T22
All engines	ch. 8N1010001 ->, COL:blue, Conn. nr. 4				7.1220 T22

				ENGINE
1.8	Petrol	165	10/98-06/06	APX, BAM

Engine	Information	S10	T10	T20 - T23	T22 - T25
All engines	COL:black, Conn. nr. 1, switch press. 1.2-1.6 bar, thread M10x1.0	7.0135			
All engines	COL:black, Conn. nr. 2, thread M12x1.5, without adapter		7.6215		
All engines	Conn. nr. 4			7.1151 T20	

				ENGINE
1.8 T	Petrol	110	01/01-06/06	AUM

Engine	Information	S10	T10	T20 - T23	T22 - T25
All engines	COL:black, Conn. nr. 1, switch press. 1.2-1.6 bar, thread M10x1.0	7.0135			
All engines	with adapter		7.6193		
All engines	Conn. nr. 4			7.1151 T20	
All engines	->ch. 8N-1-010 000				7.1143 T22
All engines	FOR:(MEX), MODEL FROM:2003				7.1152 T22
All engines	ch. 8N-1-010 001 ->				7.1220 T22

				ENGINE
1.8 T	Petrol	120	09/05-06/06	BVP

Engine	Information	S10	T10	T20 - T23	T22 - T25
All engines	COL:black, Conn. nr. 1, switch press. 1.2-1.6 bar, thread M10x1.0	7.0135			
All engines	COL:black, Conn. nr. 2, thread M12x1.5, without adapter		7.6215		
All engines	Conn. nr. 4			7.1151 T20	
All engines	FOR:(MEX)				7.1152 T22
All engines					7.1220 T22

				ENGINE
1.8 T	Petrol	132	10/99-06/06	AJQ, APP, ARY, ATC, AUQ

Engine	Information	S10	T10	T20 - T23	T22 - T25
All engines	COL:black, Conn. nr. 1, switch press. 1.2-1.6 bar, thread M10x1.0	7.0135			
All engines	COL:black, Conn. nr. 2, thread M12x1.5, without adapter		7.6215		
All engines	Conn. nr. 4			7.1151 T20	
All engines	->ch. 8N1010000, COL:green				7.1143 T22
All engines	ch. 8N1010001 ->, COL:blue, Conn. nr. 4				7.1220 T22

S10	OIL PRESSURE WARNING LIGHT SWITCH	T10	REVERSING LIGHT SWITCH	T20	BRAKE LIGHT SWITCH
T22	SWITCH CLUTCH CONTROL (CRUISE CONTROL)	T23	SWITCH BRAKE ACTUATION (ENGINE TIMING)	T25	SWITCH CLUTCH CONTROL (ENGINE CONTROL)

FUNCTIONS ON THE VEHICLE

Vehicle	alim.	kW	Date	Engine	 S10	 T10	 T20 - T23	 T22 - T25
---------	-------	----	------	--------	---	---	--	---

				ENGINE
1.8 T	Petrol	140	09/05-06/06	BVR

Engine	Information	S10	T10	T20 - T23	T22 - T25
All engines	COL:black, Conn. nr. 1, switch press. 1.2-1.6 bar, thread M10x1.0	7.0135			
All engines	with adapter		7.6193		
All engines	Conn. nr. 4			7.1151 T20	
All engines	FOR:(MEX)				7.1152 T22
All engines					7.1220 T22

				ENGINE
1.8 T quattro	Petrol	132	02/00-06/06	AJQ, ARY, AUQ

Engine	Information	S10	T10	T20 - T23	T22 - T25
All engines	COL:black, Conn. nr. 1, switch press. 1.2-1.6 bar, thread M10x1.0	7.0135			
All engines	COL:black, Conn. nr. 2, thread M12x1.5, without adapter		7.6215		
All engines	Conn. nr. 4			7.1151 T20	
All engines	->ch. 8N1010000, COL:green				7.1143 T22
All engines	ch. 8N1010001 ->, COL:blue, Conn. nr. 4				7.1220 T22

				ENGINE
1.8 T quattro	Petrol	140	09/05-06/06	BVR

Engine	Information	S10	T10	T20 - T23	T22 - T25
All engines	COL:black, Conn. nr. 1, switch press. 1.2-1.6 bar, thread M10x1.0	7.0135			
All engines	COL:black, Conn. nr. 2, thread M12x1.5, without adapter		7.6215		
All engines	Conn. nr. 4			7.1151 T20	
All engines	FOR:(MEX)				7.1152 T22
All engines					7.1220 T22

				ENGINE
1.8 T quattro	Petrol	165	10/98-06/06	APX, BAM

Engine	Information	S10	T10	T20 - T23	T22 - T25
All engines	COL:black, Conn. nr. 1, switch press. 1.2-1.6 bar, thread M10x1.0	7.0135			
All engines	COL:black, Conn. nr. 2, thread M12x1.5, without adapter		7.6215		
All engines	Conn. nr. 4			7.1151 T20	
All engines	->ch. 8N-1-010 000				7.1143 T22
Eng. BAM	FOR:(MEX)				7.1152 T22
All engines	ch. 8N-1-010 001 ->				7.1220 T22

				ENGINE
1.8 T quattro	Petrol	176	03/05-06/06	BFV

Engine	Information	S10	T10	T20 - T23	T22 - T25
All engines	COL:black, Conn. nr. 1, switch press. 1.2-1.6 bar, thread M10x1.0	7.0135			
All engines	COL:black, Conn. nr. 2, thread M12x1.5, without adapter		7.6215		
All engines	Conn. nr. 4			7.1151 T20	
All engines	FOR:(MEX)				7.1152 T22
All engines					7.1220 T22

				ENGINE
3.2 VR6 quattro	Petrol	184	07/03-06/06	BHE, BPF

Engine	Information	S10	T10	T20 - T23	T22 - T25
All engines	COL:grey, Conn. nr. 1, spanner size 24, switch press. 0.75-1.05 bar, thread M10x1.0	7.0134			
Eng. BPF	COL:black		7.6215		
All engines	COL:brown, Conn. nr. 2, without adapter		7.6266		
Eng. BHE	Conn. nr. 4			7.1151 T20	
Eng. BPF				7.1230 T20	
All engines	FOR:(MEX)				7.1152 T22
All engines	COL:blue, Conn. nr. 4				7.1220 T22

				ENGINE
1.8 TFSI	Petrol	118	06/08-06/14	CDA

Engine	Information	S10	T10	T20 - T23	T22 - T25
All engines	COL:brown, Conn. nr. 1, spanner size 24, switch press. 0.55-0.85 bar, thread M10x1.0	7.0132			
All engines	COL:blue, Conn. nr. 2, switch press. 2.15/2.95 bar, switch press. 2.15-2.95 bar, thread M10x1.0	7.0192			
All engines	COL:black, Conn. nr. 2, thread M12x1.5, without adapter		7.6215		
All engines	COL:black, Conn. nr. 4			7.1232 T20	
All engines					7.1309 T22

S10 OIL PRESSURE WARNING LIGHT SWITCH	T10 REVERSING LIGHT SWITCH	T20 BRAKE LIGHT SWITCH
T22 SWITCH CLUTCH CONTROL (CRUISE CONTROL)	T23 SWITCH BRAKE ACTUATION (ENGINE TIMING)	T25 SWITCH CLUTCH CONTROL (ENGINE CONTROL)

FUNCTIONS ON THE VEHICLE

Vehicle	alim.	kW	Date	Engine	 S10	 T10	 T20 - T23	 T22 - T25
---------	-------	----	------	--------	---	---	--	---

				ENGINE
2.0 TDI quattro	Diesel	125	06/08-06/14	CBBB, CFGB

Engine	Information	S10	T10	T20 - T23	T22 - T25
Eng. CBBB	COL:brown, Conn. nr. 1, spanner size 24, switch press. 0.55-0.85 bar, thread M10x1.0	7.0132			
Eng. CFGB	COL:green, Conn. nr. 1, spanner size 24, switch press. 0.3-0.6 bar, thread M10x1	7.0139			
All engines	COL:brown, Conn. nr. 2, without adapter		7.6266		
All engines	COL:black, Conn. nr. 4			7.1232 T20	
All engines					7.1309 T22

				ENGINE
2.0 TFSI	Petrol	147	08/06-06/10	BPY, BWA, CCTA

Engine	Information	S10	T10	T20 - T23	T22 - T25
Eng. CCTA		7.0135			
Eng. BPY, BWA	COL:black, Conn. nr. 2, switch press. 1.2-1.6 bar, thread M10x1.0	7.0168			
Eng. BPY, BWA	COL:brown, Conn. nr. 2, without adapter		7.6266		
All engines	COL:black, Conn. nr. 4			7.1232 T20	
Eng. BWA					7.1309 T22

				ENGINE
2.0 TFSI	Petrol	155	05/10-06/14	CESA

Engine	Information	S10	T10	T20 - T23	T22 - T25
All engines	COL:brown, Conn. nr. 1, spanner size 24, switch press. 0.55-0.85 bar, thread M10x1.0	7.0132			
All engines	COL:blue, Conn. nr. 2, switch press. 2.15-2.95 bar, thread M10x1.0	7.0192			
All engines	COL:brown, Conn. nr. 2, without adapter		7.6266		
All engines	COL:black, Conn. nr. 4			7.1232 T20	
All engines					7.1309 T22

				ENGINE
2.0 TFSI quattro	Petrol	147	06/08-06/10	BWA, CCZA

Engine	Information	S10	T10	T20 - T23	T22 - T25
Eng. CCZA	COL:brown, Conn. nr. 1, spanner size 24, switch press. 0.55-0.85 bar, thread M10x1.0	7.0132			
Eng. BWA		7.0168	7.6266		7.1309 T22
Eng. CCZA	COL:blue, Conn. nr. 2, switch press. 2.15-2.95 bar, thread M10x1.0	7.0192			
All engines	COL:black, Conn. nr. 4			7.1232 T20	

				ENGINE
2.0 TFSI quattro	Petrol	155	05/10-06/14	CESA, CETA

Engine	Information	S10	T10	T20 - T23	T22 - T25
All engines	COL:brown, Conn. nr. 1, spanner size 24, switch press. 0.55-0.85 bar, thread M10x1.0	7.0132			
All engines	COL:blue, Conn. nr. 2, switch press. 2.15-2.95 bar, thread M10x1.0	7.0192			
All engines	COL:brown, Conn. nr. 2, without adapter		7.6266		
All engines	COL:black, Conn. nr. 4			7.1232 T20	
All engines					7.1309 T22

				ENGINE
2.0 TTS quattro	Petrol	195	05/08-06/14	CDLA, CDMA

Engine	Information	S10	T10	T20 - T23	T22 - T25
All engines	COL:black, Conn. nr. 2, switch press. 1.2-1.6 bar, thread M10x1.0	7.0168			
All engines	COL:brown, Conn. nr. 2, without adapter		7.6266		
All engines	COL:black, Conn. nr. 4			7.1232 T20	
All engines	Conn. nr. 5				7.1309 T22, T25

				ENGINE
2.0 TTS quattro	Petrol	200	05/08-06/14	COLB

Engine	Information	S10	T10	T20 - T23	T22 - T25
All engines	COL:black, Conn. nr. 2, switch press. 1.2-1.6 bar, thread M10x1.0	7.0168			
All engines	COL:brown, Conn. nr. 2, without adapter		7.6266		
All engines	COL:black, Conn. nr. 4			7.1232 T20	
All engines					7.1309 T22

				ENGINE
2.5 RS quattro	Petrol	250	07/09-06/14	CEPA

Engine	Information	S10	T10	T20 - T23	T22 - T25
All engines	-> 01/08/10, COL:black, Conn. nr. 2, switch press. 1.2-1.6 bar, thread M10x1.0	7.0168			

S10 OIL PRESSURE WARNING LIGHT SWITCH	T10 REVERSING LIGHT SWITCH	T20 BRAKE LIGHT SWITCH
T22 SWITCH CLUTCH CONTROL (CRUISE CONTROL)	T23 SWITCH BRAKE ACTUATION (ENGINE TIMING)	T25 SWITCH CLUTCH CONTROL (ENGINE CONTROL)

FUNCTIONS ON THE VEHICLE

Vehicle	alim.	kW	Date	Engine	 S10	 T10	 T20 - T23	 T22 - T25
---------	-------	----	------	--------	---	---	--	---

				ENGINE
2.5 RS quattro	Petrol	250	07/09-06/14	CEPA

Engine	Information	S10	T10	T20 - T23	T22 - T25
All engines	01/09/10 ->, COL:blue, Conn. nr. 2, switch press. 2.15-2.95 bar, thread M10x1.0	7.0192			
All engines	COL:brown, Conn. nr. 2, without adapter		7.6266		
All engines	COL:black, Conn. nr. 4			7.1232	T20
All engines					7.1309 T22

				ENGINE
2.5 RS quattro	Petrol	265	05/11-06/14	CEPB

Engine	Information	S10	T10	T20 - T23	T22 - T25
All engines	COL:black, Conn. nr. 2, switch press. 1.2-1.6 bar, thread M10x1.0	7.0168			
All engines	COL:blue, Conn. nr. 2, switch press. 2.15-2.95 bar, thread M10x1.0	7.0192			
All engines	COL:brown, Conn. nr. 2, without adapter		7.6266		
All engines	COL:black, Conn. nr. 4			7.1232	T20
All engines	Conn. nr. 5				7.1309 T22, T25

				ENGINE
3.2 V6 quattro	Petrol	184	08/06-06/10	BUB

Engine	Information	S10	T10	T20 - T23	T22 - T25
All engines	->ch. 8J9031700, ch. 8J9031701 ->, COL:grey, Conn. nr. 1, spanner size 24, switch press. 0.75-1.05 bar, thread M10x1.0	7.0134			
All engines	COL:brown, Conn. nr. 2, without adapter		7.6266		
All engines	COL:black, Conn. nr. 4			7.1232	T20
All engines					7.1309 T22

				ENGINE
1.8 TFSI	Petrol	132	08/15->	CJSA, CJSB

Engine	Information	S10	T10	T20 - T23	T22 - T25
All engines	COL:brown, Conn. nr. 1, spanner size 24, switch press. 0.55-0.85 bar, thread M10x1.0	7.0132			
All engines	COL:blue, Conn. nr. 1, switch press. 2.15-2.95 bar, thread M10x1	7.0192			
Eng. CJSB	COL:black		7.6215		
All engines	COL:brown, Conn. nr. 2, without adapter		7.6266		
All engines	COL:black, Conn. nr. 4			7.1232	T20

				ENGINE
2.0 TDI	Diesel	135	07/14->	CUNA

Engine	Information	S10	T10	T20 - T23	T22 - T25
All engines	COL:black		7.6215		
All engines	COL:brown, Conn. nr. 2, without adapter		7.6266		
All engines	COL:black, Conn. nr. 4			7.1232	T20

				ENGINE
2.0 TDI quattro	Diesel	135	01/17->	CUNA

Engine	Information	S10	T10	T20 - T23	T22 - T25
All engines	COL:black, Conn. nr. 4			7.1232	T20





				ENGINE
2.0 TFSI	Petrol	169	07/14->	CHHC

Engine	Information	S10	T10	T20 - T23	T22 - T25
All engines	COL:brown, Conn. nr. 1, spanner size 24, switch press. 0.55-0.85 bar, thread M10x1.0	7.0132			
All engines	COL:blue, Conn. nr. 1, switch press. 2.15-2.95 bar, thread M10x1	7.0192			
All engines	COL:brown, Conn. nr. 2, without adapter		7.6266		
All engines	COL:black, Conn. nr. 4			7.1232	T20

				ENGINE
2.0 TFSI quattro	Petrol	162	04/15->	CNTC

Engine	Information	S10	T10	T20 - T23	T22 - T25
All engines	COL:brown	7.0132	7.6266		
All engines	COL:blue	7.0192			
All engines	COL:black		7.6215		
All engines				7.1232	T20

S10 OIL PRESSURE WARNING LIGHT SWITCH	T10 REVERSING LIGHT SWITCH	T20 BRAKE LIGHT SWITCH
T22 SWITCH CLUTCH CONTROL (CRUISE CONTROL)	T23 SWITCH BRAKE ACTUATION (ENGINE TIMING)	T25 SWITCH CLUTCH CONTROL (ENGINE CONTROL)

Vehicle	alim.	kW	Date	Engine	FUNCTIONS ON THE VEHICLE			
					 S10	 T10	 T20 - T23	 T22 - T25

				ENGINE
2.0 TFSI quattro	Petrol	169	07/14->	CHHC

Engine	Information	S10	T10	T20 - T23	T22 - T25
All engines	COL:brown, Conn. nr. 1, spanner size 24, switch press. 0.55-0.85 bar, thread M10x1.0	7.0132			
All engines	COL:blue, Conn. nr. 1, switch press. 2.15-2.95 bar, thread M10x1	7.0192			
All engines	COL:black		7.6215		
All engines	COL:brown		7.6266		
All engines	COL:black, Conn. nr. 4			7.1232	T20

				ENGINE
2.0 TFSI quattro	Petrol	215	07/15->	CYFB

Engine	Information	S10	T10	T20 - T23	T22 - T25
All engines	COL:brown	7.0132	7.6266		
All engines	COL:blue	7.0192			
All engines	COL:black		7.6215		
All engines				7.1232	T20

				ENGINE
2.0 TTS quattro	Petrol	210	02/15->	CJXF

Engine	Information	S10	T10	T20 - T23	T22 - T25
All engines	COL:brown, Conn. nr. 1, spanner size 24, switch press. 0.55-0.85 bar, thread M10x1.0	7.0132			
All engines	COL:blue, Conn. nr. 1, switch press. 2.15-2.95 bar, thread M10x1	7.0192			
All engines	COL:black		7.6215		
All engines	COL:brown		7.6266		
All engines	COL:black, Conn. nr. 4			7.1232	T20

				ENGINE
2.0 TTS quattro	Petrol	228	11/14->	CJXG

Engine	Information	S10	T10	T20 - T23	T22 - T25
All engines	COL:brown, Conn. nr. 1, spanner size 24, switch press. 0.55-0.85 bar, thread M10x1.0	7.0132			
All engines	COL:blue, Conn. nr. 1, switch press. 2.15-2.95 bar, thread M10x1	7.0192			
All engines	COL:brown, Conn. nr. 2, without adapter		7.6266		
All engines	COL:black, Conn. nr. 4			7.1232	T20

				ENGINE
2.5 RS quattro	Petrol	294	10/16->	DAZA

Engine	Information	S10	T10	T20 - T23	T22 - T25
All engines	COL:black, Conn. nr. 4			7.1232	T20

V8

				ENGINE
3.6 quattro	Petrol	180	04/93-02/94	PT

Engine	Information	S10	T10	T20 - T23	T22 - T25
All engines		7.0108			
All engines	man 5 speed		7.6010		
All engines	man 6 speed		7.6099		

				ENGINE
3.6 quattro	Petrol	184	10/88-02/94	PT




Engine	Information	S10	T10	T20 - T23	T22 - T25
All engines		7.0108		7.1087	T20
All engines	man 5 speed		7.6010		
All engines	man 6 speed		7.6099		

				ENGINE
4.2 quattro	Petrol	206	10/91-02/94	ABH

Engine	Information	S10	T10	T20 - T23	T22 - T25
All engines		7.0108		7.1087	T20
All engines	man 6 speed		7.6099		

S10 OIL PRESSURE WARNING LIGHT SWITCH	T10 REVERSING LIGHT SWITCH	T20 BRAKE LIGHT SWITCH
T22 SWITCH CLUTCH CONTROL (CRUISE CONTROL)	T23 SWITCH BRAKE ACTUATION (ENGINE TIMING)	T25 SWITCH CLUTCH CONTROL (ENGINE CONTROL)

FUNCTIONS ON THE VEHICLE

Vehicle	alim.	kW	Date	Engine				
					S10	T10	T20 - T23	T22 - T25

MONTEGO

1.3	Petrol	50	10/84-08/88	ENGINE --, 12 HL
-----	--------	----	-------------	---------------------

Engine	Information	S10	T10	T20 - T23	T22 - T25
All engines		7.0027	7.6009	7.1034 T20	

1.6 LS	Petrol	61	10/84-08/88	ENGINE 16 HC37
--------	--------	----	-------------	-------------------

Engine	Information	S10	T10	T20 - T23	T22 - T25
All engines		7.0027	7.6093	7.1034 T20	

1.6 LS,HL	Petrol	61	04/84-08/88	ENGINE 16 HC37
-----------	--------	----	-------------	-------------------

Engine	Information	S10	T10	T20 - T23	T22 - T25
All engines		7.0027	7.6093	7.1034 T20	





2.0	Petrol	74	04/84-08/88	ENGINE 20 HSC
-----	--------	----	-------------	------------------

Engine	Information	S10	T10	T20 - T23	T22 - T25
All engines		7.0027	7.6093	7.1034 T20	
All engines	+air conditioning	7.0068			

2.0 Turbo	Petrol	110	04/84-08/88	ENGINE 20 HC85
-----------	--------	-----	-------------	-------------------

Engine	Information	S10	T10	T20 - T23	T22 - T25
All engines		7.0027	7.6093	7.1034 T20	

S10	OIL PRESSURE WARNING LIGHT SWITCH	T10	REVERSING LIGHT SWITCH	T20	BRAKE LIGHT SWITCH
T22	SWITCH CLUTCH CONTROL (CRUISE CONTROL)	T23	SWITCH BRAKE ACTUATION (ENGINE TIMING)	T25	SWITCH CLUTCH CONTROL (ENGINE CONTROL)

Vehicle	alim.	kW	Date	Engine	FUNCTIONS ON THE VEHICLE			
					 S10	 T10	 T20 - T23	 T22 - T25

A 112

ENGINE				
0.9	Petrol	32	10/69-12/72	A112A 5.000

Engine	Information	S10	T10	T20 - T23	T22 - T25
All engines		7.0060			

ENGINE				
0.9	Petrol	33	01/76-12/78	--, A112A 5.000

Engine	Information	S10	T10	T20 - T23	T22 - T25
All engines		7.0060			

ENGINE				
0.9 E	Petrol	34	01/73-12/77	--, A112A 5.000

Engine	Information	S10	T10	T20 - T23	T22 - T25
All engines		7.0060			

ENGINE				
0.9 Junior	Petrol	31	07/75-12/85	A112A 5.000, A112B2.000

Engine	Information	S10	T10	T20 - T23	T22 - T25
All engines		7.0060			

ENGINE				
1.0 Abarth	Petrol	43	09/71-12/75	A112A1.000

Engine	Information	S10	T10	T20 - T23	T22 - T25
All engines		7.0060			

ENGINE				
1.0 Abarth	Petrol	51	01/74-12/84	A112A2.000

Engine	Information	S10	T10	T20 - T23	T22 - T25
All engines		7.0060			

ENGINE				
1.0 E, Elite, LX	Petrol	35	11/77-12/85	A112B1.000

Engine	Information	S10	T10	T20 - T23	T22 - T25
All engines		7.0060			

S10	OIL PRESSURE WARNING LIGHT SWITCH	T10	REVERSING LIGHT SWITCH	T20	BRAKE LIGHT SWITCH
T22	SWITCH CLUTCH CONTROL (CRUISE CONTROL)	T23	SWITCH BRAKE ACTUATION (ENGINE TIMING)	T25	SWITCH CLUTCH CONTROL (ENGINE CONTROL)

Vehicle	alim.	kW	Date	Engine	 S10	 T10	 T20 - T23	 T22 - T25
---------	-------	----	------	--------	---	---	--	---

BENTAYGA

4.0 D	Diesel	320	01/17->	ENGINE CZAC
-------	--------	-----	---------	----------------

Engine	Information	S10	T10	T20 - T23	T22 - T25
All engines				7.1232	T20

6.0	Petrol	447	10/15->	ENGINE DDBB
-----	--------	-----	---------	----------------

Engine	Information	S10	T10	T20 - T23	T22 - T25
All engines	org. ALTERN DRIVE SYST(-), PR. OKO			7.1232	T20

CONTINENTAL

4.0	Petrol	373	09/11->	ENGINE CMMC, CYCB
-----	--------	-----	---------	----------------------

Engine	Information	S10	T10	T20 - T23	T22 - T25
All engines	01/09/13 ->, Conn. nr. 1, switch press. 0, 3-0, 6 bar, thread M10X1	7.0174			
All engines	-> 01/08/13, COL:black, Conn. nr. 1, switch press. 0.3-0.6 bar, thread M10X1	7.0196			
All engines	01/09/13 ->, COL:pale blue, Conn. nr. 1, switch press. 2, 7-3, 4 bar	7.0212			
All engines	COL:black, Conn. nr. 4			7.1229	T20

4.0 FLEX	Petrol/ Ethanol	388	12/13->	ENGINE CMMD, CYCA
----------	--------------------	-----	---------	----------------------

Engine	Information	S10	T10	T20 - T23	T22 - T25
All engines	01/09/13 ->, Conn. nr. 1, switch press. 0, 3-0, 6 bar, thread M10X1	7.0174			
All engines	-> 01/08/13, COL:black, Conn. nr. 1, switch press. 0.3-0.6 bar, thread M10X1	7.0196			
All engines	01/09/13 ->, COL:pale blue, Conn. nr. 1, switch press. 2, 7-3, 4 bar	7.0212			
All engines	COL:black, Conn. nr. 4			7.1229	T20

4.0 FLEX	Petrol/ Ethanol	426	10/14->	ENGINE DCCA
----------	--------------------	-----	---------	----------------

Engine	Information	S10	T10	T20 - T23	T22 - T25
All engines	Conn. nr. 1, switch press. 0, 3-0, 6 bar, thread M10X1	7.0174			
All engines	COL:pale blue, Conn. nr. 1, switch press. 2, 7-3, 4 bar	7.0212			
All engines	COL:black, Conn. nr. 4			7.1229	T20

4.0 FLEX AWD	Petrol/ Ethanol	373	04/12->	ENGINE CMMC, CYCB
--------------	--------------------	-----	---------	----------------------

Engine	Information	S10	T10	T20 - T23	T22 - T25
All engines	01/09/13 ->, Conn. nr. 1, switch press. 0, 3-0, 6 bar, thread M10X1	7.0174			
All engines	-> 01/08/13, COL:black, Conn. nr. 1, switch press. 0.3-0.6 bar, thread M10X1	7.0196			
All engines	01/09/13 ->, COL:pale blue, Conn. nr. 1, switch press. 2, 7-3, 4 bar	7.0212			
All engines	COL:black, Conn. nr. 4			7.1229	T20

4.0 FLEX AWD	Petrol/ Ethanol	388	12/13->	ENGINE CMMD, CYCA
--------------	--------------------	-----	---------	----------------------

Engine	Information	S10	T10	T20 - T23	T22 - T25
All engines	Conn. nr. 1, switch press. 0, 3-0, 6 bar, thread M10X1	7.0174			
All engines	COL:pale blue, Conn. nr. 1, switch press. 2, 7-3, 4 bar	7.0212			
All engines	COL:black, Conn. nr. 4			7.1229	T20





4.0 FlexFuel [ExtraEU]	Petrol/ Ethanol	373	04/12->	ENGINE CMMC
------------------------	--------------------	-----	---------	----------------

Engine	Information	S10	T10	T20 - T23	T22 - T25
All engines	01/09/13 ->, Conn. nr. 1, switch press. 0, 3-0, 6 bar, thread M10X1	7.0174			
All engines	-> 01/08/13, COL:black, Conn. nr. 1, switch press. 0.3-0.6 bar, thread M10X1	7.0196			
All engines	01/09/13 ->, COL:pale blue, Conn. nr. 1, switch press. 2, 7-3, 4 bar	7.0212			
All engines	COL:black, Conn. nr. 4			7.1229	T20

4.0 GT	Petrol	373	04/12->	ENGINE CMMC, CYCB
--------	--------	-----	---------	----------------------





Engine	Information	S10	T10	T20 - T23	T22 - T25
All engines	01/09/13 ->, Conn. nr. 1, switch press. 0, 3-0, 6 bar, thread M10X1	7.0174			

S10 OIL PRESSURE WARNING LIGHT SWITCH	T10 REVERSING LIGHT SWITCH	T20 BRAKE LIGHT SWITCH
T22 SWITCH CLUTCH CONTROL (CRUISE CONTROL)	T23 SWITCH BRAKE ACTUATION (ENGINE TIMING)	T25 SWITCH CLUTCH CONTROL (ENGINE CONTROL)

				FUNCTIONS ON THE VEHICLE				
Vehicle	alim.	kW	Date	Engine	 S10	 T10	 T20 - T23	 T22 - T25
ENGINE								
4.0 GT	Petrol	373	04/12->	CMMC, CYCB				
Engine	Information			S10	T10	T20 - T23	T22 - T25	
All engines	-> 01/08/13, COL:black, Conn. nr. 1, switch press. 0.3-0.6 bar, thread M10X1			7.0196				
All engines	01/09/13 ->, COL:pale blue, Conn. nr. 1, switch press. 2, 7-3, 4 bar			7.0212				
All engines	COL:black, Conn. nr. 4					7.1229	T20	
ENGINE								
6.0	Petrol	412	06/03-12/11	BEB, BWR				
Engine	Information			S10	T10	T20 - T23	T22 - T25	
All engines	COL:black, Conn. nr. 1, switch press. 1.2-1.6 bar, thread M10X1			7.0135				
All engines	COL:black, Conn. nr. 4					7.1229	T20	
ENGINE								
6.0	Petrol	423	01/11-05/15	CKHB, CVAB				
Engine	Information			S10	T10	T20 - T23	T22 - T25	
All engines	COL:black, Conn. nr. 1, switch press. 1.2-1.6 bar, thread M10X1			7.0135				
All engines	COL:black, Conn. nr. 4					7.1229	T20	
ENGINE								
6.0	Petrol	449	09/07-12/11	BWRA				
Engine	Information			S10	T10	T20 - T23	T22 - T25	
All engines	COL:black, Conn. nr. 1, switch press. 1.2-1.6 bar, thread M10X1			7.0135				
All engines	COL:black, Conn. nr. 4					7.1229	T20	
ENGINE								
6.0	Petrol	463	03/10-12/13	BWRB, CKHA				
Engine	Information			S10	T10	T20 - T23	T22 - T25	
All engines	COL:black, Conn. nr. 1, switch press. 1.2-1.6 bar, thread M10X1			7.0135				
All engines	COL:black, Conn. nr. 4					7.1229	T20	
ENGINE								
6.0	Petrol	467	05/15->	CVAC, DBDE				
Engine	Information			S10	T10	T20 - T23	T22 - T25	
All engines	COL:black, Conn. nr. 1, switch press. 1.2-1.6 bar, thread M10X1			7.0135				
All engines	COL:black, Conn. nr. 4					7.1229	T20	
ENGINE								
6.0	Petrol	472	05/16->	DBDD				
Engine	Information			S10	T10	T20 - T23	T22 - T25	
All engines	COL:black, Conn. nr. 1, switch press. 1.2-1.6 bar, thread M10X1			7.0135				
All engines	COL:black, Conn. nr. 4					7.1229	T20	
ENGINE								
6.0 AWD	Petrol	412	12/06->	BEB, BWR, CKHD				
Engine	Information			S10	T10	T20 - T23	T22 - T25	
All engines	COL:black, Conn. nr. 1, switch press. 1.2-1.6 bar, thread M10X1			7.0135				
All engines	01/06/07 ->					7.1228	T20	
All engines	-> 01/05/07					7.1229	T20	
ENGINE								
6.0 AWD	Petrol	423	11/10->	CKHB, CVAB				
Engine	Information			S10	T10	T20 - T23	T22 - T25	
All engines	COL:black, Conn. nr. 1, switch press. 1.2-1.6 bar, thread M10X1			7.0135				
All engines	COL:black, Conn. nr. 4					7.1229	T20	
ENGINE								
6.0 AWD	Petrol	434	08/15->	DBDA				
Engine	Information			S10	T10	T20 - T23	T22 - T25	
All engines	COL:black, Conn. nr. 1, switch press. 1.2-1.6 bar, thread M10X1			7.0135				
All engines	COL:black, Conn. nr. 4					7.1229	T20	
ENGINE								
6.0 AWD	Petrol	460	03/13->	CVAA				
Engine	Information			S10	T10	T20 - T23	T22 - T25	
All engines	COL:black, Conn. nr. 1, switch press. 1.2-1.6 bar, thread M10X1			7.0135				
All engines	COL:black, Conn. nr. 4					7.1229	T20	

S10 OIL PRESSURE WARNING LIGHT SWITCH	T10 REVERSING LIGHT SWITCH	T20 BRAKE LIGHT SWITCH
T22 SWITCH CLUTCH CONTROL (CRUISE CONTROL)	T23 SWITCH BRAKE ACTUATION (ENGINE TIMING)	T25 SWITCH CLUTCH CONTROL (ENGINE CONTROL)

FUNCTIONS ON THE VEHICLE

Vehicle	alim.	kW	Date	Engine	 S10	 T10	 T20 - T23	 T22 - T25
---------	-------	----	------	--------	---	---	--	---

ENGINE				
6.0 AWD	Petrol	467	05/14->	CVAC, DBDE, DDBD

Engine	Information	S10	T10	T20 - T23	T22 - T25
Eng. CVAC, DBDE	COL:black, Conn. nr. 1, switch press. 1.2-1.6 bar, thread M10X1	7.0135			
Eng. CVAC, DBDE	COL:black, Conn. nr. 4			7.1229	T20
Eng. DDBD				7.1232	T20

ENGINE				
6.0 AWD	Petrol	522	11/17->	DJLA

Engine	Information	S10	T10	T20 - T23	T22 - T25
All engines	COL:black, Conn. nr. 1, switch press. 1.2-1.6 bar, thread M10X1	7.0135			
All engines	COL:black, Conn. nr. 4			7.1229	T20

ENGINE				
6.0 CS ISR	Petrol/Ethanol	471	03/11->	CKHE

Engine	Information	S10	T10	T20 - T23	T22 - T25
All engines	COL:black, Conn. nr. 1, switch press. 1.2-1.6 bar, thread M10X1	7.0135			
All engines	COL:black, Conn. nr. 4			7.1229	T20

ENGINE				
6.0 FLEX	Petrol/Ethanol	434	05/15->	DBDA

Engine	Information	S10	T10	T20 - T23	T22 - T25
All engines	COL:black, Conn. nr. 1, switch press. 1.2-1.6 bar, thread M10X1	7.0135			
All engines	COL:black, Conn. nr. 4			7.1229	T20

ENGINE				
6.0 FLEX	Petrol/Ethanol	460	09/12->	CVAA

Engine	Information	S10	T10	T20 - T23	T22 - T25
All engines	COL:black, Conn. nr. 1, switch press. 1.2-1.6 bar, thread M10X1	7.0135			
All engines	COL:black, Conn. nr. 4			7.1229	T20

ENGINE				
6.0 FLEX	Petrol/Ethanol	467	05/14->	CVAC

Engine	Information	S10	T10	T20 - T23	T22 - T25
All engines	COL:black, Conn. nr. 1, switch press. 1.2-1.6 bar, thread M10X1	7.0135			
All engines	COL:black, Conn. nr. 4			7.1229	T20

ENGINE				
6.0 FLEX AWD	Petrol/Ethanol	429	09/11-12/12	CKHB

Engine	Information	S10	T10	T20 - T23	T22 - T25
All engines	COL:black, Conn. nr. 1, switch press. 1.2-1.6 bar, thread M10X1	7.0135			
All engines	COL:black, Conn. nr. 4			7.1229	T20

ENGINE				
6.0 FLEX AWD	Petrol/Ethanol	434	05/15->	DBDA

Engine	Information	S10	T10	T20 - T23	T22 - T25
All engines	COL:black, Conn. nr. 1, switch press. 1.2-1.6 bar, thread M10X1	7.0135			
All engines	COL:black, Conn. nr. 4			7.1229	T20





ENGINE				
6.0 FLEX AWD	Petrol/Ethanol	463	03/10->	CKHA

Engine	Information	S10	T10	T20 - T23	T22 - T25
All engines	COL:black, Conn. nr. 1, switch press. 1.2-1.6 bar, thread M10X1	7.0135			
All engines	COL:black, Conn. nr. 4			7.1229	T20

ENGINE				
6.0 FLEX AWD	Petrol/Ethanol	467	05/14->	CVAC

Engine	Information	S10	T10	T20 - T23	T22 - T25
All engines	COL:black, Conn. nr. 1, switch press. 1.2-1.6 bar, thread M10X1	7.0135			
All engines	COL:black, Conn. nr. 4			7.1229	T20

S10 OIL PRESSURE WARNING LIGHT SWITCH	T10 REVERSING LIGHT SWITCH	T20 BRAKE LIGHT SWITCH
T22 SWITCH CLUTCH CONTROL (CRUISE CONTROL)	T23 SWITCH BRAKE ACTUATION (ENGINE TIMING)	T25 SWITCH CLUTCH CONTROL (ENGINE CONTROL)

				FUNCTIONS ON THE VEHICLE				
Vehicle	alim.	kW	Date	Engine	 S10	 T10	 T20 - T23	 T22 - T25
				ENGINE				
6.0 FlexFuel	Petrol/ Ethanol	423	11/10-12/13	CKHB				
Engine	Information			S10	T10	T20 - T23	T22 - T25	
All engines	COL:black, Conn. nr. 1, switch press. 1.2-1.6 bar, thread M10X1			7.0135				
All engines	COL:black, Conn. nr. 4					7.1229	T20	
				ENGINE				
6.0 FlexFuel	Petrol/ Ethanol	448	01/10-07/10	CKHC				
Engine	Information			S10	T10	T20 - T23	T22 - T25	
All engines	COL:black, Conn. nr. 1, switch press. 1.2-1.6 bar, thread M10X1			7.0135				
All engines	COL:black, Conn. nr. 4					7.1228	T20	
				ENGINE				
6.0 Flexfuel [ExtraEU]	Petrol/ Ethanol	463	08/09-12/13	BWRB, CKHA				
Engine	Information			S10	T10	T20 - T23	T22 - T25	
All engines	COL:black, Conn. nr. 1, switch press. 1.2-1.6 bar, thread M10X1			7.0135				
All engines	COL:black, Conn. nr. 4					7.1229	T20	
				ENGINE				
6.0 ISR Flexfuel	Petrol/ Ethanol	471	03/11-12/12	CKHE				
Engine	Information			S10	T10	T20 - T23	T22 - T25	
All engines	COL:black, Conn. nr. 1, switch press. 1.2-1.6 bar, thread M10X1			7.0135				
All engines	COL:black, Conn. nr. 4					7.1229	T20	
				ENGINE				
6.0 Speed [ExtraEU]	Petrol	472	05/16->	DBDD				
Engine	Information			S10	T10	T20 - T23	T22 - T25	
All engines	COL:black, Conn. nr. 1, switch press. 1.2-1.6 bar, thread M10X1			7.0135				
All engines	COL:black, Conn. nr. 4					7.1229	T20	
				ENGINE				
6.0 Supersports AWD	Petrol	522	09/17->	DJLA				
Engine	Information			S10	T10	T20 - T23	T22 - T25	
All engines	COL:black, Conn. nr. 1, switch press. 1.2-1.6 bar, thread M10X1			7.0135				
All engines	COL:black, Conn. nr. 4					7.1229	T20	
				ENGINE				
6.0 Trazione integrale	Petrol	449	08/07->	BWRA, CKHC				
Engine	Information			S10	T10	T20 - T23	T22 - T25	
All engines	COL:black, Conn. nr. 1, switch press. 1.2-1.6 bar, thread M10X1			7.0135				
All engines	COL:black, Conn. nr. 4					7.1228	T20	
				ENGINE				
				CONTINENTAL FLYING SPUR				
				ENGINE				
6.0	Petrol	412	03/05->	BWR				
Engine	Information			S10	T10	T20 - T23	T22 - T25	
All engines	COL:black, Conn. nr. 1, switch press. 1.2-1.6 bar, thread M10X1			7.0135				
All engines	COL:black, Conn. nr. 4					7.1229	T20	
				ENGINE				
6.0	Petrol	449	09/08-12/10	BWRA				
Engine	Information			S10	T10	T20 - T23	T22 - T25	
All engines	COL:black, Conn. nr. 1, switch press. 1.2-1.6 bar, thread M10X1			7.0135				
All engines	COL:black, Conn. nr. 4					7.1229	T20	
				ENGINE				
6.0 FLEX	Petrol/ Ethanol	412	03/05-12/13	BEB, BWR, CKHD				
Engine	Information			S10	T10	T20 - T23	T22 - T25	
All engines	COL:black, Conn. nr. 1, switch press. 1.2-1.6 bar, thread M10X1			7.0135				
All engines	COL:black, Conn. nr. 4					7.1229	T20	

S10	OIL PRESSURE WARNING LIGHT SWITCH	T10	REVERSING LIGHT SWITCH	T20	BRAKE LIGHT SWITCH
T22	SWITCH CLUTCH CONTROL (CRUISE CONTROL)	T23	SWITCH BRAKE ACTUATION (ENGINE TIMING)	T25	SWITCH CLUTCH CONTROL (ENGINE CONTROL)

FUNCTIONS ON THE VEHICLE

Vehicle	alim.	kW	Date	Engine				
					S10	T10	T20 - T23	T22 - T25

ENGINE				
6.0 FLEX	Petrol/ Ethanol	449	09/08->	BWRA, CKHC

Engine	Information	S10	T10	T20 - T23	T22 - T25
All engines	COL:black, Conn. nr. 1, switch press. 1.2-1.6 bar, thread M10X1	7.0135			
All engines				7.1229 T20	

ENGINE				
4.0	Petrol	373	03/13->	CMMC, CYCB

Engine	Information	S10	T10	T20 - T23	T22 - T25
All engines	Conn. nr. 1, switch press. 0, 3-0, 6 bar, thread M10X1	7.0174			
All engines	COL:pale blue, Conn. nr. 1, switch press. 2, 7-3, 4 bar	7.0212			
All engines	COL:black, Conn. nr. 4			7.1229 T20	

ENGINE				
4.0 FLEX	Petrol/ Ethanol	373	03/13->	CMMC, CYCB

Engine	Information	S10	T10	T20 - T23	T22 - T25
All engines	Conn. nr. 1, switch press. 0, 3-0, 6 bar, thread M10X1	7.0174			
All engines	COL:pale blue, Conn. nr. 1, switch press. 2, 7-3, 4 bar	7.0212			
All engines	COL:black, Conn. nr. 4			7.1229 T20	

ENGINE				
4.0 FLEX	Petrol/ Ethanol	388	06/16->	CYCA

Engine	Information	S10	T10	T20 - T23	T22 - T25
All engines	Conn. nr. 1, switch press. 0, 3-0, 6 bar, thread M10X1	7.0174			
All engines	COL:pale blue, Conn. nr. 1, switch press. 2, 7-3, 4 bar	7.0212			
All engines	COL:black, Conn. nr. 4			7.1229 T20	

ENGINE				
6.0	Petrol	460	03/13->	CVAA, DBDB

Engine	Information	S10	T10	T20 - T23	T22 - T25
Eng. CVAA	COL:black, Conn. nr. 1, switch press. 1.2-1.6 bar, thread M10X1	7.0135			
All engines	COL:black, Conn. nr. 4			7.1229 T20	

ENGINE				
V8 S 4.0	Petrol	388	05/16->	CYCA

Engine	Information	S10	T10	T20 - T23	T22 - T25
All engines	Conn. nr. 1, switch press. 0, 3-0, 6 bar, thread M10X1	7.0174			
All engines	COL:pale blue, Conn. nr. 1, switch press. 2, 7-3, 4 bar	7.0212			
All engines	COL:black, Conn. nr. 4			7.1229 T20	

ENGINE				
W12 S 6.0	Petrol	467	11/16->	DBDE

Engine	Information	S10	T10	T20 - T23	T22 - T25
All engines	COL:black, Conn. nr. 1, switch press. 1.2-1.6 bar, thread M10X1	7.0135			
All engines	COL:black, Conn. nr. 4			7.1229 T20	

S10 OIL PRESSURE WARNING LIGHT SWITCH	T10 REVERSING LIGHT SWITCH	T20 BRAKE LIGHT SWITCH
T22 SWITCH CLUTCH CONTROL (CRUISE CONTROL)	T23 SWITCH BRAKE ACTUATION (ENGINE TIMING)	T25 SWITCH CLUTCH CONTROL (ENGINE CONTROL)

FUNCTIONS ON THE VEHICLE

Vehicle	alim.	kW	Date	Engine	 S10	 T10	 T20 - T23	 T22 - T25
---------	-------	----	------	--------	---	---	--	---

1 l

				ENGINE
116 d	Diesel	66	01/11-12/11	N47 D20 A, N47 D20 C

Engine	Information	S10	T10	T20 - T23	T22 - T25
All engines	COL:brown, spanner size 24, switch press. 0.2/0.5 bar, thread M12x1.5	7.0071			
All engines	spanner size 21, thread M12x1.5		7.6131		
All engines	COL:blue, Conn. nr. 4			7.1215 T20	
All engines					7.1314 T22

				ENGINE
116 d	Diesel	85	11/08-09/12	N47 D20 A, N47 D20 C

Engine	Information	S10	T10	T20 - T23	T22 - T25
All engines	COL:brown, spanner size 24, switch press. 0.2/0.5 bar, thread M12x1.5	7.0071			
All engines	spanner size 21, thread M12x1.5		7.6131		
All engines	COL:blue, Conn. nr. 4			7.1215 T20	
All engines					7.1314 T22

				ENGINE
116 i	Petrol	85	11/03-12/11	N43 B16 A, N45 B16 A

Engine	Information	S10	T10	T20 - T23	T22 - T25
Eng. N45 B16 A	COL:brown, spanner size 24, switch press. 0.2/0.5 bar, thread M12x1.5	7.0071			
All engines	spanner size 21, thread M12x1.5		7.6131		
All engines	COL:blue, Conn. nr. 4			7.1215 T20	
All engines					7.1314 T22

				ENGINE
116 i	Petrol	89	03/07-11/11	N43 B16 A

Engine	Information	S10	T10	T20 - T23	T22 - T25
All engines	spanner size 21, thread M12x1.5		7.6131		
All engines	COL:blue, Conn. nr. 4			7.1215 T20	
All engines					7.1314 T22

				ENGINE
116 i	Petrol	90	03/07-12/11	N43 B16 A, N43 B20 A

Engine	Information	S10	T10	T20 - T23	T22 - T25
Eng. N43 B20 A	COL:brown, spanner size 24, switch press. 0.2/0.5 bar, thread M12x1.5	7.0071			
All engines	spanner size 21, thread M12x1.5		7.6131		
All engines	COL:blue, Conn. nr. 4			7.1215 T20	
All engines					7.1314 T22

				ENGINE
118 d	Diesel	100	09/06-12/13	N47 D20 A, N47 D20 C

Engine	Information	S10	T10	T20 - T23	T22 - T25
All engines	COL:brown, spanner size 24, switch press. 0.2/0.5 bar, thread M12x1.5	7.0071			
All engines	spanner size 21, thread M12x1.5		7.6131		
All engines	COL:blue, Conn. nr. 4			7.1215 T20	
All engines					7.1314 T22

				ENGINE
118 d	Diesel	105	09/06-12/13	N47 D20 A, N47 D20 C





Engine	Information	S10	T10	T20 - T23	T22 - T25
All engines	COL:brown, spanner size 24, switch press. 0.2/0.5 bar, thread M12x1.5	7.0071			
All engines	spanner size 21, thread M12x1.5		7.6131		
All engines	COL:blue, Conn. nr. 4			7.1215 T20	
All engines					7.1314 T22

				ENGINE
118 d	Diesel	90	11/03-02/07	M47 D20 (204D4), M47D204D4

Engine	Information	S10	T10	T20 - T23	T22 - T25
All engines	COL:brown, spanner size 24, switch press. 0.2/0.5 bar, thread M12x1.5	7.0071			
All engines	spanner size 21, thread M12x1.5		7.6131		
All engines	COL:blue, Conn. nr. 4			7.1215 T20	
All engines					7.1314 T22

S10 OIL PRESSURE WARNING LIGHT SWITCH	T10 REVERSING LIGHT SWITCH	T20 BRAKE LIGHT SWITCH
T22 SWITCH CLUTCH CONTROL (CRUISE CONTROL)	T23 SWITCH BRAKE ACTUATION (ENGINE TIMING)	T25 SWITCH CLUTCH CONTROL (ENGINE CONTROL)

FUNCTIONS ON THE VEHICLE

Vehicle	alim.	kW	Date	Engine	 S10	 T10	 T20 - T23	 T22 - T25
---------	-------	----	------	--------	---	---	--	---

ENGINE				
118 i	Petrol	100	09/06-12/13	N46 B20 B

Engine	Information	S10	T10	T20 - T23	T22 - T25
All engines	COL:brown, spanner size 24, switch press. 0.2/0.5 bar, thread M12x1.5	7.0071			
All engines	spanner size 21, thread M12x1.5		7.6131		
All engines	COL:blue, Conn. nr. 4			7.1215 T20	
All engines					7.1314 T22

ENGINE				
118 i	Petrol	105	09/06-12/13	N43 B20 A

Engine	Information	S10	T10	T20 - T23	T22 - T25
All engines	spanner size 21, thread M12x1.5		7.6131		
All engines	COL:blue, Conn. nr. 4			7.1215 T20	
All engines					7.1314 T22

ENGINE				
118 i	Petrol	125	03/07-12/07	N43 B20 A

Engine	Information	S10	T10	T20 - T23	T22 - T25
All engines			7.6131	7.1215 T20	7.1314 T22

ENGINE				
118 i	Petrol	95	07/04-02/07	N46 B20 B

Engine	Information	S10	T10	T20 - T23	T22 - T25
All engines	COL:brown, spanner size 24, switch press. 0.2/0.5 bar, thread M12x1.5	7.0071			
All engines	spanner size 21, thread M12x1.5		7.6131		
All engines	COL:blue, Conn. nr. 4			7.1215 T20	
All engines					7.1314 T22

ENGINE				
118i	Petrol	95	09/04-02/08	N46 B20 B

Engine	Information	S10	T10	T20 - T23	T22 - T25
All engines	COL:brown, spanner size 24, switch press. 0.2/0.5 bar, thread M12x1.5	7.0071			
All engines	spanner size 21, thread M12x1.5		7.6131		
All engines	COL:blue, Conn. nr. 4			7.1215 T20	

ENGINE				
120 d	Diesel	120	03/03-12/13	M47 D20 (204D4), M47D204D4, N47 D20 A, N47 D20 C

Engine	Information	S10	T10	T20 - T23	T22 - T25
All engines	COL:brown, spanner size 24, switch press. 0.2/0.5 bar, thread M12x1.5	7.0071			
All engines	spanner size 21, thread M12x1.5		7.6131		
All engines	COL:blue, Conn. nr. 4			7.1215 T20	
All engines					7.1314 T22
Eng. N47 D20 A					7.1314 T25

ENGINE				
120 d	Diesel	130	09/06-12/13	M47 D20 (204D4), N47 D20 A, N47 D20 C

Engine	Information	S10	T10	T20 - T23	T22 - T25
All engines	COL:brown, spanner size 24, switch press. 0.2/0.5 bar, thread M12x1.5	7.0071			
All engines	spanner size 21, thread M12x1.5		7.6131		
All engines	COL:blue, Conn. nr. 4			7.1215 T20	
All engines					7.1314 T22





ENGINE				
120 d	Diesel	145	03/07-12/13	N47 D20 A, N47 D20 C

Engine	Information	S10	T10	T20 - T23	T22 - T25
All engines	COL:brown, spanner size 24, switch press. 0.2/0.5 bar, thread M12x1.5	7.0071			
All engines	spanner size 21, thread M12x1.5		7.6131		
All engines	COL:blue, Conn. nr. 4			7.1215 T20	
All engines					7.1314 T22

ENGINE				
120 i	Petrol	110	11/03-06/11	N46 B20 B, N46 B20 BD, N46 B20 C





Engine	Information	S10	T10	T20 - T23	T22 - T25
All engines	COL:brown, spanner size 24, switch press. 0.2/0.5 bar, thread M12x1.5	7.0071			
All engines	spanner size 21, thread M12x1.5		7.6131		

S10 OIL PRESSURE WARNING LIGHT SWITCH	T10 REVERSING LIGHT SWITCH	T20 BRAKE LIGHT SWITCH
T22 SWITCH CLUTCH CONTROL (CRUISE CONTROL)	T23 SWITCH BRAKE ACTUATION (ENGINE TIMING)	T25 SWITCH CLUTCH CONTROL (ENGINE CONTROL)

				FUNCTIONS ON THE VEHICLE				
Vehicle	alim.	kW	Date	Engine	 S10	 T10	 T20 - T23	 T22 - T25
ENGINE								
120 i	Petrol	110	11/03-06/11	N46 B20 B, N46 B20 BD, N46 B20 C				
Engine	Information			S10	T10	T20 - T23	T22 - T25	
All engines	COL:blue, Conn. nr. 4					7.1215 T20		
All engines							7.1314 T22	
ENGINE								
120 i	Petrol	115	11/03-12/13	N46 B20 B, N46 B20 BD, N46 B20 C				
Engine	Information			S10	T10	T20 - T23	T22 - T25	
Eng. N46 B20 B, N46 B20 C	COL:brown, spanner size 24, switch press. 0.2/0.5 bar, thread M12x1.5			7.0071				
All engines	spanner size 21, thread M12x1.5				7.6131			
All engines	COL:blue, Conn. nr. 4					7.1215 T20		
All engines							7.1314 T22	
ENGINE								
120 i	Petrol	120	09/06-12/13	N43 B20 A, N46 B20 C				
Engine	Information			S10	T10	T20 - T23	T22 - T25	
Eng. N46 B20 C				7.0071				
All engines	spanner size 21, thread M12x1.5				7.6131			
All engines	COL:blue, Conn. nr. 4					7.1215 T20		
All engines							7.1314 T22	
ENGINE								
120 i	Petrol	125	09/06-12/13	N43 B20 A				
Engine	Information			S10	T10	T20 - T23	T22 - T25	
All engines	spanner size 21, thread M12x1.5				7.6131			
All engines	COL:blue, Conn. nr. 4					7.1215 T20		
All engines							7.1314 T22	
ENGINE								
123 d	Diesel	150	03/07-12/13	N47 D20 B, N47 D20 D				
Engine	Information			S10	T10	T20 - T23	T22 - T25	
All engines	COL:brown, spanner size 24, switch press. 0.2/0.5 bar, thread M12x1.5			7.0071				
All engines	spanner size 21, thread M12x1.5				7.6131			
All engines	COL:blue, Conn. nr. 4					7.1215 T20		
All engines							7.1314 T22	
ENGINE								
125 i	Petrol	160	10/07->	N52 B30 A, N52 B30 B, N52 B30 BF				
Engine	Information			S10	T10	T20 - T23	T22 - T25	
All engines	COL:brown, spanner size 24, switch press. 0.2/0.5 bar, thread M12x1.5			7.0071				
All engines	spanner size 21, thread M12x1.5				7.6131			
All engines	COL:blue, Conn. nr. 4					7.1215 T20		
All engines							7.1314 T22	
ENGINE								
125i Flex	Petrol/ Ethanol	160	08/14->	N20 B20 A				
Engine	Information			S10	T10	T20 - T23	T22 - T25	
All engines	spanner size 21, thread M12x1.5				7.6131			
All engines						7.1312 T20	7.1314 T25	
ENGINE								
128 i	Petrol	171	03/08-12/13	N51 B30 A				
Engine	Information			S10	T10	T20 - T23	T22 - T25	
All engines				7.0071	7.6131	7.1215 T20	7.1314 T22	
ENGINE								
128 i	Petrol	172	03/08->	N51 B30 A, N52 B30 A				
Engine	Information			S10	T10	T20 - T23	T22 - T25	
All engines				7.0071	7.6131	7.1215 T20	7.1314 T22	
ENGINE								
130 i	Petrol	190	03/05-09/12	N52 B30 A, N52 B30 B, N52 B30 BF				
Engine	Information			S10	T10	T20 - T23	T22 - T25	
All engines	COL:brown, spanner size 24, switch press. 0.2/0.5 bar, thread M12x1.5			7.0071				
All engines	spanner size 21, thread M12x1.5				7.6131			

S10 OIL PRESSURE WARNING LIGHT SWITCH	T10 REVERSING LIGHT SWITCH	T20 BRAKE LIGHT SWITCH
T22 SWITCH CLUTCH CONTROL (CRUISE CONTROL)	T23 SWITCH BRAKE ACTUATION (ENGINE TIMING)	T25 SWITCH CLUTCH CONTROL (ENGINE CONTROL)

FUNCTIONS ON THE VEHICLE

Vehicle	alim.	kW	Date	Engine	 S10	 T10	 T20 - T23	 T22 - T25
---------	-------	----	------	--------	---	---	--	---

ENGINE				
130 i	Petrol	190	03/05-09/12	N52 B30 A, N52 B30 B, N52 B30 BF

Engine	Information	S10	T10	T20 - T23	T22 - T25
All engines	COL:blue, Conn. nr. 4			7.1215 T20	
All engines					7.1314 T22

ENGINE				
130 i	Petrol	195	03/05-09/12	N52 B30 A, N52 B30 B, N52 B30 BF

Engine	Information	S10	T10	T20 - T23	T22 - T25
All engines	COL:brown, spanner size 24, switch press. 0.2/0.5 bar, thread M12x1.5	7.0071			
All engines	spanner size 21, thread M12x1.5		7.6131		
All engines	COL:blue, Conn. nr. 4			7.1215 T20	
All engines					7.1314 T22

ENGINE				
135 i	Petrol	225	10/07-12/13	N54 B30 A, N55 B30 A

Engine	Information	S10	T10	T20 - T23	T22 - T25
Eng. N54 B30 A	COL:brown, spanner size 24, switch press. 0.2/0.5 bar, thread M12x1.5	7.0071			
All engines	spanner size 21, thread M12x1.5		7.6131		
All engines	COL:blue, Conn. nr. 4			7.1215 T20	
All engines					7.1314 T22

ENGINE				
135 i	Petrol	240	10/07-12/13	N54 B30 A, N55 B30 A

Engine	Information	S10	T10	T20 - T23	T22 - T25
Eng. N54 B30 A		7.0071			
All engines	spanner size 21, thread M12x1.5		7.6131		
All engines	COL:blue, Conn. nr. 4			7.1215 T20	
All engines					7.1314 T22

ENGINE				
135i Cabrio	Petrol	224	01/08->	N54 B30 A, N55 B30 A

Engine	Information	S10	T10	T20 - T23	T22 - T25
Eng. N54 B30 A	COL:brown, spanner size 24, switch press. 0.2/0.5 bar, thread M12x1.5	7.0071			
All engines	spanner size 21, thread M12x1.5		7.6131		
All engines	COL:blue, Conn. nr. 4			7.1215 T20	
All engines					7.1314 T25

ENGINE				
M	Petrol	250	04/11-06/12	N54 B30 A

Engine	Information	S10	T10	T20 - T23	T22 - T25
All engines					7.1314 T22

ENGINE				
M Coupe	Petrol	250	04/11-06/12	N54 B30 A

Engine	Information	S10	T10	T20 - T23	T22 - T25
All engines	COL:brown, spanner size 24, switch press. 0.2/0.5 bar, thread M12x1.5	7.0071			
All engines	spanner size 21, thread M12x1.5		7.6131		
All engines	COL:blue, Conn. nr. 4			7.1215 T20	

ENGINE				
114 d	Diesel	70	07/12->	B37 D15 A, N47 D16 A

Engine	Information	S10	T10	T20 - T23	T22 - T25
Eng. N47 D16 A	COL:brown, spanner size 24, switch press. 0.2/0.5 bar, thread M12x1.5	7.0071			
Eng. N47 D16 A	spanner size 21, thread M12x1.5		7.6131		
All engines				7.1312 T20	7.1314 T22

ENGINE				
114 i	Petrol	75	11/11->	N13 B16 A

Engine	Information	S10	T10	T20 - T23	T22 - T25
All engines	spanner size 21, thread M12x1.5		7.6131		
All engines				7.1312 T20	7.1314 T22

S10 OIL PRESSURE WARNING LIGHT SWITCH	T10 REVERSING LIGHT SWITCH	T20 BRAKE LIGHT SWITCH
T22 SWITCH CLUTCH CONTROL (CRUISE CONTROL)	T23 SWITCH BRAKE ACTUATION (ENGINE TIMING)	T25 SWITCH CLUTCH CONTROL (ENGINE CONTROL)

				FUNCTIONS ON THE VEHICLE				
Vehicle	alim.	kW	Date	Engine	 S10	 T10	 T20 - T23	 T22 - T25
ENGINE								
116 d	Diesel	85	12/10->	B37 D15 A, N47 D16 A, N47 D20 C				
Engine	Information			S10	T10	T20 - T23	T22 - T25	
Eng. N47 D16 A, N47 D20 C	COL:brown, spanner size 24, switch press. 0.2/0.5 bar, thread M12x1.5			7.0071				
Eng. N47 D16 A, N47 D20 C	spanner size 21, thread M12x1.5				7.6131			
All engines						7.1312 T20	7.1314	T22
ENGINE								
116 i	Petrol	100	12/10->	N13 B16 A				
Engine	Information			S10	T10	T20 - T23	T22 - T25	
All engines	spanner size 21, thread M12x1.5				7.6131			
All engines						7.1312 T20	7.1314	T22
ENGINE								
116 i	Petrol	80	03/15->	B38 B15 A				
Engine	Information			S10	T10	T20 - T23	T22 - T25	
All engines						7.1312 T20	7.1314	T22
ENGINE								
118 d	Diesel	100	12/10->	B47 D20 A, N47 D20 C				
Engine	Information			S10	T10	T20 - T23	T22 - T25	
Eng. N47 D20 C	COL:brown, spanner size 24, switch press. 0.2/0.5 bar, thread M12x1.5			7.0071				
All engines	spanner size 21, thread M12x1.5				7.6131			
All engines						7.1312 T20	7.1314	T22
ENGINE								
118 d	Diesel	105	12/10->	N47 D20 C				
Engine	Information			S10	T10	T20 - T23	T22 - T25	
All engines	COL:brown, spanner size 24, switch press. 0.2/0.5 bar, thread M12x1.5			7.0071				
All engines	spanner size 21, thread M12x1.5				7.6131			
All engines						7.1312 T20	7.1314	T22
ENGINE								
118 d	Diesel	110	03/15->	B47 D20 A				
Engine	Information			S10	T10	T20 - T23	T22 - T25	
All engines						7.1312 T20	7.1314	T22
ENGINE								
118 d xDrive	Diesel	105	05/13->	N47 D20 C				
Engine	Information			S10	T10	T20 - T23	T22 - T25	
All engines	COL:brown, spanner size 24, switch press. 0.2/0.5 bar, thread M12x1.5			7.0071				
All engines	spanner size 21, thread M12x1.5				7.6131			
All engines						7.1312 T20	7.1314	T22
ENGINE								
118 d xDrive	Diesel	110	03/15->	B47 D20 A				
Engine	Information			S10	T10	T20 - T23	T22 - T25	
All engines						7.1312 T20	7.1314	T22
ENGINE								
118 i	Petrol	100	03/15->	B38 B15 A, N13 B16 A				
Engine	Information			S10	T10	T20 - T23	T22 - T25	
Eng. N13 B16 A	spanner size 21, thread M12x1.5				7.6131			
All engines						7.1312 T20	7.1314	T22
ENGINE								
118 i	Petrol	125	11/10->	N13 B16 A				
Engine	Information			S10	T10	T20 - T23	T22 - T25	
All engines	spanner size 21, thread M12x1.5				7.6131			
All engines						7.1312 T20	7.1314	T22
ENGINE								
120 d	Diesel	120	12/10->	B47 D20 A, N47 D20 C				
Engine	Information			S10	T10	T20 - T23	T22 - T25	
Eng. N47 D20 C	COL:brown, spanner size 24, switch press. 0.2/0.5 bar, thread M12x1.5			7.0071				
All engines	spanner size 21, thread M12x1.5				7.6131			
All engines						7.1312 T20	7.1314	T22

S10 OIL PRESSURE WARNING LIGHT SWITCH	T10 REVERSING LIGHT SWITCH	T20 BRAKE LIGHT SWITCH
T22 SWITCH CLUTCH CONTROL (CRUISE CONTROL)	T23 SWITCH BRAKE ACTUATION (ENGINE TIMING)	T25 SWITCH CLUTCH CONTROL (ENGINE CONTROL)

FUNCTIONS ON THE VEHICLE

Vehicle	alim.	kW	Date	Engine	 S10	 T10	 T20 - T23	 T22 - T25
---------	-------	----	------	--------	---	---	--	---

ENGINE				
120 d	Diesel	135	12/10->	N47 D20 C

Engine	Information	S10	T10	T20 - T23	T22 - T25
All engines	COL: brown, spanner size 24, switch press. 0.2/0.5 bar, thread M12x1.5	7.0071			
All engines	spanner size 21, thread M12x1.5		7.6131		
All engines				7.1312 T20	7.1314 T22

ENGINE				
120 d	Diesel	140	03/15->	B47 D20 A

Engine	Information	S10	T10	T20 - T23	T22 - T25
All engines				7.1312 T20	7.1314 T22

ENGINE				
120 d	Diesel	147	01/11->	N47 D20 C

Engine	Information	S10	T10	T20 - T23	T22 - T25
All engines	COL: brown, spanner size 24, switch press. 0.2/0.5 bar, thread M12x1.5	7.0071			
All engines	spanner size 21, thread M12x1.5		7.6131		
All engines				7.1312 T20	7.1314 T22

ENGINE				
120 d xDrive	Diesel	135	02/12->	N47 D20 C

Engine	Information	S10	T10	T20 - T23	T22 - T25
All engines	COL: brown, spanner size 24, switch press. 0.2/0.5 bar, thread M12x1.5	7.0071			
All engines	spanner size 21, thread M12x1.5		7.6131		
All engines				7.1312 T20	7.1314 T22

ENGINE				
120 d xDrive	Diesel	140	03/15->	B47 D20 A

Engine	Information	S10	T10	T20 - T23	T22 - T25
All engines				7.1312 T20	

ENGINE				
120 d xDrive	Diesel	147	01/11->	N47 D20 C

Engine	Information	S10	T10	T20 - T23	T22 - T25
All engines	COL: brown, spanner size 24, switch press. 0.2/0.5 bar, thread M12x1.5	7.0071			
All engines	spanner size 21, thread M12x1.5		7.6131		
All engines				7.1312 T20	7.1314 T22

ENGINE				
120 i	Petrol	130	03/15->	N13 B16 A

Engine	Information	S10	T10	T20 - T23	T22 - T25
All engines	spanner size 21, thread M12x1.5		7.6131		
All engines				7.1312 T20	7.1314 T22

ENGINE				
120 i	Petrol	135	09/15->	B48 B20 A

Engine	Information	S10	T10	T20 - T23	T22 - T25
All engines				7.1312 T20	7.1314 T22

ENGINE				
125 d	Diesel	155	08/11->	B47 D20 B, N47 D20 D

Engine	Information	S10	T10	T20 - T23	T22 - T25
Eng. N47 D20 D	COL: brown, spanner size 24, switch press. 0.2/0.5 bar, thread M12x1.5	7.0071			
All engines	spanner size 21, thread M12x1.5		7.6131		
All engines				7.1312 T20	7.1314 T22





ENGINE				
125 d	Diesel	160	08/11->	N47 D20 D

Engine	Information	S10	T10	T20 - T23	T22 - T25
All engines	COL: brown, spanner size 24, switch press. 0.2/0.5 bar, thread M12x1.5	7.0071			
All engines	spanner size 21, thread M12x1.5		7.6131		
All engines				7.1312 T20	7.1314 T22

ENGINE				
125 d	Diesel	165	03/15->	B47 D20 B

Engine	Information	S10	T10	T20 - T23	T22 - T25
All engines				7.1312 T20	

S10 OIL PRESSURE WARNING LIGHT SWITCH	T10 REVERSING LIGHT SWITCH	T20 BRAKE LIGHT SWITCH
T22 SWITCH CLUTCH CONTROL (CRUISE CONTROL)	T23 SWITCH BRAKE ACTUATION (ENGINE TIMING)	T25 SWITCH CLUTCH CONTROL (ENGINE CONTROL)

Vehicle	alim.	kW	Date	Engine	FUNCTIONS ON THE VEHICLE			
					 S10	 T10	 T20 - T23	 T22 - T25

ENGINE				
125 i	Petrol	160	08/11->	N20 B20 A

Engine	Information	S10	T10	T20 - T23	T22 - T25
All engines	spanner size 21, thread M12x1.5		7.6131		
All engines				7.1312 T20	7.1314 T22

ENGINE				
125 i	Petrol	165	09/15->	B48 B20 B

Engine	Information	S10	T10	T20 - T23	T22 - T25
All engines				7.1312 T20	

ENGINE				
125 i	Petrol	175	03/13->	N20 B20 A

Engine	Information	S10	T10	T20 - T23	T22 - T25
All engines	spanner size 21, thread M12x1.5		7.6131		
All engines				7.1312 T20	7.1314 T22

ENGINE				
M 135 i	Petrol	235	11/11->	N55 B30 A

Engine	Information	S10	T10	T20 - T23	T22 - T25
All engines	spanner size 21, thread M12x1.5		7.6131		
All engines				7.1312 T20	7.1314 T22

ENGINE				
M 135 i	Petrol	240	03/15->	N55 B30 A

Engine	Information	S10	T10	T20 - T23	T22 - T25
All engines	spanner size 21, thread M12x1.5		7.6131		
All engines				7.1312 T20	7.1314 T22

ENGINE				
M 135 i xDrive	Petrol	235	02/12->	N55 B30 A

Engine	Information	S10	T10	T20 - T23	T22 - T25
All engines				7.1312 T20	

ENGINE				
M 135 i xDrive	Petrol	240	03/15->	N55 B30 A

Engine	Information	S10	T10	T20 - T23	T22 - T25
All engines				7.1312 T20	

ENGINE				
M 140 i	Petrol	250	09/15->	B58 B30 A

Engine	Information	S10	T10	T20 - T23	T22 - T25
All engines				7.1312 T20	7.1314 T22

ENGINE				
M 140 i xDrive	Petrol	250	09/15->	B58 B30 A

Engine	Information	S10	T10	T20 - T23	T22 - T25
All engines				7.1312 T20	

1500-2000

ENGINE				
1500	Petrol	59	10/62-07/66	M10 B15, M10 B16

Engine	Information	S10	T10	T20 - T23	T22 - T25
All engines		7.0060			

ENGINE				
1600	Petrol	61	04/64-04/68	M10 B16

Engine	Information	S10	T10	T20 - T23	T22 - T25
All engines		7.0060			

ENGINE				
1800	Petrol	66	08/63-09/71	M10 B18, M118

Engine	Information	S10	T10	T20 - T23	T22 - T25
All engines		7.0060			

ENGINE				
1800 Ti	Petrol	81	10/63-04/68	M118





Engine	Information	S10	T10	T20 - T23	T22 - T25
All engines		7.0060			

ENGINE				
1800 Ti	Petrol	96	10/63-04/68	M118

Engine	Information	S10	T10	T20 - T23	T22 - T25
All engines		7.0060			

S10 OIL PRESSURE WARNING LIGHT SWITCH	T10 REVERSING LIGHT SWITCH	T20 BRAKE LIGHT SWITCH
T22 SWITCH CLUTCH CONTROL (CRUISE CONTROL)	T23 SWITCH BRAKE ACTUATION (ENGINE TIMING)	T25 SWITCH CLUTCH CONTROL (ENGINE CONTROL)

FUNCTIONS ON THE VEHICLE





Vehicle	alim.	kW	Date	Engine	 S10	 T10	 T20 - T23	 T22 - T25
ENGINE								
2000	Petrol	66	01/70-11/72	M10 B18				
ENGINE								
Engine	Information				S10	T10	T20 - T23	T22 - T25
All engines					7.0060			
ENGINE								
2000	Petrol	74	09/68-07/72	M10 B20				
ENGINE								
Engine	Information				S10	T10	T20 - T23	T22 - T25
All engines					7.0060			
ENGINE								
2000 Ti / Tilux	Petrol	88	01/66-07/72	M10 B20				
ENGINE								
Engine	Information				S10	T10	T20 - T23	T22 - T25
All engines					7.0060			
ENGINE								
2000 Tii	Petrol	96	12/69-07/72	M10 B20				
ENGINE								
Engine	Information				S10	T10	T20 - T23	T22 - T25
All engines					7.0060			
ENGINE								
1600 GT								
ENGINE								
1.6	Petrol	77	10/67-05/69	M10 B16				
ENGINE								
Engine	Information				S10	T10	T20 - T23	T22 - T25
All engines					7.0060			
ENGINE								
2								
ENGINE								
214 d	Diesel	70	07/14-02/18	B37 C15 A				
ENGINE								
Engine	Information				S10	T10	T20 - T23	T22 - T25
All engines							7.1312 T20	7.1314 T22
ENGINE								
216 d	Diesel	85	03/14->	B37 C15 A				
ENGINE								
Engine	Information				S10	T10	T20 - T23	T22 - T25
All engines							7.1312 T20	7.1314 T22
ENGINE								
216 i	Petrol	75	09/14-02/18	B38 A15 A				
ENGINE								
Engine	Information				S10	T10	T20 - T23	T22 - T25
All engines							7.1312 T20	7.1314 T22
ENGINE								
216 i	Petrol	80	03/18->	B38 A15 A				
ENGINE								
Engine	Information				S10	T10	T20 - T23	T22 - T25
All engines							7.1312 T20	7.1314 T22
ENGINE								
218 d	Diesel	100	11/13->	B47 C20 A, B47 D20 A, N47 D20 C				
ENGINE								
Engine	Information				S10	T10	T20 - T23	T22 - T25
Eng. B47 D20 A, N47 D20 C	COL: brown, spanner size 24, switch press. 0.2/0.5 bar, thread M12x1.5				7.0071			
Eng. B47 D20 A, N47 D20 C	spanner size 21, thread M12x1.5					7.6131		
All engines							7.1312 T20	7.1314 T22
ENGINE								
218 d	Diesel	105	01/14->	N47 D20 C				
ENGINE								
Engine	Information				S10	T10	T20 - T23	T22 - T25
All engines	COL: brown, spanner size 24, switch press. 0.2/0.5 bar, thread M12x1.5				7.0071			
All engines	spanner size 21, thread M12x1.5					7.6131		
All engines							7.1312 T20	7.1314 T22
ENGINE								
218 d	Diesel	110	11/13->	B47 C20 A, B47 D20 A				
ENGINE								
Engine	Information				S10	T10	T20 - T23	T22 - T25
All engines							7.1312 T20	7.1314 T22
ENGINE								
218 d xDrive	Diesel	100	12/14->	B47 C20 A				
ENGINE								
Engine	Information				S10	T10	T20 - T23	T22 - T25
All engines							7.1312 T20	7.1314 T22

S10	OIL PRESSURE WARNING LIGHT SWITCH	T10	REVERSING LIGHT SWITCH	T20	BRAKE LIGHT SWITCH
T22	SWITCH CLUTCH CONTROL (CRUISE CONTROL)	T23	SWITCH BRAKE ACTUATION (ENGINE TIMING)	T25	SWITCH CLUTCH CONTROL (ENGINE CONTROL)





				FUNCTIONS ON THE VEHICLE				
Vehicle	alim.	kW	Date	Engine	 S10	 T10	 T20 - T23	 T22 - T25
ENGINE								
218 d xDrive	Diesel	110	12/14->	B47 C20 A				
ENGINE								
All engines					S10	T10	T20 - T23	T22 - T25
All engines							7.1312 T20	7.1314 T22
ENGINE								
218 i	Petrol	100	11/13->	B38 A15 A, B38 B15 A				
ENGINE								
All engines					S10	T10	T20 - T23	T22 - T25
All engines							7.1312 T20	7.1314 T22
ENGINE								
218 i	Petrol	103	04/17->	B38 A15 A				
ENGINE								
All engines					S10	T10	T20 - T23	T22 - T25
All engines							7.1312 T20	7.1314 T22
ENGINE								
220 d	Diesel	120	03/14->	B47 C20 A, B47 D20 A, N47 D20 C				
ENGINE								
All engines					S10	T10	T20 - T23	T22 - T25
Eng. B47 D20 A, N47 D20 C					7.0071			
Eng. B47 D20 A, N47 D20 C						7.6131		
All engines							7.1312 T20	7.1314 T22
ENGINE								
220 d	Diesel	135	10/12-11/14	N47 D20 C				
ENGINE								
All engines					S10	T10	T20 - T23	T22 - T25
All engines					7.0071			
All engines						7.6131		
All engines							7.1312 T20	7.1314 T22
ENGINE								
220 d	Diesel	140	03/14->	B47 C20 A, B47 D20 A				
ENGINE								
All engines					S10	T10	T20 - T23	T22 - T25
All engines							7.1312 T20	7.1314 T22
ENGINE								
220 d	Diesel	147	10/12-11/14	N47 D20 C				
ENGINE								
All engines					S10	T10	T20 - T23	T22 - T25
All engines					7.0071			
All engines						7.6131		
All engines							7.1312 T20	7.1314 T22
ENGINE								
220 d xDrive	Diesel	120	03/14->	B47 C20 A, B47 C20 B, B47 D20 A				
ENGINE								
All engines					S10	T10	T20 - T23	T22 - T25
All engines							7.1312 T20	
ENGINE								
220 d xDrive	Diesel	140	03/14->	B47 C20 A, B47 C20 B, B47 D20 A				
ENGINE								
All engines					S10	T10	T20 - T23	T22 - T25
All engines							7.1312 T20	
ENGINE								
220 i	Petrol	120	03/14->	B48 A20 A				
ENGINE								
All engines					S10	T10	T20 - T23	T22 - T25
All engines							7.1312 T20	7.1314 T22
ENGINE								
220 i	Petrol	135	10/13->	B48 B20 A, N20 B20 A, N20 B20 B				
ENGINE								
All engines					S10	T10	T20 - T23	T22 - T25
Eng. N20 B20 A, N20 B20 B						7.6131		
All engines							7.1312 T20	7.1314 T22
ENGINE								
220 i	Petrol	141	03/14->	B48 A20 A				
ENGINE								
All engines					S10	T10	T20 - T23	T22 - T25
All engines							7.1312 T20	7.1314 T22

S10	OIL PRESSURE WARNING LIGHT SWITCH	T10	REVERSING LIGHT SWITCH	T20	BRAKE LIGHT SWITCH
T22	SWITCH CLUTCH CONTROL (CRUISE CONTROL)	T23	SWITCH BRAKE ACTUATION (ENGINE TIMING)	T25	SWITCH CLUTCH CONTROL (ENGINE CONTROL)

FUNCTIONS ON THE VEHICLE





Vehicle	alim.	kW	Date	Engine	 S10	 T10	 T20 - T23	 T22 - T25
ENGINE								
225 d	Diesel	160	01/14->	N47 D20 D				
Engine	Information				S10	T10	T20 - T23	T22 - T25
All engines	COL: brown, spanner size 24, switch press. 0.2/0.5 bar, thread M12x1.5				7.0071			
All engines							7.1312 T20	
ENGINE								
225 d	Diesel	165	07/15->	B47 D20 B				
Engine	Information				S10	T10	T20 - T23	T22 - T25
All engines							7.1312 T20	
ENGINE								
225 i	Petrol	170	11/13->	B48 A20 B				
Engine	Information				S10	T10	T20 - T23	T22 - T25
All engines							7.1312 T20	
ENGINE								
225 i xDrive	Petrol	170	03/14->	B48 A20 B				
Engine	Information				S10	T10	T20 - T23	T22 - T25
All engines							7.1312 T20	
ENGINE								
225 xe	Petrol/ Electro	100	11/14->	B38 A15 A				
Engine	Information				S10	T10	T20 - T23	T22 - T25
All engines							7.1312 T20	
ENGINE								
225 xe	Petrol/ Electro	165	11/14->	B38 A15 A				
Engine	Information				S10	T10	T20 - T23	T22 - T25
All engines							7.1312 T20	
ENGINE								
228 i	Petrol	180	07/14->	N20 B20 A				
Engine	Information				S10	T10	T20 - T23	T22 - T25
All engines	spanner size 21, thread M12x1.5					7.6131		
All engines							7.1312 T20	7.1314 T22
ENGINE								
230 i	Petrol	185	09/15->	B48 B20 B				
Engine	Information				S10	T10	T20 - T23	T22 - T25
All engines							7.1312 T20	7.1314 T22
ENGINE								
M 235 i	Petrol	240	10/13->	N55 B30 A				
Engine	Information				S10	T10	T20 - T23	T22 - T25
All engines	spanner size 21, thread M12x1.5					7.6131		
All engines							7.1312 T20	7.1314 T22
ENGINE								
M 235 i xDrive	Petrol	240	07/14->	N55 B30 A				
Engine	Information				S10	T10	T20 - T23	T22 - T25
All engines							7.1312 T20	
ENGINE								
M 240 i	Petrol	250	09/15->	B58 B30 A				
Engine	Information				S10	T10	T20 - T23	T22 - T25
All engines							7.1312 T20	7.1314 T22
ENGINE								
M 240 i xDrive	Petrol	250	09/15->	B58 B30 A				
Engine	Information				S10	T10	T20 - T23	T22 - T25
All engines							7.1312 T20	
ENGINE								
M2	Petrol	272	11/15-06/18	N55 B30 A				
Engine	Information				S10	T10	T20 - T23	T22 - T25
All engines							7.1312 T20	

S10	OIL PRESSURE WARNING LIGHT SWITCH	T10	REVERSING LIGHT SWITCH	T20	BRAKE LIGHT SWITCH
T22	SWITCH CLUTCH CONTROL (CRUISE CONTROL)	T23	SWITCH BRAKE ACTUATION (ENGINE TIMING)	T25	SWITCH CLUTCH CONTROL (ENGINE CONTROL)

				FUNCTIONS ON THE VEHICLE				
Vehicle	alim.	kW	Date	Engine	 S10	 T10	 T20 - T23	 T22 - T25
2000-3.2								
2.5 CS	Petrol	110	09/74-03/76	M30 B25				
				ENGINE				
Engine	Information			S10	T10	T20 - T23	T22 - T25	
All engines				7.0060				
2000 C/CA	Petrol	74	10/65-06/70	M10 B20				
				ENGINE				
Engine	Information			S10	T10	T20 - T23	T22 - T25	
All engines				7.0060				
2000 CS	Petrol	88	10/65-06/70	M10 B20				
				ENGINE				
Engine	Information			S10	T10	T20 - T23	T22 - T25	
All engines				7.0060				
2800 CS	Petrol	125	01/69-04/71	M30 B28				
				ENGINE				
Engine	Information			S10	T10	T20 - T23	T22 - T25	
All engines				7.0060				
3.0 CS	Petrol	132	05/71-03/76	M30 B30				
				ENGINE				
Engine	Information			S10	T10	T20 - T23	T22 - T25	
All engines				7.0060				
3.0 CSi	Petrol	147	07/71-03/76	M30 B30				
				ENGINE				
Engine	Information			S10	T10	T20 - T23	T22 - T25	
All engines				7.0060				
3.0 CSL	Petrol	152	01/74-11/75	M30 B32 (L-Jetronic)				
				ENGINE				
Engine	Information			S10	T10	T20 - T23	T22 - T25	
All engines				7.0060				
3 I								
315	Petrol	55	03/81-03/84	M10 B16 (164VB)				
				ENGINE				
Engine	Information			S10	T10	T20 - T23	T22 - T25	
All engines				7.0026, 7.0060	7.6029	7.1014 T20		
316	Petrol	66	08/75-08/82	M10 B16 (164VA), M10 B18 (184VC)				
				ENGINE				
Engine	Information			S10	T10	T20 - T23	T22 - T25	
All engines				7.0060				
318	Petrol	72	08/75-08/80	M10 B18 (184VA)				
				ENGINE				
Engine	Information			S10	T10	T20 - T23	T22 - T25	
All engines				7.0060				
318 i	Petrol	77	11/79-08/82	M10 B18 (184VA)				
				ENGINE				
Engine	Information			S10	T10	T20 - T23	T22 - T25	
All engines				7.0060				
320	Petrol	80	08/75-08/77	M10 B20				
				ENGINE				
Engine	Information			S10	T10	T20 - T23	T22 - T25	
All engines				7.0060				
320 i	Petrol	92	06/75-08/82	M10 B20				
				ENGINE				
Engine	Information			S10	T10	T20 - T23	T22 - T25	
All engines				7.0060				
320/6	Petrol	90	09/77-08/82	M20 B20 (206VA)				
				ENGINE				
Engine	Information			S10	T10	T20 - T23	T22 - T25	
All engines				7.0060				




S10 OIL PRESSURE WARNING LIGHT SWITCH	T10 REVERSING LIGHT SWITCH	T20 BRAKE LIGHT SWITCH
T22 SWITCH CLUTCH CONTROL (CRUISE CONTROL)	T23 SWITCH BRAKE ACTUATION (ENGINE TIMING)	T25 SWITCH CLUTCH CONTROL (ENGINE CONTROL)

FUNCTIONS ON THE VEHICLE

Vehicle	alim.	kW	Date	Engine	 S10	 T10	 T20 - T23	 T22 - T25
ENGINE								
323 i	Petrol	105	01/78-08/82	M20 B23 (236EA)				
ENGINE								
Engine Information					S10	T10	T20 - T23	T22 - T25
All engines					7.0060			
3 II								
315	Petrol	55	09/82-12/91	M10 B16				
ENGINE								
Engine Information					S10	T10	T20 - T23	T22 - T25
All engines					7.0060			
316	Petrol	66	09/82-12/90	M10 B18 (184VC), M10 B18 (184VD)				
ENGINE								
Engine Information					S10	T10	T20 - T23	T22 - T25
All engines					7.0052			
Eng. M10 B18 (184VD)					7.0060			
All engines pole nr. 2						7.6029		
All engines -> 30/09/86							7.1014	T20
All engines 01/10/86 ->							7.1058	T20
316 i	Petrol	73	09/87-06/94	M40 B16 (164E1)				
ENGINE								
Engine Information					S10	T10	T20 - T23	T22 - T25
All engines					7.0071		7.1058	T20
All engines -> 30/09/92						7.6029		
All engines 01/10/92 ->						7.6131		
316 i	Petrol	75	08/87-06/94	M10 B18 (184KA), M40 B16 (164E1)				
ENGINE								
Engine Information					S10	T10	T20 - T23	T22 - T25
Eng. M10 B18 (184KA)					7.0052			
Eng. M40 B16 (164E1)					7.0071			
All engines -> 30/09/92						7.6029		
Eng. M40 B16 (164E1) 01/10/92 ->						7.6131		
All engines							7.1058	T20
318 i	Petrol	75	12/84-08/88	M10 B18 (184KA)				
ENGINE								
Engine Information					S10	T10	T20 - T23	T22 - T25
All engines no specific info conc. application available					7.0052, 7.0071			
All engines pole nr. 2						7.6029		
All engines -> 30/09/86							7.1014	T20
All engines 01/10/86 ->							7.1058	T20
318 i	Petrol	77	09/82-08/87	M10 B18 (184EA)				
ENGINE								
Engine Information					S10	T10	T20 - T23	T22 - T25
All engines no specific info conc. application available					7.0052, 7.0071			
All engines pole nr. 2						7.6029		
All engines -> 30/09/86							7.1014	T20
All engines 01/10/86 ->							7.1058	T20
318 i	Petrol	83	09/87-06/94	M40 B18 (184E1)				
ENGINE								
Engine Information					S10	T10	T20 - T23	T22 - T25
All engines no specific info conc. application available					7.0071			
All engines -> 30/09/92						7.6029		
All engines 01/10/92 ->						7.6131		
All engines pole nr. 2							7.1058	T20
318 i	Petrol	85	09/87-06/91	M40 B18 (184E1)				
ENGINE								
Engine Information					S10	T10	T20 - T23	T22 - T25
All engines no specific info conc. application available					7.0071			
All engines -> 30/09/92						7.6029		
All engines 01/10/92 ->						7.6131		
All engines pole nr. 2							7.1058	T20

S10	OIL PRESSURE WARNING LIGHT SWITCH	T10	REVERSING LIGHT SWITCH	T20	BRAKE LIGHT SWITCH
T22	SWITCH CLUTCH CONTROL (CRUISE CONTROL)	T23	SWITCH BRAKE ACTUATION (ENGINE TIMING)	T25	SWITCH CLUTCH CONTROL (ENGINE CONTROL)

FUNCTIONS ON THE VEHICLE

Vehicle	alim.	kW	Date	Engine	 S10	 T10	 T20 - T23	 T22 - T25
---------	-------	----	------	--------	---	---	--	---

ENGINE				
318 is	Petrol	100	09/89-08/91	M42 B18 (184S1)

Engine	Information	S10	T10	T20 - T23	T22 - T25
All engines		7.0071	7.6029	7.1058 T20	

ENGINE				
320 i	Petrol	110	12/85-06/90	M20 B20 (206KA)

Engine	Information	S10	T10	T20 - T23	T22 - T25
All engines	-> 31/12/86	7.0026			
All engines	01/01/87 ->	7.0071			
All engines	pole nr. 2		7.6029		
All engines	-> 30/09/86			7.1014 T20	
All engines	01/10/86 ->			7.1058 T20	

ENGINE				
320 i	Petrol	92	09/82-12/91	M20 B20 (206EB)

Engine	Information	S10	T10	T20 - T23	T22 - T25
All engines	-> 31/12/86	7.0026			
All engines		7.0060			
All engines	01/01/87 ->	7.0071			
All engines	pole nr. 2		7.6029		
All engines	-> 30/09/86			7.1014 T20	
All engines	01/10/86 ->			7.1058 T20	

ENGINE				
320 i	Petrol	93	04/86-10/93	M20 B20

Engine	Information	S10	T10	T20 - T23	T22 - T25
All engines	-> 31/12/86	7.0026			
All engines	01/01/87 ->	7.0071			
All engines	pole nr. 2		7.6029		
All engines	-> 30/09/86			7.1014 T20	
All engines	01/10/86 ->			7.1058 T20	

ENGINE				
320 i	Petrol	95	12/85-10/93	M20 B20 (206KA)

Engine	Information	S10	T10	T20 - T23	T22 - T25
All engines	-> 31/12/86	7.0026			
All engines		7.0060			
All engines	01/01/87 ->	7.0071			
All engines	pole nr. 2		7.6029		
All engines	-> 30/09/86			7.1014 T20	
All engines	01/10/86 ->			7.1058 T20	

ENGINE				
320 is	Petrol	141	05/88-12/90	S14 B20 (204EA)

Engine	Information	S10	T10	T20 - T23	T22 - T25
All engines		7.0071	7.6029	7.1058 T20	

ENGINE				
323 i	Petrol	102	09/82-08/83	M20 B23 (236EC)

Engine	Information	S10	T10	T20 - T23	T22 - T25
All engines		7.0026, 7.0060		7.1014 T20	
All engines	pole nr. 2		7.6029		

ENGINE				
323 i	Petrol	110	09/83-08/86	M20 B23 (236EC)

Engine	Information	S10	T10	T20 - T23	T22 - T25
All engines		7.0026, 7.0060		7.1014 T20	
All engines	pole nr. 2		7.6029		

ENGINE				
324 d	Diesel	63	09/85-08/91	M21 D24 (246DA)

Engine	Information	S10	T10	T20 - T23	T22 - T25
All engines	-> 30/09/87	7.0057			
All engines	01/10/87 ->	7.0071			
All engines	pole nr. 2		7.6029	7.1058 T20	
All engines	pole nr. 4			7.1081 T20	

S10 OIL PRESSURE WARNING LIGHT SWITCH	T10 REVERSING LIGHT SWITCH	T20 BRAKE LIGHT SWITCH
T22 SWITCH CLUTCH CONTROL (CRUISE CONTROL)	T23 SWITCH BRAKE ACTUATION (ENGINE TIMING)	T25 SWITCH CLUTCH CONTROL (ENGINE CONTROL)

FUNCTIONS ON THE VEHICLE

Vehicle	alim.	kW	Date	Engine	 S10	 T10	 T20 - T23	 T22 - T25
---------	-------	----	------	--------	---	---	--	---

ENGINE				
324 td	Diesel	85	09/87-06/93	M21 D24 (246TB)

Engine	Information	S10	T10	T20 - T23	T22 - T25
All engines		7.0071	7.6029		
All engines	pole nr. 2			7.1058	T20
All engines	pole nr. 4			7.1081	T20

ENGINE				
325 e 2.7	Petrol	90	10/83-12/88	M20 B27 (276KA), M20 B27 (276KB)

Engine	Information	S10	T10	T20 - T23	T22 - T25
All engines	-> 31/12/86	7.0026			
All engines		7.0060	7.6029		
All engines	01/01/87 ->	7.0071			
All engines	see connection type			7.1014, 7.1058	T20

ENGINE				
325 e 2.7	Petrol	95	01/85-08/87	M20 B27 (276KB)

Engine	Information	S10	T10	T20 - T23	T22 - T25
All engines	-> 31/12/86	7.0026			
All engines		7.0060	7.6029		
All engines	01/01/87 ->	7.0071			
All engines	see connection type			7.1014, 7.1058	T20

ENGINE				
325 i	Petrol	125	12/86-10/93	M20 B25 (256E1), M20 B25 (256E2), M20 B25 (256EX), M20 B25 (256K1)

Engine	Information	S10	T10	T20 - T23	T22 - T25
All engines	-> 31/12/86	7.0026			
All engines		7.0060	7.6029		
All engines	01/01/87 ->	7.0071			
All engines	no specific info conc. application available			7.1014, 7.1058	T20

ENGINE				
325 i	Petrol	126	09/83-11/89	M20 B25 (256E2)

Engine	Information	S10	T10	T20 - T23	T22 - T25
All engines	-> 31/12/86	7.0026			
All engines		7.0060	7.6029		
All engines	01/01/87 ->	7.0071			
All engines	no specific info conc. application available			7.1014, 7.1058	T20

ENGINE				
325 i X	Petrol	125	12/86-10/93	M20 B25 (256E1), M20 B25 (256E2), M20 B25 (256EX), M20 B25 (256K1)

Engine	Information	S10	T10	T20 - T23	T22 - T25
All engines	press. 0, 35 bar	7.0026			
All engines		7.0060	7.6029		
All engines	press. 0, 30 bar	7.0071			
All engines	no specific info conc. application available			7.1014, 7.1058	T20 7.1110 T22

ENGINE				
325 i X	Petrol	126	03/86-12/87	M20 B25 (256E1), M20 B25 (256E2), M20 B25 (256EX), M20 B25 (256K1)

Engine	Information	S10	T10	T20 - T23	T22 - T25
All engines	press. 0, 35 bar	7.0026			
All engines		7.0060	7.6029		
All engines	press. 0, 30 bar	7.0071			
All engines	no specific info conc. application available			7.1014, 7.1058	T20 7.1110 T22

ENGINE				
M3 2.3	Petrol	143	07/86-06/91	S14 B23 (234EA), S14 B23 (234S1), S14 B23 (234S2)

Engine	Information	S10	T10	T20 - T23	T22 - T25
All engines		7.0071	7.6029		
All engines	-> 30/09/86			7.1014	T20
All engines	01/10/86 ->			7.1058	T20

S10 OIL PRESSURE WARNING LIGHT SWITCH	T10 REVERSING LIGHT SWITCH	T20 BRAKE LIGHT SWITCH
T22 SWITCH CLUTCH CONTROL (CRUISE CONTROL)	T23 SWITCH BRAKE ACTUATION (ENGINE TIMING)	T25 SWITCH CLUTCH CONTROL (ENGINE CONTROL)

FUNCTIONS ON THE VEHICLE

Vehicle	alim.	kW	Date	Engine	 S10	 T10	 T20 - T23	 T22 - T25
---------	-------	----	------	--------	---	---	--	---

ENGINE				
M3 2.3	Petrol	147	02/87-05/89	S14 B23 (234S2)

Engine	Information	S10	T10	T20 - T23	T22 - T25
All engines		7.0071	7.6029		
All engines	-> 30/09/86			7.1014 T20	
All engines	01/10/86 ->			7.1058 T20	

ENGINE				
M3 2.3	Petrol	158	07/85-06/91	S14 B23 (234EA)

Engine	Information	S10	T10	T20 - T23	T22 - T25
All engines		7.0071	7.6029		
All engines	-> 30/09/86			7.1014 T20	
All engines	01/10/86 ->			7.1058 T20	

ENGINE				
M3 EV0 1.2.3	Petrol	162	10/88-10/90	S14 B23 (234EA)

Engine	Information	S10	T10	T20 - T23	T22 - T25
All engines		7.0071	7.6029		
All engines	-> 30/09/86			7.1014 T20	
All engines	01/10/86 ->			7.1058 T20	

3 III

ENGINE				
316 g	Petrol/ Petroleum Gas (LPG)	75	03/94-08/00	M43 B16 (164E2)

Engine	Information	S10	T10	T20 - T23	T22 - T25
All engines		7.0071	7.6131	7.1058 T20	7.1110 T22

ENGINE				
316 i	Petrol	73	09/90-09/93	M40 B16 (164E1)

Engine	Information	S10	T10	T20 - T23	T22 - T25
All engines		7.0071			
All engines	-> 30/09/92		7.6029		
All engines	01/10/92 ->		7.6131		
All engines	pole nr. 2			7.1058 T20	

ENGINE				
316 i	Petrol	75	09/90-08/00	M43 B16 (164E2)

Engine	Information	S10	T10	T20 - T23	T22 - T25
All engines		7.0071			7.1110 T22
All engines	-> 30/09/92		7.6029		
All engines	01/10/92 ->		7.6131		
All engines	pole nr. 2			7.1058 T20	
All engines	pole nr. 4			7.1081 T20	

ENGINE				
316 i	Petrol	77	12/98-08/00	M43 B19 (194E1)

Engine	Information	S10	T10	T20 - T23	T22 - T25
All engines		7.0071	7.6131	7.1058 T20	7.1110 T22

ENGINE				
318 i	Petrol	83	12/90-10/93	M40 B18 (184E1)




Engine	Information	S10	T10	T20 - T23	T22 - T25
All engines		7.0071			7.1110 T22
All engines	-> 30/09/92		7.6029		
All engines	01/10/92 ->		7.6131		
All engines	pole nr. 2			7.1058 T20	
All engines	pole nr. 4			7.1081 T20	

ENGINE				
318 i	Petrol	85	10/93-10/99	M43 B18 (184E2)

Engine	Information	S10	T10	T20 - T23	T22 - T25
All engines		7.0071	7.6131		7.1110 T22
All engines	pole nr. 2			7.1058 T20	
All engines	pole nr. 4			7.1081 T20	




S10 OIL PRESSURE WARNING LIGHT SWITCH	T10 REVERSING LIGHT SWITCH	T20 BRAKE LIGHT SWITCH
T22 SWITCH CLUTCH CONTROL (CRUISE CONTROL)	T23 SWITCH BRAKE ACTUATION (ENGINE TIMING)	T25 SWITCH CLUTCH CONTROL (ENGINE CONTROL)

FUNCTIONS ON THE VEHICLE

Vehicle	alim.	kW	Date	Engine	 S10	 T10	 T20 - T23	 T22 - T25
ENGINE								
318 is	Petrol	103	03/92-04/99	M42 B18 (184S1), M44 B19 (194S1)				
Engine	Information			S10	T10	T20 - T23	T22 - T25	
All engines				7.0071		7.1058 T20	7.1110 T22	
Eng. M42 B18 (184S1)	-> 30/09/92				7.6029			
All engines	01/10/92 ->				7.6131			
ENGINE								
318 tds	Diesel	66	03/94-05/01	M41 D17 (174T1)				
Engine	Information			S10	T10	T20 - T23	T22 - T25	
All engines				7.0071	7.6131		7.1110 T22	
All engines	pole nr. 2					7.1058 T20		
All engines	pole nr. 4					7.1081 T20		
ENGINE								
318 ti	Petrol	103	11/94-08/00	M42 B18 (184S1), M44 B19 (194S1)				
Engine	Information			S10	T10	T20 - T23	T22 - T25	
All engines				7.0071	7.6131		7.1110 T22	
All engines	pole nr. 2					7.1058 T20		
Eng. M42 B18 (184S1)	pole nr. 4					7.1081 T20		
ENGINE								
320 i	Petrol	110	09/90-10/99	M50 B20 (206S1), M50 B20 (206S2), M52 B20 (206S3)				
Engine	Information			S10	T10	T20 - T23	T22 - T25	
All engines				7.0071			7.1110 T22	
All engines	-> 28/02/92				7.6029			
All engines	01/03/92 ->				7.6131			
All engines	pole nr. 2					7.1058 T20		
All engines	pole nr. 4					7.1081 T20		
ENGINE								
323 i	Petrol	125	03/95-10/99	M52 B25 (256S3)				
Engine	Information			S10	T10	T20 - T23	T22 - T25	
All engines				7.0071	7.6131		7.1110 T22	
All engines	pole nr. 2					7.1058 T20		
All engines	pole nr. 4					7.1081 T20		
ENGINE								
323 i 2.5	Petrol	125	03/95-02/98	M52 B25 (256S3)				
Engine	Information			S10	T10	T20 - T23	T22 - T25	
All engines				7.0071	7.6131		7.1110 T22	
All engines	pole nr. 2					7.1058 T20		
All engines	pole nr. 4					7.1081 T20		
ENGINE								
323 ti	Petrol	120	01/99-08/00	M52 B25 (256S3)				
Engine	Information			S10	T10	T20 - T23	T22 - T25	
All engines				7.0071	7.6131	7.1058 T20	7.1110 T22	
ENGINE								
323 ti	Petrol	125	08/97-08/00	M52 B25 (256S3)				
Engine	Information			S10	T10	T20 - T23	T22 - T25	
All engines				7.0071	7.6131	7.1058 T20	7.1110 T22	
ENGINE								
325 i	Petrol	141	09/90-04/99	M50 B25 (256S1), M50 B25 (256S2)				
Engine	Information			S10	T10	T20 - T23	T22 - T25	
All engines				7.0071		7.1081 T20	7.1110 T22	
All engines	-> 28/02/92				7.6029			
All engines	01/03/92 ->				7.6131			
ENGINE								
325 tds	Diesel	105	05/93-02/98	M51 D25 (256T1)				
Engine	Information			S10	T10	T20 - T23	T22 - T25	
All engines				7.0071	7.6131	7.1081 T20	7.1110 T22	
All engines	+automatic transmission					7.1058 T20		

S10 OIL PRESSURE WARNING LIGHT SWITCH	T10 REVERSING LIGHT SWITCH	T20 BRAKE LIGHT SWITCH
T22 SWITCH CLUTCH CONTROL (CRUISE CONTROL)	T23 SWITCH BRAKE ACTUATION (ENGINE TIMING)	T25 SWITCH CLUTCH CONTROL (ENGINE CONTROL)

FUNCTIONS ON THE VEHICLE

Vehicle	alim.	kW	Date	Engine	 S10	 T10	 T20 - T23	 T22 - T25
---------	-------	----	------	--------	---	---	--	---

ENGINE				
328 i	Petrol	142	08/94-12/99	M52 B28 (286S1)

Engine	Information	S10	T10	T20 - T23	T22 - T25
All engines		7.0071	7.6131	7.1081 T20	7.1110 T22
All engines	+automatic transmission			7.1058 T20	

ENGINE				
M3 3.0	Petrol	210	10/92-10/95	S50 B30 (306S1)

Engine	Information	S10	T10	T20 - T23	T22 - T25
All engines		7.0071	7.6131	7.1081 T20	7.1110 T22

ENGINE				
M3 3.0	Petrol	217	01/95-10/95	S50 B30 (306S1)

Engine	Information	S10	T10	T20 - T23	T22 - T25
All engines		7.0071	7.6131	7.1081 T20	7.1110 T22

ENGINE				
M3 3.2	Petrol	236	09/95-04/99	S50 B32 (326S1)

Engine	Information	S10	T10	T20 - T23	T22 - T25
All engines		7.0071	7.6131	7.1081 T20	7.1110 T22

3 IV

ENGINE				
316 Ci	Petrol	77	04/00-07/06	M43 B16 (164E3), M43B164E3

Engine	Information	S10	T10	T20 - T23	T22 - T25
All engines	COL:brown, spanner size 24, switch press. 0.2/0.5 bar, thread M12x1.5	7.0071			
All engines	spanner size 21, thread M12x1.5		7.6131		
Eng. M43 B16 (164E3)				7.1215 T20	
Eng. M43 B16 (164E3)	pole nr. 2				7.1110 T22
Eng. M43B164E3	Conn. nr. 2				7.1123 T25
All engines	no specific info conc. application available				7.1314 T22

ENGINE				
316 Ci	Petrol	85	10/01->	N40 B16 A, N45 B16 A

Engine	Information	S10	T10	T20 - T23	T22 - T25
All engines	COL:brown, spanner size 24, switch press. 0.2/0.5 bar, thread M12x1.5	7.0071			
All engines	spanner size 21, thread M12x1.5		7.6131		
All engines	COL:blue, Conn. nr. 4			7.1215 T20	
All engines	pole nr. 2				7.1110 T22
All engines	no specific info conc. application available				7.1314 T22

ENGINE				
316 i	Petrol	77	09/98-02/05	M43 B16 (164E3), M43 B19 (194E1), M43B164E3, M43B194E1

Engine	Information	S10	T10	T20 - T23	T22 - T25
All engines	COL:brown, spanner size 24, switch press. 0.2/0.5 bar, thread M12x1.5	7.0071			
All engines	spanner size 21, thread M12x1.5		7.6131		
All engines	aut., COL:blue, Conn. nr. 4			7.1215 T20	
Eng. M43 B16 (164E3), M43 B19 (194E1)	pole nr. 2				7.1110 T22
Eng. M43B164E3	-> 01/03/01, Conn. nr. 2				7.1123 T22
Eng. M43B164E3	01/04/01 ->				7.1314 T22

ENGINE				
316 i	Petrol	85	02/02-02/05	N40 B16 A, N42 B18 A, N45 B16 A, N46 B18 A





Engine	Information	S10	T10	T20 - T23	T22 - T25
All engines	COL:brown, spanner size 24, switch press. 0.2/0.5 bar, thread M12x1.5	7.0071			
All engines	spanner size 21, thread M12x1.5		7.6131		
All engines	COL:blue, Conn. nr. 4			7.1215 T20	
Eng. N42 B18 A, N45 B16 A, N46 B18 A	pole nr. 2				7.1110 T22
All engines					7.1314 T22
Eng. N40 B16 A					7.1314 T25

ENGINE				
316 ti	Petrol	77	06/02-02/05	N40 B16 A, N45 B16 A

Engine	Information	S10	T10	T20 - T23	T22 - T25
All engines	COL:brown, spanner size 24, switch press. 0.2/0.5 bar, thread M12x1.5	7.0071			

S10 OIL PRESSURE WARNING LIGHT SWITCH	T10 REVERSING LIGHT SWITCH	T20 BRAKE LIGHT SWITCH
T22 SWITCH CLUTCH CONTROL (CRUISE CONTROL)	T23 SWITCH BRAKE ACTUATION (ENGINE TIMING)	T25 SWITCH CLUTCH CONTROL (ENGINE CONTROL)

FUNCTIONS ON THE VEHICLE

Vehicle	alim.	kW	Date	Engine	 S10	 T10	 T20 - T23	 T22 - T25
ENGINE								
316 ti	Petrol	77	06/02-02/05	N40 B16 A, N45 B16 A				
Engine	Information			S10	T10	T20 - T23	T22 - T25	
All engines	spanner size 21, thread M12x1.5				7.6131			
All engines	COL:blue, Conn. nr. 4					7.1215 T20		
All engines							7.1314 T22	
ENGINE								
316 ti	Petrol	85	06/01-02/05	N40 B16 A, N42 B18 A, N45 B16 A, N46 B18 A				
Engine	Information			S10	T10	T20 - T23	T22 - T25	
All engines	COL:brown, spanner size 24, switch press. 0.2/0.5 bar, thread M12x1.5			7.0071				
All engines	spanner size 21, thread M12x1.5				7.6131			
All engines	COL:blue, Conn. nr. 4					7.1215 T20		
Eng. N42 B18 A, N46 B18 A							7.1110 T22	
All engines							7.1314 T22	
ENGINE								
316i Coupe	Petrol	77	04/99-02/02	M43164E3				
Engine	Information			S10	T10	T20 - T23	T22 - T25	
All engines	COL:brown, spanner size 24, switch press. 0.2/0.5 bar, thread M12x1.5			7.0071				
All engines	spanner size 21, thread M12x1.5				7.6131			
All engines	COL:blue, Conn. nr. 4					7.1215 T20		
ENGINE								
318 Ci	Petrol	100	12/00-08/06	N42 B20 A, N46 B20 A				
Engine	Information			S10	T10	T20 - T23	T22 - T25	
All engines	COL:brown, spanner size 24, switch press. 0.2/0.5 bar, thread M12x1.5			7.0071				
All engines	spanner size 21, thread M12x1.5				7.6131			
All engines	COL:blue, Conn. nr. 4					7.1215 T20		
Eng. N46 B20 A	pole nr. 2						7.1110 T22	
All engines	no specific info conc. application available						7.1314 T22	
ENGINE								
318 Ci	Petrol	105	12/00-12/07	N42 B20 A, N46 B20 A				
Engine	Information			S10	T10	T20 - T23	T22 - T25	
All engines	COL:brown, spanner size 24, switch press. 0.2/0.5 bar, thread M12x1.5			7.0071				
All engines	spanner size 21, thread M12x1.5				7.6131			
All engines	COL:blue, Conn. nr. 4					7.1215 T20		
All engines	pole nr. 2						7.1110 T22	
All engines	no specific info conc. application available						7.1314 T22	
ENGINE								
318 Ci	Petrol	110	02/05-12/07	N46 B20 A, N46 B20 B, N46 B20 C				
Engine	Information			S10	T10	T20 - T23	T22 - T25	
All engines	COL:brown, spanner size 24, switch press. 0.2/0.5 bar, thread M12x1.5			7.0071				
All engines	spanner size 21, thread M12x1.5				7.6131			
All engines	COL:blue, Conn. nr. 4					7.1215 T20		
Eng. N46 B20 A, N46 B20 B	pole nr. 2						7.1110 T22	
Eng. N46 B20 A, N46 B20 B							7.1314 T22	
ENGINE								
318 Ci	Petrol	85	11/99-09/01	M43 B19 (194E1)				
Engine	Information			S10	T10	T20 - T23	T22 - T25	
All engines				7.0071	7.6131	7.1215 T20	7.1314 T22	
All engines	pole nr. 2						7.1110 T22	
ENGINE								
318 Ci	Petrol	87	11/99-09/01	M43 B19 (194E1), M43B194E1				
Engine	Information			S10	T10	T20 - T23	T22 - T25	
All engines	COL:brown, spanner size 24, switch press. 0.2/0.5 bar, thread M12x1.5			7.0071				
All engines	spanner size 21, thread M12x1.5				7.6131			
All engines	aut., COL:blue, Conn. nr. 4					7.1215 T20		
Eng. M43 B19 (194E1)	pole nr. 2						7.1110 T22	
Eng. M43 B19 (194E1)							7.1314 T22	

S10 OIL PRESSURE WARNING LIGHT SWITCH	T10 REVERSING LIGHT SWITCH	T20 BRAKE LIGHT SWITCH
T22 SWITCH CLUTCH CONTROL (CRUISE CONTROL)	T23 SWITCH BRAKE ACTUATION (ENGINE TIMING)	T25 SWITCH CLUTCH CONTROL (ENGINE CONTROL)

FUNCTIONS ON THE VEHICLE

Vehicle	alim.	kW	Date	Engine	 S10	 T10	 T20 - T23	 T22 - T25
---------	-------	----	------	--------	---	---	--	---

ENGINE				
318 d	Diesel	85	09/01-02/05	M47 D20 (204D1), M47 D20 (204D4), M47D204D1, M47D204D4

Engine	Information	S10	T10	T20 - T23	T22 - T25
All engines	COL:brown, spanner size 24, switch press. 0.2/0.5 bar, thread M12x1.5	7.0071			
All engines	spanner size 21, thread M12x1.5		7.6131		
All engines	COL:blue, Conn. nr. 4			7.1215 T20	
Eng. M47 D20 (204D1), M47 D20 (204D4)	pole nr. 2				7.1110 T22
Eng. M47 D20 (204D1), M47 D20 (204D4), M47D204D4					7.1314 T22

ENGINE				
318 i	Petrol	100	09/01-02/05	N42 B20 A

Engine	Information	S10	T10	T20 - T23	T22 - T25
All engines		7.0071	7.6131	7.1215 T20	7.1314 T22
All engines	pole nr. 2				7.1110 T22

ENGINE				
318 i	Petrol	105	09/01-02/05	N42 B20 A, N46 B20 A, N46 B20 C

Engine	Information	S10	T10	T20 - T23	T22 - T25
All engines	COL:brown, spanner size 24, switch press. 0.2/0.5 bar, thread M12x1.5	7.0071			
All engines	spanner size 21, thread M12x1.5		7.6131		
Eng. N42 B20 A, N46 B20 A				7.1215 T20	7.1314 T22
Eng. N42 B20 A, N46 B20 A	pole nr. 2				7.1110 T22

ENGINE				
318 i	Petrol	85	10/99-09/01	M43 B19 (194E1), M43B194E1

Engine	Information	S10	T10	T20 - T23	T22 - T25
All engines	COL:brown, spanner size 24, switch press. 0.2/0.5 bar, thread M12x1.5	7.0071			
All engines	spanner size 21, thread M12x1.5		7.6131		
All engines	COL:blue, Conn. nr. 4			7.1215 T20	
Eng. M43 B19 (194E1)	pole nr. 2				7.1110 T22
Eng. M43B194E1	Conn. nr. 2				7.1123 T25
All engines					7.1314 T22

ENGINE				
318 i	Petrol	87	02/98-09/01	M43 B19 (194E1), M43B194E1

Engine	Information	S10	T10	T20 - T23	T22 - T25
All engines	COL:brown, spanner size 24, switch press. 0.2/0.5 bar, thread M12x1.5	7.0071			
All engines	spanner size 21, thread M12x1.5		7.6131		
All engines	aut., COL:blue, Conn. nr. 4			7.1215 T20	
Eng. M43 B19 (194E1)	pole nr. 2				7.1110 T22
Eng. M43 B19 (194E1)					7.1314 T22

ENGINE				
318 td	Diesel	85	03/03-02/05	M47 D20 (204D4), M47D204D4

Engine	Information	S10	T10	T20 - T23	T22 - T25
All engines	COL:brown, spanner size 24, switch press. 0.2/0.5 bar, thread M12x1.5	7.0071			
All engines	spanner size 21, thread M12x1.5		7.6131		
All engines	COL:blue, Conn. nr. 4			7.1215 T20	
Eng. M47 D20 (204D4)					7.1110, 7.1314 T22

ENGINE				
318 ti	Petrol	100	03/01-12/04	N42 B20 A, N46 B20 A





Engine	Information	S10	T10	T20 - T23	T22 - T25
All engines		7.0071	7.6131	7.1215 T20	7.1110, 7.1314 T22

ENGINE				
318 ti	Petrol	105	03/01-12/04	N42 B20 A, N46 B20 A

Engine	Information	S10	T10	T20 - T23	T22 - T25
All engines	COL:brown, spanner size 24, switch press. 0.2/0.5 bar, thread M12x1.5	7.0071			
All engines	spanner size 21, thread M12x1.5		7.6131		
All engines	COL:blue, Conn. nr. 4			7.1215 T20	

S10	OIL PRESSURE WARNING LIGHT SWITCH	T10	REVERSING LIGHT SWITCH	T20	BRAKE LIGHT SWITCH
T22	SWITCH CLUTCH CONTROL (CRUISE CONTROL)	T23	SWITCH BRAKE ACTUATION (ENGINE TIMING)	T25	SWITCH CLUTCH CONTROL (ENGINE CONTROL)

FUNCTIONS ON THE VEHICLE

Vehicle	alim.	kW	Date	Engine	 S10	 T10	 T20 - T23	 T22 - T25
---------	-------	----	------	--------	---	---	--	---

ENGINE				
318 ti	Petrol	105	03/01-12/04	N42 B20 A, N46 B20 A

Engine	Information	S10	T10	T20 - T23	T22 - T25
All engines					7.1110, 7.1314 T22

ENGINE				
320 Cd	Diesel	110	11/03-12/07	M47 D20 (204D4), M47D204D4

Engine	Information	S10	T10	T20 - T23	T22 - T25
All engines	COL:brown, spanner size 24, switch press. 0.2/0.5 bar, thread M12x1.5	7.0071			
All engines	spanner size 21, thread M12x1.5		7.6131		
All engines	COL:blue, Conn. nr. 4			7.1215 T20	
Eng. M47 D20 (204D4)	pole nr. 2				7.1110 T22
Eng. M47 D20 (204D4)					7.1314 T22

ENGINE				
320 Ci	Petrol	110	02/99-08/01	M52 B20 (206S4), M52B206S4

Engine	Information	S10	T10	T20 - T23	T22 - T25
All engines	COL:brown, spanner size 24, switch press. 0.2/0.5 bar, thread M12x1.5	7.0071			
All engines	spanner size 21, thread M12x1.5		7.6131		
All engines	COL:blue, Conn. nr. 4			7.1215 T20	
Eng. M52 B20 (206S4)	pole nr. 2				7.1110 T22
Eng. M52 B20 (206S4)					7.1314 T22

ENGINE				
320 Ci	Petrol	120	01/00-12/07	M54 B22 (226S1), M54B226S1

Engine	Information	S10	T10	T20 - T23	T22 - T25
All engines	COL:brown, spanner size 24, switch press. 0.2/0.5 bar, thread M12x1.5	7.0071			
All engines	spanner size 21, thread M12x1.5		7.6131		
All engines	COL:blue, Conn. nr. 4			7.1215 T20	
Eng. M54 B22 (226S1)	pole nr. 2				7.1110 T22
All engines	01/04/01 ->				7.1314 T22
Eng. M54B226S1	-> 01/03/01, 01/04/01 ->, version 1				7.1314 T25

ENGINE				
320 Ci	Petrol	125	01/00-12/07	M54 B22 (226S1), M54B226S1

Engine	Information	S10	T10	T20 - T23	T22 - T25
All engines	COL:brown, spanner size 24, switch press. 0.2/0.5 bar, thread M12x1.5	7.0071			
All engines	spanner size 21, thread M12x1.5		7.6131		
All engines	COL:blue, Conn. nr. 4			7.1215 T20	
Eng. M54 B22 (226S1)	pole nr. 2				7.1110 T22
All engines	01/04/01 ->				7.1314 T22
Eng. M54B226S1	-> 01/03/01, 01/04/01 ->, version 1				7.1314 T25

ENGINE				
320 d	Diesel	100	04/98-09/01	M47 D20 (204D1), M47D204D1

Engine	Information	S10	T10	T20 - T23	T22 - T25
All engines	COL:brown, spanner size 24, switch press. 0.2/0.5 bar, thread M12x1.5	7.0071			
All engines	spanner size 21, thread M12x1.5		7.6131		
All engines	COL:blue, Conn. nr. 4			7.1215 T20	
Eng. M47 D20 (204D1)	pole nr. 2				7.1110 T22
Eng. M47 D20 (204D1)					7.1314 T22

ENGINE				
320 d	Diesel	110	09/01-02/05	M47 D20 (204D4), M47D204D4

Engine	Information	S10	T10	T20 - T23	T22 - T25
All engines	COL:brown, spanner size 24, switch press. 0.2/0.5 bar, thread M12x1.5	7.0071			
All engines	spanner size 21, thread M12x1.5		7.6131		
All engines	COL:blue, Conn. nr. 4			7.1215 T20	
Eng. M47 D20 (204D4)	pole nr. 2				7.1110 T22
All engines					7.1314 T22

S10 OIL PRESSURE WARNING LIGHT SWITCH	T10 REVERSING LIGHT SWITCH	T20 BRAKE LIGHT SWITCH
T22 SWITCH CLUTCH CONTROL (CRUISE CONTROL)	T23 SWITCH BRAKE ACTUATION (ENGINE TIMING)	T25 SWITCH CLUTCH CONTROL (ENGINE CONTROL)

FUNCTIONS ON THE VEHICLE

Vehicle	alim.	kW	Date	Engine	 S10	 T10	 T20 - T23	 T22 - T25
---------	-------	----	------	--------	---	---	--	---

ENGINE				
320 d	Diesel	95	02/98-08/01	M47 D20 (204D1), M47D204D1

Engine	Information	S10	T10	T20 - T23	T22 - T25
All engines	COL:brown, spanner size 24, switch press. 0.2/0.5 bar, thread M12x1.5	7.0071			
All engines	spanner size 21, thread M12x1.5		7.6131		
All engines	COL:blue, Conn. nr. 4			7.1215 T20	
Eng. M47 D20 (204D1)	pole nr. 2				7.1110 T22
Eng. M47D204D1	-> 01/08/98, Conn. nr. 2				7.1123 T22
All engines	01/04/01 ->				7.1314 T22
Eng. M47D204D1	-> 01/03/01, 01/04/01 ->, version 1				7.1314 T25

ENGINE				
320 i	Petrol	110	03/98-09/00	M52 B20 (206S4), M52B206S4

Engine	Information	S10	T10	T20 - T23	T22 - T25
All engines	COL:brown, spanner size 24, switch press. 0.2/0.5 bar, thread M12x1.5	7.0071			
All engines	spanner size 21, thread M12x1.5		7.6131		
All engines	COL:blue, Conn. nr. 4			7.1215 T20	
Eng. M52 B20 (206S4)	pole nr. 2				7.1110 T22
Eng. M52 B20 (206S4)					7.1314 T22

ENGINE				
320 i	Petrol	120	09/00-02/05	M54 B22 (226S1), M54B226S1

Engine	Information	S10	T10	T20 - T23	T22 - T25
All engines	COL:brown, spanner size 24, switch press. 0.2/0.5 bar, thread M12x1.5	7.0071			
All engines	spanner size 21, thread M12x1.5		7.6131		
All engines	COL:blue, Conn. nr. 4			7.1215 T20	
Eng. M54 B22 (226S1)	pole nr. 2				7.1110 T22
All engines	01/04/01 ->				7.1314 T22
Eng. M54B226S1	-> 01/03/01, 01/04/01 ->, version 1				7.1314 T25

ENGINE				
320 i	Petrol	125	09/00-02/05	M54 B22 (226S1), M54B226S1

Engine	Information	S10	T10	T20 - T23	T22 - T25
All engines	COL:brown, spanner size 24, switch press. 0.2/0.5 bar, thread M12x1.5	7.0071			
All engines	spanner size 21, thread M12x1.5		7.6131		
All engines	COL:blue, Conn. nr. 4			7.1215 T20	
Eng. M54 B22 (226S1)	pole nr. 2				7.1110 T22
Eng. M54 B22 (226S1)					7.1314 T22

ENGINE				
320 td	Diesel	110	09/01-02/05	M47 D20 (204D4), M47D204D4

Engine	Information	S10	T10	T20 - T23	T22 - T25
All engines	COL:brown, spanner size 24, switch press. 0.2/0.5 bar, thread M12x1.5	7.0071			
All engines	spanner size 21, thread M12x1.5		7.6131		
All engines	COL:blue, Conn. nr. 4			7.1215 T20	
Eng. M47 D20 (204D4)	pole nr. 2				7.1110 T22
All engines					7.1314 T22

ENGINE				
320d	Diesel	100	02/98-06/01	M47D204D1

Engine	Information	S10	T10	T20 - T23	T22 - T25
All engines	COL:brown, spanner size 24, switch press. 0.2/0.5 bar, thread M12x1.5	7.0071			
All engines	spanner size 21, thread M12x1.5		7.6131		
All engines	COL:blue, Conn. nr. 4			7.1215 T20	

ENGINE				
320i	Petrol	110	02/98-07/00	M52B206S4

Engine	Information	S10	T10	T20 - T23	T22 - T25
All engines	COL:brown, spanner size 24, switch press. 0.2/0.5 bar, thread M12x1.5	7.0071			
All engines	spanner size 21, thread M12x1.5		7.6131		
All engines	COL:blue, Conn. nr. 4			7.1215 T20	

S10	OIL PRESSURE WARNING LIGHT SWITCH	T10	REVERSING LIGHT SWITCH	T20	BRAKE LIGHT SWITCH
T22	SWITCH CLUTCH CONTROL (CRUISE CONTROL)	T23	SWITCH BRAKE ACTUATION (ENGINE TIMING)	T25	SWITCH CLUTCH CONTROL (ENGINE CONTROL)

FUNCTIONS ON THE VEHICLE

Vehicle	alim.	kW	Date	Engine	 S10	 T10	 T20 - T23	 T22 - T25
---------	-------	----	------	--------	---	---	--	---

ENGINE				
320i Touring	Petrol	115	06/07-10/12	N43 B20 A

Engine	Information	S10	T10	T20 - T23	T22 - T25
All engines	spanner size 21, thread M12x1.5		7.6131		
All engines	COL:blue, Conn. nr. 4			7.1215 T20	

ENGINE				
323 Ci	Petrol	120	04/99-09/00	M52 B25 (256S4), M52B256S4

Engine	Information	S10	T10	T20 - T23	T22 - T25
All engines	COL:brown, spanner size 24, switch press. 0.2/0.5 bar, thread M12x1.5	7.0071			
All engines	spanner size 21, thread M12x1.5		7.6131		
All engines	COL:blue, Conn. nr. 4			7.1215 T20	
Eng. M52 B25 (256S4)	pole nr. 2				7.1110 T22
Eng. M52 B25 (256S4)					7.1314 T22
Eng. M52B256S4					7.1314 T25

ENGINE				
323 Ci	Petrol	125	04/99-09/00	M52 B25 (256S4), M52B256S4

Engine	Information	S10	T10	T20 - T23	T22 - T25
All engines	COL:brown, spanner size 24, switch press. 0.2/0.5 bar, thread M12x1.5	7.0071			
All engines	spanner size 21, thread M12x1.5		7.6131		
All engines	COL:blue, Conn. nr. 4			7.1215 T20	
Eng. M52 B25 (256S4)	pole nr. 2				7.1110 T22
Eng. M52 B25 (256S4)					7.1314 T22

ENGINE				
323 i	Petrol	120	03/98-09/00	M52 B25 (256S4), M52B256S4

Engine	Information	S10	T10	T20 - T23	T22 - T25
All engines	COL:brown, spanner size 24, switch press. 0.2/0.5 bar, thread M12x1.5	7.0071			
All engines	spanner size 21, thread M12x1.5		7.6131		
All engines	COL:blue, Conn. nr. 4			7.1215 T20	
Eng. M52 B25 (256S4)	pole nr. 2				7.1110 T22
Eng. M52B256S4	-> 01/08/98, Conn. nr. 2				7.1123 T22
Eng. M52 B25 (256S4)					7.1314 T22
Eng. M52B256S4					7.1314 T25

ENGINE				
323 i	Petrol	125	03/98-09/00	M52 B25 (256S4)

Engine	Information	S10	T10	T20 - T23	T22 - T25
All engines		7.0071	7.6131	7.1215 T20	7.1314 T22
All engines	pole nr. 2				7.1110 T22

ENGINE				
323 i	Petrol	135	03/99-12/03	-(24 6 S3)

Engine	Information	S10	T10	T20 - T23	T22 - T25
All engines		7.0071	7.6131	7.1215 T20	7.1314 T22
All engines	pole nr. 2				7.1110 T22

ENGINE				
323i	Petrol	125	02/98-07/00	M52B256S4

Engine	Information	S10	T10	T20 - T23	T22 - T25
All engines	COL:brown, spanner size 24, switch press. 0.2/0.5 bar, thread M12x1.5	7.0071			
All engines	spanner size 21, thread M12x1.5		7.6131		
All engines	COL:blue, Conn. nr. 4			7.1215 T20	

ENGINE				
325 Ci	Petrol	137	01/01->	M56256S6

Engine	Information	S10	T10	T20 - T23	T22 - T25
All engines		7.0071	7.6131	7.1215 T20	7.1314 T22
All engines	pole nr. 2				7.1110 T22

ENGINE				
325 Ci	Petrol	141	09/00-12/07	M54 B25 (256S5), M54B256S5

Engine	Information	S10	T10	T20 - T23	T22 - T25
All engines	COL:brown, spanner size 24, switch press. 0.2/0.5 bar, thread M12x1.5	7.0071			

S10 OIL PRESSURE WARNING LIGHT SWITCH	T10 REVERSING LIGHT SWITCH	T20 BRAKE LIGHT SWITCH
T22 SWITCH CLUTCH CONTROL (CRUISE CONTROL)	T23 SWITCH BRAKE ACTUATION (ENGINE TIMING)	T25 SWITCH CLUTCH CONTROL (ENGINE CONTROL)

FUNCTIONS ON THE VEHICLE

Vehicle	alim.	kW	Date	Engine	 S10	 T10	 T20 - T23	 T22 - T25
---------	-------	----	------	--------	---	---	--	---

ENGINE				
325 Ci	Petrol	141	09/00-12/07	M54 B25 (256S5), M54B256S5

Engine	Information	S10	T10	T20 - T23	T22 - T25
All engines	spanner size 21, thread M12x1.5		7.6131		
All engines	COL:blue, Conn. nr. 4			7.1215 T20	
Eng. M54 B25 (256S5)	pole nr. 2				7.1110 T22
Eng. M54 B25 (256S5)					7.1314 T22

ENGINE				
325 i	Petrol	137	01/01->	M56256S6

Engine	Information	S10	T10	T20 - T23	T22 - T25
All engines		7.0071	7.6131	7.1215 T20	7.1314 T22
All engines	pole nr. 2				7.1110 T22

ENGINE				
325 i	Petrol	141	09/00->	- (24 6 S4), M54 B25 (256S5), M54B256S5

Engine	Information	S10	T10	T20 - T23	T22 - T25
All engines	COL:brown, spanner size 24, switch press. 0.2/0.5 bar, thread M12x1.5	7.0071			
All engines	spanner size 21, thread M12x1.5		7.6131		
All engines	COL:blue, Conn. nr. 4			7.1215 T20	
Eng. - (24 6 S4), M54 B25 (256S5)	pole nr. 2				7.1110 T22
Eng. - (24 6 S4), M54 B25 (256S5)					7.1314 T22

ENGINE				
325 ti	Petrol	141	06/01-02/05	M54 B25 (256S5), M54B256S5

Engine	Information	S10	T10	T20 - T23	T22 - T25
All engines	COL:brown, spanner size 24, switch press. 0.2/0.5 bar, thread M12x1.5	7.0071			
All engines	spanner size 21, thread M12x1.5		7.6131		
All engines	COL:blue, Conn. nr. 4			7.1215 T20	
Eng. M54 B25 (256S5)	pole nr. 2				7.1110 T22
Eng. M54 B25 (256S5)					7.1314 T22

ENGINE				
325 xi	Petrol	141	09/00-02/05	M54 B25 (256S5), M54B256S5

Engine	Information	S10	T10	T20 - T23	T22 - T25
All engines	COL:brown, spanner size 24, switch press. 0.2/0.5 bar, thread M12x1.5	7.0071			
All engines	spanner size 21, thread M12x1.5		7.6131		
All engines	COL:blue, Conn. nr. 4			7.1215 T20	
Eng. M54 B25 (256S5)	pole nr. 2				7.1110 T22
Eng. M54 B25 (256S5)					7.1314 T22

ENGINE				
325i Coupe [ExtraEU]	Petrol	150	03/10-06/13	N52 B25 A, N52 B25 AF, N52 B25 BF

Engine	Information	S10	T10	T20 - T23	T22 - T25
All engines	COL:brown, spanner size 24, switch press. 0.2/0.5 bar, thread M12x1.5	7.0071			
All engines	COL:blue, Conn. nr. 4			7.1215 T20	

ENGINE				
328 Ci	Petrol	142	04/99-06/00	M52 B28 (286S2), M52B286S2

Engine	Information	S10	T10	T20 - T23	T22 - T25
All engines	COL:brown, spanner size 24, switch press. 0.2/0.5 bar, thread M12x1.5	7.0071			
All engines	spanner size 21, thread M12x1.5		7.6131		
All engines	COL:blue, Conn. nr. 4			7.1215 T20	
Eng. M52 B28 (286S2)	pole nr. 2				7.1110 T22
Eng. M52 B28 (286S2)					7.1314 T22

ENGINE				
328 i	Petrol	142	02/98-06/00	M52 B28 (286S2), M52B286S2

Engine	Information	S10	T10	T20 - T23	T22 - T25
All engines	COL:brown, spanner size 24, switch press. 0.2/0.5 bar, thread M12x1.5	7.0071			
All engines	spanner size 21, thread M12x1.5		7.6131		

S10 OIL PRESSURE WARNING LIGHT SWITCH	T10 REVERSING LIGHT SWITCH	T20 BRAKE LIGHT SWITCH
T22 SWITCH CLUTCH CONTROL (CRUISE CONTROL)	T23 SWITCH BRAKE ACTUATION (ENGINE TIMING)	T25 SWITCH CLUTCH CONTROL (ENGINE CONTROL)

FUNCTIONS ON THE VEHICLE

Vehicle	alim.	kW	Date	Engine	 S10	 T10	 T20 - T23	 T22 - T25
---------	-------	----	------	--------	---	---	--	---

ENGINE				
328 i	Petrol	142	02/98-06/00	M52 B28 (286S2), M52B286S2

Engine	Information	S10	T10	T20 - T23	T22 - T25
All engines	COL:blue, Conn. nr. 4			7.1215 T20	
Eng. M52 B28 (286S2)	pole nr. 2				7.1110 T22
Eng. M52 B28 (286S2)					7.1314 T22

ENGINE				
330 Cd	Diesel	150	03/03-12/07	M57 D30 (306D2), M57D306D2

Engine	Information	S10	T10	T20 - T23	T22 - T25
All engines	COL:brown, spanner size 24, switch press. 0.2/0.5 bar, thread M12x1.5	7.0071			
All engines	spanner size 21, thread M12x1.5		7.6131		
All engines	COL:blue, Conn. nr. 4			7.1215 T20	
Eng. M57 D30 (306D2)	pole nr. 2				7.1110 T22
Eng. M57 D30 (306D2)					7.1314 T22

ENGINE				
330 Ci	Petrol	170	06/00-12/07	M54 B30 (306S3), M54B306S3

Engine	Information	S10	T10	T20 - T23	T22 - T25
All engines	COL:brown, spanner size 24, switch press. 0.2/0.5 bar, thread M12x1.5	7.0071			
All engines	spanner size 21, thread M12x1.5		7.6131		
All engines	COL:blue, Conn. nr. 4			7.1215 T20	
Eng. M54 B30 (306S3)	pole nr. 2				7.1110 T22
Eng. M54 B30 (306S3)					7.1314 T22

ENGINE				
330 d	Diesel	135	10/99-02/05	M57 D30 (306D1), M57D306D1

Engine	Information	S10	T10	T20 - T23	T22 - T25
All engines	COL:brown, spanner size 24, switch press. 0.2/0.5 bar, thread M12x1.5	7.0071			
All engines	spanner size 21, thread M12x1.5		7.6131		
All engines	COL:blue, Conn. nr. 4			7.1215 T20	
Eng. M57 D30 (306D1)	pole nr. 2				7.1110 T22
Eng. M57 D30 (306D1)					7.1314 T22

ENGINE				
330 d	Diesel	150	03/03-02/05	M57 D30 (306D2), M57D306D2

Engine	Information	S10	T10	T20 - T23	T22 - T25
All engines	COL:brown, spanner size 24, switch press. 0.2/0.5 bar, thread M12x1.5	7.0071			
All engines	spanner size 21, thread M12x1.5		7.6131		
All engines	COL:blue, Conn. nr. 4			7.1215 T20	
Eng. M57 D30 (306D2)	pole nr. 2				7.1110 T22
All engines					7.1314 T22

ENGINE				
330 i	Petrol	168	01/01-04/05	M54B306S3

Engine	Information	S10	T10	T20 - T23	T22 - T25
All engines	COL:brown, spanner size 24, switch press. 0.2/0.5 bar, thread M12x1.5	7.0071			
All engines	spanner size 21, thread M12x1.5		7.6131		
All engines	COL:blue, Conn. nr. 4			7.1215 T20	
All engines	01/04/01 ->				7.1314 T22

ENGINE				
330 i	Petrol	170	06/00-02/05	M54 B30 (306S3), M54B306S3

Engine	Information	S10	T10	T20 - T23	T22 - T25
All engines	COL:brown, spanner size 24, switch press. 0.2/0.5 bar, thread M12x1.5	7.0071			
All engines	spanner size 21, thread M12x1.5		7.6131		
All engines	COL:blue, Conn. nr. 4			7.1215 T20	
Eng. M54 B30 (306S3)	pole nr. 2				7.1110 T22
Eng. M54 B30 (306S3)					7.1314 T22

S10 OIL PRESSURE WARNING LIGHT SWITCH	T10 REVERSING LIGHT SWITCH	T20 BRAKE LIGHT SWITCH
T22 SWITCH CLUTCH CONTROL (CRUISE CONTROL)	T23 SWITCH BRAKE ACTUATION (ENGINE TIMING)	T25 SWITCH CLUTCH CONTROL (ENGINE CONTROL)

FUNCTIONS ON THE VEHICLE

Vehicle	alim.	kW	Date	Engine	 S10	 T10	 T20 - T23	 T22 - T25
---------	-------	----	------	--------	---	---	--	---

ENGINE				
330 xd	Diesel	135	01/00-03/03	M57 D30 (306D1), M57D306D1

Engine	Information	S10	T10	T20 - T23	T22 - T25
All engines	COL:brown, spanner size 24, switch press. 0.2/0.5 bar, thread M12x1.5	7.0071			
All engines	spanner size 21, thread M12x1.5		7.6131		
All engines	COL:blue, Conn. nr. 4			7.1215 T20	
Eng. M57 D30 (306D1)	pole nr. 2				7.1110 T22
Eng. M57 D30 (306D1)					7.1314 T22

ENGINE				
330 xd	Diesel	150	08/02-05/05	M57 D30 (306D2), M57D306D2

Engine	Information	S10	T10	T20 - T23	T22 - T25
All engines	COL:brown, spanner size 24, switch press. 0.2/0.5 bar, thread M12x1.5	7.0071			
All engines	spanner size 21, thread M12x1.5		7.6131		
All engines	COL:blue, Conn. nr. 4			7.1215 T20	
Eng. M57 D30 (306D2)	pole nr. 2				7.1110 T22
All engines					7.1314 T22

ENGINE				
330 xi	Petrol	170	06/00-07/06	M54 B30 (306S3), M54B306S3

Engine	Information	S10	T10	T20 - T23	T22 - T25
All engines	COL:brown, spanner size 24, switch press. 0.2/0.5 bar, thread M12x1.5	7.0071			
All engines	spanner size 21, thread M12x1.5		7.6131		
All engines	COL:blue, Conn. nr. 4			7.1215 T20	
Eng. M54 B30 (306S3)	pole nr. 2				7.1110 T22
Eng. M54 B30 (306S3)					7.1314 T22

ENGINE				
330i Coupe Xi [ExtraEU]	Petrol	190	09/06-09/08	N52 B30 A

Engine	Information	S10	T10	T20 - T23	T22 - T25
All engines	COL:brown, spanner size 24, switch press. 0.2/0.5 bar, thread M12x1.5	7.0071			
All engines	spanner size 21, thread M12x1.5		7.6131		
All engines	COL:blue, Conn. nr. 4			7.1215 T20	
All engines					7.1314 T22

ENGINE				
M3	Petrol	252	06/00-07/06	S54 B32 (326S4), S54B326S4

Engine	Information	S10	T10	T20 - T23	T22 - T25
All engines	COL:brown, spanner size 24, switch press. 0.2/0.5 bar, thread M12x1.5	7.0071			
All engines	spanner size 21, thread M12x1.5		7.6131		
All engines	COL:blue, Conn. nr. 4			7.1215 T20	

ENGINE				
M3	Petrol	265	06/03-07/06	S54 B32 (326S4), S54B326S4

Engine	Information	S10	T10	T20 - T23	T22 - T25
All engines	COL:brown, spanner size 24, switch press. 0.2/0.5 bar, thread M12x1.5	7.0071			
All engines	spanner size 21, thread M12x1.5		7.6131		
All engines	COL:blue, Conn. nr. 4			7.1215 T20	

ENGINE				
M3 3.2	Petrol	252	04/01-12/07	S54 B32 (326S4), S54B326S4

Engine	Information	S10	T10	T20 - T23	T22 - T25
All engines	COL:brown, spanner size 24, switch press. 0.2/0.5 bar, thread M12x1.5	7.0071			
All engines	spanner size 21, thread M12x1.5		7.6131		
All engines	COL:blue, Conn. nr. 4			7.1215 T20	

3 V

ENGINE				
316 d	Diesel	85	07/09-06/12	N47 D20 C

Engine	Information	S10	T10	T20 - T23	T22 - T25
All engines	COL:brown, spanner size 24, switch press. 0.2/0.5 bar, thread M12x1.5	7.0071			

S10 OIL PRESSURE WARNING LIGHT SWITCH	T10 REVERSING LIGHT SWITCH	T20 BRAKE LIGHT SWITCH
T22 SWITCH CLUTCH CONTROL (CRUISE CONTROL)	T23 SWITCH BRAKE ACTUATION (ENGINE TIMING)	T25 SWITCH CLUTCH CONTROL (ENGINE CONTROL)

FUNCTIONS ON THE VEHICLE

Vehicle	alim.	kW	Date	Engine	 S10	 T10	 T20 - T23	 T22 - T25
---------	-------	----	------	--------	---	---	--	---

3 V

				ENGINE
316 d	Diesel	85	07/09-06/12	N47 D20 C

Engine	Information	S10	T10	T20 - T23	T22 - T25
All engines	spanner size 21, thread M12x1.5		7.6131		
All engines	COL:blue, Conn. nr. 4			7.1215 T20	
All engines					7.1314 T22

				ENGINE
316 i	Petrol	85	09/05-10/11	N45 B16 A

Engine	Information	S10	T10	T20 - T23	T22 - T25
All engines	COL:brown, spanner size 24, switch press. 0.2/0.5 bar, thread M12x1.5	7.0071			
All engines	spanner size 21, thread M12x1.5		7.6131		
All engines	COL:blue, Conn. nr. 4			7.1215 T20	
All engines					7.1314 T22

				ENGINE
316 i	Petrol	90	09/07-12/13	N43 B16 A, N43 B16 AA

Engine	Information	S10	T10	T20 - T23	T22 - T25
All engines	spanner size 21, thread M12x1.5		7.6131		
All engines	COL:blue, Conn. nr. 4			7.1215 T20	
All engines					7.1314 T22

				ENGINE
318 d	Diesel	100	02/07-06/12	N47 D20 A, N47 D20 C

Engine	Information	S10	T10	T20 - T23	T22 - T25
All engines	COL:brown, spanner size 24, switch press. 0.2/0.5 bar, thread M12x1.5	7.0071			
All engines	spanner size 21, thread M12x1.5		7.6131		
All engines	COL:blue, Conn. nr. 4			7.1215 T20	
All engines					7.1314 T22

				ENGINE
318 d	Diesel	105	02/07-06/12	N47 D20 A, N47 D20 C

Engine	Information	S10	T10	T20 - T23	T22 - T25
All engines	COL:brown, spanner size 24, switch press. 0.2/0.5 bar, thread M12x1.5	7.0071			
All engines	spanner size 21, thread M12x1.5		7.6131		
All engines	COL:blue, Conn. nr. 4			7.1215 T20	
All engines					7.1314 T22

				ENGINE
318 d	Diesel	90	03/05-08/07	M47 D20 (204D4), M47D204D4

Engine	Information	S10	T10	T20 - T23	T22 - T25
All engines	COL:brown, spanner size 24, switch press. 0.2/0.5 bar, thread M12x1.5	7.0071			
All engines	spanner size 21, thread M12x1.5		7.6131		
All engines	COL:blue, Conn. nr. 4			7.1215 T20	
All engines					7.1314 T22

				ENGINE
318 i	Petrol	100	03/07-03/12	N43 B20 A, N46 B20 B

Engine	Information	S10	T10	T20 - T23	T22 - T25
Eng. N46 B20 B	COL:brown, spanner size 24, switch press. 0.2/0.5 bar, thread M12x1.5	7.0071			
All engines	spanner size 21, thread M12x1.5		7.6131		
All engines	COL:blue, Conn. nr. 4			7.1215 T20	
Eng. N46 B20 B					7.1314 T22
Eng. N43 B20 A					7.1314 T25

				ENGINE
318 i	Petrol	105	02/07-12/13	N43 B20 A




Engine	Information	S10	T10	T20 - T23	T22 - T25
All engines	spanner size 21, thread M12x1.5		7.6131		
All engines	COL:blue, Conn. nr. 4			7.1215 T20	
All engines					7.1314 T22

				ENGINE
318 i	Petrol	95	03/05-08/07	N46 B20 B

Engine	Information	S10	T10	T20 - T23	T22 - T25
All engines	COL:brown, spanner size 24, switch press. 0.2/0.5 bar, thread M12x1.5	7.0071			

S10	OIL PRESSURE WARNING LIGHT SWITCH	T10	REVERSING LIGHT SWITCH	T20	BRAKE LIGHT SWITCH
T22	SWITCH CLUTCH CONTROL (CRUISE CONTROL)	T23	SWITCH BRAKE ACTUATION (ENGINE TIMING)	T25	SWITCH CLUTCH CONTROL (ENGINE CONTROL)

FUNCTIONS ON THE VEHICLE

Vehicle	alim.	kW	Date	Engine	 S10	 T10	 T20 - T23	 T22 - T25
---------	-------	----	------	--------	---	---	--	---

ENGINE				
318 i	Petrol	95	03/05-08/07	N46 B20 B

Engine	Information	S10	T10	T20 - T23	T22 - T25
All engines	spanner size 21, thread M12x1.5		7.6131		
All engines	COL:blue, Conn. nr. 4			7.1215 T20	
All engines					7.1314 T22

ENGINE				
320 d	Diesel	110	12/04-09/07	M47 D20 (204D4), M47D204D4

Engine	Information	S10	T10	T20 - T23	T22 - T25
All engines	COL:brown, spanner size 24, switch press. 0.2/0.5 bar, thread M12x1.5	7.0071			
All engines	spanner size 21, thread M12x1.5		7.6131		
All engines	COL:blue, Conn. nr. 4			7.1215 T20	
All engines					7.1314 T22

ENGINE				
320 d	Diesel	120	12/04-12/13	M47 D20 (204D4), M47D204D4, N47 D20 A, N47 D20 C

Engine	Information	S10	T10	T20 - T23	T22 - T25
All engines	COL:brown, spanner size 24, switch press. 0.2/0.5 bar, thread M12x1.5	7.0071			
All engines	spanner size 21, thread M12x1.5		7.6131		
All engines	COL:blue, Conn. nr. 4			7.1215 T20	
Eng. M47 D20 (204D4), N47 D20 A, N47 D20 C					7.1314 T22

ENGINE				
320 d	Diesel	130	09/06-12/10	N47 D20 A, N47 D20 C

Engine	Information	S10	T10	T20 - T23	T22 - T25
All engines	COL:brown, spanner size 24, switch press. 0.2/0.5 bar, thread M12x1.5	7.0071			
All engines	spanner size 21, thread M12x1.5		7.6131		
All engines	COL:blue, Conn. nr. 4			7.1215 T20	
All engines					7.1314 T22

ENGINE				
320 d	Diesel	135	03/10-10/13	N47 D20 C

Engine	Information	S10	T10	T20 - T23	T22 - T25
All engines	COL:brown, spanner size 24, switch press. 0.2/0.5 bar, thread M12x1.5	7.0071			
All engines	spanner size 21, thread M12x1.5		7.6131		
All engines	COL:blue, Conn. nr. 4			7.1215 T20	
All engines					7.1314 T22

ENGINE				
320 d	Diesel	145	09/06-02/10	N47 D20 A, N47 D20 C

Engine	Information	S10	T10	T20 - T23	T22 - T25
All engines	COL:brown, spanner size 24, switch press. 0.2/0.5 bar, thread M12x1.5	7.0071			
All engines	spanner size 21, thread M12x1.5		7.6131		
All engines	COL:blue, Conn. nr. 4			7.1215 T20	
All engines					7.1314 T22

ENGINE				
320 d	Diesel	147	03/10-10/13	N47 D20 C

Engine	Information	S10	T10	T20 - T23	T22 - T25
All engines	COL:brown, spanner size 24, switch press. 0.2/0.5 bar, thread M12x1.5	7.0071			
All engines	spanner size 21, thread M12x1.5		7.6131		
All engines	COL:blue, Conn. nr. 4			7.1215 T20	
All engines					7.1314 T22

ENGINE				
320 d xDrive	Diesel	120	09/08-06/13	N47 D20 C

Engine	Information	S10	T10	T20 - T23	T22 - T25
All engines	COL:brown, spanner size 24, switch press. 0.2/0.5 bar, thread M12x1.5	7.0071			
All engines	spanner size 21, thread M12x1.5		7.6131		
All engines	COL:blue, Conn. nr. 4			7.1215 T20	
All engines					7.1314 T22

S10	OIL PRESSURE WARNING LIGHT SWITCH	T10	REVERSING LIGHT SWITCH	T20	BRAKE LIGHT SWITCH
T22	SWITCH CLUTCH CONTROL (CRUISE CONTROL)	T23	SWITCH BRAKE ACTUATION (ENGINE TIMING)	T25	SWITCH CLUTCH CONTROL (ENGINE CONTROL)

FUNCTIONS ON THE VEHICLE

Vehicle	alim.	kW	Date	Engine	 S10	 T10	 T20 - T23	 T22 - T25
---------	-------	----	------	--------	---	---	--	---

ENGINE				
320 d xDrive	Diesel	130	02/08-02/10	N47 D20 C

Engine	Information	S10	T10	T20 - T23	T22 - T25
All engines	COL:brown, spanner size 24, switch press. 0.2/0.5 bar, thread M12x1.5	7.0071			
All engines	spanner size 21, thread M12x1.5		7.6131		
All engines	COL:blue, Conn. nr. 4			7.1215 T20	
All engines					7.1314 T22

ENGINE				
320 d xDrive	Diesel	135	03/10-06/13	N47 D20 C

Engine	Information	S10	T10	T20 - T23	T22 - T25
All engines	COL:brown, spanner size 24, switch press. 0.2/0.5 bar, thread M12x1.5	7.0071			
All engines	spanner size 21, thread M12x1.5		7.6131		
All engines	COL:blue, Conn. nr. 4			7.1215 T20	
All engines					7.1314 T22

ENGINE				
320 d xDrive	Diesel	145	02/08-02/10	N47 D20 C

Engine	Information	S10	T10	T20 - T23	T22 - T25
All engines	COL:brown, spanner size 24, switch press. 0.2/0.5 bar, thread M12x1.5	7.0071			
All engines	spanner size 21, thread M12x1.5		7.6131		
All engines	COL:blue, Conn. nr. 4			7.1215 T20	
All engines					7.1314 T22

ENGINE				
320 d xDrive	Diesel	147	03/10-06/13	N47 D20 C

Engine	Information	S10	T10	T20 - T23	T22 - T25
All engines	COL:brown, spanner size 24, switch press. 0.2/0.5 bar, thread M12x1.5	7.0071			
All engines	spanner size 21, thread M12x1.5		7.6131		
All engines	COL:blue, Conn. nr. 4			7.1215 T20	
All engines					7.1314 T22

ENGINE				
320 i	Petrol	110	06/04-06/12	N46 B20 A, N46 B20 B, N46 B20 BD, N46 B20 C, N46 B20 CB

Engine	Information	S10	T10	T20 - T23	T22 - T25
All engines	COL:brown, spanner size 24, switch press. 0.2/0.5 bar, thread M12x1.5	7.0071			
All engines	spanner size 21, thread M12x1.5		7.6131		
All engines	COL:blue, Conn. nr. 4			7.1215 T20	
Eng. N46 B20 A, N46 B20 B, N46 B20 C					7.1314 T22

ENGINE				
320 i	Petrol	115	01/07-12/13	N46 B20 B, N46 B20 C, N46 B20 CC, N46 B20 CD, N46 B20 E

Engine	Information	S10	T10	T20 - T23	T22 - T25
All engines	COL:brown, spanner size 24, switch press. 0.2/0.5 bar, thread M12x1.5	7.0071			
All engines	spanner size 21, thread M12x1.5		7.6131		
All engines	COL:blue, Conn. nr. 4			7.1215 T20	
All engines					7.1314 T22

ENGINE				
320 i	Petrol	120	09/06-12/13	N43 B20 A


Engine	Information	S10	T10	T20 - T23	T22 - T25
All engines	spanner size 21, thread M12x1.5		7.6131		
All engines	COL:blue, Conn. nr. 4			7.1215 T20	
All engines					7.1314 T22, T25

ENGINE				
320 i	Petrol	125	09/06-12/13	N43 B20 A

Engine	Information	S10	T10	T20 - T23	T22 - T25
All engines	spanner size 21, thread M12x1.5		7.6131		
All engines	COL:blue, Conn. nr. 4			7.1215 T20	
All engines					7.1314 T22

S10 OIL PRESSURE WARNING LIGHT SWITCH	T10 REVERSING LIGHT SWITCH	T20 BRAKE LIGHT SWITCH
T22 SWITCH CLUTCH CONTROL (CRUISE CONTROL)	T23 SWITCH BRAKE ACTUATION (ENGINE TIMING)	T25 SWITCH CLUTCH CONTROL (ENGINE CONTROL)

FUNCTIONS ON THE VEHICLE

Vehicle	alim.	kW	Date	Engine	 S10	 T10	 T20 - T23	 T22 - T25
---------	-------	----	------	--------	---	---	--	---

ENGINE				
320 si	Petrol	127	09/05-08/06	N45 B20 A

Engine	Information	S10	T10	T20 - T23	T22 - T25
All engines	COL:brown, spanner size 24, switch press. 0.2/0.5 bar, thread M12x1.5	7.0071			
All engines	spanner size 21, thread M12x1.5		7.6131		
All engines	COL:blue, Conn. nr. 4			7.1215 T20	
All engines					7.1314 T22

ENGINE				
320 xd	Diesel	120	09/08-02/10	N47 D20 A, N47 D20 C

Engine	Information	S10	T10	T20 - T23	T22 - T25
All engines	COL:brown, spanner size 24, switch press. 0.2/0.5 bar, thread M12x1.5	7.0071			
All engines	spanner size 21, thread M12x1.5		7.6131		
All engines	COL:blue, Conn. nr. 4			7.1215 T20	
All engines					7.1314 T22

ENGINE				
320 xd	Diesel	130	03/07->	--, N47 D20 A, N47 D20 C

Engine	Information	S10	T10	T20 - T23	T22 - T25
All engines	COL:brown, spanner size 24, switch press. 0.2/0.5 bar, thread M12x1.5	7.0071			
All engines	spanner size 21, thread M12x1.5		7.6131		
All engines	COL:blue, Conn. nr. 4			7.1215 T20	
All engines					7.1314 T22

ENGINE				
320 xd	Diesel	145	03/08-02/10	N47 D20 C

Engine	Information	S10	T10	T20 - T23	T22 - T25
All engines	COL:brown, spanner size 24, switch press. 0.2/0.5 bar, thread M12x1.5	7.0071			
All engines	spanner size 21, thread M12x1.5		7.6131		
All engines	COL:blue, Conn. nr. 4			7.1215 T20	
All engines					7.1314 T22

ENGINE				
323 i	Petrol	130	09/05->	N52 B25 A, N52 B25 B, N52 B25 BE, N52 B25 BF, N52B25B, N52B25BE, N52N B25 A, N52NB25BF

Engine	Information	S10	T10	T20 - T23	T22 - T25
All engines	COL:brown, spanner size 24, switch press. 0.2/0.5 bar, thread M12x1.5	7.0071			
All engines	spanner size 21, thread M12x1.5		7.6131		
All engines	COL:blue, Conn. nr. 4			7.1215 T20	
All engines					7.1314 T22

ENGINE				
323 i	Petrol	140	04/06-02/12	N52 B25 A, N52 B25 BF

Engine	Information	S10	T10	T20 - T23	T22 - T25
All engines	COL:brown, spanner size 24, switch press. 0.2/0.5 bar, thread M12x1.5	7.0071			
All engines	spanner size 21, thread M12x1.5		7.6131		
All engines	COL:blue, Conn. nr. 4			7.1215 T20	
All engines					7.1314 T22

ENGINE				
325 d	Diesel	145	09/06-06/12	M57 D30 (306D3), M57D306D3

Engine	Information	S10	T10	T20 - T23	T22 - T25
All engines	COL:brown, spanner size 24, switch press. 0.2/0.5 bar, thread M12x1.5	7.0071			
All engines	spanner size 21, thread M12x1.5		7.6131		
All engines	COL:blue, Conn. nr. 4			7.1215 T20	
All engines					7.1314 T22

ENGINE				
325 d	Diesel	150	09/09-12/13	N57 D30 A

Engine	Information	S10	T10	T20 - T23	T22 - T25
All engines	COL:brown, spanner size 24, switch press. 0.2/0.5 bar, thread M12x1.5	7.0071			
All engines	spanner size 21, thread M12x1.5		7.6131		
All engines	COL:blue, Conn. nr. 4			7.1215 T20	
All engines					7.1314 T22

S10 OIL PRESSURE WARNING LIGHT SWITCH	T10 REVERSING LIGHT SWITCH	T20 BRAKE LIGHT SWITCH
T22 SWITCH CLUTCH CONTROL (CRUISE CONTROL)	T23 SWITCH BRAKE ACTUATION (ENGINE TIMING)	T25 SWITCH CLUTCH CONTROL (ENGINE CONTROL)

FUNCTIONS ON THE VEHICLE

Vehicle	alim.	kW	Date	Engine	 S10	 T10	 T20 - T23	 T22 - T25
---------	-------	----	------	--------	---	---	--	---

ENGINE				
325 d	Diesel	155	02/07-12/10	M57 D30 (306D3), M57D306D3

Engine	Information	S10	T10	T20 - T23	T22 - T25
All engines	COL:brown, spanner size 24, switch press. 0.2/0.5 bar, thread M12x1.5	7.0071			
All engines	spanner size 21, thread M12x1.5		7.6131		
All engines	COL:blue, Conn. nr. 4			7.1215 T20	
All engines					7.1314 T22

ENGINE				
325 i	Petrol	150	05/05-06/13	N52 B25 A

Engine	Information	S10	T10	T20 - T23	T22 - T25
All engines		7.0071	7.6131	7.1215 T20	7.1314 T22

ENGINE				
325 i	Petrol	155	12/04-12/13	N52 B25 A, N52 B25 AF, N52 B25 BF, N53 B30 A

Engine	Information	S10	T10	T20 - T23	T22 - T25
All engines	COL:brown, spanner size 24, switch press. 0.2/0.5 bar, thread M12x1.5	7.0071			
All engines	spanner size 21, thread M12x1.5		7.6131		
All engines	COL:blue, Conn. nr. 4			7.1215 T20	
All engines					7.1314 T22
Eng. N53 B30 A					7.1314 T25

ENGINE				
325 i	Petrol	160	12/04->	N52 B25 A, N52 B25 AF, N52 B25 B, N52 B25 BF, N52B25B, N53 B30 A

Engine	Information	S10	T10	T20 - T23	T22 - T25
All engines	COL:brown, spanner size 24, switch press. 0.2/0.5 bar, thread M12x1.5	7.0071			
All engines	spanner size 21, thread M12x1.5		7.6131		
All engines	COL:blue, Conn. nr. 4			7.1215 T20	
Eng. N52 B25 A, N52 B25 AF, N52 B25 BF, N52B25B, N53 B30 A					7.1314 T22

ENGINE				
325 i xDrive	Petrol	150	03/10-04/13	N52 B25 A

Engine	Information	S10	T10	T20 - T23	T22 - T25
All engines	COL:brown, spanner size 24, switch press. 0.2/0.5 bar, thread M12x1.5	7.0071			
All engines	spanner size 21, thread M12x1.5		7.6131		7.1314 T22
All engines	COL:blue, Conn. nr. 4			7.1215 T20	

ENGINE				
325 i xDrive	Petrol	155	09/08-06/13	N53 B30 A

Engine	Information	S10	T10	T20 - T23	T22 - T25
All engines	spanner size 21, thread M12x1.5		7.6131		
All engines	COL:blue, Conn. nr. 4			7.1215 T20	
All engines					7.1314 T22, T25

ENGINE				
325 i xDrive	Petrol	160	09/08-12/13	N53 B30 A

Engine	Information	S10	T10	T20 - T23	T22 - T25
All engines		7.0071			7.1314 T22, T25
All engines	spanner size 21, thread M12x1.5		7.6131		
All engines	COL:blue, Conn. nr. 4			7.1215 T20	

ENGINE				
325 xi	Petrol	155	09/07-08/08	N53 B30 A





Engine	Information	S10	T10	T20 - T23	T22 - T25
All engines	spanner size 21, thread M12x1.5		7.6131		
All engines	COL:blue, Conn. nr. 4			7.1215 T20	
All engines					7.1314 T22

ENGINE				
325 xi	Petrol	160	01/05->	N52 B25 A, N52 B30 A, N53 B30 A

Engine	Information	S10	T10	T20 - T23	T22 - T25
All engines	COL:brown, spanner size 24, switch press. 0.2/0.5 bar, thread M12x1.5	7.0071			
All engines	spanner size 21, thread M12x1.5		7.6131		

S10 OIL PRESSURE WARNING LIGHT SWITCH	T10 REVERSING LIGHT SWITCH	T20 BRAKE LIGHT SWITCH
T22 SWITCH CLUTCH CONTROL (CRUISE CONTROL)	T23 SWITCH BRAKE ACTUATION (ENGINE TIMING)	T25 SWITCH CLUTCH CONTROL (ENGINE CONTROL)

FUNCTIONS ON THE VEHICLE

Vehicle	alim.	kW	Date	Engine	 S10	 T10	 T20 - T23	 T22 - T25
ENGINE								
325 xi	Petrol	160	01/05->	N52 B25 A, N52 B30 A, N53 B30 A				
Engine	Information			S10	T10	T20 - T23	T22 - T25	
All engines	COL:blue, Conn. nr. 4					7.1215 T20		
All engines							7.1314 T22	
Eng. N53 B30 A							7.1314 T25	
ENGINE								
328 i	Petrol	172	09/06->	N51 B30 A, N52 B30 A				
Engine	Information			S10	T10	T20 - T23	T22 - T25	
All engines	COL:brown, spanner size 24, switch press. 0.2/0.5 bar, thread M12x1.5			7.0071				
All engines	spanner size 21, thread M12x1.5				7.6131			
All engines	COL:blue, Conn. nr. 4					7.1215 T20		
All engines							7.1314 T22	
ENGINE								
328 i	Petrol	187	07/05-11/07	N52N B30 A				
Engine	Information			S10	T10	T20 - T23	T22 - T25	
All engines				7.0071	7.6131	7.1215 T20	7.1314 T22	
ENGINE								
328 xi	Petrol	172	09/06->	N51 B30 A, N52 B30 A				
Engine	Information			S10	T10	T20 - T23	T22 - T25	
All engines				7.0071	7.6131	7.1215 T20	7.1314 T22	
ENGINE								
330 d	Diesel	155	09/05-12/11	M57D306D3, N57 D30 A				
Engine	Information			S10	T10	T20 - T23	T22 - T25	
All engines	COL:brown, spanner size 24, switch press. 0.2/0.5 bar, thread M12x1.5			7.0071				
All engines	spanner size 21, thread M12x1.5				7.6131			
All engines	COL:blue, Conn. nr. 4					7.1215 T20		
All engines							7.1314 T22	
ENGINE								
330 d	Diesel	170	12/04-12/13	M57 D30 (306D3), M57D30, M57D306D3				
Engine	Information			S10	T10	T20 - T23	T22 - T25	
All engines	COL:brown, spanner size 24, switch press. 0.2/0.5 bar, thread M12x1.5			7.0071				
All engines	spanner size 21, thread M12x1.5				7.6131			
All engines	COL:blue, Conn. nr. 4					7.1215 T20		
All engines							7.1314 T22	
ENGINE								
330 d	Diesel	180	02/08-12/13	N57 D30 A				
Engine	Information			S10	T10	T20 - T23	T22 - T25	
All engines	COL:brown, spanner size 24, switch press. 0.2/0.5 bar, thread M12x1.5			7.0071				
All engines	spanner size 21, thread M12x1.5				7.6131			
All engines	COL:blue, Conn. nr. 4					7.1215 T20		
All engines							7.1314 T22	
ENGINE								
330 d xDrive	Diesel	180	09/08-06/13	N57 D30 A				
Engine	Information			S10	T10	T20 - T23	T22 - T25	
All engines	COL:brown, spanner size 24, switch press. 0.2/0.5 bar, thread M12x1.5			7.0071				
All engines	spanner size 21, thread M12x1.5				7.6131			
All engines	COL:blue, Conn. nr. 4					7.1215 T20		
All engines							7.1314 T22	
ENGINE								
330 i	Petrol	190	12/04-12/13	N52 B30 A, N52 B30 AF, N52 B30 B, N52 B30 BF				
Engine	Information			S10	T10	T20 - T23	T22 - T25	
All engines	COL:brown, spanner size 24, switch press. 0.2/0.5 bar, thread M12x1.5			7.0071				
Eng. N52 B30 A, N52 B30 B, N52 B30 BF	spanner size 21, thread M12x1.5				7.6131			
All engines	COL:blue, Conn. nr. 4					7.1215 T20		
Eng. N52 B30 A, N52 B30 B, N52 B30 BF							7.1314 T22	

S10	OIL PRESSURE WARNING LIGHT SWITCH	T10	REVERSING LIGHT SWITCH	T20	BRAKE LIGHT SWITCH
T22	SWITCH CLUTCH CONTROL (CRUISE CONTROL)	T23	SWITCH BRAKE ACTUATION (ENGINE TIMING)	T25	SWITCH CLUTCH CONTROL (ENGINE CONTROL)

FUNCTIONS ON THE VEHICLE

Vehicle	alim.	kW	Date	Engine	 S10	 T10	 T20 - T23	 T22 - T25
---------	-------	----	------	--------	---	---	--	---

ENGINE				
330 i	Petrol	200	09/06-12/13	N52 B30 A, N52 B30 B, N52 B30 BF, N53 B30 A

Engine	Information	S10	T10	T20 - T23	T22 - T25
All engines	COL:brown, spanner size 24, switch press. 0.2/0.5 bar, thread M12x1.5	7.0071			
All engines	spanner size 21, thread M12x1.5		7.6131		
All engines	COL:blue, Conn. nr. 4			7.1215 T20	
All engines					7.1314 T22

ENGINE				
330 i xDrive	Petrol	200	09/07-06/13	N53 B30 A

Engine	Information	S10	T10	T20 - T23	T22 - T25
All engines	spanner size 21, thread M12x1.5		7.6131		
All engines	COL:blue, Conn. nr. 4			7.1215 T20	
All engines					7.1314 T22

ENGINE				
330 xd	Diesel	170	09/05-06/12	M57 D30 (306D3), M57D306D3

Engine	Information	S10	T10	T20 - T23	T22 - T25
All engines	COL:brown, spanner size 24, switch press. 0.2/0.5 bar, thread M12x1.5	7.0071			
All engines	spanner size 21, thread M12x1.5		7.6131		
All engines	COL:blue, Conn. nr. 4			7.1215 T20	
All engines					7.1314 T22

ENGINE				
330 xd	Diesel	180	03/08-02/10	N57 D30 A

Engine	Information	S10	T10	T20 - T23	T22 - T25
All engines	COL:brown, spanner size 24, switch press. 0.2/0.5 bar, thread M12x1.5	7.0071			
All engines	spanner size 21, thread M12x1.5		7.6131		
All engines	COL:blue, Conn. nr. 4			7.1215 T20	
All engines					7.1314 T22

ENGINE				
330 xi	Petrol	190	09/05-12/13	N52 B30 A

Engine	Information	S10	T10	T20 - T23	T22 - T25
All engines	COL:brown, spanner size 24, switch press. 0.2/0.5 bar, thread M12x1.5	7.0071			
All engines	spanner size 21, thread M12x1.5		7.6131		
All engines	COL:blue, Conn. nr. 4			7.1215 T20	
All engines					7.1314 T22

ENGINE				
330 xi	Petrol	200	09/06-06/12	N52 B30 A, N53 B30 A

Engine	Information	S10	T10	T20 - T23	T22 - T25
All engines		7.0071			7.1314 T22
All engines	spanner size 21, thread M12x1.5		7.6131		
All engines	COL:blue, Conn. nr. 4			7.1215 T20	

ENGINE				
335 d	Diesel	210	03/06-03/13	M57 D30 (306D5), M57D306D5

Engine	Information	S10	T10	T20 - T23	T22 - T25
All engines	COL:brown, spanner size 24, switch press. 0.2/0.5 bar, thread M12x1.5	7.0071			
All engines	COL:blue, Conn. nr. 4			7.1215 T20	

ENGINE				
335 i	Petrol	220	03/06-12/11	N54 B30 A, N55 B30 A


Engine	Information	S10	T10	T20 - T23	T22 - T25
Eng. N54 B30 A		7.0071			
All engines			7.6131	7.1215 T20	7.1314 T22

ENGINE				
335 i	Petrol	224	03/06-12/11	N54 B30 A

Engine	Information	S10	T10	T20 - T23	T22 - T25
All engines		7.0071	7.6131	7.1215 T20	7.1314 T22

S10 OIL PRESSURE WARNING LIGHT SWITCH	T10 REVERSING LIGHT SWITCH	T20 BRAKE LIGHT SWITCH
T22 SWITCH CLUTCH CONTROL (CRUISE CONTROL)	T23 SWITCH BRAKE ACTUATION (ENGINE TIMING)	T25 SWITCH CLUTCH CONTROL (ENGINE CONTROL)

FUNCTIONS ON THE VEHICLE

Vehicle	alim.	kW	Date	Engine	 S10	 T10	 T20 - T23	 T22 - T25
---------	-------	----	------	--------	---	---	--	---

ENGINE				
335 i	Petrol	225	11/05-10/13	N54 B30 A, N54 B30 B, N55 B30 A

Engine	Information	S10	T10	T20 - T23	T22 - T25
All engines	COL:brown, spanner size 24, switch press. 0.2/0.5 bar, thread M12x1.5	7.0071			
All engines	spanner size 21, thread M12x1.5		7.6131		
All engines	COL:blue, Conn. nr. 4			7.1215 T20	
All engines					7.1314 T22

ENGINE				
335 i	Petrol	240	11/05-10/13	N54 B30 A, N55 B30 A

Engine	Information	S10	T10	T20 - T23	T22 - T25
Eng. N54 B30 A	COL:brown, spanner size 24, switch press. 0.2/0.5 bar, thread M12x1.5	7.0071			
All engines	spanner size 21, thread M12x1.5		7.6131		
All engines	COL:blue, Conn. nr. 4			7.1215 T20	
All engines					7.1314 T22

ENGINE				
335 i xDrive	Petrol	224	01/09-06/13	N55 B30 A

Engine	Information	S10	T10	T20 - T23	T22 - T25
All engines	spanner size 21, thread M12x1.5		7.6131		
All engines	COL:blue, Conn. nr. 4			7.1215 T20	
All engines					7.1314 T22

ENGINE				
335 i xDrive	Petrol	225	05/08-12/13	N54 B30 A, N55 B30 A

Engine	Information	S10	T10	T20 - T23	T22 - T25
All engines	COL:brown, spanner size 24, switch press. 0.2/0.5 bar, thread M12x1.5	7.0071			
All engines	spanner size 21, thread M12x1.5		7.6131		
All engines	COL:blue, Conn. nr. 4			7.1215 T20	
All engines					7.1314 T22

ENGINE				
335 i xDrive	Petrol	240	05/08-06/13	N54 B30 A, N55 B30 A

Engine	Information	S10	T10	T20 - T23	T22 - T25
Eng. N54 B30 A	COL:brown, spanner size 24, switch press. 0.2/0.5 bar, thread M12x1.5	7.0071			
All engines	spanner size 21, thread M12x1.5		7.6131		
All engines	COL:blue, Conn. nr. 4			7.1215 T20	
All engines					7.1314 T22

ENGINE				
335 xi	Petrol	224	09/06-06/08	N54 B30 A

Engine	Information	S10	T10	T20 - T23	T22 - T25
All engines		7.0071	7.6131	7.1215 T20	7.1314 T22

ENGINE				
335 xi	Petrol	225	09/06-02/10	N54 B30 A, N55 B30 A

Engine	Information	S10	T10	T20 - T23	T22 - T25
Eng. N54 B30 A	COL:brown, spanner size 24, switch press. 0.2/0.5 bar, thread M12x1.5	7.0071			
All engines	spanner size 21, thread M12x1.5		7.6131		
All engines	COL:blue, Conn. nr. 4			7.1215 T20	
All engines					7.1314 T22

ENGINE				
335 xi	Petrol	240	09/06-02/10	N54 B30 A, N55 B30 A

Engine	Information	S10	T10	T20 - T23	T22 - T25
Eng. N54 B30 A	COL:brown, spanner size 24, switch press. 0.2/0.5 bar, thread M12x1.5	7.0071			
All engines	spanner size 21, thread M12x1.5		7.6131		
All engines	COL:blue, Conn. nr. 4			7.1215 T20	
All engines					7.1314 T22

ENGINE				
M	Petrol	309	03/07-12/13	S65 B40 A

Engine	Information	S10	T10	T20 - T23	T22 - T25
All engines	COL:brown, spanner size 24, switch press. 0.2/0.5 bar, thread M12x1.5	7.0071			
All engines	spanner size 21, thread M12x1.5		7.6131		
All engines	COL:blue, Conn. nr. 4			7.1215 T20	
All engines					7.1314 T22

S10	OIL PRESSURE WARNING LIGHT SWITCH	T10	REVERSING LIGHT SWITCH	T20	BRAKE LIGHT SWITCH
T22	SWITCH CLUTCH CONTROL (CRUISE CONTROL)	T23	SWITCH BRAKE ACTUATION (ENGINE TIMING)	T25	SWITCH CLUTCH CONTROL (ENGINE CONTROL)

FUNCTIONS ON THE VEHICLE

Vehicle	alim.	kW	Date	Engine	 S10	 T10	 T20 - T23	 T22 - T25
---------	-------	----	------	--------	---	---	--	---

				ENGINE
M3	Petrol	309	03/07-10/13	S65 B40 A

Engine	Information	S10	T10	T20 - T23	T22 - T25
All engines	COL: brown, spanner size 24, switch press. 0.2/0.5 bar, thread M12x1.5	7.0071			
All engines	spanner size 21, thread M12x1.5		7.6131		
All engines	COL: blue, Conn. nr. 4			7.1215	T20
All engines					7.1314 T22

				ENGINE
316 d	Diesel	85	05/11->	B47 D20 A, N47 D20 C

Engine	Information	S10	T10	T20 - T23	T22 - T25
Eng. N47 D20 C	COL: brown, spanner size 24, switch press. 0.2/0.5 bar, thread M12x1.5	7.0071			
All engines	spanner size 21, thread M12x1.5		7.6131		
All engines				7.1312	T20 7.1314 T22

				ENGINE
316 i	Petrol	100	03/12-08/16	N13 B16 A

Engine	Information	S10	T10	T20 - T23	T22 - T25
All engines	spanner size 21, thread M12x1.5		7.6131		
All engines				7.1312	T20 7.1314 T22

				ENGINE
316 Li (CHN)	Petrol	100	10/12->	N13 B16 A

Engine	Information	S10	T10	T20 - T23	T22 - T25
All engines				7.1312	T20 7.1314 T22

				ENGINE
318 d	Diesel	100	05/11->	B47 D20 A, N47 D20 C

Engine	Information	S10	T10	T20 - T23	T22 - T25
All engines	COL: brown, spanner size 24, switch press. 0.2/0.5 bar, thread M12x1.5	7.0071			
All engines	spanner size 21, thread M12x1.5		7.6131		
All engines				7.1312	T20 7.1314 T22

				ENGINE
318 d	Diesel	105	05/11->	N47 D20 C

Engine	Information	S10	T10	T20 - T23	T22 - T25
All engines	COL: brown, spanner size 24, switch press. 0.2/0.5 bar, thread M12x1.5	7.0071			
All engines	spanner size 21, thread M12x1.5		7.6131		
All engines				7.1312	T20 7.1314 T22

				ENGINE
318 d	Diesel	110	09/14->	B47 D20 A

Engine	Information	S10	T10	T20 - T23	T22 - T25
All engines				7.1312	T20 7.1314 T22

				ENGINE
318 d xDrive	Diesel	105	11/12-05/15	N47 D20 C

Engine	Information	S10	T10	T20 - T23	T22 - T25
All engines	COL: brown, spanner size 24, switch press. 0.2/0.5 bar, thread M12x1.5	7.0071			
All engines	spanner size 21, thread M12x1.5		7.6131		
All engines				7.1312	T20 7.1314 T22

				ENGINE
318 d xDrive	Diesel	110	11/14->	B47 D20 A

Engine	Information	S10	T10	T20 - T23	T22 - T25
All engines	spanner size 21, thread M12x1.5		7.6131		
All engines				7.1312	T20 7.1314 T22

				ENGINE
318 i	Petrol	100	01/15->	B38 B15 A




Engine	Information	S10	T10	T20 - T23	T22 - T25
All engines				7.1312	T20 7.1314 T22

				ENGINE
320 d	Diesel	120	04/11->	B47 D20 A, N47 D20 C

Engine	Information	S10	T10	T20 - T23	T22 - T25
All engines	COL: brown, spanner size 24, switch press. 0.2/0.5 bar, thread M12x1.5	7.0071			
Eng. N47 D20 C	spanner size 21, thread M12x1.5		7.6131		





S10	OIL PRESSURE WARNING LIGHT SWITCH	T10	REVERSING LIGHT SWITCH	T20	BRAKE LIGHT SWITCH
T22	SWITCH CLUTCH CONTROL (CRUISE CONTROL)	T23	SWITCH BRAKE ACTUATION (ENGINE TIMING)	T25	SWITCH CLUTCH CONTROL (ENGINE CONTROL)

FUNCTIONS ON THE VEHICLE

Vehicle	alim.	kW	Date	Engine	 S10	 T10	 T20 - T23	 T22 - T25
ENGINE								
320 d	Diesel	120	04/11->	B47 D20 A, N47 D20 C				
Engine	Information			S10	T10	T20 - T23	T22 - T25	
All engines						7.1312 T20	7.1314 T22	
ENGINE								
320 d	Diesel	135	03/11-03/16	N47 D20 C				
Engine	Information			S10	T10	T20 - T23	T22 - T25	
All engines	COL:brown, spanner size 24, switch press. 0.2/0.5 bar, thread M12x1.5			7.0071				
All engines	spanner size 21, thread M12x1.5				7.6131			
All engines						7.1312 T20	7.1314 T22	
ENGINE								
320 d	Diesel	140	09/14->	B47 D20 A				
Engine	Information			S10	T10	T20 - T23	T22 - T25	
All engines						7.1312 T20	7.1314 T22	
ENGINE								
320 d	Diesel	147	03/11-03/16	B47 D20 A, N47 D20 C				
Engine	Information			S10	T10	T20 - T23	T22 - T25	
Eng. N47 D20 C	COL:brown, spanner size 24, switch press. 0.2/0.5 bar, thread M12x1.5			7.0071				
All engines	spanner size 21, thread M12x1.5				7.6131			
All engines						7.1312 T20	7.1314 T22	
ENGINE								
320 d xDrive	Diesel	120	05/11->	B47 D20 A, N47 D20 C				
Engine	Information			S10	T10	T20 - T23	T22 - T25	
All engines	COL:brown, spanner size 24, switch press. 0.2/0.5 bar, thread M12x1.5			7.0071				
All engines	spanner size 21, thread M12x1.5				7.6131			
All engines						7.1312 T20	7.1314 T22	
ENGINE								
320 d xDrive	Diesel	135	10/11-07/15	N47 D20 C				
Engine	Information			S10	T10	T20 - T23	T22 - T25	
All engines	COL:brown, spanner size 24, switch press. 0.2/0.5 bar, thread M12x1.5			7.0071				
All engines	spanner size 21, thread M12x1.5				7.6131			
All engines						7.1312 T20	7.1314 T22	
ENGINE								
320 d xDrive	Diesel	140	10/14->	B47 D20 A				
Engine	Information			S10	T10	T20 - T23	T22 - T25	
All engines	spanner size 21, thread M12x1.5				7.6131			
All engines						7.1312 T20	7.1314 T22	
ENGINE								
320 d xDrive	Diesel	147	05/11-07/15	B47 D20 A, N47 D20 C				
Engine	Information			S10	T10	T20 - T23	T22 - T25	
Eng. N47 D20 C	COL:brown, spanner size 24, switch press. 0.2/0.5 bar, thread M12x1.5			7.0071				
All engines	spanner size 21, thread M12x1.5				7.6131			
All engines						7.1312 T20	7.1314 T22	
ENGINE								
320 i	Petrol	120	07/12->	B48 B20 A, N20 B20 A, N20 B20 B				
Engine	Information			S10	T10	T20 - T23	T22 - T25	
Eng. N20 B20 A, N20 B20 B	spanner size 21, thread M12x1.5				7.6131			
All engines	version 1, version 2					7.1312 T20		
Eng. N20 B20 B							7.1312 T22	
All engines							7.1314 T22	
ENGINE								
320 i	Petrol	125	04/12-06/16	N13 B16 A				
Engine	Information			S10	T10	T20 - T23	T22 - T25	
All engines	spanner size 21, thread M12x1.5				7.6131			
All engines						7.1312 T20	7.1314 T22	

S10	OIL PRESSURE WARNING LIGHT SWITCH	T10	REVERSING LIGHT SWITCH	T20	BRAKE LIGHT SWITCH
T22	SWITCH CLUTCH CONTROL (CRUISE CONTROL)	T23	SWITCH BRAKE ACTUATION (ENGINE TIMING)	T25	SWITCH CLUTCH CONTROL (ENGINE CONTROL)

FUNCTIONS ON THE VEHICLE





Vehicle	alim.	kW	Date	Engine	 S10	 T10	 T20 - T23	 T22 - T25
ENGINE								
320 i	Petrol	135	04/11->	B48 B20 A, N20 B20 A, N20 B20 B				
ENGINE								
Engine					S10	T10	T20 - T23	T22 - T25
Eng. N20 B20 A, N20 B20 B						7.6131		
All engines							7.1312 T20	7.1314 T22
ENGINE								
320 i xDrive	Petrol	120	11/12->	B48 B20 A, N20 B20 A, N20 B20 B				
ENGINE								
Engine					S10	T10	T20 - T23	T22 - T25
Eng. N20 B20 A, N20 B20 B						7.6131		
All engines							7.1312 T20	
All engines								7.1314 T22
ENGINE								
320 i xDrive	Petrol	135	05/11->	B48 B20 A, N20 B20 A, N20 B20 B				
ENGINE								
Engine					S10	T10	T20 - T23	T22 - T25
Eng. N20 B20 A, N20 B20 B						7.6131		
All engines							7.1312 T20	7.1314 T22
ENGINE								
320 Li [CHN]	Petrol	0	02/12->	--				
ENGINE								
Engine					S10	T10	T20 - T23	T22 - T25
All engines							7.1312 T20	
ENGINE								
325 d	Diesel	155	07/12->	N47 D20 D				
ENGINE								
Engine					S10	T10	T20 - T23	T22 - T25
All engines					7.0071			
All engines						7.6131		
All engines							7.1312 T20	7.1314 T22
ENGINE								
325 d	Diesel	160	07/12->	N47 D20 D				
ENGINE								
Engine					S10	T10	T20 - T23	T22 - T25
All engines					7.0071			
All engines						7.6131		
All engines							7.1312 T20	7.1314 T22
ENGINE								
325 d	Diesel	165	04/15->	B47 D20 B				
ENGINE								
Engine					S10	T10	T20 - T23	T22 - T25
All engines					7.0071			
All engines							7.1312 T20	7.1314 T22
ENGINE								
328 d [USA]	Diesel	0	10/11->	--				
ENGINE								
Engine					S10	T10	T20 - T23	T22 - T25
All engines					7.0071		7.1312 T20	
ENGINE								
328 d xDrive [USA]	Diesel	0	10/11->	--				
ENGINE								
Engine					S10	T10	T20 - T23	T22 - T25
All engines					7.0071		7.1312 T20	
ENGINE								
328 i	Petrol	180	04/11-07/16	N20 B20 A, N26 B20 A				
ENGINE								
Engine					S10	T10	T20 - T23	T22 - T25
All engines						7.6131		
All engines							7.1312 T20	7.1314 T22
ENGINE								
328 i xDrive	Petrol	180	05/11-07/16	N20 B20 A, N26 B20 A				
ENGINE								
Engine					S10	T10	T20 - T23	T22 - T25
Eng. N20 B20 A						7.6131		
All engines							7.1312 T20	
Eng. N20 B20 A								7.1314 T22

S10	OIL PRESSURE WARNING LIGHT SWITCH	T10	REVERSING LIGHT SWITCH	T20	BRAKE LIGHT SWITCH
T22	SWITCH CLUTCH CONTROL (CRUISE CONTROL)	T23	SWITCH BRAKE ACTUATION (ENGINE TIMING)	T25	SWITCH CLUTCH CONTROL (ENGINE CONTROL)

				FUNCTIONS ON THE VEHICLE				
Vehicle	alim.	kW	Date	Engine	 S10	 T10	 T20 - T23	 T22 - T25
ENGINE								
328 i xDrive [USA]	Petrol	0	10/11->	--				
ENGINE								
Engine	Information				S10	T10	T20 - T23	T22 - T25
All engines							7.1312 T20	
ENGINE								
328 Li [CHN]	Petrol	180	10/11->	N20 B20 A				
ENGINE								
Engine	Information				S10	T10	T20 - T23	T22 - T25
All engines							7.1312 T20	
ENGINE								
328 Li xDrive [CHN]	Petrol	0	10/11->	--				
ENGINE								
Engine	Information				S10	T10	T20 - T23	T22 - T25
All engines							7.1312 T20	
ENGINE								
330 d	Diesel	190	01/12->	N57 D30 A				
ENGINE								
Engine	Information				S10	T10	T20 - T23	T22 - T25
All engines	COL:brown, spanner size 24, switch press. 0.2/0.5 bar, thread M12x1.5			7.0071				
All engines							7.1312 T20	
ENGINE								
330 d	Diesel	210	01/12->	N57 D30 A				
ENGINE								
Engine	Information				S10	T10	T20 - T23	T22 - T25
All engines	COL:brown, spanner size 24, switch press. 0.2/0.5 bar, thread M12x1.5			7.0071				
All engines							7.1312 T20	
ENGINE								
330 d xDrive	Diesel	190	01/12->	N57 D30 A				
ENGINE								
Engine	Information				S10	T10	T20 - T23	T22 - T25
All engines	COL:brown, spanner size 24, switch press. 0.2/0.5 bar, thread M12x1.5			7.0071				
All engines							7.1312 T20	
ENGINE								
330 d xDrive	Diesel	210	01/12->	N57 D30 A				
ENGINE								
Engine	Information				S10	T10	T20 - T23	T22 - T25
All engines	COL:brown, spanner size 24, switch press. 0.2/0.5 bar, thread M12x1.5			7.0071				
All engines							7.1312 T20	
ENGINE								
330 e	Petrol/ Electro	135	02/15->	B48 B20 A				
ENGINE								
Engine	Information				S10	T10	T20 - T23	T22 - T25
All engines							7.1312 T20	
ENGINE								
330 e	Petrol/ Electro	185	02/15->	B48 B20 A				
ENGINE								
Engine	Information				S10	T10	T20 - T23	T22 - T25
All engines							7.1312 T20	
ENGINE								
330 i	Petrol	185	09/14->	B46 B20 B, B48 B20 B				
ENGINE								
Engine	Information				S10	T10	T20 - T23	T22 - T25
All engines							7.1312 T20	7.1314 T22
ENGINE								
330 i xDrive	Petrol	185	10/14->	B46 B20 B, B48 B20 B				
ENGINE								
Engine	Information				S10	T10	T20 - T23	T22 - T25
All engines							7.1312 T20	
ENGINE								
335 d xDrive	Diesel	230	11/12->	N57 D30 B				
ENGINE								
Engine	Information				S10	T10	T20 - T23	T22 - T25
All engines	COL:brown, spanner size 24, switch press. 0.2/0.5 bar, thread M12x1.5			7.0071				
All engines							7.1312 T20	
ENGINE								
335 i	Petrol	225	04/11->	N55 B30 A				
ENGINE								
Engine	Information				S10	T10	T20 - T23	T22 - T25
All engines	spanner size 21, thread M12x1.5					7.6131		
All engines							7.1312 T20	7.1314 T22





S10	OIL PRESSURE WARNING LIGHT SWITCH	T10	REVERSING LIGHT SWITCH	T20	BRAKE LIGHT SWITCH
T22	SWITCH CLUTCH CONTROL (CRUISE CONTROL)	T23	SWITCH BRAKE ACTUATION (ENGINE TIMING)	T25	SWITCH CLUTCH CONTROL (ENGINE CONTROL)

FUNCTIONS ON THE VEHICLE

Vehicle	alim.	kW	Date	Engine	 S10	 T10	 T20 - T23	 T22 - T25
ENGINE								
335 i	Petrol	240	04/11-03/14	N55 B30 A				
Engine	Information				S10	T10	T20 - T23	T22 - T25
All engines	spanner size 21, thread M12x1.5					7.6131		
All engines							7.1312 T20	7.1314 T22
ENGINE								
335 i	Petrol	250	07/13->	N55 B30 A				
Engine	Information				S10	T10	T20 - T23	T22 - T25
All engines	spanner size 21, thread M12x1.5					7.6131		
All engines							7.1312 T20	7.1314 T22
ENGINE								
335 i xDrive	Petrol	225	05/11->	N55 B30 A				
Engine	Information				S10	T10	T20 - T23	T22 - T25
All engines	spanner size 21, thread M12x1.5					7.6131		
All engines							7.1312 T20	7.1314 T22
ENGINE								
335 i xDrive	Petrol	240	04/11-03/14	N55 B30 A				
Engine	Information				S10	T10	T20 - T23	T22 - T25
All engines	spanner size 21, thread M12x1.5					7.6131		
All engines							7.1312 T20	7.1314 T22
ENGINE								
335 i xDrive	Petrol	250	07/13->	N55 B30 A				
Engine	Information				S10	T10	T20 - T23	T22 - T25
All engines	spanner size 21, thread M12x1.5					7.6131		
All engines							7.1312 T20	7.1314 T22
ENGINE								
335 Li (CHN)	Petrol	225	10/11->	N55 B30 A				
Engine	Information				S10	T10	T20 - T23	T22 - T25
All engines							7.1312 T20	
ENGINE								
340 i	Petrol	240	10/14->	B58 B30 A				
Engine	Information				S10	T10	T20 - T23	T22 - T25
All engines							7.1312 T20	7.1314 T22
ENGINE								
340 i	Petrol	265	10/14->	B58 B30 A				
Engine	Information				S10	T10	T20 - T23	T22 - T25
All engines							7.1312 T20	7.1314 T22
ENGINE								
340 i xDrive	Petrol	240	10/14->	B58 B30 A				
Engine	Information				S10	T10	T20 - T23	T22 - T25
All engines							7.1312 T20	7.1314 T22
ENGINE								
340 i xDrive	Petrol	265	10/14->	B58 B30 A				
Engine	Information				S10	T10	T20 - T23	T22 - T25
All engines							7.1312 T20	7.1314 T22
ENGINE								
ActiveHybrid	Petrol/ Electro	225	11/11-05/15	N55 B30 A				
Engine	Information				S10	T10	T20 - T23	T22 - T25
All engines							7.1312 T20	
ENGINE								
ActiveHybrid	Petrol/ Electro	250	11/11-05/15	N55 B30 A				
Engine	Information				S10	T10	T20 - T23	T22 - T25
All engines							7.1312 T20	
ENGINE								
M3	Petrol	317	04/12->	S55 B30 A				
Engine	Information				S10	T10	T20 - T23	T22 - T25
All engines							7.1312 T20	

S10	OIL PRESSURE WARNING LIGHT SWITCH	T10	REVERSING LIGHT SWITCH	T20	BRAKE LIGHT SWITCH
T22	SWITCH CLUTCH CONTROL (CRUISE CONTROL)	T23	SWITCH BRAKE ACTUATION (ENGINE TIMING)	T25	SWITCH CLUTCH CONTROL (ENGINE CONTROL)





FUNCTIONS ON THE VEHICLE

Vehicle	alim.	kW	Date	Engine	 S10	 T10	 T20 - T23	 T22 - T25
M3 Competition								
	Petrol	331	03/16->	ENGINE S55 B30 A				
Engine Information					S10	T10	T20 - T23	T22 - T25
All engines							7.1312 T20	7.1314 T22
M3 CS								
	Petrol	338	01/18->	ENGINE S55 B30 A				
Engine Information					S10	T10	T20 - T23	T22 - T25
All engines							7.1312 T20	
4								
418 d								
	Diesel	100	03/14->	ENGINE B47 D20 A, N47 D20 C				
Engine Information					S10	T10	T20 - T23	T22 - T25
All engines					7.0071			
All engines						7.6131		
All engines							7.1312 T20	7.1314 T22
418 d								
	Diesel	105	03/14->	ENGINE N47 D20 C				
Engine Information					S10	T10	T20 - T23	T22 - T25
All engines					7.0071			
All engines						7.6131		
All engines							7.1312 T20	7.1314 T22
418 d								
	Diesel	110	03/15->	ENGINE B47 D20 A				
Engine Information					S10	T10	T20 - T23	T22 - T25
All engines							7.1312 T20	7.1314 T22
418 i								
	Petrol	100	07/15->	ENGINE B38 B15 A				
Engine Information					S10	T10	T20 - T23	T22 - T25
All engines							7.1312 T20	7.1314 T22
420 d								
	Diesel	120	07/13->	ENGINE B47 D20 A, N47 D20 C				
Engine Information					S10	T10	T20 - T23	T22 - T25
All engines					7.0071			
All engines						7.6131		
All engines							7.1312 T20	7.1314 T22
420 d								
	Diesel	135	07/13-07/15	ENGINE N47 D20 C				
Engine Information					S10	T10	T20 - T23	T22 - T25
All engines					7.0071			
All engines						7.6131		
All engines							7.1312 T20	7.1314 T22
420 d								
	Diesel	140	03/15->	ENGINE B47 D20 A				
Engine Information					S10	T10	T20 - T23	T22 - T25
All engines					7.0071			
All engines							7.1312 T20	7.1314 T22
420 d								
	Diesel	147	07/13-07/15	ENGINE N47 D20 C				
Engine Information					S10	T10	T20 - T23	T22 - T25
All engines					7.0071			
All engines						7.6131		
All engines							7.1312 T20	7.1314 T22
420 d xDrive								
	Diesel	120	11/13->	ENGINE B47 D20 A, N47 D20 C				
Engine Information					S10	T10	T20 - T23	T22 - T25
All engines					7.0071			
All engines						7.6131		
All engines							7.1312 T20	7.1314 T22

S10 OIL PRESSURE WARNING LIGHT SWITCH	T10 REVERSING LIGHT SWITCH	T20 BRAKE LIGHT SWITCH
T22 SWITCH CLUTCH CONTROL (CRUISE CONTROL)	T23 SWITCH BRAKE ACTUATION (ENGINE TIMING)	T25 SWITCH CLUTCH CONTROL (ENGINE CONTROL)





The present application list is a brief version. For the detailed information about the possibility of installation on a specific vehicle, please refer to our web-catalogue <http://catalogo.facet.eu/>

FUNCTIONS ON THE VEHICLE

Vehicle	alim.	kW	Date	Engine	 S10	 T10	 T20 - T23	 T22 - T25
ENGINE								
420 d xDrive	Diesel	135	11/13-03/15	N47 D20 C				
Engine	Information				S10	T10	T20 - T23	T22 - T25
All engines	COL: brown, spanner size 24, switch press. 0.2/0.5 bar, thread M12x1.5				7.0071			
All engines	spanner size 21, thread M12x1.5					7.6131		
All engines						7.1312	T20	7.1314 T22
ENGINE								
420 d xDrive	Diesel	140	03/15->	B47 D20 A				
Engine	Information				S10	T10	T20 - T23	T22 - T25
All engines							7.1312 T20	7.1314 T22
ENGINE								
420 d xDrive	Diesel	147	11/13-03/15	N47 D20 C				
Engine	Information				S10	T10	T20 - T23	T22 - T25
All engines	COL: brown, spanner size 24, switch press. 0.2/0.5 bar, thread M12x1.5				7.0071			
All engines	spanner size 21, thread M12x1.5					7.6131		
All engines						7.1312	T20	7.1314 T22
ENGINE								
420 i	Petrol	120	11/13->	B48 B20 A, N20 B20 A, N20 B20 B				
Engine	Information				S10	T10	T20 - T23	T22 - T25
Eng. N20 B20 A, N20 B20 B	spanner size 21, thread M12x1.5					7.6131		
All engines							7.1312 T20	
Eng. B48 B20 A, N20 B20 B								7.1314 T22
Eng. N20 B20 A, N20 B20 B								7.1314 T25
ENGINE								
420 i	Petrol	135	11/13->	B48 B20 A, N20 B20 A, N20 B20 B				
Engine	Information				S10	T10	T20 - T23	T22 - T25
Eng. N20 B20 A, N20 B20 B	spanner size 21, thread M12x1.5					7.6131		
All engines							7.1312 T20	7.1314 T22
ENGINE								
420 i xDrive	Petrol	120	11/13->	B48 B20 A, N20 B20 A, N20 B20 B				
Engine	Information				S10	T10	T20 - T23	T22 - T25
Eng. N20 B20 A, N20 B20 B	spanner size 21, thread M12x1.5					7.6131		
All engines							7.1312 T20	7.1314 T22
ENGINE								
420 i xDrive	Petrol	135	11/13->	B48 B20 A, N20 B20 A, N20 B20 B				
Engine	Information				S10	T10	T20 - T23	T22 - T25
Eng. N20 B20 A, N20 B20 B	spanner size 21, thread M12x1.5					7.6131		
All engines							7.1312 T20	7.1314 T22
ENGINE								
420 i xDrive	Petrol	155	11/13->	B48 B20 A, N20 B20 A, N20 B20 B				
Engine	Information				S10	T10	T20 - T23	T22 - T25
Eng. N20 B20 A, N20 B20 B	spanner size 21, thread M12x1.5					7.6131		
All engines							7.1312 T20	7.1314 T22
Eng. N20 B20 B								7.1314 T25
ENGINE								
425 d	Diesel	155	01/14->	B47 D20 B, N47 D20 D				
Engine	Information				S10	T10	T20 - T23	T22 - T25
Eng. N47 D20 D	COL: brown, spanner size 24, switch press. 0.2/0.5 bar, thread M12x1.5				7.0071			
Eng. N47 D20 D	spanner size 21, thread M12x1.5					7.6131		
All engines							7.1312 T20	7.1314 T22
ENGINE								
425 d	Diesel	160	01/14->	N47 D20 D				
Engine	Information				S10	T10	T20 - T23	T22 - T25
All engines	COL: brown, spanner size 24, switch press. 0.2/0.5 bar, thread M12x1.5				7.0071			
All engines	spanner size 21, thread M12x1.5					7.6131		
All engines							7.1312 T20	7.1314 T22, T25
ENGINE								
425 d	Diesel	165	03/16->	B47 D20 B				
Engine	Information				S10	T10	T20 - T23	T22 - T25
All engines							7.1312 T20	7.1314 T22

S10	OIL PRESSURE WARNING LIGHT SWITCH	T10	REVERSING LIGHT SWITCH	T20	BRAKE LIGHT SWITCH
T22	SWITCH CLUTCH CONTROL (CRUISE CONTROL)	T23	SWITCH BRAKE ACTUATION (ENGINE TIMING)	T25	SWITCH CLUTCH CONTROL (ENGINE CONTROL)

FUNCTIONS ON THE VEHICLE

Vehicle	alim.	kW	Date	Engine	 S10	 T10	 T20 - T23	 T22 - T25
ENGINE								
428 i	Petrol	180	07/13->	N20 B20 A, N26 B20 A				
Engine	Information				S10	T10	T20 - T23	T22 - T25
All engines	spanner size 21, thread M12x1.5					7.6131		
All engines							7.1312 T20	7.1314 T22
ENGINE								
428 i xDrive	Petrol	180	07/13->	N20 B20 A, N26 B20 A				
Engine	Information				S10	T10	T20 - T23	T22 - T25
Eng. N20 B20 A	spanner size 21, thread M12x1.5					7.6131		
All engines							7.1312 T20	7.1314 T22
ENGINE								
430 d	Diesel	190	11/13->	N57 D30 A				
Engine	Information				S10	T10	T20 - T23	T22 - T25
All engines	COL:brown, spanner size 24, switch press. 0.2/0.5 bar, thread M12x1.5			7.0071				
All engines							7.1312 T20	7.1314 T22
ENGINE								
430 d	Diesel	210	10/13->	N57 D30 A				
Engine	Information				S10	T10	T20 - T23	T22 - T25
All engines	COL:brown, spanner size 24, switch press. 0.2/0.5 bar, thread M12x1.5			7.0071				
All engines							7.1312 T20	7.1314 T22
ENGINE								
430 d xDrive	Diesel	190	01/14->	N57 D30 A				
Engine	Information				S10	T10	T20 - T23	T22 - T25
All engines	COL:brown, spanner size 24, switch press. 0.2/0.5 bar, thread M12x1.5			7.0071				
All engines							7.1312 T20	7.1314 T22
ENGINE								
430 d xDrive	Diesel	210	11/13->	N57 D30 A				
Engine	Information				S10	T10	T20 - T23	T22 - T25
All engines	COL:brown, spanner size 24, switch press. 0.2/0.5 bar, thread M12x1.5			7.0071				
All engines							7.1312 T20	7.1314 T22
ENGINE								
430 i	Petrol	185	03/16->	B48 B20 B				
Engine	Information				S10	T10	T20 - T23	T22 - T25
All engines							7.1312 T20	7.1314 T22
ENGINE								
430 i xDrive	Petrol	185	03/16->	B48 B20 B				
Engine	Information				S10	T10	T20 - T23	T22 - T25
All engines							7.1312 T20	
ENGINE								
435 d xDrive	Diesel	230	11/13->	N57 D30 B				
Engine	Information				S10	T10	T20 - T23	T22 - T25
All engines	COL:brown, spanner size 24, switch press. 0.2/0.5 bar, thread M12x1.5			7.0071				
All engines							7.1312 T20	7.1314 T22
ENGINE								
435 i	Petrol	225	07/13->	N55 B30 A				
Engine	Information				S10	T10	T20 - T23	T22 - T25
All engines	spanner size 21, thread M12x1.5					7.6131		
All engines							7.1312 T20	7.1314 T22
ENGINE								
435 i	Petrol	250	07/13->	N55 B30 A				
Engine	Information				S10	T10	T20 - T23	T22 - T25
All engines	spanner size 21, thread M12x1.5					7.6131		
All engines							7.1312 T20	7.1314 T22
ENGINE								
435 i xDrive	Petrol	225	07/13->	N55 B30 A				
Engine	Information				S10	T10	T20 - T23	T22 - T25
All engines	spanner size 21, thread M12x1.5					7.6131		
All engines							7.1312 T20	7.1314 T22

S10	OIL PRESSURE WARNING LIGHT SWITCH	T10	REVERSING LIGHT SWITCH	T20	BRAKE LIGHT SWITCH
T22	SWITCH CLUTCH CONTROL (CRUISE CONTROL)	T23	SWITCH BRAKE ACTUATION (ENGINE TIMING)	T25	SWITCH CLUTCH CONTROL (ENGINE CONTROL)

The present application list is a brief version. For the detailed information about the possibility of installation on a specific vehicle, please refer to our web-catalogue <http://catalogo.facet.eu/>

Vehicle	alim.	kW	Date	Engine	 S10	 T10	 T20 - T23	 T22 - T25
---------	-------	----	------	--------	---	---	--	---

ENGINE				
435 i xDrive	Petrol	250	07/13->	N55 B30 A

Engine	Information	S10	T10	T20 - T23	T22 - T25
All engines	spanner size 21, thread M12x1.5		7.6131		
All engines				7.1312 T20	7.1314 T22

ENGINE				
440 i	Petrol	240	03/16->	B58 B30 A

Engine	Information	S10	T10	T20 - T23	T22 - T25
All engines				7.1312 T20	7.1314 T22

ENGINE				
440 i	Petrol	265	03/16->	B58 B30 A

Engine	Information	S10	T10	T20 - T23	T22 - T25
All engines				7.1312 T20	7.1314 T22

ENGINE				
440 i xDrive	Petrol	240	03/16->	B58 B30 A

Engine	Information	S10	T10	T20 - T23	T22 - T25
All engines				7.1312 T20	7.1314 T22

ENGINE				
440 i xDrive	Petrol	265	03/16->	B58 B30 A

Engine	Information	S10	T10	T20 - T23	T22 - T25
All engines				7.1312 T20	7.1314 T22

ENGINE				
M4	Petrol	317	01/14->	S55 B30 A

Engine	Information	S10	T10	T20 - T23	T22 - T25
All engines				7.1312 T20	7.1314 T22

ENGINE				
M4 Competition	Petrol	331	03/16->	S55 B30 A

Engine	Information	S10	T10	T20 - T23	T22 - T25
All engines				7.1312 T20	7.1314 T22

ENGINE				
M4 CS	Petrol	338	09/16->	S55 B30 A

Engine	Information	S10	T10	T20 - T23	T22 - T25
All engines				7.1312 T20	

ENGINE				
M4 GTS	Petrol	368	03/16-02/17	S55 B30 A

Engine	Information	S10	T10	T20 - T23	T22 - T25
All engines				7.1312 T20	

ENGINE				
--------	--	--	--	--

ENGINE				
518	Petrol	66	07/74-05/81	M10 B18 (184VB)

Engine	Information	S10	T10	T20 - T23	T22 - T25
All engines		7.0052	7.6029	7.1014 T20	

ENGINE				
M535 i	Petrol	160	04/80-05/81	M30 B35 (Motronic, 9.3:1)

Engine	Information	S10	T10	T20 - T23	T22 - T25
All engines		7.0026, 7.0060	7.6029		
All engines	-> 31/12/86			7.1014 T20	
All engines	01/01/87 ->			7.1058 T20	

ENGINE				
--------	--	--	--	--

ENGINE				
518	Petrol	66	06/81-08/84	M10 B18 (184VC), M10 B18 (184VD)




Engine	Information	S10	T10	T20 - T23	T22 - T25
All engines		7.0052	7.6029	7.1014 T20	

ENGINE				
518 i	Petrol	75	05/81-12/87	M10 B18 (184EB)

Engine	Information	S10	T10	T20 - T23	T22 - T25
All engines	press. 0, 35 bar	7.0026			
All engines	press. 0, 30 bar	7.0052			
All engines		7.0060	7.6029		
All engines	see connection type			7.1014, 7.1058 T20	

S10 OIL PRESSURE WARNING LIGHT SWITCH	T10 REVERSING LIGHT SWITCH	T20 BRAKE LIGHT SWITCH
T22 SWITCH CLUTCH CONTROL (CRUISE CONTROL)	T23 SWITCH BRAKE ACTUATION (ENGINE TIMING)	T25 SWITCH CLUTCH CONTROL (ENGINE CONTROL)

FUNCTIONS ON THE VEHICLE

Vehicle	alim.	kW	Date	Engine	 S10	 T10	 T20 - T23	 T22 - T25
---------	-------	----	------	--------	---	---	--	---

ENGINE				
518 i	Petrol	77	05/81-12/87	M10 B18 (184EB)

Engine	Information	S10	T10	T20 - T23	T22 - T25
All engines	press. 0, 35 bar	7.0026			
All engines	press. 0, 30 bar	7.0052			
All engines		7.0060	7.6029		
All engines	see connection type			7.1014, 7.1058	T20

ENGINE				
520 i	Petrol	110	12/86-12/87	M20 B20 (206KA)

Engine	Information	S10	T10	T20 - T23	T22 - T25
All engines	press. 0, 35 bar	7.0026			
All engines	press. 0, 30 bar	7.0071			
All engines			7.6029		
All engines	see connection type			7.1014, 7.1058	T20

ENGINE				
520 i	Petrol	92	06/81-12/87	M20 B20 (206EA)

Engine	Information	S10	T10	T20 - T23	T22 - T25
All engines	press. 0, 35 bar	7.0026			
All engines		7.0060	7.6029		
All engines	press. 0, 30 bar	7.0071			
All engines	see connection type			7.1014, 7.1058	T20

ENGINE				
520 i	Petrol	95	08/85-12/87	M20 B20 (206KA)

Engine	Information	S10	T10	T20 - T23	T22 - T25
All engines	press. 0, 35 bar	7.0026			
All engines		7.0060	7.6029		
All engines	press. 0, 30 bar	7.0071			
All engines	see connection type			7.1014, 7.1058	T20

ENGINE				
524 d	Diesel	63	03/86-12/87	M21 D24 (246DA)

Engine	Information	S10	T10	T20 - T23	T22 - T25
All engines		7.0057	7.6029		
All engines	see connection type			7.1014, 7.1058	T20

ENGINE				
524 td	Diesel	85	09/83-12/87	M21 D24 (246TA)

Engine	Information	S10	T10	T20 - T23	T22 - T25
All engines		7.0057	7.6029		
All engines	see connection type			7.1014, 7.1058	T20

ENGINE				
525 e	Petrol	90	09/81-12/87	M20 B27 (276EB), M20 B27 (276KA), M20 B27 (276KB)

Engine	Information	S10	T10	T20 - T23	T22 - T25
All engines	-> 31/12/86	7.0026			
All engines		7.0060	7.6029		
All engines	01/01/87 ->	7.0071			
All engines	see connection type			7.1014, 7.1058	T20

ENGINE				
525 e	Petrol	92	05/83-12/87	M20 B27 (276EA)

Engine	Information	S10	T10	T20 - T23	T22 - T25
All engines	-> 31/12/86	7.0026			
All engines		7.0060	7.6029		
All engines	01/01/87 ->	7.0071			
All engines	see connection type			7.1014, 7.1058	T20

ENGINE				
525 e	Petrol	95	12/84-12/87	M20 B27 (276KB)

Engine	Information	S10	T10	T20 - T23	T22 - T25
All engines	-> 31/12/86	7.0026			
All engines		7.0060	7.6029		

S10	OIL PRESSURE WARNING LIGHT SWITCH	T10	REVERSING LIGHT SWITCH	T20	BRAKE LIGHT SWITCH
T22	SWITCH CLUTCH CONTROL (CRUISE CONTROL)	T23	SWITCH BRAKE ACTUATION (ENGINE TIMING)	T25	SWITCH CLUTCH CONTROL (ENGINE CONTROL)

FUNCTIONS ON THE VEHICLE

Vehicle	alim.	kW	Date	Engine	 S10	 T10	 T20 - T23	 T22 - T25
---------	-------	----	------	--------	---	---	--	---

				ENGINE
525 e	Petrol	95	12/84-12/87	M20 B27 (276KB)

Engine	Information	S10	T10	T20 - T23	T22 - T25
All engines	01/01/87 ->	7.0071			
All engines	see connection type			7.1014, 7.1058 T20	

				ENGINE
525 i	Petrol	110	06/81-12/87	M30 B25 (256EA)

Engine	Information	S10	T10	T20 - T23	T22 - T25
All engines		7.0026, 7.0060	7.6029		
All engines	see connection type			7.1014, 7.1058 T20	

				ENGINE
528 i	Petrol	135	06/81-12/87	M30 B28 (286EA)

Engine	Information	S10	T10	T20 - T23	T22 - T25
All engines		7.0026, 7.0060	7.6029		
All engines	-> 31/12/84			7.1014 T20	
All engines	01/01/85 ->			7.1058 T20	

				ENGINE
530 i	Petrol	0	01/84-12/88	--

Engine	Information	S10	T10	T20 - T23	T22 - T25
All engines		7.0026	7.6029	7.1014 T20	

				ENGINE
535 i	Petrol	162	01/85-12/87	M30 B34 (346EC)

Engine	Information	S10	T10	T20 - T23	T22 - T25
All engines		7.0026, 7.0060	7.6029		
All engines	see connection type			7.1014, 7.1058 T20	

				ENGINE
535 i, M 535 i	Petrol	136	01/85-12/87	M30 B34 (346KA)

Engine	Information	S10	T10	T20 - T23	T22 - T25
All engines		7.0026, 7.0060	7.6029		
All engines	see connection type			7.1014, 7.1058 T20	

				ENGINE
535 i, M 535 i	Petrol	141	01/85-12/87	M30 B35 (Motronic)

Engine	Information	S10	T10	T20 - T23	T22 - T25
All engines		7.0026, 7.0060	7.6029		
All engines	see connection type			7.1014, 7.1058 T20	

				ENGINE
M5	Petrol	210	08/85-12/87	S38 B35 (356ED)

Engine	Information	S10	T10	T20 - T23	T22 - T25
All engines	-> 31/03/86	7.0026			
All engines		7.0060	7.6029		
All engines	01/04/86 ->	7.0071			
All engines	see connection type			7.1014, 7.1058 T20	

5 III

				ENGINE
518 g	Petrol/ Petroleum Gas (LPG)	85	11/95-06/96	M43 B18 (184E2)





Engine	Information	S10	T10	T20 - T23	T22 - T25
All engines		7.0071	7.6131	7.1058 T20	7.1110 T22

				ENGINE
518 i	Petrol	83	08/89-09/95	M40 B18 (184E1), M43 B18 (184E2)

Engine	Information	S10	T10	T20 - T23	T22 - T25
All engines		7.0071			
All engines	-> 30/09/91		7.6029		
All engines	01/10/91 ->		7.6131		
All engines	pole nr. 2			7.1058 T20	



S10 OIL PRESSURE WARNING LIGHT SWITCH	T10 REVERSING LIGHT SWITCH	T20 BRAKE LIGHT SWITCH
T22 SWITCH CLUTCH CONTROL (CRUISE CONTROL)	T23 SWITCH BRAKE ACTUATION (ENGINE TIMING)	T25 SWITCH CLUTCH CONTROL (ENGINE CONTROL)

FUNCTIONS ON THE VEHICLE





Vehicle	alim.	kW	Date	Engine	 S10	 T10	 T20 - T23	 T22 - T25
ENGINE								
518 i	Petrol	83	08/89-09/95	M40 B18 (184E1), M43 B18 (184E2)				
Engine	Information				S10	T10	T20 - T23	T22 - T25
All engines	pole nr. 4						7.1081 T20	
ENGINE								
518 i	Petrol	85	08/89-01/97	M43 B18 (184E2)				
Engine	Information				S10	T10	T20 - T23	T22 - T25
All engines					7.0071	7.6131		
All engines	pole nr. 2						7.1058 T20	
All engines	+cruise control							7.1110 T22
ENGINE								
520 i	Petrol	110	11/91-01/97	M50 B20 (206S1), M50 B20 (206S2)				
Engine	Information				S10	T10	T20 - T23	T22 - T25
All engines					7.0071	7.6131		7.1110 T22
All engines	pole nr. 2, see connection type						7.1014, 7.1058 T20	
All engines	pole nr. 4						7.1081 T20	
ENGINE								
520 i	Petrol	95	01/88-08/91	M20 B20 (206KA)				
Engine	Information				S10	T10	T20 - T23	T22 - T25
All engines					7.0071	7.6029		
All engines	pole nr. 2, see connection type						7.1014, 7.1058 T20	
All engines	pole nr. 4						7.1081 T20	
ENGINE								
520 i 24V	Petrol	110	09/89-09/95	M50 B20 (206S1), M50 B20 (206S2)				
Engine	Information				S10	T10	T20 - T23	T22 - T25
All engines					7.0071	7.6131		7.1110 T22
All engines	pole nr. 2, see connection type						7.1014, 7.1058 T20	
All engines	pole nr. 4						7.1081 T20	
ENGINE								
524 td	Diesel	85	03/88-09/95	M21 D24 (246TB)				
Engine	Information				S10	T10	T20 - T23	T22 - T25
All engines					7.0071			7.1110 T22
All engines	-> 30/09/91, E34					7.6029		
All engines	01/10/91 ->, E34					7.6131		
All engines	pole nr. 2						7.1014 T20	
All engines	pole nr. 4						7.1081 T20	
ENGINE								
525 i	Petrol	125	01/88-08/91	M20 B25 (256K1)				
Engine	Information				S10	T10	T20 - T23	T22 - T25
All engines					7.0071	7.6029	7.1081 T20	
ENGINE								
525 i	Petrol	141	11/91-01/97	M50 B25 (256S1), M50 B25 (256S2)				
Engine	Information				S10	T10	T20 - T23	T22 - T25
All engines					7.0071		7.1081 T20	
All engines	-> 30/09/91					7.6029		
All engines	01/10/91 ->					7.6131		
ENGINE								
525 i 24V	Petrol	141	09/89-12/95	M50 B25 (256S2)				
Engine	Information				S10	T10	T20 - T23	T22 - T25
All engines					7.0071		7.1081 T20	
All engines	-> 30/09/91					7.6029		
All engines	01/10/91 ->					7.6131		
ENGINE								
525 ix	Petrol	141	02/92-01/97	M50 B25 (256S1)				
Engine	Information				S10	T10	T20 - T23	T22 - T25
All engines					7.0071	7.6131	7.1081 T20	

S10	OIL PRESSURE WARNING LIGHT SWITCH	T10	REVERSING LIGHT SWITCH	T20	BRAKE LIGHT SWITCH
T22	SWITCH CLUTCH CONTROL (CRUISE CONTROL)	T23	SWITCH BRAKE ACTUATION (ENGINE TIMING)	T25	SWITCH CLUTCH CONTROL (ENGINE CONTROL)

FUNCTIONS ON THE VEHICLE

Vehicle	alim.	kW	Date	Engine	 S10	 T10	 T20 - T23	 T22 - T25
ENGINE								
525 iX 24V	Petrol	141	10/91-09/95	M50 B25 (256S1), M50 B25 (256S2)				
Engine	Information			S10	T10	T20 - T23	T22 - T25	
All engines				7.0071	7.6131	7.1081	T20	
ENGINE								
525 td	Diesel	85	03/93-01/97	M51 D25 (256T1)				
Engine	Information			S10	T10	T20 - T23	T22 - T25	
All engines				7.0071	7.6131		7.1110	T22
All engines	pole nr. 2					7.1058	T20	
All engines	pole nr. 4					7.1081	T20	
ENGINE								
525 tds	Diesel	105	09/91-01/97	M51 D25 (256T1)				
Engine	Information			S10	T10	T20 - T23	T22 - T25	
All engines				7.0071	7.6131		7.1110	T22
All engines	pole nr. 2					7.1058	T20	
All engines	pole nr. 4					7.1081	T20	
ENGINE								
530 i	Petrol	138	01/88-08/91	M30 B30 (306KA)				
Engine	Information			S10	T10	T20 - T23	T22 - T25	
All engines				7.0071	7.6029	7.1081	T20	
ENGINE								
530 i V8	Petrol	160	09/92-01/97	M60 B30 (308S1)				
Engine	Information			S10	T10	T20 - T23	T22 - T25	
All engines				7.0071	7.6131			
All engines	01/05/94 ->					7.1081	T20	
All engines	+cruise control							7.1110 T22
ENGINE								
535 i	Petrol	155	01/88-09/95	M30 B34 (346KB)				
Engine	Information			S10	T10	T20 - T23	T22 - T25	
All engines				7.0071				
All engines	-> 30/09/91				7.6029			
All engines	01/10/91 ->				7.6131			
All engines	Qty 2					7.1081	T20	
ENGINE								
540 i	Petrol	210	09/93-01/97	M60 B40 (408S1)				
Engine	Information			S10	T10	T20 - T23	T22 - T25	
All engines				7.0071	7.6131			
All engines	01/05/94 ->					7.1081	T20	
All engines	+cruise control							7.1110 T22
ENGINE								
540 i V8	Petrol	210	09/92-09/95	M60 B40 (408S1)				
Engine	Information			S10	T10	T20 - T23	T22 - T25	
All engines				7.0071	7.6131			
All engines	01/05/94 ->					7.1081	T20	
ENGINE								
M5	Petrol	232	10/88-05/92	S38 B36 (366S1)				
Engine	Information			S10	T10	T20 - T23	T22 - T25	
All engines				7.0071				
All engines	-> 30/09/91				7.6029			
All engines	01/10/91 ->				7.6131			
All engines	Qty 2					7.1081	T20	
ENGINE								
M5	Petrol	250	03/92-01/97	S38 B38 (386S1)				
Engine	Information			S10	T10	T20 - T23	T22 - T25	
All engines				7.0071				
All engines	pole nr. 2				7.6131			
All engines	Qty 2					7.1081	T20	
All engines	+cruise control							7.1110 T22

S10	OIL PRESSURE WARNING LIGHT SWITCH	T10	REVERSING LIGHT SWITCH	T20	BRAKE LIGHT SWITCH
T22	SWITCH CLUTCH CONTROL (CRUISE CONTROL)	T23	SWITCH BRAKE ACTUATION (ENGINE TIMING)	T25	SWITCH CLUTCH CONTROL (ENGINE CONTROL)

				FUNCTIONS ON THE VEHICLE				
Vehicle	alim.	kW	Date	Engine	 S10	 T10	 T20 - T23	 T22 - T25
ENGINE								
M5 Cat	Petrol	232	10/88-05/92	S38 B36 (366S1)				
Engine	Information			S10	T10	T20 - T23	T22 - T25	
All engines				7.0071				
All engines	-> 30/09/91				7.6029			
All engines	01/10/91 ->				7.6131			
All engines	Qty 2					7.1081	T20	
5 IV								
ENGINE								
518d [ExtraEU]	Diesel	100	07/18->	B47 D20 B				
Engine	Information			S10	T10	T20 - T23	T22 - T25	
All engines						7.1312	T20	
ENGINE								
518d [ExtraEU]	Diesel	110	07/18->	B47 D20 B				
Engine	Information			S10	T10	T20 - T23	T22 - T25	
All engines						7.1312	T20	
ENGINE								
518d Touring [ExtraEU]	Diesel	100	07/18->	B47 D20 B				
Engine	Information			S10	T10	T20 - T23	T22 - T25	
All engines						7.1312	T20	
ENGINE								
518d Touring [ExtraEU]	Diesel	110	07/18->	B47 D20 B				
Engine	Information			S10	T10	T20 - T23	T22 - T25	
All engines						7.1312	T20	
ENGINE								
520 d	Diesel	100	02/00-09/03	M47 D20 (204D1), M47D204D1				
Engine	Information			S10	T10	T20 - T23	T22 - T25	
All engines	COL:brown, spanner size 24, switch press. 0.2/0.5 bar, thread M12x1.5			7.0071				
Eng. M47 D20 (204D1)					7.6131		7.1110	T22
All engines	COL:blue, Conn. nr. 4					7.1215	T20	
ENGINE								
520 i	Petrol	100	04/99-05/04	M52B206S4				
Engine	Information			S10	T10	T20 - T23	T22 - T25	
All engines	COL:brown, spanner size 24, switch press. 0.2/0.5 bar, thread M12x1.5			7.0071				
All engines	COL:blue, Conn. nr. 4					7.1215	T20	
ENGINE								
520 i	Petrol	110	01/96-06/03	M52 B20 (206S3), M52B206S3, M52B206S4				
Engine	Information			S10	T10	T20 - T23	T22 - T25	
All engines	COL:brown, spanner size 24, switch press. 0.2/0.5 bar, thread M12x1.5			7.0071				
Eng. M52 B20 (206S3)					7.6131			
All engines	01/09/98 ->, 01/10/98 ->, COL:blue, Conn. nr. 4					7.1215	T20	
Eng. M52 B20 (206S3)	-> 30/09/98						7.1110	T22
ENGINE								
520 i	Petrol	120	09/00-12/03	M54 B22 (226S1), M54B226S1				
Engine	Information			S10	T10	T20 - T23	T22 - T25	
All engines	COL:brown, spanner size 24, switch press. 0.2/0.5 bar, thread M12x1.5			7.0071				
All engines	spanner size 21, thread M12x1.5				7.6131			
All engines	01/10/98 ->, COL:blue, Conn. nr. 4					7.1215	T20	
Eng. M54 B22 (226S1)	-> 30/09/98						7.1110	T22
Eng. M54B226S1	01/04/01 ->						7.1314	T22
Eng. M54B226S1	-> 01/03/01, 01/04/01 ->, version 1						7.1314	T25
ENGINE								
520 i	Petrol	125	09/00-12/03	M54 B22 (226S1), M54B226S1				
Engine	Information			S10	T10	T20 - T23	T22 - T25	
All engines	COL:brown, spanner size 24, switch press. 0.2/0.5 bar, thread M12x1.5			7.0071				
Eng. M54 B22 (226S1)					7.6131			

S10	OIL PRESSURE WARNING LIGHT SWITCH	T10	REVERSING LIGHT SWITCH	T20	BRAKE LIGHT SWITCH
T22	SWITCH CLUTCH CONTROL (CRUISE CONTROL)	T23	SWITCH BRAKE ACTUATION (ENGINE TIMING)	T25	SWITCH CLUTCH CONTROL (ENGINE CONTROL)

FUNCTIONS ON THE VEHICLE

Vehicle	alim.	kW	Date	Engine	 S10	 T10	 T20 - T23	 T22 - T25
---------	-------	----	------	--------	---	---	--	---

ENGINE				
520 i	Petrol	125	09/00-12/03	M54 B22 (226S1), M54B226S1

Engine	Information	S10	T10	T20 - T23	T22 - T25
All engines	01/10/98 ->, COL:blue, Conn. nr. 4			7.1215 T20	
Eng. M54 B22 (226S1)	-> 30/09/98				7.1110 T22

ENGINE				
523 i	Petrol	120	09/98-08/00	M52B256S3

Engine	Information	S10	T10	T20 - T23	T22 - T25
All engines	COL:brown, spanner size 24, switch press. 0.2/0.5 bar, thread M12x1.5	7.0071			
All engines	spanner size 21, thread M12x1.5		7.6131		
All engines	Conn. nr. 2				7.1123 T22

ENGINE				
523 i	Petrol	125	11/95-09/00	M52 B25 (256S3), M52B256S3, M52B256S4

Engine	Information	S10	T10	T20 - T23	T22 - T25
All engines	COL:brown, spanner size 24, switch press. 0.2/0.5 bar, thread M12x1.5	7.0071			
All engines	spanner size 21, thread M12x1.5		7.6131		
All engines	01/10/98 ->, COL:blue, Conn. nr. 4			7.1215 T20	
Eng. M52 B25 (256S3)	-> 30/09/98				7.1110 T22
Eng. M52B256S3, M52B256S4	-> 01/09/98, 01/10/98 ->, Conn. nr. 2, RHD				7.1123 T22
Eng. M52B256S4					7.1314 T25

ENGINE				
525 d	Diesel	120	02/00-05/04	M57 D25 (256D1), M57D256D1

Engine	Information	S10	T10	T20 - T23	T22 - T25
All engines	COL:brown, spanner size 24, switch press. 0.2/0.5 bar, thread M12x1.5	7.0071			
Eng. M57 D25 (256D1)			7.6131		
All engines	COL:blue, Conn. nr. 4			7.1215 T20	

ENGINE				
525 i	Petrol	141	09/00-05/04	M54 B25 (256S5), M54B256S5

Engine	Information	S10	T10	T20 - T23	T22 - T25
All engines	COL:brown, spanner size 24, switch press. 0.2/0.5 bar, thread M12x1.5	7.0071			
All engines	spanner size 21, thread M12x1.5		7.6131		
All engines	COL:blue, Conn. nr. 4			7.1215 T20	

ENGINE				
525 td	Diesel	85	01/97-06/03	M51D256T1

Engine	Information	S10	T10	T20 - T23	T22 - T25
All engines	COL:brown, spanner size 24, switch press. 0.2/0.5 bar, thread M12x1.5	7.0071			
All engines	spanner size 21, thread M12x1.5		7.6131		
All engines	01/10/98 ->, COL:blue, Conn. nr. 4			7.1215 T20	
All engines	Conn. nr. 2				7.1123 T22

ENGINE				
525 tds	Diesel	105	01/96-05/04	M51 D25 (256T1), M51D256T1





Engine	Information	S10	T10	T20 - T23	T22 - T25
All engines	COL:brown, spanner size 24, switch press. 0.2/0.5 bar, thread M12x1.5	7.0071			
All engines	spanner size 21, thread M12x1.5		7.6131		
All engines	01/10/98 ->, COL:blue, Conn. nr. 4			7.1215 T20	
Eng. M51 D25 (256T1)					7.1110 T22
Eng. M51D256T1	Conn. nr. 2				7.1123 T22

ENGINE				
528 i	Petrol	142	11/95-09/00	M52 B28 (286S1), M52 B28 (286S2), M52B286S1, M52B286S2

Engine	Information	S10	T10	T20 - T23	T22 - T25
All engines	COL:brown, spanner size 24, switch press. 0.2/0.5 bar, thread M12x1.5	7.0071			
All engines	spanner size 21, thread M12x1.5		7.6131		
All engines	01/10/98 ->, COL:blue, Conn. nr. 4			7.1215 T20	
Eng. M52 B28 (286S1), M52 B28 (286S2)	-> 30/09/98				7.1110 T22

S10 OIL PRESSURE WARNING LIGHT SWITCH	T10 REVERSING LIGHT SWITCH	T20 BRAKE LIGHT SWITCH
T22 SWITCH CLUTCH CONTROL (CRUISE CONTROL)	T23 SWITCH BRAKE ACTUATION (ENGINE TIMING)	T25 SWITCH CLUTCH CONTROL (ENGINE CONTROL)

FUNCTIONS ON THE VEHICLE

Vehicle	alim.	kW	Date	Engine	 S10	 T10	 T20 - T23	 T22 - T25
ENGINE								
528i Touring	Petrol	142	02/97-07/00	M52B286S1, M52B286S2				
Engine	Information			S10	T10	T20 - T23	T22 - T25	
All engines	COL:brown, spanner size 24, switch press. 0.2/0.5 bar, thread M12x1.5			7.0071				
All engines	spanner size 21, thread M12x1.5				7.6131			
All engines	01/10/98 ->, COL:blue, Conn. nr. 4					7.1215	T20	
ENGINE								
530 d	Diesel	135	08/98-09/00	M57 D30 (306D1), M57D306D1				
Engine	Information			S10	T10	T20 - T23	T22 - T25	
All engines	COL:brown, spanner size 24, switch press. 0.2/0.5 bar, thread M12x1.5			7.0071				
All engines	spanner size 21, thread M12x1.5				7.6131			
All engines	01/10/98 ->, COL:blue, Conn. nr. 4					7.1215	T20	
Eng. M57D306D1	Conn. nr. 2						7.1123	T22
ENGINE								
530 d	Diesel	142	09/98-05/04	M57 D30 (306D1), M57D306D1				
Engine	Information			S10	T10	T20 - T23	T22 - T25	
All engines	COL:brown, spanner size 24, switch press. 0.2/0.5 bar, thread M12x1.5			7.0071				
All engines	spanner size 21, thread M12x1.5				7.6131			
All engines	01/10/98 ->, COL:blue, Conn. nr. 4					7.1215	T20	
Eng. M57D306D1	Conn. nr. 2						7.1123	T22
ENGINE								
530 i	Petrol	170	09/00-05/04	M54 B30 (306S3), M54B306S3				
Engine	Information			S10	T10	T20 - T23	T22 - T25	
All engines	COL:brown, spanner size 24, switch press. 0.2/0.5 bar, thread M12x1.5			7.0071				
All engines	spanner size 21, thread M12x1.5				7.6131			
All engines	COL:blue, Conn. nr. 4					7.1215	T20	
ENGINE								
535 i	Petrol	173	04/96-03/99	M62 B35 (358S1), M62 B35 (358S2), M62B358S1, M62B358S2				
Engine	Information			S10	T10	T20 - T23	T22 - T25	
All engines	01/10/97 ->, COL:brown, spanner size 24, switch press. 0.2/0.5 bar, thread M12x1.5			7.0071				
All engines	spanner size 21, thread M12x1.5				7.6131			
Eng. M62 B35 (358S1), M62 B35 (358S2)	01/10/98 ->					7.1215	T20	
Eng. M62 B35 (358S1), M62 B35 (358S2)	pole nr. 2						7.1110	T22
Eng. M62B358S1, M62B358S2	Conn. nr. 2						7.1123	T22
ENGINE								
535 i	Petrol	180	04/99-06/03	M62 B35 (358S2), M62B358S2				
Engine	Information			S10	T10	T20 - T23	T22 - T25	
All engines	01/10/97 ->, COL:brown, spanner size 24, switch press. 0.2/0.5 bar, thread M12x1.5			7.0071				
All engines	spanner size 21, thread M12x1.5				7.6131			
All engines	01/10/98 ->, COL:blue, Conn. nr. 4					7.1215	T20	
Eng. M62 B35 (358S2)	pole nr. 2						7.1110	T22
Eng. M62B358S2	Conn. nr. 2						7.1123	T22
ENGINE								
540 i	Petrol	210	04/96-05/04	M62 B44 (448S1), M62 B44 (448S2), M62B448S1, M62B448S2				
Engine	Information			S10	T10	T20 - T23	T22 - T25	
All engines	01/10/97 ->, COL:brown, spanner size 24, switch press. 0.2/0.5 bar, thread M12x1.5			7.0071				
All engines	spanner size 21, thread M12x1.5				7.6131			
All engines	01/10/98 ->, COL:blue, Conn. nr. 4					7.1215	T20	
Eng. M62 B44 (448S1), M62 B44 (448S2)	pole nr. 2						7.1110	T22
Eng. M62B448S1, M62B448S2	Conn. nr. 2						7.1123	T22

S10	OIL PRESSURE WARNING LIGHT SWITCH	T10	REVERSING LIGHT SWITCH	T20	BRAKE LIGHT SWITCH
T22	SWITCH CLUTCH CONTROL (CRUISE CONTROL)	T23	SWITCH BRAKE ACTUATION (ENGINE TIMING)	T25	SWITCH CLUTCH CONTROL (ENGINE CONTROL)

FUNCTIONS ON THE VEHICLE

Vehicle	alim.	kW	Date	Engine	 S10	 T10	 T20 - T23	 T22 - T25
---------	-------	----	------	--------	---	---	--	---

				ENGINE
520 d	Petrol	294	10/98-06/03	S62 B50 (508S1), S62B508S1

Engine	Information	S10	T10	T20 - T23	T22 - T25
All engines	COL:brown, spanner size 24, switch press. 0.2/0.5 bar, thread M12x1.5	7.0071			
All engines	spanner size 21, thread M12x1.5		7.6131		
All engines	COL:blue, Conn. nr. 4			7.1215 T20	

				ENGINE
520 d	Diesel	110	02/05-02/08	M47 D20 (204D4), M47D204D4, N47 D20 A, N47 D20 C

Engine	Information	S10	T10	T20 - T23	T22 - T25
All engines	COL:brown, spanner size 24, switch press. 0.2/0.5 bar, thread M12x1.5	7.0071			
All engines	spanner size 21, thread M12x1.5		7.6131		
All engines	COL:blue, Conn. nr. 4			7.1215 T20	
All engines					7.1314 T22

				ENGINE
520 d	Diesel	120	02/05-02/08	M47 D20 (204D4), M47D204D4, M47N2D204D4, N47 D20 A, N47 D20 C

Engine	Information	S10	T10	T20 - T23	T22 - T25
All engines	COL:brown, spanner size 24, switch press. 0.2/0.5 bar, thread M12x1.5	7.0071			
All engines	spanner size 21, thread M12x1.5		7.6131		
All engines	COL:blue, Conn. nr. 4			7.1215 T20	
All engines					7.1314 T22

				ENGINE
520 d	Diesel	130	04/06-05/10	N47 D20 A, N47 D20 C

Engine	Information	S10	T10	T20 - T23	T22 - T25
All engines	COL:brown, spanner size 24, switch press. 0.2/0.5 bar, thread M12x1.5	7.0071			
All engines	spanner size 21, thread M12x1.5		7.6131		
All engines	COL:blue, Conn. nr. 4			7.1215 T20	
All engines					7.1314 T22

				ENGINE
520 i	Petrol	115	04/06-12/09	N46 B20 B

Engine	Information	S10	T10	T20 - T23	T22 - T25
All engines	COL:brown, spanner size 24, switch press. 0.2/0.5 bar, thread M12x1.5	7.0071			
All engines	spanner size 21, thread M12x1.5		7.6131		
All engines	COL:blue, Conn. nr. 4			7.1215 T20	
All engines					7.1314 T22

				ENGINE
520 i	Petrol	120	12/06-08/10	N43 B20 A

Engine	Information	S10	T10	T20 - T23	T22 - T25
All engines	spanner size 21, thread M12x1.5		7.6131		
All engines	COL:blue, Conn. nr. 4			7.1215 T20	
All engines					7.1314 T22

				ENGINE
520 i	Petrol	125	07/03->	M54 226 S1, M54 B22 (226S1), M54B226S1, N43 B20 A, N46 B20 B





Engine	Information	S10	T10	T20 - T23	T22 - T25
Eng. M54 226 S1, M54 B22 (226S1), M54B226S1, N46 B20 B	COL:brown, spanner size 24, switch press. 0.2/0.5 bar, thread M12x1.5	7.0071			
All engines	spanner size 21, thread M12x1.5		7.6131		
All engines	COL:blue, Conn. nr. 4			7.1215 T20	
All engines					7.1314 T22

				ENGINE
520Li	Petrol	115	09/07->	N46 B20 B, N46 B20 C

Engine	Information	S10	T10	T20 - T23	T22 - T25
All engines		7.0071		7.1215 T20	7.1314 T22





S10	OIL PRESSURE WARNING LIGHT SWITCH	T10	REVERSING LIGHT SWITCH	T20	BRAKE LIGHT SWITCH
T22	SWITCH CLUTCH CONTROL (CRUISE CONTROL)	T23	SWITCH BRAKE ACTUATION (ENGINE TIMING)	T25	SWITCH CLUTCH CONTROL (ENGINE CONTROL)

FUNCTIONS ON THE VEHICLE

Vehicle	alim.	kW	Date	Engine	 S10	 T10	 T20 - T23	 T22 - T25
ENGINE								
523 i	Petrol	0	07/05->	N52B25B				
ENGINE								
Information					S10	T10	T20 - T23	T22 - T25
All engines					7.0071	7.6131	7.1215 T20	7.1314 T22
ENGINE								
523 i	Petrol	130	10/04->	N52 B25 A, N52 B25 B, N52 B25 BE, N52 B25 BF, N52B25B				
ENGINE								
Information					S10	T10	T20 - T23	T22 - T25
All engines	COL:brown, spanner size 24, switch press. 0.2/0.5 bar, thread M12x1.5				7.0071			
All engines	spanner size 21, thread M12x1.5					7.6131		
All engines	COL:blue, Conn. nr. 4						7.1215 T20	
All engines							7.1314 T22	
ENGINE								
523 i	Petrol	140	01/07-12/10	N52 B25 A, N52 B25 BE, N53 B25 A				
ENGINE								
Information					S10	T10	T20 - T23	T22 - T25
All engines	COL:brown, spanner size 24, switch press. 0.2/0.5 bar, thread M12x1.5				7.0071			
All engines	spanner size 21, thread M12x1.5					7.6131		
All engines	COL:blue, Conn. nr. 4						7.1215 T20	
All engines							7.1314 T22	
ENGINE								
523Li	Petrol	130	07/05->	N52 B25 A, N52B25B, N52B25BE				
ENGINE								
Information					S10	T10	T20 - T23	T22 - T25
All engines					7.0071		7.1215 T20	7.1314 T22
ENGINE								
525 d	Diesel	120	03/04-03/10	M57 D25 (256D1), M57D25(256D2), M57D256D2, M57N 256 D4				
ENGINE								
Information					S10	T10	T20 - T23	T22 - T25
All engines	COL:brown, spanner size 24, switch press. 0.2/0.5 bar, thread M12x1.5				7.0071			
All engines	spanner size 21, thread M12x1.5					7.6131		
All engines	COL:blue, Conn. nr. 4						7.1215 T20	
Eng. M57D25(256D2), M57D256D2, M57N 256 D4							7.1314 T22	
ENGINE								
525 d	Diesel	130	03/04-03/10	M57 D25 (256D2), M57D256D2				
ENGINE								
Information					S10	T10	T20 - T23	T22 - T25
All engines	COL:brown, spanner size 24, switch press. 0.2/0.5 bar, thread M12x1.5				7.0071			
All engines	spanner size 21, thread M12x1.5					7.6131		
All engines	COL:blue, Conn. nr. 4						7.1215 T20	
All engines							7.1314 T22	
ENGINE								
525 d	Diesel	145	01/07-05/10	M57 D30 (306D3), M57D306D3				
ENGINE								
Information					S10	T10	T20 - T23	T22 - T25
All engines	COL:brown, spanner size 24, switch press. 0.2/0.5 bar, thread M12x1.5				7.0071			
All engines	spanner size 21, thread M12x1.5					7.6131		
All engines	COL:blue, Conn. nr. 4						7.1215 T20	
All engines							7.1314 T22	
ENGINE								
525 d xDrive	Diesel	145	09/07-05/10	M57 D30 (306D3), M57D306D3				
ENGINE								
Information					S10	T10	T20 - T23	T22 - T25
All engines	COL:brown, spanner size 24, switch press. 0.2/0.5 bar, thread M12x1.5				7.0071			
All engines	spanner size 21, thread M12x1.5					7.6131		
All engines	COL:blue, Conn. nr. 4						7.1215 T20	
All engines							7.1314 T22	




S10	OIL PRESSURE WARNING LIGHT SWITCH	T10	REVERSING LIGHT SWITCH	T20	BRAKE LIGHT SWITCH
T22	SWITCH CLUTCH CONTROL (CRUISE CONTROL)	T23	SWITCH BRAKE ACTUATION (ENGINE TIMING)	T25	SWITCH CLUTCH CONTROL (ENGINE CONTROL)

FUNCTIONS ON THE VEHICLE

Vehicle	alim.	kW	Date	Engine	 S10	 T10	 T20 - T23	 T22 - T25
ENGINE								
525 i	Petrol	141	09/03-12/10	M54 B25 (25655), M54B25655				
Engine	Information				S10	T10	T20 - T23	T22 - T25
All engines	COL:brown, spanner size 24, switch press. 0.2/0.5 bar, thread M12x1.5				7.0071			
All engines	spanner size 21, thread M12x1.5					7.6131		
All engines	COL:blue, Conn. nr. 4						7.1215 T20	
All engines								7.1314 T22
ENGINE								
525 i	Petrol	155	03/05-12/10	N52 B25 A, N53 B30 A				
Engine	Information				S10	T10	T20 - T23	T22 - T25
Eng. N52 B25 A	COL:brown, spanner size 24, switch press. 0.2/0.5 bar, thread M12x1.5				7.0071			
All engines	spanner size 21, thread M12x1.5					7.6131		
All engines	COL:blue, Conn. nr. 4						7.1215 T20	
All engines								7.1314 T22
ENGINE								
525 i	Petrol	160	10/04->	N52 B25 A, N52 B25 B, N52 B25 BF, N52 B30 A, N52 B30 B, N52 B30 BF, N52B25B, N53 B30 A				
Engine	Information				S10	T10	T20 - T23	T22 - T25
Eng. N52 B25 A, N52 B25 B, N52 B25 BF, N52 B30 A, N52 B30 B, N52 B30 BF, N52B25B	-> 01/02/07, COL:brown, spanner size 24, switch press. 0.2/0.5 bar, thread M12x1.5				7.0071			
All engines	spanner size 21, thread M12x1.5					7.6131		
All engines	COL:blue, Conn. nr. 4						7.1215 T20	
All engines								7.1314 T22
Eng. N53 B30 A								7.1314 T25
ENGINE								
525 i xDrive	Petrol	160	09/08-12/10	N53 B30 A				
Engine	Information				S10	T10	T20 - T23	T22 - T25
All engines	spanner size 21, thread M12x1.5					7.6131		
All engines	COL:blue, Conn. nr. 4						7.1215 T20	
All engines								7.1314 T22
ENGINE								
525 xd	Diesel	145	11/06-09/08	M57 D30 (306D3), M57D306D3				
Engine	Information				S10	T10	T20 - T23	T22 - T25
All engines	COL:brown, spanner size 24, switch press. 0.2/0.5 bar, thread M12x1.5				7.0071			
All engines	spanner size 21, thread M12x1.5					7.6131		
All engines	COL:blue, Conn. nr. 4						7.1215 T20	
All engines								7.1314 T22
ENGINE								
525 xi	Petrol	160	07/05-12/10	N52 B25 A, N53 B30 A				
Engine	Information				S10	T10	T20 - T23	T22 - T25
Eng. N52 B25 A	COL:brown, spanner size 24, switch press. 0.2/0.5 bar, thread M12x1.5				7.0071			
All engines	spanner size 21, thread M12x1.5					7.6131		
All engines	COL:blue, Conn. nr. 4						7.1215 T20	
All engines								7.1314 T22
ENGINE								
525 xi	Petrol	218	07/05->	N52 B30 A				
Engine	Information				S10	T10	T20 - T23	T22 - T25
All engines					7.0071	7.6131	7.1215 T20	7.1314 T22
ENGINE								
525Li	Petrol	160	07/05->	N52 B25 A, N52 B25 BF, N52B25B				
Engine	Information				S10	T10	T20 - T23	T22 - T25
All engines					7.0071		7.1215 T20	
ENGINE								
528 i	Petrol	172	09/08-12/09	N52 B30 A				
Engine	Information				S10	T10	T20 - T23	T22 - T25
All engines					7.0071	7.6131	7.1215 T20	7.1314 T22

S10	OIL PRESSURE WARNING LIGHT SWITCH	T10	REVERSING LIGHT SWITCH	T20	BRAKE LIGHT SWITCH
T22	SWITCH CLUTCH CONTROL (CRUISE CONTROL)	T23	SWITCH BRAKE ACTUATION (ENGINE TIMING)	T25	SWITCH CLUTCH CONTROL (ENGINE CONTROL)

FUNCTIONS ON THE VEHICLE

Vehicle	alim.	kW	Date	Engine	 S10	 T10	 T20 - T23	 T22 - T25
---------	-------	----	------	--------	---	---	--	---

ENGINE				
528 xi	Petrol	172	03/07->	N52 B30 A

Engine	Information	S10	T10	T20 - T23	T22 - T25
All engines		7.0071	7.6131	7.1215 T20	7.1314 T22

ENGINE				
530 d	Diesel	155	09/02-05/10	M57 D30 (306D2), M57 D30 (306D3), M57D306D2, M57D306D3

Engine	Information	S10	T10	T20 - T23	T22 - T25
All engines	COL:brown, spanner size 24, switch press. 0.2/0.5 bar, thread M12x1.5	7.0071			
All engines	spanner size 21, thread M12x1.5		7.6131		
All engines	COL:blue, Conn. nr. 4			7.1215 T20	
All engines					7.1314 T22

ENGINE				
530 d	Diesel	160	09/02-09/05	M57 D30 (306D2), M57D306D2

Engine	Information	S10	T10	T20 - T23	T22 - T25
All engines	COL:brown, spanner size 24, switch press. 0.2/0.5 bar, thread M12x1.5	7.0071			
All engines	spanner size 21, thread M12x1.5		7.6131		
All engines	COL:blue, Conn. nr. 4			7.1215 T20	
All engines					7.1314 T22

ENGINE				
530 d	Diesel	170	02/05-02/07	M57 D30 (306D3), M57D306D3

Engine	Information	S10	T10	T20 - T23	T22 - T25
All engines	COL:brown, spanner size 24, switch press. 0.2/0.5 bar, thread M12x1.5	7.0071			
All engines	spanner size 21, thread M12x1.5		7.6131		
All engines	COL:blue, Conn. nr. 4			7.1215 T20	
All engines					7.1314 T22

ENGINE				
530 d	Diesel	173	02/07-05/10	M57 D30 (306D3), M57D306D3

Engine	Information	S10	T10	T20 - T23	T22 - T25
All engines	COL:brown, spanner size 24, switch press. 0.2/0.5 bar, thread M12x1.5	7.0071			
All engines	spanner size 21, thread M12x1.5		7.6131		
All engines	COL:blue, Conn. nr. 4			7.1215 T20	
All engines					7.1314 T22

ENGINE				
530 d xDrive	Diesel	173	09/07-05/10	M57 D30 (306D3), M57D306D3

Engine	Information	S10	T10	T20 - T23	T22 - T25
All engines	COL:brown, spanner size 24, switch press. 0.2/0.5 bar, thread M12x1.5	7.0071			
All engines	spanner size 21, thread M12x1.5		7.6131		
All engines	COL:blue, Conn. nr. 4			7.1215 T20	
All engines					7.1314 T22

ENGINE				
530 i	Petrol	170	12/01->	M54 306 S3, M54 B30 (306S3), M54B306S3

Engine	Information	S10	T10	T20 - T23	T22 - T25
All engines	COL:brown, spanner size 24, switch press. 0.2/0.5 bar, thread M12x1.5	7.0071			
All engines	spanner size 21, thread M12x1.5		7.6131		
All engines	COL:blue, Conn. nr. 4			7.1215 T20	
All engines					7.1314 T22

ENGINE				
530 i	Petrol	187	03/05-03/10	N52 B30 A

Engine	Information	S10	T10	T20 - T23	T22 - T25
All engines		7.0071	7.6131	7.1215 T20	7.1314 T22

ENGINE				
530 i	Petrol	190	09/04-02/07	N52 B30 A, N52 B30 B, N52 B30 BF

Engine	Information	S10	T10	T20 - T23	T22 - T25
All engines	COL:brown, spanner size 24, switch press. 0.2/0.5 bar, thread M12x1.5	7.0071			

S10	OIL PRESSURE WARNING LIGHT SWITCH	T10	REVERSING LIGHT SWITCH	T20	BRAKE LIGHT SWITCH
T22	SWITCH CLUTCH CONTROL (CRUISE CONTROL)	T23	SWITCH BRAKE ACTUATION (ENGINE TIMING)	T25	SWITCH CLUTCH CONTROL (ENGINE CONTROL)

FUNCTIONS ON THE VEHICLE

Vehicle	alim.	kW	Date	Engine	 S10	 T10	 T20 - T23	 T22 - T25
---------	-------	----	------	--------	---	---	--	---

ENGINE				
530 i	Petrol	190	09/04-02/07	N52 B30 A, N52 B30 B, N52 B30 BF

Engine	Information	S10	T10	T20 - T23	T22 - T25
All engines	spanner size 21, thread M12x1.5		7.6131		
All engines	COL:blue, Conn. nr. 4			7.1215 T20	
All engines					7.1314 T22

ENGINE				
530 i	Petrol	200	09/06-12/10	N52 B30 A, N52 B30 B, N52 B30 BF, N53 B30 A

Engine	Information	S10	T10	T20 - T23	T22 - T25
Eng. N52 B30 A, N52 B30 B, N52 B30 BF	COL:brown, -eng. N53B30A, spanner size 24, switch press. 0.2/0.5 bar, thread M12x1.5	7.0071			
All engines	spanner size 21, thread M12x1.5		7.6131		
All engines	COL:blue, Conn. nr. 4			7.1215 T20	
All engines					7.1314 T22

ENGINE				
530 i xDrive	Petrol	200	09/08-05/10	N53 B30 A

Engine	Information	S10	T10	T20 - T23	T22 - T25
All engines	spanner size 21, thread M12x1.5		7.6131		
All engines	COL:blue, Conn. nr. 4			7.1215 T20	
All engines					7.1314 T22

ENGINE				
530 xd	Diesel	170	02/05-02/07	M57 D30 (306D3), M57D306D3

Engine	Information	S10	T10	T20 - T23	T22 - T25
All engines	COL:brown, spanner size 24, switch press. 0.2/0.5 bar, thread M12x1.5	7.0071			
All engines	spanner size 21, thread M12x1.5		7.6131		
All engines	COL:blue, Conn. nr. 4			7.1215 T20	
All engines					7.1314 T22

ENGINE				
530 xd	Diesel	173	01/07-08/07	M57 D30 (306D3), M57D306D3

Engine	Information	S10	T10	T20 - T23	T22 - T25
All engines	COL:brown, spanner size 24, switch press. 0.2/0.5 bar, thread M12x1.5	7.0071			
All engines	spanner size 21, thread M12x1.5		7.6131		
All engines	COL:blue, Conn. nr. 4			7.1215 T20	
All engines					7.1314 T22

ENGINE				
530 xi	Petrol	190	09/04-02/07	N52 B30 A

Engine	Information	S10	T10	T20 - T23	T22 - T25
All engines	COL:brown, spanner size 24, switch press. 0.2/0.5 bar, thread M12x1.5	7.0071			
All engines	spanner size 21, thread M12x1.5		7.6131		
All engines	COL:blue, Conn. nr. 4			7.1215 T20	
All engines					7.1314 T22

ENGINE				
530 xi	Petrol	200	09/06-05/10	N52 B30 A, N53 B30 A

Engine	Information	S10	T10	T20 - T23	T22 - T25
Eng. N52 B30 A	COL:brown, spanner size 24, switch press. 0.2/0.5 bar, thread M12x1.5	7.0071			
All engines	spanner size 21, thread M12x1.5		7.6131		
All engines	COL:blue, Conn. nr. 4			7.1215 T20	
All engines					7.1314 T22

ENGINE				
530Li	Petrol	190	07/05->	N52 B30 A, N52 B30 B, N52 B30 BF

Engine	Information	S10	T10	T20 - T23	T22 - T25
All engines		7.0071		7.1215 T20	7.1314 T22

ENGINE				
535 d	Diesel	200	09/04-12/10	M57 D30 (306D4), M57D306D4





Engine	Information	S10	T10	T20 - T23	T22 - T25
All engines	COL:brown, spanner size 24, switch press. 0.2/0.5 bar, thread M12x1.5	7.0071			

S10	OIL PRESSURE WARNING LIGHT SWITCH	T10	REVERSING LIGHT SWITCH	T20	BRAKE LIGHT SWITCH
T22	SWITCH CLUTCH CONTROL (CRUISE CONTROL)	T23	SWITCH BRAKE ACTUATION (ENGINE TIMING)	T25	SWITCH CLUTCH CONTROL (ENGINE CONTROL)

				FUNCTIONS ON THE VEHICLE				
Vehicle	alim.	kW	Date	Engine	 S10	 T10	 T20 - T23	 T22 - T25
ENGINE								
535 d	Diesel	200	09/04-12/10	M57 D30 (306D4), M57D306D4				
Engine	Information			S10	T10	T20 - T23	T22 - T25	
All engines	COL:blue, Conn. nr. 4					7.1215 T20		
Eng. M57 D30 (306D4)							7.1314 T22	
ENGINE								
535 d	Diesel	210	01/07-12/10	M57 D30 (306D5), M57D306D5				
Engine	Information			S10	T10	T20 - T23	T22 - T25	
All engines	COL:brown, spanner size 24, switch press. 0.2/0.5 bar, thread M12x1.5			7.0071				
All engines	COL:blue, Conn. nr. 4					7.1215 T20		
Eng. M57 D30 (306D5)							7.1314 T22	
ENGINE								
535 i	Petrol	225	04/06-12/09	N54 B30 A				
Engine	Information			S10	T10	T20 - T23	T22 - T25	
All engines				7.0071	7.6131	7.1215 T20	7.1314 T22	
ENGINE								
535xi	Petrol	225	03/07->	N54 B30 A				
Engine	Information			S10	T10	T20 - T23	T22 - T25	
All engines				7.0071	7.6131	7.1215 T20	7.1314 T22	
ENGINE								
540 i	Petrol	225	09/05-02/10	N62 B40 A				
Engine	Information			S10	T10	T20 - T23	T22 - T25	
All engines	COL:brown, spanner size 24, switch press. 0.2/0.5 bar, thread M12x1.5			7.0071				
All engines	spanner size 21, thread M12x1.5				7.6131			
All engines	COL:blue, Conn. nr. 4					7.1215 T20		
All engines							7.1314 T22	
ENGINE								
545 i	Petrol	245	09/03-12/10	N62 B44 A				
Engine	Information			S10	T10	T20 - T23	T22 - T25	
All engines	COL:brown, spanner size 24, switch press. 0.2/0.5 bar, thread M12x1.5			7.0071				
All engines	spanner size 21, thread M12x1.5				7.6131			
All engines	COL:blue, Conn. nr. 4					7.1215 T20		
All engines							7.1314 T22	
ENGINE								
550 i	Petrol	270	07/05-12/10	N62 B48 A, N62 B48 B				
Engine	Information			S10	T10	T20 - T23	T22 - T25	
All engines	COL:brown, spanner size 24, switch press. 0.2/0.5 bar, thread M12x1.5			7.0071				
All engines	spanner size 21, thread M12x1.5				7.6131			
All engines	COL:blue, Conn. nr. 4					7.1215 T20		
All engines							7.1314 T22	
ENGINE								
M5	Petrol	373	09/04-12/10	S85 B50 A				
Engine	Information			S10	T10	T20 - T23	T22 - T25	
All engines	-> 01/05/05, COL:brown, spanner size 24, switch press. 0.2/0.5 bar, thread M12x1.5			7.0071				
All engines					7.6131		7.1314 T22	
All engines	COL:blue, Conn. nr. 4					7.1215 T20		
5 VI								
ENGINE								
518 d	Diesel	100	10/12->	B47 D20 A, N47 D20 C				
Engine	Information			S10	T10	T20 - T23	T22 - T25	
Eng. N47 D20 C	COL:brown, spanner size 24, switch press. 0.2/0.5 bar, thread M12x1.5			7.0071				
Eng. N47 D20 C	spanner size 21, thread M12x1.5				7.6131			
All engines	COL:blue, Conn. nr. 4					7.1215 T20		
All engines							7.1314 T22	
ENGINE								
518 d	Diesel	105	10/12-07/14	N47 D20 C				
Engine	Information			S10	T10	T20 - T23	T22 - T25	
All engines	COL:brown, spanner size 24, switch press. 0.2/0.5 bar, thread M12x1.5			7.0071				

S10 OIL PRESSURE WARNING LIGHT SWITCH	T10 REVERSING LIGHT SWITCH	T20 BRAKE LIGHT SWITCH
T22 SWITCH CLUTCH CONTROL (CRUISE CONTROL)	T23 SWITCH BRAKE ACTUATION (ENGINE TIMING)	T25 SWITCH CLUTCH CONTROL (ENGINE CONTROL)

FUNCTIONS ON THE VEHICLE

Vehicle	alim.	kW	Date	Engine	 S10	 T10	 T20 - T23	 T22 - T25
ENGINE								
518 d	Diesel	105	10/12-07/14	N47 D20 C				
Engine	Information			S10	T10	T20 - T23	T22 - T25	
All engines	spanner size 21, thread M12x1.5				7.6131			
All engines	COL:blue, Conn. nr. 4					7.1215 T20		
All engines							7.1314 T22	
ENGINE								
518 d	Diesel	110	10/13->	B47 D20 A				
Engine	Information			S10	T10	T20 - T23	T22 - T25	
All engines	COL:blue, Conn. nr. 4					7.1215 T20		
All engines							7.1314 T22	
ENGINE								
518 d	Diesel	120	10/13->	B47 D20 A				
Engine	Information			S10	T10	T20 - T23	T22 - T25	
All engines	COL:blue, Conn. nr. 4					7.1215 T20		
All engines							7.1314 T22	
ENGINE								
520 d	Diesel	100	01/13-06/14	N47 D20 C				
Engine	Information			S10	T10	T20 - T23	T22 - T25	
All engines	COL:brown, spanner size 24, switch press. 0.2/0.5 bar, thread M12x1.5			7.0071				
All engines	spanner size 21, thread M12x1.5				7.6131			
All engines	COL:blue, Conn. nr. 4					7.1215 T20		
All engines							7.1314 T22	
ENGINE								
520 d	Diesel	120	01/09->	B47 D20 A, N47 D20 C				
Engine	Information			S10	T10	T20 - T23	T22 - T25	
Eng. N47 D20 C	COL:brown, spanner size 24, switch press. 0.2/0.5 bar, thread M12x1.5			7.0071				
All engines	spanner size 21, thread M12x1.5				7.6131			
All engines	COL:blue, Conn. nr. 4					7.1215 T20		
All engines							7.1314 T22	
ENGINE								
520 d	Diesel	135	11/09-10/16	N47 D20 C				
Engine	Information			S10	T10	T20 - T23	T22 - T25	
All engines	COL:brown, spanner size 24, switch press. 0.2/0.5 bar, thread M12x1.5			7.0071				
All engines	spanner size 21, thread M12x1.5				7.6131			
All engines	COL:blue, Conn. nr. 4					7.1215 T20		
All engines							7.1314 T22	
ENGINE								
520 d	Diesel	140	10/13->	B47 D20 A				
Engine	Information			S10	T10	T20 - T23	T22 - T25	
All engines	COL:blue, Conn. nr. 4					7.1215 T20		
All engines							7.1314 T22	
ENGINE								
520 d	Diesel	147	11/09-10/16	N47 D20 C				
Engine	Information			S10	T10	T20 - T23	T22 - T25	
All engines	COL:brown, spanner size 24, switch press. 0.2/0.5 bar, thread M12x1.5			7.0071				
All engines	spanner size 21, thread M12x1.5				7.6131			
All engines	COL:blue, Conn. nr. 4					7.1215 T20		
All engines							7.1314 T22	
ENGINE								
520 d	Diesel	151	07/14-10/16	B47 D20 A				
Engine	Information			S10	T10	T20 - T23	T22 - T25	
All engines	COL:blue, Conn. nr. 4					7.1215 T20		
All engines							7.1314 T22	
ENGINE								
520 d	Diesel	155	10/13->	B47 D20 A				
Engine	Information			S10	T10	T20 - T23	T22 - T25	
All engines	COL:blue, Conn. nr. 4					7.1215 T20		
All engines							7.1314 T22	





S10	OIL PRESSURE WARNING LIGHT SWITCH	T10	REVERSING LIGHT SWITCH	T20	BRAKE LIGHT SWITCH
T22	SWITCH CLUTCH CONTROL (CRUISE CONTROL)	T23	SWITCH BRAKE ACTUATION (ENGINE TIMING)	T25	SWITCH CLUTCH CONTROL (ENGINE CONTROL)

FUNCTIONS ON THE VEHICLE

Vehicle	alim.	kW	Date	Engine	 S10	 T10	 T20 - T23	 T22 - T25
ENGINE								
520 d xDrive	Diesel	100	01/13-07/14	N47 D20 C				
Engine	Information				S10	T10	T20 - T23	T22 - T25
All engines	COL:brown, spanner size 24, switch press. 0.2/0.5 bar, thread M12x1.5				7.0071			
All engines	COL:blue, Conn. nr. 4						7.1215 T20	
All engines							7.1314 T22	
ENGINE								
520 d xDrive	Diesel	120	10/13->	B47 D20 A, N47 D20 C				
Engine	Information				S10	T10	T20 - T23	T22 - T25
Eng. N47 D20 C					7.0071			
All engines	COL:blue, Conn. nr. 4						7.1215 T20	
All engines							7.1314 T22	
ENGINE								
520 d xDrive	Diesel	135	01/13-07/14	N47 D20 C				
Engine	Information				S10	T10	T20 - T23	T22 - T25
All engines	COL:brown, spanner size 24, switch press. 0.2/0.5 bar, thread M12x1.5				7.0071			
All engines	COL:blue, Conn. nr. 4						7.1215 T20	
All engines							7.1314 T22	
ENGINE								
520 d xDrive	Diesel	140	10/13->	B47 D20 A				
Engine	Information				S10	T10	T20 - T23	T22 - T25
All engines	COL:blue, Conn. nr. 4						7.1215 T20	
All engines							7.1314 T22	
ENGINE								
520 d xDrive	Diesel	147	01/13-07/14	N47 D20 C				
Engine	Information				S10	T10	T20 - T23	T22 - T25
All engines	COL:brown, spanner size 24, switch press. 0.2/0.5 bar, thread M12x1.5				7.0071			
All engines	COL:blue, Conn. nr. 4						7.1215 T20	
All engines							7.1314 T22	
ENGINE								
520 d xDrive	Diesel	151	07/14-10/16	B47 D20 A				
Engine	Information				S10	T10	T20 - T23	T22 - T25
All engines	COL:blue, Conn. nr. 4						7.1215 T20	
ENGINE								
520 d xDrive	Diesel	155	10/13->	B47 D20 A				
Engine	Information				S10	T10	T20 - T23	T22 - T25
All engines	COL:blue, Conn. nr. 4						7.1215 T20	
All engines							7.1314 T22	
ENGINE								
520 i	Petrol	120	10/10-02/17	N20 B20 A, N20 B20 B				
Engine	Information				S10	T10	T20 - T23	T22 - T25
All engines	spanner size 21, thread M12x1.5					7.6131		
All engines	COL:blue, Conn. nr. 4						7.1215 T20	
All engines							7.1314 T25	
ENGINE								
520 i	Petrol	125	07/13-10/16	N20 B16 A				
Engine	Information				S10	T10	T20 - T23	T22 - T25
All engines	COL:blue, Conn. nr. 4						7.1215 T20	
ENGINE								
520 i	Petrol	135	10/10->	N20 B20 A, N20 B20 B				
Engine	Information				S10	T10	T20 - T23	T22 - T25
All engines	spanner size 21, thread M12x1.5					7.6131		
All engines	COL:blue, Conn. nr. 4						7.1215 T20	
All engines							7.1314 T25	
ENGINE								
520Li (CHN)	Petrol	0	01/11->	N20 B20 D				
Engine	Information				S10	T10	T20 - T23	T22 - T25
All engines						7.6131	7.1215 T20	7.1314 T22

S10	OIL PRESSURE WARNING LIGHT SWITCH	T10	REVERSING LIGHT SWITCH	T20	BRAKE LIGHT SWITCH
T22	SWITCH CLUTCH CONTROL (CRUISE CONTROL)	T23	SWITCH BRAKE ACTUATION (ENGINE TIMING)	T25	SWITCH CLUTCH CONTROL (ENGINE CONTROL)

FUNCTIONS ON THE VEHICLE

Vehicle	alim.	kW	Date	Engine	 S10	 T10	 T20 - T23	 T22 - T25
---------	-------	----	------	--------	---	---	--	---

ENGINE				
520Li (CHN)	Petrol	115	01/09->	N52 B25 AF

Engine	Information	S10	T10	T20 - T23	T22 - T25
All engines				7.1215 T20	7.1314 T22

ENGINE				
523 i	Petrol	150	01/09-08/11	N52 B25 A, N52 B25 AF, N52 B25 B, N52 B25 BF, N53 B30 A

Engine	Information	S10	T10	T20 - T23	T22 - T25
Eng. N52 B25 A, N52 B25 AF, N52 B25 B, N52 B25 BF	COL:brown, spanner size 24, switch press. 0.2/0.5 bar, thread M12x1.5	7.0071			
Eng. N53 B30 A	spanner size 21, thread M12x1.5		7.6131		
All engines	COL:blue, Conn. nr. 4			7.1215 T20	
All engines					7.1314 T22

ENGINE				
523 i	Petrol	155	01/10-08/11	N53 B30 A

Engine	Information	S10	T10	T20 - T23	T22 - T25
All engines	spanner size 21, thread M12x1.5		7.6131		
All engines	COL:blue, Conn. nr. 4			7.1215 T20	
All engines					7.1314 T22

ENGINE				
523 i	Petrol	160	06/09-08/11	N53 B30 A

Engine	Information	S10	T10	T20 - T23	T22 - T25
All engines			7.6131	7.1215 T20	7.1314 T22

ENGINE				
523Li (CHN)	Petrol	130	01/09->	N52 B25 AF

Engine	Information	S10	T10	T20 - T23	T22 - T25
All engines				7.1215 T20	7.1314 T22

ENGINE				
525 d	Diesel	150	11/09-08/11	N57 D30 A

Engine	Information	S10	T10	T20 - T23	T22 - T25
All engines	COL:brown, spanner size 24, switch press. 0.2/0.5 bar, thread M12x1.5	7.0071			
All engines	spanner size 21, thread M12x1.5		7.6131		
All engines	COL:blue, Conn. nr. 4			7.1215 T20	
All engines					7.1314 T22

ENGINE				
525 d	Diesel	155	01/11->	N47 D20 D, N47D-20D(N47S1), N47S1D20D

Engine	Information	S10	T10	T20 - T23	T22 - T25
Eng. N47 D20 D, N47S1D20D	COL:brown, spanner size 24, switch press. 0.2/0.5 bar, thread M12x1.5	7.0071			
All engines	spanner size 21, thread M12x1.5		7.6131		
Eng. N47 D20 D, N47S1D20D	COL:blue, Conn. nr. 4			7.1215 T20	
Eng. N47D20D(N47S1)				7.1312 T20	7.1314 T22
Eng. N47 D20 D, N47S1D20D					7.1314 T25

ENGINE				
525 d	Diesel	160	01/11->	N47 D20 D, N47S1D20D

Engine	Information	S10	T10	T20 - T23	T22 - T25
All engines	COL:brown, spanner size 24, switch press. 0.2/0.5 bar, thread M12x1.5	7.0071			
All engines	spanner size 21, thread M12x1.5		7.6131		
All engines	COL:blue, Conn. nr. 4			7.1215 T20	
All engines					7.1314 T25

ENGINE				
525 d xDrive	Diesel	155	01/11->	N47 D20 D





Engine	Information	S10	T10	T20 - T23	T22 - T25
All engines	COL:brown, spanner size 24, switch press. 0.2/0.5 bar, thread M12x1.5	7.0071			
All engines			7.6131		7.1314 T22
All engines	COL:blue, Conn. nr. 4			7.1215 T20	

ENGINE				
525 d xDrive	Diesel	160	01/11->	N47 D20 D

Engine	Information	S10	T10	T20 - T23	T22 - T25
All engines	COL:brown, spanner size 24, switch press. 0.2/0.5 bar, thread M12x1.5	7.0071			

S10 OIL PRESSURE WARNING LIGHT SWITCH	T10 REVERSING LIGHT SWITCH	T20 BRAKE LIGHT SWITCH
T22 SWITCH CLUTCH CONTROL (CRUISE CONTROL)	T23 SWITCH BRAKE ACTUATION (ENGINE TIMING)	T25 SWITCH CLUTCH CONTROL (ENGINE CONTROL)





FUNCTIONS ON THE VEHICLE

Vehicle	alim.	kW	Date	Engine	 S10	 T10	 T20 - T23	 T22 - T25
ENGINE								
525 d xDrive	Diesel	160	01/11->	N47 D20 D				
Engine	Information				S10	T10	T20 - T23	T22 - T25
All engines						7.6131		7.1314 T22
All engines	COL:blue, Conn. nr. 4						7.1215 T20	
ENGINE								
525Li [CHN]	Petrol	120	09/11->	N20 B20 A				
Engine	Information				S10	T10	T20 - T23	T22 - T25
All engines							7.1215 T20	7.1314 T22
ENGINE								
528 i	Petrol	180	10/10->	N20 B20 A				
Engine	Information				S10	T10	T20 - T23	T22 - T25
All engines	spanner size 21, thread M12x1.5					7.6131		
All engines	COL:blue, Conn. nr. 4						7.1215 T20	
All engines								7.1314 T25
ENGINE								
528 i	Petrol	190	01/09->	N52 B30 BF, N53 B30 A				
Engine	Information				S10	T10	T20 - T23	T22 - T25
Eng. N52 B30 BF	FOR:(USA)				7.0071			
Eng. N53 B30 A	spanner size 21, thread M12x1.5					7.6131		
All engines	COL:blue, Conn. nr. 4						7.1215 T20	
All engines								7.1314 T22
ENGINE								
528 i xDrive	Petrol	180	10/10->	N20 B20 A				
Engine	Information				S10	T10	T20 - T23	T22 - T25
All engines	COL:blue, Conn. nr. 4						7.1215 T20	
ENGINE								
528Li [CHN]	Petrol	0	01/13->	N20 B20 C				
Engine	Information				S10	T10	T20 - T23	T22 - T25
All engines							7.1215 T20	7.1314 T22
ENGINE								
528Li [CHN]	Petrol	190	09/10->	N52 B30 AF				
Engine	Information				S10	T10	T20 - T23	T22 - T25
All engines							7.1215 T20	7.1314 T22
ENGINE								
530 d	Diesel	180	01/09-08/11	N57 D30 A				
Engine	Information				S10	T10	T20 - T23	T22 - T25
All engines	COL:brown, spanner size 24, switch press. 0.2/0.5 bar, thread M12x1.5				7.0071			
All engines	spanner size 21, thread M12x1.5					7.6131		
All engines	COL:blue, Conn. nr. 4						7.1215 T20	
All engines								7.1314 T25
ENGINE								
530 d	Diesel	190	01/11->	N57 D30 A				
Engine	Information				S10	T10	T20 - T23	T22 - T25
All engines	COL:brown, spanner size 24, switch press. 0.2/0.5 bar, thread M12x1.5				7.0071			
All engines	spanner size 21, thread M12x1.5					7.6131		
All engines	COL:blue, Conn. nr. 4						7.1215 T20	
All engines								7.1314 T25
ENGINE								
530 d	Diesel	210	09/10->	N57 D30 A				
Engine	Information				S10	T10	T20 - T23	T22 - T25
All engines	COL:brown, spanner size 24, switch press. 0.2/0.5 bar, thread M12x1.5				7.0071			
All engines	spanner size 21, thread M12x1.5					7.6131		
All engines	COL:blue, Conn. nr. 4						7.1215 T20	
All engines								7.1314 T25
ENGINE								
530 d xDrive	Diesel	190	07/10->	N57 D30 A				
Engine	Information				S10	T10	T20 - T23	T22 - T25
All engines	COL:brown, spanner size 24, switch press. 0.2/0.5 bar, thread M12x1.5				7.0071			
All engines	COL:blue, Conn. nr. 4						7.1215 T20	

S10	OIL PRESSURE WARNING LIGHT SWITCH	T10	REVERSING LIGHT SWITCH	T20	BRAKE LIGHT SWITCH
T22	SWITCH CLUTCH CONTROL (CRUISE CONTROL)	T23	SWITCH BRAKE ACTUATION (ENGINE TIMING)	T25	SWITCH CLUTCH CONTROL (ENGINE CONTROL)





The present application list is a brief version. For the detailed information about the possibility of installation on a specific vehicle, please refer to our web-catalogue <http://catalogo.facet.eu/>

FUNCTIONS ON THE VEHICLE

Vehicle	alim.	kW	Date	Engine	 S10	 T10	 T20 - T23	 T22 - T25
ENGINE								
530 d xDrive	Diesel	190	07/10->	N57 D30 A				
Engine	Information				S10	T10	T20 - T23	T22 - T25
All engines							7.1314	T22
ENGINE								
530 d xDrive	Diesel	210	09/10->	N57 D30 A				
Engine	Information				S10	T10	T20 - T23	T22 - T25
All engines	COL:brown, spanner size 24, switch press. 0.2/0.5 bar, thread M12x1.5			7.0071				
All engines	COL:blue, Conn. nr. 4					7.1215	T20	
All engines							7.1314	T22
ENGINE								
530 Hybrid [CHN]	Petrol/ Electro	0	01/13->	--				
Engine	Information				S10	T10	T20 - T23	T22 - T25
All engines							7.1215	T20
							7.1314	T22
ENGINE								
530 i	Petrol	190	06/09-06/13	N52 B30 A				
Engine	Information				S10	T10	T20 - T23	T22 - T25
All engines				7.0071			7.1215	T20
							7.1314	T22
ENGINE								
530 i	Petrol	200	05/11-06/13	N53 B30 A				
Engine	Information				S10	T10	T20 - T23	T22 - T25
All engines	spanner size 21, thread M12x1.5					7.6131		
All engines	COL:blue, Conn. nr. 4						7.1215	T20
All engines							7.1314	T22, T25
ENGINE								
530Li [CHN]	Petrol	190	09/10->	N52 B30 AF				
Engine	Information				S10	T10	T20 - T23	T22 - T25
All engines							7.1215	T20
							7.1314	T22
ENGINE								
535 d	Diesel	220	03/10-08/11	N57 D30 B, N57S D30 B				
Engine	Information				S10	T10	T20 - T23	T22 - T25
All engines	COL:brown, spanner size 24, switch press. 0.2/0.5 bar, thread M12x1.5			7.0071				
All engines	COL:blue, Conn. nr. 4						7.1215	T20
Eng. N57 D30 B							7.1314	T22
ENGINE								
535 d	Diesel	230	03/11->	N57 D30 B				
Engine	Information				S10	T10	T20 - T23	T22 - T25
All engines	COL:brown, spanner size 24, switch press. 0.2/0.5 bar, thread M12x1.5			7.0071				
All engines	COL:blue, Conn. nr. 4						7.1215	T20
All engines							7.1314	T22
ENGINE								
535 d xDrive	Diesel	230	01/11->	N57 D30 B				
Engine	Information				S10	T10	T20 - T23	T22 - T25
All engines	COL:brown, spanner size 24, switch press. 0.2/0.5 bar, thread M12x1.5			7.0071				
All engines	COL:blue, Conn. nr. 4						7.1215	T20
All engines							7.1314	T22
ENGINE								
535 i	Petrol	225	01/09->	N55 B30 A				
Engine	Information				S10	T10	T20 - T23	T22 - T25
All engines						7.6131		7.1314
All engines	COL:blue, Conn. nr. 4						7.1215	T20
ENGINE								
535 i	Petrol	240	01/13->	N55 B30 A				
Engine	Information				S10	T10	T20 - T23	T22 - T25
All engines						7.6131		7.1314
All engines	COL:blue, Conn. nr. 4						7.1215	T20

S10	OIL PRESSURE WARNING LIGHT SWITCH	T10	REVERSING LIGHT SWITCH	T20	BRAKE LIGHT SWITCH
T22	SWITCH CLUTCH CONTROL (CRUISE CONTROL)	T23	SWITCH BRAKE ACTUATION (ENGINE TIMING)	T25	SWITCH CLUTCH CONTROL (ENGINE CONTROL)

FUNCTIONS ON THE VEHICLE

Vehicle	alim.	kW	Date	Engine	 S10	 T10	 T20 - T23	 T22 - T25
ENGINE								
535 i xDrive	Petrol	225	03/10->	N55 B30 A				
Engine	Information				S10	T10	T20 - T23	T22 - T25
All engines	COL:brown, spanner size 24, switch press. 0.2/0.5 bar, thread M12x1.5				7.0071	7.6131	7.1215 T20	7.1314 T22
All engines	COL:blue, Conn. nr. 4					7.1215 T20		
ENGINE								
535 i xDrive	Petrol	240	07/13->	N55 B30 A				
Engine	Information				S10	T10	T20 - T23	T22 - T25
All engines	COL:brown, spanner size 24, switch press. 0.2/0.5 bar, thread M12x1.5				7.0071	7.6131	7.1215 T20	7.1314 T22
All engines	COL:blue, Conn. nr. 4					7.1215 T20		
ENGINE								
535Li [CHN]	Petrol	225	01/09->	N55 B30 A				
Engine	Information				S10	T10	T20 - T23	T22 - T25
All engines	COL:brown, spanner size 24, switch press. 0.2/0.5 bar, thread M12x1.5				7.0071	7.6131	7.1215 T20	7.1314 T22
All engines	COL:blue, Conn. nr. 4					7.1215 T20		
ENGINE								
550 i	Petrol	300	01/09-06/13	N63 B44 A				
Engine	Information				S10	T10	T20 - T23	T22 - T25
All engines	COL:brown, spanner size 24, switch press. 0.2/0.5 bar, thread M12x1.5				7.0071	7.6131	7.1215 T20	7.1314 T22
All engines	COL:blue, Conn. nr. 4					7.1215 T20		
ENGINE								
550 i	Petrol	330	08/12->	N63 B44 B				
Engine	Information				S10	T10	T20 - T23	T22 - T25
All engines	COL:brown, spanner size 24, switch press. 0.2/0.5 bar, thread M12x1.5				7.0071	7.6131	7.1215 T20	7.1314 T22
All engines	COL:blue, Conn. nr. 4					7.1215 T20		
All engines							7.1314 T22	
ENGINE								
550 i xDrive	Petrol	300	08/10-06/13	N63 B44 A				
Engine	Information				S10	T10	T20 - T23	T22 - T25
All engines	COL:brown, spanner size 24, switch press. 0.2/0.5 bar, thread M12x1.5				7.0071	7.6131	7.1215 T20	7.1314 T22
All engines	COL:blue, Conn. nr. 4					7.1215 T20		
All engines							7.1314 T22	
ENGINE								
550 i xDrive	Petrol	330	01/13-10/16	N63 B44 B				
Engine	Information				S10	T10	T20 - T23	T22 - T25
All engines	COL:brown, spanner size 24, switch press. 0.2/0.5 bar, thread M12x1.5				7.0071	7.6131	7.1215 T20	7.1314 T22
All engines	COL:blue, Conn. nr. 4					7.1215 T20		
All engines							7.1314 T22	
ENGINE								
ActiveHybrid	Petrol/ Electro	225	09/10-08/16	N55 B30 A				
Engine	Information				S10	T10	T20 - T23	T22 - T25
All engines	COL:blue, Conn. nr. 4					7.1215 T20		
ENGINE								
ActiveHybrid	Petrol/ Electro	250	09/10-08/16	N55 B30 A				
Engine	Information				S10	T10	T20 - T23	T22 - T25
All engines	COL:blue, Conn. nr. 4					7.1215 T20		
ENGINE								
M 550 d xDrive	Diesel	280	10/10->	N57 D30 C				
Engine	Information				S10	T10	T20 - T23	T22 - T25
All engines	COL:brown, spanner size 24, switch press. 0.2/0.5 bar, thread M12x1.5				7.0071	7.6131	7.1215 T20	7.1314 T22
All engines	COL:blue, Conn. nr. 4					7.1215 T20		
All engines							7.1314 T22	
ENGINE								
M5	Petrol	412	10/10-10/16	S63 B44 B				
Engine	Information				S10	T10	T20 - T23	T22 - T25
All engines	COL:brown, spanner size 24, switch press. 0.2/0.5 bar, thread M12x1.5				7.0071	7.6131	7.1215 T20	7.1314 T22
All engines	COL:blue, Conn. nr. 4					7.1215 T20		

S10	OIL PRESSURE WARNING LIGHT SWITCH	T10	REVERSING LIGHT SWITCH	T20	BRAKE LIGHT SWITCH
T22	SWITCH CLUTCH CONTROL (CRUISE CONTROL)	T23	SWITCH BRAKE ACTUATION (ENGINE TIMING)	T25	SWITCH CLUTCH CONTROL (ENGINE CONTROL)

FUNCTIONS ON THE VEHICLE

Vehicle	alim.	kW	Date	Engine	 S10	 T10	 T20 - T23	 T22 - T25
---------	-------	----	------	--------	---	---	--	---

ENGINE				
M5 Competition	Petrol	423	02/13-10/16	S63 B44 B

Engine	Information	S10	T10	T20 - T23	T22 - T25
All engines	COL:brown, spanner size 24, switch press. 0.2/0.5 bar, thread M12x1.5	7.0071			
All engines			7.6131		7.1314 T22
All engines	COL:blue, Conn. nr. 4			7.1215 T20	

ENGINE				
M5 Edition 30	Petrol	441	07/14-10/16	S63 B44 B

Engine	Information	S10	T10	T20 - T23	T22 - T25
All engines	COL:brown, spanner size 24, switch press. 0.2/0.5 bar, thread M12x1.5	7.0071			
All engines			7.6131		7.1314 T22
All engines	COL:blue, Conn. nr. 4			7.1215 T20	

ENGINE				
520 d	Diesel	100	07/13-02/17	N47 D20 C

Engine	Information	S10	T10	T20 - T23	T22 - T25
All engines	COL:brown, spanner size 24, switch press. 0.2/0.5 bar, thread M12x1.5	7.0071			
All engines	COL:blue, Conn. nr. 4			7.1215 T20	

ENGINE				
520 d	Diesel	120	07/12-06/13	N47 D20 C

Engine	Information	S10	T10	T20 - T23	T22 - T25
All engines	COL:brown, spanner size 24, switch press. 0.2/0.5 bar, thread M12x1.5	7.0071			
All engines	COL:blue, Conn. nr. 4			7.1215 T20	

ENGINE				
520 d	Diesel	135	04/11-02/17	N47 D20 C

Engine	Information	S10	T10	T20 - T23	T22 - T25
All engines	COL:brown, spanner size 24, switch press. 0.2/0.5 bar, thread M12x1.5	7.0071			
All engines	COL:blue, Conn. nr. 4			7.1215 T20	

ENGINE				
528 i	Petrol	180	07/13-02/17	N20 B20 A

Engine	Information	S10	T10	T20 - T23	T22 - T25
All engines	COL:blue, Conn. nr. 4			7.1215 T20	

ENGINE				
530 d	Diesel	155	09/10-06/12	N57 D30 A

Engine	Information	S10	T10	T20 - T23	T22 - T25
All engines	COL:brown, spanner size 24, switch press. 0.2/0.5 bar, thread M12x1.5	7.0071			
All engines	COL:blue, Conn. nr. 4			7.1215 T20	

ENGINE				
530 d	Diesel	180	08/09-06/12	N57 D30 A

Engine	Information	S10	T10	T20 - T23	T22 - T25
All engines	COL:brown, spanner size 24, switch press. 0.2/0.5 bar, thread M12x1.5	7.0071			
All engines	COL:blue, Conn. nr. 4			7.1215 T20	

ENGINE				
530 d	Diesel	190	07/12-02/17	N57 D30 A

Engine	Information	S10	T10	T20 - T23	T22 - T25
All engines	COL:brown, spanner size 24, switch press. 0.2/0.5 bar, thread M12x1.5	7.0071			
All engines	COL:blue, Conn. nr. 4			7.1215 T20	



ENGINE				
530 d xDrive	Diesel	180	06/10-06/12	N57 D30 A

Engine	Information	S10	T10	T20 - T23	T22 - T25
All engines	COL:brown, spanner size 24, switch press. 0.2/0.5 bar, thread M12x1.5	7.0071			
All engines	COL:blue, Conn. nr. 4			7.1215 T20	

ENGINE				
530 d xDrive	Diesel	190	07/12-02/17	N57 D30 A





Engine	Information	S10	T10	T20 - T23	T22 - T25
All engines	COL:brown, spanner size 24, switch press. 0.2/0.5 bar, thread M12x1.5	7.0071			
All engines	COL:blue, Conn. nr. 4			7.1215 T20	

S10 OIL PRESSURE WARNING LIGHT SWITCH	T10 REVERSING LIGHT SWITCH	T20 BRAKE LIGHT SWITCH
T22 SWITCH CLUTCH CONTROL (CRUISE CONTROL)	T23 SWITCH BRAKE ACTUATION (ENGINE TIMING)	T25 SWITCH CLUTCH CONTROL (ENGINE CONTROL)

				FUNCTIONS ON THE VEHICLE				
Vehicle	alim.	kW	Date	Engine	 S10	 T10	 T20 - T23	 T22 - T25
ENGINE								
535 d	Diesel	220	03/10-06/12	N57 D30 B				
Engine	Information			S10	T10	T20 - T23	T22 - T25	
All engines	COL:brown, spanner size 24, switch press. 0.2/0.5 bar, thread M12x1.5			7.0071				
All engines	COL:blue, Conn. nr. 4					7.1215 T20		
ENGINE								
535 d	Diesel	230	07/12-02/17	N57 D30 B				
Engine	Information			S10	T10	T20 - T23	T22 - T25	
All engines	COL:brown, spanner size 24, switch press. 0.2/0.5 bar, thread M12x1.5			7.0071				
All engines	COL:blue, Conn. nr. 4					7.1215 T20		
ENGINE								
535 d xDrive	Diesel	220	03/10-06/12	N57 D30 B				
Engine	Information			S10	T10	T20 - T23	T22 - T25	
All engines	COL:brown, spanner size 24, switch press. 0.2/0.5 bar, thread M12x1.5			7.0071				
All engines	COL:blue, Conn. nr. 4					7.1215 T20		
ENGINE								
535 d xDrive	Diesel	230	07/12-02/17	N57 D30 B				
Engine	Information			S10	T10	T20 - T23	T22 - T25	
All engines	COL:brown, spanner size 24, switch press. 0.2/0.5 bar, thread M12x1.5			7.0071				
All engines	COL:blue, Conn. nr. 4					7.1215 T20		
ENGINE								
535 i	Petrol	225	01/09-02/17	N55 B30 A				
Engine	Information			S10	T10	T20 - T23	T22 - T25	
All engines	COL:blue, Conn. nr. 4					7.1215 T20		
ENGINE								
535 i xDrive	Petrol	225	01/10-02/17	N55 B30 A				
Engine	Information			S10	T10	T20 - T23	T22 - T25	
All engines	COL:blue, Conn. nr. 4					7.1215 T20		
ENGINE								
550 i	Petrol	298	10/09-06/12	N63 B44 A				
Engine	Information			S10	T10	T20 - T23	T22 - T25	
All engines				7.0071		7.1215 T20		
ENGINE								
550 i	Petrol	300	08/09-06/12	N63 B44 A				
Engine	Information			S10	T10	T20 - T23	T22 - T25	
All engines	COL:brown, spanner size 24, switch press. 0.2/0.5 bar, thread M12x1.5			7.0071				
All engines	COL:blue, Conn. nr. 4					7.1215 T20		
ENGINE								
550 i	Petrol	330	07/12-02/17	N63 B44 B				
Engine	Information			S10	T10	T20 - T23	T22 - T25	
All engines	COL:brown, spanner size 24, switch press. 0.2/0.5 bar, thread M12x1.5			7.0071				
All engines	COL:blue, Conn. nr. 4					7.1215 T20		
ENGINE								
550 i xDrive	Petrol	300	06/10-03/14	N63 B40 A, N63 B44 A				
Engine	Information			S10	T10	T20 - T23	T22 - T25	
All engines	COL:brown, spanner size 24, switch press. 0.2/0.5 bar, thread M12x1.5			7.0071				
All engines	COL:blue, Conn. nr. 4					7.1215 T20		
ENGINE								
550 i xDrive	Petrol	330	07/12-06/13	N63 B44 B				
Engine	Information			S10	T10	T20 - T23	T22 - T25	
All engines	COL:brown, spanner size 24, switch press. 0.2/0.5 bar, thread M12x1.5			7.0071				
All engines	COL:blue, Conn. nr. 4					7.1215 T20		
5 VII								
ENGINE								
520 d	Diesel	120	09/16->	B47 D20 A				
Engine	Information			S10	T10	T20 - T23	T22 - T25	
All engines						7.1312 T20	7.1314 T22	

S10 OIL PRESSURE WARNING LIGHT SWITCH	T10 REVERSING LIGHT SWITCH	T20 BRAKE LIGHT SWITCH
T22 SWITCH CLUTCH CONTROL (CRUISE CONTROL)	T23 SWITCH BRAKE ACTUATION (ENGINE TIMING)	T25 SWITCH CLUTCH CONTROL (ENGINE CONTROL)

FUNCTIONS ON THE VEHICLE

Vehicle	alim.	kW	Date	Engine	 S10	 T10	 T20 - T23	 T22 - T25
ENGINE								
520 d	Diesel	140	09/16->	B47 D20 A				
ENGINE								
Engine	Information				S10	T10	T20 - T23	T22 - T25
All engines							7.1312 T20	7.1314 T22, T25
ENGINE								
520 d xDrive	Diesel	120	09/16->	B47 D20 A				
ENGINE								
Engine	Information				S10	T10	T20 - T23	T22 - T25
All engines							7.1312 T20	
ENGINE								
520 d xDrive	Diesel	140	09/16->	B47 D20 A				
ENGINE								
Engine	Information				S10	T10	T20 - T23	T22 - T25
All engines							7.1312 T20	
ENGINE								
520 i	Petrol	120	07/17->	B48 B20 A				
ENGINE								
Engine	Information				S10	T10	T20 - T23	T22 - T25
All engines							7.1312 T20	
ENGINE								
520 i	Petrol	125	07/17->	B48 B16 A				
ENGINE								
Engine	Information				S10	T10	T20 - T23	T22 - T25
All engines							7.1312 T20	
ENGINE								
520 i	Petrol	135	07/17->	B48 B20 A				
ENGINE								
Engine	Information				S10	T10	T20 - T23	T22 - T25
All engines							7.1312 T20	
ENGINE								
520 i	Petrol	155	07/17->	B48 B20 A				
ENGINE								
Engine	Information				S10	T10	T20 - T23	T22 - T25
All engines							7.1312 T20	
ENGINE								
525 d	Diesel	155	07/17->	B47 D20 B				
ENGINE								
Engine	Information				S10	T10	T20 - T23	T22 - T25
All engines							7.1312 T20	
ENGINE								
525 d	Diesel	170	07/17->	B47 D20 B				
ENGINE								
Engine	Information				S10	T10	T20 - T23	T22 - T25
All engines							7.1312 T20	
ENGINE								
530 d	Diesel	195	09/16->	B57 D30 A				
ENGINE								
Engine	Information				S10	T10	T20 - T23	T22 - T25
All engines							7.1312 T20	
ENGINE								
530 d xDrive	Diesel	183	09/16->	B57 D30 A				
ENGINE								
Engine	Information				S10	T10	T20 - T23	T22 - T25
All engines							7.1312 T20	
ENGINE								
530 d xDrive	Diesel	195	09/16->	B57 D30 A				
ENGINE								
Engine	Information				S10	T10	T20 - T23	T22 - T25
All engines							7.1312 T20	
ENGINE								
530 e iPerformance	Petrol/ Electro	135	03/17->	B48 B20 B				
ENGINE								
Engine	Information				S10	T10	T20 - T23	T22 - T25
All engines							7.1312 T20	
ENGINE								
530 e iPerformance	Petrol/ Electro	185	03/17->	B48 B20 B				
ENGINE								
Engine	Information				S10	T10	T20 - T23	T22 - T25
All engines							7.1312 T20	

S10 OIL PRESSURE WARNING LIGHT SWITCH	T10 REVERSING LIGHT SWITCH	T20 BRAKE LIGHT SWITCH
T22 SWITCH CLUTCH CONTROL (CRUISE CONTROL)	T23 SWITCH BRAKE ACTUATION (ENGINE TIMING)	T25 SWITCH CLUTCH CONTROL (ENGINE CONTROL)

				FUNCTIONS ON THE VEHICLE					
Vehicle	alim.	kW	Date	Engine	 S10	 T10	 T20 - T23	 T22 - T25	
				ENGINE					
530 i	Petrol	185	09/16->	B46 B20 B, B48 B20 B					
				Engine	Information	S10	T10	T20 - T23	T22 - T25
				All engines			7.1312	T20	
				ENGINE					
530 i xDrive	Petrol	185	09/16->	B46 B20 B, B48 B20 B					
				Engine	Information	S10	T10	T20 - T23	T22 - T25
				All engines			7.1312	T20	
				ENGINE					
540 d xDrive	Diesel	235	07/17->	B57 D30 B					
				Engine	Information	S10	T10	T20 - T23	T22 - T25
				All engines			7.1312	T20	
				ENGINE					
540 i	Petrol	250	09/16->	B58 B30 A					
				Engine	Information	S10	T10	T20 - T23	T22 - T25
				All engines			7.1312	T20	
				ENGINE					
540 i	Petrol	265	09/16->	B58 B30 A					
				Engine	Information	S10	T10	T20 - T23	T22 - T25
				All engines			7.1312	T20	
				ENGINE					
540 i xDrive	Petrol	250	09/16->	B58 B30 A					
				Engine	Information	S10	T10	T20 - T23	T22 - T25
				All engines			7.1312	T20	
				ENGINE					
540 i xDrive	Petrol	265	09/16->	B58 B30 A					
				Engine	Information	S10	T10	T20 - T23	T22 - T25
				All engines			7.1312	T20	
				ENGINE					
M 550 d xDrive	Diesel	294	06/17->	B57 D30 C					
				Engine	Information	S10	T10	T20 - T23	T22 - T25
				All engines			7.1312	T20	
				ENGINE					
M 550 i xDrive	Petrol	340	03/17->	N63 B44 C					
				Engine	Information	S10	T10	T20 - T23	T22 - T25
				All engines			7.1312	T20	
				ENGINE					
M5 Competition M xDrive	Petrol	460	07/18->	S63 B44 B					
				Engine	Information	S10	T10	T20 - T23	T22 - T25
				All engines			7.1312	T20	
				ENGINE					
M5 M xDrive	Petrol	441	09/17->	S63 B44 B					
				Engine	Information	S10	T10	T20 - T23	T22 - T25
				All engines			7.1312	T20	
				ENGINE					
				ENGINE					
6 I				ENGINE					
628 CSi	Petrol	135	09/79-08/87	M30 B28					
				Engine	Information	S10	T10	T20 - T23	T22 - T25
				All engines		7.6029	7.1014	T20	
				ENGINE					
633 CSi	Petrol	145	09/78-08/84	M30 B32					
				Engine	Information	S10	T10	T20 - T23	T22 - T25
				All engines		7.6029	7.1014	T20	
				ENGINE					
633 CSi	Petrol	147	10/75-12/81	M30 B32					
				Engine	Information	S10	T10	T20 - T23	T22 - T25
				All engines		7.6029	7.1014	T20	

S10	OIL PRESSURE WARNING LIGHT SWITCH	T10	REVERSING LIGHT SWITCH	T20	BRAKE LIGHT SWITCH
T22	SWITCH CLUTCH CONTROL (CRUISE CONTROL)	T23	SWITCH BRAKE ACTUATION (ENGINE TIMING)	T25	SWITCH CLUTCH CONTROL (ENGINE CONTROL)

FUNCTIONS ON THE VEHICLE

Vehicle	alim.	kW	Date	Engine	 S10	 T10	 T20 - T23	 T22 - T25
---------	-------	----	------	--------	---	---	--	---

ENGINE				
635 Ci	Petrol	160	06/78-04/82	M30 B35 (Motronic, 9.3:1)

Engine	Information	S10	T10	T20 - T23	T22 - T25
All engines			7.6029	7.1014 T20	

6 II

ENGINE				
630 i	Petrol	190	02/04-07/07	N52 B30 A, N52 B30 B, N52 B30 BF

Engine	Information	S10	T10	T20 - T23	T22 - T25
All engines	COL:brown, spanner size 24, switch press. 0.2/0.5 bar, thread M12x1.5	7.0071			
All engines	spanner size 21, thread M12x1.5		7.6131		
All engines	COL:blue, Conn. nr. 4			7.1215 T20	
All engines					7.1314 T22

ENGINE				
630 i	Petrol	200	07/07-07/10	N52 B30 A, N52 B30 B, N52 B30 BF, N53 B30 A

Engine	Information	S10	T10	T20 - T23	T22 - T25
Eng. N52 B30 A, N52 B30 B, N52 B30 BF	COL:brown, spanner size 24, switch press. 0.2/0.5 bar, thread M12x1.5	7.0071			
All engines	spanner size 21, thread M12x1.5		7.6131		
All engines	COL:blue, Conn. nr. 4			7.1215 T20	
All engines					7.1314 T22

ENGINE				
635 d	Diesel	210	07/07-07/10	M57 D30 (306D5), M57D306D5

Engine	Information	S10	T10	T20 - T23	T22 - T25
All engines	COL:brown, spanner size 24, switch press. 0.2/0.5 bar, thread M12x1.5	7.0071			
All engines	COL:blue, Conn. nr. 4			7.1215 T20	
Eng. M57 D30 (306D5)					7.1314 T22

ENGINE				
645 Ci	Petrol	245	01/04-08/05	N62 B44 A

Engine	Information	S10	T10	T20 - T23	T22 - T25
All engines	COL:brown, spanner size 24, switch press. 0.2/0.5 bar, thread M12x1.5	7.0071			
All engines	spanner size 21, thread M12x1.5		7.6131		
All engines	COL:blue, Conn. nr. 4			7.1215 T20	
All engines					7.1314 T22

ENGINE				
650 i	Petrol	270	07/05-07/10	N62 B48 B

Engine	Information	S10	T10	T20 - T23	T22 - T25
All engines	COL:brown, spanner size 24, switch press. 0.2/0.5 bar, thread M12x1.5	7.0071			
All engines	spanner size 21, thread M12x1.5		7.6131		
All engines	COL:blue, Conn. nr. 4			7.1215 T20	
All engines					7.1314 T22

ENGINE				
M	Petrol	373	09/05-07/10	S85 B50 A

Engine	Information	S10	T10	T20 - T23	T22 - T25
All engines			7.6131		7.1314 T22
All engines	COL:blue, Conn. nr. 4			7.1215 T20	

6 III

ENGINE				
640 d	Diesel	230	11/10->	N57 D30 B





Engine	Information	S10	T10	T20 - T23	T22 - T25
All engines	COL:brown, spanner size 24, switch press. 0.2/0.5 bar, thread M12x1.5	7.0071			
All engines	COL:blue, Conn. nr. 4			7.1215 T20	
All engines					7.1314 T22

ENGINE				
640 d xDrive	Diesel	230	09/11->	N57 D30 B

Engine	Information	S10	T10	T20 - T23	T22 - T25
All engines	COL:brown, spanner size 24, switch press. 0.2/0.5 bar, thread M12x1.5	7.0071			
All engines	COL:blue, Conn. nr. 4			7.1215 T20	
All engines					7.1314 T22

S10	OIL PRESSURE WARNING LIGHT SWITCH	T10	REVERSING LIGHT SWITCH	T20	BRAKE LIGHT SWITCH
T22	SWITCH CLUTCH CONTROL (CRUISE CONTROL)	T23	SWITCH BRAKE ACTUATION (ENGINE TIMING)	T25	SWITCH CLUTCH CONTROL (ENGINE CONTROL)

FUNCTIONS ON THE VEHICLE

Vehicle	alim.	kW	Date	Engine	 S10	 T10	 T20 - T23	 T22 - T25
ENGINE								
640 i	Petrol	235	11/10->	N55 B30 A				
Engine	Information			S10	T10	T20 - T23	T22 - T25	
All engines	COL:blue, Conn. nr. 4					7.1215 T20		
All engines							7.1314 T22	
ENGINE								
640 i xDrive	Petrol	235	01/13->	N55 B30 A				
Engine	Information			S10	T10	T20 - T23	T22 - T25	
All engines	COL:blue, Conn. nr. 4					7.1215 T20		
All engines							7.1314 T22	
ENGINE								
650 i	Petrol	298	09/11-12/12	N63 B44 A				
Engine	Information			S10	T10	T20 - T23	T22 - T25	
All engines				7.0071		7.1215 T20	7.1314 T22	
All engines	FOR:(USA)				7.6131			
ENGINE								
650 i	Petrol	300	11/10->	N63 B44 A				
Engine	Information			S10	T10	T20 - T23	T22 - T25	
All engines	COL:brown, spanner size 24, switch press. 0.2/0.5 bar, thread M12x1.5			7.0071				
All engines	FOR:(USA)				7.6131			
All engines	COL:blue, Conn. nr. 4					7.1215 T20		
All engines							7.1314 T22	
ENGINE								
650 i	Petrol	330	10/11->	N63 B44 A, N63 B44 B				
Engine	Information			S10	T10	T20 - T23	T22 - T25	
All engines	COL:brown, spanner size 24, switch press. 0.2/0.5 bar, thread M12x1.5			7.0071				
All engines	FOR:(USA)				7.6131			
All engines	COL:blue, Conn. nr. 4					7.1215 T20		
All engines							7.1314 T22	
ENGINE								
650 i xDrive	Petrol	0	11/11->	N63 B40 A				
Engine	Information			S10	T10	T20 - T23	T22 - T25	
All engines				7.0071		7.1215 T20	7.1314 T22	
ENGINE								
650 i xDrive	Petrol	300	06/11->	N63 B44 A				
Engine	Information			S10	T10	T20 - T23	T22 - T25	
All engines	COL:brown, spanner size 24, switch press. 0.2/0.5 bar, thread M12x1.5			7.0071				
All engines	COL:blue, Conn. nr. 4					7.1215 T20		
All engines							7.1314 T22	
ENGINE								
650 i xDrive	Petrol	330	11/11->	N63 B44 A, N63 B44 B				
Engine	Information			S10	T10	T20 - T23	T22 - T25	
All engines	COL:brown, spanner size 24, switch press. 0.2/0.5 bar, thread M12x1.5			7.0071				
All engines	COL:blue, Conn. nr. 4					7.1215 T20		
All engines							7.1314 T22	
ENGINE								
650 i xDrive 4.0	Petrol	330	06/11->	N63 B40 A				
Engine	Information			S10	T10	T20 - T23	T22 - T25	
All engines				7.0071		7.1215 T20	7.1314 T22	
ENGINE								
M6	Petrol	412	01/12->	S63 B44 B				
Engine	Information			S10	T10	T20 - T23	T22 - T25	
All engines	COL:brown, spanner size 24, switch press. 0.2/0.5 bar, thread M12x1.5			7.0071				
All engines	COL:blue, Conn. nr. 4					7.1215 T20		
All engines							7.1314 T22	
ENGINE								
M6	Petrol	423	02/14->	S63 B44 B				
Engine	Information			S10	T10	T20 - T23	T22 - T25	
All engines	COL:brown, spanner size 24, switch press. 0.2/0.5 bar, thread M12x1.5			7.0071				

S10	OIL PRESSURE WARNING LIGHT SWITCH	T10	REVERSING LIGHT SWITCH	T20	BRAKE LIGHT SWITCH
T22	SWITCH CLUTCH CONTROL (CRUISE CONTROL)	T23	SWITCH BRAKE ACTUATION (ENGINE TIMING)	T25	SWITCH CLUTCH CONTROL (ENGINE CONTROL)

The present application list is a brief version. For the detailed information about the possibility of installation on a specific vehicle, please refer to our web-catalogue <http://catalogo.facet.eu/>

FUNCTIONS ON THE VEHICLE

Vehicle	alim.	kW	Date	Engine	 S10	 T10	 T20 - T23	 T22 - T25
---------	-------	----	------	--------	---	---	--	---

				ENGINE
M6	Petrol	423	02/14->	S63 B44 B

Engine	Information	S10	T10	T20 - T23	T22 - T25
All engines	FOR:(USA)		7.6131		
All engines	COL:blue, Conn. nr. 4			7.1215 T20	
All engines					7.1314 T22

				ENGINE
M6	Petrol	441	07/15->	S63 B44 B

Engine	Information	S10	T10	T20 - T23	T22 - T25
All engines	COL:brown, spanner size 24, switch press. 0.2/0.5 bar, thread M12x1.5	7.0071			
All engines	FOR:(USA)		7.6131		
All engines	COL:blue, Conn. nr. 4			7.1215 T20	
All engines					7.1314 T22

6 IV

				ENGINE
620d Gran Turismo [ExtraEU]	Diesel	120	07/18->	B47 D20 B

Engine	Information	S10	T10	T20 - T23	T22 - T25
All engines				7.1312 T20	

				ENGINE
620d xDrive Gran Turismo [ExtraEU]	Diesel	120	07/18->	B47 D20 B

Engine	Information	S10	T10	T20 - T23	T22 - T25
All engines				7.1312 T20	

				ENGINE
620d xDrive Gran Turismo [ExtraEU]	Diesel	140	07/18->	B47 D20 B

Engine	Information	S10	T10	T20 - T23	T22 - T25
All engines				7.1312 T20	

6 IV GT

				ENGINE
620 d	Diesel	140	07/18->	B47 D20 B

Engine	Information	S10	T10	T20 - T23	T22 - T25
All engines				7.1312 T20	

				ENGINE
630 d	Diesel	155	06/17->	B57 D30 A

Engine	Information	S10	T10	T20 - T23	T22 - T25
All engines				7.1312 T20	

				ENGINE
630 d	Diesel	195	06/17->	B57 D30 A

Engine	Information	S10	T10	T20 - T23	T22 - T25
All engines				7.1312 T20	

				ENGINE
630 d xDrive	Diesel	155	06/17->	B57 D30 A

Engine	Information	S10	T10	T20 - T23	T22 - T25
All engines				7.1312 T20	

				ENGINE
630 d xDrive	Diesel	183	06/17->	B57 D30 A

Engine	Information	S10	T10	T20 - T23	T22 - T25
All engines				7.1312 T20	

				ENGINE
630 d xDrive	Diesel	195	06/17->	B57 D30 A

Engine	Information	S10	T10	T20 - T23	T22 - T25
All engines				7.1312 T20	





				ENGINE
630 i	Petrol	190	06/17->	B48 B20 B

Engine	Information	S10	T10	T20 - T23	T22 - T25
All engines				7.1312 T20	

				ENGINE
640 d xDrive	Diesel	235	11/17->	B57 D30 B

Engine	Information	S10	T10	T20 - T23	T22 - T25
All engines				7.1312 T20	





S10 OIL PRESSURE WARNING LIGHT SWITCH	T10 REVERSING LIGHT SWITCH	T20 BRAKE LIGHT SWITCH
T22 SWITCH CLUTCH CONTROL (CRUISE CONTROL)	T23 SWITCH BRAKE ACTUATION (ENGINE TIMING)	T25 SWITCH CLUTCH CONTROL (ENGINE CONTROL)

				FUNCTIONS ON THE VEHICLE				
Vehicle	alim.	kW	Date	Engine	 S10	 T10	 T20 - T23	 T22 - T25
ENGINE								
640 i	Petrol	250	06/17->	B58 B30 A				
Engine					S10	T10	T20 - T23	T22 - T25
All engines							7.1312 T20	
ENGINE								
640 i	Petrol	265	06/17->	B58 B30 A				
Engine					S10	T10	T20 - T23	T22 - T25
All engines							7.1312 T20	
ENGINE								
640 i xDrive	Petrol	250	06/17->	B58 B30 A				
Engine					S10	T10	T20 - T23	T22 - T25
All engines							7.1312 T20	
ENGINE								
640 i xDrive	Petrol	265	06/17->	B58 B30 A				
Engine					S10	T10	T20 - T23	T22 - T25
All engines							7.1312 T20	
7 I								
ENGINE								
728	Petrol	125	05/77-08/79	M30 B28				
Engine					S10	T10	T20 - T23	T22 - T25
All engines					7.0026, 7.0060	7.6029		
ENGINE								
728 i	Petrol	135	09/77-08/86	M30 B28				
Engine					S10	T10	T20 - T23	T22 - T25
All engines					7.0026, 7.0060	7.6029	7.1014 T20	
ENGINE								
730	Petrol	135	05/77-08/79	M30 B30				
Engine					S10	T10	T20 - T23	T22 - T25
All engines					7.0026, 7.0060	7.6029	7.1014 T20	
ENGINE								
733 i	Petrol	132	09/77-12/81	M30 B32				
Engine					S10	T10	T20 - T23	T22 - T25
All engines					7.0026	7.6029	7.1014 T20	
ENGINE								
733 i	Petrol	145	05/77-08/86	M30 B32				
Engine					S10	T10	T20 - T23	T22 - T25
All engines					7.0026, 7.0060	7.6029	7.1014 T20	
ENGINE								
735 i	Petrol	141	04/85-08/86	M30 B35 (Motronic)				
Engine					S10	T10	T20 - T23	T22 - T25
All engines					7.0026, 7.0060	7.6029	7.1014 T20	
7 II								
ENGINE								
730 i,iL	Petrol	138	12/86-09/94	M30 B30 (306KA)				
Engine					S10	T10	T20 - T23	T22 - T25
All engines					7.0071			
All engines						7.6029		
All engines						7.6131		
All engines							7.1014, 7.1058 T20	
All engines							7.1081 T20	
ENGINE								
730 i,iL	Petrol	145	12/86-09/94	M30 B30 (306EA)				
Engine					S10	T10	T20 - T23	T22 - T25
All engines					7.0071			
All engines						7.6029		
All engines						7.6131		
All engines							7.1014, 7.1058 T20	
All engines							7.1081 T20	

S10 OIL PRESSURE WARNING LIGHT SWITCH	T10 REVERSING LIGHT SWITCH	T20 BRAKE LIGHT SWITCH
T22 SWITCH CLUTCH CONTROL (CRUISE CONTROL)	T23 SWITCH BRAKE ACTUATION (ENGINE TIMING)	T25 SWITCH CLUTCH CONTROL (ENGINE CONTROL)

The present application list is a brief version. For the detailed information about the possibility of installation on a specific vehicle, please refer to our web-catalogue <http://catalogo.facet.eu/>

FUNCTIONS ON THE VEHICLE

Vehicle	alim.	kW	Date	Engine	 S10	 T10	 T20 - T23	 T22 - T25
---------	-------	----	------	--------	---	---	--	---

ENGINE				
730 i,iL V8	Petrol	160	04/92-09/94	M60 B30 (308S1)

Engine	Information	S10	T10	T20 - T23	T22 - T25
All engines		7.0071	7.6131	7.1081 T20	

ENGINE				
735 i,iL	Petrol	155	09/86-09/92	M30 B34 (346KB)

Engine	Information	S10	T10	T20 - T23	T22 - T25
All engines		7.0071			
All engines	-> 30/09/91		7.6029		
All engines	01/10/91 ->		7.6131		
All engines	pole nr. 2, see connection type			7.1014, 7.1058 T20	
All engines	pole nr. 4			7.1081 T20	

ENGINE				
735 i,iL	Petrol	162	09/86-12/87	M30 B35 (Motronic, 9.2:1)

Engine	Information	S10	T10	T20 - T23	T22 - T25
All engines		7.0071			
All engines	-> 30/09/91		7.6029		
All engines	01/10/91 ->		7.6131		
All engines	pole nr. 2, see connection type			7.1014, 7.1058 T20	
All engines	pole nr. 4			7.1081 T20	

ENGINE				
740 i,iL V8	Petrol	210	04/92-09/94	M60 B40 (408S1)

Engine	Information	S10	T10	T20 - T23	T22 - T25
All engines		7.0071		7.1081 T20	

ENGINE				
750 i,iL V12	Petrol	220	09/87-09/94	M70 B50 (5012A)

Engine	Information	S10	T10	T20 - T23	T22 - T25
All engines	pole nr. 2, Qty 2, see connection type			7.1014, 7.1058 T20	
All engines	pole nr. 4, Qty 2, see connection type			7.1081 T20	

7 III

ENGINE				
725 tds	Diesel	105	04/96-11/01	M51 D25 (256T1)

Engine	Information	S10	T10	T20 - T23	T22 - T25
All engines		7.0071	7.6131		7.1110 T22
All engines	01/10/98 ->			7.1215 T20	

ENGINE				
728 i, iL	Petrol	142	08/95-11/01	M52 B28 (286S1), M52 B28 (286S2)

Engine	Information	S10	T10	T20 - T23	T22 - T25
All engines		7.0071	7.6131		7.1110 T22
All engines	01/10/98 ->			7.1215 T20	

ENGINE				
728i X	Petrol	142	11/95-09/01	M52 B28 (286S1)

Engine	Information	S10	T10	T20 - T23	T22 - T25
All engines		7.0071	7.6131		7.1110 T22
All engines	01/10/98 ->			7.1215 T20	

ENGINE				
730 d	Diesel	135	08/98-04/00	M57 D30 (306D1)

Engine	Information	S10	T10	T20 - T23	T22 - T25
All engines		7.0071		7.1215 T20	

ENGINE				
730 d	Diesel	142	04/00-11/01	M57 D30 (306D1)





Engine	Information	S10	T10	T20 - T23	T22 - T25
All engines		7.0071		7.1215 T20	

ENGINE				
730 i, iL	Petrol	155	10/94-11/01	M60 B30 (308S1)

Engine	Information	S10	T10	T20 - T23	T22 - T25
All engines			7.6131		7.1110 T22





S10	OIL PRESSURE WARNING LIGHT SWITCH	T10	REVERSING LIGHT SWITCH	T20	BRAKE LIGHT SWITCH
T22	SWITCH CLUTCH CONTROL (CRUISE CONTROL)	T23	SWITCH BRAKE ACTUATION (ENGINE TIMING)	T25	SWITCH CLUTCH CONTROL (ENGINE CONTROL)

FUNCTIONS ON THE VEHICLE

Vehicle	alim.	kW	Date	Engine	 S10	 T10	 T20 - T23	 T22 - T25
ENGINE								
730 i, iL	Petrol	160	10/94-11/01	M60 B30 (308S1)				
Engine	Information				S10	T10	T20 - T23	T22 - T25
All engines						7.6131		7.1110 T22
ENGINE								
735 i, iL	Petrol	173	01/96-12/98	M62 B35 (358S1)				
Engine	Information				S10	T10	T20 - T23	T22 - T25
All engines	01/10/97 ->				7.0071			
All engines						7.6131		7.1110 T22
All engines	01/10/98 ->						7.1215 T20	
ENGINE								
740 d	Diesel	180	05/99-11/01	M67 D39 (398D1)				
Engine	Information				S10	T10	T20 - T23	T22 - T25
All engines					7.0071		7.1215 T20	
ENGINE								
740 i, iL	Petrol	210	10/94-11/01	M60 B40 (408S1), M62 B44 (448S1), M62 B44 (448S2)				
Engine	Information				S10	T10	T20 - T23	T22 - T25
Eng. M62 B44 (448S1), M62 B44 (448S2)	01/10/97 ->				7.0071			
All engines						7.6131		7.1110 T22
All engines	01/10/98 ->						7.1215 T20	
ENGINE								
750 i, iL	Petrol	240	09/94-11/01	M73 B54 (54121), M73 B54 (54122)				
Engine	Information				S10	T10	T20 - T23	T22 - T25
All engines	01/10/97 ->				7.0071			
All engines	01/10/98 ->						7.1215 T20	
7 IV								
ENGINE								
730 d	Diesel	150	10/02-07/08	M57 D30 (306D2)				
Engine	Information				S10	T10	T20 - T23	T22 - T25
All engines					7.0071		7.1215 T20	
ENGINE								
730 d	Diesel	155	10/02-07/08	M57 D30 (306D3), M57D306D3				
Engine	Information				S10	T10	T20 - T23	T22 - T25
All engines	COL:brown, spanner size 24, switch press. 0.2/0.5 bar, thread M12x1.5				7.0071			
All engines	COL:blue, Conn. nr. 4						7.1215 T20	
ENGINE								
730 d	Diesel	160	06/02-02/05	M57 D30 (306D2), M57D306D2				
Engine	Information				S10	T10	T20 - T23	T22 - T25
All engines	COL:brown, spanner size 24, switch press. 0.2/0.5 bar, thread M12x1.5				7.0071			
All engines	COL:blue, Conn. nr. 4						7.1215 T20	
ENGINE								
730 i, Li	Petrol	170	03/03-07/08	M54 B30 (306S3), M54B306S3				
Engine	Information				S10	T10	T20 - T23	T22 - T25
All engines	COL:brown, spanner size 24, switch press. 0.2/0.5 bar, thread M12x1.5				7.0071			
All engines	COL:blue, Conn. nr. 4						7.1215 T20	
ENGINE								
730 i, Li	Petrol	184	03/05-07/08	N52 B30 A				
Engine	Information				S10	T10	T20 - T23	T22 - T25
All engines					7.0071		7.1215 T20	
ENGINE								
730 i, Li	Petrol	190	03/05-07/08	N52 B30 A, N52 B30 B, N52 B30 BF				
Engine	Information				S10	T10	T20 - T23	T22 - T25
All engines	COL:brown, spanner size 24, switch press. 0.2/0.5 bar, thread M12x1.5				7.0071			
All engines	COL:blue, Conn. nr. 4						7.1215 T20	

S10 OIL PRESSURE WARNING LIGHT SWITCH	T10 REVERSING LIGHT SWITCH	T20 BRAKE LIGHT SWITCH
T22 SWITCH CLUTCH CONTROL (CRUISE CONTROL)	T23 SWITCH BRAKE ACTUATION (ENGINE TIMING)	T25 SWITCH CLUTCH CONTROL (ENGINE CONTROL)





FUNCTIONS ON THE VEHICLE

Vehicle	alim.	kW	Date	Engine	 S10	 T10	 T20 - T23	 T22 - T25
ENGINE								
730 i, Li	Petrol	190	03/05->	N52 B30 B				
Engine	Information				S10	T10	T20 - T23	T22 - T25
All engines					7.0071		7.1215 T20	
ENGINE								
730 Ld	Diesel	170	07/05-08/08	M57 D30 (306D3), M57D306D3				
Engine	Information				S10	T10	T20 - T23	T22 - T25
All engines	COL: brown, spanner size 24, switch press. 0.2/0.5 bar, thread M12x1.5				7.0071			
All engines	COL: blue, Conn. nr. 4						7.1215 T20	
ENGINE								
735 i, Li	Petrol	200	11/01-02/05	N62 B36 A				
Engine	Information				S10	T10	T20 - T23	T22 - T25
All engines	COL: brown, spanner size 24, switch press. 0.2/0.5 bar, thread M12x1.5				7.0071			
All engines	COL: blue, Conn. nr. 4						7.1215 T20	
ENGINE								
740 d	Diesel	190	10/02-02/05	M67 D39 (398D1), M67D398D1				
Engine	Information				S10	T10	T20 - T23	T22 - T25
All engines	COL: brown, spanner size 24, switch press. 0.2/0.5 bar, thread M12x1.5				7.0071			
All engines	COL: blue, Conn. nr. 4						7.1215 T20	
ENGINE								
740 i, Li	Petrol	225	07/05-07/08	N62 B40 A				
Engine	Information				S10	T10	T20 - T23	T22 - T25
All engines	COL: brown, spanner size 24, switch press. 0.2/0.5 bar, thread M12x1.5				7.0071			
All engines	COL: blue, Conn. nr. 4						7.1215 T20	
ENGINE								
745 d	Diesel	220	03/05-08/05	M67 D44 (448D1), M67D448D1				
Engine	Information				S10	T10	T20 - T23	T22 - T25
All engines	COL: brown, spanner size 24, switch press. 0.2/0.5 bar, thread M12x1.5				7.0071			
All engines	COL: blue, Conn. nr. 4						7.1215 T20	
ENGINE								
745 d	Diesel	242	07/05-07/08	M67 D44 (448D1), M67D448D1				
Engine	Information				S10	T10	T20 - T23	T22 - T25
All engines	COL: brown, spanner size 24, switch press. 0.2/0.5 bar, thread M12x1.5				7.0071			
All engines	COL: blue, Conn. nr. 4						7.1215 T20	
ENGINE								
745 i, Li	Petrol	245	11/01-07/08	N62 B44 A				
Engine	Information				S10	T10	T20 - T23	T22 - T25
All engines	COL: brown, spanner size 24, switch press. 0.2/0.5 bar, thread M12x1.5				7.0071			
All engines	COL: blue, Conn. nr. 4						7.1215 T20	
ENGINE								
750 i, Li	Petrol	270	07/05-07/08	N62 B48 B				
Engine	Information				S10	T10	T20 - T23	T22 - T25
All engines	COL: brown, spanner size 24, switch press. 0.2/0.5 bar, thread M12x1.5				7.0071			
All engines	COL: blue, Conn. nr. 4						7.1215 T20	
ENGINE								
760 i, LI	Petrol	326	11/01-12/09	N73 B60 A, N73B60B				
Engine	Information				S10	T10	T20 - T23	T22 - T25
All engines	COL: brown, spanner size 24, switch press. 0.2/0.5 bar, thread M12x1.5				7.0071			
All engines	COL: blue, Conn. nr. 4						7.1215 T20	
ENGINE								
760 i, Li	Petrol	327	01/03-07/08	N73 B60 A, N73B60B				
Engine	Information				S10	T10	T20 - T23	T22 - T25
All engines	COL: brown, spanner size 24, switch press. 0.2/0.5 bar, thread M12x1.5				7.0071			
All engines	COL: blue, Conn. nr. 4						7.1215 T20	





S10 OIL PRESSURE WARNING LIGHT SWITCH	T10 REVERSING LIGHT SWITCH	T20 BRAKE LIGHT SWITCH
T22 SWITCH CLUTCH CONTROL (CRUISE CONTROL)	T23 SWITCH BRAKE ACTUATION (ENGINE TIMING)	T25 SWITCH CLUTCH CONTROL (ENGINE CONTROL)

				FUNCTIONS ON THE VEHICLE					
Vehicle	alim.	kW	Date	Engine	 S10	 T10	 T20 - T23	 T22 - T25	
B7 Alpina									
Petrol	0	01/06->	ENGINE H1						
Engine Information					S10	T10	T20 - T23	T22 - T25	
All engines					7.0071		7.1215 T20		
7 V									
730 d									
Diesel	155	02/08-05/15	ENGINE N57 D30 A						
Engine Information					S10	T10	T20 - T23	T22 - T25	
All engines					7.0071				
All engines							7.1215 T20		
730 d									
Diesel	180	02/08-07/12	ENGINE N57 D30 A						
Engine Information					S10	T10	T20 - T23	T22 - T25	
All engines					7.0071				
All engines							7.1215 T20		
730 d									
Diesel	190	07/12-05/15	ENGINE N57 D30 A						
Engine Information					S10	T10	T20 - T23	T22 - T25	
All engines					7.0071				
All engines							7.1215 T20		
730 d LCI									
Diesel	180	01/11->	ENGINE N57 D30 A						
Engine Information					S10	T10	T20 - T23	T22 - T25	
All engines					7.0071		7.1215 T20		
730 d xDrive									
Diesel	155	11/11-05/15	ENGINE N57 D30 A						
Engine Information					S10	T10	T20 - T23	T22 - T25	
All engines					7.0071				
All engines							7.1215 T20		
730 d xDrive									
Diesel	190	11/11-05/15	ENGINE N57 D30 A						
Engine Information					S10	T10	T20 - T23	T22 - T25	
All engines					7.0071				
All engines							7.1215 T20		
730i									
Petrol	190	01/09-08/15	ENGINE N52 B30 A, N52 B30 AF, N52 B30 BF						
Engine Information					S10	T10	T20 - T23	T22 - T25	
All engines					7.0071				
All engines							7.1215 T20		
730i Li									
Petrol	190	01/09-08/15	ENGINE N52 B30 A, N52 B30 AF, N52 B30 BF						
Engine Information					S10	T10	T20 - T23	T22 - T25	
All engines					7.0071				
All engines							7.1215 T20		
730Ld									
Diesel	180	06/08->	ENGINE N57 D30 A						
Engine Information					S10	T10	T20 - T23	T22 - T25	
All engines					7.0071		7.1215 T20		
740 d									
Diesel	225	09/09-12/15	ENGINE N57 D30 B						
Engine Information					S10	T10	T20 - T23	T22 - T25	
All engines					7.0071				
All engines							7.1215 T20		
740 d									
Diesel	230	07/12-12/15	ENGINE N57 D30 B						
Engine Information					S10	T10	T20 - T23	T22 - T25	
All engines					7.0071				
Legend									
S10	OIL PRESSURE WARNING LIGHT SWITCH			T10	REVERSING LIGHT SWITCH			T20	BRAKE LIGHT SWITCH
T22	SWITCH CLUTCH CONTROL (CRUISE CONTROL)			T23	SWITCH BRAKE ACTUATION (ENGINE TIMING)			T25	SWITCH CLUTCH CONTROL (ENGINE CONTROL)

FUNCTIONS ON THE VEHICLE





Vehicle	alim.	kW	Date	Engine	 S10	 T10	 T20 - T23	 T22 - T25
ENGINE								
740 d	Diesel	230	07/12-12/15	N57 D30 B				
Engine	Information				S10	T10	T20 - T23	T22 - T25
All engines	COL:blue, Conn. nr. 4						7.1215 T20	
ENGINE								
740 d LCI [USA]	Diesel	230	01/11->	N57 D30 B				
Engine	Information				S10	T10	T20 - T23	T22 - T25
All engines					7.0071		7.1215 T20	
ENGINE								
740 d LCI xDrive [USA]	Diesel	225	01/11->	N57 D30 B				
Engine	Information				S10	T10	T20 - T23	T22 - T25
All engines					7.0071		7.1215 T20	
ENGINE								
740 d xDrive	Diesel	225	09/09-12/15	N57 D30 B				
Engine	Information				S10	T10	T20 - T23	T22 - T25
All engines	COL:brown, spanner size 24, switch press. 0.2/0.5 bar, thread M12x1.5				7.0071			
All engines	COL:blue, Conn. nr. 4						7.1215 T20	
ENGINE								
740 d xDrive	Diesel	230	07/12-12/15	N57 D30 B				
Engine	Information				S10	T10	T20 - T23	T22 - T25
All engines	COL:brown, spanner size 24, switch press. 0.2/0.5 bar, thread M12x1.5				7.0071			
All engines	COL:blue, Conn. nr. 4						7.1215 T20	
ENGINE								
740 i	Petrol	240	10/08-12/15	N54 B30 A				
Engine	Information				S10	T10	T20 - T23	T22 - T25
All engines	COL:brown, spanner size 24, switch press. 0.2/0.5 bar, thread M12x1.5				7.0071			
All engines	COL:blue, Conn. nr. 4						7.1215 T20	
ENGINE								
740 i, Li	Petrol	235	07/12-12/15	N55 B30 A				
Engine	Information				S10	T10	T20 - T23	T22 - T25
All engines	COL:blue, Conn. nr. 4						7.1215 T20	
ENGINE								
740 i, Li xDrive	Petrol	235	07/12-12/15	N55 B30 A				
Engine	Information				S10	T10	T20 - T23	T22 - T25
All engines	COL:blue, Conn. nr. 4						7.1215 T20	
ENGINE								
740Ld xDrive [USA]	Diesel	0	01/13->	N57 D30 A				
Engine	Information				S10	T10	T20 - T23	T22 - T25
All engines					7.0071		7.1215 T20	
ENGINE								
750 d xDrive	Diesel	280	07/12-12/15	N57 D30 C				
Engine	Information				S10	T10	T20 - T23	T22 - T25
All engines	COL:brown, spanner size 24, switch press. 0.2/0.5 bar, thread M12x1.5				7.0071			
All engines	COL:blue, Conn. nr. 4						7.1215 T20	
ENGINE								
750 i	Petrol	300	10/08-12/15	N63 B44 A				
Engine	Information				S10	T10	T20 - T23	T22 - T25
All engines	COL:brown, spanner size 24, switch press. 0.2/0.5 bar, thread M12x1.5				7.0071			
All engines	COL:blue, Conn. nr. 4						7.1215 T20	
ENGINE								
750 i	Petrol	330	10/12-12/15	N63 B44 B				
Engine	Information				S10	T10	T20 - T23	T22 - T25
All engines	COL:brown, spanner size 24, switch press. 0.2/0.5 bar, thread M12x1.5				7.0071			
All engines	COL:blue, Conn. nr. 4						7.1215 T20	
ENGINE								
750 i xDrive	Petrol	300	09/09-12/15	N63 B44 A, N63 B44 B				
Engine	Information				S10	T10	T20 - T23	T22 - T25
All engines	COL:brown, spanner size 24, switch press. 0.2/0.5 bar, thread M12x1.5				7.0071			

S10 OIL PRESSURE WARNING LIGHT SWITCH	T10 REVERSING LIGHT SWITCH	T20 BRAKE LIGHT SWITCH
T22 SWITCH CLUTCH CONTROL (CRUISE CONTROL)	T23 SWITCH BRAKE ACTUATION (ENGINE TIMING)	T25 SWITCH CLUTCH CONTROL (ENGINE CONTROL)





				FUNCTIONS ON THE VEHICLE				
Vehicle	alim.	kW	Date	Engine	 S10	 T10	 T20 - T23	 T22 - T25
ENGINE								
750 i xDrive	Petrol	300	09/09-12/15	N63 B44 A, N63 B44 B				
Engine	Information			S10	T10	T20 - T23	T22 - T25	
All engines	COL:blue, Conn. nr. 4					7.1215	T20	
ENGINE								
750 i xDrive	Petrol	330	10/12-12/15	N63 B44 B				
Engine	Information			S10	T10	T20 - T23	T22 - T25	
All engines	COL:brown, spanner size 24, switch press. 0.2/0.5 bar, thread M12x1.5			7.0071				
All engines	COL:blue, Conn. nr. 4					7.1215	T20	
ENGINE								
750Li xDrive	Petrol	0	01/11->	N63 B40 A				
Engine	Information			S10	T10	T20 - T23	T22 - T25	
All engines				7.0071		7.1215	T20	
ENGINE								
760 i	Petrol	400	09/09-12/15	N74 B60 A				
Engine	Information			S10	T10	T20 - T23	T22 - T25	
All engines	COL:brown, spanner size 24, switch press. 0.2/0.5 bar, thread M12x1.5			7.0071				
All engines	COL:blue, Conn. nr. 4					7.1215	T20	
ENGINE								
ActiveHybrid	Petrol/ Electro	235	05/11-05/15	N55 B30 A				
Engine	Information			S10	T10	T20 - T23	T22 - T25	
All engines	COL:blue, Conn. nr. 4					7.1215	T20	
ENGINE								
ActiveHybrid	Petrol/ Electro	260	05/11-05/15	N55 B30 A				
Engine	Information			S10	T10	T20 - T23	T22 - T25	
All engines	COL:blue, Conn. nr. 4					7.1215	T20	
ENGINE								
ActiveHybrid	Petrol/ Electro	330	09/09-06/12	N63 B44 A				
Engine	Information			S10	T10	T20 - T23	T22 - T25	
All engines	COL:brown, spanner size 24, switch press. 0.2/0.5 bar, thread M12x1.5			7.0071				
All engines	COL:blue, Conn. nr. 4					7.1215	T20	
ENGINE								
ActiveHybrid	Petrol/ Electro	342	09/09-06/12	N63 B44 A				
Engine	Information			S10	T10	T20 - T23	T22 - T25	
All engines	COL:brown, spanner size 24, switch press. 0.2/0.5 bar, thread M12x1.5			7.0071				
All engines	COL:blue, Conn. nr. 4					7.1215	T20	
7 VI								
ENGINE								
725 d, Ld	Diesel	155	07/17->	B47 D20 B				
Engine	Information			S10	T10	T20 - T23	T22 - T25	
All engines						7.1312	T20	
ENGINE								
725 d, Ld	Diesel	170	09/15->	B47 D20 B				
Engine	Information			S10	T10	T20 - T23	T22 - T25	
All engines						7.1312	T20	
ENGINE								
730 d	Diesel	155	09/15->	B57 D30 A				
Engine	Information			S10	T10	T20 - T23	T22 - T25	
All engines						7.1312	T20	
ENGINE								
730 d	Diesel	195	09/15->	B57 D30 A				
Engine	Information			S10	T10	T20 - T23	T22 - T25	
All engines						7.1312	T20	
ENGINE								
730 d xDrive	Diesel	155	09/15->	B57 D30 A				
Engine	Information			S10	T10	T20 - T23	T22 - T25	
All engines						7.1312	T20	

S10	OIL PRESSURE WARNING LIGHT SWITCH	T10	REVERSING LIGHT SWITCH	T20	BRAKE LIGHT SWITCH
T22	SWITCH CLUTCH CONTROL (CRUISE CONTROL)	T23	SWITCH BRAKE ACTUATION (ENGINE TIMING)	T25	SWITCH CLUTCH CONTROL (ENGINE CONTROL)

FUNCTIONS ON THE VEHICLE

Vehicle	alim.	kW	Date	Engine	 S10	 T10	 T20 - T23	 T22 - T25
ENGINE								
730 d, Ld xDrive	Diesel	195	09/15->	B57 D30 A				
Engine	Information				S10	T10	T20 - T23	T22 - T25
All engines							7.1312 T20	
ENGINE								
730 i, Li	Petrol	190	02/16->	B48 B20 B				
Engine	Information				S10	T10	T20 - T23	T22 - T25
All engines							7.1312 T20	
ENGINE								
740 d, Ld xDrive	Diesel	235	11/15->	B57 D30 B				
Engine	Information				S10	T10	T20 - T23	T22 - T25
All engines							7.1312 T20	
ENGINE								
740 e, Le	Petrol/ Electro	190	04/16->	B48 B20 B				
Engine	Information				S10	T10	T20 - T23	T22 - T25
All engines	COL:blue, Conn. nr. 4						7.1215 T20	
ENGINE								
740 e, Le	Petrol/ Electro	240	04/16->	B48 B20 B				
Engine	Information				S10	T10	T20 - T23	T22 - T25
All engines	COL:blue, Conn. nr. 4						7.1215 T20	
ENGINE								
740 e, Le xDrive	Petrol/ Electro	190	04/16->	B48 B20 B				
Engine	Information				S10	T10	T20 - T23	T22 - T25
All engines	COL:blue, Conn. nr. 4						7.1215 T20	
ENGINE								
740 e, Le xDrive	Petrol/ Electro	240	04/16->	B48 B20 B				
Engine	Information				S10	T10	T20 - T23	T22 - T25
All engines	COL:blue, Conn. nr. 4						7.1215 T20	
ENGINE								
740 i, Li	Petrol	240	09/15->	B58 B30 A				
Engine	Information				S10	T10	T20 - T23	T22 - T25
All engines							7.1312 T20	
ENGINE								
740 i, Li xDrive	Petrol	240	03/16->	B58 B30 A				
Engine	Information				S10	T10	T20 - T23	T22 - T25
All engines							7.1312 T20	
ENGINE								
750 d, Ld xDrive	Diesel	294	07/16->	B57 D30 C				
Engine	Information				S10	T10	T20 - T23	T22 - T25
All engines							7.1312 T20	
ENGINE								
750 i, Li	Petrol	330	11/15->	N63 B44 C				
Engine	Information				S10	T10	T20 - T23	T22 - T25
All engines							7.1312 T20	
ENGINE								
750 i, Li xDrive	Petrol	330	09/15->	N63 B44 C				
Engine	Information				S10	T10	T20 - T23	T22 - T25
All engines							7.1312 T20	
ENGINE								
M 760 Li xDrive	Petrol	448	01/16->	N74 B66 B				
Engine	Information				S10	T10	T20 - T23	T22 - T25
All engines							7.1312 T20	
ENGINE								
840 Ci	Petrol	210	01/96-12/99	M62 B44 (44851)				
Engine	Information				S10	T10	T20 - T23	T22 - T25
All engines	01/09/97 ->				7.0071			
All engines					7.6131		7.1110 T22	

S10 OIL PRESSURE WARNING LIGHT SWITCH	T10 REVERSING LIGHT SWITCH	T20 BRAKE LIGHT SWITCH
T22 SWITCH CLUTCH CONTROL (CRUISE CONTROL)	T23 SWITCH BRAKE ACTUATION (ENGINE TIMING)	T25 SWITCH CLUTCH CONTROL (ENGINE CONTROL)

				FUNCTIONS ON THE VEHICLE				
Vehicle	alim.	kW	Date	Engine	 S10	 T10	 T20 - T23	 T22 - T25
ENGINE								
840 i	Petrol	210	02/93-02/96	M60 B40 (408S1)				
Engine					S10	T10	T20 - T23	T22 - T25
Information						7.6131		7.1110 T22
ENGINE								
850 Ci	Petrol	240	09/94-12/99	M73 B54 (54121)				
Engine					S10	T10	T20 - T23	T22 - T25
Information					7.0071			
ENGINE								
850 CSi	Petrol	280	11/92-12/96	S70 B56 (56121)				
Engine					S10	T10	T20 - T23	T22 - T25
Information						7.6131		7.1110 T22
Information							7.1081 T20	
ENGINE								
850 i,Ci	Petrol	220	04/90-10/94	M70 B50 (5012A)				
Engine					S10	T10	T20 - T23	T22 - T25
Information						7.6131		7.1110 T22
Information							7.1081 T20	
ENGINE								
ENGINE								
Electric	Electric	125	09/14->	IB1P25B				
Engine					S10	T10	T20 - T23	T22 - T25
Information							7.1312 T20	
ENGINE								
Electric	Electric	75	08/13->	IB1P25B				
Engine					S10	T10	T20 - T23	T22 - T25
Information							7.1312 T20	
ENGINE								
Range Extender	Electric	125	09/14->	IB1P25B, W20K06A				
Engine					S10	T10	T20 - T23	T22 - T25
Information					7.0071		7.1312 T20	
ENGINE								
Range Extender	Petrol/ Electro	75	08/13->	IB1P25B, W20K06A				
Engine					S10	T10	T20 - T23	T22 - T25
Information					7.0071			
Information							7.1312 T20	
ENGINE								
s Range Extender	Electric	75	11/17->	W20K06A				
Engine					S10	T10	T20 - T23	T22 - T25
Information					7.0071			
Information							7.1312 T20	
ENGINE								
ENGINE								
ENGINE								
hybrid	Petrol/ Electro	170	03/14->	B38 K15 A				
Engine					S10	T10	T20 - T23	T22 - T25
Information							7.1312 T20	
ENGINE								
hybrid	Petrol/ Electro	266	03/14-02/18	B38 K15 A				
Engine					S10	T10	T20 - T23	T22 - T25
Information							7.1312 T20	
ENGINE								
hybrid	Petrol/ Electro	275	03/18->	B38 K15 A				
Engine					S10	T10	T20 - T23	T22 - T25
Information							7.1312 T20	

S10	OIL PRESSURE WARNING LIGHT SWITCH	T10	REVERSING LIGHT SWITCH	T20	BRAKE LIGHT SWITCH
T22	SWITCH CLUTCH CONTROL (CRUISE CONTROL)	T23	SWITCH BRAKE ACTUATION (ENGINE TIMING)	T25	SWITCH CLUTCH CONTROL (ENGINE CONTROL)

FUNCTIONS ON THE VEHICLE

Vehicle	alim.	kW	Date	Engine	 S10	 T10	 T20 - T23	 T22 - T25
---------	-------	----	------	--------	---	---	--	---

X1

				ENGINE
sDrive 16 d	Diesel	85	04/12->	B37 C15 A, N47 D20 C

Engine	Information	S10	T10	T20 - T23	T22 - T25
Eng. N47 D20 C	COL:brown, spanner size 24, switch press. 0.2/0.5 bar, thread M12x1.5	7.0071			
Eng. N47 D20 C	spanner size 21, thread M12x1.5		7.6131		
Eng. N47 D20 C	COL:blue, Conn. nr. 4			7.1215 T20	
Eng. B37 C15 A				7.1312 T20	
All engines					7.1314 T22

				ENGINE
sDrive 16 i	Petrol	105	03/13-06/15	N20 B16 A

Engine	Information	S10	T10	T20 - T23	T22 - T25
All engines	spanner size 21, thread M12x1.5		7.6131		
All engines	COL:blue, Conn. nr. 4			7.1215 T20	
All engines					7.1314 T25

				ENGINE
sDrive 18 d	Diesel	100	03/09->	B47 C20 A, N47 D20 C

Engine	Information	S10	T10	T20 - T23	T22 - T25
Eng. N47 D20 C	COL:brown, spanner size 24, switch press. 0.2/0.5 bar, thread M12x1.5	7.0071			
Eng. N47 D20 C	spanner size 21, thread M12x1.5		7.6131		
Eng. N47 D20 C	COL:blue, Conn. nr. 4			7.1215 T20	
Eng. B47 C20 A				7.1312 T20	
All engines					7.1314 T22

				ENGINE
sDrive 18 d	Diesel	105	10/09-06/15	N47 D20 C

Engine	Information	S10	T10	T20 - T23	T22 - T25
All engines	COL:brown, spanner size 24, switch press. 0.2/0.5 bar, thread M12x1.5	7.0071			
All engines	spanner size 21, thread M12x1.5		7.6131		
All engines	COL:blue, Conn. nr. 4			7.1215 T20	
All engines					7.1314 T25

				ENGINE
sDrive 18 d	Diesel	110	11/14->	B47 C20 A, B47 C20 B

Engine	Information	S10	T10	T20 - T23	T22 - T25
All engines				7.1312 T20	7.1314 T22

				ENGINE
sDrive 18 i	Petrol	100	03/09-05/17	B38 A15 A, N46 B20 B

Engine	Information	S10	T10	T20 - T23	T22 - T25
Eng. N46 B20 B	COL:brown, spanner size 24, switch press. 0.2/0.5 bar, thread M12x1.5	7.0071			
Eng. N46 B20 B	spanner size 21, thread M12x1.5		7.6131		
Eng. N46 B20 B	COL:blue, Conn. nr. 4			7.1215 T20	
Eng. B38 A15 A				7.1312 T20	7.1314 T22
Eng. N46 B20 B					7.1314 T25

				ENGINE
sDrive 18 i	Petrol	103	06/17->	B38 A15 A

Engine	Information	S10	T10	T20 - T23	T22 - T25
All engines				7.1312 T20	7.1314 T22

				ENGINE
sDrive 18 i	Petrol	110	01/10-06/15	N46 B20 B, N46 B20 C

Engine	Information	S10	T10	T20 - T23	T22 - T25
All engines	COL:brown, spanner size 24, switch press. 0.2/0.5 bar, thread M12x1.5	7.0071			
All engines	spanner size 21, thread M12x1.5		7.6131		
All engines	COL:blue, Conn. nr. 4			7.1215 T20	
All engines					7.1314 T22

				ENGINE
sDrive 18 i [CHN]	Petrol	135	01/13->	N20 B20 C

Engine	Information	S10	T10	T20 - T23	T22 - T25
All engines			7.6131	7.1215 T20	

S10 OIL PRESSURE WARNING LIGHT SWITCH	T10 REVERSING LIGHT SWITCH	T20 BRAKE LIGHT SWITCH
T22 SWITCH CLUTCH CONTROL (CRUISE CONTROL)	T23 SWITCH BRAKE ACTUATION (ENGINE TIMING)	T25 SWITCH CLUTCH CONTROL (ENGINE CONTROL)

FUNCTIONS ON THE VEHICLE

Vehicle	alim.	kW	Date	Engine	 S10	 T10	 T20 - T23	 T22 - T25
---------	-------	----	------	--------	---	---	--	---

ENGINE				
sDrive 20 d	Diesel	120	03/10->	B47 C20 A, N47 D20 C

Engine	Information	S10	T10	T20 - T23	T22 - T25
Eng. N47 D20 C	COL:brown, spanner size 24, switch press. 0.2/0.5 bar, thread M12x1.5	7.0071			
Eng. N47 D20 C	spanner size 21, thread M12x1.5		7.6131		
Eng. N47 D20 C	COL:blue, Conn. nr. 4			7.1215 T20	
Eng. B47 C20 A				7.1312 T20	
Eng. N47 D20 C					7.1314 T22

ENGINE				
sDrive 20 d	Diesel	130	10/09-06/15	N47 D20 C

Engine	Information	S10	T10	T20 - T23	T22 - T25
All engines	COL:brown, spanner size 24, switch press. 0.2/0.5 bar, thread M12x1.5	7.0071			
All engines	spanner size 21, thread M12x1.5		7.6131		
All engines	COL:blue, Conn. nr. 4			7.1215 T20	
All engines					7.1314 T22

ENGINE				
sDrive 20 d	Diesel	135	07/12-06/15	N47 D20 C

Engine	Information	S10	T10	T20 - T23	T22 - T25
All engines	COL:brown, spanner size 24, switch press. 0.2/0.5 bar, thread M12x1.5	7.0071			
All engines	spanner size 21, thread M12x1.5		7.6131		
All engines	COL:blue, Conn. nr. 4			7.1215 T20	
All engines					7.1314 T22

ENGINE				
sDrive 20 d	Diesel	140	01/15->	B47 C20 A, B47 C20 B

Engine	Information	S10	T10	T20 - T23	T22 - T25
All engines				7.1312 T20	7.1314 T22

ENGINE				
sDrive 20 i	Petrol	135	09/11-06/15	N20 B20 A

Engine	Information	S10	T10	T20 - T23	T22 - T25
All engines	spanner size 21, thread M12x1.5		7.6131		
All engines	COL:blue, Conn. nr. 4			7.1215 T20	
All engines					7.1314 T25

ENGINE				
sDrive 20 i	Petrol	141	11/14->	B48 A20 A

Engine	Information	S10	T10	T20 - T23	T22 - T25
All engines				7.1312 T20	

ENGINE				
sDrive 28 i [USA]	Petrol	180	01/09->	N20 B20 A

Engine	Information	S10	T10	T20 - T23	T22 - T25
All engines				7.1215 T20	7.1314 T22

ENGINE				
xDrive 18 d	Diesel	100	03/09->	B47 C20 A, N47 D20 C

Engine	Information	S10	T10	T20 - T23	T22 - T25
Eng. N47 D20 C	COL:brown, spanner size 24, switch press. 0.2/0.5 bar, thread M12x1.5	7.0071			
Eng. N47 D20 C	spanner size 21, thread M12x1.5		7.6131		
Eng. N47 D20 C	COL:blue, Conn. nr. 4			7.1215 T20	
Eng. B47 C20 A				7.1312 T20	
All engines					7.1314 T22

ENGINE				
xDrive 18 d	Diesel	105	10/09-06/15	N47 D20 C

Engine	Information	S10	T10	T20 - T23	T22 - T25
All engines	COL:brown, spanner size 24, switch press. 0.2/0.5 bar, thread M12x1.5	7.0071			
All engines	spanner size 21, thread M12x1.5		7.6131		
All engines	COL:blue, Conn. nr. 4			7.1215 T20	
All engines					7.1314 T25

ENGINE				
xDrive 18 d	Diesel	110	11/14->	B47 C20 A, B47 C20 B

Engine	Information	S10	T10	T20 - T23	T22 - T25
All engines				7.1312 T20	7.1314 T22

S10 OIL PRESSURE WARNING LIGHT SWITCH	T10 REVERSING LIGHT SWITCH	T20 BRAKE LIGHT SWITCH
T22 SWITCH CLUTCH CONTROL (CRUISE CONTROL)	T23 SWITCH BRAKE ACTUATION (ENGINE TIMING)	T25 SWITCH CLUTCH CONTROL (ENGINE CONTROL)

FUNCTIONS ON THE VEHICLE

Vehicle	alim.	kW	Date	Engine	 S10	 T10	 T20 - T23	 T22 - T25
---------	-------	----	------	--------	---	---	--	---

ENGINE				
xDrive 20 d	Diesel	120	03/10->	B47 C20 A, N47 D20 C

Engine	Information	S10	T10	T20 - T23	T22 - T25
Eng. N47 D20 C	COL:brown, spanner size 24, switch press. 0.2/0.5 bar, thread M12x1.5	7.0071			
Eng. N47 D20 C	spanner size 21, thread M12x1.5		7.6131		
Eng. N47 D20 C	COL:blue, Conn. nr. 4			7.1215 T20	
Eng. B47 C20 A				7.1312 T20	
All engines					7.1314 T22

ENGINE				
xDrive 20 d	Diesel	130	10/09-06/15	N47 D20 C

Engine	Information	S10	T10	T20 - T23	T22 - T25
All engines	COL:brown, spanner size 24, switch press. 0.2/0.5 bar, thread M12x1.5	7.0071			
All engines	spanner size 21, thread M12x1.5		7.6131		
All engines	COL:blue, Conn. nr. 4			7.1215 T20	
All engines					7.1314 T22

ENGINE				
xDrive 20 d	Diesel	135	07/12-06/15	N47 D20 C

Engine	Information	S10	T10	T20 - T23	T22 - T25
All engines	COL:brown, spanner size 24, switch press. 0.2/0.5 bar, thread M12x1.5	7.0071			
All engines	spanner size 21, thread M12x1.5		7.6131		
All engines	COL:blue, Conn. nr. 4			7.1215 T20	
All engines					7.1314 T22

ENGINE				
xDrive 20 d	Diesel	140	11/14->	B47 C20 A, B47 C20 B

Engine	Information	S10	T10	T20 - T23	T22 - T25
All engines				7.1312 T20	7.1314 T22

ENGINE				
xDrive 20 i	Petrol	135	09/11-06/15	N20 B20 A

Engine	Information	S10	T10	T20 - T23	T22 - T25
All engines	spanner size 21, thread M12x1.5		7.6131		
All engines	COL:blue, Conn. nr. 4			7.1215 T20	
All engines					7.1314 T25

ENGINE				
xDrive 20 i	Petrol	141	11/14->	B48 A20 B

Engine	Information	S10	T10	T20 - T23	T22 - T25
All engines				7.1312 T20	

ENGINE				
xDrive 23 d	Diesel	150	10/09-06/15	N47 D20 C, N47 D20 D, N47S D20 D

Engine	Information	S10	T10	T20 - T23	T22 - T25
All engines	COL:brown, spanner size 24, switch press. 0.2/0.5 bar, thread M12x1.5	7.0071			
All engines	spanner size 21, thread M12x1.5		7.6131		
All engines	COL:blue, Conn. nr. 4			7.1215 T20	
All engines					7.1314 T22

ENGINE				
xDrive 25 d	Diesel	160	10/09-06/15	N47 D20 D

Engine	Information	S10	T10	T20 - T23	T22 - T25
All engines	COL:brown, spanner size 24, switch press. 0.2/0.5 bar, thread M12x1.5	7.0071			
All engines	spanner size 21, thread M12x1.5		7.6131		
All engines	COL:blue, Conn. nr. 4			7.1215 T20	
All engines					7.1314 T22





ENGINE				
xDrive 25 d	Diesel	170	11/14->	B47 C20 B

Engine	Information	S10	T10	T20 - T23	T22 - T25
All engines				7.1312 T20	

ENGINE				
xDrive 25 i	Petrol	160	01/10-06/15	N52 B30 A


Engine	Information	S10	T10	T20 - T23	T22 - T25
All engines	COL:brown, spanner size 24, switch press. 0.2/0.5 bar, thread M12x1.5	7.0071			
All engines	COL:blue, Conn. nr. 4			7.1215 T20	

S10 OIL PRESSURE WARNING LIGHT SWITCH	T10 REVERSING LIGHT SWITCH	T20 BRAKE LIGHT SWITCH
T22 SWITCH CLUTCH CONTROL (CRUISE CONTROL)	T23 SWITCH BRAKE ACTUATION (ENGINE TIMING)	T25 SWITCH CLUTCH CONTROL (ENGINE CONTROL)

				FUNCTIONS ON THE VEHICLE				
Vehicle	alim.	kW	Date	Engine	 S10	 T10	 T20 - T23	 T22 - T25
ENGINE								
xDrive 25 i	Petrol	160	01/10-06/15	N52 B30 A				
Engine	Information				S10	T10	T20 - T23	T22 - T25
All engines							7.1314	T22
ENGINE								
xDrive 25 i	Petrol	170	11/14->	B48 A20 B				
Engine	Information				S10	T10	T20 - T23	T22 - T25
All engines							7.1312	T20
ENGINE								
xDrive 28 i	Petrol	180	04/11-06/15	N20 B20 A				
Engine	Information				S10	T10	T20 - T23	T22 - T25
All engines	spanner size 21, thread M12x1.5					7.6131		
All engines	COL:blue, Conn. nr. 4						7.1215	T20
All engines							7.1314	T22
ENGINE								
xDrive 28 i	Petrol	190	10/09-06/15	N52 B30 A				
Engine	Information				S10	T10	T20 - T23	T22 - T25
All engines	COL:brown, spanner size 24, switch press. 0.2/0.5 bar, thread M12x1.5				7.0071			
All engines	COL:blue, Conn. nr. 4						7.1215	T20
All engines							7.1314	T22
ENGINE								
xDrive 28 i Flex	Petrol/ Ethanol	180	04/11-06/15	N20 B20 A				
Engine	Information				S10	T10	T20 - T23	T22 - T25
All engines	spanner size 21, thread M12x1.5					7.6131		
All engines	COL:blue, Conn. nr. 4						7.1215	T20
All engines							7.1314	T22
ENGINE								
xDrive 35i	Petrol	225	01/11->	N55 B30 A				
Engine	Information				S10	T10	T20 - T23	T22 - T25
All engines							7.1215	T20
							7.1314	T22
X2								
ENGINE								
sDrive 18 d	Diesel	110	03/18->	B47 C20 A, B47 C20 B				
Engine	Information				S10	T10	T20 - T23	T22 - T25
All engines							7.1312	T20
							7.1314	T22
ENGINE								
sDrive 18 i	Petrol	100	03/18->	B38 A15 A				
Engine	Information				S10	T10	T20 - T23	T22 - T25
All engines							7.1312	T20
							7.1314	T22
ENGINE								
sDrive 18 i	Petrol	103	03/18->	B38 A15 A				
Engine	Information				S10	T10	T20 - T23	T22 - T25
All engines							7.1312	T20
							7.1314	T22
ENGINE								
sDrive 20 i	Petrol	141	11/17->	B48 A20 A				
Engine	Information				S10	T10	T20 - T23	T22 - T25
All engines							7.1312	T20
ENGINE								
X2 sDrive 18d [ExtraEU]	Diesel	100	03/18->	B47 C20 A, B47 C20 B				
Engine	Information				S10	T10	T20 - T23	T22 - T25
All engines							7.1312	T20
							7.1314	T22
ENGINE								
X2 xDrive 18d [ExtraEU]	Diesel	100	03/18->	B47 C20 B				
Engine	Information				S10	T10	T20 - T23	T22 - T25
All engines							7.1312	T20
							7.1314	T22
ENGINE								
xDrive 18 d	Diesel	110	03/18->	B47 C20 B				
Engine	Information				S10	T10	T20 - T23	T22 - T25
All engines							7.1312	T20
							7.1314	T22

S10	OIL PRESSURE WARNING LIGHT SWITCH	T10	REVERSING LIGHT SWITCH	T20	BRAKE LIGHT SWITCH
T22	SWITCH CLUTCH CONTROL (CRUISE CONTROL)	T23	SWITCH BRAKE ACTUATION (ENGINE TIMING)	T25	SWITCH CLUTCH CONTROL (ENGINE CONTROL)

FUNCTIONS ON THE VEHICLE

Vehicle	alim.	kW	Date	Engine	 S10	 T10	 T20 - T23	 T22 - T25
---------	-------	----	------	--------	---	---	--	---

				ENGINE
xDrive 20 d	Diesel	120	11/17->	B47 C20 A

Engine	Information	S10	T10	T20 - T23	T22 - T25
All engines				7.1312 T20	

				ENGINE
xDrive 20 d	Diesel	140	11/17->	B47 C20 A

Engine	Information	S10	T10	T20 - T23	T22 - T25
All engines				7.1312 T20	

				ENGINE
xDrive 20 i	Petrol	141	03/18->	B48 A20 A

Engine	Information	S10	T10	T20 - T23	T22 - T25
All engines				7.1312 T20	

				ENGINE
xDrive 25 d	Diesel	170	11/17->	B47 C20 B

Engine	Information	S10	T10	T20 - T23	T22 - T25
All engines				7.1312 T20	

				ENGINE
X3 I				

				ENGINE
2.0 d	Diesel	110	11/03-08/07	M47 D20 (204D4), M47D204D4, M47N2D204D4

Engine	Information	S10	T10	T20 - T23	T22 - T25
All engines	COL:brown, spanner size 24, switch press. 0.2/0.5 bar, thread M12x1.5	7.0071			
All engines	spanner size 21, thread M12x1.5		7.6131		
All engines	COL:blue, Conn. nr. 4			7.1215 T20	
All engines					7.1314 T22

				ENGINE
2.0 d	Diesel	130	03/07-03/09	N47 D20 A, N47 D20 C

Engine	Information	S10	T10	T20 - T23	T22 - T25
All engines	COL:brown, spanner size 24, switch press. 0.2/0.5 bar, thread M12x1.5	7.0071			
All engines	spanner size 21, thread M12x1.5		7.6131		
All engines	COL:blue, Conn. nr. 4			7.1215 T20	
All engines					7.1314 T22

				ENGINE
2.0 i	Petrol	110	07/05-08/08	N46 B20 B

Engine	Information	S10	T10	T20 - T23	T22 - T25
All engines	COL:brown, spanner size 24, switch press. 0.2/0.5 bar, thread M12x1.5	7.0071			
All engines	spanner size 21, thread M12x1.5		7.6131		
All engines	COL:blue, Conn. nr. 4			7.1215 T20	
All engines					7.1314 T22

				ENGINE
2.5 i	Petrol	141	01/04-08/06	M54 B25 (256S5), M54B256S5

Engine	Information	S10	T10	T20 - T23	T22 - T25
All engines	COL:brown, spanner size 24, switch press. 0.2/0.5 bar, thread M12x1.5	7.0071			
All engines	spanner size 21, thread M12x1.5		7.6131		
All engines	COL:blue, Conn. nr. 4			7.1215 T20	
All engines					7.1314 T22

				ENGINE
2.5 si	Petrol	160	08/06-08/08	N52 B25 A, N52 B25 AF, N52 B25 BF





Engine	Information	S10	T10	T20 - T23	T22 - T25
All engines	COL:brown, spanner size 24, switch press. 0.2/0.5 bar, thread M12x1.5	7.0071			
All engines	spanner size 21, thread M12x1.5		7.6131		
All engines	COL:blue, Conn. nr. 4			7.1215 T20	
All engines					7.1314 T22

				ENGINE
2.5 si xDrive	Petrol	155	08/06-08/08	N52 B25 A, N52 B25 AF, N52 B25 BF

Engine	Information	S10	T10	T20 - T23	T22 - T25
All engines	COL:brown, spanner size 24, switch press. 0.2/0.5 bar, thread M12x1.5	7.0071			


S10 OIL PRESSURE WARNING LIGHT SWITCH	T10 REVERSING LIGHT SWITCH	T20 BRAKE LIGHT SWITCH
T22 SWITCH CLUTCH CONTROL (CRUISE CONTROL)	T23 SWITCH BRAKE ACTUATION (ENGINE TIMING)	T25 SWITCH CLUTCH CONTROL (ENGINE CONTROL)

FUNCTIONS ON THE VEHICLE

Vehicle	alim.	kW	Date	Engine	 S10	 T10	 T20 - T23	 T22 - T25
ENGINE								
2.5 si xDrive	Petrol	155	08/06-08/08	N52 B25 A, N52 B25 AF, N52 B25 BF				
Engine	Information			S10	T10	T20 - T23	T22 - T25	
All engines	COL:brown, spanner size 21, thread M12x1.5			7.0071	7.6131			
All engines	COL:blue, Conn. nr. 4					7.1215	T20	
All engines								7.1314 T22
ENGINE								
3.0 d	Diesel	150	01/04-08/05	M57 D30 (306D2), M57D306D2				
Engine	Information			S10	T10	T20 - T23	T22 - T25	
All engines	COL:brown, spanner size 24, switch press. 0.2/0.5 bar, thread M12x1.5			7.0071				
All engines	spanner size 21, thread M12x1.5				7.6131			
All engines	COL:blue, Conn. nr. 4					7.1215	T20	
All engines	+cruise control							7.1314 T22
ENGINE								
3.0 d	Diesel	155	09/05-08/08	M57 D30 (306D3), M57B306D3				
Engine	Information			S10	T10	T20 - T23	T22 - T25	
All engines	COL:brown, spanner size 24, switch press. 0.2/0.5 bar, thread M12x1.5			7.0071				
All engines	spanner size 21, thread M12x1.5				7.6131			
All engines	COL:blue, Conn. nr. 4					7.1215	T20	
All engines	+cruise control							7.1314 T22
ENGINE								
3.0 d	Diesel	160	09/05-08/08	M57 D30 (306D3), M57D306D3				
Engine	Information			S10	T10	T20 - T23	T22 - T25	
All engines	COL:brown, spanner size 24, switch press. 0.2/0.5 bar, thread M12x1.5			7.0071				
All engines	spanner size 21, thread M12x1.5				7.6131			
All engines	COL:blue, Conn. nr. 4					7.1215	T20	
All engines	+cruise control							7.1314 T22
ENGINE								
3.0 i xDrive	Petrol	170	01/04-08/06	M54 B30 (306S3), M54B306S3				
Engine	Information			S10	T10	T20 - T23	T22 - T25	
All engines	COL:brown, spanner size 24, switch press. 0.2/0.5 bar, thread M12x1.5			7.0071				
All engines	spanner size 21, thread M12x1.5				7.6131			
All engines	COL:blue, Conn. nr. 4					7.1215	T20	
All engines								7.1314 T22
ENGINE								
3.0 sd	Diesel	210	09/06-08/08	M57 D30 (306D5), M57D306D5				
Engine	Information			S10	T10	T20 - T23	T22 - T25	
All engines	COL:brown, spanner size 24, switch press. 0.2/0.5 bar, thread M12x1.5			7.0071				
All engines	COL:blue, Conn. nr. 4					7.1215	T20	
Eng. M57 D30 (306D5)								7.1314 T22
ENGINE								
3.0 si	Petrol	194	09/06-08/08	N52 B30 A				
Engine	Information			S10	T10	T20 - T23	T22 - T25	
All engines	no specific info conc. application available			7.0071				
All engines					7.6131	7.1215	T20	7.1314 T22
ENGINE								
3.0 si	Petrol	200	09/06-08/08	N52 B30 A, N52 B30 B, N52 B30 BF				
Engine	Information			S10	T10	T20 - T23	T22 - T25	
All engines	COL:brown, LHD, spanner size 24, switch press. 0.2/0.5 bar, thread M12x1.5			7.0071				
All engines	spanner size 21, thread M12x1.5				7.6131			
All engines	COL:blue, Conn. nr. 4					7.1215	T20	
All engines								7.1314 T22

S10	OIL PRESSURE WARNING LIGHT SWITCH	T10	REVERSING LIGHT SWITCH	T20	BRAKE LIGHT SWITCH
T22	SWITCH CLUTCH CONTROL (CRUISE CONTROL)	T23	SWITCH BRAKE ACTUATION (ENGINE TIMING)	T25	SWITCH CLUTCH CONTROL (ENGINE CONTROL)

FUNCTIONS ON THE VEHICLE

Vehicle	alim.	kW	Date	Engine	 S10	 T10	 T20 - T23	 T22 - T25
---------	-------	----	------	--------	---	---	--	---

				ENGINE
xDrive 18 d	Diesel	100	04/09-12/11	N47 D20 C

Engine	Information	S10	T10	T20 - T23	T22 - T25
All engines	COL:brown, spanner size 24, switch press. 0.2/0.5 bar, thread M12x1.5	7.0071			
All engines	spanner size 21, thread M12x1.5		7.6131		
All engines	COL:blue, Conn. nr. 4			7.1215 T20	
All engines					7.1314 T22

				ENGINE
xDrive 18 d	Diesel	105	09/08-12/11	N47 D20 C

Engine	Information	S10	T10	T20 - T23	T22 - T25
All engines	COL:brown, spanner size 24, switch press. 0.2/0.5 bar, thread M12x1.5	7.0071			
All engines	spanner size 21, thread M12x1.5		7.6131		
All engines	COL:blue, Conn. nr. 4			7.1215 T20	
All engines					7.1314 T22

				ENGINE
xDrive 2.5si	Petrol	160	09/06->	N52 B25 BF, N52B25B

Engine	Information	S10	T10	T20 - T23	T22 - T25
All engines	no specific info conc. application available	7.0071			
All engines			7.6131	7.1215 T20	7.1314 T22

				ENGINE
xDrive 20 d	Diesel	120	09/07-08/10	N47 D20 C

Engine	Information	S10	T10	T20 - T23	T22 - T25
All engines	COL:brown, spanner size 24, switch press. 0.2/0.5 bar, thread M12x1.5	7.0071			
All engines	spanner size 21, thread M12x1.5		7.6131		
All engines	COL:blue, Conn. nr. 4			7.1215 T20	
All engines					7.1314 T22

				ENGINE
xDrive 20 d	Diesel	130	09/07-08/10	N47 D20 C

Engine	Information	S10	T10	T20 - T23	T22 - T25
All engines	COL:brown, spanner size 24, switch press. 0.2/0.5 bar, thread M12x1.5	7.0071			
All engines	spanner size 21, thread M12x1.5		7.6131		
All engines	COL:blue, Conn. nr. 4			7.1215 T20	
All engines					7.1314 T22

				ENGINE
xDrive 20 i	Petrol	110	09/08-08/11	N46 B20 B

Engine	Information	S10	T10	T20 - T23	T22 - T25
All engines	COL:brown, spanner size 24, switch press. 0.2/0.5 bar, thread M12x1.5	7.0071			
All engines	spanner size 21, thread M12x1.5		7.6131		
All engines	COL:blue, Conn. nr. 4			7.1215 T20	
All engines					7.1314 T22

				ENGINE
xDrive 25 i	Petrol	155	09/08-08/10	N52 B25 A, N52 B25 AF, N52 B25 BF

Engine	Information	S10	T10	T20 - T23	T22 - T25
All engines	COL:brown, spanner size 24, switch press. 0.2/0.5 bar, thread M12x1.5	7.0071			
All engines	spanner size 21, thread M12x1.5		7.6131		
All engines	COL:blue, Conn. nr. 4			7.1215 T20	
All engines					7.1314 T22

				ENGINE
xDrive 25 i	Petrol	160	09/08-08/10	N52 B25 A, N52 B25 AF, N52 B25 BF





Engine	Information	S10	T10	T20 - T23	T22 - T25
All engines	COL:brown, spanner size 24, switch press. 0.2/0.5 bar, thread M12x1.5	7.0071			
All engines	spanner size 21, thread M12x1.5		7.6131		
All engines	COL:blue, Conn. nr. 4			7.1215 T20	
All engines					7.1314 T22

				ENGINE
xDrive 3.0si	Petrol	200	09/06->	N52 B30 B, N52 B30 BF

Engine	Information	S10	T10	T20 - T23	T22 - T25
All engines	no specific info conc. application available	7.0071			

S10	OIL PRESSURE WARNING LIGHT SWITCH	T10	REVERSING LIGHT SWITCH	T20	BRAKE LIGHT SWITCH
T22	SWITCH CLUTCH CONTROL (CRUISE CONTROL)	T23	SWITCH BRAKE ACTUATION (ENGINE TIMING)	T25	SWITCH CLUTCH CONTROL (ENGINE CONTROL)

FUNCTIONS ON THE VEHICLE

Vehicle	alim.	kW	Date	Engine	 S10	 T10	 T20 - T23	 T22 - T25
ENGINE								
xDrive 3.0si	Petrol	200	09/06->	N52 B30 B, N52 B30 BF				
Engine	Information				S10	T10	T20 - T23	T22 - T25
All engines						7.6131	7.1215 T20	7.1314 T22
ENGINE								
xDrive 30 d	Diesel	155	09/08-08/10	M57 D30 (306D3), M57D306D3				
Engine	Information				S10	T10	T20 - T23	T22 - T25
All engines	COL:brown, spanner size 24, switch press. 0.2/0.5 bar, thread M12x1.5				7.0071			
All engines	spanner size 21, thread M12x1.5					7.6131		
All engines	COL:blue, Conn. nr. 4						7.1215 T20	
All engines								7.1314 T22
ENGINE								
xDrive 30 d	Diesel	160	09/08-08/10	M57 D30 (306D3), M57D306D3				
Engine	Information				S10	T10	T20 - T23	T22 - T25
All engines	COL:brown, spanner size 24, switch press. 0.2/0.5 bar, thread M12x1.5				7.0071			
All engines	spanner size 21, thread M12x1.5					7.6131		
All engines	COL:blue, Conn. nr. 4						7.1215 T20	
All engines								7.1314 T22
ENGINE								
xDrive 30 i	Petrol	200	09/08-12/11	N52 B30 A, N52 B30 B, N52 B30 BF				
Engine	Information				S10	T10	T20 - T23	T22 - T25
All engines	COL:brown, LHD, spanner size 24, switch press. 0.2/0.5 bar, thread M12x1.5				7.0071			
All engines	spanner size 21, thread M12x1.5					7.6131		
All engines	COL:blue, Conn. nr. 4						7.1215 T20	
All engines								7.1314 T22
ENGINE								
xDrive 35 d	Diesel	210	09/08-08/11	M57D306D5				
Engine	Information				S10	T10	T20 - T23	T22 - T25
All engines	COL:brown, spanner size 24, switch press. 0.2/0.5 bar, thread M12x1.5				7.0071			
All engines	COL:blue, Conn. nr. 4						7.1215 T20	
X3 II								
ENGINE								
sDrive 18 d	Diesel	100	08/11->	N47 D20 C				
Engine	Information				S10	T10	T20 - T23	T22 - T25
All engines	COL:brown, spanner size 24, switch press. 0.2/0.5 bar, thread M12x1.5				7.0071			
All engines	spanner size 21, thread M12x1.5					7.6131		
All engines	COL:blue, Conn. nr. 4						7.1215 T20	
All engines								7.1314 T22
ENGINE								
sDrive 18 d	Diesel	105	08/11->	N47 D20 C				
Engine	Information				S10	T10	T20 - T23	T22 - T25
All engines	COL:brown, spanner size 24, switch press. 0.2/0.5 bar, thread M12x1.5				7.0071			
All engines	spanner size 21, thread M12x1.5					7.6131		
All engines	COL:blue, Conn. nr. 4						7.1215 T20	
All engines								7.1314 T22
ENGINE								
sDrive 18 d	Diesel	110	02/14->	B47 D20 A				
Engine	Information				S10	T10	T20 - T23	T22 - T25
All engines	COL:blue, Conn. nr. 4						7.1215 T20	
All engines								7.1314 T22
ENGINE								
sDrive 20 i	Petrol	125	04/14-08/17	N20 B16 A				
Engine	Information				S10	T10	T20 - T23	T22 - T25
All engines	COL:blue, Conn. nr. 4						7.1215 T20	
All engines								7.1314 T22

S10	OIL PRESSURE WARNING LIGHT SWITCH	T10	REVERSING LIGHT SWITCH	T20	BRAKE LIGHT SWITCH
T22	SWITCH CLUTCH CONTROL (CRUISE CONTROL)	T23	SWITCH BRAKE ACTUATION (ENGINE TIMING)	T25	SWITCH CLUTCH CONTROL (ENGINE CONTROL)

FUNCTIONS ON THE VEHICLE

Vehicle	alim.	kW	Date	Engine	 S10	 T10	 T20 - T23	 T22 - T25
---------	-------	----	------	--------	---	---	--	---

ENGINE				
sDrive 20 i	Petrol	135	02/14->	N20 B20 A

Engine	Information	S10	T10	T20 - T23	T22 - T25
All engines	COL:blue, Conn. nr. 4			7.1215 T20	
All engines					7.1314 T22

ENGINE				
sDrive 28 i [USA]	Petrol	135	01/13->	N20 B20 A

Engine	Information	S10	T10	T20 - T23	T22 - T25
All engines				7.1215 T20	7.1314 T22

ENGINE				
xDrive 20 d	Diesel	120	09/10->	N47 D20 C

Engine	Information	S10	T10	T20 - T23	T22 - T25
All engines	COL:brown, spanner size 24, switch press. 0.2/0.5 bar, thread M12x1.5	7.0071			
All engines	spanner size 21, thread M12x1.5		7.6131		
All engines	COL:blue, Conn. nr. 4			7.1215 T20	
All engines					7.1314 T22

ENGINE				
xDrive 20 d	Diesel	135	09/10->	N47 D20 C

Engine	Information	S10	T10	T20 - T23	T22 - T25
All engines	COL:brown, spanner size 24, switch press. 0.2/0.5 bar, thread M12x1.5	7.0071			
All engines	spanner size 21, thread M12x1.5		7.6131		
All engines	COL:blue, Conn. nr. 4			7.1215 T20	
All engines					7.1314 T22

ENGINE				
xDrive 20 d	Diesel	140	02/14->	B47 D20 A

Engine	Information	S10	T10	T20 - T23	T22 - T25
All engines	COL:blue, Conn. nr. 4			7.1215 T20	
All engines					7.1314 T22

ENGINE				
xDrive 20 i	Petrol	135	09/11->	N20 B20 A

Engine	Information	S10	T10	T20 - T23	T22 - T25
All engines	spanner size 21, thread M12x1.5		7.6131		
All engines	COL:blue, Conn. nr. 4			7.1215 T20	
All engines					7.1314 T25

ENGINE				
xDrive 28 d	Diesel	134	09/14->	N47 D20 C

Engine	Information	S10	T10	T20 - T23	T22 - T25
All engines		7.0071		7.1215 T20	7.1314 T22

ENGINE				
xDrive 28 i	Petrol	180	08/11->	N20 B20 A

Engine	Information	S10	T10	T20 - T23	T22 - T25
All engines			7.6131		7.1314 T22
All engines	COL:blue, Conn. nr. 4			7.1215 T20	

ENGINE				
xDrive 28 i	Petrol	190	04/11->	N52 B30 A, N52 B30 AF, N52 B30 BF

Engine	Information	S10	T10	T20 - T23	T22 - T25
All engines	COL:blue, Conn. nr. 4			7.1215 T20	
Eng. N52 B30 A					7.1314 T22

ENGINE				
xDrive 30 d	Diesel	155	05/11->	N57 D30 A



Engine	Information	S10	T10	T20 - T23	T22 - T25
All engines	COL:brown, spanner size 24, switch press. 0.2/0.5 bar, thread M12x1.5	7.0071			
All engines	COL:blue, Conn. nr. 4			7.1215 T20	
All engines					7.1314 T22

ENGINE				
xDrive 30 d	Diesel	183	04/15->	N57 D30 A

Engine	Information	S10	T10	T20 - T23	T22 - T25
All engines	COL:brown, spanner size 24, switch press. 0.2/0.5 bar, thread M12x1.5	7.0071			
All engines	COL:blue, Conn. nr. 4			7.1215 T20	

S10 OIL PRESSURE WARNING LIGHT SWITCH	T10 REVERSING LIGHT SWITCH	T20 BRAKE LIGHT SWITCH
T22 SWITCH CLUTCH CONTROL (CRUISE CONTROL)	T23 SWITCH BRAKE ACTUATION (ENGINE TIMING)	T25 SWITCH CLUTCH CONTROL (ENGINE CONTROL)

FUNCTIONS ON THE VEHICLE

Vehicle	alim.	kW	Date	Engine	 S10	 T10	 T20 - T23	 T22 - T25
---------	-------	----	------	--------	---	---	--	---

				ENGINE
xDrive 30 d	Diesel	183	04/15->	N57 D30 A

Engine	Information	S10	T10	T20 - T23	T22 - T25
All engines					7.1314 T22

				ENGINE
xDrive 30 d	Diesel	190	05/11->	N57 D30 A

Engine	Information	S10	T10	T20 - T23	T22 - T25
All engines	COL:brown, spanner size 24, switch press. 0.2/0.5 bar, thread M12x1.5	7.0071			
All engines	COL:blue, Conn. nr. 4			7.1215 T20	
All engines					7.1314 T22

				ENGINE
xDrive 30 d	Diesel	204	06/16->	N57 D30 A

Engine	Information	S10	T10	T20 - T23	T22 - T25
All engines	COL:brown, spanner size 24, switch press. 0.2/0.5 bar, thread M12x1.5	7.0071			
All engines	COL:blue, Conn. nr. 4			7.1215 T20	
All engines					7.1314 T22

				ENGINE
xDrive 30 d	Diesel	210	04/14->	N57 D30 A

Engine	Information	S10	T10	T20 - T23	T22 - T25
All engines	COL:brown, spanner size 24, switch press. 0.2/0.5 bar, thread M12x1.5	7.0071			
All engines	COL:blue, Conn. nr. 4			7.1215 T20	

				ENGINE
xDrive 35 d	Diesel	230	09/11->	N57 D30 B

Engine	Information	S10	T10	T20 - T23	T22 - T25
All engines	COL:brown, spanner size 24, switch press. 0.2/0.5 bar, thread M12x1.5	7.0071			
All engines	COL:blue, Conn. nr. 4			7.1215 T20	
All engines					7.1314 T22

				ENGINE
xDrive 35 i	Petrol	225	09/10->	N55 B30 A

Engine	Information	S10	T10	T20 - T23	T22 - T25
All engines	COL:blue, Conn. nr. 4			7.1215 T20	
All engines					7.1314 T22

X3 III

				ENGINE
sDrive 18 d	Diesel	100	04/18->	B47 D20 A

Engine	Information	S10	T10	T20 - T23	T22 - T25
All engines				7.1312 T20	

				ENGINE
sDrive 18 d	Diesel	110	04/18->	B47 D20 A

Engine	Information	S10	T10	T20 - T23	T22 - T25
All engines				7.1312 T20	

				ENGINE
sDrive 20 i	Petrol	135	12/17->	B48 B20 A

Engine	Information	S10	T10	T20 - T23	T22 - T25
All engines				7.1312 T20	

				ENGINE
sDrive 20 i 1.6	Petrol	125	12/17->	B48 B16 A

Engine	Information	S10	T10	T20 - T23	T22 - T25
All engines				7.1312 T20	

				ENGINE
xDrive 20 d	Diesel	120	10/17->	B47 D20 A





Engine	Information	S10	T10	T20 - T23	T22 - T25
All engines				7.1312 T20	

				ENGINE
xDrive 20 d	Diesel	140	10/17->	B47 D20 A

Engine	Information	S10	T10	T20 - T23	T22 - T25
All engines				7.1312 T20	





S10 OIL PRESSURE WARNING LIGHT SWITCH	T10 REVERSING LIGHT SWITCH	T20 BRAKE LIGHT SWITCH
T22 SWITCH CLUTCH CONTROL (CRUISE CONTROL)	T23 SWITCH BRAKE ACTUATION (ENGINE TIMING)	T25 SWITCH CLUTCH CONTROL (ENGINE CONTROL)

FUNCTIONS ON THE VEHICLE

Vehicle	alim.	kW	Date	Engine	 S10	 T10	 T20 - T23	 T22 - T25
ENGINE								
xDrive 20 i	Petrol	135	03/18->	B48 B20 A				
Engine	Information				S10	T10	T20 - T23	T22 - T25
All engines							7.1312 T20	
ENGINE								
xDrive 25 d	Diesel	155	04/18->	B47 D20 B				
Engine	Information				S10	T10	T20 - T23	T22 - T25
All engines							7.1312 T20	
ENGINE								
xDrive 25 d	Diesel	170	04/18->	B47 D20 B				
Engine	Information				S10	T10	T20 - T23	T22 - T25
All engines							7.1312 T20	
ENGINE								
xDrive 30 i	Petrol	185	12/17->	B48 B20 B				
Engine	Information				S10	T10	T20 - T23	T22 - T25
All engines							7.1312 T20	
ENGINE								
xDrive 30d	Diesel	183	07/17->	B57 D30 A				
Engine	Information				S10	T10	T20 - T23	T22 - T25
All engines							7.1312 T20	
ENGINE								
xDrive 30d	Diesel	195	07/17->	B57 D30 A				
Engine	Information				S10	T10	T20 - T23	T22 - T25
All engines							7.1312 T20	
ENGINE								
xDrive M40 d	Diesel	240	08/18->	B57 D30 B				
Engine	Information				S10	T10	T20 - T23	T22 - T25
All engines							7.1312 T20	
ENGINE								
xDrive M40 i	Petrol	260	09/18->	B58 B30 A				
Engine	Information				S10	T10	T20 - T23	T22 - T25
All engines							7.1312 T20	
ENGINE								
xDrive M40 i	Petrol	265	10/17-08/18	B58 B30 A				
Engine	Information				S10	T10	T20 - T23	T22 - T25
All engines							7.1312 T20	
X4								
ENGINE								
M 40 i	Petrol	265	12/15-03/18	N55 B30 A				
Engine	Information				S10	T10	T20 - T23	T22 - T25
All engines	COL:blue, Conn. nr. 4						7.1215 T20	
ENGINE								
M40 d xDrive	Diesel	240	04/18->	B57 D30 B				
Engine	Information				S10	T10	T20 - T23	T22 - T25
All engines							7.1312 T20	
ENGINE								
M40 i xDrive	Petrol	260	04/18->	B58 B30 A				
Engine	Information				S10	T10	T20 - T23	T22 - T25
All engines							7.1312 T20	
ENGINE								
xDrive 20 d	Diesel	120	04/14->	B47 D20 A				
Engine	Information				S10	T10	T20 - T23	T22 - T25
All engines	COL:blue, Conn. nr. 4						7.1215 T20	
All engines							7.1312 T20	
ENGINE								
xDrive 20 d	Diesel	140	04/14->	B47 D20 A				
Engine	Information				S10	T10	T20 - T23	T22 - T25
All engines	COL:blue, Conn. nr. 4						7.1215 T20	
All engines							7.1312 T20	

S10	OIL PRESSURE WARNING LIGHT SWITCH	T10	REVERSING LIGHT SWITCH	T20	BRAKE LIGHT SWITCH
T22	SWITCH CLUTCH CONTROL (CRUISE CONTROL)	T23	SWITCH BRAKE ACTUATION (ENGINE TIMING)	T25	SWITCH CLUTCH CONTROL (ENGINE CONTROL)

FUNCTIONS ON THE VEHICLE

Vehicle	alim.	kW	Date	Engine	 S10	 T10	 T20 - T23	 T22 - T25
ENGINE								
xDrive 20 i	Petrol	135	04/14->	B48 B20 A, N20 B20 A				
Engine	Information				S10	T10	T20 - T23	T22 - T25
Eng. N20 B20 A	COL:blue, Conn. nr. 4						7.1215 T20	
Eng. B48 B20 A							7.1312 T20	
ENGINE								
xDrive 25 d	Diesel	155	04/18->	B47 D20 B				
Engine	Information				S10	T10	T20 - T23	T22 - T25
All engines							7.1312 T20	
ENGINE								
xDrive 25 d	Diesel	170	04/18->	B47 D20 B				
Engine	Information				S10	T10	T20 - T23	T22 - T25
All engines							7.1312 T20	
ENGINE								
xDrive 28 i	Petrol	180	04/14-03/18	N20 B20 A				
Engine	Information				S10	T10	T20 - T23	T22 - T25
All engines	COL:blue, Conn. nr. 4						7.1215 T20	
ENGINE								
xDrive 30 d	Diesel	155	04/14-03/18	N57 D30 A				
Engine	Information				S10	T10	T20 - T23	T22 - T25
All engines	COL:brown, spanner size 24, switch press. 0.2/0.5 bar, thread M12x1.5			7.0071				
All engines	COL:blue, Conn. nr. 4						7.1215 T20	
ENGINE								
xDrive 30 d	Diesel	183	04/15->	B57 D30 A, N57 D30 A				
Engine	Information				S10	T10	T20 - T23	T22 - T25
Eng. N57 D30 A	COL:brown, spanner size 24, switch press. 0.2/0.5 bar, thread M12x1.5			7.0071				
Eng. N57 D30 A	COL:blue, Conn. nr. 4						7.1215 T20	
Eng. B57 D30 A							7.1312 T20	
ENGINE								
xDrive 30 d	Diesel	190	04/14-03/18	N57 D30 A				
Engine	Information				S10	T10	T20 - T23	T22 - T25
All engines	COL:brown, spanner size 24, switch press. 0.2/0.5 bar, thread M12x1.5			7.0071				
All engines	COL:blue, Conn. nr. 4						7.1215 T20	
ENGINE								
xDrive 30 d	Diesel	204	04/14-03/18	N57 D30 A				
Engine	Information				S10	T10	T20 - T23	T22 - T25
All engines	COL:brown, spanner size 24, switch press. 0.2/0.5 bar, thread M12x1.5			7.0071				
All engines	COL:blue, Conn. nr. 4						7.1215 T20	
ENGINE								
xDrive 30 d	Diesel	210	04/14-03/18	N57 D30 A				
Engine	Information				S10	T10	T20 - T23	T22 - T25
All engines	COL:brown, spanner size 24, switch press. 0.2/0.5 bar, thread M12x1.5			7.0071				
All engines	COL:blue, Conn. nr. 4						7.1215 T20	
ENGINE								
xDrive 30 i	Petrol	185	04/18->	B48 B20 B				
Engine	Information				S10	T10	T20 - T23	T22 - T25
All engines							7.1312 T20	
ENGINE								
xDrive 35 d	Diesel	230	04/14-03/18	N57 D30 B				
Engine	Information				S10	T10	T20 - T23	T22 - T25
All engines	COL:brown, spanner size 24, switch press. 0.2/0.5 bar, thread M12x1.5			7.0071				
All engines	COL:blue, Conn. nr. 4						7.1215 T20	
ENGINE								
xDrive 35 i	Petrol	225	04/14-03/18	N55 B30 A				
Engine	Information				S10	T10	T20 - T23	T22 - T25
All engines	COL:blue, Conn. nr. 4						7.1215 T20	

S10	OIL PRESSURE WARNING LIGHT SWITCH	T10	REVERSING LIGHT SWITCH	T20	BRAKE LIGHT SWITCH
T22	SWITCH CLUTCH CONTROL (CRUISE CONTROL)	T23	SWITCH BRAKE ACTUATION (ENGINE TIMING)	T25	SWITCH CLUTCH CONTROL (ENGINE CONTROL)

The present application list is a brief version. For the detailed information about the possibility of installation on a specific vehicle, please refer to our web-catalogue <http://catalogo.facet.eu/>

FUNCTIONS ON THE VEHICLE

Vehicle	alim.	kW	Date	Engine	 S10	 T10	 T20 - T23	 T22 - T25
---------	-------	----	------	--------	---	---	--	---

X5 I

				ENGINE
3.0 d	Diesel	135	05/01-12/03	M57 D30 (306D1), M57D306D1

Engine	Information	S10	T10	T20 - T23	T22 - T25
All engines	COL:brown, spanner size 24, switch press. 0.2/0.5 bar, thread M12x1.5	7.0071			
All engines	spanner size 21, thread M12x1.5		7.6131		
All engines	COL:blue, Conn. nr. 4			7.1215	T20
Eng. M57 D30 (306D1)	+cruise control				7.1314 T22

				ENGINE
3.0 d	Diesel	155	09/03-12/06	M57 D30 (306D2), M57D306D2

Engine	Information	S10	T10	T20 - T23	T22 - T25
All engines	COL:brown, spanner size 24, switch press. 0.2/0.5 bar, thread M12x1.5	7.0071			
All engines	spanner size 21, thread M12x1.5		7.6131		
All engines	COL:blue, Conn. nr. 4			7.1215	T20
All engines	+cruise control				7.1314 T22

				ENGINE
3.0 d	Diesel	160	12/03-12/06	M57 D30 (306D2), M57D306D2

Engine	Information	S10	T10	T20 - T23	T22 - T25
All engines	COL:brown, spanner size 24, switch press. 0.2/0.5 bar, thread M12x1.5	7.0071			
All engines	spanner size 21, thread M12x1.5		7.6131		
All engines	COL:blue, Conn. nr. 4			7.1215	T20
All engines	+cruise control				7.1314 T22

				ENGINE
3.0 i	Petrol	163	05/00-12/06	M54 B30 (306S3)

Engine	Information	S10	T10	T20 - T23	T22 - T25
All engines		7.0071	7.6131	7.1215	T20
All engines	+cruise control				7.1314 T22

				ENGINE
3.0 i	Petrol	170	05/00-12/06	M54 B30 (306S3), M54B306S3

Engine	Information	S10	T10	T20 - T23	T22 - T25
All engines	COL:brown, spanner size 24, switch press. 0.2/0.5 bar, thread M12x1.5	7.0071			
All engines	spanner size 21, thread M12x1.5		7.6131		
All engines	COL:blue, Conn. nr. 4			7.1215	T20
Eng. M54 B30 (306S3)	+cruise control				7.1314 T22

				ENGINE
4.4 i	Petrol	210	05/00-12/03	M62 B44 (448S2), M62B448S2

Engine	Information	S10	T10	T20 - T23	T22 - T25
All engines	COL:brown, spanner size 24, switch press. 0.2/0.5 bar, thread M12x1.5	7.0071			
All engines	COL:blue, Conn. nr. 4			7.1215	T20

				ENGINE
4.4 i	Petrol	235	12/03-09/06	N62 B44, N62 B44 A

Engine	Information	S10	T10	T20 - T23	T22 - T25
All engines	COL:brown, spanner size 24, switch press. 0.2/0.5 bar, thread M12x1.5	7.0071			
All engines	COL:blue, Conn. nr. 4			7.1215	T20

				ENGINE
4.6 is	Petrol	255	02/02-12/03	M62 B46 (468S1), M62B468S1

Engine	Information	S10	T10	T20 - T23	T22 - T25
All engines	COL:brown, spanner size 24, switch press. 0.2/0.5 bar, thread M12x1.5	7.0071			
All engines	COL:blue, Conn. nr. 4			7.1215	T20

				ENGINE
4.8 is	Petrol	265	04/04-09/06	N62 B48 A

Engine	Information	S10	T10	T20 - T23	T22 - T25
All engines	COL:brown, spanner size 24, switch press. 0.2/0.5 bar, thread M12x1.5	7.0071			
All engines	COL:blue, Conn. nr. 4			7.1215	T20

S10	OIL PRESSURE WARNING LIGHT SWITCH	T10	REVERSING LIGHT SWITCH	T20	BRAKE LIGHT SWITCH
T22	SWITCH CLUTCH CONTROL (CRUISE CONTROL)	T23	SWITCH BRAKE ACTUATION (ENGINE TIMING)	T25	SWITCH CLUTCH CONTROL (ENGINE CONTROL)

FUNCTIONS ON THE VEHICLE

Vehicle	alim.	kW	Date	Engine	 S10	 T10	 T20 - T23	 T22 - T25
---------	-------	----	------	--------	---	---	--	---

X5 II

3.0 d	Diesel	155	02/07-09/08	ENGINE M57 D30 (306D3), M57D306D3
-------	--------	-----	-------------	---

Engine	Information	S10	T10	T20 - T23	T22 - T25
All engines	COL:brown, spanner size 24, switch press. 0.2/0.5 bar, thread M12x1.5	7.0071			
All engines	COL:blue, Conn. nr. 4			7.1215 T20	

3.0 d	Diesel	173	02/07-09/08	ENGINE M57 D30 (306D3), M57D306D3
-------	--------	-----	-------------	---

Engine	Information	S10	T10	T20 - T23	T22 - T25
All engines	COL:brown, spanner size 24, switch press. 0.2/0.5 bar, thread M12x1.5	7.0071			
All engines	COL:blue, Conn. nr. 4			7.1215 T20	

3.0 sd	Diesel	210	10/07-03/10	ENGINE M57 D30 (306D5), M57D306D5
--------	--------	-----	-------------	---

Engine	Information	S10	T10	T20 - T23	T22 - T25
All engines	COL:brown, spanner size 24, switch press. 0.2/0.5 bar, thread M12x1.5	7.0071			
All engines	COL:blue, Conn. nr. 4			7.1215 T20	

3.0 si	Petrol	200	02/06-09/08	ENGINE N52 B30 A, N52 B30 B, N52 B30 BF
--------	--------	-----	-------------	---

Engine	Information	S10	T10	T20 - T23	T22 - T25
All engines	COL:brown, spanner size 24, switch press. 0.2/0.5 bar, thread M12x1.5	7.0071			
All engines	COL:blue, Conn. nr. 4			7.1215 T20	

4.8 i xDrive	Petrol	261	02/07-09/08	ENGINE N62 B48 B
--------------	--------	-----	-------------	---------------------

Engine	Information	S10	T10	T20 - T23	T22 - T25
All engines	COL:brown, spanner size 24, switch press. 0.2/0.5 bar, thread M12x1.5	7.0071			
All engines	COL:blue, Conn. nr. 4			7.1215 T20	

M	Petrol	408	09/09-06/13	ENGINE S63 B44 A
---	--------	-----	-------------	---------------------

Engine	Information	S10	T10	T20 - T23	T22 - T25
All engines	COL:brown, spanner size 24, switch press. 0.2/0.5 bar, thread M12x1.5	7.0071			
All engines	COL:blue, Conn. nr. 4			7.1215 T20	

M 50 d	Diesel	280	08/11-06/13	ENGINE N57 D30 C
--------	--------	-----	-------------	---------------------

Engine	Information	S10	T10	T20 - T23	T22 - T25
All engines	COL:brown, spanner size 24, switch press. 0.2/0.5 bar, thread M12x1.5	7.0071			
All engines	COL:blue, Conn. nr. 4			7.1215 T20	

xDrive 30 d	Diesel	155	10/08-07/13	ENGINE N57 D30 A
-------------	--------	-----	-------------	---------------------

Engine	Information	S10	T10	T20 - T23	T22 - T25
All engines	COL:brown, spanner size 24, switch press. 0.2/0.5 bar, thread M12x1.5	7.0071			
All engines	COL:blue, Conn. nr. 4			7.1215 T20	

xDrive 30 d	Diesel	173	10/08-03/10	ENGINE M57D306D3, N57 D30 A
-------------	--------	-----	-------------	--------------------------------

Engine	Information	S10	T10	T20 - T23	T22 - T25
All engines	COL:brown, spanner size 24, switch press. 0.2/0.5 bar, thread M12x1.5	7.0071			
All engines	COL:blue, Conn. nr. 4			7.1215 T20	

xDrive 30 d	Diesel	180	04/10-07/13	ENGINE N57 D30 A
-------------	--------	-----	-------------	---------------------





Engine	Information	S10	T10	T20 - T23	T22 - T25
All engines	COL:brown, spanner size 24, switch press. 0.2/0.5 bar, thread M12x1.5	7.0071			
All engines	COL:blue, Conn. nr. 4			7.1215 T20	

xDrive 30 i	Petrol	171	09/08-12/10	ENGINE N52 B30 A
-------------	--------	-----	-------------	---------------------

Engine	Information	S10	T10	T20 - T23	T22 - T25
All engines	no specific info conc. application available	7.0071			


S10	OIL PRESSURE WARNING LIGHT SWITCH	T10	REVERSING LIGHT SWITCH	T20	BRAKE LIGHT SWITCH
T22	SWITCH CLUTCH CONTROL (CRUISE CONTROL)	T23	SWITCH BRAKE ACTUATION (ENGINE TIMING)	T25	SWITCH CLUTCH CONTROL (ENGINE CONTROL)

FUNCTIONS ON THE VEHICLE

Vehicle	alim.	kW	Date	Engine	 S10	 T10	 T20 - T23	 T22 - T25
ENGINE								
xDrive 30 i	Petrol	171	09/08-12/10	N52 B30 A				
Engine	Information				S10	T10	T20 - T23	T22 - T25
All engines							7.1215 T20	
ENGINE								
xDrive 30 i	Petrol	200	09/08-03/10	N52 B30 A				
Engine	Information				S10	T10	T20 - T23	T22 - T25
All engines	COL:brown, spanner size 24, switch press. 0.2/0.5 bar, thread M12x1.5			7.0071				
All engines	COL:blue, Conn. nr. 4						7.1215 T20	
ENGINE								
xDrive 35 d	Diesel	210	09/08-06/13	M57 D30 (306D5), M57D306D5				
Engine	Information				S10	T10	T20 - T23	T22 - T25
All engines	COL:brown, spanner size 24, switch press. 0.2/0.5 bar, thread M12x1.5			7.0071				
All engines	COL:blue, Conn. nr. 4						7.1215 T20	
ENGINE								
xDrive 35 i	Petrol	225	09/10-06/13	N55 B30 A				
Engine	Information				S10	T10	T20 - T23	T22 - T25
All engines	COL:blue, Conn. nr. 4						7.1215 T20	
ENGINE								
xDrive 35 i	Petrol	235	02/12-06/13	N55 B30 A				
Engine	Information				S10	T10	T20 - T23	T22 - T25
All engines	COL:blue, Conn. nr. 4						7.1215 T20	
ENGINE								
xDrive 40 d	Diesel	225	09/10-06/13	N57 D30 B				
Engine	Information				S10	T10	T20 - T23	T22 - T25
All engines	COL:brown, spanner size 24, switch press. 0.2/0.5 bar, thread M12x1.5			7.0071				
All engines	COL:blue, Conn. nr. 4						7.1215 T20	
ENGINE								
xDrive 40 i	Petrol	225	01/12-06/13	N55 B30 A				
Engine	Information				S10	T10	T20 - T23	T22 - T25
All engines	COL:blue, Conn. nr. 4						7.1215 T20	
ENGINE								
xDrive 48 i	Petrol	261	09/08-06/13	N62 B48 B				
Engine	Information				S10	T10	T20 - T23	T22 - T25
All engines	COL:brown, spanner size 24, switch press. 0.2/0.5 bar, thread M12x1.5			7.0071				
All engines	COL:blue, Conn. nr. 4						7.1215 T20	
ENGINE								
xDrive 50 i	Petrol	300	07/09-06/13	N63 B44 A				
Engine	Information				S10	T10	T20 - T23	T22 - T25
All engines	COL:brown, spanner size 24, switch press. 0.2/0.5 bar, thread M12x1.5			7.0071				
All engines	COL:blue, Conn. nr. 4						7.1215 T20	
X5 III								
ENGINE								
M	Petrol	423	12/14->	S63 B44 B				
Engine	Information				S10	T10	T20 - T23	T22 - T25
All engines	COL:brown, spanner size 24, switch press. 0.2/0.5 bar, thread M12x1.5			7.0071				
All engines							7.1312 T20	
ENGINE								
M 50 d	Diesel	280	07/13->	N57 D30 C				
Engine	Information				S10	T10	T20 - T23	T22 - T25
All engines	COL:brown, spanner size 24, switch press. 0.2/0.5 bar, thread M12x1.5			7.0071				
All engines							7.1312 T20	
ENGINE								
sDrive 25 d	Diesel	155	11/13->	N47 D20 D				
Engine	Information				S10	T10	T20 - T23	T22 - T25
All engines	COL:brown, spanner size 24, switch press. 0.2/0.5 bar, thread M12x1.5			7.0071				
All engines							7.1312 T20	

S10 OIL PRESSURE WARNING LIGHT SWITCH	T10 REVERSING LIGHT SWITCH	T20 BRAKE LIGHT SWITCH
T22 SWITCH CLUTCH CONTROL (CRUISE CONTROL)	T23 SWITCH BRAKE ACTUATION (ENGINE TIMING)	T25 SWITCH CLUTCH CONTROL (ENGINE CONTROL)

FUNCTIONS ON THE VEHICLE

Vehicle	alim.	kW	Date	Engine	 S10	 T10	 T20 - T23	 T22 - T25
---------	-------	----	------	--------	---	---	--	---

ENGINE				
sDrive 25 d	Diesel	160	11/13->	N47 D20 D

Engine	Information	S10	T10	T20 - T23	T22 - T25
All engines	COL:brown, spanner size 24, switch press. 0.2/0.5 bar, thread M12x1.5	7.0071			
All engines				7.1312 T20	

ENGINE				
sDrive 25 d	Diesel	170	07/15->	B47 D20 B

Engine	Information	S10	T10	T20 - T23	T22 - T25
All engines		7.0071		7.1312 T20	

ENGINE				
sDrive 35 i [USA]	Petrol	225	01/13->	N55 B30 A

Engine	Information	S10	T10	T20 - T23	T22 - T25
All engines				7.1312 T20	

ENGINE				
X5 xDrive 28i	Petrol	180	09/15->	N20 B20 A

Engine	Information	S10	T10	T20 - T23	T22 - T25
All engines				7.1312 T20	

ENGINE				
xDrive 25 d	Diesel	155	11/13->	N47 D20 D

Engine	Information	S10	T10	T20 - T23	T22 - T25
All engines	COL:brown, spanner size 24, switch press. 0.2/0.5 bar, thread M12x1.5	7.0071			
All engines				7.1312 T20	

ENGINE				
xDrive 25 d	Diesel	160	11/13->	N47 D20 D, N57 D30 A

Engine	Information	S10	T10	T20 - T23	T22 - T25
All engines	COL:brown, spanner size 24, switch press. 0.2/0.5 bar, thread M12x1.5	7.0071			
All engines				7.1312 T20	

ENGINE				
xDrive 25 d	Diesel	170	07/15->	B47 D20 B

Engine	Information	S10	T10	T20 - T23	T22 - T25
All engines		7.0071		7.1312 T20	

ENGINE				
xDrive 30 d	Diesel	183	04/15->	N57 D30 A

Engine	Information	S10	T10	T20 - T23	T22 - T25
All engines	COL:brown, spanner size 24, switch press. 0.2/0.5 bar, thread M12x1.5	7.0071			
All engines				7.1312 T20	

ENGINE				
xDrive 30 d	Diesel	190	07/13->	N57 D30 A

Engine	Information	S10	T10	T20 - T23	T22 - T25
All engines	COL:brown, spanner size 24, switch press. 0.2/0.5 bar, thread M12x1.5	7.0071			
All engines				7.1312 T20	

ENGINE				
xDrive 30 d	Diesel	204	11/13->	N57 D30 A

Engine	Information	S10	T10	T20 - T23	T22 - T25
All engines	COL:brown, spanner size 24, switch press. 0.2/0.5 bar, thread M12x1.5	7.0071			
All engines				7.1312 T20	

ENGINE				
xDrive 30 d	Diesel	210	07/13->	N57 D30 A


Engine	Information	S10	T10	T20 - T23	T22 - T25
All engines	COL:brown, spanner size 24, switch press. 0.2/0.5 bar, thread M12x1.5	7.0071			
All engines				7.1312 T20	

ENGINE				
xDrive 35 d [USA]	Diesel	210	01/13->	N57 D30 A

Engine	Information	S10	T10	T20 - T23	T22 - T25
All engines		7.0071		7.1312 T20	

S10 OIL PRESSURE WARNING LIGHT SWITCH	T10 REVERSING LIGHT SWITCH	T20 BRAKE LIGHT SWITCH
T22 SWITCH CLUTCH CONTROL (CRUISE CONTROL)	T23 SWITCH BRAKE ACTUATION (ENGINE TIMING)	T25 SWITCH CLUTCH CONTROL (ENGINE CONTROL)





FUNCTIONS ON THE VEHICLE

Vehicle	alim.	kW	Date	Engine	 S10	 T10	 T20 - T23	 T22 - T25
---------	-------	----	------	--------	---	---	--	---

ENGINE					S10	T10	T20 - T23	T22 - T25
xDrive 35 i	Petrol	225	11/13->	N55 B30 A				
Engine	Information							
All engines						7.1312	T20	
ENGINE								
xDrive 35 i	Petrol	240	11/13->	N55 B30 A				
Engine	Information							
All engines						7.1312	T20	
ENGINE								
xDrive 40 d	Diesel	230	12/13->	N57 D30 B, N57D30B(N57Z)				
Engine	Information							
All engines	COL: brown, spanner size 24, switch press. 0.2/0.5 bar, thread M12x1.5			7.0071				
All engines						7.1312	T20	
ENGINE								
xDrive 40e	Petrol/ Electro	155	09/15->	N20 B20 A				
Engine	Information							
All engines						7.1312	T20	
ENGINE								
xDrive 40e	Petrol/ Electro	180	09/15->	N20 B20 A				
Engine	Information							
All engines						7.1312	T20	
ENGINE								
xDrive 40e	Petrol/ Electro	205	09/15->	N20 B20 A				
Engine	Information							
All engines						7.1312	T20	
ENGINE								
xDrive 40e	Petrol/ Electro	230	09/15->	N20 B20 A				
Engine	Information							
All engines						7.1312	T20	
ENGINE								
xDrive 50 i	Petrol	330	07/13->	N63 B44 B				
Engine	Information							
All engines	COL: brown, spanner size 24, switch press. 0.2/0.5 bar, thread M12x1.5			7.0071				
All engines						7.1312	T20	
ENGINE								
xDrive 50i	Petrol	0	07/13->	N63 B40 A				
Engine	Information							
All engines				7.0071		7.1312	T20	
ENGINE								
X6 I								
ENGINE								
30 d	Diesel	173	05/08-08/08	M57 D30 (306D3)				
Engine	Information							
All engines				7.0071		7.1215	T20	
ENGINE								
35 d	Diesel	210	05/08-08/08	M57 D30 (306D5)				
Engine	Information							
All engines				7.0071		7.1215	T20	
ENGINE								
35 i	Petrol	225	05/08-08/08	N54 B30 A				
Engine	Information							
All engines				7.0071		7.1215	T20	
ENGINE								
50 i	Petrol	300	05/08-06/14	N63 B44 A				
Engine	Information							
All engines				7.0071		7.1215	T20	

S10	OIL PRESSURE WARNING LIGHT SWITCH	T10	REVERSING LIGHT SWITCH	T20	BRAKE LIGHT SWITCH
T22	SWITCH CLUTCH CONTROL (CRUISE CONTROL)	T23	SWITCH BRAKE ACTUATION (ENGINE TIMING)	T25	SWITCH CLUTCH CONTROL (ENGINE CONTROL)

FUNCTIONS ON THE VEHICLE

Vehicle	alim.	kW	Date	Engine	 S10	 T10	 T20 - T23	 T22 - T25
ENGINE								
ActiveHybrid	Petrol/ Electro	357	01/09-10/11	N63 B44 A				
Engine	Information			S10	T10	T20 - T23	T22 - T25	
All engines	COL:brown, spanner size 24, switch press. 0.2/0.5 bar, thread M12x1.5			7.0071				
All engines	COL:blue, Conn. nr. 4					7.1215	T20	
ENGINE								
ActiveHybrid xDrive	Petrol/ Electro	300	01/09-10/11	N63 B44 A				
Engine	Information			S10	T10	T20 - T23	T22 - T25	
All engines	COL:brown, spanner size 24, switch press. 0.2/0.5 bar, thread M12x1.5			7.0071				
All engines	COL:blue, Conn. nr. 4					7.1215	T20	
ENGINE								
M	Petrol	408	07/08-06/14	S63 B44 A				
Engine	Information			S10	T10	T20 - T23	T22 - T25	
All engines	COL:brown, spanner size 24, switch press. 0.2/0.5 bar, thread M12x1.5			7.0071				
All engines	COL:blue, Conn. nr. 4					7.1215	T20	
ENGINE								
M 50 d	Diesel	280	08/11-06/14	N57 D30 C				
Engine	Information			S10	T10	T20 - T23	T22 - T25	
All engines	COL:brown, spanner size 24, switch press. 0.2/0.5 bar, thread M12x1.5			7.0071				
All engines	COL:blue, Conn. nr. 4					7.1215	T20	
ENGINE								
X6 xDrive 30d	Diesel	155	04/10-07/14	N57 D30 A				
Engine	Information			S10	T10	T20 - T23	T22 - T25	
All engines	COL:brown, spanner size 24, switch press. 0.2/0.5 bar, thread M12x1.5			7.0071				
All engines	COL:blue, Conn. nr. 4					7.1215	T20	
ENGINE								
X6 xDrive 30d	Diesel	173	09/08-06/14	N57 D30 A				
Engine	Information			S10	T10	T20 - T23	T22 - T25	
All engines	COL:brown, spanner size 24, switch press. 0.2/0.5 bar, thread M12x1.5			7.0071				
All engines	COL:blue, Conn. nr. 4					7.1215	T20	
ENGINE								
xDrive 30 d	Diesel	173	04/08-03/10	M57 D30 (306D3), M57D306D3				
Engine	Information			S10	T10	T20 - T23	T22 - T25	
All engines	COL:brown, spanner size 24, switch press. 0.2/0.5 bar, thread M12x1.5			7.0071				
All engines	COL:blue, Conn. nr. 4					7.1215	T20	
ENGINE								
xDrive 30 d	Diesel	180	04/10-07/14	N57 D30 A				
Engine	Information			S10	T10	T20 - T23	T22 - T25	
All engines	COL:brown, spanner size 24, switch press. 0.2/0.5 bar, thread M12x1.5			7.0071				
All engines	COL:blue, Conn. nr. 4					7.1215	T20	
ENGINE								
xDrive 35 d	Diesel	210	01/08-03/10	M57 D30 (306D5), M57D306D5				
Engine	Information			S10	T10	T20 - T23	T22 - T25	
All engines	COL:brown, spanner size 24, switch press. 0.2/0.5 bar, thread M12x1.5			7.0071				
All engines	COL:blue, Conn. nr. 4					7.1215	T20	
ENGINE								
xDrive 35 i	Petrol	225	06/07-06/14	N54 B30 A, N55 B30 A				
Engine	Information			S10	T10	T20 - T23	T22 - T25	
Eng. N54 B30 A	COL:brown, spanner size 24, switch press. 0.2/0.5 bar, thread M12x1.5			7.0071				
All engines	COL:blue, Conn. nr. 4					7.1215	T20	
ENGINE								
xDrive 35 i	Petrol	235	07/09-06/14	N55 B30 A				
Engine	Information			S10	T10	T20 - T23	T22 - T25	
All engines	COL:blue, Conn. nr. 4					7.1215	T20	

S10	OIL PRESSURE WARNING LIGHT SWITCH	T10	REVERSING LIGHT SWITCH	T20	BRAKE LIGHT SWITCH
T22	SWITCH CLUTCH CONTROL (CRUISE CONTROL)	T23	SWITCH BRAKE ACTUATION (ENGINE TIMING)	T25	SWITCH CLUTCH CONTROL (ENGINE CONTROL)

The present application list is a brief version. For the detailed information about the possibility of installation on a specific vehicle, please refer to our web-catalogue <http://catalogo.facet.eu/>

FUNCTIONS ON THE VEHICLE

Vehicle	alim.	kW	Date	Engine	 S10	 T10	 T20 - T23	 T22 - T25
---------	-------	----	------	--------	---	---	--	---

ENGINE				
xDrive 35 i	Petrol	240	06/07-03/10	N54 B30 A

Engine	Information	S10	T10	T20 - T23	T22 - T25
All engines	COL:brown, spanner size 24, switch press. 0.2/0.5 bar, thread M12x1.5	7.0071			
All engines	COL:blue, Conn. nr. 4			7.1215	T20

ENGINE				
xDrive 40 d	Diesel	225	07/09-06/14	N57 D30 B

Engine	Information	S10	T10	T20 - T23	T22 - T25
All engines	COL:brown, spanner size 24, switch press. 0.2/0.5 bar, thread M12x1.5	7.0071			
All engines	COL:blue, Conn. nr. 4			7.1215	T20

ENGINE				
xDrive 40 i	Petrol	235	01/12->	N55 B30 A

Engine	Information	S10	T10	T20 - T23	T22 - T25
All engines				7.1215	T20

ENGINE				
xDrive 50 i	Petrol	300	10/07-06/14	N63 B44 A

Engine	Information	S10	T10	T20 - T23	T22 - T25
All engines	COL:brown, spanner size 24, switch press. 0.2/0.5 bar, thread M12x1.5	7.0071			
All engines	COL:blue, Conn. nr. 4			7.1215	T20

ENGINE				
xDrive 50 i	Petrol	330	10/07-06/14	N63 B44 A

Engine	Information	S10	T10	T20 - T23	T22 - T25
All engines	COL:brown, spanner size 24, switch press. 0.2/0.5 bar, thread M12x1.5	7.0071			
All engines	COL:blue, Conn. nr. 4			7.1215	T20

ENGINE				
35 i [USA]	Petrol	225	08/14->	N55 B30 A

Engine	Information	S10	T10	T20 - T23	T22 - T25
All engines				7.1312	T20

ENGINE				
M	Petrol	423	12/14->	S63 B44 B

Engine	Information	S10	T10	T20 - T23	T22 - T25
All engines	COL:brown, spanner size 24, switch press. 0.2/0.5 bar, thread M12x1.5	7.0071			
All engines				7.1312	T20

ENGINE				
M 50 d	Diesel	280	08/14->	N57 D30 C

Engine	Information	S10	T10	T20 - T23	T22 - T25
All engines	COL:brown, spanner size 24, switch press. 0.2/0.5 bar, thread M12x1.5	7.0071			
All engines				7.1312	T20

ENGINE				
xDrive 30 d	Diesel	155	08/14->	N57 D30 A

Engine	Information	S10	T10	T20 - T23	T22 - T25
All engines	COL:brown, spanner size 24, switch press. 0.2/0.5 bar, thread M12x1.5	7.0071			
All engines				7.1312	T20

ENGINE				
xDrive 30 d	Diesel	160	09/16->	N57 D30 A

Engine	Information	S10	T10	T20 - T23	T22 - T25
All engines		7.0071		7.1312	T20

ENGINE				
xDrive 30 d	Diesel	183	12/15->	N57 D30 A

Engine	Information	S10	T10	T20 - T23	T22 - T25
All engines	COL:brown, spanner size 24, switch press. 0.2/0.5 bar, thread M12x1.5	7.0071			
All engines				7.1312	T20

ENGINE				
xDrive 30 d	Diesel	190	08/14->	N57 D30 A

Engine	Information	S10	T10	T20 - T23	T22 - T25
All engines	COL:brown, spanner size 24, switch press. 0.2/0.5 bar, thread M12x1.5	7.0071			
All engines				7.1312	T20

S10 OIL PRESSURE WARNING LIGHT SWITCH	T10 REVERSING LIGHT SWITCH	T20 BRAKE LIGHT SWITCH
T22 SWITCH CLUTCH CONTROL (CRUISE CONTROL)	T23 SWITCH BRAKE ACTUATION (ENGINE TIMING)	T25 SWITCH CLUTCH CONTROL (ENGINE CONTROL)

FUNCTIONS ON THE VEHICLE

Vehicle	alim.	kW	Date	Engine	 S10	 T10	 T20 - T23	 T22 - T25
---------	-------	----	------	--------	---	---	--	---

ENGINE				
xDrive 30 d	Diesel	204	02/15->	N57 D30 A

Engine	Information	S10	T10	T20 - T23	T22 - T25
All engines	COL:brown, spanner size 24, switch press. 0.2/0.5 bar, thread M12x1.5	7.0071			
All engines				7.1312 T20	

ENGINE				
xDrive 35 i	Petrol	225	12/14->	N55 B30 A

Engine	Information	S10	T10	T20 - T23	T22 - T25
All engines				7.1312 T20	

ENGINE				
xDrive 35 i	Petrol	240	02/15->	N55 B30 A

Engine	Information	S10	T10	T20 - T23	T22 - T25
All engines				7.1312 T20	

ENGINE				
xDrive 40 d	Diesel	230	12/14->	N57 D30 B

Engine	Information	S10	T10	T20 - T23	T22 - T25
All engines	COL:brown, spanner size 24, switch press. 0.2/0.5 bar, thread M12x1.5	7.0071			
All engines				7.1312 T20	

ENGINE				
xDrive 50 i	Petrol	0	08/14->	N63 B40 A

Engine	Information	S10	T10	T20 - T23	T22 - T25
All engines		7.0071		7.1312 T20	

ENGINE				
xDrive 50 i	Petrol	330	08/14->	N63 B44 B

Engine	Information	S10	T10	T20 - T23	T22 - T25
All engines	COL:brown, spanner size 24, switch press. 0.2/0.5 bar, thread M12x1.5	7.0071			
All engines				7.1312 T20	

ENGINE				
xDrive 50 i [USA]	Petrol	330	08/14->	N63 B44 B

Engine	Information	S10	T10	T20 - T23	T22 - T25
All engines		7.0071		7.1312 T20	

Z SERIES

ENGINE				
3.2	Petrol	236	04/97-06/01	S50B326S1, S50B326S3

Engine	Information	S10	T10	T20 - T23	T22 - T25
All engines	COL:brown, spanner size 24, switch press. 0.2/0.5 bar, thread M12x1.5	7.0071			
All engines	spanner size 21, thread M12x1.5		7.6131		
All engines	Conn. nr. 4			7.1081 T20	
All engines	Conn. nr. 2				7.1123 T22

ENGINE				
Z4 sDrive 35i Cabrio [ExtraEU]	Petrol	224	01/09->	N54 B30 A

Engine	Information	S10	T10	T20 - T23	T22 - T25
All engines	COL:brown, spanner size 24, switch press. 0.2/0.5 bar, thread M12x1.5	7.0071			
All engines	spanner size 21, thread M12x1.5		7.6131		
All engines	COL:blue, Conn. nr. 4			7.1215 T20	
All engines					7.1314 T22

Z1

ENGINE				
2.5	Petrol	125	06/88-06/91	M20 B25 (256K1)

Engine	Information	S10	T10	T20 - T23	T22 - T25
All engines		7.0071	7.6029	7.1058 T20	

Z3

ENGINE				
1.8 i	Petrol	85	10/95-10/98	M43 B18 (184E2), M43B184E2

Engine	Information	S10	T10	T20 - T23	T22 - T25
All engines	COL:brown, spanner size 24, switch press. 0.2/0.5 bar, thread M12x1.5	7.0071			
All engines	spanner size 21, thread M12x1.5		7.6131		
All engines	Conn. nr. 4			7.1081 T20	

S10 OIL PRESSURE WARNING LIGHT SWITCH	T10 REVERSING LIGHT SWITCH	T20 BRAKE LIGHT SWITCH
T22 SWITCH CLUTCH CONTROL (CRUISE CONTROL)	T23 SWITCH BRAKE ACTUATION (ENGINE TIMING)	T25 SWITCH CLUTCH CONTROL (ENGINE CONTROL)

FUNCTIONS ON THE VEHICLE

Vehicle	alim.	kW	Date	Engine	 S10	 T10	 T20 - T23	 T22 - T25
---------	-------	----	------	--------	---	---	--	---

Z3				
Vehicle	alim.	kW	Date	ENGINE
1.8 i	Petrol	85	10/95-10/98	M43 B18 (184E2), M43B184E2

Engine	Information	S10	T10	T20 - T23	T22 - T25
Eng. M43 B18 (184E2)					7.1110 T22
Eng. M43B184E2	Conn. nr. 2				7.1123 T22

ENGINE				
Vehicle	alim.	kW	Date	ENGINE
1.9 i	Petrol	103	10/95-03/99	M44 B19 (194S1), M44B194S1

Engine	Information	S10	T10	T20 - T23	T22 - T25
All engines	COL: brown, spanner size 24, switch press. 0.2/0.5 bar, thread M12x1.5	7.0071			
All engines	spanner size 21, thread M12x1.5		7.6131		
All engines	Conn. nr. 4			7.1081 T20	
Eng. M44 B19 (194S1)					7.1110 T22
Eng. M44B194S1	Conn. nr. 2				7.1123 T22

ENGINE				
Vehicle	alim.	kW	Date	ENGINE
1.9 i	Petrol	85	01/99-01/03	M43 B19 (194E1), M43B194E1

Engine	Information	S10	T10	T20 - T23	T22 - T25
All engines	COL: brown, spanner size 24, switch press. 0.2/0.5 bar, thread M12x1.5	7.0071			
All engines	spanner size 21, thread M12x1.5		7.6131		
All engines	Conn. nr. 4			7.1081 T20	
Eng. M43 B19 (194E1)					7.1110 T22
Eng. M43B194E1	Conn. nr. 2				7.1123 T22

ENGINE				
Vehicle	alim.	kW	Date	ENGINE
1.9 i	Petrol	87	07/98-01/03	M43 B19 (194E1), M43B194E1

Engine	Information	S10	T10	T20 - T23	T22 - T25
All engines	COL: brown, spanner size 24, switch press. 0.2/0.5 bar, thread M12x1.5	7.0071			
All engines	spanner size 21, thread M12x1.5		7.6131		
All engines	Conn. nr. 4			7.1081 T20	
Eng. M43 B19 (194E1)					7.1110 T22
Eng. M43B194E1	Conn. nr. 2				7.1123 T22

ENGINE				
Vehicle	alim.	kW	Date	ENGINE
2.0 i	Petrol	110	04/99-01/03	M52 B20 (206S4), M52B206S4

Engine	Information	S10	T10	T20 - T23	T22 - T25
All engines	COL: brown, spanner size 24, switch press. 0.2/0.5 bar, thread M12x1.5	7.0071			
All engines	spanner size 21, thread M12x1.5		7.6131		
All engines	Conn. nr. 4			7.1081 T20	
Eng. M52 B20 (206S4)					7.1110 T22

ENGINE				
Vehicle	alim.	kW	Date	ENGINE
2.2 i	Petrol	120	08/00-01/03	M54 B22 (226S1)

Engine	Information	S10	T10	T20 - T23	T22 - T25
All engines		7.0071	7.6131	7.1081 T20	

ENGINE				
Vehicle	alim.	kW	Date	ENGINE
2.2 i	Petrol	125	08/00-01/03	M54 B22 (226S1), M54B226S1

Engine	Information	S10	T10	T20 - T23	T22 - T25
All engines	COL: brown, spanner size 24, switch press. 0.2/0.5 bar, thread M12x1.5	7.0071			
All engines	spanner size 21, thread M12x1.5		7.6131		
All engines	Conn. nr. 4			7.1081 T20	

ENGINE				
Vehicle	alim.	kW	Date	ENGINE
2.8 i	Petrol	142	04/97-06/00	M52 B28 (286S1), M52B286S1, M52B286S2

Engine	Information	S10	T10	T20 - T23	T22 - T25
All engines	COL: brown, spanner size 24, switch press. 0.2/0.5 bar, thread M12x1.5	7.0071			
All engines	spanner size 21, thread M12x1.5		7.6131		
All engines	Conn. nr. 4			7.1081 T20	
Eng. M52 B28 (286S1)					7.1110 T22
Eng. M52B286S1, M52B286S2	Conn. nr. 2				7.1123 T22

S10 OIL PRESSURE WARNING LIGHT SWITCH	T10 REVERSING LIGHT SWITCH	T20 BRAKE LIGHT SWITCH
T22 SWITCH CLUTCH CONTROL (CRUISE CONTROL)	T23 SWITCH BRAKE ACTUATION (ENGINE TIMING)	T25 SWITCH CLUTCH CONTROL (ENGINE CONTROL)

FUNCTIONS ON THE VEHICLE

Vehicle	alim.	kW	Date	Engine	 S10	 T10	 T20 - T23	 T22 - T25
---------	-------	----	------	--------	---	---	--	---

ENGINE				
2.8 i	Petrol	143	01/96-07/00	M52 B28 (286S1), M52 B28 (286S2), M52B286S1, M52B286S2

Engine	Information	S10	T10	T20 - T23	T22 - T25
All engines	COL:brown, spanner size 24, switch press. 0.2/0.5 bar, thread M12x1.5	7.0071			
All engines	spanner size 21, thread M12x1.5		7.6131		
All engines	Conn. nr. 4			7.1081 T20	
Eng. M52 B28 (286S1), M52 B28 (286S2)					7.1110 T22
Eng. M52B286S1, M52B286S2	Conn. nr. 2				7.1123 T22

ENGINE				
3.0 i	Petrol	170	06/00-06/03	M54 B30 (306S3), M54B306S3

Engine	Information	S10	T10	T20 - T23	T22 - T25
All engines	COL:brown, spanner size 24, switch press. 0.2/0.5 bar, thread M12x1.5	7.0071			
All engines	spanner size 21, thread M12x1.5		7.6131		
All engines	Conn. nr. 4			7.1081 T20	

ENGINE				
M	Petrol	236	02/98-06/01	S50 B32 (326S1)

Engine	Information	S10	T10	T20 - T23	T22 - T25
All engines		7.0071	7.6131	7.1081 T20	7.1110 T22

ENGINE				
M	Petrol	239	06/01-06/03	S54 B32 (326S4), S54B326S4

Engine	Information	S10	T10	T20 - T23	T22 - T25
All engines	COL:brown, spanner size 24, switch press. 0.2/0.5 bar, thread M12x1.5	7.0071			
All engines	spanner size 21, thread M12x1.5		7.6131		
All engines	Conn. nr. 4			7.1081 T20	

ENGINE				
M 3.2	Petrol	236	03/97-06/01	S50 B32 (326S1), S50B326S1

Engine	Information	S10	T10	T20 - T23	T22 - T25
All engines	COL:brown, spanner size 24, switch press. 0.2/0.5 bar, thread M12x1.5	7.0071			
All engines	spanner size 21, thread M12x1.5		7.6131		
All engines	Conn. nr. 4			7.1081 T20	
Eng. S50 B32 (326S1)					7.1110 T22
Eng. S50B326S1	Conn. nr. 2				7.1123 T22

ENGINE				
M 3.2	Petrol	239	06/01-01/03	S54 B32 (326S4), S54B326S4

Engine	Information	S10	T10	T20 - T23	T22 - T25
All engines	COL:brown, spanner size 24, switch press. 0.2/0.5 bar, thread M12x1.5	7.0071			
All engines	spanner size 21, thread M12x1.5		7.6131		
All engines	Conn. nr. 4			7.1081 T20	

Z4 I

ENGINE				
2.0 i	Petrol	110	03/05-02/09	N46 B20 A, N46 B20 B

Engine	Information	S10	T10	T20 - T23	T22 - T25
All engines	COL:brown, spanner size 24, switch press. 0.2/0.5 bar, thread M12x1.5	7.0071			
All engines	spanner size 21, thread M12x1.5		7.6131		
All engines	COL:blue, Conn. nr. 4			7.1215 T20	
All engines					7.1314 T22
Eng. N46 B20 B					7.1314 T25

ENGINE				
2.2 i	Petrol	125	10/03-10/05	M54 B22 (226S1), M54B226S1

Engine	Information	S10	T10	T20 - T23	T22 - T25
All engines	COL:brown, spanner size 24, switch press. 0.2/0.5 bar, thread M12x1.5	7.0071			
All engines	spanner size 21, thread M12x1.5		7.6131		
All engines	COL:blue, Conn. nr. 4			7.1215 T20	
All engines					7.1314 T22

S10 OIL PRESSURE WARNING LIGHT SWITCH	T10 REVERSING LIGHT SWITCH	T20 BRAKE LIGHT SWITCH
T22 SWITCH CLUTCH CONTROL (CRUISE CONTROL)	T23 SWITCH BRAKE ACTUATION (ENGINE TIMING)	T25 SWITCH CLUTCH CONTROL (ENGINE CONTROL)

FUNCTIONS ON THE VEHICLE

Vehicle	alim.	kW	Date	Engine	 S10	 T10	 T20 - T23	 T22 - T25
---------	-------	----	------	--------	---	---	--	---

ENGINE				
2.2 i	Petrol	125	10/03-10/05	M54 B22 (226S1), M54B226S1

Engine	Information	S10	T10	T20 - T23	T22 - T25
Eng. M54B226S1					7.1314 T25

ENGINE				
2.5 i	Petrol	130	09/05->	N52 B25 A, N52 B25 B

Engine	Information	S10	T10	T20 - T23	T22 - T25
All engines	COL:brown, spanner size 24, switch press. 0.2/0.5 bar, thread M12x1.5	7.0071			
All engines	spanner size 21, thread M12x1.5		7.6131		
All engines	COL:blue, Conn. nr. 4			7.1215 T20	
All engines					7.1314 T22

ENGINE				
2.5 i	Petrol	141	02/03-12/05	M54 B25 (256S5), M54B256S5

Engine	Information	S10	T10	T20 - T23	T22 - T25
All engines	COL:brown, spanner size 24, switch press. 0.2/0.5 bar, thread M12x1.5	7.0071			
All engines	spanner size 21, thread M12x1.5		7.6131		
All engines	COL:blue, Conn. nr. 4			7.1215 T20	
All engines					7.1314 T22
Eng. M54B256S5					7.1314 T25

ENGINE				
2.5 si	Petrol	155	09/05-02/09	N52 B25 A

Engine	Information	S10	T10	T20 - T23	T22 - T25
All engines	COL:brown, spanner size 24, switch press. 0.2/0.5 bar, thread M12x1.5	7.0071			
All engines	spanner size 21, thread M12x1.5		7.6131		
All engines	COL:blue, Conn. nr. 4			7.1215 T20	
All engines					7.1314 T22

ENGINE				
2.5 si	Petrol	160	09/05->	N52 B25 A, N52 B25 B

Engine	Information	S10	T10	T20 - T23	T22 - T25
All engines	COL:brown, spanner size 24, switch press. 0.2/0.5 bar, thread M12x1.5	7.0071			
All engines	spanner size 21, thread M12x1.5		7.6131		
All engines	COL:blue, Conn. nr. 4			7.1215 T20	
All engines					7.1314 T22

ENGINE				
3.0 i	Petrol	0	01/06->	N52 B30 A

Engine	Information	S10	T10	T20 - T23	T22 - T25
All engines		7.0071	7.6131	7.1215 T20	7.1314 T22

ENGINE				
3.0 i	Petrol	170	02/03-10/05	M54 B30 (306S3), M54B306S3

Engine	Information	S10	T10	T20 - T23	T22 - T25
All engines	COL:brown, spanner size 24, switch press. 0.2/0.5 bar, thread M12x1.5	7.0071			
All engines	spanner size 21, thread M12x1.5		7.6131		
All engines	COL:blue, Conn. nr. 4			7.1215 T20	
All engines					7.1314 T22
Eng. M54B306S3					7.1314 T25

ENGINE				
3.0 si	Petrol	195	01/06->	N52 B30 A, N52 B30 B, N52 B30 BF





Engine	Information	S10	T10	T20 - T23	T22 - T25
All engines	COL:brown, spanner size 24, switch press. 0.2/0.5 bar, thread M12x1.5	7.0071			
All engines	spanner size 21, thread M12x1.5		7.6131		
All engines	COL:blue, Conn. nr. 4			7.1215 T20	
Eng. N52 B30 A, N52 B30 B					7.1314 T22

ENGINE				
M	Petrol	252	03/06-02/09	S54 B32 (326S4), S54B326S4

Engine	Information	S10	T10	T20 - T23	T22 - T25
All engines	COL:brown, spanner size 24, switch press. 0.2/0.5 bar, thread M12x1.5	7.0071			




S10 OIL PRESSURE WARNING LIGHT SWITCH	T10 REVERSING LIGHT SWITCH	T20 BRAKE LIGHT SWITCH
T22 SWITCH CLUTCH CONTROL (CRUISE CONTROL)	T23 SWITCH BRAKE ACTUATION (ENGINE TIMING)	T25 SWITCH CLUTCH CONTROL (ENGINE CONTROL)

FUNCTIONS ON THE VEHICLE

Vehicle	alim.	kW	Date	Engine	 S10	 T10	 T20 - T23	 T22 - T25
ENGINE								
M	Petrol	252	03/06-02/09	S54 B32 (326S4), S54B326S4				
Engine					S10	T10	T20 - T23	T22 - T25
All engines						7.6131		
All engines							7.1215 T20	
All engines								7.1314 T22
Information								
spanner size 21, thread M12x1.5								
COL:blue, Conn. nr. 4								
Z4 II								
ENGINE								
sDrive 18 i	Petrol	115	04/13->	N20 B20 A				
Engine					S10	T10	T20 - T23	T22 - T25
All engines						7.6131		
All engines							7.1215 T20	
All engines								7.1314 T22
Information								
spanner size 21, thread M12x1.5								
COL:blue, Conn. nr. 4								
sDrive 20 i								
ENGINE								
sDrive 20 i	Petrol	120	09/11->	N20 B20 A				
Engine					S10	T10	T20 - T23	T22 - T25
All engines						7.6131		
All engines							7.1215 T20	
All engines								7.1314 T22
Information								
spanner size 21, thread M12x1.5								
COL:blue, Conn. nr. 4								
sDrive 20 i								
ENGINE								
sDrive 20 i	Petrol	135	09/11->	N20 B20 A				
Engine					S10	T10	T20 - T23	T22 - T25
All engines						7.6131		
All engines							7.1215 T20	
All engines								7.1314 T22
Information								
spanner size 21, thread M12x1.5								
COL:blue, Conn. nr. 4								
sDrive 23 i								
ENGINE								
sDrive 23 i	Petrol	150	05/09->	N52 B25 A, N52 B25 BF				
Engine					S10	T10	T20 - T23	T22 - T25
All engines					7.0071			
All engines						7.6131		
All engines							7.1215 T20	
All engines								7.1314 T22
Information								
COL:brown, spanner size 24, switch press. 0.2/0.5 bar, thread M12x1.5								
spanner size 21, thread M12x1.5								
COL:blue, Conn. nr. 4								
sDrive 28 i								
ENGINE								
sDrive 28 i	Petrol	180	09/11->	N20 B20 A				
Engine					S10	T10	T20 - T23	T22 - T25
All engines						7.6131		
All engines							7.1215 T20	
All engines								7.1314 T22
Information								
spanner size 21, thread M12x1.5								
COL:blue, Conn. nr. 4								
sDrive 30 i								
ENGINE								
sDrive 30 i	Petrol	190	05/09->	N52 B30 A, N52 B30 B, N52 B30 BF				
Engine					S10	T10	T20 - T23	T22 - T25
All engines					7.0071			
All engines						7.6131		
All engines							7.1215 T20	
All engines								7.1314 T22
Information								
COL:brown, spanner size 24, switch press. 0.2/0.5 bar, thread M12x1.5								
spanner size 21, thread M12x1.5								
COL:blue, Conn. nr. 4								
sDrive 35 i								
ENGINE								
sDrive 35 i	Petrol	225	05/09->	N54 B30 A				
Engine					S10	T10	T20 - T23	T22 - T25
All engines					7.0071			
All engines						7.6131		
All engines							7.1215 T20	
All engines								7.1314 T22
Information								
COL:brown, spanner size 24, switch press. 0.2/0.5 bar, thread M12x1.5								
spanner size 21, thread M12x1.5								
COL:blue, Conn. nr. 4								
sDrive 35 is								
ENGINE								
sDrive 35 is	Petrol	250	09/10->	N54 B30 A				
Engine					S10	T10	T20 - T23	T22 - T25
All engines					7.0071			
All engines							7.1215 T20	

S10 OIL PRESSURE WARNING LIGHT SWITCH	T10 REVERSING LIGHT SWITCH	T20 BRAKE LIGHT SWITCH
T22 SWITCH CLUTCH CONTROL (CRUISE CONTROL)	T23 SWITCH BRAKE ACTUATION (ENGINE TIMING)	T25 SWITCH CLUTCH CONTROL (ENGINE CONTROL)

FUNCTIONS ON THE VEHICLE

Vehicle	alim.	kW	Date	Engine				
					S10	T10	T20 - T23	T22 - T25





				ENGINE
sDrive30i	Petrol	190	05/09->	N52 B30 B, N52 B30 BF

Engine	Information	S10	T10	T20 - T23	T22 - T25
All engines		7.0071	7.6131	7.1215 T20	7.1314 T22

Z8				ENGINE
4.9	Petrol	294	06/00-06/03	S62 B50 (508S1), S62B508S1

Engine	Information	S10	T10	T20 - T23	T22 - T25
All engines	COL: brown, spanner size 24, switch press. 0.2/0.5 bar, thread M12x1.5	7.0071			
All engines	spanner size 21, thread M12x1.5		7.6131		
All engines	COL: blue, Conn. nr. 4			7.1215 T20	

S10	OIL PRESSURE WARNING LIGHT SWITCH	T10	REVERSING LIGHT SWITCH	T20	BRAKE LIGHT SWITCH
T22	SWITCH CLUTCH CONTROL (CRUISE CONTROL)	T23	SWITCH BRAKE ACTUATION (ENGINE TIMING)	T25	SWITCH CLUTCH CONTROL (ENGINE CONTROL)

				FUNCTIONS ON THE VEHICLE				
Vehicle	alim.	kW	Date	Engine	 S10	 T10	 T20 - T23	 T22 - T25

AVEO I

				ENGINE
1.2	Petrol	53	01/04->	B12S1, F12S3, LQ5

Engine	Information	S10	T10	T20 - T23	T22 - T25
All engines		7.0017			
All engines	+manual transmission			7.1251 T20	
All engines	+automatic transmission			7.1264 T20	

				ENGINE
1.2	Petrol	55	01/08->	B12D1, LMU

Engine	Information	S10	T10	T20 - T23	T22 - T25
All engines		7.0017		7.1251 T20	
All engines	RHD				7.1242 T22

				ENGINE
1.2	Petrol	56	01/07->	B12S1, LY4

Engine	Information	S10	T10	T20 - T23	T22 - T25
All engines		7.0017			
All engines	+manual transmission			7.1251 T20	
All engines	+automatic transmission			7.1264 T20	

				ENGINE
1.2	Petrol	62	01/08->	B12D1, LMU

Engine	Information	S10	T10	T20 - T23	T22 - T25
All engines		7.0017		7.1251 T20	
All engines	RHD				7.1242 T22

				ENGINE
1.2 LPG	Petrol/ Petro- leum Gas (LPG)	62	04/08->	B12D1, LMU

Engine	Information	S10	T10	T20 - T23	T22 - T25
All engines		7.0017		7.1251 T20	
All engines	RHD				7.1242 T22

				ENGINE
1.4	Petrol	61	03/05->	F14S3

Engine	Information	S10	T10	T20 - T23	T22 - T25
All engines		7.0069			
All engines	spanner size 19, thread M12x1.5		7.6073		
All engines	man.			7.1251 T20	

				ENGINE
1.4	Petrol	69	05/03-12/07	F14D3, L14

Engine	Information	S10	T10	T20 - T23	T22 - T25
All engines		7.0069			
All engines	spanner size 19, thread M12x1.5		7.6073		
All engines	+manual transmission, man.			7.1251 T20	
Eng. L14	+automatic transmission			7.1264 T20	
All engines	RHD				7.1242 T22

				ENGINE
1.4	Petrol	74	04/08->	A 14 XER, F14D4, G14D, LDT

Engine	Information	S10	T10	T20 - T23	T22 - T25
All engines	COL:black, Conn. nr. 1, spanner size 22, -start-stop function, switch press. 0.40-0.60 bar, thread M10x1	7.0183			
Eng. F14D4, G14D	spanner size 19, thread M12x1.5		7.6073		
Eng. A 14 XER, LDT			7.6323		
Eng. F14D4, G14D	man.			7.1251 T20	
Eng. A 14 XER, F14D4, LDT	RHD				7.1242 T22

				ENGINE
1.4 16V	Petrol	69	03/05-05/08	F14D3

Engine	Information	S10	T10	T20 - T23	T22 - T25
All engines	PRODUCTCODE AL/CU	7.0069			
All engines	spanner size 19, thread M12x1.5		7.6073		
All engines	man.			7.1251 T20	

S10	OIL PRESSURE WARNING LIGHT SWITCH	T10	REVERSING LIGHT SWITCH	T20	BRAKE LIGHT SWITCH
T22	SWITCH CLUTCH CONTROL (CRUISE CONTROL)	T23	SWITCH BRAKE ACTUATION (ENGINE TIMING)	T25	SWITCH CLUTCH CONTROL (ENGINE CONTROL)

FUNCTIONS ON THE VEHICLE

Vehicle	alim.	kW	Date	Engine	 S10	 T10	 T20 - T23	 T22 - T25
---------	-------	----	------	--------	---	---	--	---

				ENGINE
1.4 CNG	CNG	69	01/10->	L95

Engine	Information	S10	T10	T20 - T23	T22 - T25
All engines		7.0069	7.6073		
All engines	+manual transmission			7.1251 T20	
All engines	+automatic transmission			7.1264 T20	
All engines	RHD				7.1242 T22

				ENGINE
1.5	Petrol	62	01/05->	F15S3, LX6

Engine	Information	S10	T10	T20 - T23	T22 - T25
Eng. LX6		7.0017			
Eng. F15S3		7.0069			
Eng. F15S3	spanner size 19, thread M12x1.5		7.6073		
All engines	+manual transmission			7.1251 T20	
Eng. F15S3	+automatic transmission			7.1264 T20	
All engines	RHD				7.1242 T22

				ENGINE
1.5	Petrol	63	10/04-05/06	F15S3

Engine	Information	S10	T10	T20 - T23	T22 - T25
All engines		7.0069			
All engines	spanner size 19, thread M12x1.5		7.6073		

				ENGINE
1.6	Petrol	76	05/05->	F16D3, LXV

Engine	Information	S10	T10	T20 - T23	T22 - T25
All engines		7.0069	7.6073		
All engines	+manual transmission			7.1251 T20	
All engines	+automatic transmission			7.1264 T20	
All engines	RHD				7.1242 T22

				ENGINE
1.6	Petrol	77	09/03-12/08	A16DMS, LXT, LXV

Engine	Information	S10	T10	T20 - T23	T22 - T25
All engines		7.0069	7.6073		
All engines	+manual transmission			7.1251 T20	
All engines	+automatic transmission			7.1264 T20	
Eng. LXT, LXV	RHD				7.1242 T22

AVEO II

				ENGINE
1.2	Petrol	51	03/11->	A 12 XEL, LWD

Engine	Information	S10	T10	T20 - T23	T22 - T25
All engines	COL:black, Conn. nr. 1, spanner size 22, switch press. 0.40-0.60 bar, thread M10x1	7.0183			
All engines	with mounting parts		7.6323		
Eng. LWD					7.1242 T22
Eng. A 12 XEL					7.1242 T25

				ENGINE
1.2	Petrol	63	03/11->	A 12 XER, LDC


Engine	Information	S10	T10	T20 - T23	T22 - T25
All engines	COL:black, Conn. nr. 1, spanner size 22, switch press. 0.40-0.60 bar, thread M10x1	7.0183			
All engines	with mounting parts		7.6323		
Eng. LDC					7.1242 T22
Eng. A 12 XER					7.1242 T25

				ENGINE
1.2 LPG	Petrol/ Petro- leum Gas (LPG)	63	11/12->	A 12 XER

Engine	Information	S10	T10	T20 - T23	T22 - T25
All engines	COL:black, Conn. nr. 1, spanner size 22, switch press. 0.40-0.60 bar, thread M10x1	7.0183			
All engines	with mounting parts		7.6323		
All engines					7.1242 T22

S10 OIL PRESSURE WARNING LIGHT SWITCH	T10 REVERSING LIGHT SWITCH	T20 BRAKE LIGHT SWITCH
T22 SWITCH CLUTCH CONTROL (CRUISE CONTROL)	T23 SWITCH BRAKE ACTUATION (ENGINE TIMING)	T25 SWITCH CLUTCH CONTROL (ENGINE CONTROL)

FUNCTIONS ON THE VEHICLE

Vehicle	alim.	kW	Date	Engine	 S10	 T10	 T20 - T23	 T22 - T25
---------	-------	----	------	--------	---	---	--	---

				ENGINE
1.3 D	Diesel	55	07/11->	LDV

Engine	Information	S10	T10	T20 - T23	T22 - T25
All engines		7.0096			7.1242 T25
All engines	with mounting parts		7.6323		

				ENGINE
1.3 D	Diesel	70	07/11->	LSF, Z13DTE

Engine	Information	S10	T10	T20 - T23	T22 - T25
All engines	NOT FOR:(BR), pole nr. 1	7.0096			
All engines	man 6 speed, with mounting parts		7.6323		
Eng. LSF					7.1242 T22
Eng. Z13DTE					7.1242 T25

				ENGINE
1.4	Petrol	74	03/11->	A 14 XER, LDD

Engine	Information	S10	T10	T20 - T23	T22 - T25
All engines	COL:black, Conn. nr. 1, spanner size 22, switch press. 0.40-0.60 bar, thread M10x1	7.0183			
All engines	with mounting parts		7.6323		
Eng. LDD					7.1242 T22
Eng. A 14 XER					7.1242 T25

				ENGINE
1.4 Turbo	Petrol	103	08/13->	A 14 NET

Engine	Information	S10	T10	T20 - T23	T22 - T25
All engines	COL:black, Conn. nr. 1, spanner size 22, switch press. 0.40-0.60 bar, thread M10x1	7.0183			
All engines	with mounting parts		7.6323		
All engines					7.1242 T22

				ENGINE
1.6	Petrol	85	03/11->	F16D4

Engine	Information	S10	T10	T20 - T23	T22 - T25
All engines	COL:black, Conn. nr. 1, spanner size 22, switch press. 0.40-0.60 bar, thread M10x1	7.0183			
All engines	with mounting parts		7.6323		
All engines					7.1242 T25

CAPTIVA

				ENGINE
2.0 D	Diesel	110	09/07->	Z 20 S

Engine	Information	S10	T10	T20 - T23	T22 - T25
All engines		7.0069			7.1242 T22

				ENGINE
2.0 D	Diesel	93	10/06->	Z 20 S

Engine	Information	S10	T10	T20 - T23	T22 - T25
All engines		7.0069			7.1242 T22

				ENGINE
2.0 D 4WD	Diesel	110	10/06->	Z 20 S

Engine	Information	S10	T10	T20 - T23	T22 - T25
All engines		7.0069			7.1242 T22

				ENGINE
2.0 D 4WD	Diesel	93	10/06->	Z 20 S

Engine	Information	S10	T10	T20 - T23	T22 - T25
All engines		7.0069			7.1242 T22

				ENGINE
2.2 D	Diesel	120	03/11->	Z 22 D1

Engine	Information	S10	T10	T20 - T23	T22 - T25
All engines		7.0096			
All engines	with mounting parts		7.6323		

				ENGINE
2.2 D	Diesel	135	07/14->	Z 22 D1

Engine	Information	S10	T10	T20 - T23	T22 - T25
All engines	MODEL TO:2011	7.0096			
All engines	with mounting parts		7.6323		

S10	OIL PRESSURE WARNING LIGHT SWITCH	T10	REVERSING LIGHT SWITCH	T20	BRAKE LIGHT SWITCH
T22	SWITCH CLUTCH CONTROL (CRUISE CONTROL)	T23	SWITCH BRAKE ACTUATION (ENGINE TIMING)	T25	SWITCH CLUTCH CONTROL (ENGINE CONTROL)

FUNCTIONS ON THE VEHICLE

Vehicle	alim.	kW	Date	Engine	 S10	 T10	 T20 - T23	 T22 - T25
---------	-------	----	------	--------	---	---	--	---

ENGINE				
2.2 D 4WD	Diesel	120	03/11->	Z 22 D1

Engine	Information	S10	T10	T20 - T23	T22 - T25
All engines		7.0096			
All engines	with mounting parts		7.6323		

ENGINE				
2.2 D 4WD	Diesel	135	03/11->	A 22 DMH, Z 22 D1

Engine	Information	S10	T10	T20 - T23	T22 - T25
All engines	MODEL TO:2011	7.0096			
All engines	with mounting parts		7.6323		

ENGINE				
2.2 L	Diesel	132	01/12->	LNQ

Engine	Information	S10	T10	T20 - T23	T22 - T25
All engines			7.6323		

ENGINE				
2.4	Petrol	100	06/06->	Z 24 SED

Engine	Information	S10	T10	T20 - T23	T22 - T25
All engines		7.0069			7.1242 T22

ENGINE				
2.4	Petrol	123	03/11->	LES

Engine	Information	S10	T10	T20 - T23	T22 - T25
All engines			7.6323		

ENGINE				
2.4	Petrol	136	01/12->	LAF

Engine	Information	S10	T10	T20 - T23	T22 - T25
All engines			7.6323		

ENGINE				
2.4 4WD	Petrol	100	06/06->	Z 24 SED

Engine	Information	S10	T10	T20 - T23	T22 - T25
All engines	PRODUCTCODE AL	7.0069			
All engines					7.1242 T22

ENGINE				
2.4 4WD	Petrol	123	03/11->	LES

Engine	Information	S10	T10	T20 - T23	T22 - T25
All engines			7.6323		

ENGINE				
2.4 LPG	Petrol/ Petro- leum Gas (LPG)	100	01/07->	Z 24 SED

Engine	Information	S10	T10	T20 - T23	T22 - T25
All engines		7.0069			7.1242 T22

ENGINE				
2.4 LPG 4WD	Petrol/ Petro- leum Gas (LPG)	100	01/07->	Z 24 SED

Engine	Information	S10	T10	T20 - T23	T22 - T25
All engines		7.0069			7.1242 T22

ENGINE				
2.4 VVT	Petrol	123	03/11->	A 24 XE

Engine	Information	S10	T10	T20 - T23	T22 - T25
All engines	with mounting parts		7.6323		

COBALT

ENGINE				
1.5	Petrol	77	01/14->	L2C

Engine	Information	S10	T10	T20 - T23	T22 - T25
All engines					7.1242 T22





CRUZE

ENGINE				
1.4	Petrol	103	09/10->	A 14 NET, LUJ

Engine	Information	S10	T10	T20 - T23	T22 - T25
Eng. LUJ		7.0141			

S10 OIL PRESSURE WARNING LIGHT SWITCH	T10 REVERSING LIGHT SWITCH	T20 BRAKE LIGHT SWITCH
T22 SWITCH CLUTCH CONTROL (CRUISE CONTROL)	T23 SWITCH BRAKE ACTUATION (ENGINE TIMING)	T25 SWITCH CLUTCH CONTROL (ENGINE CONTROL)

FUNCTIONS ON THE VEHICLE

Vehicle	alim.	kW	Date	Engine	 S10	 T10	 T20 - T23	 T22 - T25
---------	-------	----	------	--------	---	---	--	---

CRUZE

ENGINE							
1.4	Petrol	103	09/10->	A 14 NET, LUJ			
Engine	Information			S10	T10	T20 - T23	T22 - T25
Eng. A 14 NET	COL:black, Conn. nr. 1, spanner size 22, switch press. 0.40-0.60 bar, thread M10x1			7.0183			
All engines	with mounting parts				7.6323		

ENGINE							
1.4	Petrol	74	07/13->	A 14 XER, LDD			
Engine	Information			S10	T10	T20 - T23	T22 - T25
All engines	COL:black, Conn. nr. 1, spanner size 22, switch press. 0.40-0.60 bar, thread M10x1			7.0183			
All engines	see connection type, with mounting parts				7.6323		

ENGINE							
1.6	Petrol	80	05/09->	F16D3, LXT, LXV			
Engine	Information			S10	T10	T20 - T23	T22 - T25
Eng. F16D3, LXT				7.0069			
Eng. LXV				7.0141			

ENGINE							
1.6	Petrol	83	05/09->	F16D4			
Engine	Information			S10	T10	T20 - T23	T22 - T25
All engines	COL:black, Conn. nr. 1, spanner size 22, switch press. 0.40-0.60 bar, thread M10x1			7.0183			

ENGINE							
1.6	Petrol	86	12/12->	F16D4, LDE			
Engine	Information			S10	T10	T20 - T23	T22 - T25
Eng. LDE				7.0141			
Eng. F16D4	COL:black, Conn. nr. 1, spanner size 22, switch press. 0.40-0.60 bar, thread M10x1			7.0183			

ENGINE							
1.6	Petrol	89	12/12->	F16D4			
Engine	Information			S10	T10	T20 - T23	T22 - T25
All engines				7.0141			

ENGINE							
1.6	Petrol	91	05/09->	F16D4, LDE			
Engine	Information			S10	T10	T20 - T23	T22 - T25
Eng. LDE				7.0141			
Eng. F16D4	COL:black, Conn. nr. 1, spanner size 22, switch press. 0.40-0.60 bar, thread M10x1			7.0183			
Eng. F16D4	+start-stop function, with mounting parts				7.6323		

ENGINE							
1.6 BiFuel	Petrol/ Petro- leum Gas (LPG)	83	05/09-12/11	F16D4			
Engine	Information			S10	T10	T20 - T23	T22 - T25
All engines	COL:black, Conn. nr. 1, spanner size 22, switch press. 0.40-0.60 bar, thread M10x1			7.0183			

ENGINE							
1.7 D	Diesel	96	01/12->	A 17 DTS, LUD			
Engine	Information			S10	T10	T20 - T23	T22 - T25
All engines				7.0170			
All engines	with mounting parts				7.6323		

ENGINE							
1.7 TD	Diesel	81	08/13->	A 17 DTE			
Engine	Information			S10	T10	T20 - T23	T22 - T25
All engines				7.0170			
All engines	with mounting parts				7.6323		

ENGINE							
1.7 TD	Diesel	96	08/12->	A 17 DTS, LUD			
Engine	Information			S10	T10	T20 - T23	T22 - T25
All engines				7.0170			
All engines	with mounting parts				7.6323		

S10	OIL PRESSURE WARNING LIGHT SWITCH	T10	REVERSING LIGHT SWITCH	T20	BRAKE LIGHT SWITCH
T22	SWITCH CLUTCH CONTROL (CRUISE CONTROL)	T23	SWITCH BRAKE ACTUATION (ENGINE TIMING)	T25	SWITCH CLUTCH CONTROL (ENGINE CONTROL)

FUNCTIONS ON THE VEHICLE

Vehicle	alim.	kW	Date	Engine	 S10	 T10	 T20 - T23	 T22 - T25
---------	-------	----	------	--------	---	---	--	---

ENGINE				
1.8	Petrol	103	11/09->	F18D4, LUW

Engine	Information	S10	T10	T20 - T23	T22 - T25
Eng. LUW		7.0141			
Eng. F18D4	COL:black, Conn. nr. 1, spanner size 22, switch press. 0.40-0.60 bar, thread M10x1	7.0183			

ENGINE				
1.8	Petrol	104	05/09->	2H0, F18D4

Engine	Information	S10	T10	T20 - T23	T22 - T25
Eng. 2H0		7.0141			
Eng. F18D4	COL:black, Conn. nr. 1, spanner size 22, switch press. 0.40-0.60 bar, thread M10x1	7.0183			
Eng. F18D4	+start-stop function, with mounting parts		7.6323		

ENGINE				
1.8 LPG	Petrol/ Petro- leum Gas (LPG)	104	06/11->	2H0, F18D4

Engine	Information	S10	T10	T20 - T23	T22 - T25
Eng. 2H0		7.0141			
Eng. F18D4	COL:black, Conn. nr. 1, spanner size 22, switch press. 0.40-0.60 bar, thread M10x1	7.0183			

ENGINE				
2.0 CDI	Diesel	110	05/09->	Z 20 DMH

Engine	Information	S10	T10	T20 - T23	T22 - T25
All engines		7.0096	7.6323		

ENGINE				
2.0 CDI	Diesel	120	08/10->	LNP, Z 20 D1

Engine	Information	S10	T10	T20 - T23	T22 - T25
All engines		7.0096			
All engines	with mounting parts		7.6323		

ENGINE				
2.0 CDI	Diesel	92	05/09-05/11	Z 20 S1

Engine	Information	S10	T10	T20 - T23	T22 - T25
All engines		7.0069			

ENGINE				
2.0 TD	Diesel	120	08/12->	LNP, Z 20 D1

Engine	Information	S10	T10	T20 - T23	T22 - T25
Eng. LNP		7.0096			
All engines	with mounting parts		7.6323		

EPICA

ENGINE				
2.0	Petrol	105	06/06->	X 20 D1

Engine	Information	S10	T10	T20 - T23	T22 - T25
All engines	AL/CU WASHER (+), WASHER (-)	7.0069			
All engines	spanner size 19, thread M12x1.5		7.6073		
All engines					7.1242 T22

ENGINE				
2.0	Petrol	94	01/05-12/06	C 20 SED

Engine	Information	S10	T10	T20 - T23	T22 - T25
All engines	org. AL/CU WASHER (+)	7.0069			
All engines	spanner size 19, thread M12x1.5		7.6073		
All engines	->ch. 180199, ch. 180200 ->, man.			7.1251 T20	





ENGINE				
2.0	Petrol	98	01/05-12/06	T20SED

Engine	Information	S10	T10	T20 - T23	T22 - T25
All engines	AL/CU WASHER	7.0069			
All engines	spanner size 19, thread M12x1.5		7.6073		
All engines	+manual transmission, ch. 107408 ->			7.1251 T20	
All engines	+automatic transmission, ch. 107408 ->			7.1264 T20	

S10	OIL PRESSURE WARNING LIGHT SWITCH	T10	REVERSING LIGHT SWITCH	T20	BRAKE LIGHT SWITCH
T22	SWITCH CLUTCH CONTROL (CRUISE CONTROL)	T23	SWITCH BRAKE ACTUATION (ENGINE TIMING)	T25	SWITCH CLUTCH CONTROL (ENGINE CONTROL)





				FUNCTIONS ON THE VEHICLE				
Vehicle	alim.	kW	Date	Engine	 S10	 T10	 T20 - T23	 T22 - T25
ENGINE								
2.0 BiFuel	Petrol/ Petro- leum Gas (LPG)	105	01/10-12/10	X 20 D1				
Engine	Information			S10	T10	T20 - T23	T22 - T25	
All engines				7.0069			7.1242 T22	
All engines	spanner size 19, thread M12x1.5				7.6073			
ENGINE								
2.0 D	Diesel	110	01/07->	Z 20 S				
Engine	Information			S10	T10	T20 - T23	T22 - T25	
All engines	org. AL/CU WASHER			7.0069				
All engines	spanner size 19, thread M12x1.5				7.6073			
All engines							7.1242 T22	
ENGINE								
2.5	Petrol	115	06/06->	LF4, X 25 D1				
Engine	Information			S10	T10	T20 - T23	T22 - T25	
All engines	org. AL/CU WASHER (+), org. WASHER (-)			7.0069				
Eng. LF4	MODEL TO:2006					7.1264	T20	
EVANDA								
ENGINE								
2.0	Petrol	96	03/05->	T20SED, X 20 SED				
Engine	Information			S10	T10	T20 - T23	T22 - T25	
All engines	AL/CU WASHER			7.0069				
All engines	spanner size 19, thread M12x1.5				7.6073			
All engines	man., VET. 107408 ->					7.1251	T20	
Eng. X 20 SED	aut., VET. 107408 ->					7.1264	T20	
HHR								
ENGINE								
2.2	Petrol	108	01/06-12/11	L61				
Engine	Information			S10	T10	T20 - T23	T22 - T25	
All engines					7.6073			
ENGINE								
2.4	Petrol	125	10/07-12/11	LE5				
Engine	Information			S10	T10	T20 - T23	T22 - T25	
All engines					7.6073			
LACETTI								
ENGINE								
1.4	Petrol	69	03/05-03/13	F14D3				
Engine	Information			S10	T10	T20 - T23	T22 - T25	
All engines				7.0069				
All engines	spanner size 19, thread M12x1.5				7.6073			
All engines	->ch. 119751, ch. 232876 ->					7.1251	T20	
ENGINE								
1.4	Petrol	70	03/05->	F14D3				
Engine	Information			S10	T10	T20 - T23	T22 - T25	
All engines				7.0069	7.6073			
All engines	man 5 speed					7.1251	T20	
All engines	aut 4 speed					7.1264	T20	
ENGINE								
1.4 16V	Petrol	70	03/05->	F14D3				
Engine	Information			S10	T10	T20 - T23	T22 - T25	
All engines				7.0069				
All engines	spanner size 19, thread M12x1.5				7.6073			
All engines	->ch. 119751, ch. 232876 ->					7.1251	T20	
ENGINE								
1.4 BiFuel	Petrol/ Petro- leum Gas (LPG)	69	01/05-12/12	F14D3				
Engine	Information			S10	T10	T20 - T23	T22 - T25	
All engines				7.0069				
All engines	spanner size 19, thread M12x1.5				7.6073			
All engines	->ch. 119751, ch. 232876 ->					7.1251	T20	

S10 OIL PRESSURE WARNING LIGHT SWITCH	T10 REVERSING LIGHT SWITCH	T20 BRAKE LIGHT SWITCH
T22 SWITCH CLUTCH CONTROL (CRUISE CONTROL)	T23 SWITCH BRAKE ACTUATION (ENGINE TIMING)	T25 SWITCH CLUTCH CONTROL (ENGINE CONTROL)

Vehicle	alim.	kW	Date	Engine	 S10	 T10	 T20 - T23	 T22 - T25
ENGINE								
1.6	Petrol	80	03/05->	F16D3				
Engine	Information				S10	T10	T20 - T23	T22 - T25
All engines					7.0069			
All engines	spanner size 19, thread M12x1.5					7.6073		
All engines	->ch. 119751, ->ch. 232875, ch. 119572 ->, ch. 232876 ->, man.						7.1251	T20
ENGINE								
1.6 BiFuel	Petrol/ Petroleum Gas (LPG)	80	06/09-12/10	F16D3				
Engine	Information				S10	T10	T20 - T23	T22 - T25
All engines					7.0069			
All engines	spanner size 19, thread M12x1.5					7.6073		
All engines	->ch. 119751, ->ch. 232875, ch. 119572 ->, ch. 232876 ->, man.						7.1251	T20
ENGINE								
1.6 LPG	Petrol/ Petroleum Gas (LPG)	80	06/09-12/11	F16D3				
Engine	Information				S10	T10	T20 - T23	T22 - T25
All engines					7.0069			
All engines	spanner size 19, thread M12x1.5					7.6073		
All engines	->ch. 119751, ch. 232876 ->						7.1251	T20
ENGINE								
1.8	Petrol	66	08/03-12/09	F18D2				
Engine	Information				S10	T10	T20 - T23	T22 - T25
All engines					7.0069			
All engines	spanner size 19, thread M12x1.5					7.6073		
All engines	->ch. 119572, ->ch. 119751, ch. 232875 ->, ch. 232876 ->, man.						7.1251	T20
ENGINE								
1.8	Petrol	67	03/05-12/09	F18D2				
Engine	Information				S10	T10	T20 - T23	T22 - T25
All engines					7.0069		7.1251	T20
All engines	spanner size 19, thread M12x1.5					7.6073		
ENGINE								
1.8	Petrol	89	08/05->	F18D3, T18SED				
Engine	Information				S10	T10	T20 - T23	T22 - T25
All engines	AL/CU WASHER				7.0069			
All engines	spanner size 19, thread M12x1.5					7.6073		
All engines	->ch. 119751, ->ch. 232875, ch. 119572 ->, ch. 232876 ->, man.						7.1251	T20
ENGINE								
1.8	Petrol	90	05/03->	T18SED				
Engine	Information				S10	T10	T20 - T23	T22 - T25
All engines					7.0069			
All engines	spanner size 19, thread M12x1.5					7.6073		
All engines	->ch. 119751, ->ch. 232875, ch. 119572 ->, ch. 232876 ->, man.						7.1251	T20
ENGINE								
2.0	Petrol	89	03/05->	U20SED				
Engine	Information				S10	T10	T20 - T23	T22 - T25
All engines					7.0069	7.6073		
ENGINE								
2.0 D	Diesel	89	01/07->	--, Z 20 DM				
Engine	Information				S10	T10	T20 - T23	T22 - T25
All engines					7.0069			
All engines	spanner size 19, thread M12x1.5					7.6073		
ENGINE								
2.0 TCDi	Diesel	89	08/06-12/11	Z 20 DM				
Engine	Information				S10	T10	T20 - T23	T22 - T25
All engines					7.0069			
All engines	spanner size 19, thread M12x1.5					7.6073		

S10	OIL PRESSURE WARNING LIGHT SWITCH	T10	REVERSING LIGHT SWITCH	T20	BRAKE LIGHT SWITCH
T22	SWITCH CLUTCH CONTROL (CRUISE CONTROL)	T23	SWITCH BRAKE ACTUATION (ENGINE TIMING)	T25	SWITCH CLUTCH CONTROL (ENGINE CONTROL)

FUNCTIONS ON THE VEHICLE

Vehicle	alim.	kW	Date	Engine	 S10	 T10	 T20 - T23	 T22 - T25
---------	-------	----	------	--------	---	---	--	---

LANOS

1.5	Petrol	63	11/05->	ENGINE A15SMS
-----	--------	----	---------	------------------

Engine	Information	S10	T10	T20 - T23	T22 - T25
All engines		7.0069	7.6073	7.1098 T20	

1.5	Petrol	64	11/05->	ENGINE A15SMS
-----	--------	----	---------	------------------

Engine	Information	S10	T10	T20 - T23	T22 - T25
All engines		7.0069	7.6073	7.1098 T20	

1.6 16V	Petrol	78	11/05->	ENGINE A16DMS
---------	--------	----	---------	------------------

Engine	Information	S10	T10	T20 - T23	T22 - T25
All engines		7.0069	7.6073	7.1098 T20	

MALIBU

2.0 D	Diesel	118	04/12->	ENGINE LBS
-------	--------	-----	---------	---------------

Engine	Information	S10	T10	T20 - T23	T22 - T25
All engines	with mounting parts		7.6323		

2.4	Petrol	123	01/12->	ENGINE LE9
-----	--------	-----	---------	---------------

Engine	Information	S10	T10	T20 - T23	T22 - T25
All engines	with mounting parts		7.6323		

2.4	Petrol	125	01/12->	ENGINE LE9
-----	--------	-----	---------	---------------

Engine	Information	S10	T10	T20 - T23	T22 - T25
All engines	with mounting parts		7.6323		

3.0	Petrol	196	04/13->	ENGINE LFW
-----	--------	-----	---------	---------------

Engine	Information	S10	T10	T20 - T23	T22 - T25
All engines			7.6323		

MATIZ

0.8	Petrol	38	03/05-12/13	ENGINE A08S, F8CV
-----	--------	----	-------------	----------------------

Engine	Information	S10	T10	T20 - T23	T22 - T25
All engines		7.0017			
All engines	man.			7.1251 T20	

0.8 LPG	Petrol/ Petro- leum Gas (LPG)	38	03/05->	ENGINE A08S, F8CV
---------	--	----	---------	----------------------

Engine	Information	S10	T10	T20 - T23	T22 - T25
All engines		7.0017			
All engines	man.			7.1251 T20	

1.0	Petrol	46	01/08-12/13	ENGINE B10S
-----	--------	----	-------------	----------------

Engine	Information	S10	T10	T20 - T23	T22 - T25
All engines		7.0017			
All engines	+manual transmission			7.1251 T20	
All engines	+automatic transmission			7.1264 T20	

1.0	Petrol	47	03/05->	ENGINE B10S
-----	--------	----	---------	----------------





Engine	Information	S10	T10	T20 - T23	T22 - T25
All engines		7.0017			
All engines	man.			7.1251 T20	

1.0	Petrol	49	03/05->	ENGINE B10S1
-----	--------	----	---------	-----------------

Engine	Information	S10	T10	T20 - T23	T22 - T25
All engines		7.0017			
All engines	man.			7.1251 T20	

S10 OIL PRESSURE WARNING LIGHT SWITCH	T10 REVERSING LIGHT SWITCH	T20 BRAKE LIGHT SWITCH
T22 SWITCH CLUTCH CONTROL (CRUISE CONTROL)	T23 SWITCH BRAKE ACTUATION (ENGINE TIMING)	T25 SWITCH CLUTCH CONTROL (ENGINE CONTROL)

FUNCTIONS ON THE VEHICLE

Vehicle	alim.	kW	Date	Engine	 S10	 T10	 T20 - T23	 T22 - T25
---------	-------	----	------	--------	---	---	--	---

ENGINE				
1.0 LPG	Petrol/ Petroleum Gas (LPG)	49	03/05->	B10S1

Engine	Information	S10	T10	T20 - T23	T22 - T25
All engines		7.0017			
All engines	man.			7.1251 T20	

NUBIRA				
ENGINE				
1.4	Petrol	69	01/05-12/07	F14D3

Engine	Information	S10	T10	T20 - T23	T22 - T25
All engines		7.0069			
All engines	spanner size 19, thread M12x1.5		7.6073		
All engines	->ch. 119751, ch. 232876 ->			7.1251 T20	

ENGINE				
1.4	Petrol	70	01/06-12/08	F14D3

Engine	Information	S10	T10	T20 - T23	T22 - T25
All engines		7.0069			
All engines	AL/CU WASHER		7.6073	7.1251 T20	7.1242 T25

ENGINE				
1.6	Petrol	76	01/10->	LXT

Engine	Information	S10	T10	T20 - T23	T22 - T25
All engines		7.0069	7.6073		
All engines	+manual transmission			7.1251 T20	
All engines	+automatic transmission			7.1264 T20	

ENGINE				
1.6	Petrol	80	03/05-12/11	F16D3

Engine	Information	S10	T10	T20 - T23	T22 - T25
All engines		7.0069			
All engines	spanner size 19, thread M12x1.5		7.6073		
All engines	->ch. 119751, ch. 232876 ->			7.1251 T20	

ENGINE				
1.6 LPG	Petrol/ Petroleum Gas (LPG)	80	03/05-12/10	F16D3

Engine	Information	S10	T10	T20 - T23	T22 - T25
All engines		7.0069			
All engines	spanner size 19, thread M12x1.5		7.6073		
All engines	->ch. 119751, ch. 232876 ->			7.1251 T20	

ENGINE				
1.8	Petrol	89	08/05-12/11	F18D3

Engine	Information	S10	T10	T20 - T23	T22 - T25
All engines		7.0069			
All engines	spanner size 19, thread M12x1.5		7.6073		
All engines	->ch. 119751, ->ch. 232875, ch. 119752 ->, ch. 232876 ->, man.			7.1251 T20	

ENGINE				
1.8	Petrol	90	03/05-12/09	T18SED

Engine	Information	S10	T10	T20 - T23	T22 - T25
All engines		7.0069			
All engines	spanner size 19, thread M12x1.5		7.6073		
All engines	->ch. 119751, ->ch. 232875, ch. 119752 ->, ch. 232876 ->, man.			7.1251 T20	





ENGINE				
2.0 D	Diesel	89	01/05-12/11	Z 20 DM, Z 20 S

Engine	Information	S10	T10	T20 - T23	T22 - T25
All engines		7.0069			7.1242 T22
All engines	spanner size 19, thread M12x1.5		7.6073		

OPTRA				
ENGINE				
1.4 16V	Petrol	70	03/05->	F14D3

Engine	Information	S10	T10	T20 - T23	T22 - T25
All engines		7.0069	7.6073	7.1251 T20	

S10 OIL PRESSURE WARNING LIGHT SWITCH	T10 REVERSING LIGHT SWITCH	T20 BRAKE LIGHT SWITCH
T22 SWITCH CLUTCH CONTROL (CRUISE CONTROL)	T23 SWITCH BRAKE ACTUATION (ENGINE TIMING)	T25 SWITCH CLUTCH CONTROL (ENGINE CONTROL)

				FUNCTIONS ON THE VEHICLE					
Vehicle	alim.	kW	Date	Engine	 S10	 T10	 T20 - T23	 T22 - T25	
				ENGINE					
1.6	Petrol	78	08/03-12/08	LXT					
Engine					Information	S10	T10	T20 - T23	T22 - T25
All engines						7.0069	7.6073		
All engines					+manual transmission			7.1251 T20	
All engines					+automatic transmission			7.1264 T20	
				ENGINE					
1.6	Petrol	80	08/03-12/08	F16D3					
Engine					Information	S10	T10	T20 - T23	T22 - T25
All engines						7.0069	7.6073		
All engines					+manual transmission			7.1251 T20	
All engines					+automatic transmission			7.1264 T20	
				ENGINE					
1.6 SRV	Petrol	74	06/06->	F16D3					
Engine					Information	S10	T10	T20 - T23	T22 - T25
All engines						7.0069	7.6073		
All engines					+manual transmission			7.1251 T20	
All engines					+automatic transmission			7.1264 T20	
				ENGINE					
1.8	Petrol	90	08/03->	F18D3, T18SED					
Engine					Information	S10	T10	T20 - T23	T22 - T25
All engines						7.0069	7.6073		
All engines					+manual transmission			7.1251 T20	
All engines					+automatic transmission			7.1264 T20	
				ENGINE					
1.8 SRV	Petrol	90	06/06->	T18SED					
Engine					Information	S10	T10	T20 - T23	T22 - T25
All engines						7.0069	7.6073		
All engines					+manual transmission			7.1251 T20	
All engines					+automatic transmission			7.1264 T20	
				ENGINE					
2.0	Petrol	0	03/05->	U20SED					
Engine					Information	S10	T10	T20 - T23	T22 - T25
All engines						7.0069	7.6073		
All engines					+manual transmission			7.1251 T20	
All engines					+automatic transmission			7.1264 T20	
				ENGINE					
2.0	Petrol	98	06/99-07/03	X 20 SED					
Engine					Information	S10	T10	T20 - T23	T22 - T25
All engines						7.0069	7.6073		
All engines					+manual transmission			7.1251 T20	
All engines					+automatic transmission			7.1264 T20	
				ENGINE					
2.0 TCDi	Diesel	92	01/07->	Z 20 S1					
Engine					Information	S10	T10	T20 - T23	T22 - T25
All engines						7.0069	7.6073		7.1242 T22
				ENGINE					
2.0 TDCi	Diesel	76	08/11->	--					
Engine					Information	S10	T10	T20 - T23	T22 - T25
All engines						7.0069	7.6073		7.1242 T22
				ENGINE					
2.0 TDCi	Diesel	89	08/06-12/08	LMN					
Engine					Information	S10	T10	T20 - T23	T22 - T25
All engines						7.0069	7.6073		7.1242 T22
				ORLANDO					
				ENGINE					
1.4	Petrol	103	06/12->	LUJ					
Engine					Information	S10	T10	T20 - T23	T22 - T25
All engines					COL:black, Conn. nr. 1, spanner size 22, switch press. 0.40-0.60 bar, thread M10x1	7.0183			
All engines					with mounting parts		7.6323		

S10	OIL PRESSURE WARNING LIGHT SWITCH	T10	REVERSING LIGHT SWITCH	T20	BRAKE LIGHT SWITCH
T22	SWITCH CLUTCH CONTROL (CRUISE CONTROL)	T23	SWITCH BRAKE ACTUATION (ENGINE TIMING)	T25	SWITCH CLUTCH CONTROL (ENGINE CONTROL)

Vehicle	alim.	kW	Date	Engine	 S10	 T10	 T20 - T23	 T22 - T25
---------	-------	----	------	--------	---	---	--	---

ENGINE				
1.8	Petrol	104	02/11->	2H0, F18D4

Engine	Information	S10	T10	T20 - T23	T22 - T25
Eng. 2H0		7.0141			
Eng. F18D4	COL:black, Conn. nr. 1, spanner size 22, switch press. 0.40-0.60 bar, thread M10x1	7.0183			
Eng. 2H0	see connection type		7.6323		

ENGINE				
1.8 LPG	Petrol/ Petroleum Gas (LPG)	104	06/11->	2H0, F18D4

Engine	Information	S10	T10	T20 - T23	T22 - T25
Eng. 2H0		7.0141			
Eng. F18D4	COL:black, Conn. nr. 1, spanner size 22, switch press. 0.40-0.60 bar, thread M10x1	7.0183			
Eng. 2H0	see connection type		7.6323		

ENGINE				
2.0 D	Diesel	120	02/11->	LNP, Z 20 D1

Engine	Information	S10	T10	T20 - T23	T22 - T25
All engines	pole nr. 1	7.0096			
Eng. LNP	see connection type		7.6323		

ENGINE				
2.0 D	Diesel	96	02/11->	Z 20 D1

Engine	Information	S10	T10	T20 - T23	T22 - T25
All engines		7.0096			

REZZO

ENGINE				
1.6	Petrol	66	03/05-03/09	A16DMS

Engine	Information	S10	T10	T20 - T23	T22 - T25
All engines		7.0069			
All engines	spanner size 19, thread M12x1.5		7.6073		
All engines	->ch. 119752, ->ch. 232946, ch. 119753 ->, ch. 232947 ->, man.			7.1251 T20	

ENGINE				
1.6	Petrol	77	03/05->	A16DMS

Engine	Information	S10	T10	T20 - T23	T22 - T25
All engines		7.0069			
All engines	spanner size 19, thread M12x1.5		7.6073		
All engines	->ch. 119752, ->ch. 232946, ch. 119753 ->, ch. 232947 ->, man.			7.1251 T20	

ENGINE				
1.6	Petrol	79	08/05->	A16DMS

Engine	Information	S10	T10	T20 - T23	T22 - T25
All engines		7.0069			
All engines	spanner size 19, thread M12x1.5		7.6073		
All engines	->ch. 119752, ->ch. 232946, ch. 119753 ->, ch. 232947 ->, man.			7.1251 T20	

ENGINE				
2.0	Petrol	89	03/05->	T20SED

Engine	Information	S10	T10	T20 - T23	T22 - T25
All engines		7.0069			
All engines	spanner size 19, thread M12x1.5		7.6073		
All engines	->ch. 119752, ->ch. 232946, ch. 119753 ->, ch. 232947 ->, man.			7.1251 T20	

ENGINE				
2.0	Petrol	90	08/05->	T20SED

Engine	Information	S10	T10	T20 - T23	T22 - T25
All engines		7.0069			
All engines	spanner size 19, thread M12x1.5		7.6073		
All engines	->ch. 119752, ->ch. 232946, ch. 119753 ->, ch. 232947 ->, man 5 speed, man.			7.1251 T20	

SPARK I

ENGINE				
0.8	Petrol	38	09/00-12/04	F8CV

Engine	Information	S10	T10	T20 - T23	T22 - T25
All engines	VET. 903717 ->	7.0017			
All engines	->VET. 903716	7.0173			

S10	OIL PRESSURE WARNING LIGHT SWITCH	T10	REVERSING LIGHT SWITCH	T20	BRAKE LIGHT SWITCH
T22	SWITCH CLUTCH CONTROL (CRUISE CONTROL)	T23	SWITCH BRAKE ACTUATION (ENGINE TIMING)	T25	SWITCH CLUTCH CONTROL (ENGINE CONTROL)

FUNCTIONS ON THE VEHICLE

Vehicle	alim.	kW	Date	Engine	 S10	 T10	 T20 - T23	 T22 - T25
---------	-------	----	------	--------	---	---	--	---

SPARK I

0.8	Petrol	38	09/00-12/04	ENGINE F8CV
-----	--------	----	-------------	----------------

Engine	Information	S10	T10	T20 - T23	T22 - T25
All engines	+manual transmission			7.1050 T20	
All engines	+automatic transmission			7.1065 T20	

1.0	Petrol	47	11/02-12/04	ENGINE G 10 CV
-----	--------	----	-------------	-------------------

Engine	Information	S10	T10	T20 - T23	T22 - T25
All engines	VET. 897869 ->	7.0017			
All engines	->VET. 897869	7.0173			
All engines				7.1050 T20	

SPARK II

0.8	Petrol	37	05/05->	ENGINE F8CV
-----	--------	----	---------	----------------

Engine	Information	S10	T10	T20 - T23	T22 - T25
All engines		7.0017			
All engines	man.			7.1251 T20	

1.0 LPG	Bi-Fuel	46	05/05->	ENGINE B10S
---------	---------	----	---------	----------------

Engine	Information	S10	T10	T20 - T23	T22 - T25
All engines		7.0017			
All engines	+manual transmission			7.1251 T20	
All engines	+automatic transmission			7.1264 T20	

1.0 SX	Petrol	46	05/05->	ENGINE B10S, LA2
--------	--------	----	---------	---------------------

Engine	Information	S10	T10	T20 - T23	T22 - T25
All engines		7.0017			
All engines	+manual transmission			7.1251 T20	
All engines	+automatic transmission			7.1264 T20	

1.0 SX	Petrol	49	05/05->	ENGINE B10S1
--------	--------	----	---------	-----------------

Engine	Information	S10	T10	T20 - T23	T22 - T25
All engines		7.0017		7.1251 T20	

SPARK III

1.0	Petrol	50	03/10->	ENGINE B10D1
-----	--------	----	---------	-----------------

Engine	Information	S10	T10	T20 - T23	T22 - T25
All engines		7.0017			

1.0 LPG	Petrol/ Petro- leum Gas (LPG)	48	07/10->	ENGINE B10D1
---------	--	----	---------	-----------------

Engine	Information	S10	T10	T20 - T23	T22 - T25
All engines		7.0017			





1.0 LPG	Petrol/ Petro- leum Gas (LPG)	50	03/10->	ENGINE B10D1, LMT
---------	--	----	---------	----------------------

Engine	Information	S10	T10	T20 - T23	T22 - T25
All engines	-> 18/04/12	7.0017			
Eng. LMT	-cruise control, man 5 speed			7.1251 T20	
Eng. LMT	aut 4 speed			7.1264 T20	





1.2	Petrol	60	03/10->	ENGINE B12D1, LMU
-----	--------	----	---------	----------------------

Engine	Information	S10	T10	T20 - T23	T22 - T25
All engines	-> 18/04/12	7.0017			
Eng. LMU	-cruise control, man 5 speed			7.1251 T20	
Eng. LMU	aut 4 speed			7.1264 T20	

S10	OIL PRESSURE WARNING LIGHT SWITCH	T10	REVERSING LIGHT SWITCH	T20	BRAKE LIGHT SWITCH
T22	SWITCH CLUTCH CONTROL (CRUISE CONTROL)	T23	SWITCH BRAKE ACTUATION (ENGINE TIMING)	T25	SWITCH CLUTCH CONTROL (ENGINE CONTROL)

Vehicle	alim.	kW	Date	Engine	 S10	 T10	 T20 - T23	 T22 - T25
ENGINE								
1.2	Petrol	61	01/11->	Z12XE				
Engine	Information				S10	T10	T20 - T23	T22 - T25
All engines	-> 18/04/12				7.0017			
All engines	-cruise control, man 5 speed						7.1251 T20	
All engines	aut 4 speed						7.1264 T20	
ENGINE								
1.2 LPG	Petrol/ Petroleum Gas (LPG)	60	03/10->	B12D1, LMU				
Engine	Information				S10	T10	T20 - T23	T22 - T25
All engines	-> 18/04/12				7.0017			
Eng. LMU	-cruise control, man 5 speed						7.1251 T20	
Eng. LMU	aut 4 speed						7.1264 T20	
TACUMA								
1.6	Petrol	79	02/05->	A16DMS				
Engine	Information				S10	T10	T20 - T23	T22 - T25
All engines					7.0069	7.6073		
All engines	+manual transmission, pole nr. 2						7.1251 T20	
All engines	+automatic transmission, pole nr. 4						7.1264 T20	
ENGINE								
2.0	Petrol	90	02/05->	X20SED				
Engine	Information				S10	T10	T20 - T23	T22 - T25
All engines					7.0069	7.6073		
All engines	+manual transmission, pole nr. 2						7.1251 T20	
All engines	+automatic transmission, pole nr. 4						7.1264 T20	
TRAX								
1.4	Petrol	103	12/12->	A14NET				
Engine	Information				S10	T10	T20 - T23	T22 - T25
All engines	COL:black, Conn. nr. 1, spanner size 22, switch press. 0.40-0.60 bar, thread M10x1				7.0183			
All engines	with mounting parts					7.6323		
ENGINE								
1.4 AWD	Petrol	103	12/12->	A14NET				
Engine	Information				S10	T10	T20 - T23	T22 - T25
All engines	COL:black, Conn. nr. 1, spanner size 22, switch press. 0.40-0.60 bar, thread M10x1				7.0183			
All engines	with mounting parts					7.6323		
All engines							7.1242 T25	
ENGINE								
1.4 LPG	Petrol/ Petroleum Gas (LPG)	103	04/13->	A14NET				
Engine	Information				S10	T10	T20 - T23	T22 - T25
All engines	COL:black, Conn. nr. 1, spanner size 22, switch press. 0.40-0.60 bar, thread M10x1				7.0183			
ENGINE								
1.6	Petrol	85	12/12->	A16XER				
Engine	Information				S10	T10	T20 - T23	T22 - T25
All engines	COL:black, Conn. nr. 1, spanner size 22, switch press. 0.40-0.60 bar, thread M10x1				7.0183			
All engines	with mounting parts					7.6323		
All engines							7.1242 T25	
ENGINE								
1.6 D	Diesel	100	11/14-12/15	LVL				
Engine	Information				S10	T10	T20 - T23	T22 - T25
All engines	with mounting parts					7.6323		
ENGINE								
1.6 D AWD	Diesel	100	11/14-12/15	LVL				
Engine	Information				S10	T10	T20 - T23	T22 - T25
All engines	with mounting parts					7.6323		

S10	OIL PRESSURE WARNING LIGHT SWITCH	T10	REVERSING LIGHT SWITCH	T20	BRAKE LIGHT SWITCH
T22	SWITCH CLUTCH CONTROL (CRUISE CONTROL)	T23	SWITCH BRAKE ACTUATION (ENGINE TIMING)	T25	SWITCH CLUTCH CONTROL (ENGINE CONTROL)

				FUNCTIONS ON THE VEHICLE				
Vehicle	alim.	kW	Date	Engine	 S10	 T10	 T20 - T23	 T22 - T25

				ENGINE
1.7 TD	Diesel	96	12/12->	A 17 DTS

Engine	Information	S10	T10	T20 - T23	T22 - T25
All engines		7.0170			
All engines	with mounting parts		7.6323		

				ENGINE
1.7 TD AWD	Diesel	96	12/12->	A 17 DTS

Engine	Information	S10	T10	T20 - T23	T22 - T25
All engines		7.0170			
All engines	with mounting parts		7.6323		

				ENGINE
1.8	Petrol	103	03/13->	2H0, A18XER

Engine	Information	S10	T10	T20 - T23	T22 - T25
All engines	COL:black, Conn. nr. 1, spanner size 22, switch press. 0.40-0.60 bar, thread M10x1	7.0183			

				ENGINE
1.8 AWD	Petrol	103	03/13->	2H0, A18XER

Engine	Information	S10	T10	T20 - T23	T22 - T25
All engines	COL:black, Conn. nr. 1, spanner size 22, switch press. 0.40-0.60 bar, thread M10x1	7.0183			

VIVANT

				ENGINE
1.6	Petrol	77	01/05->	A16DMS

Engine	Information	S10	T10	T20 - T23	T22 - T25
All engines		7.0069	7.6073		

				ENGINE
1.6	Petrol	78	08/01->	A16DMS

Engine	Information	S10	T10	T20 - T23	T22 - T25
All engines		7.0069	7.6073		

				ENGINE
1.8	Petrol	72	05/00->	F18S2

Engine	Information	S10	T10	T20 - T23	T22 - T25
All engines		7.0069	7.6073		

				ENGINE
2.0	Petrol	89	08/00->	X 20 SED

Engine	Information	S10	T10	T20 - T23	T22 - T25
All engines		7.0069	7.6073		

				ENGINE
2.0 CX	Petrol	89	01/05->	T20SED

Engine	Information	S10	T10	T20 - T23	T22 - T25
All engines		7.0069	7.6073		

VOLT

				ENGINE
1.4 EV150 Range Extender	Petrol/Electro	63	01/11-12/15	LUU

Engine	Information	S10	T10	T20 - T23	T22 - T25
All engines	COL:black, Conn. nr. 1, spanner size 22, switch press. 0.40-0.60 bar, thread M10x1	7.0183			

S10 OIL PRESSURE WARNING LIGHT SWITCH	T10 REVERSING LIGHT SWITCH	T20 BRAKE LIGHT SWITCH
T22 SWITCH CLUTCH CONTROL (CRUISE CONTROL)	T23 SWITCH BRAKE ACTUATION (ENGINE TIMING)	T25 SWITCH CLUTCH CONTROL (ENGINE CONTROL)

Vehicle	alim.	kW	Date	Engine	 S10	 T10	 T20 - T23	 T22 - T25
---------	-------	----	------	--------	---	---	--	---

CROSSFIRE

3.2	Petrol	160	07/03-12/08	ENGINE
				EGX

Engine	Information	S10	T10	T20 - T23	T22 - T25
All engines	man.			7.1088 T20	

DELTA

1.4	Petrol	88	08/11->	ENGINE
				198 A4.000

Engine	Information	S10	T10	T20 - T23	T22 - T25
All engines	COL:black, switch press. 0.30-0.60 bar	7.0096			
All engines			7.6196		
All engines	-start-stop function			7.1161 T20	7.1170 T22
All engines	+start-stop function			7.1247 T20	

1.4 16V	Petrol	103	08/11->	ENGINE
				198 A7.000

Engine	Information	S10	T10	T20 - T23	T22 - T25
All engines			7.6196		
All engines	-start-stop function			7.1161 T20	7.1170 T22
All engines	+start-stop function			7.1247 T20	

1.6 D Multijet	Diesel	88	08/11->	ENGINE
				844A3000

Engine	Information	S10	T10	T20 - T23	T22 - T25
All engines	COL:black, switch press. 0.30-0.60 bar	7.0096			
All engines			7.6196		
All engines	-start-stop function			7.1161 T20	7.1170 T22
All engines	+start-stop function			7.1247 T20	

2.0 D Multijet	Diesel	121	08/11->	ENGINE
				198 A5.000

Engine	Information	S10	T10	T20 - T23	T22 - T25
All engines	COL:black, switch press. 0.30-0.60 bar	7.0096			
All engines			7.6196		
All engines	-start-stop function			7.1161 T20	7.1170 T22
All engines	+start-stop function			7.1247 T20	

SEBRING III

2.0 CRD	Diesel	103	07/07-12/10	ENGINE
				ECD

Engine	Information	S10	T10	T20 - T23	T22 - T25
All engines	01/01/08 ->	7.0132			

VOYAGER II

2.5 TD	Diesel	85	01/95-03/01	ENGINE
				ENC

Engine	Information	S10	T10	T20 - T23	T22 - T25
All engines			7.6127		

2.5 TDi AWD	Diesel	85	10/95-03/01	ENGINE
				ENC

Engine	Information	S10	T10	T20 - T23	T22 - T25
All engines			7.6127		

YPSILON

0.9 Twinair	Petrol	63	05/11->	ENGINE
				312 A2.000

Engine	Information	S10	T10	T20 - T23	T22 - T25
All engines	COL:black, switch press. 0.30-0.60 bar	7.0096			
All engines			7.6142	7.1247 T20	





1.2	Petrol	51	05/11->	ENGINE
				169 A4.000

Engine	Information	S10	T10	T20 - T23	T22 - T25
All engines	COL:black, switch press. 0.30-0.60 bar	7.0096			
All engines			7.6142	7.1247 T20	

1.3 Multijet	Diesel	70	05/11->	ENGINE
				199 B1.000

Engine	Information	S10	T10	T20 - T23	T22 - T25
All engines	COL:black, switch press. 0.30-0.60 bar	7.0096			

S10 OIL PRESSURE WARNING LIGHT SWITCH	T10 REVERSING LIGHT SWITCH	T20 BRAKE LIGHT SWITCH
T22 SWITCH CLUTCH CONTROL (CRUISE CONTROL)	T23 SWITCH BRAKE ACTUATION (ENGINE TIMING)	T25 SWITCH CLUTCH CONTROL (ENGINE CONTROL)

					FUNCTIONS ON THE VEHICLE			
Vehicle	alim.	kW	Date	Engine				
					S10	T10	T20 - T23	T22 - T25

					ENGINE
1.3 Multijet	Diesel	70	05/11->		199 B1.000

Engine	Information	S10	T10	T20 - T23	T22 - T25
All engines	UFI	7.0163			
All engines			7.6067	7.1247	T20

S10	OIL PRESSURE WARNING LIGHT SWITCH	T10	REVERSING LIGHT SWITCH	T20	BRAKE LIGHT SWITCH
T22	SWITCH CLUTCH CONTROL (CRUISE CONTROL)	T23	SWITCH BRAKE ACTUATION (ENGINE TIMING)	T25	SWITCH CLUTCH CONTROL (ENGINE CONTROL)

Vehicle	alim.	kW	Date	Engine	 S10	 T10	 T20 - T23	 T22 - T25
---------	-------	----	------	--------	---	---	--	---

2 CV

6	Petrol	21	02/70-10/85	ENGINE A06/635, A06/664
---	--------	----	-------------	----------------------------

Engine	Information	S10	T10	T20 - T23	T22 - T25
All engines		7.0020		7.1010 T20	

ACADIANE

6	Petrol	22	08/78-10/88	ENGINE M28 (AM2)
---	--------	----	-------------	---------------------

Engine	Information	S10	T10	T20 - T23	T22 - T25
All engines		7.0020		7.1010 T20	

AX

1.3 Sport	Petrol	70	04/87-12/88	ENGINE M4A
-----------	--------	----	-------------	---------------

Engine	Information	S10	T10	T20 - T23	T22 - T25
All engines		7.0021			
All engines	-> 02/10/89		7.6015		
All engines	03/10/89 ->		7.6099		
All engines	+brake booster, -> 03/09/90, LHD			7.1007 T20	
All engines	-brake booster, LHD, RHD			7.1009 T20	
All engines	+brake booster, 04/09/90 ->, LHD			7.1091 T20	

1.4 GTi	Petrol	66	08/91-12/96	ENGINE KFY (TU3FJ2)
---------	--------	----	-------------	------------------------

Engine	Information	S10	T10	T20 - T23	T22 - T25
All engines		7.0021			
All engines	-> 02/10/89		7.6015		
All engines	03/10/89 ->		7.6099		
All engines	+brake booster, -> 03/09/90, LHD			7.1007 T20	
All engines	-brake booster, LHD, RHD			7.1009 T20	
All engines	+brake booster, 04/09/90 ->, LHD			7.1091 T20	

1.4 GTi	Petrol	69	06/91-12/96	ENGINE KFZ (TU3FJ2)
---------	--------	----	-------------	------------------------

Engine	Information	S10	T10	T20 - T23	T22 - T25
All engines		7.0021			
All engines	-> 02/10/89		7.6015		
All engines	03/10/89 ->		7.6099		
All engines	+brake booster, -> 03/09/90, LHD			7.1007 T20	
All engines	-brake booster, LHD, RHD			7.1009 T20	
All engines	+brake booster, 04/09/90 ->, LHD			7.1091 T20	

1.4 GTi	Petrol	74	06/91-12/92	ENGINE KFZ (TU3FJ2)
---------	--------	----	-------------	------------------------

Engine	Information	S10	T10	T20 - T23	T22 - T25
All engines		7.0021			
All engines	-> 02/10/89		7.6015		
All engines	03/10/89 ->		7.6099		
All engines	+brake booster, -> 03/09/90, LHD			7.1007 T20	
All engines	-brake booster, LHD, RHD			7.1009 T20	
All engines	+brake booster, 04/09/90 ->, LHD			7.1091 T20	

10	Petrol	32	09/86-06/92	ENGINE C1A
----	--------	----	-------------	---------------

Engine	Information	S10	T10	T20 - T23	T22 - T25
All engines		7.0021			
All engines	-> 02/10/89		7.6015		
All engines	03/10/89 ->		7.6099		
All engines	+brake booster, -> 03/09/90, LHD			7.1007 T20	
All engines	-brake booster, LHD, RHD			7.1009 T20	
All engines	+brake booster, 04/09/90 ->, LHD			7.1091 T20	

10	Petrol	33	07/86-12/98	ENGINE CDY (TU9M)
----	--------	----	-------------	----------------------

Engine	Information	S10	T10	T20 - T23	T22 - T25
All engines		7.0021			
All engines	-> 02/10/89		7.6015		
All engines	03/10/89 ->		7.6099		
All engines	+brake booster, -> 03/09/90, LHD			7.1007 T20	

S10 OIL PRESSURE WARNING LIGHT SWITCH	T10 REVERSING LIGHT SWITCH	T20 BRAKE LIGHT SWITCH
T22 SWITCH CLUTCH CONTROL (CRUISE CONTROL)	T23 SWITCH BRAKE ACTUATION (ENGINE TIMING)	T25 SWITCH CLUTCH CONTROL (ENGINE CONTROL)

FUNCTIONS ON THE VEHICLE

Vehicle	alim.	kW	Date	Engine	 S10	 T10	 T20 - T23	 T22 - T25
---------	-------	----	------	--------	---	---	--	---

				ENGINE
10	Petrol	33	07/86-12/98	CDY (TU9M)

Engine	Information	S10	T10	T20 - T23	T22 - T25
All engines	-brake booster, LHD, RHD			7.1009 T20	
All engines	+brake booster, 04/09/90 ->, LHD			7.1091 T20	

				ENGINE
10	Petrol	37	02/87-12/98	CDZ (TU9M)

Engine	Information	S10	T10	T20 - T23	T22 - T25
All engines		7.0021			
All engines	-> 02/10/89		7.6015		
All engines	03/10/89 ->		7.6099		
All engines	+brake booster, -> 03/09/90, LHD			7.1007 T20	
All engines	-brake booster, LHD, RHD			7.1009 T20	
All engines	+brake booster, 04/09/90 ->, LHD			7.1091 T20	

				ENGINE
10 E	Petrol	30	12/86-12/88	C3A

Engine	Information	S10	T10	T20 - T23	T22 - T25
All engines		7.0021			
All engines	-> 02/10/89		7.6015		
All engines	03/10/89 ->		7.6099		
All engines	+brake booster, -> 03/09/90, LHD			7.1007 T20	
All engines	-brake booster, LHD, RHD			7.1009 T20	
All engines	+brake booster, 04/09/90 ->, LHD			7.1091 T20	

				ENGINE
11	Petrol	40	12/86-04/94	H1A, H1B

Engine	Information	S10	T10	T20 - T23	T22 - T25
All engines		7.0021			
All engines	-> 02/10/89		7.6015		
All engines	03/10/89 ->		7.6099		
All engines	+brake booster, -> 03/09/90, LHD			7.1007 T20	
All engines	-brake booster, LHD, RHD			7.1009 T20	
All engines	+brake booster, 04/09/90 ->, LHD			7.1091 T20	

				ENGINE
11	Petrol	44	09/86-06/98	HDY, HDZ (TU1M)

Engine	Information	S10	T10	T20 - T23	T22 - T25
All engines		7.0021			
All engines	-> 02/10/89		7.6015		
All engines	03/10/89 ->		7.6099		
All engines	+brake booster, -> 03/09/90, LHD			7.1007 T20	
All engines	-brake booster, LHD, RHD			7.1009 T20	
All engines	+brake booster, 04/09/90 ->, LHD			7.1091 T20	

				ENGINE
11 4x4	Petrol	40	06/91-07/92	H1A

Engine	Information	S10	T10	T20 - T23	T22 - T25
All engines		7.0021			
All engines	-> 02/10/89		7.6015		
All engines	03/10/89 ->		7.6099		
All engines	+brake booster, -> 03/09/90, LHD			7.1007 T20	
All engines	-brake booster, LHD, RHD			7.1009 T20	
All engines	+brake booster, 04/09/90 ->, LHD			7.1091 T20	

				ENGINE
11 Cat	Petrol	40	09/88-12/89	HAZ (TU1CP)

Engine	Information	S10	T10	T20 - T23	T22 - T25
All engines		7.0021			
All engines	-> 02/10/89		7.6015		
All engines	03/10/89 ->		7.6099		
All engines	+brake booster, -> 03/09/90, LHD			7.1007 T20	
All engines	-brake booster, LHD, RHD			7.1009 T20	
All engines	+brake booster, 04/09/90 ->, LHD			7.1091 T20	

				ENGINE
14	Petrol	44	12/86-12/88	K1B, KAY (TU3CP)

Engine	Information	S10	T10	T20 - T23	T22 - T25
All engines		7.0021			

S10	OIL PRESSURE WARNING LIGHT SWITCH	T10	REVERSING LIGHT SWITCH	T20	BRAKE LIGHT SWITCH
T22	SWITCH CLUTCH CONTROL (CRUISE CONTROL)	T23	SWITCH BRAKE ACTUATION (ENGINE TIMING)	T25	SWITCH CLUTCH CONTROL (ENGINE CONTROL)

Vehicle	alim.	kW	Date	Engine	 S10	 T10	 T20 - T23	 T22 - T25
---------	-------	----	------	--------	---	---	--	---

ENGINE				
14	Petrol	44	12/86-12/88	K1B, KAY (TU3CP)

Engine	Information	S10	T10	T20 - T23	T22 - T25
All engines	-> 02/10/89		7.6015		
All engines	03/10/89 ->		7.6099		
All engines	+brake booster, -> 03/09/90, LHD			7.1007	T20
All engines	-brake booster, LHD, RHD			7.1009	T20
All engines	+brake booster, 04/09/90 ->, LHD			7.1091	T20

ENGINE				
14	Petrol	49	06/88-12/89	K1F

Engine	Information	S10	T10	T20 - T23	T22 - T25
All engines		7.0021			
All engines	-> 02/10/89		7.6015		
All engines	03/10/89 ->		7.6099		
All engines	+brake booster, -> 03/09/90, LHD			7.1007	T20
All engines	-brake booster, LHD, RHD			7.1009	T20
All engines	+brake booster, 04/09/90 ->, LHD			7.1091	T20

ENGINE				
14	Petrol	51	01/89-12/91	K1G

Engine	Information	S10	T10	T20 - T23	T22 - T25
All engines		7.0021			
All engines	-> 02/10/89		7.6015		
All engines	03/10/89 ->		7.6099		
All engines	+brake booster, -> 03/09/90, LHD			7.1007	T20
All engines	-brake booster, LHD, RHD			7.1009	T20
All engines	+brake booster, 04/09/90 ->, LHD			7.1091	T20

ENGINE				
14	Petrol	55	04/87-04/97	K2D, KDX (TU3M/Z), KDY (TU3FM), KDY (TU3M), KDZ (TU3M/Z)

Engine	Information	S10	T10	T20 - T23	T22 - T25
All engines		7.0021			
Eng. K2D, KDX (TU3M/Z), KDY (TU3FM), KDY (TU3M)	-> 02/10/89		7.6015		
All engines	03/10/89 ->		7.6099		
All engines	+brake booster, -> 03/09/90, LHD			7.1007	T20
All engines	-brake booster, LHD, RHD			7.1009	T20
All engines	+brake booster, 04/09/90 ->, LHD			7.1091	T20

ENGINE				
14	Petrol	61	01/88-12/92	K2A

Engine	Information	S10	T10	T20 - T23	T22 - T25
All engines		7.0021			
All engines	-> 02/10/89		7.6015		
All engines	03/10/89 ->		7.6099		
All engines	+brake booster, -> 03/09/90, LHD			7.1007	T20
All engines	-brake booster, LHD, RHD			7.1009	T20
All engines	+brake booster, 04/09/90 ->, LHD			7.1091	T20

ENGINE				
14	Petrol	62	01/88-12/92	K2A, K2B

Engine	Information	S10	T10	T20 - T23	T22 - T25
All engines		7.0021			
All engines	-> 02/10/89		7.6015		
All engines	03/10/89 ->		7.6099		
All engines	+brake booster, -> 03/09/90, LHD			7.1007	T20
All engines	-brake booster, LHD, RHD			7.1009	T20
All engines	+brake booster, 04/09/90 ->, LHD			7.1091	T20

ENGINE				
14 4x4	Petrol	55	08/91-12/96	KDX (TU3M/Z), KDY (TU3FM), KDY (TU3M), KDZ (TU3M/Z)

Engine	Information	S10	T10	T20 - T23	T22 - T25
All engines		7.0021			
All engines	-> 02/10/89		7.6015		
All engines	03/10/89 ->		7.6099		

S10 OIL PRESSURE WARNING LIGHT SWITCH	T10 REVERSING LIGHT SWITCH	T20 BRAKE LIGHT SWITCH
T22 SWITCH CLUTCH CONTROL (CRUISE CONTROL)	T23 SWITCH BRAKE ACTUATION (ENGINE TIMING)	T25 SWITCH CLUTCH CONTROL (ENGINE CONTROL)

FUNCTIONS ON THE VEHICLE

Vehicle	alim.	kW	Date	Engine	 S10	 T10	 T20 - T23	 T22 - T25
ENGINE								
14 4x4	Petrol	55	08/91-12/96	KDX (TU3M/Z), KDY (TU3FM), KDY (TU3M), KDZ (TU3M/Z)				
Engine	Information			S10	T10	T20 - T23	T22 - T25	
All engines	+brake booster, -> 03/09/90, LHD					7.1007	T20	
All engines	-brake booster, LHD, RHD					7.1009	T20	
All engines	+brake booster, 04/09/90 ->, LHD					7.1091	T20	
ENGINE								
14 D	Diesel	37	08/91-12/97	K9Y (TUD3Y)				
Engine	Information			S10	T10	T20 - T23	T22 - T25	
All engines	-> 15/10/90			7.0021				
All engines	16/10/90 ->			7.0116				
All engines	-> 02/10/89				7.6015			
All engines	03/10/89 ->				7.6099			
All engines	+brake booster, -> 03/09/90, LHD					7.1007	T20	
All engines	-brake booster, LHD, RHD					7.1009	T20	
All engines	+brake booster, 04/09/90 ->, LHD					7.1091	T20	
ENGINE								
14 D	Diesel	38	09/88-06/92	K9A (TUD3)				
Engine	Information			S10	T10	T20 - T23	T22 - T25	
All engines	-> 15/10/90			7.0021				
All engines	16/10/90 ->			7.0116				
All engines	-> 02/10/89				7.6015			
All engines	03/10/89 ->				7.6099			
All engines	+brake booster, -> 03/09/90, LHD					7.1007	T20	
All engines	-brake booster, LHD, RHD					7.1009	T20	
All engines	+brake booster, 04/09/90 ->, LHD					7.1091	T20	
ENGINE								
14 GT	Petrol	59	01/89-12/91	KDZ (TU3M/Z)				
Engine	Information			S10	T10	T20 - T23	T22 - T25	
All engines	02/05/88 ->			7.0021				
All engines	-> 02/10/89				7.6015			
All engines	03/10/89 ->				7.6099			
All engines						7.1007	T20	
ENGINE								
15 D	Diesel	40	08/94-12/97	VJY (TUD5)				
Engine	Information			S10	T10	T20 - T23	T22 - T25	
All engines				7.0116				
All engines	-> 02/10/89				7.6015			
All engines	03/10/89 ->				7.6099			
All engines	+brake booster, -> 03/09/90, LHD					7.1007	T20	
All engines	-brake booster, LHD, RHD					7.1009	T20	
All engines	+brake booster, 04/09/90 ->, LHD					7.1091	T20	
ENGINE								
15 D	Diesel	43	08/94-12/97	VJY (TUD5), VJZ (TUD5)				
Engine	Information			S10	T10	T20 - T23	T22 - T25	
All engines				7.0116				
All engines	-> 02/10/89				7.6015			
All engines	03/10/89 ->				7.6099			
All engines	+brake booster, -> 03/09/90, LHD					7.1007	T20	
All engines	-brake booster, LHD, RHD					7.1009	T20	
All engines	+brake booster, 04/09/90 ->, LHD					7.1091	T20	
BERLINGO I								
ENGINE								
0.0 Electric	Electric	16	05/00-10/02	SA18				
Engine	Information			S10	T10	T20 - T23	T22 - T25	
All engines						7.1091	T20	

S10 OIL PRESSURE WARNING LIGHT SWITCH	T10 REVERSING LIGHT SWITCH	T20 BRAKE LIGHT SWITCH
T22 SWITCH CLUTCH CONTROL (CRUISE CONTROL)	T23 SWITCH BRAKE ACTUATION (ENGINE TIMING)	T25 SWITCH CLUTCH CONTROL (ENGINE CONTROL)

Vehicle	alim.	kW	Date	Engine	 S10	 T10	 T20 - T23	 T22 - T25
---------	-------	----	------	--------	---	---	--	---

				ENGINE
1.1 BiFuel	Petrol/ Petroleum Gas (LPG)	44	07/96-10/02	TU1M+

Engine	Information	S10	T10	T20 - T23	T22 - T25
All engines	COL:black, spanner size 21, switch press. 0.6 bar, thread 16X1.50	7.0021			
All engines	-> 01/11/99, COL:white, spanner size 22MM, t.tnr. MA, thread M14x1.5		7.6099		
All engines	-> 01/11/99, ->org. 08420, COL:white, spanner size 22, t.tnr. BE3, t.tnr. BE3R, thread M14x1.5		7.6108		
All engines	01/12/99 ->, spanner size 22, t.tnr. MA, thread M14x1.5		7.6217		
All engines	01/12/99 ->, COL:grey, org. 08421 ->, t.tnr. BE3, t.tnr. BE3R		7.6218		
All engines				7.1091 T20	

				ENGINE
1.1 i	Petrol	44	07/96-05/08	HDZ (TU1M), HFX (TU1JP), TU1JP, TU1M+

Engine	Information	S10	T10	T20 - T23	T22 - T25
Eng. HDZ (TU1M), TU1M+	COL:black, spanner size 21, switch press. 0.6 bar, thread 16X1.50	7.0021			
Eng. TU1JP	COL:black, COL:grey, spanner size 21, switch press. 0.5 bar, thread M16x1.5	7.0116			
Eng. HFX (TU1JP)		7.0130			
All engines	-> 01/11/99, -> 28/11/99, ->org. 08420, COL:white, spanner size 22MM, t.tnr. MA, thread M14x1.5		7.6099		
Eng. TU1JP, TU1M+	-> 01/11/99, ->org. 08420, COL:white, spanner size 22, t.tnr. BE3, thread M14x1.5		7.6108		
All engines	01/12/99 ->, 29/11/99 ->, org. 08421 ->, spanner size 22, t.tnr. MA, thread M14x1.5		7.6217		
Eng. TU1JP, TU1M+	01/12/99 ->, COL:grey, org. 08421 ->, t.tnr. BE3, t.tnr. BE3R/BE4R		7.6218		
All engines	-> 01/10/02, -> 01/11/02, LHD			7.1091 T20	
Eng. HDZ (TU1M), HFX (TU1JP), TU1JP	01/11/02 ->, LHD, RHD			7.1194 T20	
All engines	-> 01/10/02, -> 01/11/02, RHD			7.1217 T20	

				ENGINE
1.2 THP	Petrol	81	03/16->	EB2DT

Engine	Information	S10	T10	T20 - T23	T22 - T25
All engines	COL:grey, t.tnr. BE4R/STT		7.6218		
All engines				7.1283 T20	

				ENGINE
1.4	Petrol	51	07/96-10/98	TU32

Engine	Information	S10	T10	T20 - T23	T22 - T25
All engines		7.0021			
All engines	-> 28/11/99		7.6099		
All engines	29/11/99 ->		7.6217		
All engines	LHD			7.1091 T20	
All engines	RHD			7.1217 T20	

				ENGINE
1.4	Petrol	53	11/02-10/05	KFW (TU3JP), TU3JP

Engine	Information	S10	T10	T20 - T23	T22 - T25
Eng. TU3JP	COL:black, COL:grey, spanner size 21, switch press. 0.5 bar, thread M16x1.5	7.0116			
Eng. KFW (TU3JP)		7.0130		7.1197 T20	
All engines	spanner size 22, thread M14x1.5		7.6217		
Eng. TU3JP				7.1194 T20	

				ENGINE
1.4	Petrol	55	07/96-10/02	TU32, TU3JP

Engine	Information	S10	T10	T20 - T23	T22 - T25
All engines	COL:black, euro 2, spanner size 21, switch press. 0.6 bar, thread 16X1.50	7.0021			
Eng. TU3JP	COL:grey, euro 3 (D3), spanner size 21, switch press. 0.5 bar, thread M16x1.5	7.0116			
All engines	COL:white, spanner size 22MM, t.tnr. MA, thread M14x1.5		7.6099		
All engines	COL:white, spanner size 22, t.tnr. BE3, thread M14x1.5		7.6108		
All engines	spanner size 22, t.tnr. MA, thread M14x1.5		7.6217		
All engines	COL:grey, t.tnr. BE3R/BE4R		7.6218		
All engines				7.1091 T20	

S10	OIL PRESSURE WARNING LIGHT SWITCH	T10	REVERSING LIGHT SWITCH	T20	BRAKE LIGHT SWITCH
T22	SWITCH CLUTCH CONTROL (CRUISE CONTROL)	T23	SWITCH BRAKE ACTUATION (ENGINE TIMING)	T25	SWITCH CLUTCH CONTROL (ENGINE CONTROL)

Vehicle	alim.	kW	Date	Engine	FUNCTIONS ON THE VEHICLE			
					S10	T10	T20 - T23	T22 - T25

ENGINE				
1.4 BiFuel	Petrol/ Petro- leum Gas (LPG)	55	07/96-10/02	TU3JP

Engine	Information	S10	T10	T20 - T23	T22 - T25
All engines	COL:black, euro 2, spanner size 21, switch press. 0.6 bar, thread 16X1.50	7.0021			
All engines	COL:black, COL:grey, euro 3 (D3), spanner size 21, switch press. 0.5 bar, thread M16x1.5	7.0116			
All engines	-> 01/12/99, COL:white, spanner size 22MM, t.tnr. MA, thread M14x1.5		7.6099		
All engines	COL:white, spanner size 22, t.tnr. BE3/BE3R, thread M14x1.5		7.6108		
All engines	01/01/00 ->, spanner size 22, t.tnr. MA, thread M14x1.5		7.6217		
All engines	01/01/00 ->, COL:grey, t.tnr. BE3R		7.6218		
All engines	LHD			7.1091	T20
All engines	RHD			7.1217	T20

ENGINE				
1.4 Bivalent	CNG	55	04/03-10/05	TU3JPCNG

Engine	Information	S10	T10	T20 - T23	T22 - T25
All engines	COL:black, euro 2, spanner size 21, switch press. 0.6 bar, thread 16X1.50	7.0021			
All engines	COL:black, COL:grey, euro 3 (D3), spanner size 21, switch press. 0.5 bar, thread M16x1.5	7.0116			
All engines	spanner size 22, t.tnr. MA, thread M14x1.5		7.6217		
All engines	COL:grey, t.tnr. BE3R		7.6218		
All engines				7.1091	T20

ENGINE				
1.4 bivalent	Petrol/ Natural Gas (CNG)	48	11/02-12/11	KFW (TU3JP), TU3JPCNG

Engine	Information	S10	T10	T20 - T23	T22 - T25
Eng. TU3JPCNG	COL:black, euro 2, spanner size 21, switch press. 0.6 bar, thread 16X1.50	7.0021			
Eng. TU3JPCNG	COL:black, COL:grey, euro 3 (D3), spanner size 21, switch press. 0.5 bar, thread M16x1.5	7.0116			
Eng. KFW (TU3JP)		7.0130			
Eng. TU3JPCNG	COL:white, man., spanner size 22MM, thread M14x1.5		7.6099		
All engines	spanner size 22, thread M14x1.5		7.6217		
Eng. TU3JPCNG	LHD			7.1091	T20
Eng. TU3JPCNG				7.1194	T20
All engines				7.1197	T20
Eng. TU3JPCNG	COL:grey				7.1210 T25

ENGINE				
1.4 CNG	Petrol/ Natural Gas (CNG)	48	11/02-03/08	KFW (TU3JP)

Engine	Information	S10	T10	T20 - T23	T22 - T25
All engines		7.0130	7.6217	7.1197	T20

ENGINE				
1.4 GNC	Gas	48	11/02->	KFW (TU3JP)

Engine	Information	S10	T10	T20 - T23	T22 - T25
All engines		7.0130	7.6217	7.1197	T20

ENGINE				
1.4 Hybrid	Diesel/ Electro	54	05/05-05/08	TU3JPHYBRID

Engine	Information	S10	T10	T20 - T23	T22 - T25
All engines	COL:grey, spanner size 21, switch press. 0.5 bar, thread M16x1.5	7.0116			
All engines	spanner size 22, thread M14x1.5		7.6217		
All engines				7.1197	T20
All engines	COL:grey				7.1210 T25
All engines	COL:brown				7.1219 T25
All engines		7.0130	7.6217	7.1197	T20

ENGINE				
1.4 i	Petrol	55	07/96-12/11	KFW (TU3JP), KFX (TU3JP), TU32, TU3A, TU3JP

Engine	Information	S10	T10	T20 - T23	T22 - T25
Eng. KFW (TU3JP), KFX (TU3JP), TU32, TU3JP	COL:black, euro 2, press. 0, 60 bar, spanner size 21, switch press. 0.6 bar, thread 16X1.50	7.0021			

S10	OIL PRESSURE WARNING LIGHT SWITCH	T10	REVERSING LIGHT SWITCH	T20	BRAKE LIGHT SWITCH
T22	SWITCH CLUTCH CONTROL (CRUISE CONTROL)	T23	SWITCH BRAKE ACTUATION (ENGINE TIMING)	T25	SWITCH CLUTCH CONTROL (ENGINE CONTROL)

Vehicle	alim.	kW	Date	Engine	 S10	 T10	 T20 - T23	 T22 - T25
---------	-------	----	------	--------	---	---	--	---

ENGINE				
1.4 i	Petrol	55	07/96-12/11	KFW (TU3JP), KFX (TU3JP), TU32, TU3A, TU3JP

Engine	Information	S10	T10	T20 - T23	T22 - T25
Eng. TU3A, TU3JP	COL:black, COL:grey, euro 3 (D3), spanner size 21, switch press. 0.5 bar, thread M16x1.5	7.0116			
Eng. KFW (TU3JP), KFX (TU3JP)	press. 0, 50 bar	7.0130			
All engines	-> 28/11/99, COL:white, man., spanner size 22MM, t.tnr. MA, thread M14x1.5		7.6099		
Eng. TU3A, TU3JP	COL:white, spanner size 22, t.tnr. BE3, thread M14x1.5		7.6108		
Eng. KFW (TU3JP), KFX (TU3JP), TU3A, TU3JP	29/11/99 ->, spanner size 22, t.tnr. MA, thread M14x1.5		7.6217		
Eng. TU3A, TU3JP	COL:grey, t.tnr. BE3R/BE4R		7.6218		
Eng. KFW (TU3JP), KFX (TU3JP), TU3A, TU3JP	-> 01/10/02, -> 01/11/02, LHD			7.1091 T20	
Eng. KFW (TU3JP), KFX (TU3JP), TU3A, TU3JP	01/11/02 ->			7.1197 T20	
Eng. KFW (TU3JP), KFX (TU3JP), TU3JP	-> 01/11/02, RHD			7.1217 T20	

ENGINE				
1.4 i bivalent	Petrol/ Natural Gas (CNG)	55	04/03-10/08	KFW (TU3JP), TU3JPCNG

Engine	Information	S10	T10	T20 - T23	T22 - T25
All engines	COL:black, euro 2, press. 0, 60 bar, spanner size 21, switch press. 0.6 bar, thread 16X1.50	7.0021			
Eng. TU3JPCNG	COL:black, COL:grey, euro 3 (D3), spanner size 21, switch press. 0.5 bar, thread M16x1.5	7.0116			
Eng. KFW (TU3JP)	press. 0, 50 bar	7.0130			
Eng. KFW (TU3JP)	-> 28/11/99		7.6099		
All engines	29/11/99 ->, spanner size 22, t.tnr. MA, thread M14x1.5		7.6217		
Eng. TU3JPCNG	COL:grey, t.tnr. BE3R		7.6218		
All engines	-> 01/11/02, LHD			7.1091 T20	
Eng. KFW (TU3JP)	01/11/02 ->			7.1197 T20	
Eng. KFW (TU3JP)	-> 01/11/02, RHD			7.1217 T20	

ENGINE				
1.6	Petrol	115	04/08-12/10	EP6CB

Engine	Information	S10	T10	T20 - T23	T22 - T25
All engines	COL:grey		7.6218		7.1210 T22
All engines				7.1213 T20	

ENGINE				
1.6 16V	Petrol	80	10/00-12/11	NFU (TU5JP4), TU5JP4

Engine	Information	S10	T10	T20 - T23	T22 - T25
Eng. TU5JP4	COL:black, COL:grey, spanner size 21, switch press. 0.5 bar, thread M16x1.5	7.0116			
Eng. NFU (TU5JP4)		7.0130			
Eng. TU5JP4	COL:white, spanner size 22, thread M14x1.5		7.6108		
Eng. TU5JP4	01/11/02 ->, spanner size 22, thread M14x1.5		7.6217		
All engines	-> 01/10/02, COL:grey		7.6218		
All engines	-> 01/10/02, -> 01/11/02, LHD			7.1091 T20	
Eng. TU5JP4	01/11/02 ->			7.1194 T20	
Eng. NFU (TU5JP4)	01/11/02 ->			7.1197 T20	
All engines	-> 01/10/02, -> 01/11/02, RHD			7.1217 T20	

ENGINE				
1.6 16V	Petrol	81	11/02-10/08	NFU (TU5JP4), TU5JP4

Engine	Information	S10	T10	T20 - T23	T22 - T25
Eng. TU5JP4	COL:grey, spanner size 21, switch press. 0.5 bar, thread M16x1.5	7.0116			
Eng. NFU (TU5JP4)		7.0130			
All engines	COL:grey		7.6218		
Eng. NFU (TU5JP4)	-> 01/11/02, LHD			7.1091 T20	
All engines	01/11/02 ->			7.1197 T20	
Eng. NFU (TU5JP4)	-> 01/11/02, RHD			7.1217 T20	
Eng. TU5JP4	COL:grey				7.1210 T25

ENGINE				
1.6 HDI 75	Diesel	55	07/05-12/11	DV6B, DV6BTED4

Engine	Information	S10	T10	T20 - T23	T22 - T25
Eng. DV6BTED4	COL:black, COL:grey, spanner size 21, switch press. 0.5 bar, thread M16x1.5	7.0116			
Eng. DV6B		7.0130			

S10 OIL PRESSURE WARNING LIGHT SWITCH	T10 REVERSING LIGHT SWITCH	T20 BRAKE LIGHT SWITCH
T22 SWITCH CLUTCH CONTROL (CRUISE CONTROL)	T23 SWITCH BRAKE ACTUATION (ENGINE TIMING)	T25 SWITCH CLUTCH CONTROL (ENGINE CONTROL)

FUNCTIONS ON THE VEHICLE

Vehicle	alim.	kW	Date	Engine	 S10	 T10	 T20 - T23	 T22 - T25
---------	-------	----	------	--------	---	---	--	---

ENGINE				
1.6 HDI 75	Diesel	55	07/05-12/11	DV6B, DV6BTED4

Engine	Information	S10	T10	T20 - T23	T22 - T25
Eng. DV6BTED4	spanner size 22, t.tnr. MA, thread M14x1.5		7.6217		
All engines	COL:grey, t.tnr. BE4R		7.6218		
Eng. DV6BTED4				7.1194	T20
All engines				7.1197	T20
All engines	COL:grey, RHD				7.1210 T22

ENGINE				
1.6 HDI 90	Diesel	66	07/05-12/11	9HX (DV6ATED4), DV6A-TED4

Engine	Information	S10	T10	T20 - T23	T22 - T25
Eng. DV6ATED4	COL:black, COL:grey, spanner size 21, switch press. 0.5 bar, thread M16x1.5	7.0116			
Eng. 9HX (DV6ATED4)		7.0130			
Eng. DV6ATED4	spanner size 22, t.tnr. MA, thread M14x1.5		7.6217		
All engines	COL:grey, t.tnr. BE4R		7.6218		
Eng. DV6ATED4				7.1194	T20
All engines				7.1197	T20
Eng. 9HX (DV6ATED4)	RHD				7.1210 T22

ENGINE				
1.8 D	Diesel	43	07/96-10/02	A9A (XUD7), XUD7

Engine	Information	S10	T10	T20 - T23	T22 - T25
All engines	-> 29/04/98, COL:black, COL:grey, spanner size 21, switch press. 0.5 bar, thread M16x1.5	7.0116			
Eng. A9A (XUD7)	30/04/98 ->	7.0130			
Eng. XUD7	-> 01/11/99, COL:white, spanner size 22MM, t.tnr. MA, thread M14x1.5		7.6099		
All engines	-> 01/11/99, -> 28/11/99, COL:white, spanner size 22, t.tnr. BE3/BE3R, thread M14x1.5		7.6108		
Eng. XUD7	01/12/99 ->, spanner size 22, t.tnr. MA, thread M14x1.5		7.6217		
All engines	01/12/99 ->, 29/11/99 ->, COL:grey, t.tnr. BE3/BE3R		7.6218		
All engines	LHD			7.1091	T20
Eng. A9A (XUD7)	RHD			7.1217	T20

ENGINE				
1.8 i	Petrol	66	05/97-10/02	LFX (XU7JB), XU7JB

Engine	Information	S10	T10	T20 - T23	T22 - T25
All engines	-> 03/05/98, COL:black, COL:grey, spanner size 21, switch press. 0.5 bar, thread M16x1.5	7.0116			
Eng. LFX (XU7JB)	04/05/98 ->	7.0130			
Eng. XU7JB	-> 01/12/99, COL:white, spanner size 22MM, t.tnr. MA, thread M14x1.5		7.6099		
All engines	-> 01/12/99, -> 28/11/99, COL:white, spanner size 22, t.tnr. BE3/BE3R, thread M14x1.5		7.6108		
Eng. XU7JB	01/01/00 ->, spanner size 22, t.tnr. MA, thread M14x1.5		7.6217		
All engines	01/01/00 ->, 29/11/99 ->, COL:grey, t.tnr. BE3R		7.6218		
All engines	LHD			7.1091	T20
Eng. LFX (XU7JB)	RHD			7.1217	T20

ENGINE				
1.8 i 4WD	Petrol	66	04/97-10/01	LFX (XU7JB)

Engine	Information	S10	T10	T20 - T23	T22 - T25
All engines	-> 03/05/98	7.0116			
All engines	04/05/98 ->	7.0130			
All engines	-> 28/11/99		7.6108		
All engines	29/11/99 ->		7.6218		
All engines	LHD			7.1091	T20
All engines	RHD			7.1217	T20

ENGINE				
1.9	Diesel	51	07/96-03/06	DW8, DW8B, XUD9, XUD9A

Engine	Information	S10	T10	T20 - T23	T22 - T25
All engines	COL:black, COL:grey, spanner size 21, switch press. 0.5 bar, thread M16x1.5	7.0116			
All engines	-> 01/12/99, COL:white, spanner size 22MM, t.tnr. MA, thread M14x1.5		7.6099		
All engines	-> 01/12/99, COL:white, spanner size 22, t.tnr. BE3/BE3R, thread M14x1.5		7.6108		
Eng. DW8, DW8B	01/01/00 ->, spanner size 22, t.tnr. MA, thread M14x1.5		7.6217		
Eng. DW8, DW8B	01/01/00 ->, COL:grey, t.tnr. BE3R		7.6218		
All engines	LHD			7.1091	T20
All engines	RHD			7.1217	T20

S10	OIL PRESSURE WARNING LIGHT SWITCH	T10	REVERSING LIGHT SWITCH	T20	BRAKE LIGHT SWITCH
T22	SWITCH CLUTCH CONTROL (CRUISE CONTROL)	T23	SWITCH BRAKE ACTUATION (ENGINE TIMING)	T25	SWITCH CLUTCH CONTROL (ENGINE CONTROL)

Vehicle	alim.	kW	Date	Engine	 S10	 T10	 T20 - T23	 T22 - T25
---------	-------	----	------	--------	---	---	--	---

ENGINE				
1.9 D	Diesel	50	07/96-12/03	D9B (XUD9A/L), DJY (XUD9A), XUD9

Engine	Information	S10	T10	T20 - T23	T22 - T25
All engines	-> 29/04/98, COL:black, COL:grey, spanner size 21, switch press. 0.5 bar, thread M16x1.5	7.0116			
Eng. D9B (XUD9A/L), DJY (XUD9A)	30/04/98 ->	7.0130			
Eng. XUD9	COL:white, spanner size 22MM, t.tnr. MA, thread M14x1.5		7.6099		
All engines	-> 28/11/99, COL:white, spanner size 22, t.tnr. BE3/BE3R, thread M14x1.5		7.6108		
Eng. D9B (XUD9A/L), DJY (XUD9A)	29/11/99 ->		7.6218		
All engines	LHD			7.1091	T20
Eng. D9B (XUD9A/L), DJY (XUD9A)	RHD			7.1217	T20

ENGINE				
1.9 D	Diesel	51	07/96-10/05	DJY (XUD9A), DW8, DW8B, WJY (DW8B), WJZ (DW8), XUD9, XUD9A

Engine	Information	S10	T10	T20 - T23	T22 - T25
Eng. DJY (XUD9A), DW8, DW8B, XUD9, XUD9A	-> 29/04/98, COL:black, COL:grey, spanner size 21, switch press. 0.5 bar, thread M16x1.5	7.0116			
Eng. DJY (XUD9A), WJY (DW8B), WJZ (DW8)	30/04/98 ->	7.0130			
Eng. DW8, DW8B, XUD9, XUD9A	-> 01/12/99, COL:white, man., spanner size 22MM, t.tnr. MA, thread M14x1.5		7.6099		
Eng. DJY (XUD9A), DW8, DW8B, WJY (DW8B), WJZ (DW8)	-> 01/12/99, -> 28/11/99, COL:white, spanner size 22, t.tnr. BE3/BE3R, thread M14x1.5		7.6108		
Eng. DW8, DW8B	01/01/00 ->, spanner size 22, t.tnr. MA, thread M14x1.5		7.6217		
Eng. DJY (XUD9A), DW8, DW8B, WJY (DW8B), WJZ (DW8)	01/01/00 ->, 29/11/99 ->, COL:grey, t.tnr. BE3R		7.6218		
All engines	-> 01/11/02, LHD			7.1091	T20
Eng. WJY (DW8B)	01/11/02 ->			7.1194	T20
All engines	-> 01/11/02, RHD			7.1217	T20

ENGINE				
1.9 D 4WD	Diesel	51	07/98-10/05	WJY (DW8B), WJZ (DW8)

Engine	Information	S10	T10	T20 - T23	T22 - T25
All engines		7.0130			
All engines	-> 28/11/99		7.6108		
All engines	29/11/99 ->		7.6218		
All engines	-> 01/11/02, LHD			7.1091	T20
Eng. WJY (DW8B)	01/11/02 ->			7.1194	T20
All engines	-> 01/11/02, RHD			7.1217	T20

ENGINE				
1.9 D 70	Diesel	51	04/99-12/11	DW8, DW8B, WJY (DW8B), WJZ (DW8)


Engine	Information	S10	T10	T20 - T23	T22 - T25
Eng. DW8, DW8B	COL:black, COL:grey, spanner size 21, switch press. 0.5 bar, thread M16x1.5	7.0116			
Eng. WJY (DW8B), WJZ (DW8)		7.0130			
Eng. DW8, DW8B	COL:white, man., spanner size 22MM, thread M14x1.5		7.6099		
Eng. WJY (DW8B), WJZ (DW8)	-> 28/11/99		7.6108		
Eng. WJY (DW8B), WJZ (DW8)	29/11/99 ->		7.6218		
All engines	-> 01/11/02, LHD			7.1091	T20
Eng. WJY (DW8B)	01/11/02 ->			7.1194	T20
All engines	-> 01/11/02, RHD			7.1217	T20

ENGINE				
1.9 D 70 4WD	Diesel	51	07/98-03/06	WJY (DW8B), WJZ (DW8)

Engine	Information	S10	T10	T20 - T23	T22 - T25
All engines		7.0130			
All engines	-> 28/11/99		7.6108		
All engines	29/11/99 ->		7.6218		
All engines	-> 01/11/02, LHD			7.1091	T20
Eng. WJY (DW8B)	01/11/02 ->			7.1194	T20
All engines	-> 01/11/02, RHD			7.1217	T20

S10	OIL PRESSURE WARNING LIGHT SWITCH	T10	REVERSING LIGHT SWITCH	T20	BRAKE LIGHT SWITCH
T22	SWITCH CLUTCH CONTROL (CRUISE CONTROL)	T23	SWITCH BRAKE ACTUATION (ENGINE TIMING)	T25	SWITCH CLUTCH CONTROL (ENGINE CONTROL)

FUNCTIONS ON THE VEHICLE

Vehicle	alim.	kW	Date	Engine	 S10	 T10	 T20 - T23	 T22 - T25
---------	-------	----	------	--------	---	---	--	---

				ENGINE
2.0 HDi	Diesel	66	08/99-10/05	DW10TD

Engine	Information	S10	T10	T20 - T23	T22 - T25
All engines	COL:black, COL:grey, spanner size 21, switch press. 0.5 bar, thread M16x1.5	7.0116			
All engines	-> 01/12/99, COL:white, spanner size 22MM, t.tnr. MA, thread M14x1.5		7.6099		
All engines	-> 01/12/99, COL:white, spanner size 22, t.tnr. BE3/BE3R, thread M14x1.5		7.6108		
All engines	01/01/00 ->, spanner size 22, t.tnr. MA, thread M14x1.5		7.6217		
All engines	01/01/00 ->, COL:grey, t.tnr. BE3R		7.6218		
All engines	-> 01/10/02, LHD			7.1091	T20
All engines	01/11/02 ->			7.1194	T20
All engines	-> 01/10/02, RHD			7.1217	T20

				ENGINE
2.0 HDi 4x4	Diesel	66	11/02-10/05	RHY (DW10TD)

Engine	Information	S10	T10	T20 - T23	T22 - T25
All engines		7.0130	7.6218	7.1197	T20

				ENGINE
2.0 HDi 90	Diesel	66	12/99-12/11	DW10TD, RHY (DW10TD)

Engine	Information	S10	T10	T20 - T23	T22 - T25
Eng. DW10TD	COL:black, COL:grey, spanner size 21, switch press. 0.5 bar, thread M16x1.5	7.0116			
Eng. RHY (DW10TD)		7.0130			
Eng. RHY (DW10TD)	-> 28/11/99		7.6108		
Eng. DW10TD	spanner size 22, t.tnr. MA, thread M14x1.5		7.6217		
All engines	29/11/99 ->, COL:grey, t.tnr. BE3R		7.6218		
All engines	-> 01/10/02, -> 01/11/02, LHD			7.1091	T20
Eng. DW10TD	01/11/02 ->			7.1194	T20
Eng. RHY (DW10TD)	01/11/02 ->			7.1197	T20
All engines	-> 01/10/02, -> 01/11/02, RHD			7.1217	T20

				ENGINE
2.0 HDi 90 4WD	Diesel	66	11/00-10/05	RHY (DW10TD)

Engine	Information	S10	T10	T20 - T23	T22 - T25
All engines		7.0130			
All engines	-> 28/11/99		7.6108		
All engines	29/11/99 ->		7.6218		
All engines	-> 01/11/02, LHD			7.1091	T20
All engines	01/11/02 ->			7.1197	T20
All engines	-> 01/11/02, RHD			7.1217	T20

				ENGINE
Electric	Electric	27	07/03-12/05	SA18

Engine	Information	S10	T10	T20 - T23	T22 - T25
All engines	-> 01/09/02, LHD			7.1091	T20
All engines	01/10/02 ->			7.1194	T20
All engines	-> 01/09/02, RHD			7.1217	T20

				ENGINE
Electric	Electric	28	01/98-12/05	--, SA18

Engine	Information	S10	T10	T20 - T23	T22 - T25
Eng. SA18	LHD			7.1091	T20
Eng. --				7.1194	T20
Eng. SA18	RHD			7.1217	T20

				ENGINE
electricque	Electric	16	01/00-10/02	--, SA18



Engine	Information	S10	T10	T20 - T23	T22 - T25
All engines	-> 01/11/02, LHD			7.1091	T20
Eng. --	01/11/02 ->			7.1194	T20
Eng. --	-> 01/11/02, RHD			7.1217	T20

BERLINGO II

				ENGINE
0.0 Electric	Electric	42	01/11-12/11	MD200175

Engine	Information	S10	T10	T20 - T23	T22 - T25
All engines				7.1197	T20

S10	OIL PRESSURE WARNING LIGHT SWITCH	T10	REVERSING LIGHT SWITCH	T20	BRAKE LIGHT SWITCH
T22	SWITCH CLUTCH CONTROL (CRUISE CONTROL)	T23	SWITCH BRAKE ACTUATION (ENGINE TIMING)	T25	SWITCH CLUTCH CONTROL (ENGINE CONTROL)

Vehicle	alim.	kW	Date	Engine	 S10	 T10	 T20 - T23	 T22 - T25
---------	-------	----	------	--------	---	---	--	---

ENGINE				
1.2 PureTech 110	Petrol	81	02/16->	--, EB2ADT, EB2DT

Engine	Information	S10	T10	T20 - T23	T22 - T25
All engines	COL:grey		7.6218		7.1210 T22
Eng. --, EB2DT	no specific info conc. application available			7.1213, 7.1283 T20	

ENGINE				
1.4	Petrol	55	06/08-12/11	TU3JP

Engine	Information	S10	T10	T20 - T23	T22 - T25
All engines	COL:black, euro 2, spanner size 21, switch press. 0.6 bar, thread 16x1.50	7.0021			
All engines	COL:black, COL:grey, euro 3 (D3), spanner size 21, switch press. 0.5 bar, thread M16x1.5	7.0116			
All engines	COL:white, man., spanner size 22MM, thread M14x1.5		7.6099		
All engines	LHD			7.1091 T20	
All engines	RHD			7.1217 T20	

ENGINE				
1.6	Petrol	66	04/08->	NFR (TU5JP4B), TU5JP4B

Engine	Information	S10	T10	T20 - T23	T22 - T25
Eng. TU5JP4B	COL:grey, spanner size 21, switch press. 0.5 bar, thread M16x1.5	7.0116			
Eng. NFR (TU5JP4B)		7.0130			
All engines	COL:grey		7.6218		
All engines	-> 01/06/11, -> 01/07/11, -> org. 12655, no specific info conc. application available			7.1213 T20	
All engines	01/07/11 ->, 01/08/11 ->, no specific info conc. application available, org. 12656 ->			7.1283 T20	
All engines	COL:grey, LHD, RHD				7.1210 T22

ENGINE				
1.6	Petrol	80	04/08->	N6A (TU5JP4), NFU (TU5JP4), TU5JP4

Engine	Information	S10	T10	T20 - T23	T22 - T25
Eng. TU5JP4	COL:grey, spanner size 21, switch press. 0.5 bar, thread M16x1.5	7.0116			
Eng. N6A (TU5JP4), NFU (TU5JP4)		7.0130			
All engines	COL:grey		7.6218		
All engines	-> 01/06/11, no specific info conc. application available			7.1213 T20	
All engines	01/07/11 ->, no specific info conc. application available			7.1283 T20	
All engines	COL:grey, LHD, RHD				7.1210 T22

ENGINE				
1.6 BlueHdi 100	Diesel	73	12/14->	BHY (DV6FD), DV6FD

Engine	Information	S10	T10	T20 - T23	T22 - T25
All engines	COL:grey		7.6218		7.1210 T22
Eng. BHY (DV6FD)	no specific info conc. application available			7.1213 T20	
All engines	no specific info conc. application available			7.1283 T20	

ENGINE				
1.6 BlueHdi 100 4x4	Diesel	73	12/14->	BHY (DV6FD)

Engine	Information	S10	T10	T20 - T23	T22 - T25
All engines			7.6218		7.1210 T22
All engines	no specific info conc. application available			7.1213, 7.1283 T20	

ENGINE				
1.6 BlueHdi 120	Diesel	88	12/14->	BHZ (DV6FC), DV6FC

Engine	Information	S10	T10	T20 - T23	T22 - T25
All engines	COL:grey		7.6218		
Eng. BHZ (DV6FC)	no specific info conc. application available			7.1213 T20	
All engines	no specific info conc. application available			7.1283 T20	
Eng. BHZ (DV6FC)					7.1210 T22

ENGINE				
1.6 HdI	Diesel	55	06/08-12/11	DV6BTEd4

Engine	Information	S10	T10	T20 - T23	T22 - T25
All engines	COL:grey, spanner size 21, switch press. 0.5 bar, thread M16x1.5	7.0116			
All engines	spanner size 22, t.tnr. MA, thread M14x1.5		7.6217		
All engines	COL:grey, t.tnr. BE4R		7.6218		
All engines				7.1197 T20	
All engines	COL:grey				7.1210 T22

S10 OIL PRESSURE WARNING LIGHT SWITCH	T10 REVERSING LIGHT SWITCH	T20 BRAKE LIGHT SWITCH
T22 SWITCH CLUTCH CONTROL (CRUISE CONTROL)	T23 SWITCH BRAKE ACTUATION (ENGINE TIMING)	T25 SWITCH CLUTCH CONTROL (ENGINE CONTROL)

FUNCTIONS ON THE VEHICLE

Vehicle	alim.	kW	Date	Engine	 S10	 T10	 T20 - T23	 T22 - T25
---------	-------	----	------	--------	---	---	--	---

ENGINE				
1.6 HDi / BlueHDi 75	Diesel	55	07/10->	9HN (DV6ETED), BHW (DV6FE), DV6ETED, DV6FE

Engine	Information	S10	T10	T20 - T23	T22 - T25
Eng. DV6ETED, DV6FE	COL:grey, spanner size 21, switch press. 0.5 bar, thread M16x1.5	7.0116			
Eng. 9HN (DV6ETED)		7.0130			
All engines	COL:grey		7.6218		
All engines	-> 01/06/11, no specific info conc. application available			7.1213	T20
All engines	01/07/11 ->, no specific info conc. application available			7.1283	T20
All engines	COL:grey, LHD, RHD				7.1210 T22

ENGINE				
1.6 HDi 110	Diesel	80	04/08->	9HZ (DV6TED4), DV6TED4

Engine	Information	S10	T10	T20 - T23	T22 - T25
Eng. DV6TED4	COL:grey, spanner size 21, switch press. 0.5 bar, thread M16x1.5	7.0116			
Eng. 9HZ (DV6TED4)		7.0130			
All engines	COL:grey		7.6218		
All engines	-> 01/06/11, no specific info conc. application available			7.1213	T20
All engines	01/07/11 ->, no specific info conc. application available			7.1283	T20
All engines	COL:grey, LHD, RHD				7.1210 T22

ENGINE				
1.6 HDi 110	Diesel	82	07/10->	9HL (DV6C), 9HR (DV6C), DV6C

Engine	Information	S10	T10	T20 - T23	T22 - T25
Eng. DV6C	COL:grey, spanner size 21, switch press. 0.5 bar, thread M16x1.5	7.0116			
Eng. 9HL (DV6C), 9HR (DV6C)		7.0130			
All engines	COL:grey		7.6218		
All engines	-> 01/06/11, no specific info conc. application available			7.1213	T20
All engines	01/07/11 ->, no specific info conc. application available			7.1283	T20
All engines	COL:grey, LHD, RHD				7.1210 T22

ENGINE				
1.6 HDi 115	Diesel	84	07/10->	9HL (DV6C), 9HR (DV6C), DV6C, DV6C(9HL), DV6CTED

Engine	Information	S10	T10	T20 - T23	T22 - T25
Eng. DV6C, DV6CTED	COL:grey, spanner size 21, switch press. 0.5 bar, thread M16x1.5	7.0116			
Eng. 9HL (DV6C), 9HR (DV6C), DV6C(9HL)		7.0130			
All engines	COL:grey		7.6218		
All engines	-> 01/06/11, no specific info conc. application available			7.1213	T20
All engines	01/07/11 ->, no specific info conc. application available			7.1283	T20
All engines	COL:grey, LHD, RHD				7.1210 T22

ENGINE				
1.6 HDi 115 4x4	Diesel	84	02/12->	--, 9HR (DV6C)

Engine	Information	S10	T10	T20 - T23	T22 - T25
All engines		7.0130	7.6218		7.1210 T22
All engines	no specific info conc. application available			7.1213, 7.1283	T20

ENGINE				
1.6 HDi 75	Diesel	55	04/08->	9HT (DV6BTED4), 9HT (DV6BUTED4), DV6BTED4, DV6BUTED4

Engine	Information	S10	T10	T20 - T23	T22 - T25
Eng. DV6BTED4, DV6BUTED4	COL:grey, spanner size 21, switch press. 0.5 bar, thread M16x1.5	7.0116			
Eng. 9HT (DV6BTED4), 9HT (DV6BUTED4)		7.0130			
All engines	COL:grey		7.6218		
All engines	-> 01/06/11, ->org. 12655, no specific info conc. application available			7.1213	T20
All engines	01/07/11 ->, no specific info conc. application available, org. 12656 ->			7.1283	T20
All engines	COL:grey, LHD, RHD				7.1210 T22

S10	OIL PRESSURE WARNING LIGHT SWITCH	T10	REVERSING LIGHT SWITCH	T20	BRAKE LIGHT SWITCH
T22	SWITCH CLUTCH CONTROL (CRUISE CONTROL)	T23	SWITCH BRAKE ACTUATION (ENGINE TIMING)	T25	SWITCH CLUTCH CONTROL (ENGINE CONTROL)

Vehicle	alim.	kW	Date	Engine	 S10	 T10	 T20 - T23	 T22 - T25
---------	-------	----	------	--------	---	---	--	---

ENGINE				
1.6 HDi 75 / BlueHDi 75	Diesel	55	04/08->	9HN (DV6ETED), BHW (DV6FE), DV6ETED, DV6FE

Engine	Information	S10	T10	T20 - T23	T22 - T25
Eng. DV6ETED	COL:grey, spanner size 21, switch press. 0.5 bar, thread M16x1.5	7.0116			
Eng. 9HN (DV6ETED)		7.0130			
All engines	COL:grey		7.6218		7.1210 T22
All engines	-> 01/06/11, no specific info conc. application available			7.1213 T20	
All engines	01/07/11 ->, no specific info conc. application available			7.1283 T20	

ENGINE				
1.6 HDi 75 16V	Diesel	55	04/08->	9HT (DV6BTED4), DV6BTED4

Engine	Information	S10	T10	T20 - T23	T22 - T25
Eng. DV6BTED4	COL:grey, spanner size 21, switch press. 0.5 bar, thread M16x1.5	7.0116			
Eng. 9HT (DV6BTED4)		7.0130			
All engines	COL:grey		7.6218		
All engines	-> 01/06/11, no specific info conc. application available			7.1213 T20	
All engines	01/07/11 ->, no specific info conc. application available			7.1283 T20	
All engines	COL:grey, LHD, RHD				7.1210 T22

ENGINE				
1.6 HDi 75 4x4	Diesel	55	02/12->	9HN (DV6ETED)

Engine	Information	S10	T10	T20 - T23	T22 - T25
All engines		7.0130	7.6218		7.1210 T22
All engines	no specific info conc. application available			7.1213, 7.1283 T20	

ENGINE				
1.6 HDi 90	Diesel	66	04/08->	9HF (DV6DTED), 9HX (DV6ATED4), DV6ATED4, DV6DTED, DV6TED4B

Engine	Information	S10	T10	T20 - T23	T22 - T25
Eng. DV6ATED4, DV6DTED, DV6TED4B	COL:grey, spanner size 21, -start-stop function, switch press. 0.5 bar, thread M16x1.5	7.0116			
Eng. 9HF (DV6DTED), 9HX (DV6ATED4)	-start-stop function	7.0130			
Eng. 9HF (DV6DTED), DV6DTED	+start-stop function, -> 01/11/12, -> 25/11/12	7.0199			
Eng. 9HF (DV6DTED), DV6DTED	+start-stop function, 01/12/12 ->, 26/11/12 ->	7.0203			
All engines	COL:grey		7.6218		
All engines	-> 01/06/11, man 5 speed, no specific info conc. application available			7.1213 T20	
All engines	01/07/11 ->, aut 6 speed, man 5 speed, no specific info conc. application available			7.1283 T20	
All engines	COL:grey, LHD, RHD				7.1210 T22

ENGINE				
1.6 HDi 90	Diesel	68	07/10->	9HP (DV6DTED), DV6DTED, DV6DTEDM





Engine	Information	S10	T10	T20 - T23	T22 - T25
Eng. DV6DTED, DV6DTEDM	COL:grey, spanner size 21, -start-stop function, switch press. 0.5 bar, thread M16x1.5	7.0116			
Eng. 9HP (DV6DTED)	-start-stop function	7.0130			
Eng. 9HP (DV6DTED), DV6DTED	+start-stop function, -> 01/11/12, -> 25/11/12	7.0199			
Eng. 9HP (DV6DTED), DV6DTED	+start-stop function, 01/12/12 ->, 26/11/12 ->	7.0203			
All engines	COL:grey		7.6218		
All engines	-> 01/06/11, no specific info conc. application available			7.1213 T20	
All engines	01/07/11 ->, no specific info conc. application available			7.1283 T20	
All engines	COL:grey, LHD, RHD				7.1210 T22

ENGINE				
1.6 HDi 90 16V	Diesel	66	04/08->	9HS (DV6TED4BU), 9HX (DV6ATED4), DV6ATED4, DV6AUTED4, DV6TED4BU

Engine	Information	S10	T10	T20 - T23	T22 - T25
Eng. DV6ATED4, DV6AUTED4, DV6TED4BU	COL:grey, spanner size 21, switch press. 0.5 bar, thread M16x1.5	7.0116			
Eng. 9HS (DV6TED4BU), 9HX (DV6ATED4)		7.0130			
All engines	COL:grey		7.6218		
All engines	-> 01/06/11, man 5 speed, no specific info conc. application available			7.1213 T20	
All engines	01/07/11 ->, aut 6 speed, man 5 speed, no specific info conc. application available			7.1283 T20	
All engines	COL:grey, LHD, RHD				7.1210 T22

S10 OIL PRESSURE WARNING LIGHT SWITCH	T10 REVERSING LIGHT SWITCH	T20 BRAKE LIGHT SWITCH
T22 SWITCH CLUTCH CONTROL (CRUISE CONTROL)	T23 SWITCH BRAKE ACTUATION (ENGINE TIMING)	T25 SWITCH CLUTCH CONTROL (ENGINE CONTROL)

FUNCTIONS ON THE VEHICLE

Vehicle	alim.	kW	Date	Engine	 S10	 T10	 T20 - T23	 T22 - T25
ENGINE								
1.6 HDi 90 4x4	Diesel	66	02/12->	9HF (DV6DTEJ)				
Engine	Information			S10	T10	T20 - T23	T22 - T25	
All engines	-start-stop function			7.0130				
All engines	+start-stop function, -> 25/11/12			7.0199				
All engines	+start-stop function, 26/11/12 ->			7.0203				
All engines					7.6218		7.1210	T22
All engines	no specific info conc. application available					7.1213, 7.1283	T20	
ENGINE								
1.6 HDi 92	Diesel	68	07/10->	9HJ (DV6DTEJ)				
Engine	Information			S10	T10	T20 - T23	T22 - T25	
All engines				7.0130	7.6218		7.1210	T22
All engines	no specific info conc. application available					7.1213, 7.1283	T20	
ENGINE								
1.6 VTi 120	Petrol	88	11/09->	5FS (EP6C), EP6C				
Engine	Information			S10	T10	T20 - T23	T22 - T25	
All engines	COL:grey				7.6218		7.1210	T22
All engines	-> 01/06/11, ->org. 12655, no specific info conc. application available					7.1213	T20	
All engines	01/07/11 ->, no specific info conc. application available, org. 12656 ->					7.1283	T20	
ENGINE								
1.6 VTi 95	Petrol	72	07/10->	5FK (EP6CB), EP6CB				
Engine	Information			S10	T10	T20 - T23	T22 - T25	
All engines	COL:grey				7.6218			
All engines	no specific info conc. application available					7.1213	T20	
Eng. 5FK (EP6CB)	no specific info conc. application available					7.1283	T20	
All engines	COL:grey, LHD, RHD						7.1210	T22
ENGINE								
1.9	Diesel	51	06/08-12/11	DW8B				
Engine	Information			S10	T10	T20 - T23	T22 - T25	
All engines	COL:grey, spanner size 21, switch press. 0.5 bar, thread M16x1.5			7.0116				
All engines	spanner size 22, thread M14x1.5				7.6217			
All engines						7.1091	T20	
ENGINE								
Electric	Electric	35	01/13->	Y4F1				
Engine	Information			S10	T10	T20 - T23	T22 - T25	
All engines						7.1283	T20	
ENGINE								
Electric	Electric	49	03/14->	Y4F1				
Engine	Information			S10	T10	T20 - T23	T22 - T25	
All engines						7.1283	T20	
BERLINGO III								
ENGINE								
1.2 PureTech 110	Petrol	81	06/18->	EB2ADT				
Engine	Information			S10	T10	T20 - T23	T22 - T25	
All engines	COL:grey				7.6218		7.1210	T22
ENGINE								
1.5 BlueHDi 100	Diesel	75	06/18->	DV5RD				
Engine	Information			S10	T10	T20 - T23	T22 - T25	
All engines	COL:grey				7.6218		7.1210	T22
ENGINE								
1.5 BlueHDi 130	Diesel	96	06/18->	DV5RC				
Engine	Information			S10	T10	T20 - T23	T22 - T25	
All engines	spanner size 22, thread M14x1.5				7.6217			
All engines	COL:grey						7.1210	T22
ENGINE								
1.5 BlueHDi 75	Diesel	56	06/18->	DV5RE				
Engine	Information			S10	T10	T20 - T23	T22 - T25	
All engines	COL:grey				7.6218		7.1210	T22

S10	OIL PRESSURE WARNING LIGHT SWITCH	T10	REVERSING LIGHT SWITCH	T20	BRAKE LIGHT SWITCH
T22	SWITCH CLUTCH CONTROL (CRUISE CONTROL)	T23	SWITCH BRAKE ACTUATION (ENGINE TIMING)	T25	SWITCH CLUTCH CONTROL (ENGINE CONTROL)

Vehicle	alim.	kW	Date	Engine	 S10	 T10	 T20 - T23	 T22 - T25
---------	-------	----	------	--------	---	---	--	---

BX				ENGINE
1.1	Petrol	40	06/88-06/91	H1A

Engine	Information	S10	T10	T20 - T23	T22 - T25
All engines	02/05/88 ->	7.0021			
All engines	-> 02/10/89		7.6015		
All engines	03/10/89 ->		7.6099		
All engines				7.1007 T20	

				ENGINE
1.4	Petrol	50	07/86-12/94	K1F

Engine	Information	S10	T10	T20 - T23	T22 - T25
All engines	02/05/88 ->	7.0021			
All engines	-> 02/10/89		7.6015		
All engines	03/10/89 ->		7.6099		
All engines				7.1007 T20	

				ENGINE
1.4	Petrol	52	01/87-01/92	150C

Engine	Information	S10	T10	T20 - T23	T22 - T25
All engines	02/05/88 ->	7.0021			
All engines	-> 02/10/89		7.6015		
All engines	03/10/89 ->		7.6099		
All engines				7.1007 T20	

				ENGINE
1.4	Petrol	55	09/91-09/93	K2D

Engine	Information	S10	T10	T20 - T23	T22 - T25
All engines	02/05/88 ->	7.0021			
All engines	-> 02/10/89		7.6015		
All engines	03/10/89 ->		7.6099		
All engines				7.1007 T20	

				ENGINE
1.4 E	Petrol	46	05/86-06/88	KAZ

Engine	Information	S10	T10	T20 - T23	T22 - T25
All engines	02/05/88 ->	7.0021			
All engines	-> 02/10/89		7.6015		
All engines	03/10/89 ->		7.6099		
All engines				7.1007 T20	

				ENGINE
1.4 E	Petrol	50	07/86-12/94	K1F

Engine	Information	S10	T10	T20 - T23	T22 - T25
All engines	02/05/88 ->	7.0021			
All engines	-> 02/10/89		7.6015		
All engines	03/10/89 ->		7.6099		
All engines				7.1007 T20	

				ENGINE
1.4 E	Petrol	59	09/82-12/86	150B (XY8)

Engine	Information	S10	T10	T20 - T23	T22 - T25
All engines	02/05/88 ->	7.0021			
All engines	-> 02/10/89		7.6015		
All engines	03/10/89 ->		7.6099		
All engines				7.1007 T20	

				ENGINE
1.6	Petrol	85	01/87-01/92	B6D, B6E





Engine	Information	S10	T10	T20 - T23	T22 - T25
All engines		7.0021		7.1007 T20	
All engines	-> 03/04/89		7.6015		
All engines	04/04/89 ->		7.6108		
All engines	+automatic transmission		7.6153		

				ENGINE
1.9 D	Diesel	47	01/87-01/92	164

Engine	Information	S10	T10	T20 - T23	T22 - T25
All engines		7.0021		7.1007 T20	
All engines	-> 03/04/89		7.6015		

S10 OIL PRESSURE WARNING LIGHT SWITCH	T10 REVERSING LIGHT SWITCH	T20 BRAKE LIGHT SWITCH
T22 SWITCH CLUTCH CONTROL (CRUISE CONTROL)	T23 SWITCH BRAKE ACTUATION (ENGINE TIMING)	T25 SWITCH CLUTCH CONTROL (ENGINE CONTROL)

FUNCTIONS ON THE VEHICLE

Vehicle	alim.	kW	Date	Engine	 S10	 T10	 T20 - T23	 T22 - T25
---------	-------	----	------	--------	---	---	--	---

ENGINE				
1.9 D	Diesel	47	01/87-01/92	164

Engine	Information	S10	T10	T20 - T23	T22 - T25
All engines	04/04/89 ->		7.6108		
All engines	+automatic transmission		7.6153		

ENGINE				
1.9 D	Diesel	66	02/92-12/94	D9BT

Engine	Information	S10	T10	T20 - T23	T22 - T25
All engines		7.0021		7.1007 T20	
All engines	-> 03/04/89		7.6015		
All engines	04/04/89 ->		7.6108		
All engines	+automatic transmission		7.6153		

ENGINE				
14	Petrol	53	01/86-02/93	150C

Engine	Information	S10	T10	T20 - T23	T22 - T25
All engines	02/05/88 ->	7.0021			
All engines	-> 02/10/89		7.6015		
All engines	03/10/89 ->		7.6099		
All engines				7.1007 T20	

ENGINE				
14	Petrol	55	01/89-02/93	KDY (TU3M), KDZ (TU3M/Z)

Engine	Information	S10	T10	T20 - T23	T22 - T25
All engines	02/05/88 ->	7.0021			
All engines	-> 02/10/89		7.6015		
All engines	03/10/89 ->		7.6099		
All engines				7.1007 T20	

ENGINE				
14 E	Petrol	45	10/82-06/88	150A

Engine	Information	S10	T10	T20 - T23	T22 - T25
All engines	02/05/88 ->	7.0021			
All engines	-> 02/10/89		7.6015		
All engines	03/10/89 ->		7.6099		
All engines				7.1007 T20	

ENGINE				
14 E	Petrol	52	04/83-07/89	150C, K1G

Engine	Information	S10	T10	T20 - T23	T22 - T25
All engines	02/05/88 ->	7.0021			
All engines	-> 02/10/89		7.6015		
All engines	03/10/89 ->		7.6099		
All engines				7.1007 T20	

ENGINE				
14 E	Petrol	53	04/83-02/93	150C

Engine	Information	S10	T10	T20 - T23	T22 - T25
All engines	02/05/88 ->	7.0021			
All engines	-> 02/10/89		7.6015		
All engines	03/10/89 ->		7.6099		
All engines				7.1007 T20	



ENGINE				
15	Petrol	58	01/87-01/92	B1E (XU51C)

Engine	Information	S10	T10	T20 - T23	T22 - T25
All engines		7.0021		7.1007 T20	
All engines	-> 03/04/89		7.6015		
All engines	04/04/89 ->		7.6108		

ENGINE				
15	Petrol	59	10/87-05/92	B1E (XU51C)

Engine	Information	S10	T10	T20 - T23	T22 - T25
All engines		7.0021		7.1007 T20	
All engines	-> 03/04/89		7.6015		
All engines	04/04/89 ->		7.6108		

S10	OIL PRESSURE WARNING LIGHT SWITCH	T10	REVERSING LIGHT SWITCH	T20	BRAKE LIGHT SWITCH
T22	SWITCH CLUTCH CONTROL (CRUISE CONTROL)	T23	SWITCH BRAKE ACTUATION (ENGINE TIMING)	T25	SWITCH CLUTCH CONTROL (ENGINE CONTROL)

Vehicle	alim.	kW	Date	Engine	 S10	 T10	 T20 - T23	 T22 - T25
---------	-------	----	------	--------	---	---	--	---

ENGINE				
16	Petrol	53	01/87-12/94	B1E (XU51C)

Engine	Information	S10	T10	T20 - T23	T22 - T25
All engines		7.0021		7.1007 T20	
All engines	-> 03/04/89		7.6015		
All engines	04/04/89 ->		7.6108		
All engines	+automatic transmission		7.6153		

ENGINE				
16	Petrol	55	09/88-12/94	BAY (XU5CP), BAZ (XU5CP)

Engine	Information	S10	T10	T20 - T23	T22 - T25
All engines		7.0021		7.1007 T20	
All engines	-> 03/04/89		7.6015		
All engines	04/04/89 ->		7.6108		
All engines	+automatic transmission		7.6153		

ENGINE				
16	Petrol	58	09/87-02/93	B1A (XU51C/K)

Engine	Information	S10	T10	T20 - T23	T22 - T25
All engines		7.0021		7.1007 T20	
All engines	-> 03/04/89		7.6015		
All engines	04/04/89 ->		7.6108		
All engines	+automatic transmission		7.6153		

ENGINE				
16	Petrol	64	07/85-12/94	171D

Engine	Information	S10	T10	T20 - T23	T22 - T25
All engines		7.0021		7.1007 T20	
All engines	-> 03/04/89		7.6015		
All engines	04/04/89 ->		7.6108		
All engines	+automatic transmission		7.6153		

ENGINE				
16	Petrol	65	05/89-12/94	BDY (XU5M), BDZ (XU5M)

Engine	Information	S10	T10	T20 - T23	T22 - T25
All engines		7.0021		7.1007 T20	
All engines	-> 03/04/89		7.6015		
All engines	04/04/89 ->		7.6108		
All engines	+automatic transmission		7.6153		

ENGINE				
16	Petrol	66	10/82-06/88	171A, 171B, 171C

Engine	Information	S10	T10	T20 - T23	T22 - T25
All engines		7.0021		7.1007 T20	
All engines	-> 03/04/89		7.6015		
All engines	04/04/89 ->		7.6108		
All engines	+automatic transmission		7.6153		

ENGINE				
16	Petrol	68	04/83-01/92	171C

Engine	Information	S10	T10	T20 - T23	T22 - T25
All engines		7.0021		7.1007 T20	
All engines	-> 03/04/89		7.6015		
All engines	04/04/89 ->		7.6108		
All engines	+automatic transmission		7.6153		

ENGINE				
16	Petrol	76	03/86-12/94	180Z


Engine	Information	S10	T10	T20 - T23	T22 - T25
All engines		7.0021		7.1007 T20	
All engines	-> 03/04/89		7.6015		
All engines	04/04/89 ->		7.6108		
All engines	+automatic transmission		7.6153		

ENGINE				
16 E	Petrol	65	05/89-02/93	BDY (XU5M), BDZ (XU5M)

Engine	Information	S10	T10	T20 - T23	T22 - T25
All engines		7.0021		7.1007 T20	
All engines	-> 03/04/89		7.6015		
All engines	04/04/89 ->		7.6108		

S10 OIL PRESSURE WARNING LIGHT SWITCH	T10 REVERSING LIGHT SWITCH	T20 BRAKE LIGHT SWITCH
T22 SWITCH CLUTCH CONTROL (CRUISE CONTROL)	T23 SWITCH BRAKE ACTUATION (ENGINE TIMING)	T25 SWITCH CLUTCH CONTROL (ENGINE CONTROL)

FUNCTIONS ON THE VEHICLE

Vehicle	alim.	kW	Date	Engine	 S10	 T10	 T20 - T23	 T22 - T25
---------	-------	----	------	--------	---	---	--	---

ENGINE				
16 E	Petrol	65	05/89-02/93	BDY (XU5M), BDZ (XU5M)

Engine	Information	S10	T10	T20 - T23	T22 - T25
All engines	+automatic transmission		7.6153		

ENGINE				
18 D	Diesel	44	10/85-09/93	161A (XUD7)

Engine	Information	S10	T10	T20 - T23	T22 - T25
All engines		7.0021		7.1007 T20	
All engines	-> 03/04/89		7.6015		
All engines	04/04/89 ->		7.6108		
All engines	+automatic transmission		7.6153		

ENGINE				
19	Petrol	70	09/86-12/89	D2C (XU92C)

Engine	Information	S10	T10	T20 - T23	T22 - T25
All engines		7.0021		7.1007 T20	
All engines	-> 03/04/89		7.6015		
All engines	04/04/89 ->		7.6108		
All engines	+automatic transmission		7.6153		

ENGINE				
19	Petrol	75	07/86-12/94	159A, D2A (XU92C)

Engine	Information	S10	T10	T20 - T23	T22 - T25
All engines		7.0021		7.1007 T20	
All engines	-> 03/04/89		7.6015		
All engines	04/04/89 ->		7.6108		
All engines	+automatic transmission		7.6153		

ENGINE				
19	Petrol	76	01/87-01/92	D2A (XU92C)

Engine	Information	S10	T10	T20 - T23	T22 - T25
All engines		7.0021		7.1007 T20	
All engines	-> 03/04/89		7.6015		
All engines	04/04/89 ->		7.6108		
All engines	+automatic transmission		7.6153		

ENGINE				
19	Petrol	77	07/86-05/89	D2A (XU92C)

Engine	Information	S10	T10	T20 - T23	T22 - T25
All engines		7.0021		7.1007 T20	
All engines	-> 03/04/89		7.6015		
All engines	04/04/89 ->		7.6108		
All engines	+automatic transmission		7.6153		

ENGINE				
19	Petrol	78	09/84-01/92	D2E

Engine	Information	S10	T10	T20 - T23	T22 - T25
All engines		7.0021		7.1007 T20	
All engines	-> 03/04/89		7.6015		
All engines	04/04/89 ->		7.6108		
All engines	+automatic transmission		7.6153		


ENGINE				
19	Petrol	80	06/88-12/94	DDZ (XU9M)

Engine	Information	S10	T10	T20 - T23	T22 - T25
All engines		7.0021		7.1007 T20	
All engines	-> 03/04/89		7.6015		
All engines	04/04/89 ->		7.6108		
All engines	+automatic transmission		7.6153		

ENGINE				
19	Petrol	88	06/88-12/94	DKZ (XU9JA)

Engine	Information	S10	T10	T20 - T23	T22 - T25
All engines		7.0021		7.1007 T20	
All engines	-> 03/04/89		7.6015		
All engines	04/04/89 ->		7.6108		
All engines	+automatic transmission		7.6153		

S10	OIL PRESSURE WARNING LIGHT SWITCH	T10	REVERSING LIGHT SWITCH	T20	BRAKE LIGHT SWITCH
T22	SWITCH CLUTCH CONTROL (CRUISE CONTROL)	T23	SWITCH BRAKE ACTUATION (ENGINE TIMING)	T25	SWITCH CLUTCH CONTROL (ENGINE CONTROL)

Vehicle	alim.	kW	Date	Engine	 S10	 T10	 T20 - T23	 T22 - T25
---------	-------	----	------	--------	---	---	--	---

ENGINE				
19	Petrol	90	07/86-01/92	D6A (XU9J2)

Engine	Information	S10	T10	T20 - T23	T22 - T25
All engines		7.0021		7.1007 T20	
All engines	-> 03/04/89		7.6015		
All engines	04/04/89 ->		7.6108		
All engines	+automatic transmission		7.6153		

ENGINE				
19 4x4	Petrol	80	10/90-05/91	DDZ (XU9M)

Engine	Information	S10	T10	T20 - T23	T22 - T25
All engines		7.0021		7.1007 T20	
All engines	-> 03/04/89		7.6015		
All engines	04/04/89 ->		7.6108		
All engines	+automatic transmission		7.6153		

ENGINE				
19 Cat	Petrol	75	07/86-12/94	DFZ (XU9J1)

Engine	Information	S10	T10	T20 - T23	T22 - T25
All engines		7.0021		7.1007 T20	
All engines	-> 03/04/89		7.6015		
All engines	04/04/89 ->		7.6108		
All engines	+automatic transmission		7.6153		

ENGINE				
19 D	Diesel	47	09/83-11/94	162 (XUD9), D9A (XUD9)

Engine	Information	S10	T10	T20 - T23	T22 - T25
All engines		7.0021		7.1007 T20	
All engines	-> 03/04/89		7.6015		
All engines	04/04/89 ->		7.6108		
All engines	+automatic transmission		7.6153		

ENGINE				
19 D	Diesel	51	03/87-12/94	D9B (XUD9A/U)

Engine	Information	S10	T10	T20 - T23	T22 - T25
All engines		7.0021		7.1007 T20	
All engines	-> 03/04/89		7.6015		
All engines	04/04/89 ->		7.6108		
All engines	+automatic transmission		7.6153		

ENGINE				
19 E	Petrol	80	06/88-02/93	DDZ (XU9M)

Engine	Information	S10	T10	T20 - T23	T22 - T25
All engines		7.0021		7.1007 T20	
All engines	-> 03/04/89		7.6015		
All engines	04/04/89 ->		7.6108		
All engines	+automatic transmission		7.6153		

ENGINE				
19 E 4x4	Petrol	80	04/89-02/93	D2F

Engine	Information	S10	T10	T20 - T23	T22 - T25
All engines		7.0021		7.1007 T20	
All engines	-> 03/04/89		7.6015		
All engines	04/04/89 ->		7.6108		
All engines	+automatic transmission		7.6153		

ENGINE				
19 GTi	Petrol	88	06/88-02/93	DKZ (XU9JA)


Engine	Information	S10	T10	T20 - T23	T22 - T25
All engines		7.0021		7.1007 T20	
All engines	-> 03/04/89		7.6015		
All engines	04/04/89 ->		7.6108		
All engines	+automatic transmission		7.6153		

ENGINE				
19 GTi	Petrol	90	07/86-02/93	D6A (XU9J2)

Engine	Information	S10	T10	T20 - T23	T22 - T25
All engines		7.0021		7.1007 T20	
All engines	-> 03/04/89		7.6015		
All engines	04/04/89 ->		7.6108		

S10 OIL PRESSURE WARNING LIGHT SWITCH	T10 REVERSING LIGHT SWITCH	T20 BRAKE LIGHT SWITCH
T22 SWITCH CLUTCH CONTROL (CRUISE CONTROL)	T23 SWITCH BRAKE ACTUATION (ENGINE TIMING)	T25 SWITCH CLUTCH CONTROL (ENGINE CONTROL)

FUNCTIONS ON THE VEHICLE

Vehicle	alim.	kW	Date	Engine	 S10	 T10	 T20 - T23	 T22 - T25
---------	-------	----	------	--------	---	---	--	---

				ENGINE
19 GTi	Petrol	90	07/86-02/93	D6A (XU9J2)

Engine	Information	S10	T10	T20 - T23	T22 - T25
All engines	+automatic transmission		7.6153		

				ENGINE
19 GTi 16V	Petrol	108	03/88-02/93	DFW (XU9J4)

Engine	Information	S10	T10	T20 - T23	T22 - T25
All engines		7.0021		7.1007 T20	
All engines	-> 03/04/89		7.6015		
All engines	04/04/89 ->		7.6108		
All engines	+automatic transmission		7.6153		

				ENGINE
19 GTi 16V	Petrol	116	09/87-12/88	D6C (XU9J4)

Engine	Information	S10	T10	T20 - T23	T22 - T25
All engines		7.0021		7.1007 T20	
All engines	-> 03/04/89		7.6015		
All engines	04/04/89 ->		7.6108		
All engines	+automatic transmission		7.6153		

				ENGINE
19 GTi 4x4	Petrol	88	06/88-02/93	DKZ (XU9JA)

Engine	Information	S10	T10	T20 - T23	T22 - T25
All engines		7.0021		7.1007 T20	
All engines	-> 03/04/89		7.6015		
All engines	04/04/89 ->		7.6108		
All engines	+automatic transmission		7.6153		

				ENGINE
TRD Turbo	Diesel	66	03/88-12/94	A8A (XUD7TE), AJZ (XUD7TE)

Engine	Information	S10	T10	T20 - T23	T22 - T25
All engines		7.0021		7.1007 T20	
All engines	-> 03/04/89		7.6015		
All engines	04/04/89 ->		7.6108		
All engines	+automatic transmission		7.6153		

C1 I

				ENGINE
1.0	Petrol	50	06/05-09/14	1KR, 384F

Engine	Information	S10	T10	T20 - T23	T22 - T25
All engines		7.0114	7.6260		7.1257 T22
All engines	-ESP			7.1211 T20	
All engines	+ESP			7.1212 T20	

				ENGINE
1.4 HDi	Diesel	40	06/05-09/14	8HT (DV4TD), DV4TD

Engine	Information	S10	T10	T20 - T23	T22 - T25
Eng. DV4TD	COL:black, COL:grey, spanner size 21, switch press. 0.5 bar, thread M16x1.5	7.0116			
Eng. 8HT (DV4TD)		7.0130			
All engines	with cable		7.6260		
Eng. 8HT (DV4TD)	without cable		7.6295		
Eng. 8HT (DV4TD)	pole nr. 2			7.1211 T20	
All engines	pole nr. 4			7.1212 T20	

C1 II

				ENGINE
1.0VTi 68	Petrol	51	04/14->	1KR

Engine	Information	S10	T10	T20 - T23	T22 - T25
All engines		7.0114		7.1212 T20	7.1257 T25
All engines	man., spanner size 22, t.tnr. MA, thread M14x1.5		7.6217		
All engines	man., t.tnr. SST/B5		7.6260		

				ENGINE
1.0VTi 72	Petrol	53	06/18->	1KR

Engine	Information	S10	T10	T20 - T23	T22 - T25
All engines		7.0114		7.1212 T20	7.1257 T25
All engines	spanner size 22, t.tnr. MA, thread M14x1.5		7.6217		
All engines	t.tnr. SST/B5		7.6260		

S10 OIL PRESSURE WARNING LIGHT SWITCH	T10 REVERSING LIGHT SWITCH	T20 BRAKE LIGHT SWITCH
T22 SWITCH CLUTCH CONTROL (CRUISE CONTROL)	T23 SWITCH BRAKE ACTUATION (ENGINE TIMING)	T25 SWITCH CLUTCH CONTROL (ENGINE CONTROL)

Vehicle	alim.	kW	Date	Engine	 S10	 T10	 T20 - T23	 T22 - T25
---------	-------	----	------	--------	---	---	--	---

ENGINE				
1.2 VTi 82	Petrol	60	04/14->	EB2D, EB2F, HMT (EB2D)

Engine	Information	S10	T10	T20 - T23	T22 - T25
All engines	COL: brown, thread M16x1.5	7.0130			
All engines	see connection type, spanner size 22, thread M14x1.5		7.6217		
Eng. HMT (EB2D)	see connection type		7.6295		
All engines				7.1212 T20	
Eng. HMT (EB2D)	COL: black				7.1257 T22
Eng. EB2D, EB2F					7.1257 T25

ENGINE				
1.0	Petrol	30	10/84-07/88	108C

Engine	Information	S10	T10	T20 - T23	T22 - T25
All engines			7.6015	7.1020 T20	

ENGINE				
1.0	Petrol	32	07/86-10/92	C1A

Engine	Information	S10	T10	T20 - T23	T22 - T25
All engines		7.0021		7.1007 T20	
All engines	-> 10/10/89		7.6015		
All engines	11/10/89 ->		7.6099		

ENGINE				
1.0	Petrol	33	10/84-12/97	TU9, XV8

Engine	Information	S10	T10	T20 - T23	T22 - T25
All engines		7.0021		7.1007 T20	
All engines	-> 10/10/89		7.6015		
All engines	11/10/89 ->		7.6099		

ENGINE				
1.0 E	Petrol	37	11/92-07/96	TU9K

Engine	Information	S10	T10	T20 - T23	T22 - T25
All engines			7.6015	7.1020 T20	

ENGINE				
1.1	Petrol	35	10/84-12/96	109K, E1A

Engine	Information	S10	T10	T20 - T23	T22 - T25
All engines			7.6015	7.1020 T20	

ENGINE				
1.1	Petrol	36	06/85-10/88	XW7

Engine	Information	S10	T10	T20 - T23	T22 - T25
All engines			7.6015	7.1020 T20	

ENGINE				
1.1	Petrol	40	11/88-07/96	H1A

Engine	Information	S10	T10	T20 - T23	T22 - T25
All engines		7.0021		7.1007 T20	
All engines	-> 10/10/89		7.6015		
All engines	11/10/89 ->		7.6099		

ENGINE				
1.1	Petrol	44	08/88-07/96	HDZ (TU1M)

Engine	Information	S10	T10	T20 - T23	T22 - T25
All engines		7.0021		7.1007 T20	
All engines	-> 10/10/89		7.6015		
All engines	11/10/89 ->		7.6099		

ENGINE				
1.1 i	Petrol	44	07/88-12/96	HDZ (TU1M), TU1MZ

Engine	Information	S10	T10	T20 - T23	T22 - T25
All engines		7.0021		7.1007 T20	
All engines	-> 10/10/89		7.6015		
All engines	11/10/89 ->		7.6099		

ENGINE				
1.3	Petrol	47	07/87-05/88	G1A

Engine	Information	S10	T10	T20 - T23	T22 - T25
All engines			7.6015	7.1020 T20	

S10 OIL PRESSURE WARNING LIGHT SWITCH	T10 REVERSING LIGHT SWITCH	T20 BRAKE LIGHT SWITCH
T22 SWITCH CLUTCH CONTROL (CRUISE CONTROL)	T23 SWITCH BRAKE ACTUATION (ENGINE TIMING)	T25 SWITCH CLUTCH CONTROL (ENGINE CONTROL)

FUNCTIONS ON THE VEHICLE

Vehicle	alim.	kW	Date	Engine	 S10	 T10	 T20 - T23	 T22 - T25
---------	-------	----	------	--------	---	---	--	---

ENGINE				
1.4	Petrol	44	05/87-10/92	150D (XY7)

Engine	Information	S10	T10	T20 - T23	T22 - T25
All engines			7.6015	7.1020 T20	

ENGINE				
1.4	Petrol	49	07/87-12/96	K1H (TU3A)

Engine	Information	S10	T10	T20 - T23	T22 - T25
All engines		7.0021		7.1007 T20	
All engines	-> 10/10/89		7.6015		
All engines	11/10/89 ->		7.6099		

ENGINE				
1.4	Petrol	51	08/87-04/91	K1G

Engine	Information	S10	T10	T20 - T23	T22 - T25
All engines		7.0021		7.1007 T20	
All engines	-> 10/10/89		7.6015		
All engines	11/10/89 ->		7.6099		

ENGINE				
1.4	Petrol	55	05/91-07/96	KDY (TU3M)

Engine	Information	S10	T10	T20 - T23	T22 - T25
All engines		7.0021		7.1007 T20	
All engines	-> 10/10/89		7.6015		
All engines	11/10/89 ->		7.6099		

ENGINE				
1.4 E	Petrol	40	07/86-12/96	K3A, KAZ

Engine	Information	S10	T10	T20 - T23	T22 - T25
All engines		7.0021		7.1007 T20	
All engines	-> 10/10/89		7.6015		
All engines	11/10/89 ->		7.6099		

ENGINE				
1.4 E	Petrol	44	05/87-12/96	150D (XY7)

Engine	Information	S10	T10	T20 - T23	T22 - T25
All engines			7.6015	7.1020 T20	

ENGINE				
1.4 E	Petrol	52	08/87-10/92	K1F

Engine	Information	S10	T10	T20 - T23	T22 - T25
All engines		7.0021		7.1007 T20	
All engines	-> 10/10/89		7.6015		
All engines	11/10/89 ->		7.6099		

ENGINE				
1.4 E	Petrol	55	05/91-12/96	K2D

Engine	Information	S10	T10	T20 - T23	T22 - T25
All engines		7.0021		7.1007 T20	
All engines	-> 10/10/89		7.6015		
All engines	11/10/89 ->		7.6099		

ENGINE				
1.4 i	Petrol	55	05/91-12/96	KDY (TU3FM), KDY (TU3M)

Engine	Information	S10	T10	T20 - T23	T22 - T25
All engines		7.0021		7.1007 T20	
All engines	-> 10/10/89		7.6015		
All engines	11/10/89 ->		7.6099		

ENGINE				
1.8 D	Diesel	44	07/86-12/00	161A (XUD7), 162A

Engine	Information	S10	T10	T20 - T23	T22 - T25
All engines		7.0021		7.1020 T20	
All engines	-> 01/03/89		7.6015		
All engines	-> 28/11/99, 02/03/89 ->		7.6108		
All engines	29/11/99 ->		7.6218		

ENGINE				
1.9 D	Diesel	44	12/00-12/05	WJX (DW8B)

Engine	Information	S10	T10	T20 - T23	T22 - T25
All engines		7.0130		7.1020 T20	
All engines	-> 28/11/99		7.6108		

S10	OIL PRESSURE WARNING LIGHT SWITCH	T10	REVERSING LIGHT SWITCH	T20	BRAKE LIGHT SWITCH
T22	SWITCH CLUTCH CONTROL (CRUISE CONTROL)	T23	SWITCH BRAKE ACTUATION (ENGINE TIMING)	T25	SWITCH CLUTCH CONTROL (ENGINE CONTROL)

Vehicle	alim.	kW	Date	Engine	 S10	 T10	 T20 - T23	 T22 - T25
---------	-------	----	------	--------	---	---	--	---

				ENGINE
1.9 D	Diesel	44	12/00-12/05	WJX (DW8B)

Engine	Information	S10	T10	T20 - T23	T22 - T25
All engines	29/11/99 ->		7.6218		

				ENGINE
--	--	--	--	--------

				ENGINE
1.1	Petrol	44	09/03->	HFX (TU1JP), TU1A, TU1JP

Engine	Information	S10	T10	T20 - T23	T22 - T25
Eng. TU1A, TU1JP	COL:grey, spanner size 21, switch press. 0.5 bar, thread M16x1.5	7.0116			
Eng. HFX (TU1JP)		7.0130			
All engines	spanner size 22, thread M14x1.5		7.6217		
All engines	-> 01/04/05, -> 01/04/08, COL:white, RHD			7.1197	T20
All engines	01/05/08 ->, 11/04/08 ->, COL:green, LHD, RHD			7.1213	T20
All engines	-> 01/04/08, -> 10/04/08, 01/05/05 ->, COL:green, kit, LHD, RHD, with cable			7.1213K	T20
Eng. TU1A	COL:grey				7.1210 T25

				ENGINE
1.4	Petrol	54	09/03->	KFV (TU3JP), TU3A, TU3JP

Engine	Information	S10	T10	T20 - T23	T22 - T25
Eng. TU3A, TU3JP	COL:grey, spanner size 21, switch press. 0.5 bar, thread M16x1.5	7.0116			
Eng. KFV (TU3JP)		7.0130			
All engines	spanner size 22, thread M14x1.5		7.6217		
All engines	CANVAN SYSTEM, COL:white			7.1197	T20
All engines	01/04/08 ->, 11/04/08 ->, CANCAN SYSTEM, COL:green, org. 11477 ->			7.1213	T20
All engines	-> 01/03/08, -> 10/04/08, ->org. 11476, CANCAN SYSTEM, COL:green, kit, with cable			7.1213K	T20
All engines	COL:grey				7.1210 T22

				ENGINE
1.4	Petrol	55	10/06->	KFV (TU3JP), TU3JP

Engine	Information	S10	T10	T20 - T23	T22 - T25
Eng. TU3JP	COL:grey, spanner size 21, switch press. 0.5 bar, thread M16x1.5	7.0116			
Eng. KFV (TU3JP)		7.0130			7.1210 T22
All engines	spanner size 22, thread M14x1.5		7.6217		
All engines	-> 01/04/05, COL:white, RHD			7.1197	T20
All engines	01/05/08 ->, 11/04/08 ->, COL:green			7.1213	T20
All engines	-> 01/04/08, -> 10/04/08, 01/05/05 ->, COL:green, kit, LHD, RHD, with cable			7.1213K	T20
Eng. TU3JP	COL:grey				7.1210 T25

				ENGINE
1.4 16V	Petrol	65	06/06->	ET3J4, KFU (ET3J4)

Engine	Information	S10	T10	T20 - T23	T22 - T25
Eng. ET3J4	COL:grey, spanner size 21, switch press. 0.5 bar, thread M16x1.5	7.0116			
Eng. KFU (ET3J4)		7.0130			7.1210 T22
All engines	spanner size 22, thread M14x1.5		7.6217		
Eng. KFU (ET3J4)	COL:white			7.1197	T20
All engines	01/05/08 ->, 11/04/08 ->, COL:green			7.1213	T20
All engines	-> 01/04/08, -> 10/04/08, COL:green, kit, with cable			7.1213K	T20
Eng. ET3J4	COL:grey				7.1210 T25

				ENGINE
1.4 HDi	Diesel	50	09/03->	8HX (DV4TD), 8HZ (DV4TD), DV4TD

Engine	Information	S10	T10	T20 - T23	T22 - T25
Eng. DV4TD	COL:grey, spanner size 21, switch press. 0.5 bar, thread M16x1.5	7.0116			
Eng. 8HX (DV4TD), 8HZ (DV4TD)		7.0130			7.1210 T22
All engines	spanner size 22, thread M14x1.5		7.6217		
All engines	-> 01/04/05, aut., COL:white, man., RHD			7.1197	T20
All engines	01/05/08 ->, 11/04/08 ->, COL:green			7.1213	T20
All engines	-> 01/04/08, -> 10/04/08, 01/05/05 ->, aut., COL:green, kit, LHD, man., RHD, with cable			7.1213K	T20
Eng. DV4TD	COL:grey				7.1210 T25

S10	OIL PRESSURE WARNING LIGHT SWITCH	T10	REVERSING LIGHT SWITCH	T20	BRAKE LIGHT SWITCH
T22	SWITCH CLUTCH CONTROL (CRUISE CONTROL)	T23	SWITCH BRAKE ACTUATION (ENGINE TIMING)	T25	SWITCH CLUTCH CONTROL (ENGINE CONTROL)

FUNCTIONS ON THE VEHICLE

Vehicle	alim.	kW	Date	Engine	 S10	 T10	 T20 - T23	 T22 - T25
ENGINE								
1.4 HDi	Diesel	51	09/03->	DV4TD				
Engine	Information			S10	T10	T20 - T23	T22 - T25	
All engines	COL:grey, spanner size 21, switch press. 0.5 bar, thread M16x1.5			7.0116				
All engines	spanner size 22, thread M14x1.5				7.6217			
All engines	RHD					7.1197	T20	
All engines	LHD, with cable					7.1213K	T20	
All engines	COL:grey						7.1210	T25
ENGINE								
1.6	Petrol	80	09/03->	NFU (TU5JP4), TU5JP4				
Engine	Information			S10	T10	T20 - T23	T22 - T25	
Eng. TU5JP4	COL:grey, spanner size 21, switch press. 0.5 bar, thread M16x1.5			7.0116				
Eng. NFU (TU5JP4)				7.0130				
All engines	spanner size 22, thread M14x1.5				7.6217			
All engines	-> 01/05/05, COL:white, LHD, RHD					7.1197	T20	
All engines	01/04/08 ->, 11/04/08 ->, COL:green					7.1213	T20	
All engines	-> 01/03/08, -> 10/04/08, 01/06/05 ->, COL:green, kit, LHD, RHD, with cable					7.1213K	T20	
All engines	COL:grey						7.1210	T22
ENGINE								
1.6 HDi	Diesel	80	09/05->	9HZ (DV6TED4), DV6TED4				
Engine	Information			S10	T10	T20 - T23	T22 - T25	
Eng. DV6TED4	COL:grey, spanner size 21, switch press. 0.5 bar, thread M16x1.5			7.0116				
Eng. 9HZ (DV6TED4)				7.0130			7.1210	T22
All engines	COL:grey				7.6218			
Eng. 9HZ (DV6TED4)	COL:white					7.1197	T20	
All engines	01/05/08 ->, 11/04/08 ->, COL:green					7.1213	T20	
All engines	-> 01/04/08, -> 10/04/08, COL:green, kit, with cable					7.1213K	T20	
Eng. DV6TED4	COL:grey						7.1210	T25
ENGINE								
1.6 VTS	Petrol	90	01/05->	NFS (TU5JP4S), TU5JP4S				
Engine	Information			S10	T10	T20 - T23	T22 - T25	
Eng. TU5JP4S	COL:grey, spanner size 21, switch press. 0.5 bar, thread M16x1.5			7.0116				
Eng. NFS (TU5JP4S)				7.0130			7.1210	T22
All engines	spanner size 22, thread M14x1.5				7.6217			
All engines	-> 01/04/05, COL:white, RHD					7.1197	T20	
All engines	01/05/08 ->, 11/04/08 ->, COL:green					7.1213	T20	
All engines	-> 01/04/08, -> 10/04/08, 01/05/05 ->, COL:green, kit, LHD, RHD, with cable					7.1213K	T20	
Eng. TU5JP4S	COL:grey						7.1210	T25
C3 AIRCROSS								
ENGINE								
1.2 Puretech 110	Petrol	81	06/17->	EB2ADT, EB2DT				
Engine	Information			S10	T10	T20 - T23	T22 - T25	
All engines	COL:grey				7.6218		7.1210	T22
All engines						7.1283	T20	
ENGINE								
1.2 Puretech 130	Petrol	96	07/17->	EB2DTS				
Engine	Information			S10	T10	T20 - T23	T22 - T25	
All engines	COL:grey				7.6218		7.1210	T22
All engines						7.1283	T20	
ENGINE								
1.2 Puretech 82	Petrol	60	06/17->	EB2F, EB2FA				
Engine	Information			S10	T10	T20 - T23	T22 - T25	
All engines	COL:brown, thread M16x1.5			7.0130				
All engines	spanner size 22, t.tnr. MA, thread M14x1.5				7.6217			
All engines	COL:grey, t.tnr. BE4R				7.6218			
All engines						7.1283	T20	
All engines	COL:grey						7.1210	T22

S10	OIL PRESSURE WARNING LIGHT SWITCH	T10	REVERSING LIGHT SWITCH	T20	BRAKE LIGHT SWITCH
T22	SWITCH CLUTCH CONTROL (CRUISE CONTROL)	T23	SWITCH BRAKE ACTUATION (ENGINE TIMING)	T25	SWITCH CLUTCH CONTROL (ENGINE CONTROL)

Vehicle	alim.	kW	Date	Engine	 S10	 T10	 T20 - T23	 T22 - T25
---------	-------	----	------	--------	---	---	--	---

				ENGINE
1.5 BlueHDi 100	Diesel	75	08/18->	DV5RD

Engine	Information	S10	T10	T20 - T23	T22 - T25
All engines	COL:grey		7.6218		7.1210 T22
All engines				7.1283 T20	

				ENGINE
1.6 BlueHDi 100	Diesel	73	07/17->	DV6FD

Engine	Information	S10	T10	T20 - T23	T22 - T25
All engines	COL:grey		7.6218		7.1210 T22
All engines				7.1283 T20	

				ENGINE
1.6 BlueHDi 115	Diesel	85	06/17->	DV6FC

Engine	Information	S10	T10	T20 - T23	T22 - T25
All engines	COL:grey		7.6218		7.1210 T22
All engines				7.1283 T20	

				ENGINE
1.6 BlueHDi 120	Diesel	88	07/17->	DV6FC

Engine	Information	S10	T10	T20 - T23	T22 - T25
All engines	COL:grey		7.6218		7.1210 T22
All engines				7.1283 T20	

C3 AIRCROSS II

				ENGINE
1.5 BlueHDi 100	Diesel	73	08/18->	DV5RD

Engine	Information	S10	T10	T20 - T23	T22 - T25
All engines	COL:grey		7.6218		7.1210 T22
All engines				7.1283 T20	

C3 I

				ENGINE
1.1 i	Petrol	44	02/02->	HFX (TU1A), HFX (TU1JP), TU1A, TU1JP

Engine	Information	S10	T10	T20 - T23	T22 - T25
Eng. TU1A, TU1JP	COL:black, COL:grey, spanner size 21, switch press. 0.5 bar, thread M16x1.5	7.0116			
Eng. HFX (TU1A), HFX (TU1JP)		7.0130			
All engines	spanner size 22, thread M14x1.5		7.6217		
Eng. HFX (TU1JP), TU1A, TU1JP	-> 01/09/02, -> 10/11/02, 29/01/02 ->, LHD, RHD			7.1091 T20	
Eng. HFX (TU1JP)	-> 01/09/02, -> 10/11/02, LHD, RHD, with control switch			7.1184 T20	
Eng. HFX (TU1JP), TU1A, TU1JP	01/10/02 ->, 02/09/02 ->, 11/11/02 ->, LHD, RHD			7.1197 T20	
Eng. HFX (TU1A)	11/04/08 ->			7.1213 T20	
Eng. HFX (TU1A)	-> 10/04/08, kit			7.1213K T20	
Eng. HFX (TU1JP)	-> 28/01/02			7.1217 T20	
Eng. HFX (TU1A)					7.1210 T22

				ENGINE
1.1 LPG	Petrol/ Petro- leum Gas (LPG)	44	06/06-12/09	TU1A




Engine	Information	S10	T10	T20 - T23	T22 - T25
All engines	COL:black, COL:grey, spanner size 21, switch press. 0.5 bar, thread M16x1.5	7.0116			
All engines	spanner size 22, thread M14x1.5		7.6217		
All engines				7.1197 T20	

				ENGINE
1.4 16V	Petrol	65	12/03->	ET3J4, KFJ (ET3J4)

Engine	Information	S10	T10	T20 - T23	T22 - T25
Eng. ET3J4	COL:grey, spanner size 21, switch press. 0.5 bar, thread M16x1.5	7.0116			
Eng. KFJ (ET3J4)		7.0130			
All engines	spanner size 22, thread M14x1.5		7.6217		
Eng. KFJ (ET3J4)	-> 01/09/02, -> 10/11/02, 29/01/02 ->, LHD, RHD			7.1091 T20	
Eng. KFJ (ET3J4)	-> 01/09/02, -> 10/11/02, LHD, RHD, with control switch			7.1184 T20	
All engines	-> 01/09/05, 02/09/02 ->, 11/11/02 ->, LHD, RHD			7.1197 T20	
Eng. KFJ (ET3J4)	11/04/08 ->			7.1213 T20	
Eng. KFJ (ET3J4)	-> 10/04/08, 01/09/05 ->, kit			7.1213K T20	
Eng. KFJ (ET3J4)	-> 28/01/02			7.1217 T20	

S10 OIL PRESSURE WARNING LIGHT SWITCH	T10 REVERSING LIGHT SWITCH	T20 BRAKE LIGHT SWITCH
T22 SWITCH CLUTCH CONTROL (CRUISE CONTROL)	T23 SWITCH BRAKE ACTUATION (ENGINE TIMING)	T25 SWITCH CLUTCH CONTROL (ENGINE CONTROL)

FUNCTIONS ON THE VEHICLE

Vehicle	alim.	kW	Date	Engine	 S10	 T10	 T20 - T23	 T22 - T25
---------	-------	----	------	--------	---	---	--	---

ENGINE				
1.4 16V	Petrol	65	12/03->	ET3J4, KFU (ET3J4)

Engine	Information	S10	T10	T20 - T23	T22 - T25
Eng. KFU (ET3J4)	02/09/02 ->, 13/01/03 ->, LHD, RHD				7.1210 T22
Eng. KFU (ET3J4)	-> 01/09/02, -> 12/01/03, LHD, RHD				7.1214 T22

ENGINE				
1.4 16V HDi	Diesel	66	02/02->	8HY (DV4TED4), DV4TED4

Engine	Information	S10	T10	T20 - T23	T22 - T25
Eng. DV4TED4	COL:grey, spanner size 21, switch press. 0.5 bar, thread M16x1.5	7.0116			
Eng. 8HY (DV4TED4)		7.0130			
Eng. DV4TED4	man., spanner size 22, thread M14x1.5		7.6217		
All engines	COL:grey, semiaut.		7.6218		
All engines	-> 01/09/02, -> 10/11/02, 29/01/02 ->, LHD, RHD			7.1091 T20	
Eng. 8HY (DV4TED4)	-> 01/09/02, -> 10/11/02, LHD, RHD, with control switch			7.1184 T20	
All engines	01/10/02 ->, 02/09/02 ->, 11/11/02 ->, LHD, RHD			7.1197 T20	
Eng. 8HY (DV4TED4)	-> 28/01/02			7.1217 T20	
Eng. 8HY (DV4TED4)	02/09/02 ->, 13/01/03 ->, LHD, RHD				7.1210 T22
Eng. 8HY (DV4TED4)	-> 01/09/02, -> 12/01/03, LHD, RHD				7.1214 T22

ENGINE				
1.4 BiFuel	Petrol/ Petro- leum Gas (LPG)	54	09/08-12/09	TU3JP

Engine	Information	S10	T10	T20 - T23	T22 - T25
All engines	COL:black, COL:grey, spanner size 21, switch press. 0.5 bar, thread M16x1.5	7.0116			
All engines	spanner size 22, thread M14x1.5		7.6217		
All engines				7.1184, 7.1213 T20, T23	
All engines	COL:grey				7.1210 T22

ENGINE				
1.4 HDi	Diesel	50	02/02->	8HX (DV4TD), DV4TD

Engine	Information	S10	T10	T20 - T23	T22 - T25
Eng. DV4TD	COL:grey, spanner size 21, switch press. 0.5 bar, thread M16x1.5	7.0116			
Eng. 8HX (DV4TD)		7.0130	7.6217		
Eng. DV4TD	COL:grey		7.6218		
Eng. 8HX (DV4TD)	-> 01/09/02, -> 10/11/02, 29/01/02 ->, LHD, RHD			7.1091 T20	
Eng. 8HX (DV4TD)	-> 01/09/02, -> 10/11/02, LHD, RHD, with control switch			7.1184 T20	
All engines	02/09/02 ->, 11/11/02 ->, LHD, RHD			7.1197 T20	
Eng. 8HX (DV4TD)	-> 28/01/02			7.1217 T20	
Eng. 8HX (DV4TD)	02/09/02 ->, 13/01/03 ->, LHD, RHD				7.1210 T22
Eng. 8HX (DV4TD)	-> 01/09/02, -> 12/01/03, LHD, RHD				7.1214 T22

ENGINE				
1.4 HDi	Diesel	52	07/03->	8HZ (DV4TD)

Engine	Information	S10	T10	T20 - T23	T22 - T25
All engines		7.0130	7.6217		7.1210 T22
All engines	11/04/08 ->			7.1213 T20	
All engines	-> 10/04/08, kit			7.1213K T20	

ENGINE				
1.4 HDi	Diesel	55	05/05->	8HX (DV4TD), DV4TD

Engine	Information	S10	T10	T20 - T23	T22 - T25
Eng. DV4TD	COL:grey, spanner size 21, switch press. 0.5 bar, thread M16x1.5	7.0116			
Eng. 8HX (DV4TD)		7.0130	7.6217		
Eng. DV4TD	COL:grey		7.6218		
Eng. 8HX (DV4TD)	-> 01/09/02, -> 10/11/02, 29/01/02 ->, LHD, RHD			7.1091 T20	
Eng. 8HX (DV4TD)	-> 01/09/02, -> 10/11/02, LHD, RHD, with control switch			7.1184 T20	
All engines	02/09/02 ->, 11/11/02 ->, LHD, RHD			7.1197 T20	
Eng. 8HX (DV4TD)	-> 28/01/02			7.1217 T20	
Eng. 8HX (DV4TD)	02/09/02 ->, 13/01/03 ->, LHD, RHD				7.1210 T22
Eng. 8HX (DV4TD)	-> 01/09/02, -> 12/01/03, LHD, RHD				7.1214 T22

S10	OIL PRESSURE WARNING LIGHT SWITCH	T10	REVERSING LIGHT SWITCH	T20	BRAKE LIGHT SWITCH
T22	SWITCH CLUTCH CONTROL (CRUISE CONTROL)	T23	SWITCH BRAKE ACTUATION (ENGINE TIMING)	T25	SWITCH CLUTCH CONTROL (ENGINE CONTROL)

Vehicle	alim.	kW	Date	Engine	 S10	 T10	 T20 - T23	 T22 - T25
---------	-------	----	------	--------	---	---	--	---

ENGINE				
1.4 i	Petrol	54	02/02->	KFV (TU3A), KFV (TU3JP), TU3A, TU3JP

Engine	Information	S10	T10	T20 - T23	T22 - T25
Eng. TU3A, TU3JP	COL:black, COL:grey, spanner size 21, switch press. 0.5 bar, thread M16x1.5	7.0116			
Eng. KFV (TU3A), KFV (TU3JP)		7.0130			
All engines	spanner size 22, t.ntr. MA, thread M14x1.5		7.6217		
Eng. TU3A, TU3JP	COL:grey, t.ntr. BE4R		7.6218		
Eng. KFV (TU3JP), TU3JP	-> 01/07/02, -> 01/09/02, -> 10/11/02, -> org. 09428, 29/01/02 ->, LHD, RHD			7.1091	T20
Eng. KFV (TU3JP)	-> 01/09/02, -> 10/11/02, LHD, RHD, with control switch			7.1184	T20
Eng. TU3JP				7.1184	T23
Eng. KFV (TU3JP), TU3JP	-> 01/04/05, -> 01/09/05, 01/08/02 ->, 02/09/02 ->, 11/11/02 ->, LHD, org. 09429 ->, RHD			7.1197	T20
All engines	01/05/05 ->, 11/04/08 ->			7.1213	T20
Eng. KFV (TU3A), KFV (TU3JP)	-> 10/04/08, 01/09/05 ->, kit			7.1213K	T20
Eng. KFV (TU3JP)	-> 28/01/02			7.1217	T20
All engines	01/09/02 ->, 02/09/02 ->, 13/01/03 ->, COL:grey, LHD, org. 09429 ->, RHD				7.1210 T22
Eng. KFV (TU3JP), TU3JP	-> 01/08/02, -> 01/09/02, -> 12/01/03, -> org. 09428, LHD, RHD				7.1214 T22

ENGINE				
1.4 i Bivalent	Petrol/ Natural Gas (CNG)	49	01/08-12/09	TU3JPCNG

Engine	Information	S10	T10	T20 - T23	T22 - T25
All engines	COL:black, COL:grey, spanner size 21, switch press. 0.5 bar, thread M16x1.5	7.0116			
All engines	spanner size 22, thread M14x1.5		7.6217		
All engines				7.1184, 7.1213	T20, T23
All engines	COL:grey				7.1210 T22

ENGINE				
1.4 i Bivalent	Petrol/ Natural Gas (CNG)	54	02/02->	KFV (TU3JP), TU3JPCNG

Engine	Information	S10	T10	T20 - T23	T22 - T25
Eng. TU3JPCNG	COL:black, COL:grey, spanner size 21, switch press. 0.5 bar, thread M16x1.5	7.0116			
Eng. KFV (TU3JP)		7.0130			
All engines	spanner size 22, thread M14x1.5		7.6217		
All engines	-> 01/07/02, -> 01/09/02, -> 10/11/02, -> org. 09428, 29/01/02 ->, LHD, RHD			7.1091	T20
Eng. KFV (TU3JP)	-> 01/09/02, -> 10/11/02, LHD, RHD, with control switch			7.1184	T20
Eng. TU3JPCNG				7.1184	T23
All engines	-> 01/04/05, -> 01/09/05, 01/08/02 ->, 02/09/02 ->, 11/11/02 ->, LHD, org. 09429 ->, RHD			7.1197	T20
All engines	01/05/05 ->, 11/04/08 ->			7.1213	T20
Eng. KFV (TU3JP)	-> 10/04/08, 01/09/05 ->, kit			7.1213K	T20
Eng. KFV (TU3JP)	-> 28/01/02			7.1217	T20
All engines	01/09/02 ->, 02/09/02 ->, 13/01/03 ->, COL:grey, LHD, org. 09429 ->, RHD				7.1210 T22
All engines	-> 01/08/02, -> 01/09/02, -> 12/01/03, -> org. 09428, LHD, RHD				7.1214 T22

ENGINE				
1.6 16V	Petrol	80	02/02->	N6A (TU5JP4), NFU (TU5JP4), TU5JP4

Engine	Information	S10	T10	T20 - T23	T22 - T25
Eng. TU5JP4	COL:black, COL:grey, spanner size 21, switch press. 0.5 bar, thread M16x1.5	7.0116			
Eng. N6A (TU5JP4), NFU (TU5JP4)		7.0130			
All engines	man., spanner size 22, thread M14x1.5		7.6217		
Eng. TU5JP4	COL:grey, semiaut.		7.6218		
All engines	-> 01/09/02, -> 10/11/02, 29/01/02 ->, LHD, man., RHD			7.1091	T20
Eng. N6A (TU5JP4), NFU (TU5JP4)	-> 01/09/02, -> 10/11/02, LHD, RHD, with control switch			7.1184	T20
All engines	-> 01/09/05, 02/09/02 ->, 11/11/02 ->, aut., LHD, RHD			7.1197	T20
Eng. N6A (TU5JP4), NFU (TU5JP4)	11/04/08 ->			7.1213	T20
Eng. N6A (TU5JP4), NFU (TU5JP4)	-> 10/04/08, 01/09/05 ->, kit			7.1213K	T20

S10 OIL PRESSURE WARNING LIGHT SWITCH	T10 REVERSING LIGHT SWITCH	T20 BRAKE LIGHT SWITCH
T22 SWITCH CLUTCH CONTROL (CRUISE CONTROL)	T23 SWITCH BRAKE ACTUATION (ENGINE TIMING)	T25 SWITCH CLUTCH CONTROL (ENGINE CONTROL)

FUNCTIONS ON THE VEHICLE

Vehicle	alim.	kW	Date	Engine	 S10	 T10	 T20 - T23	 T22 - T25
---------	-------	----	------	--------	---	---	--	---

ENGINE				
1.6 16V	Petrol	80	02/02->	N6A (TU5JP4), NFU (TU5JP4), TU5JP4

Engine	Information	S10	T10	T20 - T23	T22 - T25
Eng. N6A (TU5JP4), NFU (TU5JP4)	-> 28/01/02			7.1217 T20	
Eng. N6A (TU5JP4), NFU (TU5JP4)	02/09/02 ->, 13/01/03 ->, LHD, RHD				7.1210 T22
Eng. N6A (TU5JP4), NFU (TU5JP4)	-> 01/09/02, -> 12/01/03, LHD, RHD				7.1214 T22

ENGINE				
1.6 16V	Petrol	81	05/03-09/05	NFU (TU5JP4), TU5JP4

Engine	Information	S10	T10	T20 - T23	T22 - T25
Eng. TU5JP4	COL:grey, spanner size 21, switch press. 0.5 bar, thread M16x1.5	7.0116			
Eng. NFU (TU5JP4)		7.0130	7.6217		
Eng. NFU (TU5JP4)	-> 01/09/02, -> 10/11/02, 29/01/02 ->, LHD, RHD			7.1091 T20	
Eng. NFU (TU5JP4)	-> 01/09/02, -> 10/11/02, LHD, RHD, with control switch			7.1184 T20	
All engines	-> 01/09/05, 02/09/02 ->, 11/11/02 ->, LHD, RHD			7.1197 T20	
Eng. NFU (TU5JP4)	11/04/08 ->			7.1213 T20	
Eng. NFU (TU5JP4)	-> 10/04/08, 01/09/05 ->, kit			7.1213K T20	
Eng. NFU (TU5JP4)	-> 28/01/02			7.1217 T20	
Eng. NFU (TU5JP4)	02/09/02 ->, 13/01/03 ->, LHD, RHD				7.1210 T22
Eng. TU5JP4	COL:grey				7.1210 T25
Eng. NFU (TU5JP4)	-> 01/09/02, -> 12/01/03, LHD, RHD				7.1214 T22

ENGINE				
1.6 16V HDi	Diesel	66	10/05->	9HX (DV6ATED4), DV6A-TED4

Engine	Information	S10	T10	T20 - T23	T22 - T25
Eng. DV6ATED4	COL:grey, spanner size 21, switch press. 0.5 bar, thread M16x1.5	7.0116			
Eng. 9HX (DV6ATED4)		7.0130	7.6218		7.1210 T22
Eng. DV6ATED4	spanner size 22, thread M14x1.5		7.6217		
Eng. DV6ATED4				7.1197 T20	
Eng. 9HX (DV6ATED4)	11/04/08 ->			7.1213 T20	
Eng. 9HX (DV6ATED4)	-> 10/04/08, kit			7.1213K T20	

ENGINE				
1.6 16V HDi	Diesel	80	09/05->	9HZ (DV6TED4), DV6TED4

Engine	Information	S10	T10	T20 - T23	T22 - T25
Eng. DV6TED4	COL:grey, spanner size 21, switch press. 0.5 bar, thread M16x1.5	7.0116			
Eng. 9HZ (DV6TED4)		7.0130	7.6218		7.1210 T22
Eng. DV6TED4	spanner size 22, thread M14x1.5		7.6217		
All engines	11/04/08 ->			7.1213 T20	
Eng. 9HZ (DV6TED4)	-> 10/04/08, kit			7.1213K T20	

C3 I PLURIEL

ENGINE				
1.4	Petrol	54	05/03->	KFV (TU3JP), TU3JP

Engine	Information	S10	T10	T20 - T23	T22 - T25
Eng. TU3JP	COL:black, COL:grey, spanner size 21, switch press. 0.5 bar, thread M16x1.5	7.0116			
Eng. KFV (TU3JP)		7.0130			7.1210 T22
All engines	spanner size 22, thread M14x1.5		7.6217		
Eng. KFV (TU3JP)	COL:black/White			7.1197 T20	
All engines	COL:black			7.1213 T20	
Eng. KFV (TU3JP)	COL:black, kit			7.1213K T20	

ENGINE				
1.4	Petrol	55	07/03->	KFV (TU3A), TU3A

Engine	Information	S10	T10	T20 - T23	T22 - T25
Eng. TU3A	COL:black, COL:grey, spanner size 21, switch press. 0.5 bar, thread M16x1.5	7.0116			
Eng. KFV (TU3A)		7.0130			7.1210 T22
All engines	spanner size 22, thread M14x1.5		7.6217		
Eng. KFV (TU3A)	COL:black/White			7.1197 T20	
All engines	COL:black			7.1213 T20	
Eng. KFV (TU3A)	COL:black, kit			7.1213K T20	

S10	OIL PRESSURE WARNING LIGHT SWITCH	T10	REVERSING LIGHT SWITCH	T20	BRAKE LIGHT SWITCH
T22	SWITCH CLUTCH CONTROL (CRUISE CONTROL)	T23	SWITCH BRAKE ACTUATION (ENGINE TIMING)	T25	SWITCH CLUTCH CONTROL (ENGINE CONTROL)

Vehicle	alim.	kW	Date	Engine	 S10	 T10	 T20 - T23	 T22 - T25
---------	-------	----	------	--------	---	---	--	---

ENGINE				
1.4 HDi	Diesel	50	04/04->	8HX (DV4TD), 8HZ (DV4TD), DV4TD

Engine	Information	S10	T10	T20 - T23	T22 - T25
Eng. DV4TD	COL:black, COL:grey, spanner size 21, switch press. 0.5 bar, thread M16x1.5	7.0116			
Eng. 8HX (DV4TD), 8HZ (DV4TD)		7.0130			7.1210 T22
All engines	spanner size 22, thread M14x1.5		7.6217		
Eng. 8HX (DV4TD), 8HZ (DV4TD)	COL:black/White			7.1197 T20	
All engines	COL:black			7.1213 T20	
Eng. 8HX (DV4TD), 8HZ (DV4TD)	COL:black, kit			7.1213K T20	

ENGINE				
1.4 Hybrid	Petrol/ Electro	54	05/05->	KFV (TU3JP)

Engine	Information	S10	T10	T20 - T23	T22 - T25
All engines		7.0130	7.6217		7.1210 T22
All engines	COL:black/White			7.1197 T20	
All engines	COL:black			7.1213 T20	
All engines	COL:black, kit			7.1213K T20	

ENGINE				
1.6	Petrol	80	05/03->	NFU (TU5JP4), TU5JP4

Engine	Information	S10	T10	T20 - T23	T22 - T25
Eng. TU5JP4	COL:black, COL:grey, spanner size 21, switch press. 0.5 bar, thread M16x1.5	7.0116			
Eng. NFU (TU5JP4)		7.0130			7.1210 T22
All engines	spanner size 22, thread M14x1.5		7.6217		
Eng. NFU (TU5JP4)	COL:black/White			7.1197 T20	
All engines	COL:black			7.1213 T20	
Eng. NFU (TU5JP4)	COL:black, kit			7.1213K T20	

C3 II

ENGINE				
1.0 Vti 68	Petrol	50	08/12->	EBO, EBOF, ZMZ (EBO)

Engine	Information	S10	T10	T20 - T23	T22 - T25
All engines	COL:brown, thread M16x1.5	7.0130			
All engines	+manual transmission, spanner size 22, t.tnr. BVM MA, BVM MA PILOTARE, t.tnr. MA/SST, thread M14x1.5		7.6217		
All engines	+manual transmission, COL:grey, t.tnr. BE4R		7.6218		
All engines				7.1283 T20	
All engines	COL:grey				7.1210 T22

ENGINE				
1.1	Petrol	44	11/09->	HFX (TU1JP), TU1A

Engine	Information	S10	T10	T20 - T23	T22 - T25
Eng. TU1A	COL:black, COL:grey, spanner size 21, switch press. 0.5 bar, thread M16x1.5	7.0116			
Eng. HFX (TU1JP)		7.0130			7.1210 T22
Eng. HFX (TU1JP)	+manual transmission, t.tnr. BVM MA, BVM MA PILOTARE		7.6217		
All engines	+manual transmission, COL:grey, t.tnr. BE4R		7.6218		
All engines	+top speed restriction, -> 31/10/10, -top speed regulation			7.1213 T20	
Eng. HFX (TU1JP)	01/11/10 ->			7.1283 T20	

ENGINE				
1.1 BiFuel	Petrol/ Petro- leum Gas (LPG)	44	11/10->	HFX (TU1A), TU1A

Engine	Information	S10	T10	T20 - T23	T22 - T25
Eng. TU1A	COL:grey, spanner size 21, switch press. 0.5 bar, thread M16x1.5	7.0116			
Eng. HFX (TU1A)		7.0130			7.1210 T22
Eng. HFX (TU1A)	+manual transmission, t.tnr. BVM MA, BVM MA PILOTARE		7.6217		
All engines	+manual transmission, COL:grey, t.tnr. BE4R		7.6218		
All engines	-> 31/10/10			7.1213 T20	
Eng. HFX (TU1A)	01/11/10 ->			7.1283 T20	

S10	OIL PRESSURE WARNING LIGHT SWITCH	T10	REVERSING LIGHT SWITCH	T20	BRAKE LIGHT SWITCH
T22	SWITCH CLUTCH CONTROL (CRUISE CONTROL)	T23	SWITCH BRAKE ACTUATION (ENGINE TIMING)	T25	SWITCH CLUTCH CONTROL (ENGINE CONTROL)

FUNCTIONS ON THE VEHICLE

Vehicle	alim.	kW	Date	Engine	 S10	 T10	 T20 - T23	 T22 - T25
---------	-------	----	------	--------	---	---	--	---

ENGINE				
1.2 THP 110	Petrol	81	10/14->	EB2DT, HNZ (EB2DT)

Engine	Information	S10	T10	T20 - T23	T22 - T25
Eng. HNZ (EB2DT)	+manual transmission, t.tnr. BVM MA, BVM MA PILOTARE		7.6217		
All engines	+manual transmission, COL:grey, t.tnr. BE4R		7.6218		
All engines				7.1283 T20	
All engines	COL:grey				7.1210 T22

ENGINE				
1.2 VTi 82	Petrol	60	06/12->	EB2, EB2F, HMZ (EB2F)

Engine	Information	S10	T10	T20 - T23	T22 - T25
All engines	COL:brown, thread M16x1.5	7.0130			
All engines	+manual transmission, spanner size 22, t.tnr. BVM MA, BVM MA PILOTARE, t.tnr. MA, thread M14x1.5		7.6217		
All engines	+manual transmission, COL:grey, t.tnr. BE4R		7.6218		
All engines				7.1283 T20	
Eng. HMZ (EB2F)					7.1210 T22

ENGINE				
1.4	Petrol	54	11/09->	KFT (TU3A), KFV (TU3A), TU3A, TU3AE5

Engine	Information	S10	T10	T20 - T23	T22 - T25
Eng. TU3A, TU3AE5	COL:black, COL:grey, spanner size 21, switch press. 0.5 bar, thread M16x1.5	7.0116			
Eng. KFT (TU3A), KFV (TU3A)		7.0130			7.1210 T22
Eng. KFT (TU3A), KFV (TU3A)	+manual transmission, t.tnr. BVM MA, BVM MA PILOTARE		7.6217		
All engines	+manual transmission, COL:grey, t.tnr. BE4R		7.6218		
All engines	+top speed restriction, -> 31/10/10, -top speed regulation			7.1213 T20	
Eng. KFT (TU3A), KFV (TU3A)	01/11/10 ->			7.1283 T20	

ENGINE				
1.4 16V	Petrol	70	11/09->	EP3C

Engine	Information	S10	T10	T20 - T23	T22 - T25
All engines	+manual transmission, t.tnr. BVM MA, BVM MA PILOTARE		7.6217		
All engines	+manual transmission, t.tnr. BE4R		7.6218		
All engines	-> 31/10/10			7.1213 T20	
All engines	01/11/10 ->			7.1283 T20	
All engines					7.1210 T22

ENGINE				
1.4 HDi	Diesel	50	06/10-09/16	DV4TD

Engine	Information	S10	T10	T20 - T23	T22 - T25
All engines	COL:black, COL:grey, spanner size 21, switch press. 0.5 bar, thread M16x1.5	7.0116			
All engines	COL:grey		7.6218		
All engines	+top speed restriction, -top speed regulation			7.1213 T20	

ENGINE				
1.4 HDi 70	Diesel	50	11/09->	8HR (DV4C), 8HZ (DV4TD), DV4C, DV4TD

Engine	Information	S10	T10	T20 - T23	T22 - T25
Eng. DV4C, DV4TD	COL:black, COL:grey, spanner size 21, switch press. 0.5 bar, thread M16x1.5	7.0116			
Eng. 8HR (DV4C), 8HZ (DV4TD)	-> 30/10/11	7.0130			
Eng. 8HR (DV4C)	31/10/11 ->	7.0203			
Eng. 8HR (DV4C), 8HZ (DV4TD)	+manual transmission, t.tnr. BVM MA, BVM MA PILOTARE		7.6217		
All engines	+manual transmission, COL:grey, t.tnr. BE4R		7.6218		
All engines	+top speed restriction, -> 31/10/10, -top speed regulation			7.1213 T20	
Eng. 8HR (DV4C), 8HZ (DV4TD)	01/11/10 ->			7.1283 T20	
Eng. 8HR (DV4C), 8HZ (DV4TD)					7.1210 T22

ENGINE				
1.4 i	Petrol	55	11/09->	TU 3 JP

Engine	Information	S10	T10	T20 - T23	T22 - T25
All engines		7.0130			7.1210 T22
All engines	+manual transmission, t.tnr. BVM MA, BVM MA PILOTARE		7.6217		
All engines	+manual transmission, t.tnr. BE4R		7.6218		
All engines	-> 31/10/10			7.1213 T20	
All engines	01/11/10 ->			7.1283 T20	

S10 OIL PRESSURE WARNING LIGHT SWITCH	T10 REVERSING LIGHT SWITCH	T20 BRAKE LIGHT SWITCH
T22 SWITCH CLUTCH CONTROL (CRUISE CONTROL)	T23 SWITCH BRAKE ACTUATION (ENGINE TIMING)	T25 SWITCH CLUTCH CONTROL (ENGINE CONTROL)

Vehicle	alim.	kW	Date	Engine	 S10	 T10	 T20 - T23	 T22 - T25
---------	-------	----	------	--------	---	---	--	---

ENGINE				
1.4 LPG	Petrol/ Petro- leum Gas (LPG)	54	07/10->	KFT (TU3A), TU3A

Engine	Information	S10	T10	T20 - T23	T22 - T25
Eng. TU3A	COL:grey, spanner size 21, switch press. 0.5 bar, thread M16x1.5	7.0116			
Eng. KFT (TU3A)		7.0130			
All engines	+manual transmission, spanner size 22, t.tnr. BVM MA, BVM MA PILOTARE, t.tnr. MA, thread M14x1.5		7.6217		
All engines	+manual transmission, COL:grey, t.tnr. BE4R		7.6218		
All engines	-> 31/10/10			7.1213 T20	
Eng. KFT (TU3A)	01/11/10 ->			7.1283 T20	
All engines	COL:grey				7.1210 T22

ENGINE				
1.4 LPG	Petrol/ Petro- leum Gas (LPG)	70	06/13->	8FN (EP3), EP3C

Engine	Information	S10	T10	T20 - T23	T22 - T25
All engines	+manual transmission, spanner size 22, t.tnr. BVM MA, BVM MA PILOTARE, thread M14x1.5		7.6217		
Eng. 8FN (EP3)	+manual transmission, t.tnr. BE4R		7.6218		
Eng. EP3C	+cruise control, -> 01/10/10, ->org. 12410, -cruise control			7.1213 T20	
All engines	01/11/10 ->, org. 12411 ->			7.1283 T20	
All engines	COL:grey				7.1210 T22

ENGINE				
1.4 VTi	Petrol	72	11/09->	8FR (EP3), EP3C

Engine	Information	S10	T10	T20 - T23	T22 - T25
All engines	+manual transmission, spanner size 22, t.tnr. BVM MA, BVM MA PILOTARE, thread M14x1.5		7.6217		
Eng. 8FR (EP3)	+manual transmission, t.tnr. BE4R		7.6218		
All engines	+cruise control, -> 01/08/10, -> 31/10/10, -cruise control			7.1213 T20	
All engines	01/11/10 ->			7.1283 T20	
Eng. 8FR (EP3)					7.1210 T22

ENGINE				
1.4 VTi 95	Petrol	70	11/09->	8FP (EP3), EP3C

Engine	Information	S10	T10	T20 - T23	T22 - T25
Eng. 8FP (EP3)	+manual transmission, t.tnr. BVM MA, BVM MA PILOTARE		7.6217		
All engines	+manual transmission, COL:grey, t.tnr. BE4R		7.6218		
All engines	+top speed restriction, -> 31/10/10, -top speed regulation			7.1213 T20	
Eng. 8FP (EP3)	01/11/10 ->			7.1283 T20	
Eng. 8FP (EP3)					7.1210 T22

ENGINE				
1.6 BlueHdi	Diesel	55	03/15-09/16	DV6FE

Engine	Information	S10	T10	T20 - T23	T22 - T25
All engines	COL:grey		7.6218		7.1210 T22
All engines				7.1283 T20	

ENGINE				
1.6 BlueHdi 100	Diesel	73	07/14->	BHY (DV6FD), DV6FD

Engine	Information	S10	T10	T20 - T23	T22 - T25
Eng. BHY (DV6FD)	+manual transmission, t.tnr. BVM MA, BVM MA PILOTARE		7.6217		
All engines	+manual transmission, COL:grey, t.tnr. BE4R		7.6218		
All engines				7.1283 T20	
All engines	COL:grey				7.1210 T22

ENGINE				
1.6 BlueHdi 75	Diesel	55	04/15->	BHW (DV6FE), DV6ETEDM, DV6FE

Engine	Information	S10	T10	T20 - T23	T22 - T25
Eng. DV6ETEDM	COL:grey, spanner size 21, switch press. 0.5 bar, thread M16x1.5	7.0116			
Eng. BHW (DV6FE)	+manual transmission, t.tnr. BVM MA, BVM MA PILOTARE		7.6217		
All engines	+manual transmission, COL:grey, t.tnr. BE4R		7.6218		
All engines				7.1283 T20	
All engines	COL:grey				7.1210 T22

S10 OIL PRESSURE WARNING LIGHT SWITCH	T10 REVERSING LIGHT SWITCH	T20 BRAKE LIGHT SWITCH
T22 SWITCH CLUTCH CONTROL (CRUISE CONTROL)	T23 SWITCH BRAKE ACTUATION (ENGINE TIMING)	T25 SWITCH CLUTCH CONTROL (ENGINE CONTROL)

FUNCTIONS ON THE VEHICLE

Vehicle	alim.	kW	Date	Engine	 S10	 T10	 T20 - T23	 T22 - T25
---------	-------	----	------	--------	---	---	--	---

				ENGINE
1.6 Flex	Petrol/ Ethanol	81	11/09->	NFX (TU5JP4)

Engine	Information	S10	T10	T20 - T23	T22 - T25
All engines		7.0130			7.1210 T22
All engines	+manual transmission, t.tnr. BVM MA, BVM MA PILOTARE		7.6217		
All engines	+manual transmission, t.tnr. BE4R		7.6218		
All engines	-> 31/10/10			7.1213 T20	
All engines	01/11/10->			7.1283 T20	

				ENGINE
1.6 HDi	Diesel	55	11/09->	9HK (DV6ETEDM)

Engine	Information	S10	T10	T20 - T23	T22 - T25
All engines		7.0130			7.1210 T22
All engines	+manual transmission, t.tnr. BVM MA, BVM MA PILOTARE		7.6217		
All engines	+manual transmission, t.tnr. BE4R		7.6218		
All engines	-> 31/10/10			7.1213 T20	
All engines	01/11/10->			7.1283 T20	

				ENGINE
1.6 HDi	Diesel	68	11/09->	9HJ (DV6DTEEDM), 9HP (DV6DTEED), DV6DTEED, DV6DTEEDM

Engine	Information	S10	T10	T20 - T23	T22 - T25
Eng. DV6DTEED, DV6DTEEDM	COL:grey, spanner size 21, switch press. 0.5 bar, thread M16x1.5	7.0116			
Eng. 9HJ (DV6DTEEDM), 9HP (DV6DTEED)	-> 31/10/10	7.0130			
Eng. 9HP (DV6DTEED)	-> 11/11/12, 01/11/10->	7.0199			
Eng. 9HP (DV6DTEED)	12/11/12->	7.0203			
Eng. 9HJ (DV6DTEEDM), 9HP (DV6DTEED)	+manual transmission, t.tnr. BVM MA, BVM MA PILOTARE		7.6217		
All engines	+manual transmission, COL:grey, t.tnr. BE4R		7.6218		
All engines	+top speed restriction, -> 01/10/10, -> 31/10/10, -top speed regulation			7.1213 T20	
All engines	01/11/10->			7.1283 T20	
Eng. 9HJ (DV6DTEEDM), 9HP (DV6DTEED)					7.1210 T22

				ENGINE
1.6 HDi 110	Diesel	82	11/09->	9HR (DV6C), DV6C

Engine	Information	S10	T10	T20 - T23	T22 - T25
Eng. DV6C	-> 01/10/10, COL:grey, spanner size 21, switch press. 0.5 bar, thread M16x1.5	7.0116			
Eng. 9HR (DV6C)	-> 31/10/10	7.0130			
All engines	-> 11/11/12, 01/11/10->	7.0199			
Eng. 9HR (DV6C)	12/11/12->	7.0203			
Eng. 9HR (DV6C)	+manual transmission, t.tnr. BVM MA, BVM MA PILOTARE		7.6217		
Eng. 9HR (DV6C)	+manual transmission, t.tnr. BE4R		7.6218		
All engines	+top speed restriction, -> 31/10/10, -top speed regulation			7.1213 T20	
Eng. 9HR (DV6C)	01/11/10->			7.1283 T20	
Eng. 9HR (DV6C)					7.1210 T22

				ENGINE
1.6 HDi 115	Diesel	84	09/12->	9HD (DV6C), DV6C

Engine	Information	S10	T10	T20 - T23	T22 - T25
Eng. 9HD (DV6C)	-> 31/10/10	7.0130			
All engines	-> 01/10/12, -> 11/11/12, 01/11/10->	7.0199			
All engines	01/11/12->, 12/11/12->	7.0203			
Eng. 9HD (DV6C)	+manual transmission, t.tnr. BVM MA, BVM MA PILOTARE		7.6217		
All engines	+manual transmission, COL:grey, t.tnr. BE4R		7.6218		
All engines				7.1283 T20	
All engines	COL:grey				7.1210 T22

				ENGINE
1.6 HDi 90	Diesel	66	11/09->	9HX (DV6ATED4), DV6ATED4

Engine	Information	S10	T10	T20 - T23	T22 - T25
Eng. DV6ATED4	COL:black, COL:grey, spanner size 21, switch press. 0.5 bar, thread M16x1.5	7.0116			
Eng. 9HX (DV6ATED4)		7.0130			7.1210 T22

S10	OIL PRESSURE WARNING LIGHT SWITCH	T10	REVERSING LIGHT SWITCH	T20	BRAKE LIGHT SWITCH
T22	SWITCH CLUTCH CONTROL (CRUISE CONTROL)	T23	SWITCH BRAKE ACTUATION (ENGINE TIMING)	T25	SWITCH CLUTCH CONTROL (ENGINE CONTROL)

Vehicle	alim.	kW	Date	Engine	 S10	 T10	 T20 - T23	 T22 - T25
---------	-------	----	------	--------	---	---	--	---

ENGINE				
1.6 HDi 90	Diesel	66	11/09->	9HX (DV6ATED4), DV6A-TED4

Engine	Information	S10	T10	T20 - T23	T22 - T25
Eng. 9HX (DV6ATED4)	+manual transmission, t.tnr. BVM MA, BVM MA PILOTARE		7.6217		
All engines	+manual transmission, COL:grey, t.tnr. BE4R		7.6218		
All engines	+top speed restriction, -> 31/10/10, -top speed regulation			7.1213 T20	
Eng. 9HX (DV6ATED4)	01/11/10 ->			7.1283 T20	

ENGINE				
1.6 VTi 120	Petrol	88	11/09->	5FS (EP6C), EP6C

Engine	Information	S10	T10	T20 - T23	T22 - T25
Eng. 5FS (EP6C)	+manual transmission, t.tnr. BVM MA, BVM MA PILOTARE		7.6217		
All engines	+manual transmission, COL:grey, t.tnr. BE4R		7.6218		
All engines	+top speed restriction, -> 31/10/10, -top speed regulation			7.1213 T20	
Eng. 5FS (EP6C)	01/11/10 ->			7.1283 T20	
Eng. 5FS (EP6C)					7.1210 T22

ENGINE				
1.2 PureTech 82	Petrol	61	05/18->	EB2FA

Engine	Information	S10	T10	T20 - T23	T22 - T25
All engines	COL:brown, thread M16x1.5	7.0130			
All engines	spanner size 22, t.tnr. MA, thread M14x1.5		7.6217		
All engines	COL:grey, t.tnr. SST		7.6218		
All engines				7.1283 T20	
All engines	COL:grey				7.1210 T22

ENGINE				
1.2 THP 110	Petrol	81	07/16->	EB2DT, HNV (EB2DTM), HNZ (EB2DT)

Engine	Information	S10	T10	T20 - T23	T22 - T25
Eng. HNV (EB2DTM), HNZ (EB2DT)		7.0130			
All engines	+manual transmission, spanner size 22, t.tnr. BVM MA, BVM MA PILOTARE, t.tnr. MA, thread M14x1.5		7.6217		
All engines	+manual transmission, COL:grey, t.tnr. BE4R		7.6218		
Eng. HNV (EB2DTM), HNZ (EB2DT)	-> 31/10/10			7.1213 T20	
All engines	01/11/10 ->			7.1283 T20	
All engines	COL:grey				7.1210 T22

ENGINE				
1.2 VTi 68	Petrol	50	07/16->	EB2FB

Engine	Information	S10	T10	T20 - T23	T22 - T25
All engines	COL:brown, thread M16x1.5	7.0130			
All engines	spanner size 22, t.tnr. MA, thread M14x1.5		7.6217		
All engines	COL:grey, t.tnr. BE4R		7.6218		
All engines				7.1283 T20	
All engines	COL:grey				7.1210 T22

ENGINE				
1.2 VTi 82	Petrol	60	07/16->	EB2F, HMZ (EB2F)

Engine	Information	S10	T10	T20 - T23	T22 - T25
All engines	COL:brown, thread M16x1.5	7.0130			
All engines	+manual transmission, spanner size 22, t.tnr. BVM MA, BVM MA PILOTARE, t.tnr. MA, thread M14x1.5		7.6217		
All engines	+manual transmission, COL:grey, t.tnr. BE4R		7.6218		
Eng. HMZ (EB2F)	-> 31/10/10			7.1213 T20	
All engines	01/11/10 ->			7.1283 T20	
All engines	COL:grey				7.1210 T22

ENGINE				
1.5 BlueHDi 100	Diesel	75	05/18->	DV5RD

Engine	Information	S10	T10	T20 - T23	T22 - T25
All engines	COL:grey		7.6218		7.1210 T22
All engines				7.1283 T20	

S10	OIL PRESSURE WARNING LIGHT SWITCH	T10	REVERSING LIGHT SWITCH	T20	BRAKE LIGHT SWITCH
T22	SWITCH CLUTCH CONTROL (CRUISE CONTROL)	T23	SWITCH BRAKE ACTUATION (ENGINE TIMING)	T25	SWITCH CLUTCH CONTROL (ENGINE CONTROL)

FUNCTIONS ON THE VEHICLE

Vehicle	alim.	kW	Date	Engine	 S10	 T10	 T20 - T23	 T22 - T25
---------	-------	----	------	--------	---	---	--	---

				ENGINE
1.6 BlueHDi 100	Diesel	73	07/16->	DV6FD

Engine	Information	S10	T10	T20 - T23	T22 - T25
All engines	spanner size 22, t.tnr. MA, thread M14x1.5		7.6217		
All engines	COL:grey, t.tnr. BE4R		7.6218		
All engines				7.1283 T20	
All engines	COL:grey				7.1210 T22

				ENGINE
1.6 BlueHDi 75	Diesel	55	07/16->	DV6FE

Engine	Information	S10	T10	T20 - T23	T22 - T25
All engines	spanner size 22, t.tnr. MA, thread M14x1.5		7.6217		
All engines	COL:grey, t.tnr. BE4R		7.6218		
All engines				7.1283 T20	
All engines	COL:grey				7.1210 T22

				ENGINE
1.6 VTi	Petrol	85	02/17->	EC5F

Engine	Information	S10	T10	T20 - T23	T22 - T25
All engines	COL:grey, spanner size 21, switch press. 0.5 bar, thread M16x1.5	7.0116			
All engines				7.1283 T20	

C3 PICASSO

				ENGINE
1.2 THP 110	Petrol	81	01/15->	EB2DT, HNZ (EB2DT)

Engine	Information	S10	T10	T20 - T23	T22 - T25
All engines	+manual transmission, spanner size 22, t.tnr. BVM MA, BVM MA PILOTARE, t.tnr. MA, thread M14x1.5		7.6217		
All engines	+manual transmission, COL:grey, t.tnr. BE4R		7.6218		
All engines				7.1283 T20	
Eng. HNZ (EB2DT)					7.1210 T22

				ENGINE
1.4 VTi 95	Petrol	70	02/09->	8FN (EP3), 8FP (EP3), 8FS (EP3), EP3, EP3C

Engine	Information	S10	T10	T20 - T23	T22 - T25
Eng. 8FN (EP3), 8FP (EP3), 8FS (EP3)		7.0130			7.1210 T22
Eng. 8FN (EP3), 8FP (EP3), 8FS (EP3)	+manual transmission, t.tnr. BVM MA, BVM MA PILOTARE		7.6217		
All engines	+manual transmission, COL:grey, t.tnr. BE4R		7.6218		
All engines	+cruise control, -> 01/09/10, -> 31/10/10, -cruise control			7.1213 T20	
All engines	01/10/10 ->, 01/11/10 ->			7.1283 T20	

				ENGINE
1.4 VTi 95 LPG	Petrol/ Petro- leum Gas (LPG)	70	01/12->	8FN (EP3), EP3C

Engine	Information	S10	T10	T20 - T23	T22 - T25
Eng. 8FN (EP3)		7.0130			
Eng. 8FN (EP3)	+manual transmission, t.tnr. BVM MA, BVM MA PILOTARE		7.6217		
All engines	+manual transmission, COL:grey, t.tnr. BE4R		7.6218		
All engines				7.1283 T20	
All engines	COL:grey				7.1210 T22

				ENGINE
1.6 BlueHDi 100	Diesel	73	01/15->	BHY (DV6FD), DV6FD

Engine	Information	S10	T10	T20 - T23	T22 - T25
Eng. BHY (DV6FD)	+manual transmission, t.tnr. BVM MA, BVM MA PILOTARE		7.6217		
All engines	+manual transmission, COL:grey, t.tnr. BE4R		7.6218		
All engines				7.1283 T20	
All engines	COL:grey				7.1210 T22

				ENGINE
1.6 HDi	Diesel	66	02/09->	9HX (DV6ATED4), DV6A-TED4

Engine	Information	S10	T10	T20 - T23	T22 - T25
Eng. DV6ATED4	COL:grey, spanner size 21, switch press. 0.5 bar, thread M16x1.5	7.0116			
Eng. 9HX (DV6ATED4)		7.0130			7.1210 T22
Eng. 9HX (DV6ATED4)	+manual transmission, t.tnr. BVM MA, BVM MA PILOTARE		7.6217		

S10	OIL PRESSURE WARNING LIGHT SWITCH	T10	REVERSING LIGHT SWITCH	T20	BRAKE LIGHT SWITCH
T22	SWITCH CLUTCH CONTROL (CRUISE CONTROL)	T23	SWITCH BRAKE ACTUATION (ENGINE TIMING)	T25	SWITCH CLUTCH CONTROL (ENGINE CONTROL)

Vehicle	alim.	kW	Date	Engine	 S10	 T10	 T20 - T23	 T22 - T25
---------	-------	----	------	--------	---	---	--	---

ENGINE				
1.6 HDi	Diesel	66	02/09->	9HX (DV6ATED4), DV6ATED4

Engine	Information	S10	T10	T20 - T23	T22 - T25
Eng. 9HX (DV6ATED4)	+manual transmission, t.tnr. BE4R		7.6218		
All engines	-> 01/09/10, -> 31/10/10			7.1213 T20	
All engines	01/10/10 ->, 01/11/10 ->			7.1283 T20	
Eng. DV6ATED4	COL:grey				7.1210 T25

ENGINE				
1.6 HDi	Diesel	80	02/09->	9HZ (DV6TED4), DV6TED4

Engine	Information	S10	T10	T20 - T23	T22 - T25
Eng. DV6TED4	COL:grey, spanner size 21, switch press. 0.5 bar, thread M16x1.5	7.0116			
Eng. 9HZ (DV6TED4)		7.0130			
Eng. 9HZ (DV6TED4)	+manual transmission, t.tnr. BVM MA, BVM MA PILOTARE		7.6217		
All engines	+manual transmission, COL:grey, t.tnr. BE4R		7.6218		
All engines	+cruise control, -> 01/09/10, -> 31/10/10, -cruise control			7.1213 T20	
All engines	01/10/10 ->, 01/11/10 ->			7.1283 T20	
All engines	COL:grey				7.1210 T22

ENGINE				
1.6 HDi 110	Diesel	82	05/10->	9HR (DV6C), DV6C

Engine	Information	S10	T10	T20 - T23	T22 - T25
Eng. DV6C	-> 01/10/10, COL:grey, spanner size 21, switch press. 0.5 bar, thread M16x1.5	7.0116			
All engines	-> 19/11/12, 01/11/10 ->	7.0199			
Eng. 9HR (DV6C)	20/11/12 ->	7.0203			
Eng. 9HR (DV6C)	+manual transmission, t.tnr. BVM MA, BVM MA PILOTARE		7.6217		
Eng. 9HR (DV6C)	+manual transmission, t.tnr. BE4R		7.6218		
All engines	+top speed restriction, -> 31/10/10, -top speed regulation			7.1213 T20	
Eng. 9HR (DV6C)	01/11/10 ->			7.1283 T20	
Eng. 9HR (DV6C)					7.1210 T22

ENGINE				
1.6 HDi 115	Diesel	84	01/13->	9HD (DV6C), DV6C

Engine	Information	S10	T10	T20 - T23	T22 - T25
Eng. 9HD (DV6C)	-> 19/11/12	7.0199			
All engines	20/11/12 ->	7.0203			
Eng. 9HD (DV6C)	+manual transmission, t.tnr. BVM MA, BVM MA PILOTARE		7.6217		
All engines	+manual transmission, COL:grey, t.tnr. BE4R		7.6218		
All engines				7.1283 T20	
All engines	COL:grey				7.1210 T22

ENGINE				
1.6 HDi 90	Diesel	68	07/10->	9HP (DV6DTED), DV6DTED

Engine	Information	S10	T10	T20 - T23	T22 - T25
Eng. DV6DTED	-> 01/10/10, COL:grey, spanner size 21, switch press. 0.5 bar, thread M16x1.5	7.0116			
Eng. 9HP (DV6DTED)	-> 31/10/10	7.0130			
All engines	-> 07/11/12, 01/11/10 ->	7.0199			
Eng. 9HP (DV6DTED)	08/11/12 ->	7.0203			
Eng. 9HP (DV6DTED)	+manual transmission, t.tnr. BVM MA, BVM MA PILOTARE		7.6217		
All engines	+manual transmission, COL:grey, t.tnr. BE4R		7.6218		
All engines	+cruise control, -> 01/09/10, -> 31/10/10, -cruise control			7.1213 T20	
All engines	+cruise control, 01/10/10 ->, 01/11/10 ->			7.1283 T20	
Eng. 9HP (DV6DTED)					7.1210 T22
Eng. DV6DTED	COL:grey				7.1210 T25

ENGINE				
1.6 Vti	Petrol	84	07/09->	EP6

Engine	Information	S10	T10	T20 - T23	T22 - T25
All engines	COL:grey, spanner size 21, switch press. 0.5 bar, thread M16x1.5	7.0116			
All engines	COL:grey		7.6218		7.1210 T22
All engines	+cruise control, -> 01/09/10, -cruise control			7.1213 T20	
All engines	01/10/10 ->			7.1283 T20	

S10	OIL PRESSURE WARNING LIGHT SWITCH	T10	REVERSING LIGHT SWITCH	T20	BRAKE LIGHT SWITCH
T22	SWITCH CLUTCH CONTROL (CRUISE CONTROL)	T23	SWITCH BRAKE ACTUATION (ENGINE TIMING)	T25	SWITCH CLUTCH CONTROL (ENGINE CONTROL)

FUNCTIONS ON THE VEHICLE

Vehicle	alim.	kW	Date	Engine	 S10	 T10	 T20 - T23	 T22 - T25
---------	-------	----	------	--------	---	---	--	---

				ENGINE
1.6 VtI 120	Petrol	88	02/09->	5FS (EP6C), 5FW (EP6), EP6, EP6C

Engine	Information	S10	T10	T20 - T23	T22 - T25
Eng. EP6	COL:grey, spanner size 21, switch press. 0.5 bar, thread M16x1.5	7.0116			
Eng. 5FW (EP6)		7.0130			
Eng. 5FS (EP6C), 5FW (EP6)	+manual transmission, t.tnr. BVM MA, BVM MA PILOTARE		7.6217		
All engines	+manual transmission, COL:grey, t.tnr. BE4R		7.6218		
All engines	+cruise control, -> 01/09/10, -> 31/10/10, -cruise control			7.1213	T20
All engines	01/10/10 ->, 01/11/10 ->			7.1283	T20
All engines	COL:grey				7.1210 T22

				ENGINE
1.6	Petrol	86	04/12->	4A92

Engine	Information	S10	T10	T20 - T23	T22 - T25
All engines		7.0187			7.1169, 7.1257 T22, T25
All engines	Conn. nr. 4			7.1177	T20
All engines	Conn. nr. 2			7.1178	T20

				ENGINE
1.6 HDi 115	Diesel	84	04/12->	9HL (DV6C), DV6C

Engine	Information	S10	T10	T20 - T23	T22 - T25
Eng. DV6C	COL:grey, spanner size 21, switch press. 0.5 bar, thread M16x1.5	7.0116			
Eng. 9HL (DV6C)		7.0130			
All engines	Conn. nr. 4, pole nr. 4			7.1177	T20
All engines	Conn. nr. 2, pole nr. 2			7.1178	T20
All engines	see connection type				7.1169 T22
Eng. 9HL (DV6C)	see connection type				7.1257 T22
Eng. DV6C					7.1257 T25

				ENGINE
1.6 HDi 115 AWC	Diesel	84	05/12->	9HL (DV6C), DV6C

Engine	Information	S10	T10	T20 - T23	T22 - T25
Eng. DV6C	COL:grey, spanner size 21, switch press. 0.5 bar, thread M16x1.5	7.0116			
Eng. 9HL (DV6C)		7.0130			
All engines	Conn. nr. 4, pole nr. 4			7.1177	T20
All engines	Conn. nr. 2, pole nr. 2			7.1178	T20
All engines	see connection type				7.1169 T22
Eng. 9HL (DV6C)	see connection type				7.1257 T22
Eng. DV6C					7.1257 T25

				ENGINE
1.8 HDi 150	Diesel	110	04/12->	4N13

Engine	Information	S10	T10	T20 - T23	T22 - T25
All engines		7.0187			7.1169, 7.1257 T22, T25
All engines	Conn. nr. 4			7.1177	T20
All engines	Conn. nr. 2			7.1178	T20

				ENGINE
1.8 HDi 150 AWC	Diesel	110	04/12->	4N13

Engine	Information	S10	T10	T20 - T23	T22 - T25
All engines		7.0187			7.1169, 7.1257 T22, T25
All engines	Conn. nr. 4			7.1177	T20
All engines	Conn. nr. 2			7.1178	T20

				ENGINE
2.0	Petrol	110	04/12->	4B11

Engine	Information	S10	T10	T20 - T23	T22 - T25
All engines		7.0187	7.6319		
All engines	pole nr. 4			7.1177	T20
All engines	pole nr. 2			7.1178	T20
All engines	see connection type				7.1169, 7.1257 T22

S10	OIL PRESSURE WARNING LIGHT SWITCH	T10	REVERSING LIGHT SWITCH	T20	BRAKE LIGHT SWITCH
T22	SWITCH CLUTCH CONTROL (CRUISE CONTROL)	T23	SWITCH BRAKE ACTUATION (ENGINE TIMING)	T25	SWITCH CLUTCH CONTROL (ENGINE CONTROL)

Vehicle	alim.	kW	Date	Engine	 S10	 T10	 T20 - T23	 T22 - T25
---------	-------	----	------	--------	---	---	--	---

				ENGINE
2.0 [ExtraEU]	Petrol	110	04/12->	4B11

Engine	Information	S10	T10	T20 - T23	T22 - T25
All engines		7.0187			
All engines	Conn. nr. 4			7.1177 T20	
All engines	Conn. nr. 2			7.1178 T20	

				ENGINE
2.0 AWC	Petrol	110	04/12->	4B11

Engine	Information	S10	T10	T20 - T23	T22 - T25
All engines		7.0187	7.6319		
All engines	pole nr. 4			7.1177 T20	
All engines	pole nr. 2			7.1178 T20	
All engines	see connection type				7.1169, 7.1257 T22

C4 CACTUS

				ENGINE
1.2 PureTech 130	Petrol	96	11/17->	EB2DTS

Engine	Information	S10	T10	T20 - T23	T22 - T25
All engines	spanner size 22, thread M14x1.5		7.6217		
All engines	COL:grey		7.6218		7.1210 T22
All engines				7.1283 T20	

				ENGINE
1.2 THP 110	Petrol	81	09/14->	EB2DT, EB2DTM, HN2 (EB2DT)

Engine	Information	S10	T10	T20 - T23	T22 - T25
All engines	no specific info conc. application available, spanner size 22, t.tnr. MA, thread M14x1.5		7.6217		
All engines	COL:grey, no specific info conc. application available, t.tnr. BE4R/STT		7.6218		
All engines				7.1283 T20	
All engines	COL:grey, LHD				7.1210 T22

				ENGINE
1.2 VTi 75	Petrol	55	09/14->	EB2D, HMU (EB2D)

Engine	Information	S10	T10	T20 - T23	T22 - T25
All engines	COL:brown, thread M16x1.5	7.0130			
All engines	no specific info conc. application available, spanner size 22, t.tnr. MA, thread M14x1.5		7.6217		
All engines	COL:grey, no specific info conc. application available, STT, t.tnr. BE4R		7.6218		
All engines				7.1283 T20	
All engines	COL:grey, LHD				7.1210 T22

				ENGINE
1.2 VTi 82	Petrol	60	09/14->	EB2, EB2F, HMZ (EB2F)

Engine	Information	S10	T10	T20 - T23	T22 - T25
All engines	COL:brown, thread M16x1.5	7.0130			
All engines	no specific info conc. application available, spanner size 22, t.tnr. MA, thread M14x1.5		7.6217		
All engines	COL:grey, no specific info conc. application available, STT, t.tnr. BE4R		7.6218		
All engines				7.1283 T20	
All engines	COL:grey, LHD				7.1210 T22

				ENGINE
1.5 BlueHDi 100	Diesel	73	06/18->	DV5RD

Engine	Information	S10	T10	T20 - T23	T22 - T25
All engines	COL:grey		7.6218		7.1210 T22
All engines				7.1213 T20	

				ENGINE
1.5 BlueHDi 100	Diesel	75	06/18->	DV5RD

Engine	Information	S10	T10	T20 - T23	T22 - T25
All engines	COL:grey		7.6218		7.1210 T22
All engines				7.1213 T20	

				ENGINE
1.6 BlueHDi 100	Diesel	73	09/14->	BHY (DV6FD), DV6FD

Engine	Information	S10	T10	T20 - T23	T22 - T25
All engines	no specific info conc. application available, spanner size 22, t.tnr. MA, thread M14x1.5		7.6217		
All engines	COL:grey, no specific info conc. application available, STT, t.tnr. BE4R		7.6218		

S10 OIL PRESSURE WARNING LIGHT SWITCH	T10 REVERSING LIGHT SWITCH	T20 BRAKE LIGHT SWITCH
T22 SWITCH CLUTCH CONTROL (CRUISE CONTROL)	T23 SWITCH BRAKE ACTUATION (ENGINE TIMING)	T25 SWITCH CLUTCH CONTROL (ENGINE CONTROL)

Vehicle	alim.	kW	Date	Engine	FUNCTIONS ON THE VEHICLE			
					S10	T10	T20 - T23	T22 - T25

ENGINE				
1.6 BlueHDi 100	Diesel	73	09/14->	BHY (DV6FD), DV6FD

Engine	Information	S10	T10	T20 - T23	T22 - T25
All engines				7.1283 T20	
All engines	COL:grey, LHD				7.1210 T22

ENGINE				
1.6 HDi 90	Diesel	68	09/14->	9HP (DV6DTE), DV6D, DV6DTE, DV6DTEDM

Engine	Information	S10	T10	T20 - T23	T22 - T25
Eng. DV6DTEDM	COL:grey, spanner size 21, switch press. 0.5 bar, thread M16x1.5	7.0116			
Eng. 9HP (DV6DTE), DV6D, DV6DTE		7.0203			
Eng. 9HP (DV6DTE)	no specific info conc. application available		7.6217, 7.6218		
All engines				7.1283 T20	
Eng. 9HP (DV6DTE)					7.1210 T22

C4 GRAND PICASSO I				
ENGINE				
1.6 16V	Petrol	103	07/08->	5FT (EP6DT), EP6DT

Engine	Information	S10	T10	T20 - T23	T22 - T25
Eng. EP6DT	COL:grey, spanner size 21, switch press. 0.5 bar, thread M16x1.5	7.0116			
Eng. 5FT (EP6DT)		7.0130	7.6218		
All engines	-> 04/07/10, -> org. 11682, 14/06/08 ->, org. 11683 ->			7.1213 T20	
Eng. 5FT (EP6DT)	-> 13/06/08, kit			7.1213K T20	
Eng. 5FT (EP6DT)	05/07/10 ->			7.1283 T20	

ENGINE				
1.6 16V	Petrol	110	10/08->	5FX (EP6DT), EP6DT

Engine	Information	S10	T10	T20 - T23	T22 - T25
Eng. EP6DT	COL:grey, spanner size 21, switch press. 0.5 bar, thread M16x1.5	7.0116			
Eng. 5FX (EP6DT)		7.0130			
All engines	COL:grey		7.6218		7.1210 T22
All engines	-> 01/06/11, -> 01/10/08, -> 04/07/10, -> org. 11682, -> org. 12655, 01/11/08 ->, 14/06/08 ->, org. 11683 ->			7.1213 T20	
Eng. 5FX (EP6DT)	-> 13/06/08, kit			7.1213K T20	
All engines	01/07/11 ->, 05/07/10 ->, org. 12656 ->			7.1283 T20	

ENGINE				
1.6 16V	Petrol	88	07/08->	EP6C

Engine	Information	S10	T10	T20 - T23	T22 - T25
All engines			7.6218		7.1210 T22
All engines	-> 04/07/10, 14/06/08 ->			7.1213 T20	
All engines	-> 13/06/08, kit			7.1213K T20	
All engines	05/07/10 ->			7.1283 T20	



ENGINE				
1.6 HDi	Diesel	80	10/06->	9HY (DV6TED4), 9HZ (DV6TED4), DV6TED4

Engine	Information	S10	T10	T20 - T23	T22 - T25
Eng. DV6TED4	COL:black, COL:grey, spanner size 21, switch press. 0.5 bar, thread M16x1.5	7.0116			
Eng. 9HY (DV6TED4), 9HZ (DV6TED4)		7.0130			7.1210 T22
Eng. DV6TED4	spanner size 22, t.tnr. ML6 CL, thread M14x1.5		7.6217		
All engines	COL:grey, t.tnr. BE4R		7.6218		
All engines	-> 04/07/10, 14/06/08 ->			7.1213 T20	
Eng. 9HY (DV6TED4), 9HZ (DV6TED4)	-> 13/06/08, kit			7.1213K T20	
Eng. 9HY (DV6TED4), 9HZ (DV6TED4)	05/07/10 ->			7.1283 T20	

ENGINE				
1.6 HDi 110	Diesel	82	09/10->	9HL (DV6C), 9HR (DV6C), DV6C

Engine	Information	S10	T10	T20 - T23	T22 - T25
Eng. DV6C	COL:grey, spanner size 21, switch press. 0.5 bar, thread M16x1.5	7.0116			
Eng. 9HL (DV6C), 9HR (DV6C)	-start-stop function	7.0130			
All engines	+start-stop function	7.0199			
Eng. DV6C	spanner size 22, t.tnr. ML6 CL, thread M14x1.5		7.6217		
All engines	COL:grey, t.tnr. BE4R		7.6218		

S10	OIL PRESSURE WARNING LIGHT SWITCH	T10	REVERSING LIGHT SWITCH	T20	BRAKE LIGHT SWITCH
T22	SWITCH CLUTCH CONTROL (CRUISE CONTROL)	T23	SWITCH BRAKE ACTUATION (ENGINE TIMING)	T25	SWITCH CLUTCH CONTROL (ENGINE CONTROL)

Vehicle	alim.	kW	Date	Engine	 S10	 T10	 T20 - T23	 T22 - T25
---------	-------	----	------	--------	---	---	--	---

ENGINE				
1.6 HdI 110	Diesel	82	09/10->	9HL (DV6C), 9HR (DV6C), DV6C

Engine	Information	S10	T10	T20 - T23	T22 - T25
All engines	-> 04/07/10, LHD			7.1213 T20	
Eng. 9HL (DV6C), 9HR (DV6C)	05/07/10 ->, LHD, RHD			7.1283 T20	
All engines	COL:grey				7.1210 T22

ENGINE				
1.6 THP 155	Petrol	115	09/10->	5FV (EP6CDT), EP6CDT

Engine	Information	S10	T10	T20 - T23	T22 - T25
All engines	COL:grey		7.6218		
All engines	-> 04/07/10, 14/06/08 ->, RHD			7.1213 T20	
All engines	-> 13/06/08, kit, LHD, with cable			7.1213K T20	
Eng. 5FV (EP6CDT)	05/07/10 ->			7.1283 T20	
Eng. 5FV (EP6CDT)					7.1210 T22

ENGINE				
1.6 VTi 120	Petrol	88	07/08->	5FW (EP6), EP6

Engine	Information	S10	T10	T20 - T23	T22 - T25
Eng. EP6	COL:black, COL:grey, spanner size 21, switch press. 0.5 bar, thread M16x1.5	7.0116			
Eng. 5FW (EP6)		7.0130			7.1210 T22
All engines	no specific info conc. application available, spanner size 22, t.tnr. ML6 CL, thread M14x1.5		7.6217		
All engines	COL:grey, no specific info conc. application available, t.tnr. BE4R		7.6218		
All engines	-> 04/07/10, 14/06/08 ->			7.1213 T20	
Eng. 5FW (EP6)	-> 13/06/08, kit			7.1213K T20	
Eng. 5FW (EP6)	05/07/10 ->			7.1283 T20	

ENGINE				
1.8 i 16V	Petrol	92	10/06->	6FY (EW7A), EW7A

Engine	Information	S10	T10	T20 - T23	T22 - T25
Eng. EW7A	COL:black, COL:grey, spanner size 21, switch press. 0.5 bar, thread M16x1.5	7.0116			
Eng. 6FY (EW7A)		7.0130			7.1210 T22
Eng. EW7A	spanner size 22, t.tnr. ML6 CL, thread M14x1.5		7.6217		
All engines	COL:grey, t.tnr. BE4R		7.6218		
All engines	-> 04/07/10, 14/06/08 ->			7.1213 T20	
Eng. 6FY (EW7A)	-> 13/06/08, kit			7.1213K T20	
Eng. 6FY (EW7A)	05/07/10 ->			7.1283 T20	

ENGINE				
1.8 i 16V CNG	CNG	86	03/09-12/11	EW7ACNG

Engine	Information	S10	T10	T20 - T23	T22 - T25
All engines	COL:grey, spanner size 21, switch press. 0.5 bar, thread M16x1.5	7.0116			
All engines	COL:grey		7.6218		7.1210 T22
All engines	-> 01/06/11, ->org. 12655			7.1213 T20	
All engines	01/07/11 ->, org. 12656 ->			7.1283 T20	

ENGINE				
1.8 i 16V Flex	Petrol/ Ethanol	86	06/09-01/13	EW7A

Engine	Information	S10	T10	T20 - T23	T22 - T25
All engines	COL:grey, spanner size 21, switch press. 0.5 bar, thread M16x1.5	7.0116			
All engines	COL:grey		7.6218		7.1210 T22
All engines	-> 01/06/11, ->org. 12655			7.1213 T20	
All engines	01/07/11 ->, org. 12656 ->			7.1283 T20	

ENGINE				
2.0 HdI 138	Diesel	100	10/06->	DW10BTED4, RHJ (DW10BTED4), RHR (DW10BTED4)

Engine	Information	S10	T10	T20 - T23	T22 - T25
Eng. DW10BTED4	COL:black, COL:grey, spanner size 21, switch press. 0.5 bar, thread M16x1.5	7.0116			
Eng. RHJ (DW10BTED4), RHR (DW10BTED4)		7.0130			7.1210 T22
All engines	no specific info conc. application available, spanner size 22, t.tnr. ML6 CL, thread M14x1.5		7.6217		
All engines	COL:grey, no specific info conc. application available, t.tnr. BE4R		7.6218		
All engines	-> 04/07/10, 14/06/08 ->			7.1213 T20	

S10 OIL PRESSURE WARNING LIGHT SWITCH	T10 REVERSING LIGHT SWITCH	T20 BRAKE LIGHT SWITCH
T22 SWITCH CLUTCH CONTROL (CRUISE CONTROL)	T23 SWITCH BRAKE ACTUATION (ENGINE TIMING)	T25 SWITCH CLUTCH CONTROL (ENGINE CONTROL)

FUNCTIONS ON THE VEHICLE

Vehicle	alim.	kW	Date	Engine	 S10	 T10	 T20 - T23	 T22 - T25
---------	-------	----	------	--------	---	---	--	---

ENGINE				
2.0 HDi 138	Diesel	100	10/06->	DW10BTED4, RHJ (DW10BTED4), RHR (DW10BTED4)

Engine	Information	S10	T10	T20 - T23	T22 - T25
Eng. RHJ (DW10BTED4), RHR (DW10BTED4)	-> 13/06/08, kit			7.1213K T20	
Eng. RHJ (DW10BTED4), RHR (DW10BTED4)	05/07/10 ->			7.1283 T20	

ENGINE				
2.0 HDi 150	Diesel	110	07/09->	DW10CTED4, RHE (DW10CTED4)

Engine	Information	S10	T10	T20 - T23	T22 - T25
Eng. DW10CTED4	COL:grey, spanner size 21, switch press. 0.5 bar, thread M16x1.5	7.0116			
Eng. RHE (DW10CTED4)		7.0130			
All engines	no specific info conc. application available, spanner size 22, thread M14x1.5		7.6217		
Eng. RHE (DW10CTED4)	no specific info conc. application available		7.6218		
All engines	-> 01/06/11, -> 04/07/10, -> org. 12655, 14/06/08 ->			7.1213 T20	
Eng. RHE (DW10CTED4)	-> 13/06/08, kit			7.1213K T20	
All engines	01/07/11 ->, 05/07/10 ->, org. 12656 ->			7.1283 T20	
All engines	COL:grey				7.1210 T22

ENGINE				
2.0 HDi 165	Diesel	120	09/10->	DW10CTED4, RHH (DW10CTED4)

Engine	Information	S10	T10	T20 - T23	T22 - T25
Eng. DW10CTED4	COL:grey, spanner size 21, switch press. 0.5 bar, thread M16x1.5	7.0116			
Eng. RHH (DW10CTED4)		7.0130			7.1210 T22
Eng. RHH (DW10CTED4)	no specific info conc. application available		7.6217, 7.6218		
All engines	-> 01/06/11, -> 04/07/10, -> org. 12655, 14/06/08 ->			7.1213 T20	
Eng. RHH (DW10CTED4)	-> 13/06/08, kit			7.1213K T20	
All engines	01/07/11 ->, 05/07/10 ->, org. 12656 ->			7.1283 T20	

ENGINE				
2.0 i 16V	Petrol	103	10/06->	EW10A, RFJ (EW10A)

Engine	Information	S10	T10	T20 - T23	T22 - T25
Eng. EW10A	COL:black, COL:grey, spanner size 21, switch press. 0.5 bar, thread M16x1.5	7.0116			
Eng. RFJ (EW10A)		7.0130	7.6218		7.1210 T22
All engines	-> 04/07/10, 14/06/08 ->			7.1213 T20	
Eng. RFJ (EW10A)	-> 13/06/08, kit			7.1213K T20	
Eng. RFJ (EW10A)	05/07/10 ->			7.1283 T20	

ENGINE				
2.0 i 16V	Petrol	105	01/10->	RFJ (EW10A)

Engine	Information	S10	T10	T20 - T23	T22 - T25
All engines		7.0130	7.6218		7.1210 T22
All engines	-> 04/07/10, 14/06/08 ->			7.1213 T20	
All engines	-> 13/06/08, kit			7.1213K T20	
All engines	05/07/10 ->			7.1283 T20	

C4 GRAND PICASSO II

ENGINE				
1.2 THP 130	Petrol	96	04/14->	EB2DTS, HNY (EB2DTS)

Engine	Information	S10	T10	T20 - T23	T22 - T25
Eng. HNY (EB2DTS)	no specific info conc. application available		7.6217		
All engines	COL:grey, no specific info conc. application available		7.6218		
All engines	-> 01/04/18, -> org. 15147			7.1283 T20	
All engines	COL:grey				7.1210 T22

ENGINE				
1.6 BlueHDi 100	Diesel	73	01/15->	BHY (DV6FD), DV6FD

Engine	Information	S10	T10	T20 - T23	T22 - T25
Eng. BHY (DV6FD)	no specific info conc. application available		7.6217		
All engines	COL:grey, no specific info conc. application available		7.6218		
All engines	-> 01/04/18, -> org. 15147			7.1283 T20	
All engines	COL:grey				7.1210 T22

S10	OIL PRESSURE WARNING LIGHT SWITCH	T10	REVERSING LIGHT SWITCH	T20	BRAKE LIGHT SWITCH
T22	SWITCH CLUTCH CONTROL (CRUISE CONTROL)	T23	SWITCH BRAKE ACTUATION (ENGINE TIMING)	T25	SWITCH CLUTCH CONTROL (ENGINE CONTROL)

Vehicle	alim.	kW	Date	Engine	 S10	 T10	 T20 - T23	 T22 - T25
---------	-------	----	------	--------	---	---	--	---

ENGINE				
1.6 BlueHdi 120	Diesel	88	07/14->	BHZ (DV6FC), DV6FC

Engine	Information	S10	T10	T20 - T23	T22 - T25
All engines	no specific info conc. application available, spanner size 22, thread M14x1.5		7.6217		
Eng. BHZ (DV6FC)	no specific info conc. application available		7.6218		
All engines	-> 01/04/18, ->org. 15147			7.1283	T20
All engines	COL:grey				7.1210 T22

ENGINE				
1.6 Hdi / BlueHdi 115	Diesel	85	09/13->	9HC (DV6C), BHX (DV6FC), DV6C

Engine	Information	S10	T10	T20 - T23	T22 - T25
Eng. DV6C	COL:grey, spanner size 21, -start-stop function, switch press. 0.5 bar, thread M16x1.5	7.0116			
Eng. 9HC (DV6C)	-start-stop function	7.0130			
Eng. 9HC (DV6C), DV6C	+start-stop function	7.0203			
All engines	no specific info conc. application available, spanner size 22, t.tnr. MLoC, thread M14x1.5		7.6217		
All engines	COL:grey, no specific info conc. application available, t.tnr. B6		7.6218		
All engines	-> 01/04/18, ->org. 15147			7.1283	T20
All engines	COL:grey				7.1210 T22

ENGINE				
1.6 Hdi 90	Diesel	68	09/13->	9HP (DV6DTED), DV6DTED

Engine	Information	S10	T10	T20 - T23	T22 - T25
Eng. DV6DTED	COL:grey, spanner size 21, -start-stop function, switch press. 0.5 bar, thread M16x1.5	7.0116			
Eng. 9HP (DV6DTED)	-start-stop function	7.0130			
All engines	+start-stop function	7.0203			
Eng. 9HP (DV6DTED)	no specific info conc. application available		7.6217, 7.6218		
All engines	-> 01/04/18, ->org. 15147			7.1283	T20
Eng. 9HP (DV6DTED)					7.1210 T22

ENGINE				
1.6 THP 150	Petrol	110	09/14->	5FX (EP6DT), EP6FDTMD

Engine	Information	S10	T10	T20 - T23	T22 - T25
Eng. 5FX (EP6DT)	no specific info conc. application available		7.6217, 7.6218		
All engines	-> 01/04/18, ->org. 15147			7.1283	T20
Eng. 5FX (EP6DT)					7.1210 T22

ENGINE				
1.6 THP 155	Petrol	115	09/13->	5FV (EP6CDT), EP6CDT

Engine	Information	S10	T10	T20 - T23	T22 - T25
Eng. 5FV (EP6CDT)	no specific info conc. application available		7.6217		
All engines	COL:grey, no specific info conc. application available		7.6218		
All engines	-> 01/04/18, ->org. 15147			7.1283	T20
All engines	COL:grey				7.1210 T22

ENGINE				
1.6 THP 165	Petrol	121	07/14->	5GZ (EP6FDT), EP6FDT, EP6FDTM

Engine	Information	S10	T10	T20 - T23	T22 - T25
Eng. 5GZ (EP6FDT)	no specific info conc. application available		7.6217, 7.6218		
All engines	-> 01/04/18, ->org. 15147			7.1283	T20
Eng. 5GZ (EP6FDT)					7.1210 T22

ENGINE				
1.6 Vti 120	Petrol	88	09/13->	5FS (EP6C), EP6C

Engine	Information	S10	T10	T20 - T23	T22 - T25
Eng. 5FS (EP6C)	no specific info conc. application available		7.6217		
All engines	COL:grey, no specific info conc. application available		7.6218		
All engines	-> 01/04/18, ->org. 15147			7.1283	T20
All engines	COL:grey				7.1210 T22

ENGINE				
2.0 BlueHdi 135	Diesel	100	09/13->	DW10FD

Engine	Information	S10	T10	T20 - T23	T22 - T25
All engines	COL:grey		7.6218		7.1210 T22
All engines	-> 01/04/18, ->org. 15147			7.1283	T20

S10 OIL PRESSURE WARNING LIGHT SWITCH	T10 REVERSING LIGHT SWITCH	T20 BRAKE LIGHT SWITCH
T22 SWITCH CLUTCH CONTROL (CRUISE CONTROL)	T23 SWITCH BRAKE ACTUATION (ENGINE TIMING)	T25 SWITCH CLUTCH CONTROL (ENGINE CONTROL)

FUNCTIONS ON THE VEHICLE

Vehicle	alim.	kW	Date	Engine	 S10	 T10	 T20 - T23	 T22 - T25
---------	-------	----	------	--------	---	---	--	---

				ENGINE
2.0 BlueHDi 135 Hybrid	Diesel/ Electro	100	09/13->	AHS (DW10FD)

Engine	Information	S10	T10	T20 - T23	T22 - T25
All engines	no specific info conc. application available		7.6217, 7.6218		
All engines				7.1283 T20	7.1210 T22

				ENGINE
2.0 BlueHDi 150	Diesel	110	09/13->	AHX (DW10FD), DW10FD

Engine	Information	S10	T10	T20 - T23	T22 - T25
Eng. AHX (DW10FD)	no specific info conc. application available		7.6217		
All engines	COL:grey, no specific info conc. application available		7.6218		
All engines	-> 01/04/18, ->org. 15147			7.1283 T20	
All engines	COL:grey				7.1210 T22

C4 I

				ENGINE
1.4 16V	Petrol	65	11/04-07/11	ET3J4, KFU (ET3J4)

Engine	Information	S10	T10	T20 - T23	T22 - T25
Eng. ET3J4	COL:black, COL:grey, spanner size 21, switch press. 0.5 bar, thread M16x1.5	7.0116			
Eng. KFU (ET3J4)		7.0130			7.1210 T22
All engines	spanner size 22, thread M14x1.5		7.6217		
All engines	07/06/08 ->			7.1213 T20	
Eng. KFU (ET3J4)	-> 06/06/08, kit			7.1213K T20	

				ENGINE
1.6 16V	Petrol	80	11/04-07/11	NFU (TU5JP4), TU5JP4

Engine	Information	S10	T10	T20 - T23	T22 - T25
Eng. TU5JP4	COL:black, COL:grey, spanner size 21, switch press. 0.5 bar, thread M16x1.5	7.0116			
Eng. NFU (TU5JP4)		7.0130			7.1210 T22
All engines	spanner size 22, t.tnr. MA, thread M14x1.5		7.6217		
Eng. NFU (TU5JP4)	t.tnr. BE4R		7.6218		
All engines	07/06/08 ->			7.1213 T20	
Eng. NFU (TU5JP4)	-> 06/06/08, kit			7.1213K T20	

				ENGINE
1.6 16V Bio-Flex	Petrol	80	09/07->	N6A (TU5JP4)

Engine	Information	S10	T10	T20 - T23	T22 - T25
All engines		7.0130			7.1210 T22
All engines	t.tnr. MA		7.6217		
All engines	t.tnr. BE4R		7.6218		
All engines	07/06/08 ->			7.1213 T20	
All engines	-> 06/06/08, kit			7.1213K T20	
Eng. TU5JP4	COL:black, COL:grey, spanner size 21, switch press. 0.5 bar, thread M16x1.5	7.0116			
Eng. NFU (TU5JP4)		7.0130			7.1210 T22
All engines	spanner size 22, t.tnr. MA, thread M14x1.5		7.6217		
Eng. NFU (TU5JP4)	t.tnr. BE4R		7.6218		
All engines	07/06/08 ->			7.1213 T20	
Eng. NFU (TU5JP4)	-> 06/06/08, kit			7.1213K T20	

				ENGINE
1.6 16V Flex Fuel	Petrol	80	02/09->	N6A (TU5JP4)

Engine	Information	S10	T10	T20 - T23	T22 - T25
All engines		7.0130			7.1210 T22
All engines	t.tnr. MA		7.6217		
All engines	t.tnr. BE4R		7.6218		
All engines	07/06/08 ->			7.1213 T20	
All engines	-> 06/06/08, kit			7.1213K T20	

				ENGINE
1.6 Flex	Petrol/ Ethanol	81	02/09-07/11	--

Engine	Information	S10	T10	T20 - T23	T22 - T25
All engines		7.0130			7.1210 T22
All engines	t.tnr. MA		7.6217		
All engines	t.tnr. BE4R		7.6218		
All engines	07/06/08 ->			7.1213 T20	
All engines	-> 06/06/08, kit			7.1213K T20	

S10	OIL PRESSURE WARNING LIGHT SWITCH	T10	REVERSING LIGHT SWITCH	T20	BRAKE LIGHT SWITCH
T22	SWITCH CLUTCH CONTROL (CRUISE CONTROL)	T23	SWITCH BRAKE ACTUATION (ENGINE TIMING)	T25	SWITCH CLUTCH CONTROL (ENGINE CONTROL)

Vehicle	alim.	kW	Date	Engine	 S10	 T10	 T20 - T23	 T22 - T25
---------	-------	----	------	--------	---	---	--	---

ENGINE				
1.6 HDi	Diesel	66	11/04->	9HV (DV6TED4), 9HX (DV6ATED4), DV6ATED4, DV6TED4B

Engine	Information	S10	T10	T20 - T23	T22 - T25
Eng. DV6ATED4, DV6TED4B	COL:black, COL:grey, spanner size 21, switch press. 0.5 bar, thread M16x1.5	7.0116			
Eng. 9HV (DV6TED4), 9HX (DV6ATED4)		7.0130	7.6218		7.1210 T22
Eng. DV6ATED4, DV6TED4B	spanner size 22, thread M14x1.5		7.6217		
All engines	07/06/08 ->			7.1213 T20	
Eng. 9HV (DV6TED4), 9HX (DV6ATED4)	-> 06/06/08, kit			7.1213K T20	

ENGINE				
1.6 HDi	Diesel	80	11/04-07/11	9HY (DV6TED4), 9HZ (DV6TED4), DV6TED4

Engine	Information	S10	T10	T20 - T23	T22 - T25
Eng. DV6TED4	COL:black, COL:grey, spanner size 21, switch press. 0.5 bar, thread M16x1.5	7.0116			
Eng. 9HY (DV6TED4), 9HZ (DV6TED4)		7.0130	7.6218		
Eng. DV6TED4	spanner size 22, thread M14x1.5		7.6217		
All engines	07/06/08 ->			7.1213 T20	
All engines	-> 06/06/08, kit, with cable			7.1213K T20	
All engines	COL:grey				7.1210 T22

ENGINE				
1.6 HDi	Diesel	85	07/06->	9HY (DV6TED4)

Engine	Information	S10	T10	T20 - T23	T22 - T25
All engines		7.0130	7.6218		7.1210 T22
All engines	07/06/08 ->			7.1213 T20	
All engines	-> 06/06/08, kit			7.1213K T20	

ENGINE				
1.6 THP	Petrol	103	06/08-07/11	EP6DT

Engine	Information	S10	T10	T20 - T23	T22 - T25
All engines	COL:black, COL:grey, spanner size 21, switch press. 0.5 bar, thread M16x1.5	7.0116			
All engines	spanner size 22, thread M14x1.5		7.6217		
All engines				7.1213 T20	

ENGINE				
1.6 THP 140	Petrol	103	07/08-07/11	5FT (EP6DT), EP6DT

Engine	Information	S10	T10	T20 - T23	T22 - T25
Eng. EP6DT	COL:black, COL:grey, spanner size 21, switch press. 0.5 bar, thread M16x1.5	7.0116			
Eng. 5FT (EP6DT)		7.0130			7.1210 T22
Eng. EP6DT	spanner size 22, thread M14x1.5		7.6217		
All engines	07/06/08 ->			7.1213 T20	
Eng. 5FT (EP6DT)	-> 06/06/08, kit			7.1213K T20	

ENGINE				
1.6 THP 150	Petrol	110	07/08-07/11	5FX (EP6DT), EP6DT





Engine	Information	S10	T10	T20 - T23	T22 - T25
Eng. EP6DT	COL:black, COL:grey, spanner size 21, switch press. 0.5 bar, thread M16x1.5	7.0116			
Eng. 5FX (EP6DT)		7.0130	7.6218		7.1210 T22
Eng. EP6DT	spanner size 22, thread M14x1.5		7.6217		
All engines	07/06/08 ->			7.1213 T20	
Eng. 5FX (EP6DT)	-> 06/06/08, kit			7.1213K T20	

ENGINE				
1.6 VTi 120	Petrol	88	07/08-07/11	5FW (EP6), EP6

Engine	Information	S10	T10	T20 - T23	T22 - T25
Eng. EP6	COL:black, COL:grey, spanner size 21, switch press. 0.5 bar, thread M16x1.5	7.0116			
Eng. 5FW (EP6)		7.0130	7.6218		7.1210 T22
Eng. EP6	spanner size 22, thread M14x1.5		7.6217		
All engines	07/06/08 ->			7.1213 T20	
Eng. 5FW (EP6)	-> 06/06/08, kit			7.1213K T20	

S10 OIL PRESSURE WARNING LIGHT SWITCH	T10 REVERSING LIGHT SWITCH	T20 BRAKE LIGHT SWITCH
T22 SWITCH CLUTCH CONTROL (CRUISE CONTROL)	T23 SWITCH BRAKE ACTUATION (ENGINE TIMING)	T25 SWITCH CLUTCH CONTROL (ENGINE CONTROL)

FUNCTIONS ON THE VEHICLE

Vehicle	alim.	kW	Date	Engine	 S10	 T10	 T20 - T23	 T22 - T25
---------	-------	----	------	--------	---	---	--	---

ENGINE				
2.0 16V	Petrol	100	11/04-07/07	EW10J4, RFN (EW10J4)

Engine	Information	S10	T10	T20 - T23	T22 - T25
Eng. EW10J4	COL:black, COL:grey, spanner size 21, switch press. 0.5 bar, thread M16x1.5	7.0116			
Eng. RFN (EW10J4)		7.0130	7.6218		7.1210 T22
Eng. EW10J4	spanner size 22, thread M14x1.5		7.6217		
All engines	07/06/08 ->			7.1213 T20	
Eng. RFN (EW10J4)	-> 06/06/08, kit			7.1213K T20	

ENGINE				
2.0 16V	Petrol	103	11/04->	EW10A, RFJ (EW10A)

Engine	Information	S10	T10	T20 - T23	T22 - T25
Eng. EW10A	COL:black, COL:grey, spanner size 21, switch press. 0.5 bar, thread M16x1.5	7.0116			
Eng. RFJ (EW10A)		7.0130	7.6218		7.1210 T22
Eng. EW10A	spanner size 22, thread M14x1.5		7.6217		
All engines	07/06/08 ->			7.1213 T20	
Eng. RFJ (EW10A)	-> 06/06/08, kit			7.1213K T20	

ENGINE				
2.0 16V	Petrol	105	09/06-07/09	EW10A

Engine	Information	S10	T10	T20 - T23	T22 - T25
All engines	COL:grey, spanner size 21, switch press. 0.5 bar, thread M16x1.5	7.0116			
All engines	spanner size 22, t.nr. MA, thread M14x1.5		7.6217		
All engines	COL:grey, t.nr. BE4R		7.6218		
All engines	01/06/08 ->, org. 11534 ->			7.1213 T20	
All engines	-> 01/05/08, ->org. 11533, with cable			7.1213K T20	
All engines	COL:grey				7.1210 T22

ENGINE				
2.0 16V	Petrol	130	11/04-12/10	EW10J4S, RFK (EW10J4S)

Engine	Information	S10	T10	T20 - T23	T22 - T25
Eng. EW10J4S	COL:black, COL:grey, spanner size 21, switch press. 0.5 bar, thread M16x1.5	7.0116			
Eng. RFK (EW10J4S)		7.0130	7.6218		7.1210 T22
Eng. EW10J4S	spanner size 22, thread M14x1.5		7.6217		
All engines	07/06/08 ->			7.1213 T20	
Eng. RFK (EW10J4S)	-> 06/06/08, kit			7.1213K T20	

ENGINE				
2.0 HDi	Diesel	100	11/04-07/11	DW10BTE4, RHR (DW10BTE4)

Engine	Information	S10	T10	T20 - T23	T22 - T25
Eng. DW10BTE4	COL:black, COL:grey, spanner size 21, switch press. 0.5 bar, thread M16x1.5	7.0116			
Eng. RHR (DW10BTE4)		7.0130			7.1210 T22
All engines	spanner size 22, thread M14x1.5		7.6217		
All engines	07/06/08 ->			7.1213 T20	
Eng. RHR (DW10BTE4)	-> 06/06/08, kit			7.1213K T20	

ENGINE				
2.0 HDi	Diesel	103	07/08-07/11	DW10BTE4

Engine	Information	S10	T10	T20 - T23	T22 - T25
All engines	COL:black, COL:grey, spanner size 21, switch press. 0.5 bar, thread M16x1.5	7.0116			
All engines	spanner size 22, thread M14x1.5		7.6217		
All engines				7.1213 T20	
All engines	COL:grey				7.1210 T25

ENGINE				
2.0 HDi	Diesel	81	04/07-07/08	DW10ATED, RHZ (DW10ATED)

Engine	Information	S10	T10	T20 - T23	T22 - T25
Eng. DW10ATED	COL:black, COL:grey, spanner size 21, switch press. 0.5 bar, thread M16x1.5	7.0116			
Eng. RHZ (DW10ATED)		7.0130	7.6218		7.1210 T22
Eng. DW10ATED	spanner size 22, thread M14x1.5		7.6217		
All engines	07/06/08 ->			7.1213 T20	
Eng. RHZ (DW10ATED)	-> 06/06/08, kit			7.1213K T20	

S10	OIL PRESSURE WARNING LIGHT SWITCH	T10	REVERSING LIGHT SWITCH	T20	BRAKE LIGHT SWITCH
T22	SWITCH CLUTCH CONTROL (CRUISE CONTROL)	T23	SWITCH BRAKE ACTUATION (ENGINE TIMING)	T25	SWITCH CLUTCH CONTROL (ENGINE CONTROL)

FUNCTIONS ON THE VEHICLE

Vehicle	alim.	kW	Date	Engine	 S10	 T10	 T20 - T23	 T22 - T25
---------	-------	----	------	--------	---	---	--	---

				ENGINE
2.0 VTR	Petrol	103	10/06-12/07	EW10A

Engine	Information	S10	T10	T20 - T23	T22 - T25
All engines	COL:grey, spanner size 21, switch press. 0.5 bar, thread M16x1.5	7.0116			
All engines	spanner size 22, t.tnr. MA, thread M14x1.5		7.6217		
All engines	COL:grey, t.tnr. BE4R		7.6218		
All engines	with cable			7.1213K T20	
All engines	COL:grey				7.1210 T22

				ENGINE
1.2 THP 110	Petrol	81	02/15->	EB2DT, HNZ (EB2DT)

Engine	Information	S10	T10	T20 - T23	T22 - T25
Eng. HNZ (EB2DT)	no specific info conc. application available		7.6217		
All engines	COL:grey, no specific info conc. application available		7.6218		
All engines				7.1283 T20	
Eng. HNZ (EB2DT)					7.1210 T22

				ENGINE
1.2 THP 130	Petrol	96	04/14->	EB2DTS, HNY (EB2DTS)

Engine	Information	S10	T10	T20 - T23	T22 - T25
All engines	no specific info conc. application available, spanner size 22, t.tnr. ML6CL, thread M14x1.5		7.6217		
All engines	COL:grey, no specific info conc. application available, t.tnr. MC/STT		7.6218		
All engines				7.1283 T20	
All engines	COL:grey				7.1210 T22

				ENGINE
1.4 16V	Petrol	70	11/09->	EP3C

Engine	Information	S10	T10	T20 - T23	T22 - T25
All engines	no specific info conc. application available		7.6217, 7.6218		
All engines				7.1283 T20	7.1210 T22

				ENGINE
1.4 VTi 95	Petrol	70	11/09->	8FP (EP3), EP3C

Engine	Information	S10	T10	T20 - T23	T22 - T25
Eng. 8FP (EP3)	no specific info conc. application available		7.6217		
All engines	COL:grey, no specific info conc. application available		7.6218		
All engines				7.1283 T20	
All engines	COL:grey				7.1210 T22

				ENGINE
1.6 16V	Petrol	147	10/10->	EP6FDX

Engine	Information	S10	T10	T20 - T23	T22 - T25
All engines	no specific info conc. application available		7.6217, 7.6218		
All engines				7.1283 T20	7.1210 T22

				ENGINE
1.6 BlueHdi	Diesel	73	07/14->	DV6FD

Engine	Information	S10	T10	T20 - T23	T22 - T25
All engines	COL:grey		7.6218		7.1210 T22
All engines				7.1283 T20	

				ENGINE
1.6 BlueHdi	Diesel	88	02/15->	DV6FC

Engine	Information	S10	T10	T20 - T23	T22 - T25
All engines	spanner size 22, t.tnr. ML6C, thread M14x1.5		7.6217		
All engines	COL:grey, t.tnr. ST1/B6		7.6218		
All engines				7.1283 T20	
All engines	COL:grey				7.1210 T22

				ENGINE
1.6 BlueHdi 100	Diesel	73	07/14->	BHY (DV6FD), DV6FD

Engine	Information	S10	T10	T20 - T23	T22 - T25
Eng. BHY (DV6FD)	no specific info conc. application available		7.6217		
All engines	COL:grey, no specific info conc. application available		7.6218		
All engines				7.1283 T20	
Eng. BHY (DV6FD)					7.1210 T22

S10 OIL PRESSURE WARNING LIGHT SWITCH	T10 REVERSING LIGHT SWITCH	T20 BRAKE LIGHT SWITCH
T22 SWITCH CLUTCH CONTROL (CRUISE CONTROL)	T23 SWITCH BRAKE ACTUATION (ENGINE TIMING)	T25 SWITCH CLUTCH CONTROL (ENGINE CONTROL)

FUNCTIONS ON THE VEHICLE

Vehicle	alim.	kW	Date	Engine	 S10	 T10	 T20 - T23	 T22 - T25
---------	-------	----	------	--------	---	---	--	---

				ENGINE
1.6 BlueHDi 115	Diesel	85	08/14->	BHX (DV6FC), DV6C, DV6FC

Engine	Information	S10	T10	T20 - T23	T22 - T25
Eng. DV6C	COL:grey, spanner size 21, -start-stop function, switch press. 0.5 bar, thread M16x1.5	7.0116			
Eng. DV6C	+start-stop function	7.0203			
Eng. BHX (DV6FC)	no specific info conc. application available		7.6217		
All engines	COL:grey, no specific info conc. application available		7.6218		
All engines				7.1283 T20	
Eng. BHX (DV6FC)					7.1210 T22

				ENGINE
1.6 BlueHDi 120	Diesel	88	02/15->	BHZ (DV6FC), DV6C

Engine	Information	S10	T10	T20 - T23	T22 - T25
Eng. BHZ (DV6FC)	no specific info conc. application available		7.6217		
All engines	COL:grey, no specific info conc. application available		7.6218		
All engines				7.1283 T20	
Eng. BHZ (DV6FC)					7.1210 T22

				ENGINE
1.6 Flex	Petrol/ Ethanol	81	11/09->	NFX (TU5JP4)

Engine	Information	S10	T10	T20 - T23	T22 - T25
All engines		7.0130		7.1283 T20	7.1210 T22
All engines	no specific info conc. application available		7.6217, 7.6218		

				ENGINE
1.6 HDi	Diesel	68	06/10->	DV6DTE, DV6DTEDM

Engine	Information	S10	T10	T20 - T23	T22 - T25
All engines	COL:grey, spanner size 21, -start-stop function, switch press. 0.5 bar, thread M16x1.5	7.0116			
Eng. DV6DTE	+start-stop function	7.0199			
All engines	COL:grey		7.6218		7.1210 T22
All engines				7.1283 T20	

				ENGINE
1.6 HDi	Diesel	82	11/09->	DV6C

Engine	Information	S10	T10	T20 - T23	T22 - T25
All engines	COL:grey, spanner size 21, -start-stop function, switch press. 0.5 bar, thread M16x1.5	7.0116			
All engines	+start-stop function, -> 01/11/12, -> 18/11/12	7.0199			
All engines	+start-stop function, 01/12/12 ->	7.0203			
All engines	spanner size 22, t.tnr. ML6C, thread M14x1.5		7.6217		
All engines	COL:grey, t.tnr. STT/B6		7.6218		
All engines				7.1283 T20	
All engines	COL:grey				7.1210 T22

				ENGINE
1.6 HDi 110	Diesel	82	11/09->	9HR (DV6C), DV6C

Engine	Information	S10	T10	T20 - T23	T22 - T25
Eng. DV6C	COL:grey, spanner size 21, -start-stop function, switch press. 0.5 bar, thread M16x1.5	7.0116			
Eng. 9HR (DV6C)	-start-stop function	7.0130			
All engines	+start-stop function, -> 01/11/12, -> 18/11/12	7.0199			
All engines	+start-stop function, 01/12/12 ->, 18/11/12 ->	7.0203			
All engines	no specific info conc. application available, spanner size 22, t.tnr. ML6CL, thread M14x1.5		7.6217		
All engines	COL:grey, no specific info conc. application available, t.tnr. MC/STT		7.6218		
All engines				7.1283 T20	
All engines	COL:grey				7.1210 T22

				ENGINE
1.6 HDi 115	Diesel	84	07/12->	9HD (DV6C), 9HR (DV6C), DV6C

Engine	Information	S10	T10	T20 - T23	T22 - T25
Eng. DV6C	COL:grey, spanner size 21, -start-stop function, switch press. 0.5 bar, thread M16x1.5	7.0116			
Eng. 9HD (DV6C), 9HR (DV6C)	-start-stop function	7.0130			
All engines	+start-stop function, -> 01/11/12, -> 18/11/12	7.0199			
All engines	+start-stop function, 01/12/12 ->, 18/11/12 ->	7.0203			
All engines	no specific info conc. application available, spanner size 22, t.tnr. ML6CL, thread M14x1.5		7.6217		
All engines	COL:grey, no specific info conc. application available, t.tnr. MC/STT		7.6218		

S10	OIL PRESSURE WARNING LIGHT SWITCH	T10	REVERSING LIGHT SWITCH	T20	BRAKE LIGHT SWITCH
T22	SWITCH CLUTCH CONTROL (CRUISE CONTROL)	T23	SWITCH BRAKE ACTUATION (ENGINE TIMING)	T25	SWITCH CLUTCH CONTROL (ENGINE CONTROL)

Vehicle	alim.	kW	Date	Engine	 S10	 T10	 T20 - T23	 T22 - T25
---------	-------	----	------	--------	---	---	--	---

ENGINE				
1.6 HDi 115	Diesel	84	07/12->	9HD (DV6C), 9HR (DV6C), DV6C

Engine	Information	S10	T10	T20 - T23	T22 - T25
All engines				7.1283 T20	
All engines	COL:grey				7.1210 T22

ENGINE				
1.6 HDi 90	Diesel	68	11/09->	9HJ (DV6DTEDM), 9HP (DV6DTED), DV6DTED, DV6DTEDM

Engine	Information	S10	T10	T20 - T23	T22 - T25
Eng. DV6DTED, DV6DTEDM	COL:grey, spanner size 21, -start-stop function, switch press. 0.5 bar, thread M16x1.5	7.0116			
Eng. 9HJ (DV6DTEDM), 9HP (DV6DTED)	-start-stop function	7.0130			
Eng. 9HP (DV6DTED), DV6DTED	+start-stop function	7.0199			
Eng. 9HJ (DV6DTEDM), 9HP (DV6DTED)	no specific info conc. application available		7.6217		
All engines	COL:grey, no specific info conc. application available		7.6218		
All engines				7.1283 T20	
All engines	COL:grey				7.1210 T22

ENGINE				
1.6 HDi 92	Diesel	68	07/10->	9HJ (DV6DTEDM)

Engine	Information	S10	T10	T20 - T23	T22 - T25
All engines		7.0130		7.1283 T20	7.1210 T22
All engines	no specific info conc. application available		7.6217, 7.6218		

ENGINE				
1.6 THP 155	Petrol	115	11/09->	5FV (EP6CDT), EP6CDT

Engine	Information	S10	T10	T20 - T23	T22 - T25
All engines	no specific info conc. application available, spanner size 22, t.tnr. M16CL, thread M14x1.5		7.6217		
All engines	COL:grey, no specific info conc. application available, t.tnr. MC/STT		7.6218		
All engines				7.1283 T20	
All engines	COL:grey				7.1210 T22

ENGINE				
1.6 VTi 120	Petrol	88	11/09->	5FS (EP6C), EP6C

Engine	Information	S10	T10	T20 - T23	T22 - T25
Eng. 5FS (EP6C)	no specific info conc. application available		7.6217		
All engines	COL:grey, no specific info conc. application available		7.6218		
All engines				7.1283 T20	
All engines	COL:grey				7.1210 T22

ENGINE				
1.6 VTi 120 LPG	Petrol/ Petroleum Gas (LPG)	88	09/11->	5FS (EP6C), EP6C

Engine	Information	S10	T10	T20 - T23	T22 - T25
Eng. 5FS (EP6C)	no specific info conc. application available		7.6217		
All engines	COL:grey, no specific info conc. application available		7.6218		
All engines				7.1283 T20	
All engines	COL:grey				7.1210 T22

ENGINE				
2.0 Flex	Petrol/ Ethanol	103	11/09->	RFJ (EW10A)

Engine	Information	S10	T10	T20 - T23	T22 - T25
All engines		7.0130		7.1283 T20	7.1210 T22
All engines	no specific info conc. application available		7.6217, 7.6218		

ENGINE				
2.0 HDi	Diesel	100	10/10->	DW10CB FAP DTR

Engine	Information	S10	T10	T20 - T23	T22 - T25
All engines		7.0130		7.1283 T20	7.1210 T22
All engines	no specific info conc. application available		7.6217, 7.6218		

S10	OIL PRESSURE WARNING LIGHT SWITCH	T10	REVERSING LIGHT SWITCH	T20	BRAKE LIGHT SWITCH
T22	SWITCH CLUTCH CONTROL (CRUISE CONTROL)	T23	SWITCH BRAKE ACTUATION (ENGINE TIMING)	T25	SWITCH CLUTCH CONTROL (ENGINE CONTROL)

FUNCTIONS ON THE VEHICLE

Vehicle	alim.	kW	Date	Engine	 S10	 T10	 T20 - T23	 T22 - T25
---------	-------	----	------	--------	---	---	--	---

				ENGINE
2.0 HDi	Diesel	110	10/10->	DW10C FAP DTR

Engine	Information	S10	T10	T20 - T23	T22 - T25
All engines		7.0130		7.1283 T20	7.1210 T22
All engines	no specific info conc. application available		7.6217, 7.6218		

				ENGINE
2.0 HDi / BlueHDi 150	Diesel	110	11/09->	DW10CTED4, DW10FD, RHE (DW10CTED4)

Engine	Information	S10	T10	T20 - T23	T22 - T25
Eng. DW10CTED4	COL:grey, spanner size 21, switch press. 0.5 bar, thread M16x1.5	7.0116			
Eng. RHE (DW10CTED4)		7.0130			
All engines	no specific info conc. application available, spanner size 22, t.tnr. ML6CL, thread M14x1.5		7.6217		
All engines	COL:grey, no specific info conc. application available, t.tnr. MC/STT		7.6218		
All engines				7.1283 T20	
All engines	COL:grey				7.1210 T22

				ENGINE
2.0 HDi / BlueHDi 160	Diesel	120	10/10->	DW10CTED4

Engine	Information	S10	T10	T20 - T23	T22 - T25
All engines	COL:grey, spanner size 21, switch press. 0.5 bar, thread M16x1.5	7.0116			
All engines				7.1283 T20	

C4 PICASSO I

				ENGINE
1.6 16V	Petrol	110	07/08-08/13	5FX (EP6DT), EP6DT

Engine	Information	S10	T10	T20 - T23	T22 - T25
Eng. EP6DT	COL:grey, spanner size 21, switch press. 0.5 bar, thread M16x1.5	7.0116			
Eng. 5FX (EP6DT)		7.0130			
All engines	COL:grey		7.6218		7.1210 T22
All engines	-> 01/06/11, -> 01/10/08, -> 04/07/10, -> org. 11682, -> org. 12655, 01/11/08 ->, 14/06/08 ->, org. 11683 ->			7.1213 T20	
Eng. 5FX (EP6DT)	-> 13/06/08, kit			7.1213K T20	
All engines	01/07/11 ->, 05/07/10 ->, org. 12656 ->			7.1283 T20	

				ENGINE
1.6 HDi	Diesel	80	02/07-08/13	9HY (DV6TED4), 9HZ (DV6TED4), DV6TED4

Engine	Information	S10	T10	T20 - T23	T22 - T25
Eng. DV6TED4	COL:black, COL:grey, spanner size 21, switch press. 0.5 bar, thread M16x1.5	7.0116			
Eng. 9HY (DV6TED4), 9HZ (DV6TED4)		7.0130			7.1210 T22
Eng. DV6TED4	spanner size 22, t.tnr. ML6 CL, thread M14x1.5		7.6217		
All engines	COL:grey, t.tnr. BE4R		7.6218		
All engines	-> 04/07/10, 14/06/08 ->			7.1213 T20	
Eng. 9HY (DV6TED4), 9HZ (DV6TED4)	-> 13/06/08, kit			7.1213K T20	
Eng. 9HY (DV6TED4), 9HZ (DV6TED4)	05/07/10 ->			7.1283 T20	

				ENGINE
1.6 HDi 110	Diesel	82	09/10->	9HL (DV6C), 9HR (DV6C), DV6C

Engine	Information	S10	T10	T20 - T23	T22 - T25
Eng. DV6C	COL:grey, spanner size 21, switch press. 0.5 bar, thread M16x1.5	7.0116			
Eng. 9HL (DV6C), 9HR (DV6C)	-start-stop function	7.0130			
All engines	+start-stop function	7.0199			
Eng. DV6C	spanner size 22, t.tnr. ML6 CL, thread M14x1.5		7.6217		
All engines	COL:grey, t.tnr. BE4R		7.6218		
All engines	-> 04/07/10, LHD			7.1213 T20	
Eng. 9HL (DV6C), 9HR (DV6C)	05/07/10 ->, LHD, RHD			7.1283 T20	
All engines	COL:grey				7.1210 T22

				ENGINE
1.6 THP 140	Petrol	103	07/08-08/13	5FT (EP6DT), EP6DT

Engine	Information	S10	T10	T20 - T23	T22 - T25
Eng. EP6DT	COL:grey, spanner size 21, switch press. 0.5 bar, thread M16x1.5	7.0116			
Eng. 5FT (EP6DT)		7.0130	7.6218		

S10	OIL PRESSURE WARNING LIGHT SWITCH	T10	REVERSING LIGHT SWITCH	T20	BRAKE LIGHT SWITCH
T22	SWITCH CLUTCH CONTROL (CRUISE CONTROL)	T23	SWITCH BRAKE ACTUATION (ENGINE TIMING)	T25	SWITCH CLUTCH CONTROL (ENGINE CONTROL)

Vehicle	alim.	kW	Date	Engine	 S10	 T10	 T20 - T23	 T22 - T25
---------	-------	----	------	--------	---	---	--	---

ENGINE				
1.6 THP 140	Petrol	103	07/08-08/13	5FT (EP6DT), EP6DT

Engine	Information	S10	T10	T20 - T23	T22 - T25
All engines	-> 04/07/10, -> org. 11682, 14/06/08 ->, org. 11683 ->			7.1213 T20	
Eng. 5FT (EP6DT)	-> 13/06/08, kit			7.1213K T20	
Eng. 5FT (EP6DT)	05/07/10 ->			7.1283 T20	

ENGINE				
1.6 THP 155	Petrol	115	09/10-08/13	5FV (EP6CDT), EP6CDT

Engine	Information	S10	T10	T20 - T23	T22 - T25
All engines	COL:grey		7.6218		
All engines	-> 04/07/10, 14/06/08 ->, RHD			7.1213 T20	
All engines	-> 13/06/08, kit, LHD, with cable			7.1213K T20	
Eng. 5FV (EP6CDT)	05/07/10 ->			7.1283 T20	
Eng. 5FV (EP6CDT)					7.1210 T22

ENGINE				
1.6 VTi 120	Petrol	88	07/08-08/13	5FW (EP6), EP6, EP6C

Engine	Information	S10	T10	T20 - T23	T22 - T25
Eng. EP6	COL:black, COL:grey, spanner size 21, switch press. 0.5 bar, thread M16x1.5	7.0116			
Eng. 5FW (EP6)		7.0130			7.1210 T22
All engines	no specific info conc. application available, spanner size 22, t.tnr. M16 CL, thread M14x1.5		7.6217		
All engines	COL:grey, no specific info conc. application available, t.tnr. BE4R		7.6218		
All engines	-> 04/07/10, 14/06/08 ->			7.1213 T20	
Eng. 5FW (EP6)	-> 13/06/08, kit			7.1213K T20	
Eng. 5FW (EP6)	05/07/10 ->			7.1283 T20	

ENGINE				
1.8 Bifuel	Petrol/ Ethanol	92	01/09-10/12	6FY (EW7A), EW7A

Engine	Information	S10	T10	T20 - T23	T22 - T25
Eng. EW7A	COL:black, COL:grey, spanner size 21, switch press. 0.5 bar, thread M16x1.5	7.0116			
Eng. 6FY (EW7A)		7.0130			7.1210 T22
Eng. EW7A	spanner size 22, t.tnr. M16 CL, thread M14x1.5		7.6217		
All engines	COL:grey, t.tnr. BE4R		7.6218		
All engines	-> 04/07/10, 14/06/08 ->			7.1213 T20	
Eng. 6FY (EW7A)	-> 13/06/08, kit			7.1213K T20	
Eng. 6FY (EW7A)	05/07/10 ->			7.1283 T20	

ENGINE				
1.8 i 16V	Petrol	92	02/07-12/11	6FY (EW7A), EW7A

Engine	Information	S10	T10	T20 - T23	T22 - T25
Eng. EW7A	COL:black, COL:grey, spanner size 21, switch press. 0.5 bar, thread M16x1.5	7.0116			
Eng. 6FY (EW7A)		7.0130			7.1210 T22
Eng. EW7A	spanner size 22, t.tnr. M16 CL, thread M14x1.5		7.6217		
All engines	COL:grey, t.tnr. BE4R		7.6218		
All engines	-> 04/07/10, 14/06/08 ->			7.1213 T20	
Eng. 6FY (EW7A)	-> 13/06/08, kit			7.1213K T20	
Eng. 6FY (EW7A)	05/07/10 ->			7.1283 T20	

ENGINE				
2.0 HdI 138	Diesel	100	10/06-08/13	DW10BTED4, RHJ (DW10BTED4), RHR (DW10BTED4)

Engine	Information	S10	T10	T20 - T23	T22 - T25
Eng. DW10BTED4	COL:black, COL:grey, spanner size 21, switch press. 0.5 bar, thread M16x1.5	7.0116			
Eng. RHJ (DW10BTED4), RHR (DW10BTED4)		7.0130			7.1210 T22
All engines	no specific info conc. application available, spanner size 22, t.tnr. M16 CL, thread M14x1.5		7.6217		
All engines	COL:grey, no specific info conc. application available, t.tnr. BE4R		7.6218		
All engines	-> 04/07/10, 14/06/08 ->			7.1213 T20	
Eng. RHJ (DW10BTED4), RHR (DW10BTED4)	-> 13/06/08, kit			7.1213K T20	
Eng. RHJ (DW10BTED4), RHR (DW10BTED4)	05/07/10 ->			7.1283 T20	

S10 OIL PRESSURE WARNING LIGHT SWITCH	T10 REVERSING LIGHT SWITCH	T20 BRAKE LIGHT SWITCH
T22 SWITCH CLUTCH CONTROL (CRUISE CONTROL)	T23 SWITCH BRAKE ACTUATION (ENGINE TIMING)	T25 SWITCH CLUTCH CONTROL (ENGINE CONTROL)

FUNCTIONS ON THE VEHICLE

Vehicle	alim.	kW	Date	Engine	 S10	 T10	 T20 - T23	 T22 - T25
---------	-------	----	------	--------	---	---	--	---

ENGINE				
2.0 HDi 150	Diesel	110	07/09-08/13	DW10CTED4, RHE (DW10CTED4)

Engine	Information	S10	T10	T20 - T23	T22 - T25
Eng. DW10CTED4	COL:grey, spanner size 21, switch press. 0.5 bar, thread M16x1.5	7.0116			
Eng. RHE (DW10CTED4)		7.0130			
All engines	no specific info conc. application available, spanner size 22, thread M14x1.5		7.6217		
Eng. RHE (DW10CTED4)	no specific info conc. application available		7.6218		
All engines	-> 01/06/11, -> 04/07/10, ->org. 12655, 14/06/08 ->			7.1213 T20	
Eng. RHE (DW10CTED4)	-> 13/06/08, kit			7.1213K T20	
All engines	01/07/11 ->, 05/07/10 ->, org. 12656 ->			7.1283 T20	
All engines	COL:grey				7.1210 T22

ENGINE				
2.0 HDi 165	Diesel	120	09/10->	DW10CTED4, DW10CTED4/FAP, RHH (DW10CTED4)

Engine	Information	S10	T10	T20 - T23	T22 - T25
Eng. DW10CTED4	COL:grey, spanner size 21, switch press. 0.5 bar, thread M16x1.5	7.0116			
Eng. DW10CTED4/FAP, RHH (DW10CTED4)		7.0130			7.1210 T22
Eng. DW10CTED4/FAP, RHH (DW10CTED4)	no specific info conc. application available		7.6217, 7.6218		
All engines	-> 01/06/11, -> 04/07/10, ->org. 12655, 14/06/08 ->			7.1213 T20	
Eng. DW10CTED4/FAP, RHH (DW10CTED4)	-> 13/06/08, kit			7.1213K T20	
All engines	01/07/11 ->, 05/07/10 ->, org. 12656 ->			7.1283 T20	

ENGINE				
2.0 i 16V	Petrol	103	09/07-08/13	EW10A, RFJ (EW10A)

Engine	Information	S10	T10	T20 - T23	T22 - T25
Eng. EW10A	COL:black, COL:grey, spanner size 21, switch press. 0.5 bar, thread M16x1.5	7.0116			
Eng. RFJ (EW10A)		7.0130	7.6218		7.1210 T22
All engines	-> 04/07/10, 14/06/08 ->			7.1213 T20	
Eng. RFJ (EW10A)	-> 13/06/08, kit			7.1213K T20	
Eng. RFJ (EW10A)	05/07/10 ->			7.1283 T20	

C4 PICASSO II

ENGINE				
1.2 THP 130	Petrol	96	04/14->	EB2DTS, HNY (EB2DTS)

Engine	Information	S10	T10	T20 - T23	T22 - T25
Eng. HNY (EB2DTS)	no specific info conc. application available		7.6217		
All engines	COL:grey, no specific info conc. application available		7.6218		
All engines	-> 01/04/18, ->org. 15147			7.1283 T20	
All engines	COL:grey				7.1210 T22

ENGINE				
1.6 BlueHDi 100	Diesel	73	12/14->	BHY (DV6FD), DV6FD

Engine	Information	S10	T10	T20 - T23	T22 - T25
Eng. BHY (DV6FD)	no specific info conc. application available		7.6217		
All engines	COL:grey, no specific info conc. application available		7.6218		
All engines	-> 01/04/18, ->org. 15147			7.1283 T20	
All engines	COL:grey				7.1210 T22

ENGINE				
1.6 BlueHDi 120	Diesel	88	07/14->	BHZ (DV6FC), DV6FC

Engine	Information	S10	T10	T20 - T23	T22 - T25
All engines	no specific info conc. application available, spanner size 22, thread M14x1.5		7.6217		
Eng. BHZ (DV6FC)	no specific info conc. application available		7.6218		
All engines	-> 01/04/18, ->org. 15147			7.1283 T20	
All engines	COL:grey				7.1210 T22

ENGINE				
1.6 HDi / BlueHDi 115	Diesel	85	02/13->	BHX (DV6FC), DV6C, DV6FC

Engine	Information	S10	T10	T20 - T23	T22 - T25
Eng. DV6C	COL:grey, spanner size 21, -start-stop function, switch press. 0.5 bar, thread M16x1.5	7.0116			
Eng. DV6C	+start-stop function	7.0203			
All engines	no specific info conc. application available, spanner size 22, t.tnr. ML6C, thread M14x1.5		7.6217		
Eng. BHX (DV6FC), DV6C	COL:grey, no specific info conc. application available, t.tnr. B6		7.6218		

S10 OIL PRESSURE WARNING LIGHT SWITCH	T10 REVERSING LIGHT SWITCH	T20 BRAKE LIGHT SWITCH
T22 SWITCH CLUTCH CONTROL (CRUISE CONTROL)	T23 SWITCH BRAKE ACTUATION (ENGINE TIMING)	T25 SWITCH CLUTCH CONTROL (ENGINE CONTROL)

Vehicle	alim.	kW	Date	Engine	 S10	 T10	 T20 - T23	 T22 - T25
---------	-------	----	------	--------	---	---	--	---

ENGINE				
1.6 HDi / BlueHDi 115	Diesel	85	02/13->	BHX (DV6FC), DV6C, DV6FC

Engine	Information	S10	T10	T20 - T23	T22 - T25
All engines	-> 01/04/18, ->org. 15147			7.1283 T20	
All engines	COL:grey				7.1210 T22

ENGINE				
1.6 HDi 90	Diesel	68	02/13->	9HP (DV6DTE), DV6DTE

Engine	Information	S10	T10	T20 - T23	T22 - T25
Eng. DV6DTE	COL:grey, spanner size 21, -start-stop function, switch press. 0.5 bar, thread M16x1.5	7.0116			
Eng. 9HP (DV6DTE)	-start-stop function	7.0130			
All engines	+start-stop function	7.0203			
Eng. 9HP (DV6DTE)	no specific info conc. application available		7.6217		
All engines	COL:grey, no specific info conc. application available		7.6218		
All engines	-> 01/04/18, ->org. 15147			7.1283 T20	
All engines	COL:grey				7.1210 T22

ENGINE				
1.6 THP 150	Petrol	110	09/14->	5FX (EP6DT), EP6FTMD

Engine	Information	S10	T10	T20 - T23	T22 - T25
Eng. 5FX (EP6DT)	no specific info conc. application available		7.6217, 7.6218		
All engines	-> 01/04/18, ->org. 15147			7.1283 T20	
Eng. 5FX (EP6DT)					7.1210 T22

ENGINE				
1.6 THP 155	Petrol	115	02/13->	5FV (EP6CDT), EP6CDT

Engine	Information	S10	T10	T20 - T23	T22 - T25
Eng. 5FV (EP6CDT)	no specific info conc. application available		7.6217		
All engines	COL:grey, no specific info conc. application available		7.6218		
All engines	-> 01/04/18, ->org. 15147			7.1283 T20	
All engines	COL:grey				7.1210 T22

ENGINE				
1.6 THP 165	Petrol	121	07/14->	5GZ (EP6FDT), EP6FDT, EP6FTM

Engine	Information	S10	T10	T20 - T23	T22 - T25
Eng. 5GZ (EP6FDT)	no specific info conc. application available		7.6217, 7.6218		
All engines	-> 01/04/18, ->org. 15147			7.1283 T20	
Eng. 5GZ (EP6FDT)					7.1210 T22

ENGINE				
1.6 VTi 120	Petrol	88	02/13->	5FS (EP6C), EP6C

Engine	Information	S10	T10	T20 - T23	T22 - T25
Eng. 5FS (EP6C)	no specific info conc. application available		7.6217		
All engines	COL:grey, no specific info conc. application available		7.6218		
All engines	-> 01/04/18, ->org. 15147			7.1283 T20	
All engines	COL:grey				7.1210 T22

ENGINE				
2.0 BlueHDi 135	Diesel	100	09/13->	DW10FD

Engine	Information	S10	T10	T20 - T23	T22 - T25
All engines	COL:grey		7.6218		7.1210 T22
All engines	-> 01/04/18, ->org. 15147			7.1283 T20	

ENGINE				
2.0 BlueHDi 135 Hybrid	Diesel/ Electro	100	09/13->	AHS (DW10FD)





Engine	Information	S10	T10	T20 - T23	T22 - T25
All engines	no specific info conc. application available		7.6217, 7.6218		
All engines				7.1283 T20	7.1210 T22

ENGINE				
2.0 BlueHDi 150	Diesel	110	09/13->	DW10FD

Engine	Information	S10	T10	T20 - T23	T22 - T25
All engines	COL:grey		7.6218		7.1210 T22
All engines	-> 01/04/18, ->org. 15147			7.1283 T20	

S10 OIL PRESSURE WARNING LIGHT SWITCH	T10 REVERSING LIGHT SWITCH	T20 BRAKE LIGHT SWITCH
T22 SWITCH CLUTCH CONTROL (CRUISE CONTROL)	T23 SWITCH BRAKE ACTUATION (ENGINE TIMING)	T25 SWITCH CLUTCH CONTROL (ENGINE CONTROL)

FUNCTIONS ON THE VEHICLE

Vehicle	alim.	kW	Date	Engine	 S10	 T10	 T20 - T23	 T22 - T25
---------	-------	----	------	--------	---	---	--	---

C4 SPACETOURER

				ENGINE
1.2 PureTech 110	Petrol	81	04/18->	EB2DTS

Engine	Information	S10	T10	T20 - T23	T22 - T25
All engines	COL:grey		7.6218		7.1210 T22
All engines	-> 01/04/18, ->org. 15147			7.1283 T20	

				ENGINE
1.2 PureTech 130	Petrol	96	04/18->	EB2DTS

Engine	Information	S10	T10	T20 - T23	T22 - T25
All engines	COL:grey		7.6218		7.1210 T22
All engines	-> 01/04/18, ->org. 15147			7.1283 T20	

				ENGINE
1.5 BlueHDi 130	Diesel	96	05/18->	DV5RC

Engine	Information	S10	T10	T20 - T23	T22 - T25
All engines	spanner size 22, thread M14x1.5		7.6217		
All engines	COL:grey				7.1210 T22

				ENGINE
1.6 BlueHDi 100	Diesel	73	04/18->	DV6FD

Engine	Information	S10	T10	T20 - T23	T22 - T25
All engines	COL:grey		7.6218		7.1210 T22
All engines	-> 01/04/18, ->org. 15147			7.1283 T20	

				ENGINE
1.6 BlueHDi 120	Diesel	88	04/18->	DV6FC

Engine	Information	S10	T10	T20 - T23	T22 - T25
All engines	spanner size 22, thread M14x1.5		7.6217		
All engines	-> 01/04/18, ->org. 15147			7.1283 T20	
All engines	COL:grey				7.1210 T22

				ENGINE
1.6 THP 165	Petrol	121	04/18->	EP6FDT

Engine	Information	S10	T10	T20 - T23	T22 - T25
All engines	-> 01/04/18, ->org. 15147			7.1283 T20	

				ENGINE
2.0 BlueHDi 150	Diesel	110	04/18->	DW10FD

Engine	Information	S10	T10	T20 - T23	T22 - T25
All engines	COL:grey		7.6218		7.1210 T22
All engines	-> 01/04/18, ->org. 15147			7.1283 T20	

C5 I

				ENGINE
1.6 HDi	Diesel	80	09/04->	9HY (DV6TED4), 9HZ (DV6TED4), DV6TED4

Engine	Information	S10	T10	T20 - T23	T22 - T25
Eng. DV6TED4	COL:black, COL:grey, spanner size 21, switch press. 0.5 bar, thread M16x1.5	7.0116			
Eng. 9HY (DV6TED4), 9HZ (DV6TED4)		7.0130			7.1210 T22
All engines	COL:grey		7.6218		
All engines				7.1213 T20	

				ENGINE
1.8	Petrol	85	09/04-08/05	EW7J4

Engine	Information	S10	T10	T20 - T23	T22 - T25
All engines	COL:black, COL:grey, spanner size 21, switch press. 0.5 bar, thread M16x1.5	7.0116			
All engines	COL:grey		7.6218		
All engines				7.1213 T20	

				ENGINE
1.8 16V	Petrol	85	03/01->	6FZ (EW7J4), EW7J4

Engine	Information	S10	T10	T20 - T23	T22 - T25
Eng. EW7J4	COL:black, COL:grey, spanner size 21, switch press. 0.5 bar, thread M16x1.5	7.0116			
Eng. 6FZ (EW7J4)		7.0130			7.1210 T22
All engines	COL:grey		7.6218		
All engines	-> 01/11/02, pole nr. 2			7.1091 T20	
Eng. 6FZ (EW7J4)	-> 02/03/03, -> 03/11/02, LHD, RHD, with control switch			7.1184 T20	
All engines	01/12/02 ->, pole nr. 4			7.1197 T20	

S10	OIL PRESSURE WARNING LIGHT SWITCH	T10	REVERSING LIGHT SWITCH	T20	BRAKE LIGHT SWITCH
T22	SWITCH CLUTCH CONTROL (CRUISE CONTROL)	T23	SWITCH BRAKE ACTUATION (ENGINE TIMING)	T25	SWITCH CLUTCH CONTROL (ENGINE CONTROL)

Vehicle	alim.	kW	Date	Engine	 S10	 T10	 T20 - T23	 T22 - T25
---------	-------	----	------	--------	---	---	--	---

ENGINE				
1.8 16V	Petrol	85	03/01->	6FZ (EW7J4), EW7J4

Engine	Information	S10	T10	T20 - T23	T22 - T25
All engines				7.1213 T20	
Eng. 6FZ (EW7J4)	L= 230 mm				7.1214 T22
Eng. 6FZ (EW7J4)	L= 135 mm				7.1219 T22

ENGINE				
1.8 16V	Petrol	92	09/05->	6FY (EW7A), EW7A

Engine	Information	S10	T10	T20 - T23	T22 - T25
Eng. EW7A	COL:black, COL:grey, spanner size 21, switch press. 0.5 bar, thread M16x1.5	7.0116			
Eng. 6FY (EW7A)		7.0130			7.1210 T22
All engines	COL:grey		7.6218		
All engines				7.1213 T20	

ENGINE				
2.0	Petrol	103	11/04-01/08	EW10A

Engine	Information	S10	T10	T20 - T23	T22 - T25
All engines	COL:black, COL:grey, spanner size 21, switch press. 0.5 bar, thread M16x1.5	7.0116			
All engines	COL:grey		7.6218		
All engines				7.1213 T20	

ENGINE				
2.0 16V	Petrol	100	03/01-08/04	EW10J4, RFN (EW10J4)

Engine	Information	S10	T10	T20 - T23	T22 - T25
Eng. EW10J4	COL:grey, spanner size 21, switch press. 0.5 bar, thread M16x1.5	7.0116			
Eng. RFN (EW10J4)		7.0130			
All engines	COL:grey		7.6218		
All engines	-> 01/11/02, pole nr. 2			7.1091 T20	
Eng. RFN (EW10J4)	-> 02/03/03, -> 03/11/02, LHD, RHD, with control switch			7.1184 T20	
All engines	01/12/02 ->, pole nr. 4			7.1197 T20	
Eng. RFN (EW10J4)	L= 230 mm				7.1214 T22
Eng. RFN (EW10J4)	L= 135 mm				7.1219 T22

ENGINE				
2.0 16V	Petrol	103	09/04->	EW10A, RFJ (EW10A)

Engine	Information	S10	T10	T20 - T23	T22 - T25
Eng. EW10A	COL:black, COL:grey, spanner size 21, switch press. 0.5 bar, thread M16x1.5	7.0116			
Eng. RFJ (EW10A)		7.0130			7.1210 T22
All engines	COL:grey		7.6218		
All engines				7.1213 T20	

ENGINE				
2.0 16V HPI	Petrol	103	03/01-08/04	EW10D, RLZ (EW10D)

Engine	Information	S10	T10	T20 - T23	T22 - T25
Eng. EW10D	COL:grey, spanner size 21, switch press. 0.5 bar, thread M16x1.5	7.0116			
Eng. RLZ (EW10D)		7.0130			
All engines	COL:grey		7.6218		
All engines	pole nr. 2			7.1091 T20	
Eng. RLZ (EW10D)	-> 02/03/03, -> 03/11/02, LHD, RHD, with control switch			7.1184 T20	
Eng. RLZ (EW10D)	pole nr. 4			7.1197 T20	

ENGINE				
2.0 HdI	Diesel	100	09/04->	DW10BTD4, RHR (DW10BTD4)

Engine	Information	S10	T10	T20 - T23	T22 - T25
Eng. DW10BTD4	COL:black, COL:grey, spanner size 21, switch press. 0.5 bar, thread M16x1.5	7.0116			
Eng. RHR (DW10BTD4)		7.0130			7.1210 T22
All engines	spanner size 22, thread M14x1.5		7.6217		
All engines				7.1213 T20	

ENGINE				
2.0 HdI	Diesel	66	03/01-08/04	DW10, DW10TD, RHY (DW10TD)

Engine	Information	S10	T10	T20 - T23	T22 - T25
Eng. DW10, DW10TD	COL:grey, spanner size 21, switch press. 0.5 bar, thread M16x1.5	7.0116			
Eng. RHY (DW10TD)		7.0130			

S10 OIL PRESSURE WARNING LIGHT SWITCH	T10 REVERSING LIGHT SWITCH	T20 BRAKE LIGHT SWITCH
T22 SWITCH CLUTCH CONTROL (CRUISE CONTROL)	T23 SWITCH BRAKE ACTUATION (ENGINE TIMING)	T25 SWITCH CLUTCH CONTROL (ENGINE CONTROL)

FUNCTIONS ON THE VEHICLE

Vehicle	alim.	kW	Date	Engine	 S10	 T10	 T20 - T23	 T22 - T25
---------	-------	----	------	--------	---	---	--	---

ENGINE				
2.0 HDi	Diesel	66	03/01-08/04	DW10, DW10TD, RHY (DW10TD)

Engine	Information	S10	T10	T20 - T23	T22 - T25
All engines	COL:grey		7.6218		
All engines	-> 01/11/02, pole nr. 2			7.1091 T20	
Eng. RHY (DW10TD)	-> 02/03/03, -> 03/11/02, LHD, RHD, with control switch			7.1184 T20	
All engines	01/12/02 ->, pole nr. 4			7.1197 T20	
Eng. RHY (DW10TD)	L= 230 mm				7.1214 T22
Eng. RHY (DW10TD)	L= 135 mm				7.1219 T22

ENGINE				
2.0 HDi	Diesel	79	03/01-08/04	DW10ATED, RHS (DW10ATED), RHZ (DW10ATED)

Engine	Information	S10	T10	T20 - T23	T22 - T25
Eng. DW10ATED	COL:grey, spanner size 21, switch press. 0.5 bar, thread M16x1.5	7.0116			
Eng. RHS (DW10ATED), RHZ (DW10ATED)		7.0130	7.6217		
Eng. DW10ATED	COL:grey		7.6218		
All engines	-> 01/11/02, pole nr. 2			7.1091 T20	
Eng. RHS (DW10ATED), RHZ (DW10ATED)	-> 02/03/03, -> 03/11/02, LHD, RHD, with control switch			7.1184 T20	
All engines	01/12/02 ->, pole nr. 4			7.1197 T20	
Eng. RHS (DW10ATED), RHZ (DW10ATED)	L= 230 mm				7.1214 T22
Eng. RHS (DW10ATED), RHZ (DW10ATED)	L= 135 mm				7.1219 T22

ENGINE				
2.0 HDi	Diesel	80	03/01-08/04	DW10ATED, RHZ (DW10ATED)

Engine	Information	S10	T10	T20 - T23	T22 - T25
Eng. DW10ATED	COL:grey, spanner size 21, switch press. 0.5 bar, thread M16x1.5	7.0116			
Eng. RHZ (DW10ATED)		7.0130	7.6217		
Eng. DW10ATED	COL:grey		7.6218		
All engines	-> 01/11/02, pole nr. 2			7.1091 T20	
Eng. RHZ (DW10ATED)	-> 02/03/03, -> 03/11/02, LHD, RHD, with control switch			7.1184 T20	
All engines	01/12/02 ->, pole nr. 4			7.1197 T20	
Eng. RHZ (DW10ATED)	L= 230 mm				7.1214 T22
Eng. RHZ (DW10ATED)	L= 135 mm				7.1219 T22

ENGINE				
2.2 HDi	Diesel	120	05/06->	4HP (DW12BTED4), 4HR (DW12BTED4), DW12BTED4

Engine	Information	S10	T10	T20 - T23	T22 - T25
Eng. DW12BTED4	COL:grey, spanner size 21, switch press. 0.5 bar, thread M16x1.5	7.0116			
Eng. 4HP (DW12BTED4), 4HR (DW12BTED4)		7.0130		7.1213 T20	
All engines	spanner size 22, thread M14x1.5		7.6217		
Eng. DW12BTED4	with cable			7.1213K T20	
All engines	COL:grey				7.1210 T22

ENGINE				
2.2 HDi	Diesel	125	04/06->	4HT (DW12BTED4), DW12BTED4

Engine	Information	S10	T10	T20 - T23	T22 - T25
Eng. DW12BTED4	COL:black, COL:grey, spanner size 21, switch press. 0.5 bar, thread M16x1.5	7.0116			
Eng. 4HT (DW12BTED4)		7.0130		7.1213 T20	
All engines	spanner size 22, thread M14x1.5		7.6217		
Eng. DW12BTED4	with cable			7.1213K T20	
All engines	COL:grey				7.1210 T22

ENGINE				
2.2 HDi	Diesel	98	03/01->	4HX (DW12TED4/FAP), DW12TED4

Engine	Information	S10	T10	T20 - T23	T22 - T25
Eng. DW12TED4	COL:black, COL:grey, spanner size 21, switch press. 0.5 bar, thread M16x1.5	7.0116			
Eng. 4HX (DW12TED4/FAP)		7.0130			
All engines	spanner size 22, thread M14x1.5		7.6217		

S10	OIL PRESSURE WARNING LIGHT SWITCH	T10	REVERSING LIGHT SWITCH	T20	BRAKE LIGHT SWITCH
T22	SWITCH CLUTCH CONTROL (CRUISE CONTROL)	T23	SWITCH BRAKE ACTUATION (ENGINE TIMING)	T25	SWITCH CLUTCH CONTROL (ENGINE CONTROL)

Vehicle	alim.	kW	Date	Engine	 S10	 T10	 T20 - T23	 T22 - T25
---------	-------	----	------	--------	---	---	--	---

ENGINE				
2.2 HDi	Diesel	98	03/01->	4HX (DW12TED4/FAP), DW12TED4

Engine	Information	S10	T10	T20 - T23	T22 - T25
All engines	-> 01/11/02, pole nr. 2			7.1091 T20	
Eng. 4HX (DW12TED4/FAP)	-> 02/03/03, -> 03/11/02, LHD, RHD, with control switch			7.1184 T20	
All engines	01/12/02 ->, pole nr. 4			7.1197 T20	
All engines				7.1213 T20	
Eng. 4HX (DW12TED4/FAP)	L= 230 mm				7.1214 T22
Eng. 4HX (DW12TED4/FAP)	L= 135 mm				7.1219 T22

ENGINE				
3.0 [ExtraEU]	Petrol	173	09/04-01/08	ES9AHP

Engine	Information	S10	T10	T20 - T23	T22 - T25
All engines	-> 01/05/07, COL:black, COL:grey, spanner size 21, switch press. 0.5 bar, thread M16x1.5	7.0116			
All engines	01/06/07 ->, COL:brown, thread M16x1.5	7.0130			
All engines				7.1213 T20	

ENGINE				
3.0 Carlsson	Petrol	173	09/03-08/04	ES9J4SHP, XFX (ES9J4S)

Engine	Information	S10	T10	T20 - T23	T22 - T25
Eng. ES9J4SHP	COL:grey, spanner size 21, switch press. 0.5 bar, thread M16x1.5	7.0116			
Eng. XFX (ES9J4S)		7.0130			
All engines	spanner size 22, t.tnr. ML5T, ML5C, thread M14x1.5		7.6217		
Eng. XFX (ES9J4S)	t.tnr. BE4R, BE4		7.6218		
Eng. XFX (ES9J4S)	pole nr. 2			7.1091 T20	
Eng. XFX (ES9J4S)	-> 02/03/03, -> 03/11/02, LHD, RHD, with control switch			7.1184 T20	
All engines	pole nr. 4			7.1197 T20	
Eng. XFX (ES9J4S)	L= 230 mm				7.1214 T22
Eng. XFX (ES9J4S)	L= 135 mm				7.1219 T22

ENGINE				
3.0 V6	Petrol	152	03/01->	ES9A, ES9J4S, XFU (ES9A), XFX (ES9J4S)

Engine	Information	S10	T10	T20 - T23	T22 - T25
Eng. ES9A, ES9J4S	-> 01/05/07, COL:black, COL:grey, spanner size 21, switch press. 0.5 bar, thread M16x1.5	7.0116			
Eng. ES9A, XFU (ES9A), XFX (ES9J4S)	01/06/07 ->, COL:brown, thread M16x1.5	7.0130			
Eng. ES9J4S, XFX (ES9J4S)	spanner size 22, t.tnr. ML5T, ML5C, thread M14x1.5		7.6217		
Eng. XFX (ES9J4S)	t.tnr. BE4R, BE4		7.6218		
Eng. ES9J4S, XFX (ES9J4S)	-> 01/11/02, pole nr. 2			7.1091 T20	
Eng. XFX (ES9J4S)	-> 02/03/03, -> 03/11/02, LHD, RHD, with control switch			7.1184 T20	
Eng. ES9J4S, XFX (ES9J4S)	01/12/02 ->, pole nr. 4			7.1197 T20	
Eng. ES9A, XFU (ES9A)				7.1213 T20	
Eng. XFX (ES9J4S)	L= 230 mm				7.1214 T22
Eng. XFX (ES9J4S)	L= 135 mm				7.1219 T22

ENGINE				
3.0 V6	Petrol	155	10/04-04/07	ES9A, XFU (ES9A), XFX (ES9A)

Engine	Information	S10	T10	T20 - T23	T22 - T25
Eng. ES9A	COL:grey, spanner size 21, switch press. 0.5 bar, thread M16x1.5	7.0116			
Eng. XFU (ES9A), XFX (ES9A)		7.0130			
All engines				7.1213 T20	

ENGINE				
3.0 V6	Petrol	157	05/01-08/04	ES9J4S

Engine	Information	S10	T10	T20 - T23	T22 - T25
All engines	COL:grey, spanner size 21, switch press. 0.5 bar, thread M16x1.5	7.0116			
All engines	-> 01/08/01, -> org. 09053			7.1091 T20	
All engines	01/09/01 ->, org. 09054 ->			7.1197 T20	

C5 II

ENGINE				
1.6 HDi 110	Diesel	80	02/08->	9HZ (DV6TED4), DV6TED4

Engine	Information	S10	T10	T20 - T23	T22 - T25
Eng. DV6TED4	COL:grey, spanner size 21, switch press. 0.5 bar, thread M16x1.5	7.0116			

S10	OIL PRESSURE WARNING LIGHT SWITCH	T10	REVERSING LIGHT SWITCH	T20	BRAKE LIGHT SWITCH
T22	SWITCH CLUTCH CONTROL (CRUISE CONTROL)	T23	SWITCH BRAKE ACTUATION (ENGINE TIMING)	T25	SWITCH CLUTCH CONTROL (ENGINE CONTROL)

FUNCTIONS ON THE VEHICLE

Vehicle	alim.	kW	Date	Engine	 S10	 T10	 T20 - T23	 T22 - T25
---------	-------	----	------	--------	---	---	--	---

C5 II

				ENGINE
1.6 HDi 110	Diesel	80	02/08->	9HZ (DV6TED4), DV6TED4

Engine	Information	S10	T10	T20 - T23	T22 - T25
Eng. 9HZ (DV6TED4)		7.0130			7.1210 T22
Eng. 9HZ (DV6TED4)	no specific info conc. application available		7.6217, 7.6218		
Eng. 9HZ (DV6TED4)	-> 04/07/10			7.1213K T20	
Eng. 9HZ (DV6TED4)	05/07/10->			7.1286 T20	
Eng. DV6TED4	COL:grey, LHD, RHD				7.1210 T25

				ENGINE
1.6 HDi 110	Diesel	82	07/10->	9HL (DV6C), 9HR (DV6C), DV6C

Engine	Information	S10	T10	T20 - T23	T22 - T25
Eng. DV6C	COL:grey, spanner size 21, switch press. 0.5 bar, thread M16x1.5	7.0116			
Eng. 9HL (DV6C), 9HR (DV6C)	-start-stop function	7.0130			
Eng. 9HL (DV6C), 9HR (DV6C)	+start-stop function, -> 20/11/12	7.0199			
Eng. 9HL (DV6C), 9HR (DV6C)	+start-stop function, 21/11/12->	7.0203			
Eng. 9HL (DV6C), 9HR (DV6C)	no specific info conc. application available		7.6217, 7.6218		
Eng. 9HL (DV6C), 9HR (DV6C)	-> 04/07/10			7.1213K T20	
Eng. 9HL (DV6C), 9HR (DV6C)	05/07/10->			7.1286 T20	
Eng. 9HL (DV6C), 9HR (DV6C)					7.1210 T22
Eng. DV6C	COL:grey, LHD, RHD				7.1210 T25

				ENGINE
1.6 HDi 115	Diesel	84	01/12->	9HL (DV6C), 9HR (DV6C), DV6C

Engine	Information	S10	T10	T20 - T23	T22 - T25
Eng. DV6C	COL:grey, spanner size 21, switch press. 0.5 bar, thread M16x1.5	7.0116			
Eng. 9HL (DV6C), 9HR (DV6C)	-start-stop function	7.0130			
Eng. 9HL (DV6C), 9HR (DV6C)	+start-stop function, -> 20/11/12	7.0199			
Eng. 9HL (DV6C), 9HR (DV6C)	+start-stop function, 21/11/12->	7.0203			
Eng. 9HL (DV6C), 9HR (DV6C)	no specific info conc. application available		7.6217, 7.6218		
Eng. 9HL (DV6C), 9HR (DV6C)	-> 04/07/10			7.1213K T20	
Eng. 9HL (DV6C), 9HR (DV6C)	05/07/10->			7.1286 T20	
Eng. 9HL (DV6C), 9HR (DV6C)					7.1210 T22
Eng. DV6C	COL:grey, LHD, RHD				7.1210 T25

				ENGINE
1.6 THP 150	Petrol	110	04/09->	5FN (EP6CDT), EP6CDT

Engine	Information	S10	T10	T20 - T23	T22 - T25
All engines	no specific info conc. application available, spanner size 22, t.tnr. ML6CL, thread M14x1.5		7.6217		
All engines	COL:grey, no specific info conc. application available, t.tnr. BE4R		7.6218		
All engines	-> 01/06/10, -> 04/07/10, with cable			7.1213K T20	
All engines	01/07/10->, 05/07/10->			7.1286 T20	
All engines	COL:grey				7.1210 T22

				ENGINE
1.6 THP 155	Petrol	115	04/09->	5FV (EP6CDT), EP6CDT

Engine	Information	S10	T10	T20 - T23	T22 - T25
Eng. 5FV (EP6CDT)	no specific info conc. application available		7.6217, 7.6218		
All engines	-> 01/07/10, -> 04/07/10, with cable			7.1213K T20	
All engines	01/08/10->, 05/07/10->			7.1286 T20	
Eng. 5FV (EP6CDT)					7.1210 T22
Eng. EP6CDT	COL:grey, LHD, RHD				7.1210 T25

				ENGINE
1.6 VTi 120	Petrol	88	07/10->	5FS (EP6C), EP6C

Engine	Information	S10	T10	T20 - T23	T22 - T25
Eng. 5FS (EP6C)	no specific info conc. application available		7.6217, 7.6218		
Eng. 5FS (EP6C)	-> 04/07/10			7.1213K T20	
All engines	05/07/10->			7.1286 T20	
Eng. 5FS (EP6C)					7.1210 T22
Eng. EP6C	COL:grey, LHD, RHD				7.1210 T25

S10	OIL PRESSURE WARNING LIGHT SWITCH	T10	REVERSING LIGHT SWITCH	T20	BRAKE LIGHT SWITCH
T22	SWITCH CLUTCH CONTROL (CRUISE CONTROL)	T23	SWITCH BRAKE ACTUATION (ENGINE TIMING)	T25	SWITCH CLUTCH CONTROL (ENGINE CONTROL)

Vehicle	alim.	kW	Date	Engine	 S10	 T10	 T20 - T23	 T22 - T25
---------	-------	----	------	--------	---	---	--	---

ENGINE				
1.8 16V	Petrol	92	02/08->	6FY (EW7A), EW7A

Engine	Information	S10	T10	T20 - T23	T22 - T25
Eng. EW7A	COL:grey, spanner size 21, switch press. 0.5 bar, thread M16x1.5	7.0116			
Eng. 6FY (EW7A)		7.0130			7.1210 T22
Eng. 6FY (EW7A)	no specific info conc. application available		7.6217		
All engines	COL:grey, no specific info conc. application available		7.6218		
All engines	-> 01/06/10, -> 04/07/10, with cable			7.1213K T20	
All engines	01/07/10 ->, 05/07/10 ->			7.1286 T20	
Eng. EW7A	COL:grey, LHD, RHD				7.1210 T25

ENGINE				
2.0 16V	Petrol	103	02/08->	EW10A, RFJ (EW10A)

Engine	Information	S10	T10	T20 - T23	T22 - T25
Eng. EW10A	COL:grey, spanner size 21, switch press. 0.5 bar, thread M16x1.5	7.0116			
Eng. RFJ (EW10A)		7.0130			7.1210 T22
Eng. RFJ (EW10A)	no specific info conc. application available		7.6217		
All engines	COL:grey, no specific info conc. application available		7.6218		
All engines	-> 01/06/10, -> 04/07/10, with cable			7.1213K T20	
All engines	01/07/10 ->, 05/07/10 ->			7.1286 T20	
Eng. EW10A	COL:grey, LHD, RHD				7.1210 T25

ENGINE				
2.0 16V BioFlex	Petrol/ Ethanol	103	02/08->	EW10A, RFJ (EW10A)

Engine	Information	S10	T10	T20 - T23	T22 - T25
Eng. EW10A	COL:grey, spanner size 21, switch press. 0.5 bar, thread M16x1.5	7.0116			
Eng. RFJ (EW10A)		7.0130			7.1210 T22
Eng. RFJ (EW10A)	no specific info conc. application available		7.6217		
All engines	COL:grey, no specific info conc. application available		7.6218		
All engines	-> 01/06/10, -> 04/07/10, with cable			7.1213K T20	
All engines	01/07/10 ->, 05/07/10 ->			7.1286 T20	
Eng. EW10A	COL:grey, LHD				7.1210 T25

ENGINE				
2.0 HDi	Diesel	100	02/08->	DW10BTD4, RHF (DW10BTD4), RHR (DW10BTD4)

Engine	Information	S10	T10	T20 - T23	T22 - T25
Eng. DW10BTD4	COL:grey, spanner size 21, switch press. 0.5 bar, thread M16x1.5	7.0116			
Eng. RHF (DW10BTD4), RHR (DW10BTD4)		7.0130			7.1210 T22
Eng. RHF (DW10BTD4), RHR (DW10BTD4)	no specific info conc. application available		7.6217		
All engines	COL:grey, no specific info conc. application available		7.6218		
All engines	-> 01/06/10, -> 04/07/10, with cable			7.1213K T20	
All engines	01/07/10 ->, 05/07/10 ->			7.1286 T20	
Eng. DW10BTD4	COL:grey, LHD, RHD				7.1210 T25

ENGINE				
2.0 HDi 140	Diesel	103	04/09->	DW10BTD4, RHF (DW10BTD4)

Engine	Information	S10	T10	T20 - T23	T22 - T25
Eng. DW10BTD4	COL:grey, spanner size 21, switch press. 0.5 bar, thread M16x1.5	7.0116			
Eng. RHF (DW10BTD4)		7.0130			7.1210 T22
Eng. RHF (DW10BTD4)	no specific info conc. application available		7.6217		
All engines	COL:grey, no specific info conc. application available		7.6218		
All engines	-> 01/06/10, -> 04/07/10, with cable			7.1213K T20	
All engines	01/07/10 ->, 05/07/10 ->			7.1286 T20	
Eng. DW10BTD4	COL:grey, LHD, RHD				7.1210 T25

ENGINE				
2.0 HDi 150 / BlueHDi 150	Diesel	110	04/09->	AHR (DW10FD), DW10CTED4, DW10FD, RHE (DW10CTED4)

Engine	Information	S10	T10	T20 - T23	T22 - T25
Eng. DW10FD	COL:grey, spanner size 21, switch press. 0.5 bar, thread M16x1.5	7.0116			
Eng. RHE (DW10CTED4)		7.0130			

S10 OIL PRESSURE WARNING LIGHT SWITCH	T10 REVERSING LIGHT SWITCH	T20 BRAKE LIGHT SWITCH
T22 SWITCH CLUTCH CONTROL (CRUISE CONTROL)	T23 SWITCH BRAKE ACTUATION (ENGINE TIMING)	T25 SWITCH CLUTCH CONTROL (ENGINE CONTROL)

FUNCTIONS ON THE VEHICLE

Vehicle	alim.	kW	Date	Engine	 S10	 T10	 T20 - T23	 T22 - T25
---------	-------	----	------	--------	---	---	--	---

ENGINE				
2.0 HDi 150 / BlueHDi 150	Diesel	110	04/09->	AHR (DW10FD), DW10CTED4, DW10FDE, RHE (DW10CTED4)

Engine	Information	S10	T10	T20 - T23	T22 - T25
All engines	no specific info conc. application available, spanner size 22, thread M14x1.5		7.6217		
All engines	COL:grey, no specific info conc. application available		7.6218		
All engines	-> 01/06/10, -> 01/11/10, -> 04/07/10, -> org. 12291, -> org. 12443, aut., LHD, man., RHD, with cable			7.1213K T20	
All engines	01/07/10 ->, 01/12/10 ->, 05/07/10 ->, aut., LHD, man., org. 12292 ->, org. 12444 ->, RHD			7.1286 T20	
All engines	COL:grey, LHD, RHD				7.1210 T22

ENGINE				
2.0 HDi 165	Diesel	120	04/09->	DW10CTED4, RHH (DW10CTED4)

Engine	Information	S10	T10	T20 - T23	T22 - T25
Eng. DW10CTED4	COL:grey, spanner size 21, switch press. 0.5 bar, thread M16x1.5	7.0116			
Eng. RHH (DW10CTED4)		7.0130			7.1210 T22
Eng. RHH (DW10CTED4)	no specific info conc. application available		7.6217		
All engines	COL:grey, no specific info conc. application available		7.6218		
All engines	-> 01/05/10, -> 04/07/10, with cable			7.1213K T20	
All engines	01/06/10 ->, 05/07/10 ->			7.1286 T20	
Eng. DW10CTED4	COL:grey, LHD, RHD				7.1210 T25

ENGINE				
2.0 HDi 180	Diesel	133	03/15->	AHW (DW10FC), DW10FC

Engine	Information	S10	T10	T20 - T23	T22 - T25
Eng. AHW (DW10FC)	no specific info conc. application available		7.6217, 7.6218		
Eng. AHW (DW10FC)	-> 04/07/10			7.1213K T20	
All engines	05/07/10 ->			7.1286 T20	
Eng. AHW (DW10FC)					7.1210 T22

ENGINE				
2.2 HDi	Diesel	120	04/09-12/11	DW12BTED4

Engine	Information	S10	T10	T20 - T23	T22 - T25
All engines	COL:grey, spanner size 21, switch press. 0.5 bar, thread M16x1.5	7.0116			
All engines	COL:grey		7.6218		7.1210 T25
All engines	-> 01/09/10, with cable			7.1213K T20	
All engines	01/10/10 ->			7.1286 T20	

ENGINE				
2.2 HDi	Diesel	125	02/08->	4HT (DW12BTED4), DW12BTED4

Engine	Information	S10	T10	T20 - T23	T22 - T25
Eng. DW12BTED4	COL:grey, spanner size 21, switch press. 0.5 bar, thread M16x1.5	7.0116			
Eng. 4HT (DW12BTED4)		7.0130			7.1210 T22
Eng. 4HT (DW12BTED4)	no specific info conc. application available		7.6217		
All engines	COL:grey, no specific info conc. application available		7.6218		
All engines	-> 01/09/10, -> 04/07/10, with cable			7.1213K T20	
All engines	01/10/10 ->, 05/07/10 ->			7.1286 T20	
Eng. DW12BTED4	COL:grey, LHD, RHD				7.1210 T25

ENGINE				
2.2 HDi 165	Diesel	120	02/08->	4HP (DW12BTED4), DW12BTED4

Engine	Information	S10	T10	T20 - T23	T22 - T25
Eng. DW12BTED4	COL:grey, spanner size 21, switch press. 0.5 bar, thread M16x1.5	7.0116			
Eng. 4HP (DW12BTED4)		7.0130			7.1210 T22
Eng. 4HP (DW12BTED4)	no specific info conc. application available		7.6217		
All engines	COL:grey, no specific info conc. application available		7.6218		
All engines	-> 01/09/10, -> 04/07/10, with cable			7.1213K T20	
All engines	01/10/10 ->, 05/07/10 ->			7.1286 T20	
Eng. DW12BTED4	COL:grey, LHD				7.1210 T25

ENGINE				
2.2 HDi 200	Diesel	150	07/10->	4HL (DW12C), DW12C

Engine	Information	S10	T10	T20 - T23	T22 - T25
Eng. DW12C	COL:grey, spanner size 21, switch press. 0.5 bar, thread M16x1.5	7.0116			

S10	OIL PRESSURE WARNING LIGHT SWITCH	T10	REVERSING LIGHT SWITCH	T20	BRAKE LIGHT SWITCH
T22	SWITCH CLUTCH CONTROL (CRUISE CONTROL)	T23	SWITCH BRAKE ACTUATION (ENGINE TIMING)	T25	SWITCH CLUTCH CONTROL (ENGINE CONTROL)

Vehicle	alim.	kW	Date	Engine	 S10	 T10	 T20 - T23	 T22 - T25
---------	-------	----	------	--------	---	---	--	---

ENGINE				
2.2 HdI 200	Diesel	150	07/10->	4HL (DW12C), DW12C

Engine	Information	S10	T10	T20 - T23	T22 - T25
Eng. 4HL (DW12C)		7.0130			7.1210 T22
Eng. 4HL (DW12C)	no specific info conc. application available		7.6217, 7.6218		
All engines	-> 01/09/10, -> 04/07/10, with cable			7.1213K T20	
All engines	01/10/10 ->, 05/07/10 ->			7.1286 T20	

ENGINE				
2.7 HdI	Diesel	150	02/08->	DT17ED4, DT17TED4, UHZ (DT17BTED4)

Engine	Information	S10	T10	T20 - T23	T22 - T25
Eng. DT17ED4, UHZ (DT17BTED4)	no specific info conc. application available		7.6217, 7.6218		
All engines	-> 01/09/10, -> 04/07/10, with cable			7.1213K T20	
All engines	01/10/10 ->, 05/07/10 ->			7.1286 T20	
Eng. DT17ED4, UHZ (DT17BTED4)					7.1210 T22

ENGINE				
3.0 HdI 240	Diesel	177	04/09->	DT20C

Engine	Information	S10	T10	T20 - T23	T22 - T25
All engines	-> 01/07/10, with cable			7.1213K T20	
All engines	01/08/10 ->			7.1286 T20	

ENGINE				
3.0 V6	Petrol	155	02/08->	ES9A, XFU (ES9A)

Engine	Information	S10	T10	T20 - T23	T22 - T25
All engines	COL: brown, thread M16x1.5	7.0130			
Eng. XFU (ES9A)	no specific info conc. application available		7.6217, 7.6218		
All engines	-> 01/07/10, -> 04/07/10, with cable			7.1213K T20	
All engines	01/08/10 ->, 05/07/10 ->			7.1286 T20	
Eng. XFU (ES9A)					7.1210 T22

C6

ENGINE				
2.2 HdI	Diesel	120	06/06->	4HP (DW12BTED4), DW12BTED4

Engine	Information	S10	T10	T20 - T23	T22 - T25
Eng. DW12BTED4	COL: grey, spanner size 21, switch press. 0.5 bar, thread M16x1.5	7.0116			
Eng. 4HP (DW12BTED4)		7.0130			
All engines	spanner size 22, thread M14x1.5		7.6217		
All engines	with cable			7.1213K T20	
All engines	COL: grey				7.1210 T22

ENGINE				
2.2 HdI	Diesel	125	06/06->	4HT (DW12BTED4), DW12BTED4

Engine	Information	S10	T10	T20 - T23	T22 - T25
Eng. DW12BTED4	COL: grey, spanner size 21, switch press. 0.5 bar, thread M16x1.5	7.0116			
Eng. 4HT (DW12BTED4)		7.0130			
All engines	spanner size 22, thread M14x1.5		7.6217		
All engines	with cable			7.1213K T20	
All engines	COL: grey				7.1210 T22

ENGINE				
2.7 HdI	Diesel	150	09/05->	DT17ED4, DT17TED4, UHZ (DT17BTED4)

Engine	Information	S10	T10	T20 - T23	T22 - T25
All engines	with cable			7.1213K T20	

ENGINE				
3.0 HdI	Diesel	155	06/09-12/10	DT20C

Engine	Information	S10	T10	T20 - T23	T22 - T25
All engines	with cable			7.1213K T20	

ENGINE				
3.0 HdI	Diesel	177	04/09->	DT20C

Engine	Information	S10	T10	T20 - T23	T22 - T25
All engines	with cable			7.1213K T20	

S10 OIL PRESSURE WARNING LIGHT SWITCH	T10 REVERSING LIGHT SWITCH	T20 BRAKE LIGHT SWITCH
T22 SWITCH CLUTCH CONTROL (CRUISE CONTROL)	T23 SWITCH BRAKE ACTUATION (ENGINE TIMING)	T25 SWITCH CLUTCH CONTROL (ENGINE CONTROL)

FUNCTIONS ON THE VEHICLE

Vehicle	alim.	kW	Date	Engine	 S10	 T10	 T20 - T23	 T22 - T25
---------	-------	----	------	--------	---	---	--	---

				ENGINE
3.0 V6	Petrol	155	09/05->	ES9A, XfV (ES9A), XfX (ES9J4S)

Engine	Information	S10	T10	T20 - T23	T22 - T25
Eng. ES9A	COL:grey, spanner size 21, switch press. 0.5 bar, thread M16x1.5	7.0116			
All engines	COL:brown, thread M16x1.5	7.0130			
All engines	with cable			7.1213K T20	

				ENGINE
2.0	Petrol	100	07/02->	EW10J4, RFN (EW10J4)

Engine	Information	S10	T10	T20 - T23	T22 - T25
Eng. EW10J4	COL:black, COL:grey, spanner size 21, switch press. 0.5 bar, thread M16x1.5	7.0116			
Eng. RFN (EW10J4)		7.0130			7.1192 T22
Eng. RFN (EW10J4)	no specific info conc. application available		7.6217		
All engines	COL:grey, no specific info conc. application available		7.6218		
All engines	COL:black/White, pole nr. 2			7.1091 T20	
Eng. RFN (EW10J4)	COL:red/black, pole nr. 2			7.1184 T20	
Eng. RFN (EW10J4)	pole nr. 4			7.1213K T20	

				ENGINE
2.0 16V	Petrol	103	09/05->	EW10A, RFJ (EW10A)

Engine	Information	S10	T10	T20 - T23	T22 - T25
Eng. EW10A	COL:black, COL:grey, spanner size 21, switch press. 0.5 bar, thread M16x1.5	7.0116			
Eng. RFJ (EW10A)		7.0130			7.1192 T22
Eng. RFJ (EW10A)	no specific info conc. application available		7.6217		
All engines	COL:grey, no specific info conc. application available		7.6218		
All engines	COL:black/White, pole nr. 2			7.1091 T20	
Eng. RFJ (EW10A)	COL:red/black, pole nr. 2			7.1184 T20	
Eng. RFJ (EW10A)	pole nr. 4			7.1213K T20	

				ENGINE
2.0 16V	Petrol	104	09/05->	RFJ (EW10A)

Engine	Information	S10	T10	T20 - T23	T22 - T25
All engines		7.0130			7.1192 T22
All engines	no specific info conc. application available		7.6217, 7.6218		
All engines	COL:black/White, pole nr. 2			7.1091 T20	
All engines	COL:red/black, pole nr. 2			7.1184 T20	
All engines	pole nr. 4			7.1213K T20	




				ENGINE
2.0 HDi	Diesel	79	07/02->	DW10ATED4, RHM (DW10ATED4), RHT (DW10ATED4)

Engine	Information	S10	T10	T20 - T23	T22 - T25
Eng. DW10ATED4	COL:black, COL:grey, spanner size 21, switch press. 0.5 bar, thread M16x1.5	7.0116			
Eng. RHM (DW10ATED4), RHT (DW10ATED4)		7.0130			7.1192 T22
Eng. RHM (DW10ATED4), RHT (DW10ATED4)	no specific info conc. application available		7.6217, 7.6218		
All engines	COL:black/White, pole nr. 2			7.1091 T20	
Eng. RHM (DW10ATED4), RHT (DW10ATED4)	COL:red/black, pole nr. 2			7.1184 T20	
Eng. RHM (DW10ATED4), RHT (DW10ATED4)	pole nr. 4			7.1213K T20	

				ENGINE
2.0 HDi	Diesel	80	07/02->	DW10UTED4, RHW (DW10ATED4)

Engine	Information	S10	T10	T20 - T23	T22 - T25
Eng. DW10UTED4	COL:black, COL:grey, spanner size 21, switch press. 0.5 bar, thread M16x1.5	7.0116			
Eng. RHW (DW10ATED4)		7.0130			7.1192 T22
All engines	no specific info conc. application available, spanner size 22, thread M14x1.5		7.6217		
Eng. RHW (DW10ATED4)	no specific info conc. application available		7.6218		
Eng. RHW (DW10ATED4)	COL:black/White, pole nr. 2			7.1091 T20	
Eng. RHW (DW10ATED4)	COL:red/black, pole nr. 2			7.1184 T20	
Eng. DW10UTED4				7.1213 T20	
Eng. RHW (DW10ATED4)	pole nr. 4			7.1213K T20	

S10	OIL PRESSURE WARNING LIGHT SWITCH	T10	REVERSING LIGHT SWITCH	T20	BRAKE LIGHT SWITCH
T22	SWITCH CLUTCH CONTROL (CRUISE CONTROL)	T23	SWITCH BRAKE ACTUATION (ENGINE TIMING)	T25	SWITCH CLUTCH CONTROL (ENGINE CONTROL)

Vehicle	alim.	kW	Date	Engine	 S10	 T10	 T20 - T23	 T22 - T25
---------	-------	----	------	--------	---	---	--	---

ENGINE				
2.0 HDi	Diesel	81	07/02->	DW10ATED4, RHT (DW10ATED4)

Engine	Information	S10	T10	T20 - T23	T22 - T25
Eng. DW10ATED4	COL:black, COL:grey, spanner size 21, switch press. 0.5 bar, thread M16x1.5	7.0116			
Eng. RHT (DW10ATED4)		7.0130			7.1192 T22
Eng. RHT (DW10ATED4)	no specific info conc. application available		7.6217, 7.6218		
All engines	COL:black/White, pole nr. 2			7.1091 T20	
Eng. RHT (DW10ATED4)	COL:red/black, pole nr. 2			7.1184 T20	
Eng. RHT (DW10ATED4)	pole nr. 4			7.1213K T20	

ENGINE				
2.0 HDi	Diesel	88	07/06->	DW10UTED4, RHK (DW10UTED4)

Engine	Information	S10	T10	T20 - T23	T22 - T25
Eng. DW10UTED4	COL:black, COL:grey, spanner size 21, switch press. 0.5 bar, thread M16x1.5	7.0116			
Eng. RHK (DW10UTED4)		7.0130			7.1192 T22
All engines	no specific info conc. application available, spanner size 22, thread M14x1.5		7.6217		
Eng. RHK (DW10UTED4)	no specific info conc. application available		7.6218		
Eng. RHK (DW10UTED4)	COL:black/White, pole nr. 2			7.1091 T20	
Eng. RHK (DW10UTED4)	COL:red/black, pole nr. 2			7.1184 T20	
Eng. DW10UTED4				7.1213 T20	
Eng. RHK (DW10UTED4)	pole nr. 4			7.1213K T20	

ENGINE				
2.0 HDi 135	Diesel	100	03/06->	DW10BTED4, DW10CB-DTR, DW10CTED4, RHD (DW10CB), RHD (DW10CTED4), RHR (DW10BTED4)

Engine	Information	S10	T10	T20 - T23	T22 - T25
Eng. DW10BTED4, DW10CB-DTR, DW10CTED4	COL:grey, spanner size 21, switch press. 0.5 bar, thread M16x1.5	7.0116			
Eng. RHD (DW10CB), RHD (DW10CTED4), RHR (DW10BTED4)		7.0130			7.1192 T22
All engines	no specific info conc. application available, spanner size 22, thread M14x1.5		7.6217		
Eng. RHD (DW10CB), RHD (DW10CTED4), RHR (DW10BTED4)	no specific info conc. application available		7.6218		
Eng. RHD (DW10CB), RHD (DW10CTED4), RHR (DW10BTED4)	COL:black/White, pole nr. 2			7.1091 T20	
Eng. RHD (DW10CB), RHD (DW10CTED4), RHR (DW10BTED4)	COL:red/black, pole nr. 2			7.1184 T20	
Eng. DW10BTED4, DW10CB-DTR, DW10CTED4				7.1213 T20	
Eng. RHD (DW10CB), RHD (DW10CTED4), RHR (DW10BTED4)	pole nr. 4			7.1213K T20	





ENGINE				
2.0 HDi 165	Diesel	120	03/06->	DW10CTED4, RHE (DW10CTED4), RHH (DW10CTED4)

Engine	Information	S10	T10	T20 - T23	T22 - T25
Eng. DW10CTED4	COL:grey, spanner size 21, switch press. 0.5 bar, thread M16x1.5	7.0116			
Eng. RHE (DW10CTED4), RHH (DW10CTED4)		7.0130			7.1192 T22
All engines	no specific info conc. application available, spanner size 22, thread M14x1.5		7.6217		
Eng. RHE (DW10CTED4), RHH (DW10CTED4)	no specific info conc. application available		7.6218		
Eng. RHE (DW10CTED4), RHH (DW10CTED4)	COL:black/White, pole nr. 2			7.1091 T20	
Eng. RHE (DW10CTED4), RHH (DW10CTED4)	COL:red/black, pole nr. 2			7.1184 T20	
All engines	pole nr. 4, with cable			7.1213K T20	

ENGINE				
2.2	Petrol	116	07/02->	3FZ (EW12J4), EW12J4

Engine	Information	S10	T10	T20 - T23	T22 - T25
Eng. EW12J4	COL:black, COL:grey, spanner size 21, switch press. 0.5 bar, thread M16x1.5	7.0116			
Eng. 3FZ (EW12J4)		7.0130			7.1192 T22

S10 OIL PRESSURE WARNING LIGHT SWITCH	T10 REVERSING LIGHT SWITCH	T20 BRAKE LIGHT SWITCH
T22 SWITCH CLUTCH CONTROL (CRUISE CONTROL)	T23 SWITCH BRAKE ACTUATION (ENGINE TIMING)	T25 SWITCH CLUTCH CONTROL (ENGINE CONTROL)

				FUNCTIONS ON THE VEHICLE				
Vehicle	alim.	kW	Date	Engine	 S10	 T10	 T20 - T23	 T22 - T25

				ENGINE
2.2	Petrol	116	07/02->	3FZ (EW12J4), EW12J4

Engine	Information	S10	T10	T20 - T23	T22 - T25
Eng. 3FZ (EW12J4)	no specific info conc. application available		7.6217		
All engines	COL:grey, no specific info conc. application available		7.6218		
All engines	COL:black/White, pole nr. 2			7.1091 T20	
Eng. 3FZ (EW12J4)	COL:red/black, pole nr. 2			7.1184 T20	
Eng. 3FZ (EW12J4)	pole nr. 4			7.1213K T20	

				ENGINE
2.2 HDi	Diesel	120	06/07->	4HP (DW12BTED4), 4HR (DW12BTED4), DW12BTED4

Engine	Information	S10	T10	T20 - T23	T22 - T25
Eng. DW12BTED4	COL:black, COL:grey, spanner size 21, switch press. 0.5 bar, thread M16x1.5	7.0116			
Eng. 4HP (DW12BTED4), 4HR (DW12BTED4)		7.0130			7.1192 T22
All engines	no specific info conc. application available, spanner size 22, thread M14x1.5		7.6217		
Eng. 4HP (DW12BTED4), 4HR (DW12BTED4)	no specific info conc. application available		7.6218		
Eng. 4HP (DW12BTED4), 4HR (DW12BTED4)	COL:black/White, pole nr. 2			7.1091 T20	
Eng. 4HP (DW12BTED4), 4HR (DW12BTED4)	COL:red/black, pole nr. 2			7.1184 T20	
Eng. DW12BTED4				7.1213 T20	
Eng. 4HP (DW12BTED4), 4HR (DW12BTED4)	pole nr. 4			7.1213K T20	

				ENGINE
2.2 HDi	Diesel	125	06/06->	4HT (DW12BTED4), DW12BTED4

Engine	Information	S10	T10	T20 - T23	T22 - T25
Eng. DW12BTED4	COL:black, COL:grey, spanner size 21, switch press. 0.5 bar, thread M16x1.5	7.0116			
Eng. 4HT (DW12BTED4)		7.0130			7.1192 T22
All engines	no specific info conc. application available, spanner size 22, thread M14x1.5		7.6217		
Eng. 4HT (DW12BTED4)	no specific info conc. application available		7.6218		
Eng. 4HT (DW12BTED4)	COL:black/White, pole nr. 2			7.1091 T20	
Eng. 4HT (DW12BTED4)	COL:red/black, pole nr. 2			7.1184 T20	
Eng. DW12BTED4				7.1213 T20	
Eng. 4HT (DW12BTED4)	pole nr. 4			7.1213K T20	

				ENGINE
2.2 HDi	Diesel	94	07/02->	4HW (DW12TED4), DW12TED4

Engine	Information	S10	T10	T20 - T23	T22 - T25
Eng. DW12TED4	COL:black, COL:grey, spanner size 21, switch press. 0.5 bar, thread M16x1.5	7.0116			
Eng. 4HW (DW12TED4)		7.0130			7.1192 T22
All engines	no specific info conc. application available, spanner size 22, thread M14x1.5		7.6217		
Eng. 4HW (DW12TED4)	no specific info conc. application available		7.6218		
Eng. 4HW (DW12TED4)	COL:black/White, pole nr. 2			7.1091 T20	
Eng. 4HW (DW12TED4)	COL:red/black, pole nr. 2			7.1184 T20	
Eng. DW12TED4				7.1213 T20	
Eng. 4HW (DW12TED4)	pole nr. 4			7.1213K T20	

				ENGINE
3.0 V6	Petrol	150	07/02->	ES9J4S, XFX (ES9J4S)

Engine	Information	S10	T10	T20 - T23	T22 - T25
Eng. ES9J4S	COL:black, COL:grey, spanner size 21, switch press. 0.5 bar, thread M16x1.5	7.0116			
Eng. XFX (ES9J4S)		7.0130			
Eng. XFX (ES9J4S)	no specific info conc. application available		7.6217, 7.6218		
Eng. XFX (ES9J4S)	COL:black/White, pole nr. 2			7.1091 T20	
Eng. XFX (ES9J4S)	COL:red/black, pole nr. 2			7.1184 T20	
Eng. ES9J4S				7.1213 T20	
Eng. XFX (ES9J4S)	pole nr. 4			7.1213K T20	

S10	OIL PRESSURE WARNING LIGHT SWITCH	T10	REVERSING LIGHT SWITCH	T20	BRAKE LIGHT SWITCH
T22	SWITCH CLUTCH CONTROL (CRUISE CONTROL)	T23	SWITCH BRAKE ACTUATION (ENGINE TIMING)	T25	SWITCH CLUTCH CONTROL (ENGINE CONTROL)

Vehicle	alim.	kW	Date	Engine	 S10	 T10	 T20 - T23	 T22 - T25
---------	-------	----	------	--------	---	---	--	---

C-CROSSER

2.0	Petrol	108	11/10->	ENGINE
				4B11

Engine	Information	S10	T10	T20 - T23	T22 - T25
All engines		7.0187			7.1169 T22
All engines	with cable		7.6319		
All engines	FOR:(AUS), LHD			7.1177 T20	
All engines	LHD, NOT FOR:(AUS)			7.1254 T20	

2.0 Trazione integrale	Petrol	108	11/10->	ENGINE
				4B11

Engine	Information	S10	T10	T20 - T23	T22 - T25
All engines		7.0187			7.1169 T22
All engines	with cable		7.6319		
All engines	FOR:(AUS), LHD			7.1177 T20	
All engines	LHD, NOT FOR:(AUS)			7.1254 T20	

2.2 HdI	Diesel	115	02/07->	ENGINE
				4HN (DW12MTED4), DW12ME5, DW12ME5/FAP, DW12MTED4

Engine	Information	S10	T10	T20 - T23	T22 - T25
Eng. DW12ME5, DW12MTED4	COL:grey, spanner size 21, switch press. 0.5 bar, thread M16x1.5	7.0116			
Eng. 4HN (DW12MTED4), DW12ME5/FAP		7.0130			7.1169 T22
Eng. 4HN (DW12MTED4), DW12ME5/FAP	with cable		7.6319		
All engines	COL:black/White, FOR:(AUS)			7.1177 T20	
All engines	COL:green, NOT FOR:(AUS)			7.1254 T20	

2.4 16V	Petrol	125	08/08->	ENGINE
				4B12, SFZ (4B12-MMC)

Engine	Information	S10	T10	T20 - T23	T22 - T25
All engines		7.0187			
Eng. SFZ (4B12-MMC)	with cable		7.6319		
All engines	COL:black/White, FOR:(AUS)			7.1177 T20	
All engines	COL:green, NOT FOR:(AUS)			7.1254 T20	
Eng. SFZ (4B12-MMC)					7.1169 T22

C-CROSSER ENTERPRISE

2.2 HdI	Diesel	115	01/09->	ENGINE
				4HN (DW12MTED4), DW12MTED4

Engine	Information	S10	T10	T20 - T23	T22 - T25
Eng. DW12MTED4	COL:grey, spanner size 21, switch press. 0.5 bar, thread M16x1.5	7.0116			
Eng. 4HN (DW12MTED4)		7.0130			
Eng. 4HN (DW12MTED4)	with cable		7.6319		
All engines	-> 01/05/09, 01/08/09 ->, COL:black/White, FOR:(AUS)			7.1177 T20	
All engines	-> 01/07/09, 01/06/09 ->, COL:green, FOR:(AUS), NOT FOR:(AUS)			7.1254 T20	
All engines					7.1169 T22

2.4 16V	Petrol	125	01/09->	ENGINE
				4B12

Engine	Information	S10	T10	T20 - T23	T22 - T25
All engines		7.0187	7.6319		7.1169 T22
All engines	-> 01/05/09			7.1177 T20	
All engines	01/06/09 ->			7.1254 T20	

C-ELYSEE

1.2 Vti 72	Petrol	53	11/12->	ENGINE
				EB2M, HMY (EB2M)

Engine	Information	S10	T10	T20 - T23	T22 - T25
All engines	COL:brown, thread M16x1.5	7.0130			
All engines	no specific info conc. application available, spanner size 22, t.tnr. MA, thread M14x1.5		7.6217		
All engines	COL:grey, no specific info conc. application available, t.tnr. BE4R		7.6218		
All engines				7.1283 T20	
All engines	COL:grey				7.1210 T22

S10 OIL PRESSURE WARNING LIGHT SWITCH	T10 REVERSING LIGHT SWITCH	T20 BRAKE LIGHT SWITCH
T22 SWITCH CLUTCH CONTROL (CRUISE CONTROL)	T23 SWITCH BRAKE ACTUATION (ENGINE TIMING)	T25 SWITCH CLUTCH CONTROL (ENGINE CONTROL)

FUNCTIONS ON THE VEHICLE

Vehicle	alim.	kW	Date	Engine	 S10	 T10	 T20 - T23	 T22 - T25
---------	-------	----	------	--------	---	---	--	---

				ENGINE
1.2 VTi 82	Petrol	60	12/14->	EB2F

Engine	Information	S10	T10	T20 - T23	T22 - T25
All engines	COL:brown, thread M16x1.5	7.0130			
All engines	no specific info conc. application available, spanner size 22, t.nr. MA, thread M14x1.5		7.6217		
All engines	COL:grey, no specific info conc. application available, t.nr. BE4R		7.6218		
All engines				7.1283 T20	
All engines	COL:grey				7.1210 T22

				ENGINE
1.5 BlueHDi 100 [ExtraEU]	Diesel	75	05/18->	DV5RD

Engine	Information	S10	T10	T20 - T23	T22 - T25
All engines	COL:grey		7.6218		
All engines				7.1213 T20	

				ENGINE
1.6 BlueHDi 100	Diesel	73	11/14->	BHY (DV6FD), DV6FD

Engine	Information	S10	T10	T20 - T23	T22 - T25
All engines	no specific info conc. application available, spanner size 22, t.nr. MA, thread M14x1.5		7.6217		
All engines	COL:grey, no specific info conc. application available, t.nr. BE4R		7.6218		
All engines				7.1283 T20	
All engines	COL:grey				7.1210 T22

				ENGINE
1.6 HDi 92	Diesel	68	11/12->	9HJ (DV6DTEDM), 9HP (DV6DTE), DV6DTE, DV6DTEDM

Engine	Information	S10	T10	T20 - T23	T22 - T25
Eng. DV6DTEDM	COL:grey, spanner size 21, switch press. 0.5 bar, thread M16x1.5	7.0116			
Eng. 9HJ (DV6DTEDM)		7.0130			
Eng. 9HP (DV6DTE), DV6DTE		7.0203			
All engines	no specific info conc. application available, spanner size 22, t.nr. MA, thread M14x1.5		7.6217		
All engines	COL:grey, no specific info conc. application available, t.nr. BE4R		7.6218		
All engines				7.1283 T20	
All engines	COL:grey				7.1210 T22

				ENGINE
1.6 VTi 115	Petrol	85	11/12->	ECS, NFP (ECS)

Engine	Information	S10	T10	T20 - T23	T22 - T25
Eng. ECS	COL:grey, spanner size 21, switch press. 0.5 bar, thread M16x1.5	7.0116			
Eng. NFP (ECS)		7.0130			
All engines	no specific info conc. application available, spanner size 22, t.nr. MA, thread M14x1.5		7.6217		
All engines	COL:grey, no specific info conc. application available, t.nr. BE4R		7.6218		
Eng. ECS	version 2			7.1213 T20	
All engines	version 1			7.1283 T20	
All engines	COL:grey				7.1210 T22

CX I

				ENGINE
2000	Petrol	78	06/79-08/85	829 A5

Engine	Information	S10	T10	T20 - T23	T22 - T25
All engines		7.0006	7.6019	7.1010 T20	

				ENGINE
2500 D	Diesel	55	02/78-08/85	M25-629

Engine	Information	S10	T10	T20 - T23	T22 - T25
All engines		7.0022	7.6019	7.1010 T20	

C-ZERO

				ENGINE
C-Zero	Electric	35	10/10->	Y4F1

Engine	Information	S10	T10	T20 - T23	T22 - T25
All engines	Conn. nr. 2			7.1178 T20	

S10 OIL PRESSURE WARNING LIGHT SWITCH	T10 REVERSING LIGHT SWITCH	T20 BRAKE LIGHT SWITCH
T22 SWITCH CLUTCH CONTROL (CRUISE CONTROL)	T23 SWITCH BRAKE ACTUATION (ENGINE TIMING)	T25 SWITCH CLUTCH CONTROL (ENGINE CONTROL)

Vehicle	alim.	kW	Date	Engine	 S10	 T10	 T20 - T23	 T22 - T25
---------	-------	----	------	--------	---	---	--	---

				ENGINE
C-Zero	Electric	47	10/10->	Y4F1

Engine	Information	S10	T10	T20 - T23	T22 - T25
All engines	Conn. nr. 2			7.1178 T20	

				ENGINE
C-Zero	Electric	49	10/14->	Y4F1

Engine	Information	S10	T10	T20 - T23	T22 - T25
All engines	Conn. nr. 2			7.1178 T20	

DISPATCH

				ENGINE
1.6 HDi	Diesel	66	06/07->	DV6UTED4

Engine	Information	S10	T10	T20 - T23	T22 - T25
All engines	COL:grey, spanner size 21, switch press. 0.5 bar, thread M16x1.5	7.0116			
All engines	COL:grey		7.6218		
All engines	-> 01/07/07			7.1213 T20	
All engines	01/08/07 ->, with cable			7.1213K T20	
All engines					7.1192 T25

				ENGINE
1.9 DT	Diesel	67	10/95-09/97	XUD9TE

Engine	Information	S10	T10	T20 - T23	T22 - T25
All engines	COL:black, COL:grey, spanner size 21, switch press. 0.5 bar, thread M16x1.5	7.0116			
All engines	COL:white, spanner size 22MM, thread M14x1.5		7.6099		
All engines				7.1217 T20	

				ENGINE
2.0 BlueHDi 120	Diesel	90	06/16->	DW10FE

Engine	Information	S10	T10	T20 - T23	T22 - T25
All engines	spanner size 22, thread M14x1.5		7.6217		
All engines				7.1286 T20	
All engines	COL:grey				7.1210 T22

				ENGINE
2.0 HDi	Diesel	88	06/07->	DW10UTED4

Engine	Information	S10	T10	T20 - T23	T22 - T25
All engines	COL:grey, spanner size 21, switch press. 0.5 bar, thread M16x1.5	7.0116			
All engines	spanner size 22, thread M14x1.5		7.6217		
All engines	-> 01/12/07			7.1213 T20	
All engines	01/01/08 ->, with cable			7.1213K T20	
All engines					7.1192 T25

DS3

				ENGINE
1.2 THP 110	Petrol	81	10/14-07/15	EB2DT, HNZ (EB2DT)

Engine	Information	S10	T10	T20 - T23	T22 - T25
All engines	no specific info conc. application available, spanner size 22, t.tnr. MA, thread M14x1.5		7.6217		
All engines	COL:grey, no specific info conc. application available, t.tnr. BE4R/STT		7.6218		
Eng. HNZ (EB2DT)	-> 31/10/10			7.1213 T20	
All engines	01/11/10 ->			7.1283 T20	
All engines	COL:grey				7.1210 T22

				ENGINE
1.2 Vti 82	Petrol	60	01/13-07/15	EB2, HMZ (EB2F)

Engine	Information	S10	T10	T20 - T23	T22 - T25
All engines	COL:brown, thread M16x1.5	7.0130			
All engines	no specific info conc. application available, spanner size 22, t.tnr. MA, thread M14x1.5		7.6217		
All engines	COL:grey, no specific info conc. application available, t.tnr. BE4R/STT		7.6218		
Eng. HMZ (EB2F)	-> 31/10/10			7.1213 T20	
All engines	01/11/10 ->			7.1283 T20	
All engines	COL:grey				7.1210 T22

				ENGINE
1.4 HDi 70	Diesel	50	04/10-07/15	8HR (DV4C), DV4C, DV4TD

Engine	Information	S10	T10	T20 - T23	T22 - T25
Eng. DV4C, DV4TD	-> 01/10/11, ->org. 12774, COL:black, COL:grey, spanner size 21, switch press. 0.5 bar, thread M16x1.5	7.0116			

S10 OIL PRESSURE WARNING LIGHT SWITCH	T10 REVERSING LIGHT SWITCH	T20 BRAKE LIGHT SWITCH
T22 SWITCH CLUTCH CONTROL (CRUISE CONTROL)	T23 SWITCH BRAKE ACTUATION (ENGINE TIMING)	T25 SWITCH CLUTCH CONTROL (ENGINE CONTROL)

FUNCTIONS ON THE VEHICLE

Vehicle	alim.	kW	Date	Engine	 S10	 T10	 T20 - T23	 T22 - T25
---------	-------	----	------	--------	---	---	--	---

ENGINE				
1.4 HDi 70	Diesel	50	04/10-07/15	8HR (DV4C), DV4C, DV4TD

Engine	Information	S10	T10	T20 - T23	T22 - T25
Eng. 8HR (DV4C)	-> 30/10/11	7.0130			
All engines	01/11/11 ->, 31/10/11 ->, org. 12775 ->	7.0203			
All engines	no specific info conc. application available, spanner size 22, t.tnr. MA, thread M14x1.5		7.6217		
All engines	COL:grey, no specific info conc. application available, t.tnr. BE4R/STT		7.6218		
All engines	+cruise control, -> 01/10/10, -> 31/10/10, -> org. 12410, -cruise control			7.1213	T20
All engines	+cruise control, 01/11/10 ->, -cruise control, org. 12411 ->			7.1283	T20
All engines	COL:grey				7.1210 T22

ENGINE				
1.4 Vti 95	Petrol	70	04/10-07/15	8FP (EP3), EP3C

Engine	Information	S10	T10	T20 - T23	T22 - T25
All engines	no specific info conc. application available, spanner size 22, t.tnr. MA, thread M14x1.5		7.6217		
All engines	COL:grey, no specific info conc. application available, t.tnr. BE4R/STT		7.6218		
All engines	+cruise control, -> 01/10/10, -> 31/10/10, -> org. 12410, -cruise control			7.1213	T20
All engines	+cruise control, 01/11/10 ->, -cruise control, org. 12411 ->			7.1283	T20
All engines	COL:grey				7.1210 T22

ENGINE				
1.4 Vti 95 LPG	Petrol/ Petro- leum Gas (LPG)	70	08/12-07/15	8FN (EP3), EP3C

Engine	Information	S10	T10	T20 - T23	T22 - T25
All engines	no specific info conc. application available, spanner size 22, t.tnr. MA, thread M14x1.5		7.6217		
All engines	COL:grey, no specific info conc. application available, t.tnr. BE4R/STT		7.6218		
All engines	+cruise control, -> 01/10/10, -> 31/10/10, -> org. 12410, -cruise control			7.1213	T20
All engines	+cruise control, 01/11/10 ->, -cruise control, org. 12411 ->			7.1283	T20
All engines	COL:grey				7.1210 T22

ENGINE				
1.4 Vti 98	Petrol	72	11/09-07/15	8FR (EP3), EP3C

Engine	Information	S10	T10	T20 - T23	T22 - T25
All engines	no specific info conc. application available, spanner size 22, t.tnr. MA, thread M14x1.5		7.6217		
All engines	COL:grey, no specific info conc. application available, t.tnr. BE4R/STT		7.6218		
All engines	+cruise control, -> 01/10/10, -> 31/10/10, -> org. 12410, -cruise control			7.1213	T20
All engines	+cruise control, 01/11/10 ->, -cruise control, org. 12411 ->			7.1283	T20
All engines	COL:grey				7.1210 T22
Eng. EP3C	COL:grey				7.1210 T25

ENGINE				
1.6	Petrol	120	01/12-07/15	5FM (EP6DT), EP6CDT M, EP6FDTM

Engine	Information	S10	T10	T20 - T23	T22 - T25
Eng. 5FM (EP6DT)		7.0130			
All engines	no specific info conc. application available, spanner size 22, thread M14x1.5		7.6217		
Eng. 5FM (EP6DT)	no specific info conc. application available		7.6218		
Eng. 5FM (EP6DT)	-> 31/10/10			7.1213	T20
All engines	01/11/10 ->			7.1283	T20
All engines	COL:grey, LHD				7.1210 T22

ENGINE				
1.6	Petrol	153	02/11-07/15	5GM (EP6FDTX)

Engine	Information	S10	T10	T20 - T23	T22 - T25
All engines	no specific info conc. application available		7.6217, 7.6218		
All engines	-> 31/10/10			7.1213	T20
All engines	01/11/10 ->			7.1283	T20
All engines					7.1210 T22

S10	OIL PRESSURE WARNING LIGHT SWITCH	T10	REVERSING LIGHT SWITCH	T20	BRAKE LIGHT SWITCH
T22	SWITCH CLUTCH CONTROL (CRUISE CONTROL)	T23	SWITCH BRAKE ACTUATION (ENGINE TIMING)	T25	SWITCH CLUTCH CONTROL (ENGINE CONTROL)

Vehicle	alim.	kW	Date	Engine	 S10	 T10	 T20 - T23	 T22 - T25
---------	-------	----	------	--------	---	---	--	---

ENGINE				
1.6 BlueHDi 100	Diesel	73	07/14-07/15	BHY (DV6FD), DV6FD

Engine	Information	S10	T10	T20 - T23	T22 - T25
All engines	no specific info conc. application available, spanner size 22, t.tnr. MA, thread M14x1.5		7.6217		
All engines	COL:grey, no specific info conc. application available, t.tnr. BE4R		7.6218		
Eng. BHY (DV6FD)	-> 31/10/10			7.1213 T20	
All engines	01/11/10 ->			7.1283 T20	
All engines	COL:grey				7.1210 T22

ENGINE				
1.6 BlueHDi 100	Diesel	75	07/14-07/15	DV6FD

Engine	Information	S10	T10	T20 - T23	T22 - T25
All engines	COL:grey		7.6218		7.1210 T22
All engines				7.1283 T20	

ENGINE				
1.6 BlueHDi 115	Diesel	85	10/13-07/15	BHX (DV6FC), DV6FC

Engine	Information	S10	T10	T20 - T23	T22 - T25
All engines	no specific info conc. application available, spanner size 22, t.tnr. MA, thread M14x1.5		7.6217		
All engines	COL:grey, no specific info conc. application available, t.tnr. BE4R		7.6218		
Eng. BHX (DV6FC)	-> 31/10/10			7.1213 T20	
All engines	01/11/10 ->			7.1283 T20	
All engines	COL:grey				7.1210 T22

ENGINE				
1.6 BlueHDi 120	Diesel	88	10/13-07/15	BHZ (DV6FC), DV6FC

Engine	Information	S10	T10	T20 - T23	T22 - T25
All engines	no specific info conc. application available, spanner size 22, t.tnr. MA, thread M14x1.5		7.6217		
All engines	COL:grey, no specific info conc. application available, t.tnr. BE4R		7.6218		
Eng. BHZ (DV6FC)	-> 31/10/10			7.1213 T20	
All engines	01/11/10 ->			7.1283 T20	
All engines	COL:grey				7.1210 T22

ENGINE				
1.6 BlueHDi 75	Diesel	55	03/15-07/15	BHW (DV6FE), DV6FE

Engine	Information	S10	T10	T20 - T23	T22 - T25
Eng. BHW (DV6FE)	no specific info conc. application available		7.6217		
All engines	COL:grey, no specific info conc. application available		7.6218		
Eng. BHW (DV6FE)	-> 31/10/10			7.1213 T20	
All engines	01/11/10 ->			7.1283 T20	
All engines	COL:grey				7.1210 T22

ENGINE				
1.6 HDi 110	Diesel	82	11/09-07/15	9HR (DV6C), DV6C

Engine	Information	S10	T10	T20 - T23	T22 - T25
Eng. DV6C	-> 01/10/10, -> org. 12410, COL:grey, spanner size 21, switch press. 0.5 bar, thread M16x1.5	7.0116			
Eng. 9HR (DV6C)	-> 31/10/10	7.0130			
All engines	-> 01/11/12, -> 15/11/12, -> org. 13156, 01/11/10 ->, org. 12411 ->	7.0199			
All engines	01/12/12 ->, 16/11/12 ->, org. 13157 ->	7.0203			
Eng. 9HR (DV6C)	no specific info conc. application available		7.6217		
All engines	COL:grey, no specific info conc. application available		7.6218		
All engines	+cruise control, -> 01/10/10, -> 31/10/10, -> org. 12410, -cruise control			7.1213 T20	
All engines	+cruise control, 01/11/10 ->, -cruise control, org. 12411 ->			7.1283 T20	
All engines	COL:grey				7.1210 T22

ENGINE				
1.6 HDi 115	Diesel	84	08/12-07/15	9HD (DV6C), 9HL (DV6C), DV6C

Engine	Information	S10	T10	T20 - T23	T22 - T25
Eng. 9HD (DV6C), 9HL (DV6C)	-> 31/10/10	7.0130		7.1213 T20	
All engines	-> 01/11/12, -> 15/11/12, -> org. 13156, 01/11/10 ->	7.0199			
All engines	01/12/12 ->, 16/11/12 ->, org. 13157 ->	7.0203			
Eng. 9HD (DV6C), 9HL (DV6C)	no specific info conc. application available		7.6217		
All engines	COL:grey, no specific info conc. application available		7.6218		
All engines				7.1283 T20	
All engines	01/11/10 ->				7.1210 T22

S10 OIL PRESSURE WARNING LIGHT SWITCH	T10 REVERSING LIGHT SWITCH	T20 BRAKE LIGHT SWITCH
T22 SWITCH CLUTCH CONTROL (CRUISE CONTROL)	T23 SWITCH BRAKE ACTUATION (ENGINE TIMING)	T25 SWITCH CLUTCH CONTROL (ENGINE CONTROL)

Vehicle	alim.	kW	Date	Engine	FUNCTIONS ON THE VEHICLE			
					S10	T10	T20 - T23	T22 - T25

ENGINE				
1.6 HDi 115	Diesel	84	08/12-07/15	9HD (DV6C), 9HL (DV6C), DV6C

Engine	Information	S10	T10	T20 - T23	T22 - T25
All engines	COL:grey				7.1210 T22

ENGINE				
1.6 HDi 115	Diesel	85	10/13-07/15	BHX (DV6FC), DV6FC

Engine	Information	S10	T10	T20 - T23	T22 - T25
All engines	no specific info conc. application available, spanner size 22, t.tnr. MA, thread M14x1.5		7.6217		
All engines	COL:grey, no specific info conc. application available, t.tnr. BE4R		7.6218		
Eng. BHX (DV6FC)	-> 31/10/10			7.1213 T20	
All engines	01/11/10 ->			7.1283 T20	
All engines	COL:grey				7.1210 T22

ENGINE				
1.6 HDi 90	Diesel	68	11/09-07/15	9HP (DV6DTE), DV6DTE

Engine	Information	S10	T10	T20 - T23	T22 - T25
Eng. DV6DTE	-> 01/10/10, ->org. 12410, COL:grey, spanner size 21, switch press. 0.5 bar, thread M16x1.5	7.0116			
Eng. 9HP (DV6DTE)	-> 31/10/10	7.0130			
All engines	-> 01/11/12, -> 6/11/12, ->org. 13156, 01/11/10 ->, org. 12411 ->	7.0199			
All engines	01/12/12 ->, 07/11/12 ->, org. 13157 ->	7.0203			
All engines	no specific info conc. application available, spanner size 22, t.tnr. MA, thread M14x1.5		7.6217		
All engines	COL:grey, no specific info conc. application available, t.tnr. BE4R/STT		7.6218		
All engines	+cruise control, -> 01/10/10, -> 31/10/10, ->org. 12410, -cruise control			7.1213 T20	
All engines	+cruise control, 01/11/10 ->, -cruise control, org. 12411 ->			7.1283 T20	
All engines	COL:grey				7.1210 T22

ENGINE				
1.6 HDi 90	Diesel	69	01/13-07/15	9HP (DV6DTE), DV6DTE

Engine	Information	S10	T10	T20 - T23	T22 - T25
Eng. 9HP (DV6DTE)	-> 31/10/10	7.0130		7.1213 T20	
Eng. 9HP (DV6DTE)	-> 6/11/12, 01/11/10 ->	7.0199			
All engines	07/11/12 ->	7.0203			
All engines	no specific info conc. application available, spanner size 22, t.tnr. MA, thread M14x1.5		7.6217		
All engines	COL:grey, no specific info conc. application available, t.tnr. BE4R/STT		7.6218		
All engines	01/11/10 ->			7.1283 T20	
All engines	COL:grey				7.1210 T22

ENGINE				
1.6 Racing	Petrol	149	02/11-07/15	EP6DTS

Engine	Information	S10	T10	T20 - T23	T22 - T25
All engines	COL:grey, spanner size 21, switch press. 0.5 bar, thread M16x1.5	7.0116			
All engines	COL:grey		7.6218		7.1210 T22
All engines				7.1283 T20	

ENGINE				
1.6 Racing	Petrol	152	02/11-07/15	5FD (EP6DTS), EP6DTS

Engine	Information	S10	T10	T20 - T23	T22 - T25
Eng. EP6DTS	COL:grey, spanner size 21, switch press. 0.5 bar, thread M16x1.5	7.0116			
Eng. 5FD (EP6DTS)		7.0130			
Eng. 5FD (EP6DTS)	no specific info conc. application available		7.6217		
All engines	COL:grey, no specific info conc. application available		7.6218		
Eng. 5FD (EP6DTS)	-> 31/10/10			7.1213 T20	
All engines	01/11/10 ->			7.1283 T20	
All engines	COL:grey				7.1210 T22

ENGINE				
1.6 THP 150	Petrol	110	01/10-07/15	5FN (EP6CDT), 5FX (EP6DT), EP6CDT, EP6DT

Engine	Information	S10	T10	T20 - T23	T22 - T25
Eng. EP6DT	COL:black, COL:grey, spanner size 21, switch press. 0.5 bar, thread M16x1.5	7.0116			
Eng. 5FX (EP6DT)		7.0130			
All engines	no specific info conc. application available, spanner size 22, thread M14x1.5		7.6217		

S10	OIL PRESSURE WARNING LIGHT SWITCH	T10	REVERSING LIGHT SWITCH	T20	BRAKE LIGHT SWITCH
T22	SWITCH CLUTCH CONTROL (CRUISE CONTROL)	T23	SWITCH BRAKE ACTUATION (ENGINE TIMING)	T25	SWITCH CLUTCH CONTROL (ENGINE CONTROL)

Vehicle	alim.	kW	Date	Engine	 S10	 T10	 T20 - T23	 T22 - T25
---------	-------	----	------	--------	---	---	--	---

ENGINE				
1.6 THP 150	Petrol	110	01/10-07/15	5FN (EP6CDT), 5FX (EP6DT), EP6CDT, EP6DT

Engine	Information	S10	T10	T20 - T23	T22 - T25
Eng. 5FN (EP6CDT), 5FX (EP6DT), EP6DT	COL:grey, no specific info conc. application available		7.6218		
Eng. 5FN (EP6CDT), 5FX (EP6DT), EP6DT	+cruise control, -> 01/10/10, -> 31/10/10, -> org. 12410, -cruise control			7.1213 T20	
All engines	+cruise control, 01/11/10 ->, 01/11/11 ->, -cruise control, org. 12411 ->			7.1283 T20	
All engines	COL:grey				7.1210 T22

ENGINE				
1.6 THP 155	Petrol	115	04/10-07/15	5FR (EP6DT), 5FV (EP6CDT), EP6CDT, EP6DT

Engine	Information	S10	T10	T20 - T23	T22 - T25
Eng. EP6DT	COL:grey, spanner size 21, switch press. 0.5 bar, thread M16x1.5	7.0116			
Eng. 5FR (EP6DT)		7.0130			
All engines	no specific info conc. application available, spanner size 22, thread M14x1.5		7.6217		
Eng. 5FR (EP6DT), 5FV (EP6CDT), EP6DT	COL:grey, no specific info conc. application available		7.6218		
Eng. 5FR (EP6DT), 5FV (EP6CDT)	-> 31/10/10			7.1213 T20	
All engines	01/11/10 ->			7.1283 T20	
All engines	COL:grey, LHD				7.1210 T22

ENGINE				
1.6 THP 165	Petrol	120	02/15-07/15	EP6FTM

Engine	Information	S10	T10	T20 - T23	T22 - T25
All engines	spanner size 22, thread M14x1.5		7.6217		
All engines	COL:grey, LHD				7.1210 T22

ENGINE				
1.6 THP 165	Petrol	121	10/14-07/15	5GZ (EP6FDT), EP6FDT

Engine	Information	S10	T10	T20 - T23	T22 - T25
Eng. 5GZ (EP6FDT)	no specific info conc. application available		7.6217		
All engines	COL:grey, no specific info conc. application available		7.6218		
Eng. 5GZ (EP6FDT)	-> 31/10/10			7.1213 T20	
All engines	01/11/10 ->			7.1283 T20	
All engines	COL:grey				7.1210 T22

ENGINE				
1.6 THP Racing	Petrol	152	02/11-07/15	EP6DTS

Engine	Information	S10	T10	T20 - T23	T22 - T25
All engines	COL:grey, spanner size 21, switch press. 0.5 bar, thread M16x1.5	7.0116			
All engines	COL:grey		7.6218		7.1210 T22
All engines				7.1283 T20	

ENGINE				
1.6 VTi 120	Petrol	88	04/10-07/15	5FS (EP6C), EP6C

Engine	Information	S10	T10	T20 - T23	T22 - T25
All engines	no specific info conc. application available, spanner size 22, t.tnr. MA, thread M14x1.5		7.6217		
All engines	COL:grey, no specific info conc. application available, t.tnr. BE4R/STT		7.6218		
All engines	+cruise control, -> 01/10/10, -> 31/10/10, -> org. 12410, -cruise control			7.1213 T20	
All engines	+cruise control, 01/11/10 ->, 01/11/11 ->, -cruise control, org. 12411 ->			7.1283 T20	
All engines	COL:grey				7.1210 T22



DS4

ENGINE				
1.2 THP 130	Petrol	96	07/14-07/15	EB2DTS, HNY (EB2DTS)

Engine	Information	S10	T10	T20 - T23	T22 - T25
All engines	no specific info conc. application available, spanner size 22, t.tnr. ML6CL, thread M14x1.5		7.6217		
All engines	COL:grey, no specific info conc. application available, t.tnr. MC/STT		7.6218		
All engines				7.1283 T20	
All engines	COL:grey				7.1210 T22

S10 OIL PRESSURE WARNING LIGHT SWITCH	T10 REVERSING LIGHT SWITCH	T20 BRAKE LIGHT SWITCH
T22 SWITCH CLUTCH CONTROL (CRUISE CONTROL)	T23 SWITCH BRAKE ACTUATION (ENGINE TIMING)	T25 SWITCH CLUTCH CONTROL (ENGINE CONTROL)

FUNCTIONS ON THE VEHICLE

Vehicle	alim.	kW	Date	Engine	 S10	 T10	 T20 - T23	 T22 - T25
---------	-------	----	------	--------	---	---	--	---

				ENGINE
1.6 BlueHDi 115	Diesel	85	07/14-07/15	BHX (DV6FC), DV6FC

Engine	Information	S10	T10	T20 - T23	T22 - T25
Eng. BHX (DV6FC)	no specific info conc. application available		7.6217		
All engines	COL:grey, no specific info conc. application available		7.6218		
All engines				7.1283 T20	
Eng. BHX (DV6FC)					7.1210 T22

				ENGINE
1.6 BlueHDi 120	Diesel	88	07/14-07/15	BHZ (DV6FC), DV6FC

Engine	Information	S10	T10	T20 - T23	T22 - T25
All engines	no specific info conc. application available, spanner size 22, t.tnr. ML6CL, thread M14x1.5		7.6217		
All engines	COL:grey, no specific info conc. application available, t.tnr. MC/STT		7.6218		
All engines				7.1283 T20	
All engines	COL:grey				7.1210 T22

				ENGINE
1.6 HDi 110	Diesel	82	04/11-07/15	9HR (DV6C), DV6C

Engine	Information	S10	T10	T20 - T23	T22 - T25
Eng. DV6C	COL:grey, spanner size 21, -start-stop function, switch press. 0.5 bar, thread M16x1.5	7.0116			
Eng. 9HR (DV6C)	-start-stop function	7.0130			
All engines	+start-stop function, -> 01/11/12, -> 18/11/12	7.0199			
All engines	+start-stop function, 01/12/12 ->, 18/11/12 ->	7.0203			
All engines	no specific info conc. application available, spanner size 22, t.tnr. ML6CL, thread M14x1.5		7.6217		
All engines	COL:grey, no specific info conc. application available, t.tnr. MC/STT		7.6218		
All engines				7.1283 T20	
All engines	COL:grey				7.1210 T22

				ENGINE
1.6 HDi 115	Diesel	84	08/12-07/15	9HD (DV6C), 9HL (DV6C), DV6C

Engine	Information	S10	T10	T20 - T23	T22 - T25
Eng. DV6C	COL:grey, spanner size 21, -start-stop function, switch press. 0.5 bar, thread M16x1.5	7.0116			
Eng. 9HD (DV6C), 9HL (DV6C)	-start-stop function	7.0130			
All engines	+start-stop function, -> 01/11/12, -> 18/11/12, -> org. 13160	7.0199			
All engines	+start-stop function, 01/12/12 ->, 18/11/12 ->, org. 13161 ->	7.0203			
All engines	no specific info conc. application available, spanner size 22, t.tnr. ML6CL, thread M14x1.5		7.6217		
All engines	COL:grey, no specific info conc. application available, t.tnr. MC/STT		7.6218		
All engines				7.1283 T20	
All engines	COL:grey				7.1210 T22

				ENGINE
1.6 HDi 90	Diesel	68	05/11-07/15	9HP (DV6DTED), DV6DTED

Engine	Information	S10	T10	T20 - T23	T22 - T25
Eng. DV6DTED	COL:grey, spanner size 21, -start-stop function, switch press. 0.5 bar, thread M16x1.5	7.0116			
Eng. 9HP (DV6DTED)	-start-stop function	7.0130			
All engines	+start-stop function	7.0199			
Eng. 9HP (DV6DTED)	no specific info conc. application available		7.6217		
All engines	COL:grey, no specific info conc. application available		7.6218		
All engines				7.1283 T20	
All engines	COL:grey				7.1210 T22



				ENGINE
1.6 THP 150	Petrol	110	04/11-07/15	EP6CDT MD

Engine	Information	S10	T10	T20 - T23	T22 - T25
All engines	spanner size 22, t.tnr. ML6CL, thread M14x1.5		7.6217		
All engines	COL:grey, t.tnr. MC/STT		7.6218		
All engines				7.1283 T20	
All engines	COL:grey				7.1210 T22

				ENGINE
1.6 THP 155	Petrol	115	04/11-07/15	5FV (EP6CDT), EP6CDT

Engine	Information	S10	T10	T20 - T23	T22 - T25
Eng. 5FV (EP6CDT)	no specific info conc. application available		7.6217, 7.6218		

S10 OIL PRESSURE WARNING LIGHT SWITCH	T10 REVERSING LIGHT SWITCH	T20 BRAKE LIGHT SWITCH
T22 SWITCH CLUTCH CONTROL (CRUISE CONTROL)	T23 SWITCH BRAKE ACTUATION (ENGINE TIMING)	T25 SWITCH CLUTCH CONTROL (ENGINE CONTROL)

Vehicle	alim.	kW	Date	Engine	 S10	 T10	 T20 - T23	 T22 - T25
---------	-------	----	------	--------	---	---	--	---

ENGINE				
1.6 THP 155	Petrol	115	04/11-07/15	5FV (EP6CDT), EP6CDT

Engine	Information	S10	T10	T20 - T23	T22 - T25
All engines				7.1283 T20	
Eng. 5FV (EP6CDT)					7.1210 T22

ENGINE				
1.6 THP 160	Petrol	120	04/12-07/15	5FM (EP6DT), EP6CDT M

Engine	Information	S10	T10	T20 - T23	T22 - T25
Eng. 5FM (EP6DT)	no specific info conc. application available		7.6217, 7.6218		
All engines				7.1283 T20	
Eng. 5FM (EP6DT)					7.1210 T22

ENGINE				
1.6 THP 165	Petrol	121	01/12-07/15	5FM (EP6DT), 5GZ (EP6FDT), EP6CDT M, EP6FDT

Engine	Information	S10	T10	T20 - T23	T22 - T25
Eng. 5FM (EP6DT), 5GZ (EP6FDT)	no specific info conc. application available		7.6217, 7.6218		
All engines				7.1283 T20	
Eng. 5FM (EP6DT), 5GZ (EP6FDT)					7.1210 T22

ENGINE				
1.6 THP 200	Petrol	147	04/11-07/15	5FU (EP6DTX), EP6CDTX

Engine	Information	S10	T10	T20 - T23	T22 - T25
All engines	no specific info conc. application available, spanner size 22, t.tnr. M14x1.5		7.6217		
All engines	COL:grey, no specific info conc. application available, t.tnr. MC/STT		7.6218		
All engines				7.1283 T20	
All engines	COL:grey				7.1210 T22

ENGINE				
1.6 THP 210	Petrol	155	07/15-07/15	5GM (EP6FTX)

Engine	Information	S10	T10	T20 - T23	T22 - T25
All engines	no specific info conc. application available		7.6217, 7.6218		
All engines				7.1283 T20	7.1210 T22

ENGINE				
1.6 VTi 120	Petrol	88	04/11-07/15	5FS (EP6C), EP6C

Engine	Information	S10	T10	T20 - T23	T22 - T25
Eng. 5FS (EP6C)	no specific info conc. application available		7.6217		
All engines	COL:grey, no specific info conc. application available		7.6218		
All engines				7.1283 T20	
All engines	COL:grey				7.1210 T22

ENGINE				
2.0 BlueHDi 150	Diesel	110	07/14-07/15	AHX (DW10FD), DW10FD

Engine	Information	S10	T10	T20 - T23	T22 - T25
All engines	no specific info conc. application available, spanner size 22, t.tnr. M14x1.5		7.6217		
All engines	COL:grey, no specific info conc. application available, t.tnr. MC/STT		7.6218		
All engines				7.1283 T20	
All engines	COL:grey				7.1210 T22

ENGINE				
2.0 BlueHDi 150 Hybrid	Diesel/ Electro	110	07/14-07/15	AHR (DW10FD)

Engine	Information	S10	T10	T20 - T23	T22 - T25
All engines	no specific info conc. application available		7.6217, 7.6218		
All engines				7.1283 T20	7.1210 T22

ENGINE				
2.0 BlueHDi 180	Diesel	133	07/14-07/15	AHW (DW10FC), DW10FC

Engine	Information	S10	T10	T20 - T23	T22 - T25
Eng. AHW (DW10FC)	no specific info conc. application available		7.6217, 7.6218		
All engines				7.1283 T20	
Eng. AHW (DW10FC)					7.1210 T22

S10 OIL PRESSURE WARNING LIGHT SWITCH	T10 REVERSING LIGHT SWITCH	T20 BRAKE LIGHT SWITCH
T22 SWITCH CLUTCH CONTROL (CRUISE CONTROL)	T23 SWITCH BRAKE ACTUATION (ENGINE TIMING)	T25 SWITCH CLUTCH CONTROL (ENGINE CONTROL)

FUNCTIONS ON THE VEHICLE

Vehicle	alim.	kW	Date	Engine	 S10	 T10	 T20 - T23	 T22 - T25
---------	-------	----	------	--------	---	---	--	---

ENGINE				
2.0 HDi / BlueHDi 135	Diesel	100	09/11-07/15	AHS (DW10FD), AHV (DW10FD), DW10CB, RHD (DW10CTED4), RHE (DW10CTED4)

Engine	Information	S10	T10	T20 - T23	T22 - T25
Eng. DW10CB	COL:grey, spanner size 21, switch press. 0.5 bar, thread M16x1.5	7.0116			
Eng. RHD (DW10CTED4), RHE (DW10CTED4)		7.0130			
All engines	no specific info conc. application available, spanner size 22, t.tnr. ML6CL, thread M14x1.5		7.6217		
All engines	COL:grey, no specific info conc. application available, t.tnr. MC/STT		7.6218		
All engines				7.1283 T20	
All engines	COL:grey				7.1210 T22

ENGINE				
2.0 HDi 165	Diesel	120	04/11-07/15	DW10CTED4, RHH (DW10CTED4)

Engine	Information	S10	T10	T20 - T23	T22 - T25
Eng. DW10CTED4	COL:grey, spanner size 21, switch press. 0.5 bar, thread M16x1.5	7.0116			
Eng. RHH (DW10CTED4)		7.0130			
All engines	no specific info conc. application available, spanner size 22, t.tnr. ML6CL, thread M14x1.5		7.6217		
All engines	COL:grey, no specific info conc. application available, t.tnr. MC/STT		7.6218		
All engines				7.1283 T20	
All engines	COL:grey				7.1210 T22

ENGINE				
1.6 BlueHDi 120	Diesel	88	07/14-07/15	DV6FC

Engine	Information	S10	T10	T20 - T23	T22 - T25
All engines	spanner size 22, t.tnr. ML6CL, thread M14x1.5		7.6217		
All engines	COL:grey, t.tnr. STT/B6		7.6218		
All engines				7.1283 T20	
All engines	RHD				7.1210 T22

ENGINE				
1.6 HDi	Diesel	85	11/13-07/15	DV6FC

Engine	Information	S10	T10	T20 - T23	T22 - T25
All engines	spanner size 22, thread M14x1.5		7.6217		
All engines				7.1283 T20	

ENGINE				
1.6 HDi 110	Diesel	82	11/11-07/15	9HR (DV6C), DV6C

Engine	Information	S10	T10	T20 - T23	T22 - T25
All engines	-> 13/11/12	7.0199			
Eng. 9HR (DV6C)	14/11/12 ->	7.0203			
All engines	no specific info conc. application available, spanner size 22, thread M14x1.5		7.6217		
Eng. 9HR (DV6C)	no specific info conc. application available		7.6218		
All engines				7.1283 T20	
Eng. 9HR (DV6C)	RHD				7.1210 T22
Eng. DV6C	RHD				7.1210 T25

ENGINE				
1.6 HDi 115	Diesel	84	06/12-07/15	DV6C, DV6FC

Engine	Information	S10	T10	T20 - T23	T22 - T25
Eng. DV6C	-> 01/11/12	7.0199			
Eng. DV6C	01/12/12 ->	7.0203			
All engines	spanner size 22, t.tnr. ML6C, thread M14x1.5		7.6217		
All engines	COL:grey, t.tnr. SST/B6		7.6218		
All engines				7.1283 T20	
All engines	RHD				7.1210 T22

ENGINE				
1.6 THP 150	Petrol	110	11/11-07/15	EP6CDT MD

Engine	Information	S10	T10	T20 - T23	T22 - T25
All engines				7.1283 T20	

S10 OIL PRESSURE WARNING LIGHT SWITCH	T10 REVERSING LIGHT SWITCH	T20 BRAKE LIGHT SWITCH
T22 SWITCH CLUTCH CONTROL (CRUISE CONTROL)	T23 SWITCH BRAKE ACTUATION (ENGINE TIMING)	T25 SWITCH CLUTCH CONTROL (ENGINE CONTROL)

Vehicle	alim.	kW	Date	Engine	 S10	 T10	 T20 - T23	 T22 - T25
---------	-------	----	------	--------	---	---	--	---

ENGINE				
1.6 THP 155	Petrol	115	11/11-07/15	5FV (EP6CDT), EP6CDT

Engine	Information	S10	T10	T20 - T23	T22 - T25
Eng. 5FV (EP6CDT)	no specific info conc. application available		7.6217, 7.6218		
All engines				7.1283 T20	
Eng. 5FV (EP6CDT)	RHD				7.1210 T22

ENGINE				
1.6 THP 165	Petrol	121	01/12-07/15	5FM (EP6DT), 5GZ (EP6FDT), EP6CDT MD

Engine	Information	S10	T10	T20 - T23	T22 - T25
Eng. 5FM (EP6DT), 5GZ (EP6FDT)	no specific info conc. application available		7.6217, 7.6218		
All engines				7.1283 T20	
Eng. 5FM (EP6DT), 5GZ (EP6FDT)	RHD				7.1210 T22

ENGINE				
1.6 THP 165 Hybrid	Petrol/ Electro	121	06/12-07/15	5GZ (EP6FDT), EP6FDT

Engine	Information	S10	T10	T20 - T23	T22 - T25
Eng. 5GZ (EP6FDT)	no specific info conc. application available		7.6217, 7.6218		
All engines				7.1283 T20	
Eng. 5GZ (EP6FDT)	RHD				7.1210 T22

ENGINE				
1.6 THP 200	Petrol	147	11/11-07/15	5FU (EP6DTX), EP6CDTX

Engine	Information	S10	T10	T20 - T23	T22 - T25
All engines	no specific info conc. application available, spanner size 22, thread M14x1.5		7.6217		
Eng. 5FU (EP6DTX)	no specific info conc. application available		7.6218		
All engines				7.1283 T20	
Eng. 5FU (EP6DTX)	RHD				7.1210 T22
Eng. EP6CDTX	RHD				7.1210 T25

ENGINE				
1.6 THP 210	Petrol	155	11/14-07/15	5GM (EP6FTX)

Engine	Information	S10	T10	T20 - T23	T22 - T25
All engines	no specific info conc. application available		7.6217, 7.6218		
All engines				7.1283 T20	
All engines	RHD				7.1210 T22

ENGINE				
2.0 BlueHdi 135 Hybrid	Diesel/ Electro	100	11/11-07/15	AHS (DW10FD)

Engine	Information	S10	T10	T20 - T23	T22 - T25
All engines	no specific info conc. application available		7.6217, 7.6218		
All engines				7.1283 T20	
All engines	RHD				7.1210 T22

ENGINE				
2.0 BlueHdi 150	Diesel	110	07/14-07/15	DW10FD

Engine	Information	S10	T10	T20 - T23	T22 - T25
All engines	spanner size 22, thread M14x1.5		7.6217		
All engines				7.1283 T20	

ENGINE				
2.0 BlueHdi 180	Diesel	133	08/13-07/15	AHW (DW10FC), DW10FC

Engine	Information	S10	T10	T20 - T23	T22 - T25
Eng. AHW (DW10FC)	no specific info conc. application available		7.6217, 7.6218		
All engines				7.1283 T20	
Eng. AHW (DW10FC)	RHD				7.1210 T22

ENGINE				
2.0 Hdi 135	Diesel	100	11/11-07/15	DW10CBDTR, RHD (DW10CB)

Engine	Information	S10	T10	T20 - T23	T22 - T25
Eng. DW10CBDTR	COL:grey, spanner size 21, switch press. 0.5 bar, thread M16x1.5	7.0116			
Eng. RHD (DW10CB)		7.0130			
Eng. RHD (DW10CB)	no specific info conc. application available		7.6217, 7.6218		

S10 OIL PRESSURE WARNING LIGHT SWITCH	T10 REVERSING LIGHT SWITCH	T20 BRAKE LIGHT SWITCH
T22 SWITCH CLUTCH CONTROL (CRUISE CONTROL)	T23 SWITCH BRAKE ACTUATION (ENGINE TIMING)	T25 SWITCH CLUTCH CONTROL (ENGINE CONTROL)

FUNCTIONS ON THE VEHICLE

Vehicle	alim.	kW	Date	Engine	 S10	 T10	 T20 - T23	 T22 - T25
---------	-------	----	------	--------	---	---	--	---

ENGINE				
2.0 HDi 135	Diesel	100	11/11-07/15	DW10CBDTR, RHD (DW10CB)

Engine	Information	S10	T10	T20 - T23	T22 - T25
All engines				7.1283 T20	
Eng. RHD (DW10CB)	RHD				7.1210 T22

ENGINE				
2.0 HDi 150 Hybrid	Diesel/ Electro	110	11/11-07/15	AHX (DW10FD)

Engine	Information	S10	T10	T20 - T23	T22 - T25
All engines	no specific info conc. application available		7.6217, 7.6218		
All engines				7.1283 T20	
All engines	RHD				7.1210 T22

ENGINE				
2.0 HDi 165	Diesel	120	11/11-07/15	DW10CTED4, RHH (DW10CTED4)

Engine	Information	S10	T10	T20 - T23	T22 - T25
Eng. DW10CTED4	COL:grey, spanner size 21, switch press. 0.5 bar, thread M16x1.5	7.0116			
Eng. RHH (DW10CTED4)		7.0130			
All engines	no specific info conc. application available, spanner size 22, thread M14x1.5		7.6217		
Eng. RHH (DW10CTED4)	no specific info conc. application available		7.6218		
All engines				7.1283 T20	
Eng. RHH (DW10CTED4)	RHD				7.1210 T22
Eng. DW10CTED4	RHD				7.1210 T25

ENGINE				
2.0 HDi 165 Hybrid4 4x4	Diesel/ Electro	120	12/11-07/15	DW10CTED4, RHC (DW10CTED4)

Engine	Information	S10	T10	T20 - T23	T22 - T25
Eng. DW10CTED4	COL:grey, spanner size 21, switch press. 0.5 bar, thread M16x1.5	7.0116			
Eng. RHC (DW10CTED4)		7.0130			
All engines	no specific info conc. application available, spanner size 22, thread M14x1.5		7.6217		
Eng. RHC (DW10CTED4)	no specific info conc. application available		7.6218		
All engines				7.1283 T20	
Eng. RHC (DW10CTED4)	RHD				7.1210 T22
Eng. DW10CTED4	RHD				7.1210 T25

ENGINE				
2.0 HDi 200 Hybrid4	Diesel/ Electro	147	12/11-07/15	DW10CTED4

Engine	Information	S10	T10	T20 - T23	T22 - T25
All engines	COL:grey, spanner size 21, switch press. 0.5 bar, thread M16x1.5	7.0116			
All engines	spanner size 22, thread M14x1.5		7.6217		
All engines				7.1283 T20	
All engines	RHD				7.1210 T25

DYANE

ENGINE				
4	Petrol	17	04/68-07/75	A79/1 (AYA2)

Engine	Information	S10	T10	T20 - T23	T22 - T25
All engines		7.0020		7.1010 T20	

EVASION

ENGINE				
1.8	Petrol	73	05/97-07/02	LFZ (XU7JP), XU7JP

Engine	Information	S10	T10	T20 - T23	T22 - T25
All engines	-> 03/05/98, COL:black, COL:grey, spanner size 21, switch press. 0.5 bar, thread M16x1.5	7.0116			
Eng. LFZ (XU7JP)	04/05/98 ->	7.0130			
Eng. XU7JP	COL:white, spanner size 22MM, t.tnr. ME, thread M14x1.5		7.6099		
All engines	-> 28/11/99, COL:white, spanner size 22, t.tnr. BE3/BE3R, thread M14x1.5		7.6108		
All engines	29/11/99 ->, COL:grey, t.tnr. BE4R		7.6218		
Eng. LFZ (XU7JP)	with control switch			7.1187 T20	
All engines				7.1217 T20	

S10	OIL PRESSURE WARNING LIGHT SWITCH	T10	REVERSING LIGHT SWITCH	T20	BRAKE LIGHT SWITCH
T22	SWITCH CLUTCH CONTROL (CRUISE CONTROL)	T23	SWITCH BRAKE ACTUATION (ENGINE TIMING)	T25	SWITCH CLUTCH CONTROL (ENGINE CONTROL)

Vehicle	alim.	kW	Date	Engine	 S10	 T10	 T20 - T23	 T22 - T25
---------	-------	----	------	--------	---	---	--	---

ENGINE				
1.8	Petrol	76	02/96-12/96	XU7JP

Engine	Information	S10	T10	T20 - T23	T22 - T25
All engines	COL:black, spanner size 21, switch press. 0.5 bar, thread M16x1.5	7.0116			
All engines	COL:white, spanner size 22MM, t.tnr. ME, thread M14x1.5		7.6099		
All engines	COL:white, spanner size 22, t.tnr. BE3/BE3R, thread M14x1.5		7.6108		
All engines	COL:grey, t.tnr. BE4R		7.6218		
All engines				7.1217 T20	

ENGINE				
1.9 TD	Diesel	66	11/94-07/02	D8B (XUD9TF), DHX (XUD9TF/BTF), XUD9TE

Engine	Information	S10	T10	T20 - T23	T22 - T25
All engines	-> 03/05/98, COL:black, COL:grey, spanner size 21, switch press. 0.5 bar, thread M16x1.5	7.0116			
Eng. D8B (XUD9TF), DHX (XUD9TF/BTF)	04/05/98 ->	7.0130			
All engines	-> 28/11/99, COL:white, spanner size 22MM, t.tnr. ME, thread M14x1.5		7.6099		
Eng. XUD9TE	COL:white, spanner size 22, t.tnr. BE3/BE3R, thread M14x1.5		7.6108		
Eng. D8B (XUD9TF), DHX (XUD9TF/BTF)	29/11/99 ->		7.6217		
Eng. XUD9TE	COL:grey, t.tnr. BE4R		7.6218		
Eng. D8B (XUD9TF), DHX (XUD9TF/BTF)	with control switch			7.1187 T20	
All engines				7.1217 T20	
Eng. D8B (XUD9TF), DHX (XUD9TF/BTF)	+cruise control, t.tnr. ML5T				7.1132 T22
Eng. XUD9TE					7.1187 T22

ENGINE				
1.9 TD	Diesel	68	10/95-12/98	D8B (XUD9TF), XUD9TE

Engine	Information	S10	T10	T20 - T23	T22 - T25
All engines	-> 03/05/98, COL:black, COL:grey, spanner size 21, switch press. 0.5 bar, thread M16x1.5	7.0116			
Eng. D8B (XUD9TF)	04/05/98 ->	7.0130			
All engines	-> 28/11/99, COL:white, spanner size 22MM, t.tnr. ME, thread M14x1.5		7.6099		
Eng. XUD9TE	COL:white, spanner size 22, t.tnr. BE3/BE3R, thread M14x1.5		7.6108		
Eng. D8B (XUD9TF)	29/11/99 ->		7.6217		
Eng. XUD9TE	COL:grey, t.tnr. BE4R		7.6218		
Eng. D8B (XUD9TF)	with control switch			7.1187 T20	
All engines				7.1217 T20	
Eng. D8B (XUD9TF)	+cruise control, t.tnr. ML5T				7.1132 T22

ENGINE				
2.0	Petrol	89	06/94-07/02	RFU (XU10J2/C), XU10J2

Engine	Information	S10	T10	T20 - T23	T22 - T25
All engines	-> 03/05/98, COL:black, COL:grey, spanner size 21, switch press. 0.5 bar, thread M16x1.5	7.0116			
Eng. RFU (XU10J2/C)	04/05/98 ->	7.0130			
All engines	-> 28/11/99, COL:white, spanner size 22, t.tnr. BE3/BE3R, thread M14x1.5		7.6108		
All engines	29/11/99 ->, COL:grey, t.tnr. BE4R		7.6218		
Eng. RFU (XU10J2/C)	with control switch			7.1187 T20	
All engines				7.1217 T20	

ENGINE				
2.0 16V	Petrol	100	05/00-07/02	EW10J4, RFN (EW10J4)

Engine	Information	S10	T10	T20 - T23	T22 - T25
Eng. EW10J4	COL:black, COL:grey, spanner size 21, switch press. 0.5 bar, thread M16x1.5	7.0116			
Eng. RFN (EW10J4)		7.0130			
Eng. EW10J4	COL:white, spanner size 22MM, t.tnr. ME, thread M14x1.5		7.6099		
Eng. EW10J4	COL:white, spanner size 22, t.tnr. BE3/BE3R, thread M14x1.5		7.6108		
All engines	COL:grey, t.tnr. BE4R		7.6218		
Eng. RFN (EW10J4)	with control switch			7.1187 T20	
All engines				7.1217 T20	

S10 OIL PRESSURE WARNING LIGHT SWITCH	T10 REVERSING LIGHT SWITCH	T20 BRAKE LIGHT SWITCH
T22 SWITCH CLUTCH CONTROL (CRUISE CONTROL)	T23 SWITCH BRAKE ACTUATION (ENGINE TIMING)	T25 SWITCH CLUTCH CONTROL (ENGINE CONTROL)

FUNCTIONS ON THE VEHICLE

Vehicle	alim.	kW	Date	Engine	 S10	 T10	 T20 - T23	 T22 - T25
---------	-------	----	------	--------	---	---	--	---

ENGINE
2.0 16V Petrol 97 05/98-04/00 RFV (XU10J4R), XU10J4R

Engine	Information	S10	T10	T20 - T23	T22 - T25
Eng. XU10J4R	COL:black, COL:grey, spanner size 21, switch press. 0.5 bar, thread M16x1.5	7.0116			
Eng. RFV (XU10J4R)		7.0130			
All engines	-> 28/11/99, COL:white, man., spanner size 22MM, t.tnr. ME, thread M14x1.5		7.6099		
Eng. XU10J4R	COL:white, spanner size 22, t.tnr. BE3/BE3R, thread M14x1.5		7.6108		
Eng. RFV (XU10J4R)	29/11/99 ->		7.6217		
Eng. XU10J4R	COL:grey, t.tnr. BE4R		7.6218		
Eng. RFV (XU10J4R)	with control switch			7.1187	T20
All engines				7.1217	T20
Eng. RFV (XU10J4R)	+cruise control				7.1132 T22

ENGINE
2.0 HDI Diesel 80 08/99-07/02 DW10ATED, RHZ (DW10ATED)

Engine	Information	S10	T10	T20 - T23	T22 - T25
Eng. DW10ATED	COL:black, COL:grey, spanner size 21, switch press. 0.5 bar, thread M16x1.5	7.0116			
Eng. RHZ (DW10ATED)		7.0130			7.1192 T22
All engines	-> 01/12/99, -> 28/11/99, COL:white, spanner size 22MM, thread M14x1.5		7.6099		
All engines	01/01/00 ->, 29/11/99 ->, spanner size 22, thread M14x1.5		7.6217		
Eng. RHZ (DW10ATED)	with control switch			7.1187	T20
All engines				7.1217	T20

ENGINE
2.0 HDI Diesel 81 08/99-07/02 DW10ATED

Engine	Information	S10	T10	T20 - T23	T22 - T25
All engines	COL:black, COL:grey, spanner size 21, switch press. 0.5 bar, thread M16x1.5	7.0116			
All engines	spanner size 22, thread M14x1.5		7.6217		
All engines				7.1217	T20

ENGINE
2.0 HDI 16V Diesel 80 09/99-07/02 DW10ATED4, RHW (DW10ATED4)

Engine	Information	S10	T10	T20 - T23	T22 - T25
Eng. DW10ATED4	COL:black, COL:grey, spanner size 21, switch press. 0.5 bar, thread M16x1.5	7.0116			
Eng. RHW (DW10ATED4)		7.0130			7.1192 T22
Eng. RHW (DW10ATED4)	-> 28/11/99		7.6099		
Eng. DW10ATED4	COL:white, spanner size 22, t.tnr. BE3/BE3R, thread M14x1.5		7.6108		
All engines	29/11/99 ->, spanner size 22, t.tnr. ME, thread M14x1.5		7.6217		
Eng. RHW (DW10ATED4)	with control switch			7.1187	T20
All engines				7.1217	T20


ENGINE
2.0 TD Diesel 68 05/97-07/02 --

Engine	Information	S10	T10	T20 - T23	T22 - T25
All engines	with control switch			7.1187	T20
All engines				7.1217	T20

ENGINE
2.0 Turbo C.T. Petrol 108 06/94-07/02 RGX (XU10J2TE), XU10J2TE

Engine	Information	S10	T10	T20 - T23	T22 - T25
All engines	-> 03/05/98, COL:black, COL:grey, spanner size 21, switch press. 0.5 bar, thread M16x1.5	7.0116			
Eng. RGX (XU10J2TE)	04/05/98 ->	7.0130			
Eng. RGX (XU10J2TE)	-> 28/11/99		7.6099		
Eng. XU10J2TE	COL:white, spanner size 22, t.tnr. BE3/BE3R, thread M14x1.5		7.6108		
Eng. RGX (XU10J2TE)	29/11/99 ->		7.6217		
Eng. XU10J2TE	COL:grey, t.tnr. BE4R		7.6218		
Eng. RGX (XU10J2TE)	with control switch			7.1187	T20
All engines				7.1217	T20
Eng. RGX (XU10J2TE)	+cruise control, t.tnr. ML5T				7.1132 T22

S10 OIL PRESSURE WARNING LIGHT SWITCH	T10 REVERSING LIGHT SWITCH	T20 BRAKE LIGHT SWITCH
T22 SWITCH CLUTCH CONTROL (CRUISE CONTROL)	T23 SWITCH BRAKE ACTUATION (ENGINE TIMING)	T25 SWITCH CLUTCH CONTROL (ENGINE CONTROL)

Vehicle	alim.	kW	Date	Engine	 S10	 T10	 T20 - T23	 T22 - T25
---------	-------	----	------	--------	---	---	--	---

				ENGINE
2.1 TD	Diesel	80	05/96-07/02	P8C (XUD11BTE), XU-D11BTE

Engine	Information	S10	T10	T20 - T23	T22 - T25
All engines	COL:black, COL:grey, spanner size 21, switch press. 0.5 bar, thread M16x1.5	7.0116			
All engines	-> 28/11/99, COL:white, spanner size 22MM, t.tnr. ME, thread M14x1.5		7.6099		
Eng. XUD11BTE	COL:white, spanner size 22, t.tnr. BE3/BE3R, thread M14x1.5		7.6108		
Eng. P8C (XUD11BTE)	29/11/99 ->		7.6217		
Eng. XUD11BTE	COL:grey, t.tnr. BE4R		7.6218		
Eng. P8C (XUD11BTE)	with control switch			7.1187 T20	
All engines				7.1217 T20	
Eng. P8C (XUD11BTE)	+cruise control				7.1132 T22

				ENGINE
1.2 PureTech 130	Petrol	96	04/18->	EB2ADTS, EB2DTS

Engine	Information	S10	T10	T20 - T23	T22 - T25
All engines	COL:grey		7.6218		7.1210 T22
All engines	-> 01/04/18, ->org. 15147			7.1283 T20	

				ENGINE
1.5 BlueHdi 130	Diesel	96	05/18->	DV5RC

Engine	Information	S10	T10	T20 - T23	T22 - T25
All engines	spanner size 22, thread M14x1.5		7.6217		
All engines	COL:grey				7.1210 T22

				ENGINE
1.6 BlueHdi 100	Diesel	73	04/18->	DV6FD

Engine	Information	S10	T10	T20 - T23	T22 - T25
All engines	COL:grey		7.6218		7.1210 T22
All engines	-> 01/04/18, ->org. 15147			7.1283 T20	

				ENGINE
1.6 BlueHdi 120	Diesel	88	04/18->	DV6FC

Engine	Information	S10	T10	T20 - T23	T22 - T25
All engines	spanner size 22, thread M14x1.5		7.6217		
All engines	-> 01/04/18, ->org. 15147			7.1283 T20	
All engines	COL:grey				7.1210 T22

				ENGINE
1.6 THP 165	Petrol	121	04/18->	EP6FDT

Engine	Information	S10	T10	T20 - T23	T22 - T25
All engines	-> 01/04/18, ->org. 15147			7.1283 T20	

				ENGINE
2.0 BlueHdi 150	Diesel	110	04/18->	DW10FD

Engine	Information	S10	T10	T20 - T23	T22 - T25
All engines	COL:grey		7.6218		7.1210 T22
All engines	-> 01/04/18, ->org. 15147			7.1283 T20	

				ENGINE
A 1.3	Petrol	48	07/78-07/86	G13/625

Engine	Information	S10	T10	T20 - T23	T22 - T25
All engines				7.1010 T20	



JUMPER I

				ENGINE
1.9 D	Diesel	51	02/94-04/02	D9B (XUD9A/U)

Engine	Information	S10	T10	T20 - T23	T22 - T25
All engines	see connection type	7.0116, 7.0130			
All engines			7.6099		
All engines	->VET. 15029100, LHD			7.1066 T20	
All engines	->VET. 15741637, LHD, VET. 15029101 ->			7.1068 T20	
All engines	LHD, VET. 15741638 ->			7.1108 T20	
All engines	RHD			7.1147 T20	

S10	OIL PRESSURE WARNING LIGHT SWITCH	T10	REVERSING LIGHT SWITCH	T20	BRAKE LIGHT SWITCH
T22	SWITCH CLUTCH CONTROL (CRUISE CONTROL)	T23	SWITCH BRAKE ACTUATION (ENGINE TIMING)	T25	SWITCH CLUTCH CONTROL (ENGINE CONTROL)

FUNCTIONS ON THE VEHICLE

Vehicle	alim.	kW	Date	Engine	 S10	 T10	 T20 - T23	 T22 - T25
---------	-------	----	------	--------	---	---	--	---

				ENGINE
1.9 D	Diesel	65	02/94-04/02	XUD9TE

Engine	Information	S10	T10	T20 - T23	T22 - T25
All engines	see connection type	7.0116, 7.0130			
All engines	-> 04/06/00		7.6099		
All engines	05/06/00 ->		7.6217		
All engines	->VET. 15029100, LHD			7.1066	T20
All engines	->VET. 15741637, LHD, VET. 15029101 ->			7.1068	T20
All engines	LHD, VET. 15741638 ->			7.1108	T20
All engines	RHD			7.1147	T20

				ENGINE
1.9 TD	Diesel	66	03/94-04/02	D8C (XUD9UTF), DHX (XUD9TF/BTF)

Engine	Information	S10	T10	T20 - T23	T22 - T25
All engines	see connection type	7.0116, 7.0130			
All engines			7.6099		
All engines	->VET. 15029100, LHD			7.1066	T20
All engines	->VET. 15741637, LHD, VET. 15029101 ->			7.1068	T20
All engines	LHD, VET. 15741638 ->			7.1108	T20
All engines	RHD			7.1147	T20

				ENGINE
1.9 TD	Diesel	68	02/94-04/02	D8C (XUD9UTF)

Engine	Information	S10	T10	T20 - T23	T22 - T25
All engines	see connection type	7.0116, 7.0130			
All engines			7.6099		
All engines	->VET. 15029100, LHD			7.1066	T20
All engines	->VET. 15741637, LHD, VET. 15029101 ->			7.1068	T20
All engines	LHD, VET. 15741638 ->			7.1108	T20
All engines	RHD			7.1147	T20

				ENGINE
1.9 TD 4x4	Diesel	68	08/96-04/02	D8C (XUD9UTF)

Engine	Information	S10	T10	T20 - T23	T22 - T25
All engines	see connection type	7.0116, 7.0130			
All engines			7.6099		
All engines	->VET. 15029100, LHD			7.1066	T20
All engines	->VET. 15741637, LHD, VET. 15029101 ->			7.1068	T20
All engines	LHD, VET. 15741638 ->			7.1108	T20
All engines	RHD			7.1147	T20




				ENGINE
2.0	Petrol	79	02/94-02/02	XU102C

Engine	Information	S10	T10	T20 - T23	T22 - T25
All engines	-> 01/09/98	7.0116			
All engines	01/09/98 ->	7.0130			
All engines	-> 04/06/00		7.6099		
All engines	05/06/00 ->		7.6217		
All engines	->VET. 15029100, LHD			7.1066	T20
All engines	->VET. 15741637, LHD, VET. 15029101 ->			7.1068	T20
All engines	LHD, VET. 15741638 ->			7.1108	T20
All engines	RHD			7.1147	T20

				ENGINE
2.0	Petrol	80	02/94-04/02	RFW (XU10J2U)

Engine	Information	S10	T10	T20 - T23	T22 - T25
All engines	-> 01/09/98	7.0116			
All engines	01/09/98 ->	7.0130			
All engines	-> 04/06/00		7.6099		
All engines	05/06/00 ->		7.6217		
All engines	->VET. 15029100, LHD			7.1066	T20
All engines	->VET. 15741637, LHD, VET. 15029101 ->			7.1068	T20
All engines	LHD, VET. 15741638 ->			7.1108	T20
All engines	RHD			7.1147	T20

S10	OIL PRESSURE WARNING LIGHT SWITCH	T10	REVERSING LIGHT SWITCH	T20	BRAKE LIGHT SWITCH
T22	SWITCH CLUTCH CONTROL (CRUISE CONTROL)	T23	SWITCH BRAKE ACTUATION (ENGINE TIMING)	T25	SWITCH CLUTCH CONTROL (ENGINE CONTROL)

Vehicle	alim.	kW	Date	Engine	 S10	 T10	 T20 - T23	 T22 - T25
---------	-------	----	------	--------	---	---	--	---

ENGINE				
2.0 4x4	Petrol	80	08/96-04/02	RFW (XU10J2U)

Engine	Information	S10	T10	T20 - T23	T22 - T25
All engines	-> 01/09/98	7.0116			
All engines	01/09/98 ->	7.0130			
All engines	-> 04/06/00		7.6099		
All engines	05/06/00 ->		7.6217		
All engines	->VET. 15029100, LHD			7.1066	T20
All engines	->VET. 15741637, LHD, VET. 15029101 ->			7.1068	T20
All engines	LHD, VET. 15741638 ->			7.1108	T20
All engines	RHD			7.1147	T20

ENGINE				
2.0 HDI	Diesel	62	11/01-04/02	RHV (DW10UTD)

Engine	Information	S10	T10	T20 - T23	T22 - T25
All engines		7.0130	7.6217	7.1179	T20 T22

ENGINE				
2.5 D	Diesel	63	03/94-04/02	T9A (DJ5)

Engine	Information	S10	T10	T20 - T23	T22 - T25
All engines	-> 05/05/98	7.0116			
All engines	06/05/98 ->	7.0130			
All engines	-> 04/06/00		7.6099		
All engines	04/06/00 ->		7.6217		
All engines	->VET. 15029100, LHD			7.1066	T20
All engines	->VET. 15741637, LHD, VET. 15029101 ->			7.1068	T20
All engines	LHD, VET. 15741638 ->			7.1108	T20
All engines	RHD			7.1147	T20

ENGINE				
2.5 D 4x4	Diesel	63	08/96-04/02	T9A (DJ5)

Engine	Information	S10	T10	T20 - T23	T22 - T25
All engines	-> 05/05/98	7.0116			
All engines	06/05/98 ->	7.0130			
All engines	-> 04/06/00		7.6099		
All engines	04/06/00 ->		7.6217		
All engines	->VET. 15029100, LHD			7.1066	T20
All engines	->VET. 15741637, LHD, VET. 15029101 ->			7.1068	T20
All engines	LHD, VET. 15741638 ->			7.1108	T20
All engines	RHD			7.1147	T20

ENGINE				
2.5 TD	Diesel	76	03/94-04/02	T8A (DJ5T)

Engine	Information	S10	T10	T20 - T23	T22 - T25
All engines	-> 05/05/98	7.0116			
All engines	06/05/98 ->	7.0130			
All engines	-> 04/06/00		7.6099		
All engines	05/06/00 ->		7.6217		
All engines	->VET. 15029100, LHD			7.1066	T20
All engines	->VET. 15741637, LHD, VET. 15029101 ->			7.1068	T20
All engines	LHD, VET. 15741638 ->			7.1108	T20
All engines	RHD			7.1147	T20

ENGINE				
2.5 TD 4x4	Diesel	76	08/96-04/02	T8A (DJ5T)


Engine	Information	S10	T10	T20 - T23	T22 - T25
All engines	-> 05/05/98	7.0116			
All engines	06/05/98 ->	7.0130			
All engines	-> 04/06/00		7.6099		
All engines	05/06/00 ->		7.6217		
All engines	->VET. 15029100, LHD			7.1066	T20
All engines	->VET. 15741637, LHD, VET. 15029101 ->			7.1068	T20
All engines	LHD, VET. 15741638 ->			7.1108	T20
All engines	RHD			7.1147	T20

ENGINE				
2.5 Tdi	Diesel	79	12/96-04/02	THX (DJ5TED)

Engine	Information	S10	T10	T20 - T23	T22 - T25
All engines	-> 05/05/98	7.0116			

S10 OIL PRESSURE WARNING LIGHT SWITCH	T10 REVERSING LIGHT SWITCH	T20 BRAKE LIGHT SWITCH
T22 SWITCH CLUTCH CONTROL (CRUISE CONTROL)	T23 SWITCH BRAKE ACTUATION (ENGINE TIMING)	T25 SWITCH CLUTCH CONTROL (ENGINE CONTROL)

FUNCTIONS ON THE VEHICLE

Vehicle	alim.	kW	Date	Engine	 S10	 T10	 T20 - T23	 T22 - T25
---------	-------	----	------	--------	---	---	--	---

				ENGINE
2.5 TDi	Diesel	79	12/96-04/02	THX (DJSTED)

Engine	Information	S10	T10	T20 - T23	T22 - T25
All engines	06/05/98 ->	7.0130			
All engines	-> 04/06/00		7.6099		
All engines	04/06/00 ->		7.6217		
All engines	->VET. 15029100, LHD			7.1066 T20	
All engines	->VET. 15741637, LHD, VET. 15029101 ->			7.1068 T20	
All engines	LHD, VET. 15741638 ->			7.1108 T20	
All engines	RHD			7.1147 T20	

				ENGINE
2.5 TDi 4x4	Diesel	79	12/96-04/02	THX (DJSTED)

Engine	Information	S10	T10	T20 - T23	T22 - T25
All engines	-> 05/05/98	7.0116			
All engines	06/05/98 ->	7.0130			
All engines	-> 04/06/00		7.6099		
All engines	04/06/00 ->		7.6217		
All engines	->VET. 15029100, LHD			7.1066 T20	
All engines	->VET. 15741637, LHD, VET. 15029101 ->			7.1068 T20	
All engines	LHD, VET. 15741638 ->			7.1108 T20	
All engines	RHD			7.1147 T20	

				ENGINE
2.8 D	Diesel	64	01/99-02/02	8140.63 (F28D)

Engine	Information	S10	T10	T20 - T23	T22 - T25
All engines		7.0096			
All engines	-> 04/06/00		7.6099		
All engines	05/06/00 ->		7.6217		
All engines	->VET. 16144101			7.1108 T20	
All engines	VET. 16144102 ->			7.1179 T20	
All engines	pole nr. 2				7.1170 T22
All engines	pole nr. 4				7.1196 T22

				ENGINE
2.8 HDi	Diesel	93	10/00-01/02	8140.43S

Engine	Information	S10	T10	T20 - T23	T22 - T25
All engines		7.0096	7.6217		
All engines	->VET. 16144101			7.1108 T20	
All engines	VET. 16144102 ->			7.1179 T20	
All engines	pole nr. 2				7.1170 T22
All engines	pole nr. 4				7.1196 T22

				ENGINE
2.8 HDi	Diesel	94	09/00-04/02	8140.43S

Engine	Information	S10	T10	T20 - T23	T22 - T25
All engines		7.0096	7.6217		
All engines	->VET. 16144101			7.1108 T20	
All engines	VET. 16144102 ->			7.1179 T20	
All engines	pole nr. 2				7.1170 T22
All engines	pole nr. 4				7.1196 T22


				ENGINE
2.8 HDi 4x4	Diesel	94	09/00-04/02	8140.43S

Engine	Information	S10	T10	T20 - T23	T22 - T25
All engines		7.0096	7.6217		
All engines	->VET. 16144101			7.1108 T20	
All engines	VET. 16144102 ->			7.1179 T20	
All engines	pole nr. 2				7.1170 T22
All engines	pole nr. 4				7.1196 T22

				ENGINE
2.8 TD	Diesel	90	10/99-04/02	8140.43

Engine	Information	S10	T10	T20 - T23	T22 - T25
All engines		7.0096			
All engines	-> 04/06/00		7.6099		
All engines	05/06/00 ->		7.6217		
All engines	->VET. 16144101			7.1108 T20	
All engines	VET. 16144102 ->			7.1179 T20	

S10 OIL PRESSURE WARNING LIGHT SWITCH	T10 REVERSING LIGHT SWITCH	T20 BRAKE LIGHT SWITCH
T22 SWITCH CLUTCH CONTROL (CRUISE CONTROL)	T23 SWITCH BRAKE ACTUATION (ENGINE TIMING)	T25 SWITCH CLUTCH CONTROL (ENGINE CONTROL)

Vehicle	alim.	kW	Date	Engine	 S10	 T10	 T20 - T23	 T22 - T25
---------	-------	----	------	--------	---	---	--	---

				ENGINE
2.8 TD	Diesel	90	10/99-04/02	8140.43

Engine	Information	S10	T10	T20 - T23	T22 - T25
All engines	pole nr. 2				7.1170 T22
All engines	pole nr. 4				7.1196 T22

				ENGINE
2.0	Petrol	81	02/02->	XU10J2

Engine	Information	S10	T10	T20 - T23	T22 - T25
All engines	COL:black, COL:grey, spanner size 21, switch press. 0.5 bar, thread M16x1.5	7.0116			
All engines	spanner size 22, thread M14x1.5		7.6217		
All engines	COL:black, Conn. nr. 4, with maximum speed governor			7.1161 T20	
All engines	COL:white, without maximum speed governor			7.1179 T20	
All engines					7.1170 T22

				ENGINE
2.0 BiFuel	Petrol/ Petroleum Gas (LPG)	77	02/02-06/06	XU10J2

Engine	Information	S10	T10	T20 - T23	T22 - T25
All engines	COL:black, COL:grey, spanner size 21, switch press. 0.5 bar, thread M16x1.5	7.0116			
All engines	spanner size 22, thread M14x1.5		7.6217		
All engines	COL:black, Conn. nr. 4, with maximum speed governor			7.1161 T20	
All engines	COL:white, without maximum speed governor			7.1179 T20	

				ENGINE
2.0 bivalent	Petrol/ Natural Gas (CNG)	81	02/03->	XU10J2, XU10J2CNG

Engine	Information	S10	T10	T20 - T23	T22 - T25
Eng. XU10J2CNG	COL:black, COL:grey, spanner size 21, switch press. 0.5 bar, thread M16x1.5	7.0116			
Eng. XU10J2		7.0130			7.1170 T22
All engines	spanner size 22, thread M14x1.5		7.6217		
All engines	+cruise control, COL:black, Conn. nr. 4, with maximum speed governor			7.1161 T20	
All engines	COL:white, without maximum speed governor			7.1179 T20	

				ENGINE
2.0 HdI	Diesel	62	04/02->	DW10TD, DW10UTD, RHV (DW10TD), RHV (DW10UTD)

Engine	Information	S10	T10	T20 - T23	T22 - T25
Eng. DW10TD, DW10UTD	COL:black, COL:grey, spanner size 21, switch press. 0.5 bar, thread M16x1.5	7.0116			
Eng. RHV (DW10TD), RHV (DW10UTD)		7.0130			7.1170 T22
All engines	spanner size 22, thread M14x1.5		7.6217		
All engines	+cruise control, COL:black, Conn. nr. 4, with maximum speed governor			7.1161 T20	
All engines	COL:white, without maximum speed governor			7.1179 T20	





				ENGINE
2.0 HdI	Diesel	66	04/02->	DW10TD

Engine	Information	S10	T10	T20 - T23	T22 - T25
All engines		7.0130	7.6217	7.1179 T20	7.1170 T22
All engines	+cruise control			7.1161 T20	

				ENGINE
2.2 HdI	Diesel	74	02/02->	4HY (DW12UTED), DW12UTED

Engine	Information	S10	T10	T20 - T23	T22 - T25
Eng. DW12UTED	COL:black, COL:grey, spanner size 21, switch press. 0.5 bar, thread M16x1.5	7.0116			
Eng. 4HY (DW12UTED)		7.0130			7.1170 T22
All engines	spanner size 22, thread M14x1.5		7.6217		
All engines	+cruise control, COL:black, Conn. nr. 4, with maximum speed governor			7.1161 T20	
All engines	COL:white, without maximum speed governor			7.1179 T20	

S10	OIL PRESSURE WARNING LIGHT SWITCH	T10	REVERSING LIGHT SWITCH	T20	BRAKE LIGHT SWITCH
T22	SWITCH CLUTCH CONTROL (CRUISE CONTROL)	T23	SWITCH BRAKE ACTUATION (ENGINE TIMING)	T25	SWITCH CLUTCH CONTROL (ENGINE CONTROL)

				FUNCTIONS ON THE VEHICLE				
Vehicle	alim.	kW	Date	Engine	 S10	 T10	 T20 - T23	 T22 - T25

				ENGINE
2.8 HDi	Diesel	107	04/04->	--, 8140.43N

Engine	Information	S10	T10	T20 - T23	T22 - T25
All engines		7.0096			7.1170 T22
All engines	spanner size 22, thread M14x1.5		7.6217		
All engines	+cruise control, COL:black, Conn. nr. 4, with maximum speed governor			7.1161 T20	
All engines	COL:white, without maximum speed governor			7.1179 T20	

				ENGINE
2.8 HDi	Diesel	94	04/02->	8140.43S

Engine	Information	S10	T10	T20 - T23	T22 - T25
All engines		7.0096			7.1170 T22
All engines	spanner size 22, thread M14x1.5		7.6217		
All engines	COL:black, Conn. nr. 4, with maximum speed governor			7.1161 T20	
All engines	COL:white, without maximum speed governor			7.1179 T20	

				ENGINE
2.8 HDi 4x4	Diesel	94	02/02->	8140.43S, F28TDCR

Engine	Information	S10	T10	T20 - T23	T22 - T25
All engines		7.0096			7.1170 T22
All engines	spanner size 22, thread M14x1.5		7.6217		
All engines	+cruise control, COL:black, Conn. nr. 4, with maximum speed governor			7.1161 T20	
All engines	COL:white, without maximum speed governor			7.1179 T20	

				ENGINE
2.8 HDi Trazione integrale	Diesel	94	04/02->	8140.43S

Engine	Information	S10	T10	T20 - T23	T22 - T25
All engines		7.0096			7.1170 T22
All engines	spanner size 22, thread M14x1.5		7.6217		
All engines	COL:black, Conn. nr. 4, with maximum speed governor			7.1161 T20	
All engines	COL:white, without maximum speed governor			7.1179 T20	

				ENGINE
2.8 TD	Diesel	90	04/02->	8140.43

Engine	Information	S10	T10	T20 - T23	T22 - T25
All engines		7.0096	7.6217	7.1179 T20	7.1170 T22
All engines	+cruise control			7.1161 T20	

JUMPER III

				ENGINE
2.0 BlueHDi 110	Diesel	81	07/15->	AHM (DW10FUE), DW10FUE

Engine	Information	S10	T10	T20 - T23	T22 - T25
All engines	MLGUC14, see connection type, spanner size 22, t.ntr. BVM6, thread M14x1.5		7.6217		
All engines	see connection type, t.ntr. B6, t.ntr. BVM6, thread M12x1,5		7.6249		
Eng. AHM (DW10FUE)	COL:black/White, see connection type			7.1161 T20	
Eng. AHM (DW10FUE)	COL:blue, COL:brown, see connection type			7.1247 T20	
Eng. AHM (DW10FUE)					7.1170 T22



				ENGINE
2.0 BlueHDi 130	Diesel	96	07/15->	AHN (DW10FUD), DW10FUD

Engine	Information	S10	T10	T20 - T23	T22 - T25
All engines	MLGUC14, see connection type, spanner size 22, t.ntr. BVM6, thread M14x1.5		7.6217		
All engines	see connection type, t.ntr. B6, t.ntr. BVM6, thread M12x1,5		7.6249		
Eng. AHN (DW10FUD)	COL:black/White, see connection type			7.1161 T20	
Eng. AHN (DW10FUD)	COL:blue, COL:brown, see connection type			7.1247 T20	
Eng. AHN (DW10FUD)					7.1170 T22

				ENGINE
2.0 BlueHDi 130 4x4	Diesel	96	04/16->	AHN (DW10FUD)

Engine	Information	S10	T10	T20 - T23	T22 - T25
All engines	see connection type		7.6217, 7.6249		
All engines	COL:black/White, see connection type			7.1161 T20	
All engines	COL:blue, COL:brown, see connection type			7.1247 T20	
All engines					7.1170 T22

S10 OIL PRESSURE WARNING LIGHT SWITCH	T10 REVERSING LIGHT SWITCH	T20 BRAKE LIGHT SWITCH
T22 SWITCH CLUTCH CONTROL (CRUISE CONTROL)	T23 SWITCH BRAKE ACTUATION (ENGINE TIMING)	T25 SWITCH CLUTCH CONTROL (ENGINE CONTROL)

Vehicle	alim.	kW	Date	Engine	 S10	 T10	 T20 - T23	 T22 - T25
---------	-------	----	------	--------	---	---	--	---

ENGINE				
2.0 BlueHdi 160	Diesel	120	07/15->	AHP (DW10FUC), DW10FUC

Engine	Information	S10	T10	T20 - T23	T22 - T25
All engines	MLGUC14, see connection type, spanner size 22, t.tnr. BVM6, thread M14x1.5		7.6217		
All engines	see connection type, t.tnr. B6, t.tnr. BVM6, thread M12x1, 5		7.6249		
Eng. AHP (DW10FUC)	COL:black/White, see connection type			7.1161 T20	
Eng. AHP (DW10FUC)	COL:blue, COL:brown, see connection type			7.1247 T20	
Eng. AHP (DW10FUC)					7.1170 T22

ENGINE				
2.0 BlueHdi 160 4x4	Diesel	120	04/16->	AHP (DW10FUC)

Engine	Information	S10	T10	T20 - T23	T22 - T25
All engines	see connection type		7.6217, 7.6249		
All engines	COL:black/White, see connection type			7.1161 T20	
All engines	COL:blue, COL:brown, see connection type			7.1247 T20	
All engines					7.1170 T22

ENGINE				
2.2 Hdi 100	Diesel	74	04/06->	4HV (P22DTE), P22DTE

Engine	Information	S10	T10	T20 - T23	T22 - T25
All engines		7.0145			7.1170 T22
All engines	see connection type, spanner size 22, thread M14x1.5		7.6217		
Eng. 4HV (P22DTE)	see connection type		7.6249		
All engines	COL:black, COL:black/White, Conn. nr. 4, see connection type			7.1161 T20	
Eng. 4HV (P22DTE)	COL:blue, COL:brown, see connection type			7.1247 T20	

ENGINE				
2.2 Hdi 110	Diesel	81	07/11->	4HG (P22DTE), P22DTE

Engine	Information	S10	T10	T20 - T23	T22 - T25
All engines		7.0145			
All engines	see connection type, spanner size 22, thread M14x1.5		7.6217		
All engines	see connection type, thread M12x1, 5		7.6249		
Eng. 4HG (P22DTE)	COL:black/White, see connection type			7.1161 T20	
Eng. 4HG (P22DTE)	COL:blue, COL:brown, see connection type			7.1247 T20	
All engines	LHD, -start-stop function				7.1170 T22

ENGINE				
2.2 Hdi 120	Diesel	88	04/06->	4HU (P22DTE), P22DTE

Engine	Information	S10	T10	T20 - T23	T22 - T25
Eng. P22DTE		7.0143			
All engines		7.0145			
All engines	see connection type, spanner size 22, thread M14x1.5		7.6217		
Eng. 4HU (P22DTE)	see connection type		7.6249		
Eng. 4HU (P22DTE)	COL:black/White, see connection type			7.1161 T20	
Eng. 4HU (P22DTE)	COL:blue, COL:brown, see connection type			7.1247 T20	
Eng. 4HU (P22DTE)					7.1170 T22

ENGINE				
2.2 Hdi 130	Diesel	96	04/06->	4HH (P22DTE), 4HM, P22DTE



Engine	Information	S10	T10	T20 - T23	T22 - T25
All engines		7.0145			
All engines	see connection type, spanner size 22, thread M14x1.5		7.6217		
All engines	see connection type, thread M12x1, 5		7.6249		
All engines	COL:black, COL:black/White, Conn. nr. 4, PUMA, see connection type			7.1161 T20	
Eng. 4HH (P22DTE), 4HM	COL:blue, COL:brown, see connection type			7.1247 T20	
All engines	-start-stop function				7.1170 T22
Eng. P22DTE					7.1170 T25

ENGINE				
2.2 Hdi 150	Diesel	110	07/11->	4HJ (P22DTE), P22DTE

Engine	Information	S10	T10	T20 - T23	T22 - T25
All engines		7.0145			
All engines	see connection type, spanner size 22, thread M14x1.5		7.6217		
All engines	see connection type, thread M12x1, 5		7.6249		
Eng. 4HJ (P22DTE)	COL:black/White, see connection type			7.1161 T20	

S10 OIL PRESSURE WARNING LIGHT SWITCH	T10 REVERSING LIGHT SWITCH	T20 BRAKE LIGHT SWITCH
T22 SWITCH CLUTCH CONTROL (CRUISE CONTROL)	T23 SWITCH BRAKE ACTUATION (ENGINE TIMING)	T25 SWITCH CLUTCH CONTROL (ENGINE CONTROL)

FUNCTIONS ON THE VEHICLE

Vehicle	alim.	kW	Date	Engine	 S10	 T10	 T20 - T23	 T22 - T25
---------	-------	----	------	--------	---	---	--	---

ENGINE				
2.2 HDi 150	Diesel	110	07/11->	4HJ (P22DTE), P22DTE

Engine	Information	S10	T10	T20 - T23	T22 - T25
Eng. 4HJ (P22DTE)	COL:blue, COL:brown, see connection type			7.1247 T20	
All engines	LHD, -start-stop function				7.1170 T22

ENGINE				
3.0 HDi 145	Diesel	107	07/10->	F 300 FAP, F1CE3481N (F30DTE), F30DT

Engine	Information	S10	T10	T20 - T23	T22 - T25
All engines		7.0143			7.1170 T22
Eng. F 300 FAP, F1CE3481N (F30DTE)	see connection type		7.6217		
All engines	see connection type, thread M12x1, 5		7.6249		
All engines	COL:black, COL:black/White, Conn. nr. 4, see connection type			7.1161 T20	
Eng. F 300 FAP, F1CE3481N (F30DTE)	COL:blue, COL:brown, see connection type			7.1247 T20	

ENGINE				
3.0 HDi 155	Diesel	115	07/10->	F 30DT FAP, F1CE0481D (F30DT), F30DT

Engine	Information	S10	T10	T20 - T23	T22 - T25
All engines		7.0143			7.1170 T22
Eng. F 30DT FAP, F1CE0481D (F30DT)	see connection type		7.6217		
All engines	see connection type, thread M12x1, 5		7.6249		
All engines	COL:black, COL:black/White, Conn. nr. 4, see connection type			7.1161 T20	
Eng. F 30DT FAP, F1CE0481D (F30DT)	COL:blue, COL:brown, see connection type			7.1247 T20	

ENGINE				
3.0 HDi 160	Diesel	116	09/06->	F 30DT FAP, F1CE0481D (F30DT), F30DT

Engine	Information	S10	T10	T20 - T23	T22 - T25
All engines		7.0143			
Eng. F 30DT FAP, F1CE0481D (F30DT)	see connection type		7.6217		
All engines	see connection type, thread M12x1, 5		7.6249		
All engines	COL:black, COL:black/White, Conn. nr. 4, see connection type			7.1161 T20	
Eng. F 30DT FAP, F1CE0481D (F30DT)	COL:blue, COL:brown, see connection type			7.1247 T20	
Eng. F 30DT FAP, F1CE0481D (F30DT)					7.1170 T22

ENGINE				
3.0 HDi 180	Diesel	130	07/11->	F30DT

Engine	Information	S10	T10	T20 - T23	T22 - T25
All engines		7.0143			7.1170 T22
All engines	thread M12x1, 5		7.6249		

JUMPY I

ENGINE				
1.6	Petrol	58	10/95-08/00	1580 SPI, 220 A2.000

Engine	Information	S10	T10	T20 - T23	T22 - T25
All engines		7.0096		7.1217 T20	
All engines	-> 28/11/99, COL:white, spanner size 22, thread M14x1.5		7.6108		
All engines	29/11/99 ->, COL:grey		7.6218		




ENGINE				
1.6	Petrol	59	10/95-08/00	220 A2.000

Engine	Information	S10	T10	T20 - T23	T22 - T25
All engines		7.0096		7.1217 T20	
All engines	-> 28/11/99		7.6108		
All engines	29/11/99 ->		7.6218		

ENGINE				
1.6 HDi	Diesel	66	06/07-03/16	DV6DUM, DV6UTED4

Engine	Information	S10	T10	T20 - T23	T22 - T25
All engines	COL:grey, spanner size 21, switch press. 0.5 bar, thread M16x1.5	7.0116			
All engines	COL:grey		7.6218		
All engines	with cable			7.1213K T20	
Eng. DV6DUM					7.1192 T22

S10	OIL PRESSURE WARNING LIGHT SWITCH	T10	REVERSING LIGHT SWITCH	T20	BRAKE LIGHT SWITCH
T22	SWITCH CLUTCH CONTROL (CRUISE CONTROL)	T23	SWITCH BRAKE ACTUATION (ENGINE TIMING)	T25	SWITCH CLUTCH CONTROL (ENGINE CONTROL)

Vehicle	alim.	kW	Date	Engine	 S10	 T10	 T20 - T23	 T22 - T25
---------	-------	----	------	--------	---	---	--	---

ENGINE				
1.6 HDi	Diesel	66	06/07-03/16	DV6DUM, DV6UTED4

Engine	Information	S10	T10	T20 - T23	T22 - T25
Eng. DV6UTED4					7.1192 T25

ENGINE				
1.6 i	Petrol	58	10/95-08/00	1580 SPI, 220 A2.000

Engine	Information	S10	T10	T20 - T23	T22 - T25
All engines		7.0096		7.1217 T20	
All engines	-> 28/11/99, COL:white, spanner size 22, thread M14x1.5		7.6108		
All engines	29/11/99 ->, COL:grey		7.6218		

ENGINE				
1.9	Diesel	51	10/95-10/06	DW8, DW8B, XUD9

Engine	Information	S10	T10	T20 - T23	T22 - T25
All engines	COL:black, COL:grey, spanner size 21, switch press. 0.5 bar, thread M16x1.5	7.0116			
All engines	COL:white, spanner size 22, thread M14x1.5		7.6108		
All engines	COL:grey		7.6218		
All engines				7.1217 T20	

ENGINE				
1.9 D	Diesel	51	10/95-08/98	D9B (XUD9A/U), XUD9

Engine	Information	S10	T10	T20 - T23	T22 - T25
All engines	-> 03/05/98, COL:black, COL:grey, spanner size 21, switch press. 0.5 bar, thread M16x1.5	7.0116			
Eng. D9B (XUD9A/U)	04/05/98 ->	7.0130			
All engines	-> 28/11/99, COL:white, spanner size 22, thread M14x1.5		7.6108		
All engines	29/11/99 ->, COL:grey		7.6218		
All engines				7.1217 T20	

ENGINE				
1.9 D 70	Diesel	51	04/98-10/06	DW8, DW8B, WJY (DW8B), WJZ (DW8)

Engine	Information	S10	T10	T20 - T23	T22 - T25
Eng. DW8, DW8B	COL:black, COL:grey, spanner size 21, switch press. 0.5 bar, thread M16x1.5	7.0116			
Eng. WJY (DW8B), WJZ (DW8)		7.0130			
Eng. DW8, DW8B, WJZ (DW8)	-> 28/11/99, COL:white, spanner size 22, thread M14x1.5		7.6108		
All engines	29/11/99 ->, COL:grey		7.6218		
Eng. WJY (DW8B), WJZ (DW8)	with control switch			7.1187 T20	
All engines				7.1217 T20	

ENGINE				
1.9 DT	Diesel	65	10/95-08/00	XUD9TE

Engine	Information	S10	T10	T20 - T23	T22 - T25
All engines	COL:black, COL:grey, spanner size 21, switch press. 0.5 bar, thread M16x1.5	7.0116			
All engines	COL:white, spanner size 22MM, thread M14x1.5		7.6099		
All engines				7.1217 T20	

ENGINE				
1.9 TD	Diesel	66	10/95->	DHX (XUD9TF/BTF), XUD9TE

Engine	Information	S10	T10	T20 - T23	T22 - T25
All engines	-> 03/05/98, COL:black, COL:grey, spanner size 21, switch press. 0.5 bar, thread M16x1.5	7.0116			
All engines	04/05/98 ->	7.0130			
All engines	-> 28/11/99, COL:white, spanner size 22MM, thread M14x1.5		7.6099		
All engines	29/11/99 ->		7.6217		
All engines	with control switch			7.1187 T20	
All engines				7.1217 T20	

ENGINE				
1.9 TD	Diesel	68	04/96-10/06	D8B (XUD9TF), XUD9TE

Engine	Information	S10	T10	T20 - T23	T22 - T25
All engines	-> 03/05/98, COL:black, COL:grey, spanner size 21, switch press. 0.5 bar, thread M16x1.5	7.0116			
Eng. D8B (XUD9TF)	04/05/98 ->	7.0130			
All engines	-> 28/11/99, COL:white, spanner size 22MM, thread M14x1.5		7.6099		
Eng. D8B (XUD9TF)	29/11/99 ->		7.6217		
Eng. D8B (XUD9TF)	with control switch			7.1187 T20	

S10 OIL PRESSURE WARNING LIGHT SWITCH	T10 REVERSING LIGHT SWITCH	T20 BRAKE LIGHT SWITCH
T22 SWITCH CLUTCH CONTROL (CRUISE CONTROL)	T23 SWITCH BRAKE ACTUATION (ENGINE TIMING)	T25 SWITCH CLUTCH CONTROL (ENGINE CONTROL)

FUNCTIONS ON THE VEHICLE

Vehicle	alim.	kW	Date	Engine	 S10	 T10	 T20 - T23	 T22 - T25
---------	-------	----	------	--------	---	---	--	---

ENGINE				
1.9 TD	Diesel	68	04/96-10/06	D8B (XUD9TF), XUD9TE

Engine	Information	S10	T10	T20 - T23	T22 - T25
All engines				7.1217 T20	

ENGINE				
2.0	Petrol	100	04/00-12/06	EW10J4, RFN (EW10J4)

Engine	Information	S10	T10	T20 - T23	T22 - T25
Eng. EW10J4	COL:black, COL:grey, spanner size 21, switch press. 0.5 bar, thread M16x1.5	7.0116			
Eng. RFN (EW10J4)		7.0130			
Eng. EW10J4	COL:white, spanner size 22, thread M14x1.5		7.6108		
All engines	COL:grey		7.6218		
Eng. RFN (EW10J4)	with control switch			7.1187 T20	
Eng. EW10J4				7.1187 T23	
All engines				7.1217 T20	
Eng. RFN (EW10J4)	for cruise control system				7.1132 T22

ENGINE				
2.0 HDi	Diesel	88	06/07-03/16	DW10UTED4

Engine	Information	S10	T10	T20 - T23	T22 - T25
All engines	COL:grey, spanner size 21, switch press. 0.5 bar, thread M16x1.5	7.0116			
All engines	01/08/07 ->, spanner size 22, thread M14x1.5		7.6217		
All engines	-> 01/07/07, COL:grey		7.6218		
All engines	-> 01/12/07			7.1213 T20	
All engines	01/01/08 ->, with cable			7.1213K T20	
All engines					7.1192 T25


ENGINE				
2.0 HDi 110	Diesel	80	03/00-10/06	DW10ATED, DW10ATED4, RHW (DW10ATED4), RHZ (DW10ATED), RHZ (DW10BTED+)

Engine	Information	S10	T10	T20 - T23	T22 - T25
Eng. DW10ATED, DW10ATED4	COL:black, COL:grey, spanner size 21, switch press. 0.5 bar, thread M16x1.5	7.0116			
Eng. RHW (DW10ATED4), RHZ (DW10ATED), RHZ (DW10BTED+)		7.0130			
Eng. DW10ATED, DW10ATED4	COL:white, spanner size 22, t.tnr. BE3R, thread M14x1.5		7.6108		
All engines	spanner size 22, t.tnr. MLST, thread M14x1.5		7.6217		
Eng. DW10ATED, DW10ATED4	COL:grey, t.tnr. BE3R/BE4R		7.6218		
Eng. DW10ATED, RHZ (DW10BTED+)	01/09/03 ->, t.tnr. BE3R/BE4R			7.1091 T20	
Eng. RHZ (DW10BTED+)	+cruise control, 01/09/03 ->			7.1184 T20	
Eng. DW10ATED				7.1184 T23	
Eng. RHW (DW10ATED4), RHZ (DW10ATED), RHZ (DW10BTED+)	with control switch			7.1187 T20	
Eng. DW10ATED4				7.1187 T23	7.1187, 7.1192 T22, T25
All engines	no specific info conc. application available, t.tnr. MLST			7.1217 T20	
Eng. RHW (DW10ATED4), RHZ (DW10ATED), RHZ (DW10BTED+)	for cruise control system				7.1132 T22
All engines					7.1192 T22

ENGINE				
2.0 HDi 110 16V	Diesel	80	12/03-10/06	DW10ATED4, RHW (DW10ATED4)

Engine	Information	S10	T10	T20 - T23	T22 - T25
Eng. DW10ATED4	COL:grey, spanner size 21, switch press. 0.5 bar, thread M16x1.5	7.0116			
Eng. RHW (DW10ATED4)		7.0130			7.1192 T22
All engines	spanner size 22, thread M14x1.5		7.6217		
Eng. RHW (DW10ATED4)	with control switch			7.1187 T20	
All engines	no specific info conc. application available			7.1217 T20	
Eng. RHW (DW10ATED4)	for cruise control system				7.1132 T22
Eng. DW10ATED4					7.1187 T22

S10	OIL PRESSURE WARNING LIGHT SWITCH	T10	REVERSING LIGHT SWITCH	T20	BRAKE LIGHT SWITCH
T22	SWITCH CLUTCH CONTROL (CRUISE CONTROL)	T23	SWITCH BRAKE ACTUATION (ENGINE TIMING)	T25	SWITCH CLUTCH CONTROL (ENGINE CONTROL)

Vehicle	alim.	kW	Date	Engine	 S10	 T10	 T20 - T23	 T22 - T25
---------	-------	----	------	--------	---	---	--	---

ENGINE				
2.0 HDi 95	Diesel	69	10/99-10/06	DW10BTEd, DW10BTEd+, RHX (DW10BTEd)

Engine	Information	S10	T10	T20 - T23	T22 - T25
Eng. DW10BTEd, DW10BTEd+	COL:black, COL:grey, spanner size 21, switch press. 0.5 bar, thread M16x1.5	7.0116			
Eng. RHX (DW10BTEd)		7.0130			
All engines	spanner size 22, thread M14x1.5		7.6217		
All engines	01/09/03 ->			7.1091 T20	
Eng. RHX (DW10BTEd)	+cruise control, 01/09/03 ->			7.1184 T20	
Eng. DW10BTEd, DW10BTEd+	01/09/03 ->			7.1184 T23	
Eng. RHX (DW10BTEd)	with control switch			7.1187 T20	
Eng. DW10BTEd, DW10BTEd+	-> 01/08/03			7.1187 T23	
All engines	-> 01/08/03, no specific info conc. application available			7.1217 T20	
All engines	for cruise control system, MLST				7.1132 T22
All engines	ML5C				7.1192 T22

ENGINE				
2.0 i 16V	Petrol	102	03/00-10/06	EW10J4, RFN (EW10J4)

Engine	Information	S10	T10	T20 - T23	T22 - T25
Eng. EW10J4	COL:black, COL:grey, spanner size 21, switch press. 0.5 bar, thread M16x1.5	7.0116			
Eng. RFN (EW10J4)		7.0130			
Eng. EW10J4	COL:white, spanner size 22, thread M14x1.5		7.6108		
All engines	COL:grey		7.6218		
Eng. RFN (EW10J4)	with control switch			7.1187 T20	
All engines				7.1217 T20	
Eng. RFN (EW10J4)	for cruise control system				7.1132 T22

ENGINE				
1.6 HDi 90	Diesel	66	01/07->	DV6DU

Engine	Information	S10	T10	T20 - T23	T22 - T25
All engines		7.0130		7.1213 T20	7.1192 T22
All engines	no specific info conc. application available		7.6217, 7.6218		
All engines	kit			7.1213K T20	

ENGINE				
1.6 HDi 90 16V	Diesel	66	01/07->	9HU (DV6UTED4), DV6UTED4

Engine	Information	S10	T10	T20 - T23	T22 - T25
Eng. DV6UTED4	COL:grey, spanner size 21, switch press. 0.5 bar, thread M16x1.5	7.0116			
Eng. 9HU (DV6UTED4)		7.0130			7.1192 T22
All engines	COL:grey		7.6218		
All engines	-> 01/12/06			7.1213 T20	
All engines	01/01/07 ->, kit, with cable			7.1213K T20	
Eng. DV6UTED4					7.1192 T25





ENGINE				
1.6 HDi 90 8V	Diesel	66	01/07->	9HH (DV6DUM), 9HM (DV6UC), DV6DUM, DV6UC

Engine	Information	S10	T10	T20 - T23	T22 - T25
Eng. DV6DUM, DV6UC	COL:grey, spanner size 21, switch press. 0.5 bar, thread M16x1.5	7.0116			
Eng. 9HH (DV6DUM), 9HM (DV6UC)		7.0130		7.1213 T20	
All engines	COL:grey		7.6218		
All engines	kit, with cable			7.1213K T20	
All engines					7.1192 T22

ENGINE				
2.0 HDi 120	Diesel	88	01/07->	DW10UTED4, RHG (DW10UTED4/FAP), RHK (DW10UTED4)

Engine	Information	S10	T10	T20 - T23	T22 - T25
Eng. DW10UTED4	COL:black, COL:grey, spanner size 21, switch press. 0.5 bar, thread M16x1.5	7.0116			
Eng. RHG (DW10UTED4/FAP), RHK (DW10UTED4)		7.0130			7.1192 T22
All engines	spanner size 22, thread M14x1.5		7.6217		
All engines	-> 01/12/07			7.1213 T20	
All engines	01/01/08 ->, kit, with cable			7.1213K T20	

S10 OIL PRESSURE WARNING LIGHT SWITCH	T10 REVERSING LIGHT SWITCH	T20 BRAKE LIGHT SWITCH
T22 SWITCH CLUTCH CONTROL (CRUISE CONTROL)	T23 SWITCH BRAKE ACTUATION (ENGINE TIMING)	T25 SWITCH CLUTCH CONTROL (ENGINE CONTROL)

				FUNCTIONS ON THE VEHICLE				
Vehicle	alim.	kW	Date	Engine	 S10	 T10	 T20 - T23	 T22 - T25

				ENGINE
2.0 HDi 120	Diesel	88	01/07->	DW10UTED4, RHG (DW10UTED4/FAP), RHK (DW10UTED4)

Engine	Information	S10	T10	T20 - T23	T22 - T25
Eng. DW10UTED4					7.1192 T25

				ENGINE
2.0 HDi 120 4x4	Diesel	88	01/10->	RHK (DW10UTED4)

Engine	Information	S10	T10	T20 - T23	T22 - T25
All engines		7.0130	7.6217	7.1213 T20	7.1192 T22
All engines	kit			7.1213K T20	

				ENGINE
2.0 HDi 125	Diesel	94	07/11->	AHZ (DW10CD), DW10CD

Engine	Information	S10	T10	T20 - T23	T22 - T25
Eng. DW10CD	COL:grey, spanner size 21, switch press. 0.5 bar, thread M16x1.5	7.0116			
Eng. AHZ (DW10CD)		7.0130		7.1213 T20	
All engines	no specific info conc. application available, spanner size 22, thread M14x1.5		7.6217		
Eng. AHZ (DW10CD)	no specific info conc. application available		7.6218		
All engines	kit, with cable			7.1213K T20	
All engines					7.1192 T22

				ENGINE
2.0 HDi 125 4x4	Diesel	94	07/11->	AHZ (DW10CD)

Engine	Information	S10	T10	T20 - T23	T22 - T25
All engines		7.0130		7.1213 T20	7.1192 T22
All engines	no specific info conc. application available		7.6217, 7.6218		
All engines	kit			7.1213K T20	

				ENGINE
2.0 HDi 140	Diesel	100	01/07->	DW10BTED4, RHR (DW10BTED4)

Engine	Information	S10	T10	T20 - T23	T22 - T25
Eng. DW10BTED4	COL:black, COL:grey, spanner size 21, switch press. 0.5 bar, thread M16x1.5	7.0116			
Eng. RHR (DW10BTED4)		7.0130			7.1192 T22
All engines	spanner size 22, thread M14x1.5		7.6217		
All engines	-> 01/12/06			7.1213 T20	
All engines	01/01/07 ->, kit, with cable			7.1213K T20	

				ENGINE
2.0 HDi 165	Diesel	120	07/10->	DW10CTED4, RHH (DW10CTED4)

Engine	Information	S10	T10	T20 - T23	T22 - T25
Eng. DW10CTED4	COL:grey, spanner size 21, switch press. 0.5 bar, thread M16x1.5	7.0116			
Eng. RHH (DW10CTED4)		7.0130		7.1213 T20	
All engines	spanner size 22, thread M14x1.5		7.6217		
All engines	kit, with cable			7.1213K T20	
All engines					7.1192 T22

				ENGINE
2.0 HDi 95	Diesel	72	07/11->	AHY (DW10CE), DW10CE

Engine	Information	S10	T10	T20 - T23	T22 - T25
Eng. DW10CE	COL:grey, spanner size 21, switch press. 0.5 bar, thread M16x1.5	7.0116			
Eng. AHY (DW10CE)		7.0130		7.1213 T20	
All engines	no specific info conc. application available, spanner size 22, thread M14x1.5		7.6217		
Eng. AHY (DW10CE)	no specific info conc. application available		7.6218		
All engines	kit, with cable			7.1213K T20	
All engines					7.1192 T22

				ENGINE
2.0 i	Petrol	103	01/07->	EW10A, RFH (EW10A)

Engine	Information	S10	T10	T20 - T23	T22 - T25
Eng. EW10A	COL:grey, spanner size 21, switch press. 0.5 bar, thread M16x1.5	7.0116			
Eng. RFH (EW10A)		7.0130			7.1192 T22
All engines	COL:grey		7.6218		
All engines	-> 01/12/06			7.1213 T20	

S10 OIL PRESSURE WARNING LIGHT SWITCH	T10 REVERSING LIGHT SWITCH	T20 BRAKE LIGHT SWITCH
T22 SWITCH CLUTCH CONTROL (CRUISE CONTROL)	T23 SWITCH BRAKE ACTUATION (ENGINE TIMING)	T25 SWITCH CLUTCH CONTROL (ENGINE CONTROL)

Vehicle	alim.	kW	Date	Engine	 S10	 T10	 T20 - T23	 T22 - T25
---------	-------	----	------	--------	---	---	--	---

				ENGINE
2.0 i	Petrol	103	01/07->	EW10A, RFH (EW10A)

Engine	Information	S10	T10	T20 - T23	T22 - T25
All engines	01/01/07 ->, kit, with cable			7.1213K T20	

JUMPY III

				ENGINE
1.6 BlueHdi 115	Diesel	85	04/16->	BHX (DV6FCU), DV6FCU

Engine	Information	S10	T10	T20 - T23	T22 - T25
All engines	no specific info conc. application available, spanner size 22, thread M14x1.5		7.6217		
All engines	COL:grey, no specific info conc. application available		7.6218		
All engines				7.1286 T20	
All engines	COL:grey				7.1210 T22

				ENGINE
1.6 BlueHdi 95	Diesel	70	04/16->	BHV (DV6FDU), DV6FDU

Engine	Information	S10	T10	T20 - T23	T22 - T25
Eng. BHV (DV6FDU)	no specific info conc. application available		7.6217		
All engines	COL:grey, no specific info conc. application available		7.6218		
All engines				7.1286 T20	
All engines	COL:grey				7.1210 T22

				ENGINE
1.6 Hdi 90	Diesel	66	04/16->	DV6DU

Engine	Information	S10	T10	T20 - T23	T22 - T25
All engines		7.0130		7.1286 T20	7.1210 T22
All engines	no specific info conc. application available		7.6217, 7.6218		

				ENGINE
2.0 BlueHdi 120	Diesel	90	04/16->	AHJ (DW10FE), AHK (DW10FE), DW10FE

Engine	Information	S10	T10	T20 - T23	T22 - T25
All engines	no specific info conc. application available, spanner size 22, thread M14x1.5		7.6217		
All engines	COL:grey, no specific info conc. application available		7.6218		
All engines				7.1286 T20	
All engines	COL:grey				7.1210 T22

				ENGINE
2.0 BlueHdi 150	Diesel	110	04/16->	AHR (DW10FD), AHX (DW10FD), DW10FD

Engine	Information	S10	T10	T20 - T23	T22 - T25
All engines	no specific info conc. application available, spanner size 22, thread M14x1.5		7.6217		
All engines	COL:grey, no specific info conc. application available		7.6218		
All engines				7.1286 T20	
All engines	COL:grey				7.1210 T22

				ENGINE
2.0 BlueHdi 180	Diesel	130	04/16->	DW10FC

Engine	Information	S10	T10	T20 - T23	T22 - T25
All engines				7.1286 T20	

MEHARI

				ENGINE
0.6	Petrol	19	05/68-10/79	M28/1 (AK2)

Engine	Information	S10	T10	T20 - T23	T22 - T25
All engines		7.0020	7.6019	7.1010 T20	

NEMO

				ENGINE
1.3 BlueHdi 80	Diesel	59	02/16->	F13DTE6, FHY (F13DTE6)

Engine	Information	S10	T10	T20 - T23	T22 - T25
All engines		7.0163			
All engines	conn.shape : oval		7.6067		
All engines	conn.shape : rectangular, spanner size 22, t.tnr. MA5, thread M14x1.5		7.6217		
All engines	see connection type, t.tnr. MA			7.1208 T20	
All engines	see connection type, t.tnr. C510			7.1247 T20	
Eng. FHY (F13DTE6)	RHD, t.tnr. BVM MA				7.1241 T22
All engines	LHD, t.tnr. BVM MA, t.tnr. MA				7.1249 T22

S10 OIL PRESSURE WARNING LIGHT SWITCH	T10 REVERSING LIGHT SWITCH	T20 BRAKE LIGHT SWITCH
T22 SWITCH CLUTCH CONTROL (CRUISE CONTROL)	T23 SWITCH BRAKE ACTUATION (ENGINE TIMING)	T25 SWITCH CLUTCH CONTROL (ENGINE CONTROL)

FUNCTIONS ON THE VEHICLE

Vehicle	alim.	kW	Date	Engine	 S10	 T10	 T20 - T23	 T22 - T25
---------	-------	----	------	--------	---	---	--	---

ENGINE				
1.3 HDi 75	Diesel	55	10/10->	F13DTE5, FHZ (F13DTE5)

Engine	Information	S10	T10	T20 - T23	T22 - T25
All engines		7.0096		7.1247 T20	
All engines	conn.shape : oval, t.tnr. STT, t.tnr. STT/B5		7.6067		
All engines	conn.shape : rectangular, spanner size 22, t.tnr. MA/MA5/MA5L, t.tnr. MA5/L, thread M14x1.5		7.6217		
All engines	RHD, t.tnr. BVM MA, t.tnr. MA				7.1241 T22
All engines	LHD, t.tnr. BVM MA, t.tnr. MA				7.1249 T22

ENGINE				
1.3 HDi 80	Diesel	59	10/15->	F13DTE6, FHY (F13DTE6)

Engine	Information	S10	T10	T20 - T23	T22 - T25
All engines		7.0163			
All engines	conn.shape : oval		7.6067		
All engines	conn.shape : rectangular, spanner size 22, t.tnr. MA5, thread M14x1.5		7.6217		
All engines	see connection type, t.tnr. MA			7.1208 T20	
All engines	see connection type, t.tnr. C510			7.1247 T20	
Eng. FHY (F13DTE6)	RHD, t.tnr. BVM MA				7.1241 T22
All engines	LHD, t.tnr. BVM MA, t.tnr. MA				7.1249 T22

ENGINE				
1.4	Petrol	54	02/08->	KFT (TU3A), KFV (TU3A), TU3A, TU3AE5

Engine	Information	S10	T10	T20 - T23	T22 - T25
Eng. TU3A, TU3AE5	COL:grey, spanner size 21, switch press. 0.5 bar, thread M16x1.5	7.0116			
Eng. KFT (TU3A), KFV (TU3A)		7.0130			
Eng. KFT (TU3A), KFV (TU3A)	conn.shape : oval		7.6067		
All engines	conn.shape : rectangular, spanner size 22, thread M14x1.5		7.6217		
All engines	-> 01/06/10, LHD			7.1208 T20	
Eng. TU3AE5	01/07/10 ->, LHD, RHD			7.1247 T20	
Eng. KFT (TU3A), KFV (TU3A)	RHD, t.tnr. BVM MA				7.1241 T22
Eng. TU3A, TU3AE5	RHD				7.1241 T25
Eng. KFT (TU3A), KFV (TU3A)	LHD, t.tnr. BVM MA				7.1249 T22
Eng. TU3A, TU3AE5	LHD				7.1249 T25

ENGINE				
1.4 HDi	Diesel	50	02/08->	8HS (DV4TED), DV4TED

Engine	Information	S10	T10	T20 - T23	T22 - T25
Eng. DV4TED	COL:grey, spanner size 21, switch press. 0.5 bar, thread M16x1.5	7.0116			
Eng. 8HS (DV4TED)		7.0130			
Eng. 8HS (DV4TED)	conn.shape : oval		7.6067		
All engines	conn.shape : rectangular, spanner size 22, thread M14x1.5		7.6217		
All engines	man.			7.1208 T20	
Eng. DV4TED	aut.			7.1247 T20	
Eng. 8HS (DV4TED)	RHD, t.tnr. BVM MA				7.1241 T22
Eng. DV4TED	man., RHD				7.1241 T25
Eng. 8HS (DV4TED)	LHD, t.tnr. BVM MA				7.1249 T22
Eng. DV4TED	LHD				7.1249 T25

SAXO				
ENGINE				
1.0	Petrol	33	10/97-06/03	TU9M

Engine	Information	S10	T10	T20 - T23	T22 - T25
All engines	COL:black, spanner size 21, switch press. 0.6 bar, thread 16x1.50	7.0021			
All engines	COL:white, spanner size 22MM, thread M14x1.5		7.6099		
All engines				7.1091 T20	

ENGINE				
1.0	Petrol	37	08/99-06/03	TU9M

Engine	Information	S10	T10	T20 - T23	T22 - T25
All engines	COL:black, spanner size 21, switch press. 0.6 bar, thread 16x1.50	7.0021			
All engines	-> 01/12/99, COL:white, spanner size 22MM, thread M14x1.5		7.6099		
All engines	01/01/00 ->, spanner size 22, thread M14x1.5		7.6217		
All engines				7.1091 T20	

S10 OIL PRESSURE WARNING LIGHT SWITCH	T10 REVERSING LIGHT SWITCH	T20 BRAKE LIGHT SWITCH
T22 SWITCH CLUTCH CONTROL (CRUISE CONTROL)	T23 SWITCH BRAKE ACTUATION (ENGINE TIMING)	T25 SWITCH CLUTCH CONTROL (ENGINE CONTROL)

Vehicle	alim.	kW	Date	Engine	 S10	 T10	 T20 - T23	 T22 - T25
---------	-------	----	------	--------	---	---	--	---

ENGINE				
1.0 X	Petrol	33	05/96-11/98	CDZ (TU9M), TU9M

Engine	Information	S10	T10	T20 - T23	T22 - T25
All engines	COL:black, spanner size 21, switch press. 0.6 bar, thread 16x1.50	7.0021			
All engines	-> 28/11/99, COL:white, spanner size 22MM, thread M14x1.5		7.6099		
Eng. CDZ (TU9M)	29/11/99 ->		7.6217		
Eng. CDZ (TU9M)	no specific info conc. application available			7.1009	T20
All engines	no specific info conc. application available			7.1091	T20

ENGINE				
1.0 X	Petrol	37	05/98-06/03	CDZ (TU9M), TU9M

Engine	Information	S10	T10	T20 - T23	T22 - T25
All engines	COL:black, spanner size 21, switch press. 0.6 bar, thread 16x1.50	7.0021			
All engines	-> 01/12/99, -> 28/11/99, COL:white, spanner size 22MM, thread M14x1.5		7.6099		
All engines	01/01/00 ->, 29/11/99 ->, spanner size 22, thread M14x1.5		7.6217		
Eng. CDZ (TU9M)	no specific info conc. application available			7.1009	T20
All engines	no specific info conc. application available			7.1091	T20

ENGINE				
1.1 BiFuel	Petrol/ Petro- leum Gas (LPG)	44	07/00-06/03	TU1M+

Engine	Information	S10	T10	T20 - T23	T22 - T25
All engines	COL:black, spanner size 21, switch press. 0.6 bar, thread 16x1.50	7.0021			
All engines	spanner size 22, thread M14x1.5		7.6217		
All engines				7.1091	T20

ENGINE				
1.1 X,SX	Petrol	40	05/96-09/03	HDZ (TU1M), TU1M+

Engine	Information	S10	T10	T20 - T23	T22 - T25
All engines	COL:black, spanner size 21, switch press. 0.6 bar, thread 16x1.50	7.0021			
All engines	-> 01/11/99, -> 28/11/99, COL:white, spanner size 22MM, thread M14x1.5		7.6099		
All engines	01/12/99 ->, 29/11/99 ->, spanner size 22, thread M14x1.5		7.6217		
Eng. HDZ (TU1M)	no specific info conc. application available			7.1009	T20
All engines	no specific info conc. application available			7.1091	T20

ENGINE				
1.1 X,SX	Petrol	44	05/96-09/03	HDZ (TU1M), HFX (TU1JP), TU1JP, TU1M+

Engine	Information	S10	T10	T20 - T23	T22 - T25
Eng. HDZ (TU1M), TU1M+	COL:black, spanner size 21, switch press. 0.6 bar, thread 16x1.50	7.0021			
Eng. TU1JP	COL:grey, spanner size 21, switch press. 0.5 bar, thread M16x1.5	7.0116			
Eng. HFX (TU1JP)		7.0130			
All engines	-> 01/11/99, -> 28/11/99, COL:white, spanner size 22MM, thread M14x1.5		7.6099		
All engines	01/12/99 ->, 29/11/99 ->, spanner size 22, thread M14x1.5		7.6217		
Eng. HDZ (TU1M), HFX (TU1JP), TU1M+	-> 01/08/96, no specific info conc. application available, RHD			7.1009	T20
All engines	01/09/96 ->, LHD, no specific info conc. application available, RHD			7.1091	T20

ENGINE				
1.4 VTS	Petrol	55	05/96-06/03	KFW (TU3JP), KFX (TU3JP), TU3JP

Engine	Information	S10	T10	T20 - T23	T22 - T25
All engines	COL:black, euro 2, press. 0, 60 bar, spanner size 21, switch press. 0.6 bar, thread 16x1.50	7.0021			
Eng. TU3JP	COL:grey, euro 3 (D3), spanner size 21, switch press. 0.5 bar, thread M16x1.5	7.0116			
Eng. KFW (TU3JP), KFX (TU3JP)	press. 0, 50 bar	7.0130			
All engines	-> 01/12/99, -> 28/11/99, COL:white, spanner size 22MM, thread M14x1.5		7.6099		
All engines	01/01/00 ->, 29/11/99 ->, spanner size 22, thread M14x1.5		7.6217		
Eng. KFW (TU3JP), KFX (TU3JP)	no specific info conc. application available			7.1009	T20
All engines	no specific info conc. application available			7.1091	T20

S10	OIL PRESSURE WARNING LIGHT SWITCH	T10	REVERSING LIGHT SWITCH	T20	BRAKE LIGHT SWITCH
T22	SWITCH CLUTCH CONTROL (CRUISE CONTROL)	T23	SWITCH BRAKE ACTUATION (ENGINE TIMING)	T25	SWITCH CLUTCH CONTROL (ENGINE CONTROL)

FUNCTIONS ON THE VEHICLE

Vehicle	alim.	kW	Date	Engine	 S10	 T10	 T20 - T23	 T22 - T25
---------	-------	----	------	--------	---	---	--	---

ENGINE				
1.5 D	Diesel	40	09/96-09/03	TUD5, VJY (TUD5)

Engine	Information	S10	T10	T20 - T23	T22 - T25
All engines	-> 03/05/98, COL:black, COL:grey, spanner size 21, switch press. 0.5 bar, thread M16x1.5	7.0116			
Eng. VJY (TUD5)	04/05/98 ->	7.0130			
All engines	-> 01/12/99, -> 28/11/99, COL:white, spanner size 22MM, thread M14x1.5		7.6099		
All engines	01/01/00 ->, 29/11/99 ->, spanner size 22, thread M14x1.5		7.6217		
Eng. VJY (TUD5)	no specific info conc. application available			7.1009	T20
All engines	no specific info conc. application available			7.1091	T20

ENGINE				
1.5 D	Diesel	42	09/96-06/01	TUD5, VJZ (TUD5)

Engine	Information	S10	T10	T20 - T23	T22 - T25
All engines	-> 03/05/98, COL:black, COL:grey, spanner size 21, switch press. 0.5 bar, thread M16x1.5	7.0116			
Eng. VJZ (TUD5)	04/05/98 ->	7.0130			
All engines	-> 01/12/99, -> 28/11/99, COL:white, spanner size 22MM, thread M14x1.5		7.6099		
All engines	01/01/00 ->, 29/11/99 ->, spanner size 22, thread M14x1.5		7.6217		
Eng. VJZ (TUD5)	no specific info conc. application available			7.1009	T20
All engines	no specific info conc. application available			7.1091	T20

ENGINE				
1.5 D	Diesel	43	07/01-04/04	TUD5B

Engine	Information	S10	T10	T20 - T23	T22 - T25
All engines	COL:grey, spanner size 21, switch press. 0.5 bar, thread M16x1.5	7.0116			
All engines	spanner size 22, thread M14x1.5		7.6217		
All engines				7.1091	T20

ENGINE				
1.6	Petrol	66	02/96-06/03	NFZ (TU5JP), TU5JP

Engine	Information	S10	T10	T20 - T23	T22 - T25
All engines	COL:black, spanner size 21, switch press. 0.6 bar, thread 16x1.50	7.0021			
All engines	-> 01/12/99, -> 28/11/99, COL:white, spanner size 22MM, thread M14x1.5		7.6099		
All engines	01/01/00 ->, 29/11/99 ->, spanner size 22, thread M14x1.5		7.6217		
Eng. NFZ (TU5JP)	no specific info conc. application available			7.1009	T20
All engines	no specific info conc. application available			7.1091	T20

ENGINE				
1.6	Petrol	74	02/01-04/04	NFT (TU5JP), TU5JP

Engine	Information	S10	T10	T20 - T23	T22 - T25
Eng. TU5JP	COL:grey, spanner size 21, switch press. 0.5 bar, thread M16x1.5	7.0116			
Eng. NFT (TU5JP)		7.0130			
Eng. NFT (TU5JP)	-> 28/11/99		7.6099		
All engines	29/11/99 ->, spanner size 22, thread M14x1.5		7.6217		
Eng. NFT (TU5JP)	no specific info conc. application available			7.1009	T20
All engines	no specific info conc. application available			7.1091	T20

ENGINE				
1.6	Petrol	88	02/96-04/04	NFX (TU5JP4), TU5J4

Engine	Information	S10	T10	T20 - T23	T22 - T25
All engines	COL:black, spanner size 21, switch press. 0.6 bar, thread 16x1.50	7.0021			
All engines	-> 01/12/99, -> 28/11/99, COL:white, spanner size 22MM, thread M14x1.5		7.6099		
All engines	01/01/00 ->, 29/11/99 ->, spanner size 22, thread M14x1.5		7.6217		
Eng. NFX (TU5JP4)	no specific info conc. application available			7.1009	T20
All engines	no specific info conc. application available			7.1091	T20

ENGINE				
1.6 VTL,VTR	Petrol	65	05/96-06/03	NFZ (TU5JP), TU5JP

Engine	Information	S10	T10	T20 - T23	T22 - T25
All engines	COL:black, spanner size 21, switch press. 0.6 bar, thread 16x1.50	7.0021			
All engines	-> 01/12/99, -> 28/11/99, COL:white, spanner size 22MM, thread M14x1.5		7.6099		
All engines	01/01/00 ->, 29/11/99 ->, spanner size 22, thread M14x1.5		7.6217		
Eng. NFZ (TU5JP)	no specific info conc. application available			7.1009	T20

S10 OIL PRESSURE WARNING LIGHT SWITCH	T10 REVERSING LIGHT SWITCH	T20 BRAKE LIGHT SWITCH
T22 SWITCH CLUTCH CONTROL (CRUISE CONTROL)	T23 SWITCH BRAKE ACTUATION (ENGINE TIMING)	T25 SWITCH CLUTCH CONTROL (ENGINE CONTROL)

FUNCTIONS ON THE VEHICLE

Vehicle	alim.	kW	Date	Engine	 S10	 T10	 T20 - T23	 T22 - T25
---------	-------	----	------	--------	---	---	--	---

				ENGINE
1.6 VTL,VTR	Petrol	65	05/96-06/03	NFZ (TU5JP), TU5JP

Engine	Information	S10	T10	T20 - T23	T22 - T25
All engines	no specific info conc. application available			7.1091 T20	

				ENGINE
1.6 VTR	Petrol	80	05/96-07/99	NFX (TU5JP4)

Engine	Information	S10	T10	T20 - T23	T22 - T25
All engines		7.0021			
All engines	-> 28/11/99		7.6099		
All engines	29/11/99 ->		7.6217		
All engines	no specific info conc. application available			7.1009, 7.1091 T20	

				ENGINE
1.6 VTS	Petrol	72	09/00-09/03	NFT (TU5JP), TU5JP

Engine	Information	S10	T10	T20 - T23	T22 - T25
Eng. TU5JP	COL:grey, spanner size 21, switch press. 0.5 bar, thread M16x1.5	7.0116			
Eng. NFT (TU5JP)		7.0130			
Eng. NFT (TU5JP)	-> 28/11/99		7.6099		
All engines	29/11/99 ->, spanner size 22, thread M14x1.5		7.6217		
Eng. NFT (TU5JP)	no specific info conc. application available			7.1009 T20	
All engines	no specific info conc. application available			7.1091 T20	

				ENGINE
1.6 VTS	Petrol	87	06/96-09/03	NFX (TU5JP4), TU5J4

Engine	Information	S10	T10	T20 - T23	T22 - T25
All engines	COL:black, spanner size 21, switch press. 0.6 bar, thread 16x1.50	7.0021			
All engines	-> 01/12/99, -> 28/11/99, COL:white, spanner size 22MM, thread M14x1.5		7.6099		
All engines	01/01/00 ->, 29/11/99 ->, spanner size 22, thread M14x1.5		7.6217		
Eng. NFX (TU5JP4)	no specific info conc. application available			7.1009 T20	
All engines	no specific info conc. application available			7.1091 T20	

				ENGINE
Electric	Electric	20	11/96-06/03	SA13

Engine	Information	S10	T10	T20 - T23	T22 - T25
All engines				7.1091 T20	

SPACETOURER

				ENGINE
1.5 BlueHDi 100	Diesel	75	06/18->	DV5RUCD

Engine	Information	S10	T10	T20 - T23	T22 - T25
All engines	spanner size 22, thread M14x1.5		7.6217		
All engines				7.1286 T20	
All engines	COL:grey				7.1210 T22

				ENGINE
1.5 BlueHDi 120	Diesel	88	06/18->	DV5RUC

Engine	Information	S10	T10	T20 - T23	T22 - T25
All engines	spanner size 22, thread M14x1.5		7.6217		
All engines				7.1286 T20	
All engines	COL:grey				7.1210 T22

				ENGINE
1.6 BlueHDi 115	Diesel	85	04/16->	DV6FCU




Engine	Information	S10	T10	T20 - T23	T22 - T25
All engines	spanner size 22, thread M14x1.5		7.6217		
All engines	COL:grey		7.6218		7.1210 T22
All engines				7.1286 T20	

				ENGINE
1.6 BlueHDi 95	Diesel	70	04/16->	DV6FDU

Engine	Information	S10	T10	T20 - T23	T22 - T25
All engines	COL:grey		7.6218		
All engines				7.1286 T20	
All engines	COL:grey, -keyless Entry/Go system				7.1210 T22

S10 OIL PRESSURE WARNING LIGHT SWITCH	T10 REVERSING LIGHT SWITCH	T20 BRAKE LIGHT SWITCH
T22 SWITCH CLUTCH CONTROL (CRUISE CONTROL)	T23 SWITCH BRAKE ACTUATION (ENGINE TIMING)	T25 SWITCH CLUTCH CONTROL (ENGINE CONTROL)

FUNCTIONS ON THE VEHICLE

Vehicle	alim.	kW	Date	Engine	 S10	 T10	 T20 - T23	 T22 - T25
---------	-------	----	------	--------	---	---	--	---

ENGINE				
2.0 BlueHDi 120	Diesel	90	04/16->	AHJ (DW10FE), AHK (DW10FE), DW10FE

Engine	Information	S10	T10	T20 - T23	T22 - T25
All engines	no specific info conc. application available, spanner size 22, thread M14x1.5		7.6217		
Eng. AHJ (DW10FE), AHK (DW10FE)	no specific info conc. application available		7.6218		
All engines				7.1286 T20	
All engines	COL:grey				7.1210 T22

ENGINE				
2.0 BlueHDi 150	Diesel	110	04/16->	DW10FD

Engine	Information	S10	T10	T20 - T23	T22 - T25
All engines	spanner size 22, thread M14x1.5		7.6217		
All engines	COL:grey		7.6218		
All engines				7.1286 T20	
All engines	COL:grey, -keyless Entry/Go system				7.1210 T22

ENGINE				
2.0 BlueHDi 180	Diesel	130	04/16->	DW10FC

Engine	Information	S10	T10	T20 - T23	T22 - T25
All engines				7.1286 T20	

VISA

ENGINE				
11 E	Petrol	35	09/78-06/88	109K

Engine	Information	S10	T10	T20 - T23	T22 - T25
All engines			7.6015	7.1020 T20	

XANTIA I

ENGINE				
1.6 i	Petrol	65	03/93-03/01	BFZ (XU5JP)

Engine	Information	S10	T10	T20 - T23	T22 - T25
All engines		7.0116	7.6108		

ENGINE				
1.8 i	Petrol	66	04/97-04/03	LFZ (XU7JB)

Engine	Information	S10	T10	T20 - T23	T22 - T25
All engines		7.0116	7.6108		

ENGINE				
1.8 i	Petrol	74	03/93-01/98	LFZ (XU7JP)

Engine	Information	S10	T10	T20 - T23	T22 - T25
All engines		7.0116			
All engines	+manual transmission		7.6108		

ENGINE				
1.8 i 16V	Petrol	81	06/95-04/03	LFY (XU7JP4)

Engine	Information	S10	T10	T20 - T23	T22 - T25
All engines		7.0116	7.6108		

ENGINE				
1.9 D	Diesel	51	06/94-01/98	D9B (XUD9A/L)

Engine	Information	S10	T10	T20 - T23	T22 - T25
All engines		7.0116			
All engines	+manual transmission		7.6108		

ENGINE				
1.9 SD	Diesel	55	02/96-04/03	DHW (XUD9SD)

Engine	Information	S10	T10	T20 - T23	T22 - T25
All engines		7.0116	7.6108		





ENGINE				
1.9 Turbo D	Diesel	66	05/93-04/03	D8B (XUD9TF), DHX (XUD9TF/BTF), DHY (XUD9TE/Y)

Engine	Information	S10	T10	T20 - T23	T22 - T25
All engines		7.0116	7.6108		

ENGINE				
2.0	Petrol	95	03/93-05/95	RFX XU10J2C/Z L3


Engine	Information	S10	T10	T20 - T23	T22 - T25
All engines		7.0116			
All engines	+manual transmission		7.6108		

S10	OIL PRESSURE WARNING LIGHT SWITCH	T10	REVERSING LIGHT SWITCH	T20	BRAKE LIGHT SWITCH
T22	SWITCH CLUTCH CONTROL (CRUISE CONTROL)	T23	SWITCH BRAKE ACTUATION (ENGINE TIMING)	T25	SWITCH CLUTCH CONTROL (ENGINE CONTROL)

Vehicle	alim.	kW	Date	Engine	 S10	 T10	 T20 - T23	 T22 - T25
ENGINE								
2.0 HDI 109	Diesel	80	02/99-04/03	RHZ (DW10ATED)				
Engine	Information				S10	T10	T20 - T23	T22 - T25
All engines					7.0130			7.1214 T22
All engines	-> 28/11/99					7.6099		
All engines	29/11/99 ->					7.6217		
ENGINE								
2.0 HDI 90	Diesel	66	03/99-04/03	RHY (DW10TD)				
Engine	Information				S10	T10	T20 - T23	T22 - T25
All engines					7.0130			
All engines	-> 28/11/99					7.6108		
All engines	29/11/99 ->					7.6218		
All engines	LHD							7.1214 T22
ENGINE								
2.0 i	Petrol	89	03/93-04/03	RFX (XU10J2C)				
Engine	Information				S10	T10	T20 - T23	T22 - T25
All engines					7.0116			
All engines	+manual transmission					7.6108		
ENGINE								
2.0 i 16V	Petrol	110	06/94-01/98	RFT (XU10J4/Z)				
Engine	Information				S10	T10	T20 - T23	T22 - T25
All engines					7.0116	7.6108		
ENGINE								
2.0 i 16V	Petrol	112	03/93-01/98	RFY (XU10J4/Z)				
Engine	Information				S10	T10	T20 - T23	T22 - T25
All engines					7.0116	7.6108		
ENGINE								
2.0 i 16V	Petrol	97	06/95-04/03	RFV (XU10J4R)				
Engine	Information				S10	T10	T20 - T23	T22 - T25
All engines					7.0116	7.6108		
ENGINE								
2.0 i SX 16V	Petrol	112	04/94-05/95	XU10J4D				
Engine	Information				S10	T10	T20 - T23	T22 - T25
All engines					7.0116	7.6108		
ENGINE								
2.0 i VSX 16V	Petrol	112	03/93-05/95	XU10J4D				
Engine	Information				S10	T10	T20 - T23	T22 - T25
All engines					7.0116	7.6108		
ENGINE								
2.0 Turbo	Petrol	108	06/95-04/03	RGX (XU10J2TE)				
Engine	Information				S10	T10	T20 - T23	T22 - T25
All engines					7.0116	7.6099		
ENGINE								
2.1 Turbo D 12V	Diesel	80	06/95-02/99	P8C (XUD11BTE)				
Engine	Information				S10	T10	T20 - T23	T22 - T25
All engines					7.0116	7.6099		
ENGINE								
3.0 i 24V	Petrol	140	01/97-04/03	XFZ (ES9J4)				
Engine	Information				S10	T10	T20 - T23	T22 - T25
All engines					7.0116	7.6099		
ENGINE								
3.0 V6	Petrol	140	01/98-04/03	XFZ (ES9J4)				
Engine	Information				S10	T10	T20 - T23	T22 - T25
All engines	-> 03/05/98				7.0116			
All engines	04/05/98 ->				7.0130			
All engines	-> 28/11/99					7.6099		
All engines	29/11/99 ->					7.6217		

S10 OIL PRESSURE WARNING LIGHT SWITCH	T10 REVERSING LIGHT SWITCH	T20 BRAKE LIGHT SWITCH
T22 SWITCH CLUTCH CONTROL (CRUISE CONTROL)	T23 SWITCH BRAKE ACTUATION (ENGINE TIMING)	T25 SWITCH CLUTCH CONTROL (ENGINE CONTROL)

FUNCTIONS ON THE VEHICLE

Vehicle	alim.	kW	Date	Engine	 S10	 T10	 T20 - T23	 T22 - T25
---------	-------	----	------	--------	---	---	--	---

XANTIA II

				ENGINE
1.6 i SX	Petrol	65	01/98-03/01	BFZ (XU5JP)

Engine	Information	S10	T10	T20 - T23	T22 - T25
All engines	-> 03/05/98	7.0116			
All engines	04/05/98 ->	7.0130			
All engines	-> 28/11/99		7.6108		
All engines	29/11/99 ->		7.6218		

				ENGINE
1.8 i	Petrol	66	01/98-04/03	LFX (XU7JB)

Engine	Information	S10	T10	T20 - T23	T22 - T25
All engines	-> 03/05/98	7.0116			
All engines	04/05/98 ->	7.0130			
All engines	-> 28/11/99		7.6108		
All engines	29/11/99 ->		7.6218		

				ENGINE
1.8 i 16V	Petrol	81	01/98-04/03	LFY (XU7JP4)

Engine	Information	S10	T10	T20 - T23	T22 - T25
All engines	-> 31/05/98	7.0116			
All engines	01/06/98 ->	7.0130			
All engines	-> 28/11/99		7.6108		
All engines	29/11/99 ->		7.6218		

				ENGINE
1.9 SD	Diesel	55	01/98-04/03	DHW (XUD9SD)

Engine	Information	S10	T10	T20 - T23	T22 - T25
All engines	-> 03/05/98	7.0116			
All engines	04/05/98 ->	7.0130			
All engines	-> 28/11/99		7.6108		
All engines	29/11/99 ->		7.6218		

				ENGINE
1.9 Turbo D	Diesel	66	01/98-04/03	D8B (XUD9TF), DHX (XUD9TF/BTF), DHY (XUD9TE/Y)

Engine	Information	S10	T10	T20 - T23	T22 - T25
All engines	-> 03/05/98	7.0116			
All engines	04/05/98 ->	7.0130			
All engines	-> 28/11/99		7.6108		
All engines	29/11/99 ->		7.6218		

				ENGINE
2.0 i	Petrol	89	01/98-04/03	RFX (XU10J2C)

Engine	Information	S10	T10	T20 - T23	T22 - T25
All engines		7.0116			

				ENGINE
2.0 i 16V	Petrol	97	01/98-04/03	RFV (XU10J4R)

Engine	Information	S10	T10	T20 - T23	T22 - T25
All engines	-> 03/05/98	7.0116			
All engines	04/05/98 ->	7.0130			
All engines	-> 28/11/99		7.6108		
All engines	29/11/99 ->		7.6218		


				ENGINE
2.0 Turbo	Petrol	108	01/98-04/03	RGX (XU10J2TE)

Engine	Information	S10	T10	T20 - T23	T22 - T25
All engines	-> 03/05/98	7.0116			
All engines	04/05/98 ->	7.0130			
All engines	-> 28/11/99		7.6099		
All engines	29/11/99 ->		7.6217		
All engines	02/10/98 ->, LHD				7.1219 T22

				ENGINE
2.1 Turbo D 12V	Diesel	80	01/98-02/99	P8C (XUD11BTE)

Engine	Information	S10	T10	T20 - T23	T22 - T25
All engines		7.0116			
All engines	-> 28/11/99		7.6099		
All engines	29/11/99 ->		7.6217		

S10 OIL PRESSURE WARNING LIGHT SWITCH	T10 REVERSING LIGHT SWITCH	T20 BRAKE LIGHT SWITCH
T22 SWITCH CLUTCH CONTROL (CRUISE CONTROL)	T23 SWITCH BRAKE ACTUATION (ENGINE TIMING)	T25 SWITCH CLUTCH CONTROL (ENGINE CONTROL)

Vehicle	alim.	kW	Date	Engine	 S10	 T10	 T20 - T23	 T22 - T25
---------	-------	----	------	--------	---	---	--	---

				ENGINE
3.0 V6	Petrol	140	01/98-04/03	XFZ (ES9J4)

Engine	Information	S10	T10	T20 - T23	T22 - T25
All engines	-> 03/05/98	7.0116			
All engines	04/05/98 ->	7.0130			
All engines	-> 28/11/99		7.6099		
All engines	29/11/99 ->		7.6217		

				ENGINE
2.0	Petrol	84	05/89-04/94	--

Engine	Information	S10	T10	T20 - T23	T22 - T25
All engines		7.0116	7.6108		

				ENGINE
2.0 i	Petrol	79	05/89-04/94	RDZ (XU10MZ)

Engine	Information	S10	T10	T20 - T23	T22 - T25
All engines		7.0116	7.6108		

				ENGINE
2.0 i	Petrol	89	05/89-06/94	RFZ (XU10J2)

Engine	Information	S10	T10	T20 - T23	T22 - T25
All engines		7.0116	7.6108		

				ENGINE
2.0 i Turbo	Petrol	104	09/92-06/94	RGY (XU10J2TE/Z)

Engine	Information	S10	T10	T20 - T23	T22 - T25
All engines		7.0116	7.6099		

				ENGINE
2.0 Turbo	Petrol	104	09/92-04/94	RGY (XU10J2TE/Z)

Engine	Information	S10	T10	T20 - T23	T22 - T25
All engines		7.0116	7.6099		

				ENGINE
2.1 D 12V	Diesel	60	05/89-06/94	P9A (XUD11A)

Engine	Information	S10	T10	T20 - T23	T22 - T25
All engines	-> 01/06/92	7.0021			
All engines	02/06/92 ->	7.0116			
All engines			7.6108		

				ENGINE
2.1 TD 12V	Diesel	80	05/89-06/94	P8A (XUD11ATE), P8C (XU-D11BTE), PHZ (XUD11ATE), PJZ (XUD11ATE)

Engine	Information	S10	T10	T20 - T23	T22 - T25
All engines		7.0021	7.6099		

				ENGINE
3.0	Petrol	123	05/89-05/94	UFZ (ZPJ/Z)

Engine	Information	S10	T10	T20 - T23	T22 - T25
All engines		7.0116	7.6099		

				ENGINE
3.0 V6	Petrol	123	05/89-06/94	SFZ (ZPJ/Z), UFZ (ZPJ/Z)

Engine	Information	S10	T10	T20 - T23	T22 - T25
All engines		7.0116	7.6099		

				ENGINE
3.0 V6 24V	Petrol	147	07/90-06/94	SKZ (ZPJ4/Z), UKZ (ZPJ4/Z)

Engine	Information	S10	T10	T20 - T23	T22 - T25
All engines		7.0116	7.6099		

				ENGINE
2.0 i	Petrol	95	07/94-07/99	XU10J2





Engine	Information	S10	T10	T20 - T23	T22 - T25
All engines		7.0116	7.6108		

				ENGINE
2.0 i 16V	Petrol	97	05/94-10/00	RFV (XU10J4R)

Engine	Information	S10	T10	T20 - T23	T22 - T25
All engines	-> 03/05/98	7.0116			
All engines	04/05/98 ->	7.0130			

S10 OIL PRESSURE WARNING LIGHT SWITCH	T10 REVERSING LIGHT SWITCH	T20 BRAKE LIGHT SWITCH
T22 SWITCH CLUTCH CONTROL (CRUISE CONTROL)	T23 SWITCH BRAKE ACTUATION (ENGINE TIMING)	T25 SWITCH CLUTCH CONTROL (ENGINE CONTROL)

FUNCTIONS ON THE VEHICLE

Vehicle	alim.	kW	Date	Engine	 S10	 T10	 T20 - T23	 T22 - T25
---------	-------	----	------	--------	---	---	--	---

				ENGINE
2.0 i 16V	Petrol	97	05/94-10/00	RFV (XU10J4R)

Engine	Information	S10	T10	T20 - T23	T22 - T25
All engines	see connection type, t.tnr. ME		7.6099, 7.6217		
All engines	t.tnr. BE3, BE3R		7.6108		

				ENGINE
2.0 Turbo	Petrol	108	05/94-10/00	RGX (XU10J2TE), RGY (XU10J2TE/Z)

Engine	Information	S10	T10	T20 - T23	T22 - T25
All engines	-> 03/05/98	7.0116			
All engines	04/05/98 ->	7.0130			
All engines	see connection type		7.6099, 7.6217		

				ENGINE
2.1 D12	Diesel	60	07/94-06/96	P9A (XUD11A)

Engine	Information	S10	T10	T20 - T23	T22 - T25
All engines		7.0116	7.6108		

				ENGINE
2.1 TD 12V	Diesel	80	05/94-10/00	P8A (XUD11ATE), P8C (XU-D11BTE), PHZ (XUD11A-TE), PJZ (XUD11ATE)

Engine	Information	S10	T10	T20 - T23	T22 - T25
All engines		7.0116			
All engines	see connection type		7.6099, 7.6217		

				ENGINE
2.5 TD	Diesel	95	05/94-10/00	THY (DK5ATE)

Engine	Information	S10	T10	T20 - T23	T22 - T25
All engines	-> 29/04/98	7.0116			
All engines	30/04/98 ->	7.0130			
All engines	see connection type		7.6099, 7.6217		
All engines	+cruise control, RHD				7.1214 T22
All engines	LHD				7.1219 T22

				ENGINE
3.0 V6	Petrol	123	05/94-10/00	SFZ (ZPJ/Z), UFZ (ZPJ/Z)

Engine	Information	S10	T10	T20 - T23	T22 - T25
All engines		7.0116			
All engines	see connection type		7.6099, 7.6217		
All engines	+cruise control, RHD				7.1214 T22
All engines	LHD				7.1219 T22

				ENGINE
3.0 V6	Petrol	140	04/97-10/00	XFZ (ES9J4)

Engine	Information	S10	T10	T20 - T23	T22 - T25
All engines	-> 03/05/98	7.0116			
All engines	04/05/98 ->	7.0130			
All engines	see connection type		7.6099, 7.6217		
All engines					7.1219 T22

				ENGINE
3.0 V6 24V	Petrol	147	05/94-10/00	SKZ (ZPJ4/Z), UKZ (ZPJ4/Z)

Engine	Information	S10	T10	T20 - T23	T22 - T25
All engines		7.0116			
All engines	see connection type		7.6099, 7.6217		
All engines	+cruise control, RHD				7.1214 T22
All engines	LHD				7.1219 T22

XSARA

				ENGINE
1.4	Petrol	55	05/98-03/05	TU3JP

Engine	Information	S10	T10	T20 - T23	T22 - T25
All engines	-> 01/08/00, COL:black, spanner size 21, switch press. 0.6 bar, thread 16x1.50	7.0021			
All engines	01/09/00 ->, COL:grey, spanner size 21, switch press. 0.5 bar, thread M16x1.5	7.0116			
All engines	-> 01/11/99, ->org. 08420, COL:white, spanner size 22MM, t.tnr. MA, thread M14x1.5		7.6099		

S10 OIL PRESSURE WARNING LIGHT SWITCH	T10 REVERSING LIGHT SWITCH	T20 BRAKE LIGHT SWITCH
T22 SWITCH CLUTCH CONTROL (CRUISE CONTROL)	T23 SWITCH BRAKE ACTUATION (ENGINE TIMING)	T25 SWITCH CLUTCH CONTROL (ENGINE CONTROL)

Vehicle	alim.	kW	Date	Engine	 S10	 T10	 T20 - T23	 T22 - T25
---------	-------	----	------	--------	---	---	--	---

XSARA				ENGINE
1.4	Petrol	55	05/98-03/05	TU3JP

Engine	Information	S10	T10	T20 - T23	T22 - T25
All engines	-> 01/11/99, ->org. 08420, COL:white, spanner size 22, t.tnr. BE3R, thread M14x1.5		7.6108		
All engines	01/12/99 ->, org. 08421 ->, spanner size 22, t.tnr. MA, thread M14x1.5		7.6217		
All engines	01/12/99 ->, COL:grey, org. 08421 ->, t.tnr. BE3R		7.6218		
All engines	01/03/02 ->, -ESP, org. 09220 ->			7.1194 T20	
All engines	+ESP, 01/03/02 ->, org. 09220 ->			7.1197 T20	
All engines	-> 01/02/02, ->org. 09219			7.1217 T20	
All engines	COL:brown				7.1219 T25

1.4 BiFuel				ENGINE
Petrol/ Petroleum Gas (LPG)	55	05/98-08/00	TU3JP	

Engine	Information	S10	T10	T20 - T23	T22 - T25
All engines	COL:black, spanner size 21, switch press. 0.6 bar, thread 16X1.50	7.0021			
All engines	-> 01/11/99, ->org. 08420, COL:white, spanner size 22MM, t.tnr. MA, thread M14x1.5		7.6099		
All engines	-> 01/11/99, ->org. 08420, COL:white, spanner size 22, t.tnr. BE3R, thread M14x1.5		7.6108		
All engines	01/12/99 ->, org. 08421 ->, spanner size 22, t.tnr. MA, thread M14x1.5		7.6217		
All engines	01/12/99 ->, COL:grey, org. 08421 ->, t.tnr. BE3R		7.6218		
All engines				7.1217 T20	
All engines	COL:brown				7.1219 T25

1.4 HdI				ENGINE
Diesel	50	01/03->	8HX (DV4TD), 8HZ (DV4TD), DV4TD	

Engine	Information	S10	T10	T20 - T23	T22 - T25
Eng. DV4TD	COL:grey, spanner size 21, switch press. 0.5 bar, thread M16x1.5	7.0116			
Eng. 8HX (DV4TD), 8HZ (DV4TD)		7.0130			
Eng. DV4TD	spanner size 22, t.tnr. MA, thread M14x1.5		7.6217		
All engines	COL:grey, t.tnr. BE3R		7.6218		
All engines	05/02/02 ->, -ESP, pole nr. 2			7.1194 T20	
All engines	+ESP, 05/02/02 ->, pole nr. 4			7.1197 T20	
Eng. 8HX (DV4TD), 8HZ (DV4TD)	+driving school cars, -> 04/02/02, pole nr. 2			7.1217 T20	
Eng. 8HX (DV4TD), 8HZ (DV4TD)	-for driving school cars, RHD				7.1219 T22
Eng. DV4TD	COL:brown				7.1219 T25

1.4 i				ENGINE
Petrol	55	04/97-08/05	KFW (TU3JP), KFX (TU3JP), TU3JP	

Engine	Information	S10	T10	T20 - T23	T22 - T25
Eng. KFX (TU3JP), TU3JP	-> 01/08/00, COL:black, spanner size 21, switch press. 0.6 bar, thread 16X1.50	7.0021			
Eng. TU3JP	01/09/00 ->, COL:grey, spanner size 21, switch press. 0.5 bar, thread M16x1.5	7.0116			
Eng. KFW (TU3JP)		7.0130			
Eng. KFX (TU3JP), TU3JP	-> 01/11/99, -> 28/11/99, ->org. 08420, COL:white, spanner size 22MM, t.tnr. MA, thread M14x1.5		7.6099		
Eng. TU3JP	-> 01/11/99, ->org. 08420, COL:white, spanner size 22, t.tnr. BE3R, thread M14x1.5		7.6108		
All engines	01/12/99 ->, 29/11/99 ->, org. 08421 ->, spanner size 22, t.tnr. MA, thread M14x1.5		7.6217		
Eng. TU3JP	01/12/99 ->, COL:grey, org. 08421 ->, t.tnr. BE3R		7.6218		
Eng. KFW (TU3JP), TU3JP	01/03/02 ->, 05/02/02 ->, -ESP, org. 09220 ->, pole nr. 2			7.1194 T20	
Eng. KFW (TU3JP), TU3JP	+ESP, 01/03/02 ->, 05/02/02 ->, org. 09220 ->, pole nr. 4			7.1197 T20	
All engines	+driving school cars, -> 01/02/02, -> 04/02/02, ->org. 09219, pole nr. 2			7.1217 T20	
Eng. TU3JP	COL:brown				7.1219 T25

S10	OIL PRESSURE WARNING LIGHT SWITCH	T10	REVERSING LIGHT SWITCH	T20	BRAKE LIGHT SWITCH
T22	SWITCH CLUTCH CONTROL (CRUISE CONTROL)	T23	SWITCH BRAKE ACTUATION (ENGINE TIMING)	T25	SWITCH CLUTCH CONTROL (ENGINE CONTROL)

FUNCTIONS ON THE VEHICLE

Vehicle	alim.	kW	Date	Engine	 S10	 T10	 T20 - T23	 T22 - T25
---------	-------	----	------	--------	---	---	--	---

ENGINE				
1.4 LPG	Petrol/ Petro- leum Gas (LPG)	55	05/98-08/00	TU3JP

Engine	Information	S10	T10	T20 - T23	T22 - T25
All engines	COL:black, spanner size 21, switch press. 0.6 bar, thread 16X1.50	7.0021			
All engines	-> 01/11/99, -> org. 08420, COL:white, spanner size 22MM, t.tnr. MA, thread M14x1.5		7.6099		
All engines	-> 01/11/99, -> org. 08420, COL:white, spanner size 22, t.tnr. BE3R, thread M14x1.5		7.6108		
All engines	01/12/99 ->, org. 08421 ->, spanner size 22, t.tnr. MA, thread M14x1.5		7.6217		
All engines	01/12/99 ->, COL:grey, org. 08421 ->, t.tnr. BE3R		7.6218		
All engines				7.1217	T20
All engines	COL:brown				7.1219 T25

ENGINE				
1.5 D	Diesel	42	04/97-09/00	TUD5, VJZ (TUD5)

Engine	Information	S10	T10	T20 - T23	T22 - T25
All engines	-> 03/05/98, -> org. 07846, COL:black, COL:grey, org. 07847 ->, spanner size 21, switch press. 0.5 bar, thread M16x1.5	7.0116			
Eng. VJZ (TUD5)	04/05/98 ->	7.0130			
All engines	-> 01/11/99, -> 28/11/99, -> org. 08420, COL:white, spanner size 22MM, t.tnr. MA, thread M14x1.5		7.6099		
Eng. TUD5	-> 01/11/99, -> org. 08420, COL:white, spanner size 22, t.tnr. BE3R, thread M14x1.5		7.6108		
All engines	01/12/99 ->, 29/11/99 ->, org. 08421 ->, spanner size 22, t.tnr. MA, thread M14x1.5		7.6217		
Eng. TUD5	01/12/99 ->, COL:grey, org. 08421 ->, t.tnr. BE3R		7.6218		
All engines				7.1217	T20

ENGINE				
1.6 16V	Petrol	80	09/00-08/05	NFU (TU5JP4), TU5JP4

Engine	Information	S10	T10	T20 - T23	T22 - T25
Eng. TU5JP4	COL:grey, spanner size 21, switch press. 0.5 bar, thread M16x1.5	7.0116			
Eng. NFU (TU5JP4)		7.0130			
All engines	spanner size 22, t.tnr. MA, thread M14x1.5		7.6217		
Eng. TU5JP4	COL:grey, t.tnr. BE3R		7.6218		
All engines	01/03/02 ->, 05/02/02 ->, -ESP, org. 09220 ->, pole nr. 2			7.1194	T20
All engines	+ESP, 01/03/02 ->, 05/02/02 ->, org. 09220 ->, pole nr. 4			7.1197	T20
All engines	+driving school cars, -> 01/02/02, -> 04/02/02, -> org. 09219, pole nr. 2			7.1217	T20
Eng. TU5JP4	COL:brown				7.1219 T25

ENGINE				
1.6 i	Petrol	65	04/97-09/00	NFZ (TU5JP), TU5JP

Engine	Information	S10	T10	T20 - T23	T22 - T25
All engines	COL:black, spanner size 21, switch press. 0.6 bar, thread 16X1.50	7.0021			
All engines	-> 01/11/99, -> 28/11/99, -> org. 08420, COL:white, spanner size 22MM, t.tnr. MA, thread M14x1.5		7.6099		
Eng. TU5JP	-> 01/11/99, -> org. 08420, COL:white, spanner size 22, t.tnr. BE3R, thread M14x1.5		7.6108		
All engines	01/12/99 ->, 29/11/99 ->, org. 08421 ->, spanner size 22, t.tnr. MA, thread M14x1.5		7.6217		
Eng. TU5JP	01/12/99 ->, COL:grey, org. 08421 ->, t.tnr. BE3R		7.6218		
All engines				7.1217	T20

ENGINE				
1.8	Petrol	66	07/97-08/00	XU7JB

Engine	Information	S10	T10	T20 - T23	T22 - T25
All engines	-> org. 07846, COL:black, COL:grey, org. 07847 ->, spanner size 21, switch press. 0.5 bar, thread M16x1.5	7.0116			
All engines	-> 01/11/99, -> org. 08420, COL:white, spanner size 22MM, t.tnr. MA, thread M14x1.5		7.6099		
All engines	-> 01/11/99, -> org. 08420, COL:white, spanner size 22, t.tnr. BE3R, thread M14x1.5		7.6108		
All engines	01/12/99 ->, org. 08421 ->, spanner size 22, t.tnr. MA, thread M14x1.5		7.6217		
All engines	01/12/99 ->, COL:grey, org. 08421 ->, t.tnr. BE3R		7.6218		
All engines				7.1217	T20

S10 OIL PRESSURE WARNING LIGHT SWITCH	T10 REVERSING LIGHT SWITCH	T20 BRAKE LIGHT SWITCH
T22 SWITCH CLUTCH CONTROL (CRUISE CONTROL)	T23 SWITCH BRAKE ACTUATION (ENGINE TIMING)	T25 SWITCH CLUTCH CONTROL (ENGINE CONTROL)

Vehicle	alim.	kW	Date	Engine	 S10	 T10	 T20 - T23	 T22 - T25
---------	-------	----	------	--------	---	---	--	---

ENGINE				
1.8	Petrol	81	01/98-08/00	XU7JP4

Engine	Information	S10	T10	T20 - T23	T22 - T25
All engines	->org. 07874, COL:black, COL:grey, org. 07875 ->, spanner size 21, switch press. 0.5 bar, thread M16x1.5	7.0116			
All engines	-> 01/11/99, ->org. 08420, COL:white, spanner size 22MM, t.tnr. MA, thread M14x1.5		7.6099		
All engines	-> 01/11/99, ->org. 08420, COL:white, spanner size 22, t.tnr. BE3R, thread M14x1.5		7.6108		
All engines	01/12/99 ->, org. 08421 ->, spanner size 22, t.tnr. MA, thread M14x1.5		7.6217		
All engines	01/12/99 ->, COL:grey, org. 08421 ->, t.tnr. BE3R		7.6218		
All engines				7.1217	T20

ENGINE				
1.8 BiFuel	Petrol/ Petro- leum Gas (LPG)	82	07/97-08/00	XU7JP4

Engine	Information	S10	T10	T20 - T23	T22 - T25
All engines	->org. 07874, COL:black, COL:grey, org. 07875 ->, spanner size 21, switch press. 0.5 bar, thread M16x1.5	7.0116			
All engines	-> 01/11/99, ->org. 08420, COL:white, spanner size 22MM, t.tnr. MA, thread M14x1.5		7.6099		
All engines	-> 01/11/99, ->org. 08420, COL:white, spanner size 22, t.tnr. BE3R, thread M14x1.5		7.6108		
All engines	01/12/99 ->, org. 08421 ->, spanner size 22, t.tnr. MA, thread M14x1.5		7.6217		
All engines	01/12/99 ->, COL:grey, org. 08421 ->, t.tnr. BE3R		7.6218		
All engines				7.1217	T20

ENGINE				
1.8 D	Diesel	43	04/97-09/00	161A (XUD7), A9A (XUD7), XUD7

Engine	Information	S10	T10	T20 - T23	T22 - T25
All engines	-> 03/05/98, COL:black, COL:grey, spanner size 21, switch press. 0.5 bar, thread M16x1.5	7.0116			
Eng. 161A (XUD7), A9A (XUD7)	04/05/98 ->	7.0130			
Eng. XUD7	COL:white, spanner size 22MM, t.tnr. MA, thread M14x1.5		7.6099		
All engines	-> 01/11/99, -> 28/11/99, COL:white, spanner size 22, t.tnr. BE3R, thread M14x1.5		7.6108		
All engines	01/12/99 ->, 29/11/99 ->, COL:grey		7.6218		
All engines				7.1217	T20

ENGINE				
1.8 i	Petrol	66	04/97-09/00	LFX (XU7JB), XU7JB

Engine	Information	S10	T10	T20 - T23	T22 - T25
All engines	-> 03/05/98, ->org. 07846, COL:black, COL:grey, org. 07847 ->, spanner size 21, switch press. 0.5 bar, thread M16x1.5	7.0116			
Eng. LFX (XU7JB)	04/05/98 ->	7.0130			
Eng. XU7JB	-> 01/11/99, ->org. 08420, COL:white, spanner size 22MM, t.tnr. MA, thread M14x1.5		7.6099		
All engines	-> 01/11/99, -> 28/11/99, ->org. 08420, COL:white, spanner size 22, t.tnr. BE3R, thread M14x1.5		7.6108		
Eng. XU7JB	01/12/99 ->, org. 08421 ->, spanner size 22, t.tnr. MA, thread M14x1.5		7.6217		
All engines	01/12/99 ->, 29/11/99 ->, COL:grey, org. 08421 ->, t.tnr. BE3R		7.6218		
All engines				7.1217	T20

ENGINE				
1.8 i	Petrol	74	02/98-09/00	LFZ (XU7JP), XU7JP

Engine	Information	S10	T10	T20 - T23	T22 - T25
Eng. LFZ (XU7JP)	-> 03/05/98	7.0116			
Eng. LFZ (XU7JP)	04/05/98 ->	7.0130			
All engines				7.1217	T20

ENGINE				
1.8 i 16V	Petrol	81	04/97-09/00	LFY (XU7JP4), XU7JP4

Engine	Information	S10	T10	T20 - T23	T22 - T25
All engines	-> 31/05/98, ->org. 07874, COL:black, COL:grey, org. 07875 ->, spanner size 21, switch press. 0.5 bar, thread M16x1.5	7.0116			
Eng. LFY (XU7JP4)	01/06/98 ->	7.0130			
Eng. XU7JP4	-> 01/11/99, ->org. 08420, COL:white, spanner size 22MM, t.tnr. MA, thread M14x1.5		7.6099		
All engines	-> 01/11/99, -> 28/11/99, ->org. 08420, COL:white, spanner size 22, t.tnr. BE3R, thread M14x1.5		7.6108		
Eng. XU7JP4	01/12/99 ->, org. 08421 ->, spanner size 22, t.tnr. MA, thread M14x1.5		7.6217		

S10	OIL PRESSURE WARNING LIGHT SWITCH	T10	REVERSING LIGHT SWITCH	T20	BRAKE LIGHT SWITCH
T22	SWITCH CLUTCH CONTROL (CRUISE CONTROL)	T23	SWITCH BRAKE ACTUATION (ENGINE TIMING)	T25	SWITCH CLUTCH CONTROL (ENGINE CONTROL)

FUNCTIONS ON THE VEHICLE

Vehicle	alim.	kW	Date	Engine	 S10	 T10	 T20 - T23	 T22 - T25
---------	-------	----	------	--------	---	---	--	---

				ENGINE
1.8 i 16V	Petrol	81	04/97-09/00	LFY (XU7JP4), XU7JP4

Engine	Information	S10	T10	T20 - T23	T22 - T25
All engines	01/12/99 ->, 29/11/99 ->, COL:grey, org. 08421 ->, t.tnr. BE3R		7.6218		
All engines				7.1217	T20

				ENGINE
1.8 i Aut.	Petrol	74	04/97-09/00	LFZ (XU7JP), XU7JP

Engine	Information	S10	T10	T20 - T23	T22 - T25
Eng. LFZ (XU7JP)	-> 03/05/98	7.0116			
Eng. LFZ (XU7JP)	04/05/98 ->	7.0130			
All engines				7.1217	T20

				ENGINE
1.8 LPG	Petrol/ Petro- leum Gas (LPG)	81	05/98-08/00	XU7JP4

Engine	Information	S10	T10	T20 - T23	T22 - T25
All engines	COL:grey, spanner size 21, switch press. 0.5 bar, thread M16x1.5	7.0116			
All engines	-> 01/11/99, ->org. 08420, COL:white, spanner size 22MM, t.tnr. MA, thread M14x1.5		7.6099		
All engines	-> 01/11/99, ->org. 08420, COL:white, spanner size 22, t.tnr. BE3R, thread M14x1.5		7.6108		
All engines	01/12/99 ->, org. 08421 ->, spanner size 22, t.tnr. MA, thread M14x1.5		7.6217		
All engines	01/12/99 ->, COL:grey, org. 08421 ->, t.tnr. BE3R		7.6218		
All engines				7.1217	T20

				ENGINE
1.8 LPG	Petrol/ Petro- leum Gas (LPG)	82	01/98-08/00	XU7JP4

Engine	Information	S10	T10	T20 - T23	T22 - T25
All engines	->org. 07874, COL:black, COL:grey, org. 07875 ->, spanner size 21, switch press. 0.5 bar, thread M16x1.5	7.0116			
All engines	-> 01/11/99, ->org. 08420, COL:white, spanner size 22MM, t.tnr. MA, thread M14x1.5		7.6099		
All engines	-> 01/11/99, ->org. 08420, COL:white, spanner size 22, t.tnr. BE3R, thread M14x1.5		7.6108		
All engines	01/12/99 ->, org. 08421 ->, spanner size 22, t.tnr. MA, thread M14x1.5		7.6217		
All engines	01/12/99 ->, COL:grey, org. 08421 ->, t.tnr. BE3R		7.6218		
All engines				7.1217	T20


				ENGINE
1.9 D	Diesel	50	04/97-09/00	DJY (XUD9A), XUD9, XUD9A

Engine	Information	S10	T10	T20 - T23	T22 - T25
All engines	-> 04/05/98, ->org. 07847, COL:black, COL:grey, org. 07848 ->, spanner size 21, switch press. 0.5 bar, thread M16x1.5	7.0116			
Eng. DJY (XUD9A)	05/05/98 ->	7.0130			
Eng. XUD9, XUD9A	-> 01/11/99, ->org. 08420, COL:white, spanner size 22MM, t.tnr. MA, thread M14x1.5		7.6099		
All engines	-> 01/11/99, -> 28/11/99, ->org. 08420, COL:white, spanner size 22, t.tnr. BE3R, thread M14x1.5		7.6108		
Eng. XUD9, XUD9A	01/12/99 ->, org. 08421 ->, spanner size 22, t.tnr. MA, thread M14x1.5		7.6217		
All engines	01/12/99 ->, 29/11/99 ->, COL:grey, org. 08421 ->, t.tnr. BE3R		7.6218		
All engines				7.1217	T20

				ENGINE
1.9 D	Diesel	51	07/98-08/05	DW8, DW8B, WJY (DW8B), WJZ (DW8)

Engine	Information	S10	T10	T20 - T23	T22 - T25
Eng. DW8, DW8B	COL:grey, spanner size 21, switch press. 0.5 bar, thread M16x1.5	7.0116			
Eng. WJY (DW8B), WJZ (DW8)		7.0130			
Eng. DW8, DW8B	-> 01/11/99, ->org. 08420, COL:white, spanner size 22MM, t.tnr. MA, thread M14x1.5		7.6099		
Eng. DW8, DW8B, WJZ (DW8)	-> 01/11/99, -> 28/11/99, ->org. 08420, COL:white, spanner size 22, t.tnr. BE3R, thread M14x1.5		7.6108		
Eng. DW8, DW8B	01/12/99 ->, org. 08421 ->, spanner size 22, t.tnr. MA, thread M14x1.5		7.6217		
All engines	01/12/99 ->, 29/11/99 ->, COL:grey, org. 08421 ->, t.tnr. BE3R		7.6218		
Eng. DW8, DW8B, WJY (DW8B)	01/03/02 ->, 05/02/02 ->, -ESP, org. 09220 ->, pole nr. 2			7.1194	T20

S10 OIL PRESSURE WARNING LIGHT SWITCH	T10 REVERSING LIGHT SWITCH	T20 BRAKE LIGHT SWITCH
T22 SWITCH CLUTCH CONTROL (CRUISE CONTROL)	T23 SWITCH BRAKE ACTUATION (ENGINE TIMING)	T25 SWITCH CLUTCH CONTROL (ENGINE CONTROL)

Vehicle	alim.	kW	Date	Engine	 S10	 T10	 T20 - T23	 T22 - T25
---------	-------	----	------	--------	---	---	--	---

ENGINE				
1.9 D	Diesel	51	07/98-08/05	DW8, DW8B, WJY (DW8B), WJZ (DW8)

Engine	Information	S10	T10	T20 - T23	T22 - T25
Eng. DW8, DW8B, WJY (DW8B)	+ESP, 01/03/02 ->, 05/02/02 ->, org. 09220 ->, pole nr. 4			7.1197 T20	
All engines	+driving school cars, -> 01/02/02, -> 04/02/02, -> org. 09219, pole nr. 2			7.1217 T20	
Eng. WJY (DW8B)	-for driving school cars, RHD				7.1219 T22
Eng. DW8, DW8B	COL: brown				7.1219 T25

ENGINE				
1.9 D	Diesel	55	01/98-09/00	DHV (XUD9BSD), XUD9BSD

Engine	Information	S10	T10	T20 - T23	T22 - T25
All engines	-> 04/05/98, -> org. 07847, COL: black, COL: grey, org. 07848 ->, spanner size 21, switch press. 0.5 bar, thread M16x1.5	7.0116			
Eng. DHV (XUD9BSD)	05/05/98 ->	7.0130			
Eng. XUD9BSD	COL: white, spanner size 22MM, t.tnr. MA, thread M14x1.5		7.6099		
All engines	-> 28/11/99, COL: white, spanner size 22, t.tnr. BE3R, thread M14x1.5		7.6108		
Eng. DHV (XUD9BSD)	29/11/99 ->		7.6218		
All engines				7.1217 T20	

ENGINE				
1.9 D	Diesel	65	05/98-08/00	XUD9TE

Engine	Information	S10	T10	T20 - T23	T22 - T25
All engines	COL: grey, spanner size 21, switch press. 0.5 bar, thread M16x1.5	7.0116			
All engines	-> 01/11/99, COL: white, spanner size 22MM, t.tnr. MA, thread M14x1.5		7.6099		
All engines	-> 01/11/99, COL: white, spanner size 22, t.tnr. BE3R, thread M14x1.5		7.6108		
All engines	01/12/99 ->, spanner size 22, t.tnr. MA, thread M14x1.5		7.6217		
All engines	01/12/99 ->, COL: grey, t.tnr. BE3R		7.6218		
All engines				7.1217 T20	

ENGINE				
1.9 DT	Diesel	55	01/98-09/00	XUD9BSD

Engine	Information	S10	T10	T20 - T23	T22 - T25
All engines	-> org. 07847, COL: black, COL: grey, org. 07848 ->, spanner size 21, switch press. 0.5 bar, thread M16x1.5	7.0116			
All engines	-> 01/11/99, -> org. 08420, COL: white, spanner size 22MM, t.tnr. MA, thread M14x1.5		7.6099		
All engines	-> 01/11/99, -> org. 08420, COL: white, spanner size 22, t.tnr. BE3R, thread M14x1.5		7.6108		
All engines	01/12/99 ->, org. 08421 ->, spanner size 22, t.tnr. MA, thread M14x1.5		7.6217		
All engines	01/12/99 ->, COL: grey, org. 08421 ->, t.tnr. BE3R		7.6218		
All engines				7.1217 T20	

ENGINE				
1.9 SD	Diesel	55	01/98-09/00	DHV (XUD9BSD)

Engine	Information	S10	T10	T20 - T23	T22 - T25
All engines	-> 04/05/98	7.0116			
All engines	05/05/98 ->	7.0130			
All engines	-> 28/11/99		7.6108		
All engines	29/11/99 ->		7.6218		
All engines				7.1217 T20	

ENGINE				
1.9 TD	Diesel	66	04/97-09/00	DHY (XUD9TE/Y), XUD9TE

Engine	Information	S10	T10	T20 - T23	T22 - T25
All engines	-> 04/05/98, -> org. 07847, COL: black, COL: grey, org. 07848 ->, spanner size 21, switch press. 0.5 bar, thread M16x1.5	7.0116			
Eng. DHY (XUD9TE/Y)	05/05/98 ->	7.0130			
Eng. XUD9TE	-> 01/11/99, -> org. 08420, COL: white, spanner size 22MM, t.tnr. MA, thread M14x1.5		7.6099		
All engines	-> 01/11/99, -> 28/11/99, -> org. 08420, COL: white, spanner size 22, t.tnr. BE3R, thread M14x1.5		7.6108		
Eng. XUD9TE	01/12/99 ->, org. 08421 ->, spanner size 22, t.tnr. MA, thread M14x1.5		7.6217		
All engines	01/12/99 ->, 29/11/99 ->, COL: grey, org. 08421 ->, t.tnr. BE3R		7.6218		
All engines				7.1217 T20	

S10 OIL PRESSURE WARNING LIGHT SWITCH	T10 REVERSING LIGHT SWITCH	T20 BRAKE LIGHT SWITCH
T22 SWITCH CLUTCH CONTROL (CRUISE CONTROL)	T23 SWITCH BRAKE ACTUATION (ENGINE TIMING)	T25 SWITCH CLUTCH CONTROL (ENGINE CONTROL)

FUNCTIONS ON THE VEHICLE

Vehicle	alim.	kW	Date	Engine	 S10	 T10	 T20 - T23	 T22 - T25
---------	-------	----	------	--------	---	---	--	---

ENGINE				
2.0	Petrol	120	06/97-10/04	XU10J4RS

Engine	Information	S10	T10	T20 - T23	T22 - T25
All engines	->org. 08057, COL:black, COL:grey, org. 08058 ->, spanner size 21, switch press. 0.5 bar, thread M16x1.5	7.0116			
All engines	-> 01/11/99, ->org. 08420, COL:white, spanner size 22MM, t.tnr. MA, thread M14x1.5		7.6099		
All engines	-> 01/11/99, ->org. 08420, COL:white, spanner size 22, t.tnr. BE3R, thread M14x1.5		7.6108		
All engines	01/12/99 ->, org. 08421 ->, spanner size 22, t.tnr. MA, thread M14x1.5		7.6217		
All engines	01/12/99 ->, COL:grey, org. 08421 ->, t.tnr. BE3R		7.6218		
All engines	01/03/02 ->, -ESP, org. 09220 ->			7.1194	T20
All engines	+ESP, 01/03/02 ->, org. 09220 ->			7.1197	T20
All engines	-> 01/02/02, ->org. 09219			7.1217	T20
All engines	COL:brown				7.1219 T25

ENGINE				
2.0 16V	Petrol	100	09/00-08/05	EW10J4, RFN (EW10J4)

Engine	Information	S10	T10	T20 - T23	T22 - T25
Eng. EW10J4	COL:grey, spanner size 21, switch press. 0.5 bar, thread M16x1.5	7.0116			
Eng. RFN (EW10J4)		7.0130			
Eng. EW10J4	spanner size 22, t.tnr. MA, thread M14x1.5		7.6217		
All engines	COL:grey, t.tnr. BE3R		7.6218		
All engines	01/03/02 ->, 05/02/02 ->, -ESP, org. 09220 ->, pole nr. 2			7.1194	T20
All engines	+ESP, 01/03/02 ->, 05/02/02 ->, org. 09220 ->, pole nr. 4			7.1197	T20
All engines	+driving school cars, -> 01/02/02, -> 04/02/02, ->org. 09219, pole nr. 2			7.1217	T20
Eng. RFN (EW10J4)	-for driving school cars, RHD				7.1219 T22
Eng. EW10J4	COL:brown				7.1219 T25

ENGINE				
2.0 16V	Petrol	120	04/97-09/00	RFS (XU10J4RS), XU10J4RS

Engine	Information	S10	T10	T20 - T23	T22 - T25
All engines	-> 30/11/98, ->org. 08057, COL:black, COL:grey, org. 08058 ->, spanner size 21, switch press. 0.5 bar, thread M16x1.5	7.0116			
Eng. RFS (XU10J4RS)	01/12/98 ->	7.0130			
All engines	-> 01/11/99, -> 28/11/99, ->org. 08420, COL:white, spanner size 22, thread M14x1.5		7.6108		
All engines	01/12/99 ->, 29/11/99 ->, COL:grey, org. 08421 ->		7.6218		
Eng. XU10J4RS	01/03/02 ->, -ESP, org. 09220 ->			7.1194	T20
Eng. XU10J4RS	+ESP, 01/03/02 ->, org. 09220 ->			7.1197	T20
All engines	-> 01/02/02, ->org. 09219			7.1217	T20
Eng. XU10J4RS	COL:brown				7.1219 T25


ENGINE				
2.0 16V	Petrol	97	07/98-09/00	RFV (XU10J4R), XU10J4R

Engine	Information	S10	T10	T20 - T23	T22 - T25
Eng. XU10J4R	COL:grey, spanner size 21, switch press. 0.5 bar, thread M16x1.5	7.0116			
Eng. RFV (XU10J4R)		7.0130			
Eng. XU10J4R	-> 01/11/99, ->org. 08420, COL:white, spanner size 22MM, t.tnr. MA, thread M14x1.5		7.6099		
All engines	-> 01/11/99, -> 28/11/99, ->org. 08420, COL:white, spanner size 22, t.tnr. BE3R, thread M14x1.5		7.6108		
Eng. XU10J4R	01/12/99 ->, org. 08421 ->, spanner size 22, t.tnr. MA, thread M14x1.5		7.6217		
All engines	01/12/99 ->, 29/11/99 ->, COL:grey, org. 08421 ->, t.tnr. BE3R		7.6218		
All engines				7.1217	T20

ENGINE				
2.0 HDi	Diesel	66	09/00-03/05	DW10TD

Engine	Information	S10	T10	T20 - T23	T22 - T25
All engines	COL:grey, spanner size 21, switch press. 0.5 bar, thread M16x1.5	7.0116			
All engines	spanner size 22, t.tnr. MA, thread M14x1.5		7.6217		
All engines	COL:grey, t.tnr. BE3R		7.6218		
All engines	01/03/02 ->, -cruise control, -ESP, org. 09220 ->			7.1194	T20
All engines	+cruise control, +ESP, 01/03/02 ->, org. 09220 ->			7.1197	T20
All engines	-> 01/02/02, ->org. 09219			7.1217	T20
All engines	COL:brown				7.1219 T25

S10	OIL PRESSURE WARNING LIGHT SWITCH	T10	REVERSING LIGHT SWITCH	T20	BRAKE LIGHT SWITCH
T22	SWITCH CLUTCH CONTROL (CRUISE CONTROL)	T23	SWITCH BRAKE ACTUATION (ENGINE TIMING)	T25	SWITCH CLUTCH CONTROL (ENGINE CONTROL)

Vehicle	alim.	kW	Date	Engine	 S10	 T10	 T20 - T23	 T22 - T25
---------	-------	----	------	--------	---	---	--	---

ENGINE				
2.0 HDi 109	Diesel	80	05/01-08/05	DW10ATED, RHZ (DW10ATED)

Engine	Information	S10	T10	T20 - T23	T22 - T25
Eng. DW10ATED	COL:grey, spanner size 21, switch press. 0.5 bar, thread M16x1.5	7.0116			
Eng. RHZ (DW10ATED)		7.0130			
Eng. DW10ATED	spanner size 22, t.tnr. MA, thread M14x1.5		7.6217		
All engines	COL:grey, t.tnr. BE3R		7.6218		
All engines	01/03/02 ->, 05/02/02 ->, -ESP, org. 09220 ->, pole nr. 2			7.1194 T20	
All engines	+ESP, 01/03/02 ->, 05/02/02 ->, org. 09220 ->, pole nr. 4			7.1197 T20	
All engines	+driving school cars, -> 01/02/02, -> 04/02/02, -> org. 09219, pole nr. 2			7.1217 T20	
Eng. RHZ (DW10ATED)	-for driving school cars, RHD				7.1219 T22
Eng. DW10ATED	COL:brown				7.1219 T25

ENGINE				
2.0 HDi 90	Diesel	66	02/99-08/05	DW10TD, RHY (DW10TD)

Engine	Information	S10	T10	T20 - T23	T22 - T25
Eng. DW10TD	COL:grey, spanner size 21, switch press. 0.5 bar, thread M16x1.5	7.0116			
Eng. RHY (DW10TD)		7.0130			
Eng. DW10TD	-> 01/11/99, -> org. 08420, COL:white, spanner size 22MM, t.tnr. MA, thread M14x1.5		7.6099		
All engines	-> 01/11/99, -> 28/11/99, -> org. 08420, COL:white, spanner size 22, t.tnr. BE3R, thread M14x1.5		7.6108		
Eng. DW10TD	01/12/99 ->, org. 08421 ->, spanner size 22, t.tnr. MA, thread M14x1.5		7.6217		
All engines	01/12/99 ->, 29/11/99 ->, COL:grey, org. 08421 ->, t.tnr. BE3R		7.6218		
All engines	01/03/02 ->, 05/02/02 ->, -ESP, org. 09220 ->, pole nr. 2			7.1194 T20	
All engines	+ESP, 01/03/02 ->, 05/02/02 ->, org. 09220 ->, pole nr. 4			7.1197 T20	
All engines	+driving school cars, -> 01/02/02, -> 04/02/02, -> org. 09219, pole nr. 2			7.1217 T20	
Eng. RHY (DW10TD)	-for driving school cars, RHD				7.1219 T22
Eng. DW10TD	COL:brown				7.1219 T25

ENGINE				
2.0 i 16V	Petrol	120	02/98-03/05	RFS (XU10J4RS)

Engine	Information	S10	T10	T20 - T23	T22 - T25
All engines	-> 30/11/98	7.0116			
All engines	01/12/98 ->	7.0130			
All engines	-> 28/11/99		7.6108		
All engines	29/11/99 ->		7.6218		
All engines	05/02/02 ->, pole nr. 2			7.1194 T20	
All engines	05/02/02 ->, pole nr. 4			7.1197 T20	
All engines	+driving school cars, -> 04/02/02, pole nr. 2			7.1217 T20	

ENGINE				
1.6	Petrol	65	12/99->	NFZ (TU5JP), TU5JP

Engine	Information	S10	T10	T20 - T23	T22 - T25
All engines	COL:black, spanner size 21, switch press. 0.6 bar, thread 16X1.50	7.0021			
All engines	COL:grey		7.6218		
All engines	pole nr. 2			7.1091 T20	
Eng. NFZ (TU5JP)	pole nr. 4			7.1197 T20	

ENGINE				
1.6	Petrol	67	06/02->	NFZ (TU5JP), TU5JP

Engine	Information	S10	T10	T20 - T23	T22 - T25
Eng. NFZ (TU5JP)		7.0021			
Eng. TU5JP	COL:black, spanner size 21, switch press. 0.5 bar, thread M16x1.5	7.0116			
All engines	COL:grey		7.6218		
All engines	-> 01/10/02, pole nr. 2			7.1091 T20	
All engines	01/11/02 ->, pole nr. 4			7.1197 T20	

ENGINE				
1.6	Petrol	70	12/99->	NFV (TU5JP), TU5JP

Engine	Information	S10	T10	T20 - T23	T22 - T25
Eng. TU5JP	COL:black, spanner size 21, switch press. 0.6 bar, thread 16X1.50	7.0021			

S10 OIL PRESSURE WARNING LIGHT SWITCH	T10 REVERSING LIGHT SWITCH	T20 BRAKE LIGHT SWITCH
T22 SWITCH CLUTCH CONTROL (CRUISE CONTROL)	T23 SWITCH BRAKE ACTUATION (ENGINE TIMING)	T25 SWITCH CLUTCH CONTROL (ENGINE CONTROL)

FUNCTIONS ON THE VEHICLE

Vehicle	alim.	kW	Date	Engine	 S10	 T10	 T20 - T23	 T22 - T25
---------	-------	----	------	--------	---	---	--	---

ENGINE				
1.6	Petrol	70	12/99->	NFV (TU5JP), TU5JP

Engine	Information	S10	T10	T20 - T23	T22 - T25
Eng. TU5JP	COL:grey, spanner size 21, switch press. 0.5 bar, thread M16x1.5	7.0116			
Eng. NFV (TU5JP)		7.0130			
All engines	COL:grey		7.6218		
All engines	-> 01/10/02, -> 01/10/03, LHD, man., pole nr. 2, RHD			7.1091 T20	
All engines	01/11/02 ->, 01/11/03 ->, aut., LHD, man., pole nr. 4, RHD			7.1197 T20	
Eng. NFV (TU5JP)	01/11/04 ->, LHD				7.1210 T22
Eng. NFV (TU5JP)	-> 31/10/04, LHD				7.1219 T22

ENGINE				
1.6 16V	Petrol	80	03/05->	N6A (TU5JP4), NFU (TU5JP4), TU5JP4

Engine	Information	S10	T10	T20 - T23	T22 - T25
Eng. TU5JP4	COL:grey, spanner size 21, switch press. 0.5 bar, thread M16x1.5	7.0116			
Eng. N6A (TU5JP4), NFU (TU5JP4)		7.0130			7.1210 T22
All engines	COL:grey		7.6218		
Eng. N6A (TU5JP4), NFU (TU5JP4)	pole nr. 2			7.1091 T20	
All engines	pole nr. 4			7.1197 T20	

ENGINE				
1.6 16V	Petrol	81	06/05-09/06	NFU (TU5JP4), TU5JP4

Engine	Information	S10	T10	T20 - T23	T22 - T25
Eng. TU5JP4	COL:grey, spanner size 21, switch press. 0.5 bar, thread M16x1.5	7.0116			
Eng. NFU (TU5JP4)		7.0130	7.6218		
Eng. NFU (TU5JP4)	pole nr. 2			7.1091 T20	
All engines	pole nr. 4			7.1197 T20	
All engines	COL:grey				7.1210 T22

ENGINE				
1.6 16V LPG	Petrol/ Petro- leum Gas (LPG)	80	09/05->	TU5JP4

Engine	Information	S10	T10	T20 - T23	T22 - T25
All engines	COL:grey, spanner size 21, switch press. 0.5 bar, thread M16x1.5	7.0116			
All engines	COL:grey		7.6218		
All engines				7.1197 T20	

ENGINE				
1.6 Chrono	Petrol	74	04/01-10/04	TU5JP

Engine	Information	S10	T10	T20 - T23	T22 - T25
All engines	COL:black, COL:grey, spanner size 21, switch press. 0.5 bar, thread M16x1.5	7.0116			
All engines	COL:grey		7.6218		

ENGINE				
1.6 HDi	Diesel	66	09/05->	9HX (DV6ATED4), DV6A-TED4

Engine	Information	S10	T10	T20 - T23	T22 - T25
Eng. DV6ATED4	COL:black, COL:grey, spanner size 21, switch press. 0.5 bar, thread M16x1.5	7.0116			
Eng. 9HX (DV6ATED4)		7.0130			7.1210 T22
All engines	COL:grey		7.6218		
All engines				7.1197 T20	

ENGINE				
1.6 HDi	Diesel	80	05/04->	9HZ (DV6TED4), DV6TED4

Engine	Information	S10	T10	T20 - T23	T22 - T25
Eng. DV6TED4	COL:black, COL:grey, spanner size 21, switch press. 0.5 bar, thread M16x1.5	7.0116			
Eng. 9HZ (DV6TED4)		7.0130			7.1210 T22
All engines	COL:grey		7.6218		
All engines				7.1197 T20	

ENGINE				
1.8 16V	Petrol	85	02/00->	6FZ (EW7J4), EW7J4

Engine	Information	S10	T10	T20 - T23	T22 - T25
Eng. EW7J4	COL:black, COL:grey, spanner size 21, switch press. 0.5 bar, thread M16x1.5	7.0116			

S10	OIL PRESSURE WARNING LIGHT SWITCH	T10	REVERSING LIGHT SWITCH	T20	BRAKE LIGHT SWITCH
T22	SWITCH CLUTCH CONTROL (CRUISE CONTROL)	T23	SWITCH BRAKE ACTUATION (ENGINE TIMING)	T25	SWITCH CLUTCH CONTROL (ENGINE CONTROL)

Vehicle	alim.	kW	Date	Engine	 S10	 T10	 T20 - T23	 T22 - T25
---------	-------	----	------	--------	---	---	--	---

ENGINE				
1.8 16V	Petrol	85	02/00->	6FZ (EW7J4), EW7J4

Engine	Information	S10	T10	T20 - T23	T22 - T25
Eng. 6FZ (EW7J4)		7.0130			
All engines	COL:grey		7.6218		
All engines	-> 01/10/02, man., pole nr. 2			7.1091 T20	
All engines	01/11/04 ->, aut., man., pole nr. 4			7.1197 T20	
Eng. 6FZ (EW7J4)	01/11/04 ->, LHD, RHD				7.1210 T22
Eng. 6FZ (EW7J4)	-> 31/10/04, LHD				7.1219 T22

ENGINE				
2.0 16V	Petrol	100	01/03->	EW10J4, RFN (EW10J4)

Engine	Information	S10	T10	T20 - T23	T22 - T25
Eng. EW10J4	COL:black, COL:grey, MADE BY:(BR), MADE BY:(E), spanner size 21, switch press. 0.5 bar, thread M16x1.5	7.0116			
Eng. RFN (EW10J4)		7.0130			
All engines	COL:grey		7.6218		
All engines	-> 01/10/02, pole nr. 2			7.1091 T20	
All engines	01/11/02 ->, pole nr. 4			7.1197 T20	
All engines	01/11/04 ->, COL:grey, LHD				7.1210 T22
All engines	-> 01/10/04, -> 31/10/04, COL:brown, LHD				7.1219 T22

ENGINE				
2.0 Hdi	Diesel	66	12/99->	DW10TD, RHY (DW10TD)

Engine	Information	S10	T10	T20 - T23	T22 - T25
Eng. DW10TD	COL:black, COL:grey, spanner size 21, switch press. 0.5 bar, thread M16x1.5	7.0116			
Eng. RHY (DW10TD)		7.0130			
All engines	COL:grey		7.6218		
All engines	-> 01/10/02, man., pole nr. 2			7.1091 T20	
All engines	01/11/02 ->, aut., man., pole nr. 4			7.1197 T20	
Eng. RHY (DW10TD)	01/11/04 ->, 24/11/03 ->, LHD, RHD				7.1210 T22
Eng. RHY (DW10TD)	-> 23/11/03, RHD				7.1214 T22
Eng. RHY (DW10TD)	-> 31/10/04, LHD				7.1219 T22

ZX

ENGINE				
1,1	Petrol	40	03/91-08/93	H1A, H1B

Engine	Information	S10	T10	T20 - T23	T22 - T25
All engines		7.0021	7.6099	7.1091 T20	

ENGINE				
1.1	Petrol	44	03/91-06/97	HDZ (TU1M)

Engine	Information	S10	T10	T20 - T23	T22 - T25
All engines		7.0021	7.6099	7.1091 T20	

ENGINE				
1.4	Petrol	55	03/91-06/97	KDZ (TU3M/Z)

Engine	Information	S10	T10	T20 - T23	T22 - T25
All engines		7.0021	7.6099	7.1091 T20	

ENGINE				
1.4 D	Diesel	37	07/94-10/97	K9Y (TUD3Y)

Engine	Information	S10	T10	T20 - T23	T22 - T25
All engines		7.0116	7.6099	7.1091 T20	

ENGINE				
1.4 i	Petrol	55	03/91-10/97	KDX (TU3M/Z), KDY (TU3M), KDZ (TU3M/Z), KFX (TU3JP), TU32

Engine	Information	S10	T10	T20 - T23	T22 - T25
All engines		7.0021	7.6099	7.1091 T20	

ENGINE				
1.6	Petrol	66	07/94-10/97	BDY (XU5M), BFZ (XU5JP)

Engine	Information	S10	T10	T20 - T23	T22 - T25
All engines		7.0116		7.1091 T20	
All engines	+manual transmission		7.6108		


ENGINE				
1.6 i	Petrol	65	03/91-10/97	BDY (XU5M), BFZ (XU5JP)

Engine	Information	S10	T10	T20 - T23	T22 - T25
All engines		7.0116		7.1091 T20	

S10 OIL PRESSURE WARNING LIGHT SWITCH	T10 REVERSING LIGHT SWITCH	T20 BRAKE LIGHT SWITCH
T22 SWITCH CLUTCH CONTROL (CRUISE CONTROL)	T23 SWITCH BRAKE ACTUATION (ENGINE TIMING)	T25 SWITCH CLUTCH CONTROL (ENGINE CONTROL)

				FUNCTIONS ON THE VEHICLE				
Vehicle	alim.	kW	Date	Engine	 S10	 T10	 T20 - T23	 T22 - T25
ENGINE								
1.6 i	Petrol	65	03/91-10/97	BDY (XU5M), BFZ (XU5JP)				
Engine					S10	T10	T20 - T23	T22 - T25
All engines						7.6108		
All engines								
+manual transmission								
ENGINE								
1.8	Petrol	76	07/94-10/97	LFZ (XU7JP)				
Engine					S10	T10	T20 - T23	T22 - T25
All engines					7.0116		7.1091 T20	
All engines						7.6108		
+manual transmission								
ENGINE								
1.8	Petrol	82	04/96-10/97	LFY (XU7JP4)				
Engine					S10	T10	T20 - T23	T22 - T25
All engines					7.0116		7.1091 T20	
All engines						7.6108		
+manual transmission								
ENGINE								
1.8 D	Diesel	44	06/93-10/97	161A (XUD7)				
Engine					S10	T10	T20 - T23	T22 - T25
All engines					7.0021			
All engines					7.0116			
All engines						7.6108	7.1091 T20	
-> 01/05/92, -air conditioning								
+air conditioning, 02/05/92 ->, -air conditioning								
ENGINE								
1.8 i	Petrol	74	07/92-10/97	LFZ (XU7JP)				
Engine					S10	T10	T20 - T23	T22 - T25
All engines					7.0116		7.1091 T20	
All engines						7.6108		
+manual transmission								
ENGINE								
1.8 i 16V	Petrol	81	01/96-02/98	LFY (XU7JP4)				
Engine					S10	T10	T20 - T23	T22 - T25
All engines					7.0116	7.6108	7.1091 T20	
ENGINE								
1.9	Petrol	93	03/91-06/97	D6E (XU9JA)				
Engine					S10	T10	T20 - T23	T22 - T25
All engines					7.0116		7.1091 T20	
All engines						7.6108		
+manual transmission								
ENGINE								
1.9	Petrol	96	03/91-09/93	D6E (XU9JA)				
Engine					S10	T10	T20 - T23	T22 - T25
All engines					7.0116		7.1091 T20	
All engines						7.6108		
+manual transmission								
ENGINE								
1.9 D	Diesel	47	03/91-10/97	DJZ (XUD9Y)				
Engine					S10	T10	T20 - T23	T22 - T25
All engines					7.0021			
All engines					7.0116			
All engines						7.6108		
All engines							7.1091 T20	
-> 01/05/92								
02/05/92 ->								
+manual transmission								
ENGINE								
1.9 D	Diesel	50	07/93-10/97	D9B (XUD9A/U), DJY (XUD9A)				
Engine					S10	T10	T20 - T23	T22 - T25
All engines					7.0021			
All engines					7.0116			
All engines						7.6108		
All engines							7.1091 T20	
-> 01/05/92								
02/05/92 ->								
+manual transmission								
ENGINE								
1.9 D	Diesel	66	06/92-06/94	XUD9TF				
Engine					S10	T10	T20 - T23	T22 - T25
All engines					7.0116		7.1091 T20	
All engines						7.6108		
+manual transmission								
ENGINE								
1.9 i	Petrol	88	03/91-06/97	DKZ (XU9JA)				
Engine					S10	T10	T20 - T23	T22 - T25
All engines					7.0116		7.1091 T20	

S10	OIL PRESSURE WARNING LIGHT SWITCH	T10	REVERSING LIGHT SWITCH	T20	BRAKE LIGHT SWITCH
T22	SWITCH CLUTCH CONTROL (CRUISE CONTROL)	T23	SWITCH BRAKE ACTUATION (ENGINE TIMING)	T25	SWITCH CLUTCH CONTROL (ENGINE CONTROL)

Vehicle	alim.	kW	Date	Engine	 S10	 T10	 T20 - T23	 T22 - T25
---------	-------	----	------	--------	---	---	--	---

ENGINE				
1.9 i	Petrol	88	03/91-06/97	DKZ (XU9JA)

Engine	Information	S10	T10	T20 - T23	T22 - T25
All engines	+manual transmission		7.6108		

ENGINE				
1.9 TD	Diesel	66	07/92-10/97	DHY (XUD9TE/Y)

Engine	Information	S10	T10	T20 - T23	T22 - T25
All engines		7.0116	7.6108	7.1091 T20	

ENGINE				
2.0	Petrol	122	09/96-10/97	RFS (XU10J4RS)

Engine	Information	S10	T10	T20 - T23	T22 - T25
All engines		7.0116	7.6108	7.1091 T20	

ENGINE				
2.0	Petrol	90	07/94-10/97	RFX (XU10J2C)

Engine	Information	S10	T10	T20 - T23	T22 - T25
All engines		7.0116		7.1091 T20	
All engines	+manual transmission		7.6108		

ENGINE				
2.0 i	Petrol	89	07/92-06/97	RFX (XU10J2C)

Engine	Information	S10	T10	T20 - T23	T22 - T25
All engines		7.0116		7.1091 T20	
All engines	+manual transmission		7.6108		

ENGINE				
2.0 i	Petrol	90	07/94-10/97	XU10J2

Engine	Information	S10	T10	T20 - T23	T22 - T25
All engines		7.0116		7.1091 T20	
All engines	+manual transmission		7.6108		

ENGINE				
2.0 i 16V	Petrol	110	06/94-06/97	RFT (XU10J4/Z)

Engine	Information	S10	T10	T20 - T23	T22 - T25
All engines		7.0116	7.6108	7.1091 T20	

ENGINE				
2.0 i 16V	Petrol	112	07/92-10/94	RFT (XU10J4/Z), RFY (XU10J4/Z)

Engine	Information	S10	T10	T20 - T23	T22 - T25
All engines		7.0116	7.6108	7.1091 T20	

ENGINE				
2.0 i 16V	Petrol	114	07/92-10/97	RFT (XU10J4/Z), RFY (XU10J4/Z)

Engine	Information	S10	T10	T20 - T23	T22 - T25
All engines		7.0116	7.6108	7.1091 T20	

ENGINE				
2.0 i 16V	Petrol	120	05/96-06/97	RFS (XU10J4RS)

Engine	Information	S10	T10	T20 - T23	T22 - T25
All engines		7.0116	7.6108	7.1091 T20	

S10	OIL PRESSURE WARNING LIGHT SWITCH	T10	REVERSING LIGHT SWITCH	T20	BRAKE LIGHT SWITCH
T22	SWITCH CLUTCH CONTROL (CRUISE CONTROL)	T23	SWITCH BRAKE ACTUATION (ENGINE TIMING)	T25	SWITCH CLUTCH CONTROL (ENGINE CONTROL)

FUNCTIONS ON THE VEHICLE

Vehicle	alim.	kW	Date	Engine	 S10	 T10	 T20 - T23	 T22 - T25
---------	-------	----	------	--------	---	---	--	---

1210

1.2	Petrol	36	01/69->	ENGINE
-----	--------	----	---------	--------

Engine	Information	S10	T10	T20 - T23	T22 - T25
All engines		7.0006	7.6017	7.1008 T20	

1310

1.3	Petrol	40	05/83-07/04	ENGINE
-----	--------	----	-------------	--------

Engine	Information	S10	T10	T20 - T23	T22 - T25
All engines		7.0006	7.6017	7.1008 T20	

ARO

10	Petrol	0	01/72-12/80	ENGINE
----	--------	---	-------------	--------

Engine	Information	S10	T10	T20 - T23	T22 - T25
All engines		7.0006		7.1008 T20	

DOKKER

1.2 Tc	Petrol	0	11/12->	ENGINE
--------	--------	---	---------	--------

Engine	Information	S10	T10	T20 - T23	T22 - T25
All engines		7.0180			
All engines	COL:green, pole nr. 2		7.6096		
All engines	COL:green, pole nr. 3		7.6245		
All engines	COL:blue, pole nr. 2		7.6271		

1.2 Tc	Petrol	85	11/12->	ENGINE
--------	--------	----	---------	--------

Engine	Information	S10	T10	T20 - T23	T22 - T25
All engines		7.0180			
All engines	COL:green, Conn. nr. 3, spanner size 24, thread 14x1.5		7.6245		

1.2 Tc 115	Petrol	84	12/12->	ENGINE
------------	--------	----	---------	--------

Engine	Information	S10	T10	T20 - T23	T22 - T25
All engines		7.0180			
All engines	COL:green, Conn. nr. 3, spanner size 24, thread 14x1.5		7.6245		
All engines	COL:blue, Conn. nr. 2, spanner size 24, thread 14x1.5		7.6271		

1.2 Tc 115	Petrol	85	07/15->	ENGINE
------------	--------	----	---------	--------

Engine	Information	S10	T10	T20 - T23	T22 - T25
All engines		7.0180			
Eng. --	COL:green, pole nr. 2		7.6096		
All engines	COL:green, Conn. nr. 3, pole nr. 3, spanner size 24, thread 14x1.5		7.6245		
Eng. --	COL:blue, pole nr. 2		7.6271		

1.5 dCi	Diesel	0	11/12->	ENGINE
---------	--------	---	---------	--------

Engine	Information	S10	T10	T20 - T23	T22 - T25
All engines		7.0178			
All engines	COL:green, pole nr. 2		7.6096		
All engines	COL:green, pole nr. 3		7.6245		
All engines	COL:blue, pole nr. 2		7.6271		

1.5 dCi	Diesel	55	11/12->	ENGINE
---------	--------	----	---------	--------

Engine	Information	S10	T10	T20 - T23	T22 - T25
All engines	COL:blue, switch press. 0.6 bar, thread M14X1.5	7.0178			
All engines	COL:green, Conn. nr. 3, spanner size 24, thread 14x1.5		7.6245		
All engines	COL:blue, Conn. nr. 2, spanner size 24, thread 14x1.5		7.6271		

1.5 dCi	Diesel	66	11/12->	ENGINE
---------	--------	----	---------	--------

Engine	Information	S10	T10	T20 - T23	T22 - T25
All engines	COL:blue, switch press. 0.6 bar, thread M14X1.5	7.0178			
All engines	COL:green, Conn. nr. 3, spanner size 24, thread 14x1.5		7.6245		
All engines	COL:blue, Conn. nr. 2, spanner size 24, thread 14x1.5		7.6271		

S10	OIL PRESSURE WARNING LIGHT SWITCH	T10	REVERSING LIGHT SWITCH	T20	BRAKE LIGHT SWITCH
T22	SWITCH CLUTCH CONTROL (CRUISE CONTROL)	T23	SWITCH BRAKE ACTUATION (ENGINE TIMING)	T25	SWITCH CLUTCH CONTROL (ENGINE CONTROL)

FUNCTIONS ON THE VEHICLE

Vehicle	alim.	kW	Date	Engine	 S10	 T10	 T20 - T23	 T22 - T25
---------	-------	----	------	--------	---	---	--	---

				ENGINE
1.5 dCi [ExtraEU]	Diesel	63	11/12->	K9K 830

Engine	Information	S10	T10	T20 - T23	T22 - T25
All engines	COL:blue, switch press. 0.6 bar, thread M14X1.5	7.0178			
All engines	COL:green, Conn. nr. 3, spanner size 24, thread 14x1.5		7.6245		
All engines	COL:blue, Conn. nr. 2, spanner size 24, thread 14x1.5		7.6271		

				ENGINE
1.6	Petrol	0	11/12->	H4M 738, H4M 740

Engine	Information	S10	T10	T20 - T23	T22 - T25
All engines		7.0180			
All engines	COL:green, pole nr. 2		7.6096		
All engines	COL:green, pole nr. 3		7.6245		
All engines	COL:blue, pole nr. 2		7.6271		

				ENGINE
1.6	Petrol	61	11/12->	K7M 812, K7M 828

Engine	Information	S10	T10	T20 - T23	T22 - T25
All engines	COL:green, spanner size 21, switch press. 0.3 bar, thread M14x1.5	7.0181			
All engines	COL:green, Conn. nr. 2, spanner size 24, thread M14X1.5		7.6096		
All engines	COL:green, Conn. nr. 3, spanner size 24, thread 14x1.5		7.6245		
All engines	COL:blue, Conn. nr. 2, spanner size 24, thread 14x1.5		7.6271		

				ENGINE
1.6	Petrol	75	04/15->	H4M 738

Engine	Information	S10	T10	T20 - T23	T22 - T25
All engines		7.0180			
All engines	COL:green, Conn. nr. 3, spanner size 24, thread 14x1.5		7.6245		

				ENGINE
1.6 LPG	Petrol/ Petroleum Gas (LPG)	61	11/13->	K7M 812, K7M 828

Engine	Information	S10	T10	T20 - T23	T22 - T25
All engines	COL:green, spanner size 21, switch press. 0.3 bar, thread M14x1.5	7.0181			
All engines	COL:green, Conn. nr. 3, spanner size 24, thread 14x1.5		7.6245		
All engines	COL:blue, Conn. nr. 2, spanner size 24, thread 14x1.5		7.6271		

				ENGINE
1.6 LPG	Petrol/ Petroleum Gas (LPG)	75	04/15->	H4M 740

Engine	Information	S10	T10	T20 - T23	T22 - T25
All engines		7.0180			
All engines	COL:green, Conn. nr. 3, spanner size 24, thread 14x1.5		7.6245		

DUSTER

				ENGINE
1.2 TCe 125	Petrol	0	01/12->	H5F 408

Engine	Information	S10	T10	T20 - T23	T22 - T25
All engines		7.0180			
All engines	no specific info conc. application available				7.1224 T22

				ENGINE
1.2 TCe 125	Petrol	92	10/13->	H5F 404, H5F 408

Engine	Information	S10	T10	T20 - T23	T22 - T25
All engines		7.0180			
All engines	COL:green, Conn. nr. 3, spanner size 24, thread 14x1.5		7.6245		





				ENGINE
1.2 TCe 125 4x4	Petrol	92	10/13->	H5F 404, H5F 410

Engine	Information	S10	T10	T20 - T23	T22 - T25
All engines		7.0180			
All engines	COL:green, Conn. nr. 3, spanner size 24, thread 14x1.5		7.6245		
Eng. H5F 410	no specific info conc. application available				7.1224 T22

				ENGINE
1.5 dCi	Diesel	0	04/10->	K9K 612, K9K 626, K9K 886

Engine	Information	S10	T10	T20 - T23	T22 - T25
Eng. K9K 612, K9K 626		7.0178			

S10	OIL PRESSURE WARNING LIGHT SWITCH	T10	REVERSING LIGHT SWITCH	T20	BRAKE LIGHT SWITCH
T22	SWITCH CLUTCH CONTROL (CRUISE CONTROL)	T23	SWITCH BRAKE ACTUATION (ENGINE TIMING)	T25	SWITCH CLUTCH CONTROL (ENGINE CONTROL)

Vehicle	alim.	kW	Date	Engine	FUNCTIONS ON THE VEHICLE			
					 S10	 T10	 T20 - T23	 T22 - T25

ENGINE				
1.5 dCi	Diesel	0	04/10->	K9K 612, K9K 626, K9K 886

Engine	Information	S10	T10	T20 - T23	T22 - T25
Eng. K9K 886		7.0181			
All engines			7.6245		
All engines	no specific info conc. application available				7.1224 T22

ENGINE				
1.5 dCi	Diesel	63	04/10->	K9K 796, K9K 830

Engine	Information	S10	T10	T20 - T23	T22 - T25
Eng. K9K 830		7.0178			
Eng. K9K 796	COL:green, spanner size 21, switch press. 0.3 bar, thread M14x1.5	7.0181			
Eng. K9K 830	COL:green, pole nr. 2		7.6096		
All engines	COL:green, Conn. nr. 3, pole nr. 3, spanner size 24, thread 14x1.5		7.6245		
All engines	COL:blue, Conn. nr. 2, pole nr. 2, spanner size 24, thread 14x1.5		7.6271		
All engines	COL:blue, no specific info conc. application available				7.1224 T22

ENGINE				
1.5 dCi	Diesel	66	10/10->	K9K 612, K9K 626, K9K 884, K9K 892, K9K 894

Engine	Information	S10	T10	T20 - T23	T22 - T25
Eng. K9K 884, K9K 894	COL:grey, HSA6/HSA7/HSM0/HSMV, switch press. 0.5 bar, thread M14X1.5	7.0151			
Eng. K9K 612, K9K 892	COL:blue, HSMG/HSAF, switch press. 0.6 bar, thread M14X1.5	7.0178			
All engines	COL:green, Conn. nr. 3, spanner size 24, t.tnr. TL8+JRS, thread 14x1.5		7.6245		
All engines	COL:blue, Conn. nr. 2, spanner size 24, t.tnr. JRS17, thread 14x1.5		7.6271		
All engines	COL:blue				7.1224 T22

ENGINE				
1.5 dCi	Diesel	79	06/10->	K9K 896

Engine	Information	S10	T10	T20 - T23	T22 - T25
All engines	COL:grey, switch press. 0.5 bar, thread M14X1.5	7.0151			
All engines	COL:green, Conn. nr. 3, spanner size 24, thread 14x1.5		7.6245		
All engines	COL:blue, Conn. nr. 2, spanner size 24, thread 14x1.5		7.6271		
All engines	COL:blue				7.1224 T22

ENGINE				
1.5 dCi	Diesel	80	04/13->	K9K 658, K9K 666, K9K 667, K9K 856, K9K 858

Engine	Information	S10	T10	T20 - T23	T22 - T25
All engines	COL:blue, switch press. 0.6 bar, thread M14X1.5	7.0178			
All engines	COL:green, Conn. nr. 3, spanner size 24, thread 14x1.5		7.6245		
Eng. K9K 658	no specific info conc. application available				7.1224 T22

ENGINE				
1.5 dCi	Diesel	81	08/13->	K9K 856, K9K 858, K9K 886, K9K 898

Engine	Information	S10	T10	T20 - T23	T22 - T25
Eng. K9K 898	COL:grey, HSMC, switch press. 0.5 bar, thread M14X1.5	7.0151			
Eng. K9K 856, K9K 858	COL:blue, HSAD/HSAE/HSAF/HSMC, switch press. 0.6 bar, thread M14X1.5	7.0178			
Eng. K9K 886	COL:green, HSM3, spanner size 21, switch press. 0.3 bar, thread M14x1.5	7.0181			
All engines	COL:green, Conn. nr. 3, spanner size 24, thread 14x1.5		7.6245		

ENGINE				
1.5 dCi 110	Diesel	80	10/17->	K9K 656, K9K 667

Engine	Information	S10	T10	T20 - T23	T22 - T25
All engines	COL:blue, switch press. 0.6 bar, thread M14X1.5	7.0178			

ENGINE				
1.5 dCi 110 4x4	Diesel	80	10/17->	K9K 658

Engine	Information	S10	T10	T20 - T23	T22 - T25
All engines	COL:blue, switch press. 0.6 bar, thread M14X1.5	7.0178			

ENGINE				
1.5 dCi 4x4	Diesel	66	10/10->	K9K 884, K9K 892, K9K 894

Engine	Information	S10	T10	T20 - T23	T22 - T25
Eng. K9K 884, K9K 894	COL:grey, switch press. 0.5 bar, thread M14X1.5	7.0151			

S10	OIL PRESSURE WARNING LIGHT SWITCH	T10	REVERSING LIGHT SWITCH	T20	BRAKE LIGHT SWITCH
T22	SWITCH CLUTCH CONTROL (CRUISE CONTROL)	T23	SWITCH BRAKE ACTUATION (ENGINE TIMING)	T25	SWITCH CLUTCH CONTROL (ENGINE CONTROL)

FUNCTIONS ON THE VEHICLE

Vehicle	alim.	kW	Date	Engine	 S10	 T10	 T20 - T23	 T22 - T25
---------	-------	----	------	--------	---	---	--	---

ENGINE				
1.5 dCi 4x4	Diesel	66	10/10->	K9K 884, K9K 892, K9K 894

Engine	Information	S10	T10	T20 - T23	T22 - T25
Eng. K9K 892		7.0178			
Eng. K9K 892	COL:green, pole nr. 2		7.6096		
All engines	COL:green, Conn. nr. 3, pole nr. 3, spanner size 24, thread 14x1.5		7.6245		
Eng. K9K 892	COL:blue, pole nr. 2		7.6271		
All engines	COL:blue, no specific info conc. application available				7.1224 T22

ENGINE				
1.5 dCi 4x4	Diesel	79	06/10->	K9K 898

Engine	Information	S10	T10	T20 - T23	T22 - T25
All engines		7.0151	7.6245		
All engines	no specific info conc. application available				7.1224 T22

ENGINE				
1.5 dCi 4x4	Diesel	80	04/13->	K9K 858, K9K 856, K9K 858, K9K 898

Engine	Information	S10	T10	T20 - T23	T22 - T25
Eng. K9K 898	COL:grey, HSMC, switch press. 0.5 bar, thread M14X1.5	7.0151			
Eng. K9K 856, K9K 858	COL:blue, HSMD, switch press. 0.6 bar, thread M14X1.5	7.0178			
All engines	COL:green, Conn. nr. 3, spanner size 24, thread 14x1.5		7.6245		

ENGINE				
1.5 dCi 4x4	Diesel	81	10/10->	K9K 856, K9K 858, K9K 898

Engine	Information	S10	T10	T20 - T23	T22 - T25
Eng. K9K 898	COL:grey, HSMC, switch press. 0.5 bar, thread M14X1.5	7.0151			
Eng. K9K 856, K9K 858	COL:blue, HSMD, switch press. 0.6 bar, thread M14X1.5	7.0178			
All engines	COL:green, Conn. nr. 3, spanner size 24, thread 14x1.5		7.6245		
All engines	COL:blue				7.1224 T22

ENGINE				
1.5 dCi 90	Diesel	66	10/17->	K9K 656

Engine	Information	S10	T10	T20 - T23	T22 - T25
All engines	COL:blue, switch press. 0.6 bar, thread M14X1.5	7.0178			

ENGINE				
1.6	Petrol	0	04/10->	K4M 642, K4M 646, K4M 694, K4M 842, K4M 884, K4M 896

Engine	Information	S10	T10	T20 - T23	T22 - T25
Eng. K4M 642, K4M 646, K4M 842, K4M 884	COL:natural	7.0178			
Eng. K4M 642, K4M 694, K4M 896	COL:black	7.0181			
All engines	COL:green, pole nr. 2		7.6096		
All engines	COL:green, pole nr. 3		7.6245		
All engines	COL:blue, pole nr. 2		7.6271		
All engines	no specific info conc. application available				7.1224 T22

ENGINE				
1.6 16V	Petrol	0	04/10->	K4M 490


Engine	Information	S10	T10	T20 - T23	T22 - T25
All engines		7.0181			
All engines	COL:green, pole nr. 2		7.6096		
All engines	COL:green, pole nr. 3		7.6245		
All engines	COL:blue, pole nr. 2		7.6271		
All engines	no specific info conc. application available				7.1224 T22

ENGINE				
1.6 16V	Petrol	77	04/10->	K4M 490, K4M 606, K4M 616, K4M 690, K4M 694, K4M 696, K4M 842, K4M 896

Engine	Information	S10	T10	T20 - T23	T22 - T25
Eng. K4M 616, K4M 842	COL:black/White, COL:blue, HSA5/HS9A, switch press. 0.6 bar, thread M14X1.5	7.0178			
Eng. K4M 490, K4M 606, K4M 616, K4M 690, K4M 696, K4M 896	COL:black, COL:green, HSA8/HSAN/HSAM/HSAS, HSMA/HSAP, spanner size 21, switch press. 0.3 bar, thread M14x1.5	7.0181			
Eng. K4M 616	COL:green, pole nr. 2		7.6096		

S10 OIL PRESSURE WARNING LIGHT SWITCH	T10 REVERSING LIGHT SWITCH	T20 BRAKE LIGHT SWITCH
T22 SWITCH CLUTCH CONTROL (CRUISE CONTROL)	T23 SWITCH BRAKE ACTUATION (ENGINE TIMING)	T25 SWITCH CLUTCH CONTROL (ENGINE CONTROL)

FUNCTIONS ON THE VEHICLE

Vehicle	alim.	kW	Date	Engine	 S10	 T10	 T20 - T23	 T22 - T25
---------	-------	----	------	--------	---	---	--	---

ENGINE				
1.6 16V	Petrol	77	04/10->	K4M 490, K4M 606, K4M 616, K4M 690, K4M 694, K4M 696, K4M 842, K4M 896

Engine	Information	S10	T10	T20 - T23	T22 - T25
All engines	COL:green, Conn. nr. 3, pole nr. 3, spanner size 24, thread 14x1.5		7.6245		
All engines	COL:blue, Conn. nr. 2, pole nr. 2, spanner size 24, thread 14x1.5		7.6271		
All engines	COL:blue, no specific info conc. application available				7.1224 T22

ENGINE				
1.6 16V 4x4	Petrol	77	06/10->	K4M 490, K4M 606, K4M 646, K4M 690

Engine	Information	S10	T10	T20 - T23	T22 - T25
Eng. K4M 646	COL:blue, HSA5/HSA9, switch press. 0.6 bar, thread M14x1.5	7.0178			
Eng. K4M 490, K4M 606, K4M 690	COL:green, HSA8/HSMR, spanner size 21, switch press. 0.3 bar, thread M14x1.5	7.0181			
All engines	COL:green, Conn. nr. 3, spanner size 24, thread 14x1.5		7.6245		
All engines	COL:blue				7.1224 T22

ENGINE				
1.6 16V Hi-Flex	Petrol/ Ethanol	77	08/10->	K4M 696

Engine	Information	S10	T10	T20 - T23	T22 - T25
All engines	COL:green, spanner size 21, switch press. 0.3 bar, thread M14x1.5	7.0181			
All engines	COL:green, Conn. nr. 3, spanner size 24, thread 14x1.5		7.6245		
All engines				7.1224 T20	
All engines	COL:blue				7.1224 T22

ENGINE				
1.6 16V LPG	Petrol/ Petro- leum Gas (LPG)	77	04/11->	K4M 616, K4M 642, K4M 696

Engine	Information	S10	T10	T20 - T23	T22 - T25
Eng. K4M 616, K4M 642	COL:blue, switch press. 0.6 bar, thread M14x1.5	7.0178			
All engines	COL:green, spanner size 21, switch press. 0.3 bar, thread M14x1.5	7.0181			
Eng. K4M 696	COL:green, pole nr. 2		7.6096		
All engines	COL:green, Conn. nr. 3, pole nr. 3, spanner size 24, thread 14x1.5		7.6245		
Eng. K4M 696	COL:blue, pole nr. 2		7.6271		
Eng. K4M 696	no specific info conc. application available				7.1224 T22
Eng. K4M 616, K4M 642	COL:blue				7.1224 T25

ENGINE				
1.6 ScE 115	Petrol	84	06/15->	H4M 438, H4M 738

Engine	Information	S10	T10	T20 - T23	T22 - T25
All engines		7.0180			
Eng. H4M 438	COL:green, pole nr. 2		7.6096		
All engines	COL:green, Conn. nr. 3, pole nr. 3, spanner size 24, thread 14x1.5		7.6245		
Eng. H4M 438	COL:blue, pole nr. 2		7.6271		

ENGINE				
1.6 ScE 115 4x4	Petrol	84	06/15->	H4M 430, H4M 730


Engine	Information	S10	T10	T20 - T23	T22 - T25
All engines		7.0180			
Eng. H4M 430	COL:green, pole nr. 2		7.6096		
All engines	COL:green, Conn. nr. 3, pole nr. 3, spanner size 24, thread 14x1.5		7.6245		
Eng. H4M 430	COL:blue, pole nr. 2		7.6271		

ENGINE				
1.6 ScE 115 LPG	Petrol/ Ethanol	84	06/15->	H4M 740

Engine	Information	S10	T10	T20 - T23	T22 - T25
All engines		7.0180			
All engines	COL:green, Conn. nr. 3, spanner size 24, thread 14x1.5		7.6245		

S10 OIL PRESSURE WARNING LIGHT SWITCH	T10 REVERSING LIGHT SWITCH	T20 BRAKE LIGHT SWITCH
T22 SWITCH CLUTCH CONTROL (CRUISE CONTROL)	T23 SWITCH BRAKE ACTUATION (ENGINE TIMING)	T25 SWITCH CLUTCH CONTROL (ENGINE CONTROL)

FUNCTIONS ON THE VEHICLE

Vehicle	alim.	kW	Date	Engine	 S10	 T10	 T20 - T23	 T22 - T25
---------	-------	----	------	--------	---	---	--	---

ENGINE				
1.6 SCe 115 LPG	Petrol/ Petro- leum Gas (LPG)	80	10/17->	H4M 740

Engine	Information	S10	T10	T20 - T23	T22 - T25
All engines		7.0180			
All engines	COL:green, Conn. nr. 3, spanner size 24, thread 14x1.5		7.6245		

ENGINE				
2.0	Petrol	0	04/10->	F4R 400, F4R 401, F4R 403, F4R 404, F4R 405, F4R 408, F4R 410, F4R 412, F4R 414, F4R 416

Engine	Information	S10	T10	T20 - T23	T22 - T25
All engines		7.0178	7.6245		
All engines	no specific info conc. application available				7.1224 T22

ENGINE				
2.0	Petrol	104	04/10->	F4R 402

Engine	Information	S10	T10	T20 - T23	T22 - T25
All engines		7.0178	7.6245		
All engines	no specific info conc. application available				7.1224 T22

LODGY

ENGINE				
1.2 TCe	Petrol	0	03/12->	H5F 408

Engine	Information	S10	T10	T20 - T23	T22 - T25
All engines		7.0180			
All engines	COL:green, pole nr. 2		7.6096		
All engines	COL:green, pole nr. 3		7.6245		
All engines	COL:blue, pole nr. 2		7.6271		

ENGINE				
1.2 TCe	Petrol	85	03/12->	H5F 402, H5F 408

Engine	Information	S10	T10	T20 - T23	T22 - T25
All engines		7.0180			
All engines	COL:green, Conn. nr. 3, spanner size 24, thread 14x1.5		7.6245		

ENGINE				
1.5 dCi	Diesel	0	03/12->	K9K 626, K9K 666, K9K 830, K9K 838, K9K 856

Engine	Information	S10	T10	T20 - T23	T22 - T25
All engines		7.0178			
Eng. K9K 626, K9K 830, K9K 838	COL:green, pole nr. 2		7.6096		
All engines	COL:green, pole nr. 3		7.6245		
Eng. K9K 626, K9K 830, K9K 838	COL:blue, pole nr. 2		7.6271		

ENGINE				
1.5 dCi	Diesel	66	03/12->	K9K 612, K9K 626

Engine	Information	S10	T10	T20 - T23	T22 - T25
All engines	COL:blue, switch press. 0.6 bar, thread M14X1.5	7.0178			
All engines	COL:green, Conn. nr. 3, spanner size 24, thread 14x1.5		7.6245		
Eng. K9K 612	COL:blue, Conn. nr. 2, spanner size 24, thread 14x1.5		7.6271		

ENGINE				
1.5 dCi	Diesel	79	01/13->	K9K 846

Engine	Information	S10	T10	T20 - T23	T22 - T25
All engines	COL:blue, switch press. 0.6 bar, thread M14X1.5	7.0178			
All engines	COL:green, Conn. nr. 3, spanner size 24, thread 14x1.5		7.6245		

ENGINE				
1.5 dCi	Diesel	80	06/15->	--, K9K 846

Engine	Information	S10	T10	T20 - T23	T22 - T25
All engines	COL:blue, switch press. 0.6 bar, thread M14X1.5	7.0178			
All engines	COL:green, Conn. nr. 3, spanner size 24, thread 14x1.5		7.6245		

ENGINE				
1.5 dCi	Diesel	81	03/12->	K9K 846

Engine	Information	S10	T10	T20 - T23	T22 - T25
All engines	COL:blue, switch press. 0.6 bar, thread M14X1.5	7.0178			
All engines	COL:green, Conn. nr. 3, spanner size 24, thread 14x1.5		7.6245		

S10 OIL PRESSURE WARNING LIGHT SWITCH	T10 REVERSING LIGHT SWITCH	T20 BRAKE LIGHT SWITCH
T22 SWITCH CLUTCH CONTROL (CRUISE CONTROL)	T23 SWITCH BRAKE ACTUATION (ENGINE TIMING)	T25 SWITCH CLUTCH CONTROL (ENGINE CONTROL)

FUNCTIONS ON THE VEHICLE

Vehicle	alim.	kW	Date	Engine	 S10	 T10	 T20 - T23	 T22 - T25
---------	-------	----	------	--------	---	---	--	---

				ENGINE
1.5 dCi [ExtraEU]	Diesel	63	01/14->	K9K 830

Engine	Information	S10	T10	T20 - T23	T22 - T25
All engines	COL:blue, switch press. 0.6 bar, thread M14x1.5	7.0178			
All engines	COL:green, Conn. nr. 3, spanner size 24, thread 14x1.5		7.6245		
All engines	COL:blue, Conn. nr. 2, spanner size 24, thread 14x1.5		7.6271		
All engines	COL:grey				7.1223 T25

				ENGINE
1.6	Petrol	0	03/12->	H4M 738, K4M 845

Engine	Information	S10	T10	T20 - T23	T22 - T25
Eng. K4M 845		7.0178			
Eng. H4M 738		7.0180			
Eng. H4M 738	COL:green, pole nr. 2		7.6096		
Eng. H4M 738	COL:green, pole nr. 3		7.6245		
Eng. H4M 738	COL:blue, pole nr. 2		7.6271		

				ENGINE
1.6	Petrol	61	03/12->	K7M 812, K7M 828

Engine	Information	S10	T10	T20 - T23	T22 - T25
All engines	COL:green, spanner size 21, switch press. 0.3 bar, thread M14x1.5	7.0181			
Eng. K7M 828	COL:green, pole nr. 2		7.6096		
All engines	COL:green, Conn. nr. 3, pole nr. 3, spanner size 24, thread 14x1.5		7.6245		
Eng. K7M 828	COL:blue, pole nr. 2		7.6271		

				ENGINE
1.6 LPG	Petrol/ Petro- leum Gas (LPG)	61	11/13->	K7M 812, K7M 828

Engine	Information	S10	T10	T20 - T23	T22 - T25
All engines	COL:green, spanner size 21, switch press. 0.3 bar, thread M14x1.5	7.0181			
All engines	COL:green, Conn. nr. 3, spanner size 24, thread 14x1.5		7.6245		
All engines	COL:blue, Conn. nr. 2, spanner size 24, thread 14x1.5		7.6271		

				ENGINE
1.6 LPG	Petrol/ Petro- leum Gas (LPG)	75	04/15->	H4M 740

Engine	Information	S10	T10	T20 - T23	T22 - T25
All engines		7.0180			
All engines	COL:green, Conn. nr. 3, spanner size 24, thread 14x1.5		7.6245		
All engines	COL:blue, Conn. nr. 2, spanner size 24, thread 14x1.5		7.6271		

				ENGINE
1.6 LPG	Petrol/ Petro- leum Gas (LPG)	79	08/18->	H4M 740

Engine	Information	S10	T10	T20 - T23	T22 - T25
All engines		7.0180			
All engines	COL:green, Conn. nr. 3, spanner size 24, thread 14x1.5		7.6245		
All engines	COL:blue, Conn. nr. 2, spanner size 24, thread 14x1.5		7.6271		
All engines	COL:grey				7.1223 T25

				ENGINE
1.6 ScE 115	Petrol	75	06/15->	H4M 738, H4M 740

Engine	Information	S10	T10	T20 - T23	T22 - T25
All engines		7.0180			
Eng. H4M 740	COL:green, pole nr. 2		7.6096		
All engines	COL:green, Conn. nr. 3, pole nr. 3, spanner size 24, thread 14x1.5		7.6245		
All engines	COL:blue, Conn. nr. 2, pole nr. 2, spanner size 24, thread 14x1.5		7.6271		
Eng. H4M 738	COL:grey				7.1223 T25





LOGAN I

				ENGINE
1.0 Hi-Flex	Petrol/ Ethanol	56	01/11-10/12	D4D 760

Engine	Information	S10	T10	T20 - T23	T22 - T25
All engines	COL:green, Conn. nr. 3, spanner size 24, thread 14x1.5		7.6245		

S10	OIL PRESSURE WARNING LIGHT SWITCH	T10	REVERSING LIGHT SWITCH	T20	BRAKE LIGHT SWITCH
T22	SWITCH CLUTCH CONTROL (CRUISE CONTROL)	T23	SWITCH BRAKE ACTUATION (ENGINE TIMING)	T25	SWITCH CLUTCH CONTROL (ENGINE CONTROL)

FUNCTIONS ON THE VEHICLE

Vehicle	alim.	kW	Date	Engine	 S10	 T10	 T20 - T23	 T22 - T25
ENGINE								
1.2 16V	Petrol	55	02/06->	D4F 732				
Engine	Information			S10	T10	T20 - T23	T22 - T25	
All engines	COL:grey, switch press. 0.9 bar			7.0153				
All engines	COL:blue, Conn. nr. 2, spanner size 24, thread 14x1.5				7.6271			
All engines	COL:black, Conn. nr. 2					7.1148	T20	
ENGINE								
1.2 16V LPG	Petrol/ Petro- leum Gas (LPG)	55	02/06->	D4F 734				
Engine	Information			S10	T10	T20 - T23	T22 - T25	
All engines	COL:green, Conn. nr. 3, spanner size 24, thread 14x1.5				7.6245			
ENGINE								
1.2 LPG	Petrol/ Petro- leum Gas (LPG)	53	02/13->	D4F 734				
Engine	Information			S10	T10	T20 - T23	T22 - T25	
All engines	COL:grey, switch press. 0.9 bar			7.0153				
All engines	COL:green, Conn. nr. 3, spanner size 24, thread 14x1.5				7.6245			
ENGINE								
1.4	Petrol	55	09/04->	K7J 710				
Engine	Information			S10	T10	T20 - T23	T22 - T25	
All engines				7.0189				
All engines	COL:green, pole nr. 2				7.6096			
All engines	pole nr. 3				7.6245			
All engines	COL:blue, COL:light blue, Conn. nr. 2, pole nr. 2, spanner size 24, t.nr. JH1053, t.nr. JH3053/JH1054, thread 14x1.5				7.6271			
All engines	pole nr. 2					7.1148	T20	
All engines	pole nr. 4					7.1227	T20	
ENGINE								
1.4 MPI LPG	Petrol/ Petro- leum Gas (LPG)	55	02/06->	K7J 710, K7J 714				
Engine	Information			S10	T10	T20 - T23	T22 - T25	
All engines				7.0189				
Eng. K7J 710	COL:green, pole nr. 2				7.6096			
Eng. K7J 710	pole nr. 3				7.6245			
All engines	COL:blue, COL:light blue, Conn. nr. 2, pole nr. 2, spanner size 24, t.nr. JH1053, t.nr. JH3053/JH1054, thread 14x1.5				7.6271			
Eng. K7J 710	pole nr. 2					7.1148	T20	
Eng. K7J 710	pole nr. 4					7.1227	T20	
ENGINE								
1.5 dCi	Diesel	48	09/05->	K9K 790, K9K 794				
Engine	Information			S10	T10	T20 - T23	T22 - T25	
All engines	COL:green, spanner size 21, switch press. 0.3 bar, thread M14x1.5			7.0181				
Eng. K9K 794	COL:green, pole nr. 2				7.6096			
Eng. K9K 794	pole nr. 3				7.6245			
All engines	COL:blue, COL:light blue, Conn. nr. 2, pole nr. 2, spanner size 24, thread 14x1.5				7.6271			
All engines	COL:black, Conn. nr. 2, pole nr. 2					7.1148	T20	
All engines	COL:grey, pole nr. 4					7.1227	T20	
ENGINE								
1.5 dCi	Diesel	50	01/06->	K9K 792				
Engine	Information			S10	T10	T20 - T23	T22 - T25	
All engines	COL:green, spanner size 21, switch press. 0.3 bar, thread M14x1.5			7.0181				
All engines	COL:blue, Conn. nr. 2, spanner size 24, thread 14x1.5				7.6271			
All engines	pole nr. 2					7.1148	T20	
All engines	pole nr. 4					7.1227	T20	
ENGINE								
1.5 dCi	Diesel	55	05/10->	K9K 892				
Engine	Information			S10	T10	T20 - T23	T22 - T25	
All engines	COL:blue, switch press. 0.6 bar, thread M14x1.5			7.0178				
All engines	COL:blue, Conn. nr. 2, spanner size 24, thread 14x1.5				7.6271			

S10	OIL PRESSURE WARNING LIGHT SWITCH	T10	REVERSING LIGHT SWITCH	T20	BRAKE LIGHT SWITCH
T22	SWITCH CLUTCH CONTROL (CRUISE CONTROL)	T23	SWITCH BRAKE ACTUATION (ENGINE TIMING)	T25	SWITCH CLUTCH CONTROL (ENGINE CONTROL)

FUNCTIONS ON THE VEHICLE

Vehicle	alim.	kW	Date	Engine	 S10	 T10	 T20 - T23	 T22 - T25
---------	-------	----	------	--------	---	---	--	---

				ENGINE
1.5 dCi	Diesel	63	09/07->	K9K 796

Engine	Information	S10	T10	T20 - T23	T22 - T25
All engines	COL:green, spanner size 21, switch press. 0.3 bar, thread M14x1.5	7.0181			
All engines	COL:blue, Conn. nr. 2, spanner size 24, thread 14x1.5		7.6271		
All engines	pole nr. 2			7.1148	T20
All engines	pole nr. 4			7.1227	T20

				ENGINE
1.5 dCi	Diesel	65	05/10->	K9K 892

Engine	Information	S10	T10	T20 - T23	T22 - T25
All engines	COL:blue, switch press. 0.6 bar, thread M14X1.5	7.0178			
All engines	COL:blue, Conn. nr. 2, spanner size 24, thread 14x1.5		7.6271		

				ENGINE
1.6	Petrol	63	06/13-08/16	K7M 812

Engine	Information	S10	T10	T20 - T23	T22 - T25
All engines	COL:green, spanner size 21, switch press. 0.3 bar, thread M14x1.5	7.0181			
All engines	COL:green, Conn. nr. 3, spanner size 24, thread 14x1.5		7.6245		
All engines	COL:blue, Conn. nr. 2, spanner size 24, thread 14x1.5		7.6271		

				ENGINE
1.6	Petrol	64	09/04->	K7M 710

Engine	Information	S10	T10	T20 - T23	T22 - T25
All engines	COL:green, spanner size 21, switch press. 0.3 bar, thread M14x1.5	7.0181			
All engines	COL:green, Conn. nr. 2, spanner size 24, thread M14X1.5		7.6096		
All engines	COL:green, Conn. nr. 3, spanner size 24, thread 14x1.5		7.6245		
All engines	COL:blue, Conn. nr. 2, spanner size 24, thread 14x1.5		7.6271		
All engines	COL:black, Conn. nr. 2, pole nr. 2			7.1148	T20
All engines	pole nr. 4			7.1227	T20
All engines	COL:black				7.1227 T22

				ENGINE
1.6 16V	Petrol	77	12/05->	K4M 690, K4M 694, K4M 696, K4M 697, K4M 698

Engine	Information	S10	T10	T20 - T23	T22 - T25
All engines	COL:green, spanner size 21, switch press. 0.3 bar, thread M14x1.5	7.0181			
Eng. K4M 694	COL:green, pole nr. 2		7.6096		
All engines	COL:green, Conn. nr. 3, pole nr. 3, spanner size 24, t.tnr. JH3, thread 14x1.5		7.6245		
All engines	COL:blue, COL:light blue, Conn. nr. 2, pole nr. 2, spanner size 24, thread 14x1.5		7.6271		
All engines	COL:black, Conn. nr. 2, pole nr. 2			7.1148	T20
Eng. K4M 690, K4M 694, K4M 696	pole nr. 4			7.1227	T20
All engines	COL:black				7.1227 T22

				ENGINE
1.6 16V Flexifuel	Petrol/Ethanol	77	07/10->	K4M 696

Engine	Information	S10	T10	T20 - T23	T22 - T25
All engines	COL:green, spanner size 21, switch press. 0.3 bar, thread M14x1.5	7.0181			
All engines	COL:green, Conn. nr. 3, spanner size 24, thread 14x1.5		7.6245		
All engines				7.1224	T20

				ENGINE
1.6 16V Hi-Flex	Petrol/Ethanol	77	11/09->	K4M 690, K4M 696

Engine	Information	S10	T10	T20 - T23	T22 - T25
All engines	COL:green, spanner size 21, switch press. 0.3 bar, thread M14x1.5	7.0181			
Eng. K4M 690	COL:green, pole nr. 2		7.6096		
All engines	COL:green, Conn. nr. 3, pole nr. 3, spanner size 24, thread 14x1.5		7.6245		
All engines	COL:blue, COL:light blue, Conn. nr. 2, pole nr. 2, spanner size 24, thread 14x1.5		7.6271		
Eng. K4M 690	pole nr. 2			7.1148	T20
Eng. K4M 690	pole nr. 4			7.1227	T20

S10	OIL PRESSURE WARNING LIGHT SWITCH	T10	REVERSING LIGHT SWITCH	T20	BRAKE LIGHT SWITCH
T22	SWITCH CLUTCH CONTROL (CRUISE CONTROL)	T23	SWITCH BRAKE ACTUATION (ENGINE TIMING)	T25	SWITCH CLUTCH CONTROL (ENGINE CONTROL)

FUNCTIONS ON THE VEHICLE

Vehicle	alim.	kW	Date	Engine	 S10	 T10	 T20 - T23	 T22 - T25
---------	-------	----	------	--------	---	---	--	---

ENGINE				
1.6 Bifuel	Bi-Fuel	62	05/10->	K7M 800

Engine	Information	S10	T10	T20 - T23	T22 - T25
All engines		7.0181		7.1227 T20	
All engines	COL:green, pole nr. 2		7.6096		
All engines	pole nr. 3		7.6245		
All engines	COL:light blue, pole nr. 2		7.6271		
All engines	COL:green, spanner size 21, switch press. 0.3 bar, thread M14x1.5	7.0181			
Eng. K7M 718		7.0189			
Eng. K7M 800	COL:green, pole nr. 2		7.6096		
All engines	COL:green, Conn. nr. 3, pole nr. 3, spanner size 24, thread 14x1.5		7.6245		
Eng. K7M 718, K7M 800	COL:blue, COL:light blue, Conn. nr. 2, pole nr. 2, spanner size 24, thread 14x1.5		7.6271		
Eng. K7M 800				7.1227 T20	

ENGINE				
1.6 Bifuel	Petrol/ Petroleum Gas (LPG)	64	11/08->	K7M 710, K7M 718

Engine	Information	S10	T10	T20 - T23	T22 - T25
Eng. K7M 710		7.0181			
Eng. K7M 718		7.0189			
Eng. K7M 710	COL:green, pole nr. 2		7.6096		
Eng. K7M 710	pole nr. 3		7.6245		
All engines	COL:blue, COL:light blue, Conn. nr. 2, pole nr. 2, spanner size 24, thread 14x1.5		7.6271		
Eng. K7M 710	pole nr. 2			7.1148 T20	
Eng. K7M 710	pole nr. 4			7.1227 T20	

ENGINE				
1.6 Hi-Flex	Petrol/ Ethanol	70	01/11-10/12	K7M714

Engine	Information	S10	T10	T20 - T23	T22 - T25
All engines	COL:green, spanner size 21, switch press. 0.3 bar, thread M14x1.5	7.0181			
All engines	COL:green, Conn. nr. 3, spanner size 24, thread 14x1.5		7.6245		

ENGINE				
1.6 LPG	Petrol/ Petroleum Gas (LPG)	62	05/10-12/12	K7M 818

Engine	Information	S10	T10	T20 - T23	T22 - T25
All engines	COL:green, spanner size 21, switch press. 0.3 bar, thread M14x1.5	7.0181			
All engines	COL:green, Conn. nr. 3, spanner size 24, thread 14x1.5		7.6245		

ENGINE				
1.6 LPG	Petrol/ Petroleum Gas (LPG)	64	08/04-03/11	K7M 718

Engine	Information	S10	T10	T20 - T23	T22 - T25
All engines		7.0189			
All engines	COL:blue, Conn. nr. 2, spanner size 24, thread 14x1.5		7.6271		

ENGINE				
1.6 MPI 85	Petrol	62	05/10->	K7M 800

Engine	Information	S10	T10	T20 - T23	T22 - T25
All engines	COL:green, spanner size 21, switch press. 0.3 bar, thread M14x1.5	7.0181			
All engines	COL:green, Conn. nr. 3, spanner size 24, thread 14x1.5		7.6245		
All engines	COL:blue, Conn. nr. 2, spanner size 24, thread 14x1.5		7.6271		

LOGAN II

ENGINE				
1.0	Petrol	0	10/12->	D4D 754




Engine	Information	S10	T10	T20 - T23	T22 - T25
All engines		7.0181			
All engines	COL:green, pole nr. 2		7.6096		
All engines	COL:green, pole nr. 3		7.6245		
All engines	COL:blue, pole nr. 2		7.6271		

S10	OIL PRESSURE WARNING LIGHT SWITCH	T10	REVERSING LIGHT SWITCH	T20	BRAKE LIGHT SWITCH
T22	SWITCH CLUTCH CONTROL (CRUISE CONTROL)	T23	SWITCH BRAKE ACTUATION (ENGINE TIMING)	T25	SWITCH CLUTCH CONTROL (ENGINE CONTROL)

				FUNCTIONS ON THE VEHICLE				
Vehicle	alim.	kW	Date	Engine	 S10	 T10	 T20 - T23	 T22 - T25
ENGINE								
1.0 SCe 75	Petrol	54	01/17->	B4D 400				
Engine	Information			S10	T10	T20 - T23	T22 - T25	
All engines	COL:blue, switch press. 0.6 bar, thread M14X1.5			7.0178				
All engines	COL:green, Conn. nr. 2, spanner size 24, thread M14X1.5				7.6096			
All engines	COL:green, Conn. nr. 3, spanner size 24, thread 14x1.5				7.6245			
All engines	COL:blue, Conn. nr. 2, spanner size 24, thread 14x1.5				7.6271			
All engines	COL:grey						7.1223	T22
ENGINE								
1.2	Petrol	54	05/15->	D4F 732				
Engine	Information			S10	T10	T20 - T23	T22 - T25	
All engines	COL:grey, switch press. 0.9 bar			7.0153				
All engines	COL:green, Conn. nr. 3, spanner size 24, thread 14x1.5				7.6245			
All engines	COL:blue, Conn. nr. 2, spanner size 24, thread 14x1.5				7.6271			
ENGINE								
1.2	Petrol	55	10/12->	D4F 732, D4F 734				
Engine	Information			S10	T10	T20 - T23	T22 - T25	
All engines	COL:grey, switch press. 0.9 bar			7.0153				
All engines	COL:green, Conn. nr. 3, spanner size 24, thread 14x1.5				7.6245			
ENGINE								
1.2 LPG	Petrol/ Petro- leum Gas (LPG)	53	02/13->	D4F 734				
Engine	Information			S10	T10	T20 - T23	T22 - T25	
All engines	COL:grey, switch press. 0.9 bar			7.0153				
All engines	COL:green, Conn. nr. 3, spanner size 24, thread 14x1.5				7.6245			
ENGINE								
1.2 LPG	Petrol/ Petro- leum Gas (LPG)	55	10/12->	D4F 732, D4F 734				
Engine	Information			S10	T10	T20 - T23	T22 - T25	
All engines	COL:grey, switch press. 0.9 bar			7.0153				
All engines	COL:green, Conn. nr. 3, spanner size 24, thread 14x1.5				7.6245			
ENGINE								
1.5 dCi	Diesel	0	10/12->	K9K 626				
Engine	Information			S10	T10	T20 - T23	T22 - T25	
All engines				7.0178				
All engines	COL:green, pole nr. 2				7.6096			
All engines	COL:green, pole nr. 3				7.6245			
All engines	COL:blue, pole nr. 2				7.6271			
ENGINE								
1.5 dCi	Diesel	55	10/12->	K9K 612, K9K 626				
Engine	Information			S10	T10	T20 - T23	T22 - T25	
All engines	COL:blue, switch press. 0.6 bar, thread M14X1.5			7.0178				
All engines	COL:green, Conn. nr. 3, spanner size 24, thread 14x1.5				7.6245			
All engines	COL:blue, Conn. nr. 2, spanner size 24, thread 14x1.5				7.6271			
ENGINE								
1.5 dCi	Diesel	63	01/13->	K9K 830, K9K 838				
Engine	Information			S10	T10	T20 - T23	T22 - T25	
All engines	COL:blue, switch press. 0.6 bar, thread M14X1.5			7.0178				
Eng. K9K 830	COL:green, pole nr. 2				7.6096			
Eng. K9K 830	COL:green, pole nr. 3				7.6245			
Eng. K9K 830	COL:blue, pole nr. 2				7.6271			
ENGINE								
1.5 dCi	Diesel	66	10/12->	K9K 612, K9K 626, K9K 838				
Engine	Information			S10	T10	T20 - T23	T22 - T25	
All engines	COL:blue, switch press. 0.6 bar, thread M14X1.5			7.0178				
Eng. K9K 838	COL:green, pole nr. 2				7.6096			
All engines	COL:green, Conn. nr. 3, pole nr. 3, spanner size 24, thread 14x1.5				7.6245			
All engines	COL:blue, Conn. nr. 2, pole nr. 2, spanner size 24, thread 14x1.5				7.6271			

S10	OIL PRESSURE WARNING LIGHT SWITCH	T10	REVERSING LIGHT SWITCH	T20	BRAKE LIGHT SWITCH
T22	SWITCH CLUTCH CONTROL (CRUISE CONTROL)	T23	SWITCH BRAKE ACTUATION (ENGINE TIMING)	T25	SWITCH CLUTCH CONTROL (ENGINE CONTROL)

FUNCTIONS ON THE VEHICLE

Vehicle	alim.	kW	Date	Engine	 S10	 T10	 T20 - T23	 T22 - T25
---------	-------	----	------	--------	---	---	--	---

ENGINE				
1.6 16V	Petrol	0	10/12->	K4M 845, K7M 812

Engine	Information	S10	T10	T20 - T23	T22 - T25
Eng. K4M 845		7.0178			
Eng. K7M 812		7.0181			
All engines	COL:green, pole nr. 2		7.6096		
All engines	COL:green, pole nr. 3		7.6245		
All engines	COL:blue, pole nr. 2		7.6271		

ENGINE				
1.6 16V	Petrol	77	01/13->	K4M 842, K7M 764

Engine	Information	S10	T10	T20 - T23	T22 - T25
Eng. K4M 842	COL:blue, switch press. 0.6 bar, thread M14X1.5	7.0178			
Eng. K7M 764		7.0181			
Eng. K7M 764	COL:green, pole nr. 2		7.6096		
All engines	COL:green, Conn. nr. 3, pole nr. 3, spanner size 24, thread 14x1.5		7.6245		
Eng. K7M 764	COL:blue, pole nr. 2		7.6271		

ENGINE				
2.0	Petrol	0	10/12->	F4R 412, F4R 416

Engine	Information	S10	T10	T20 - T23	T22 - T25
All engines		7.0178	7.6245		

ENGINE				
TcE 90	Petrol	0	10/12->	H4B 405, H4B 408, H4B 410

Engine	Information	S10	T10	T20 - T23	T22 - T25
Eng. H4B 408, H4B 410		7.0180			
All engines	COL:green, pole nr. 2		7.6096		
All engines	COL:green, pole nr. 3		7.6245		
All engines	COL:blue, pole nr. 2		7.6271		

ENGINE				
TcE 90	Petrol	66	10/12->	H4B 400, H4B 408

Engine	Information	S10	T10	T20 - T23	T22 - T25
All engines		7.0180			
All engines	COL:green, Conn. nr. 3, L8M1/L8MA, spanner size 24, thread 14x1.5		7.6245		
All engines	L8M1		7.6271		

ENGINE				
TcE 90 LPG	Petrol/ Petro- leum Gas (LPG)	66	09/15->	H4B 410

Engine	Information	S10	T10	T20 - T23	T22 - T25
All engines		7.0180	7.6271		
All engines	COL:green, Conn. nr. 3, spanner size 24, thread 14x1.5		7.6245		

LOGAN II MCV

ENGINE				
1.0 SCe 75	Petrol	54	12/16->	B4D 400

Engine	Information	S10	T10	T20 - T23	T22 - T25
All engines	COL:blue, switch press. 0.6 bar, thread M14X1.5	7.0178			
All engines	COL:green, Conn. nr. 2, spanner size 24, thread M14X1.5		7.6096		
All engines	COL:green, Conn. nr. 3, spanner size 24, thread 14x1.5		7.6245		
All engines	COL:blue, Conn. nr. 2, spanner size 24, thread 14x1.5		7.6271		
All engines	COL:grey				7.1223 T22

ENGINE				
1.2	Petrol	54	05/15->	D4F 732

Engine	Information	S10	T10	T20 - T23	T22 - T25
All engines	COL:grey, switch press. 0.9 bar	7.0153			
All engines	COL:green, Conn. nr. 3, spanner size 24, thread 14x1.5		7.6245		
All engines	COL:blue, Conn. nr. 2, spanner size 24, thread 14x1.5		7.6271		

ENGINE				
1.2	Petrol	55	02/13->	D4F 732

Engine	Information	S10	T10	T20 - T23	T22 - T25
All engines	COL:grey, switch press. 0.9 bar	7.0153			
All engines	COL:blue, Conn. nr. 2, spanner size 24, thread 14x1.5		7.6271		

S10	OIL PRESSURE WARNING LIGHT SWITCH	T10	REVERSING LIGHT SWITCH	T20	BRAKE LIGHT SWITCH
T22	SWITCH CLUTCH CONTROL (CRUISE CONTROL)	T23	SWITCH BRAKE ACTUATION (ENGINE TIMING)	T25	SWITCH CLUTCH CONTROL (ENGINE CONTROL)

FUNCTIONS ON THE VEHICLE

Vehicle	alim.	kW	Date	Engine	 S10	 T10	 T20 - T23	 T22 - T25
---------	-------	----	------	--------	---	---	--	---

				ENGINE
1.2 LPG	Petrol/ Petro- leum Gas (LPG)	55	02/13->	D4F 732, D4F 734

Engine	Information	S10	T10	T20 - T23	T22 - T25
All engines	COL:grey, switch press. 0.9 bar	7.0153			
All engines	COL:blue, Conn. nr. 2, spanner size 24, thread 14x1.5		7.6271		

				ENGINE
1.5 dCi	Diesel	55	02/13->	K9K 612, K9K 626

Engine	Information	S10	T10	T20 - T23	T22 - T25
All engines	COL:blue, switch press. 0.6 bar, thread M14X1.5	7.0178			
All engines	COL:green, Conn. nr. 3, spanner size 24, thread 14x1.5		7.6245		
All engines	COL:blue, Conn. nr. 2, spanner size 24, thread 14x1.5		7.6271		

				ENGINE
1.5 dCi	Diesel	63	02/13->	K9K 830, K9K 838

Engine	Information	S10	T10	T20 - T23	T22 - T25
All engines	COL:blue, switch press. 0.6 bar, thread M14X1.5	7.0178			
Eng. K9K 830	COL:green, pole nr. 2		7.6096		
Eng. K9K 830	COL:green, pole nr. 3		7.6245		
Eng. K9K 830	COL:blue, pole nr. 2		7.6271		

				ENGINE
1.5 dCi	Diesel	66	02/13->	K9K 612, K9K 626

Engine	Information	S10	T10	T20 - T23	T22 - T25
All engines	COL:blue, switch press. 0.6 bar, thread M14X1.5	7.0178			
All engines	COL:green, Conn. nr. 3, spanner size 24, thread 14x1.5		7.6245		
All engines	COL:blue, Conn. nr. 2, spanner size 24, thread 14x1.5		7.6271		
Eng. K9K 626	COL:grey				7.1223 T25

				ENGINE
1.6	Petrol	62	06/13->	K7M 812

Engine	Information	S10	T10	T20 - T23	T22 - T25
All engines	COL:green, spanner size 21, switch press. 0.3 bar, thread M14x1.5	7.0181			
All engines	COL:green, Conn. nr. 3, spanner size 24, thread 14x1.5		7.6245		
All engines	COL:blue, Conn. nr. 2, spanner size 24, thread 14x1.5		7.6271		

				ENGINE
TCe 90	Petrol	66	02/13->	H4B 400, H4B 408

Engine	Information	S10	T10	T20 - T23	T22 - T25
All engines		7.0180			
All engines	COL:green, Conn. nr. 3, spanner size 24, thread 14x1.5		7.6245		
All engines	COL:blue, Conn. nr. 2, spanner size 24, thread 14x1.5		7.6271		
Eng. H4B 408	COL:grey				7.1223 T25

				ENGINE
TCe 90 LPG	Petrol/ Petro- leum Gas (LPG)	66	09/15->	H4B 405, H4B 410

Engine	Information	S10	T10	T20 - T23	T22 - T25
Eng. H4B 410	K8M1	7.0180			
All engines	COL:green, Conn. nr. 3, spanner size 24, thread 14x1.5		7.6245		
All engines	COL:blue, Conn. nr. 2, spanner size 24, thread 14x1.5		7.6271		
Eng. H4B 405	COL:grey, K8MA				7.1223 T25

SANDERO

				ENGINE
1.6 LPG	Petrol/ Petro- leum Gas (LPG)	64	12/07-12/12	K7M 718

Engine	Information	S10	T10	T20 - T23	T22 - T25
All engines	COL:green, spanner size 21, switch press. 0.3 bar, thread M14x1.5	7.0181			
All engines		7.0189			
All engines	COL:green, Conn. nr. 3, spanner size 24, thread 14x1.5		7.6245		
All engines	COL:blue, Conn. nr. 2, spanner size 24, thread 14x1.5		7.6271		
All engines	COL:black, Conn. nr. 2			7.1148	T20

S10 OIL PRESSURE WARNING LIGHT SWITCH	T10 REVERSING LIGHT SWITCH	T20 BRAKE LIGHT SWITCH
T22 SWITCH CLUTCH CONTROL (CRUISE CONTROL)	T23 SWITCH BRAKE ACTUATION (ENGINE TIMING)	T25 SWITCH CLUTCH CONTROL (ENGINE CONTROL)

FUNCTIONS ON THE VEHICLE

Vehicle	alim.	kW	Date	Engine	 S10	 T10	 T20 - T23	 T22 - T25
---------	-------	----	------	--------	---	---	--	---

SANDERO I

				ENGINE
1.0 Hi-Flex	Petrol/ Ethanol	56	01/11-12/12	D4D 760

Engine	Information	S10	T10	T20 - T23	T22 - T25
All engines	COL:green, Conn. nr. 3, spanner size 24, thread 14x1.5		7.6245		

				ENGINE
1.2 16V	Petrol	55	11/08->	D4F 732

Engine	Information	S10	T10	T20 - T23	T22 - T25
All engines	COL:grey, switch press. 0.9 bar	7.0153			
All engines	COL:blue, Conn. nr. 2, spanner size 24, thread 14x1.5		7.6271		
All engines	COL:black, Conn. nr. 2			7.1148	T20

				ENGINE
1.2 16V LPG	Petrol/ Petroleum Gas (LPG)	55	11/08->	D4F 732, D4F 734

Engine	Information	S10	T10	T20 - T23	T22 - T25
All engines	COL:grey, switch press. 0.9 bar	7.0153			
Eng. D4F 732	COL:green, pole nr. 2		7.6096		
Eng. D4F 732	pole nr. 3		7.6245		
All engines	COL:blue, COL:light blue, Conn. nr. 2, pole nr. 2, spanner size 24, thread 14x1.5		7.6271		
Eng. D4F 732	pole nr. 2			7.1148	T20
Eng. D4F 732	COL:black, pole nr. 4			7.1227	T20

				ENGINE
1.4	Petrol	55	06/08->	K7J 710

Engine	Information	S10	T10	T20 - T23	T22 - T25
All engines		7.0189			
All engines	COL:blue, Conn. nr. 2, spanner size 24, thread 14x1.5		7.6271		
All engines	COL:black, Conn. nr. 2			7.1148	T20

				ENGINE
1.4 MPI LPG	Petrol/ Petroleum Gas (LPG)	53	01/09->	K7J 714

Engine	Information	S10	T10	T20 - T23	T22 - T25
All engines		7.0189			
All engines	COL:blue, Conn. nr. 2, spanner size 24, t.nr. JH1053, t.nr. JH3053/JH1054, thread 14x1.5		7.6271		

				ENGINE
1.5 dCi	Diesel	48	06/08->	K9K 790

Engine	Information	S10	T10	T20 - T23	T22 - T25
All engines	COL:green, spanner size 21, switch press. 0.3 bar, thread M14x1.5	7.0181			
All engines	COL:green, pole nr. 2		7.6096		
All engines	pole nr. 3		7.6245		
All engines	COL:blue, COL:light blue, Conn. nr. 2, pole nr. 2, spanner size 24, thread 14x1.5		7.6271		
All engines	pole nr. 2			7.1148	T20
All engines	COL:black, pole nr. 4			7.1227	T20

				ENGINE
1.5 dCi	Diesel	50	11/08->	K9K 792





Engine	Information	S10	T10	T20 - T23	T22 - T25
All engines	COL:green, spanner size 21, switch press. 0.3 bar, thread M14x1.5	7.0181			
All engines	COL:green, Conn. nr. 3, spanner size 24, thread 14x1.5		7.6245		
All engines	COL:blue, Conn. nr. 2, spanner size 24, thread 14x1.5		7.6271		
All engines	COL:black, Conn. nr. 2			7.1148	T20

				ENGINE
1.5 dCi	Diesel	55	05/10->	K9K 892

Engine	Information	S10	T10	T20 - T23	T22 - T25
All engines	COL:blue, switch press. 0.6 bar, thread M14x1.5	7.0178			
All engines	COL:blue, Conn. nr. 2, spanner size 24, thread 14x1.5		7.6271		





S10	OIL PRESSURE WARNING LIGHT SWITCH	T10	REVERSING LIGHT SWITCH	T20	BRAKE LIGHT SWITCH
T22	SWITCH CLUTCH CONTROL (CRUISE CONTROL)	T23	SWITCH BRAKE ACTUATION (ENGINE TIMING)	T25	SWITCH CLUTCH CONTROL (ENGINE CONTROL)

FUNCTIONS ON THE VEHICLE

Vehicle	alim.	kW	Date	Engine	 S10	 T10	 T20 - T23	 T22 - T25
ENGINE								
1.5 dCi	Diesel	63	11/08->	K9K 796				
Engine	Information			S10	T10	T20 - T23	T22 - T25	
All engines	COL:green, spanner size 21, switch press. 0.3 bar, thread M14x1.5			7.0181				
All engines	COL:blue, Conn. nr. 2, spanner size 24, thread 14x1.5				7.6271			
All engines	pole nr. 2					7.1148	T20	
All engines	pole nr. 4					7.1227	T20	
ENGINE								
1.5 dCi	Diesel	65	05/10->	K9K 892				
Engine	Information			S10	T10	T20 - T23	T22 - T25	
All engines	COL:blue, switch press. 0.6 bar, thread M14X1.5			7.0178				
All engines	COL:blue, Conn. nr. 2, spanner size 24, thread 14x1.5				7.6271			
ENGINE								
1.6	Petrol	62	06/08->	K7M 718				
Engine	Information			S10	T10	T20 - T23	T22 - T25	
All engines				7.0189				
All engines	COL:green, pole nr. 2				7.6096			
All engines	pole nr. 3				7.6245			
All engines	COL:light blue, pole nr. 2				7.6271			
All engines	pole nr. 2					7.1148	T20	
All engines	pole nr. 4					7.1227	T20	
ENGINE								
1.6	Petrol	64	06/08->	K7M 710				
Engine	Information			S10	T10	T20 - T23	T22 - T25	
All engines	COL:green, spanner size 21, switch press. 0.3 bar, thread M14x1.5			7.0181				
All engines				7.0189				
All engines	COL:green, Conn. nr. 3, spanner size 24, thread 14x1.5				7.6245			
All engines	COL:blue, Conn. nr. 2, spanner size 24, thread 14x1.5				7.6271			
All engines	COL:black, Conn. nr. 2					7.1148	T20	
ENGINE								
1.6 16V	Petrol	77	07/11->	K4M 690, K4M 694				
Engine	Information			S10	T10	T20 - T23	T22 - T25	
All engines	COL:green, spanner size 21, switch press. 0.3 bar, thread M14x1.5			7.0181				
All engines	COL:green, Conn. nr. 3, spanner size 24, thread 14x1.5				7.6245			
ENGINE								
1.6 16V Bifuel	Petrol/ Ethanol	77	01/11->	K4M 690, K4M 696				
Engine	Information			S10	T10	T20 - T23	T22 - T25	
All engines	COL:green, spanner size 21, switch press. 0.3 bar, thread M14x1.5			7.0181				
Eng. K4M 690	COL:green, pole nr. 2				7.6096			
Eng. K4M 690	pole nr. 3				7.6245			
All engines	COL:blue, COL:light blue, Conn. nr. 2, pole nr. 2, spanner size 24, thread 14x1.5				7.6271			
Eng. K4M 690	pole nr. 2					7.1148	T20	
Eng. K4M 690	pole nr. 4					7.1227	T20	
ENGINE								
1.6 Hi-Flex	Petrol/ Ethanol	64	06/08-12/12	K7M 732				
Engine	Information			S10	T10	T20 - T23	T22 - T25	
All engines				7.0189				
All engines	COL:blue, Conn. nr. 2, spanner size 24, thread 14x1.5				7.6271			
ENGINE								
1.6 LPG	Petrol/ Petro- leum Gas (LPG)	60	01/11-12/12	K7M 818				
Engine	Information			S10	T10	T20 - T23	T22 - T25	
All engines	COL:green, spanner size 21, switch press. 0.3 bar, thread M14x1.5			7.0181				
All engines	COL:green, Conn. nr. 3, spanner size 24, thread 14x1.5				7.6245			

S10	OIL PRESSURE WARNING LIGHT SWITCH	T10	REVERSING LIGHT SWITCH	T20	BRAKE LIGHT SWITCH
T22	SWITCH CLUTCH CONTROL (CRUISE CONTROL)	T23	SWITCH BRAKE ACTUATION (ENGINE TIMING)	T25	SWITCH CLUTCH CONTROL (ENGINE CONTROL)

FUNCTIONS ON THE VEHICLE

Vehicle	alim.	kW	Date	Engine	 S10	 T10	 T20 - T23	 T22 - T25
---------	-------	----	------	--------	---	---	--	---

ENGINE				
1.6 LPG	Petrol/ Petroleum Gas (LPG)	62	05/10-10/12	K7M 818

Engine	Information	S10	T10	T20 - T23	T22 - T25
All engines	COL:green, spanner size 21, switch press. 0.3 bar, thread M14x1.5	7.0181			
All engines	COL:green, Conn. nr. 3, spanner size 24, thread 14x1.5		7.6245		

ENGINE				
1.6 MPI 85	Petrol	62	05/10->	K7M 800

Engine	Information	S10	T10	T20 - T23	T22 - T25
All engines	COL:green, spanner size 21, switch press. 0.3 bar, thread M14x1.5	7.0181			
All engines	COL:green, Conn. nr. 3, spanner size 24, thread 14x1.5		7.6245		
All engines	COL:blue, Conn. nr. 2, spanner size 24, thread 14x1.5		7.6271		

SANDERO II

ENGINE				
1.0	Petrol	0	10/12->	D4D 754

Engine	Information	S10	T10	T20 - T23	T22 - T25
All engines		7.0181			
All engines	COL:green, pole nr. 2		7.6096		
All engines	COL:green, pole nr. 3		7.6245		
All engines	COL:blue, pole nr. 2		7.6271		

ENGINE				
1.0 SCe 75	Petrol	54	12/16->	B4D 400, B4D 401

Engine	Information	S10	T10	T20 - T23	T22 - T25
Eng. B4D 400	COL:blue, switch press. 0.6 bar, thread M14x1.5	7.0178			
All engines	COL:green, Conn. nr. 2, pole nr. 2, spanner size 24, thread M14x1.5		7.6096		
All engines	COL:green, Conn. nr. 3, pole nr. 3, spanner size 24, thread 14x1.5		7.6245		
All engines	COL:blue, Conn. nr. 2, pole nr. 2, spanner size 24, thread 14x1.5		7.6271		
Eng. B4D 400	COL:grey				7.1223 T22

ENGINE				
1.2	Petrol	54	05/15->	D4F 732

Engine	Information	S10	T10	T20 - T23	T22 - T25
All engines	COL:grey, switch press. 0.9 bar	7.0153			
All engines	COL:green, Conn. nr. 3, spanner size 24, thread 14x1.5		7.6245		
All engines	COL:blue, Conn. nr. 2, spanner size 24, thread 14x1.5		7.6271		

ENGINE				
1.2	Petrol	55	10/12->	D4F 732, D4F 734

Engine	Information	S10	T10	T20 - T23	T22 - T25
All engines	COL:grey, switch press. 0.9 bar	7.0153			
All engines	COL:green, Conn. nr. 3, spanner size 24, thread 14x1.5		7.6245		
All engines	COL:blue, Conn. nr. 2, spanner size 24, thread 14x1.5		7.6271		

ENGINE				
1.2 LPG	Petrol/ Petroleum Gas (LPG)	55	10/12->	D4F 732, D4F 734

Engine	Information	S10	T10	T20 - T23	T22 - T25
All engines	COL:grey, switch press. 0.9 bar	7.0153			
All engines	COL:green, pole nr. 2		7.6096		
All engines	COL:green, Conn. nr. 3, pole nr. 3, spanner size 24, thread 14x1.5		7.6245		
All engines	COL:blue, pole nr. 2		7.6271		

ENGINE				
1.5 dCi	Diesel	55	10/12->	K9K 612, K9K 626, K9K 838



Engine	Information	S10	T10	T20 - T23	T22 - T25
All engines	COL:blue, switch press. 0.6 bar, thread M14x1.5	7.0178			
All engines	COL:green, Conn. nr. 2, pole nr. 2, spanner size 24, thread M14x1.5		7.6096		
All engines	COL:green, Conn. nr. 3, pole nr. 3, spanner size 24, thread 14x1.5		7.6245		
All engines	COL:blue, Conn. nr. 2, pole nr. 2, spanner size 24, thread 14x1.5		7.6271		

S10	OIL PRESSURE WARNING LIGHT SWITCH	T10	REVERSING LIGHT SWITCH	T20	BRAKE LIGHT SWITCH
T22	SWITCH CLUTCH CONTROL (CRUISE CONTROL)	T23	SWITCH BRAKE ACTUATION (ENGINE TIMING)	T25	SWITCH CLUTCH CONTROL (ENGINE CONTROL)

				FUNCTIONS ON THE VEHICLE				
Vehicle	alim.	kW	Date	Engine	 S10	 T10	 T20 - T23	 T22 - T25
ENGINE								
1.5 dCi	Diesel	63	01/13->	K9K 830				
Engine	Information			S10	T10	T20 - T23	T22 - T25	
All engines	COL:blue, switch press. 0.6 bar, thread M14X1.5			7.0178				
All engines	COL:green, Conn. nr. 3, spanner size 24, thread 14x1.5				7.6245			
ENGINE								
1.5 dCi	Diesel	66	10/12->	K9K 612, K9K 626, K9K 838				
Engine	Information			S10	T10	T20 - T23	T22 - T25	
All engines	COL:blue, switch press. 0.6 bar, thread M14X1.5			7.0178				
All engines	COL:green, Conn. nr. 2, pole nr. 2, spanner size 24, thread M14X1.5				7.6096			
All engines	COL:green, Conn. nr. 3, pole nr. 3, spanner size 24, thread 14x1.5				7.6245			
All engines	COL:blue, Conn. nr. 2, pole nr. 2, spanner size 24, thread 14x1.5				7.6271			
ENGINE								
1.6	Petrol	110	10/12->	H4M 734				
Engine	Information			S10	T10	T20 - T23	T22 - T25	
All engines	COL:green, pole nr. 2				7.6096			
All engines	COL:green, pole nr. 3				7.6245			
All engines	COL:blue, pole nr. 2				7.6271			
ENGINE								
1.6	Petrol	61	11/12->	K7M 812				
Engine	Information			S10	T10	T20 - T23	T22 - T25	
All engines				7.0181				
All engines	COL:green, pole nr. 2				7.6096			
All engines	COL:green, pole nr. 3				7.6245			
All engines	COL:blue, pole nr. 2				7.6271			
ENGINE								
1.6 16V	Petrol	77	01/13->	K4M 842, K4M 845				
Engine	Information			S10	T10	T20 - T23	T22 - T25	
All engines				7.0178				
All engines	COL:green, pole nr. 2				7.6096			
All engines	COL:green, pole nr. 3				7.6245			
All engines	COL:blue, pole nr. 2				7.6271			
ENGINE								
1.6 I	Petrol	77	10/12->	K7M 764				
Engine	Information			S10	T10	T20 - T23	T22 - T25	
All engines				7.0181				
All engines	COL:green, pole nr. 2				7.6096			
All engines	COL:green, pole nr. 3				7.6245			
All engines	COL:blue, pole nr. 2				7.6271			
ENGINE								
2.0	Petrol	0	10/12->	F4R 416				
Engine	Information			S10	T10	T20 - T23	T22 - T25	
All engines				7.0178	7.6245			
ENGINE								
2.0 LPG	Petrol/ Petro- leum Gas (LPG)	0	10/12->	F4R 412				
Engine	Information			S10	T10	T20 - T23	T22 - T25	
All engines				7.0178	7.6245			
ENGINE								
TCe 90	Petrol	0	10/12->	--, H4B 405				
Engine	Information			S10	T10	T20 - T23	T22 - T25	
Eng. --				7.0180				
All engines	COL:green, pole nr. 2				7.6096			
All engines	COL:green, pole nr. 3				7.6245			
All engines	COL:blue, pole nr. 2				7.6271			
ENGINE								
TCe 90	Petrol	66	10/12->	H4B 400, H4B 408				
Engine	Information			S10	T10	T20 - T23	T22 - T25	
All engines				7.0180				

S10	OIL PRESSURE WARNING LIGHT SWITCH	T10	REVERSING LIGHT SWITCH	T20	BRAKE LIGHT SWITCH
T22	SWITCH CLUTCH CONTROL (CRUISE CONTROL)	T23	SWITCH BRAKE ACTUATION (ENGINE TIMING)	T25	SWITCH CLUTCH CONTROL (ENGINE CONTROL)

FUNCTIONS ON THE VEHICLE

Vehicle	alim.	kW	Date	Engine				
					S10	T10	T20 - T23	T22 - T25

ENGINE				
Tce 90	Petrol	66	10/12->	H4B 400, H4B 408

Engine	Information	S10	T10	T20 - T23	T22 - T25
All engines	COL:green, Conn. nr. 2, spanner size 24, thread M14X1.5		7.6096		
All engines	COL:green, Conn. nr. 3, spanner size 24, thread 14x1.5		7.6245		

ENGINE				
Tce 90 LPG	Petrol/ Petroleum Gas (LPG)	66	09/15->	H4B 410

Engine	Information	S10	T10	T20 - T23	T22 - T25
All engines		7.0180			
All engines	COL:green, Conn. nr. 3, spanner size 24, thread 14x1.5		7.6245		
All engines	COL:blue, Conn. nr. 2, spanner size 24, thread 14x1.5		7.6271		

ENGINE				
1.4	Petrol	55	02/03->	E7J 262


Engine	Information	S10	T10	T20 - T23	T22 - T25
All engines	COL:milk white, spanner size 21, switch press. 0.3 bar, thread M14x1.5, without cable	7.0076			
All engines	COL:green, Conn. nr. 2, spanner size 24, thread M14X1.5		7.6096		

ENGINE				
1.9 D	Diesel	46	02/03->	F8Q 636

Engine	Information	S10	T10	T20 - T23	T22 - T25
All engines	COL:green, switch press. 0.2 bar	7.0131			
All engines	COL:green, Conn. nr. 2, spanner size 24, thread M14X1.5		7.6096		

S10	OIL PRESSURE WARNING LIGHT SWITCH	T10	REVERSING LIGHT SWITCH	T20	BRAKE LIGHT SWITCH
T22	SWITCH CLUTCH CONTROL (CRUISE CONTROL)	T23	SWITCH BRAKE ACTUATION (ENGINE TIMING)	T25	SWITCH CLUTCH CONTROL (ENGINE CONTROL)

FUNCTIONS ON THE VEHICLE

Vehicle	alim.	kW	Date	Engine	 S10	 T10	 T20 - T23	 T22 - T25
---------	-------	----	------	--------	---	---	--	---

ARANOS

1.5	Petrol	66	01/95-11/97	ENGINE V15L
-----	--------	----	-------------	----------------

Engine	Information	S10	T10	T20 - T23	T22 - T25
All engines			7.6073	7.1050 T20	

1.5 [ExtraEU]	Petrol	66	01/95-11/97	ENGINE V15L
---------------	--------	----	-------------	----------------

Engine	Information	S10	T10	T20 - T23	T22 - T25
All engines	spanner size 19, thread M12x1.5		7.6073		

1.8	Petrol	70	01/95-11/97	ENGINE Y18L
-----	--------	----	-------------	----------------

Engine	Information	S10	T10	T20 - T23	T22 - T25
All engines	spanner size 19, thread M12x1.5		7.6073		

2.0 [ExtraEU]	Petrol	77	01/95-11/97	ENGINE C20LE
---------------	--------	----	-------------	-----------------

Engine	Information	S10	T10	T20 - T23	T22 - T25
All engines	spanner size 19, thread M12x1.5		7.6073		

ASSOL

1.3	Petrol	55	04/97-06/99	ENGINE C14L
-----	--------	----	-------------	----------------

Engine	Information	S10	T10	T20 - T23	T22 - T25
All engines		7.0069			
All engines	spanner size 19, thread M12x1.5		7.6073		
All engines	Conn. nr. 2			7.1098 T20	

1.5	Petrol	63	04/97-06/99	ENGINE Y15L
-----	--------	----	-------------	----------------

Engine	Information	S10	T10	T20 - T23	T22 - T25
All engines		7.0069			
All engines	spanner size 19, thread M12x1.5		7.6073		
All engines	Conn. nr. 2			7.1098 T20	

1.6	Petrol	78	02/98-06/99	ENGINE G16L
-----	--------	----	-------------	----------------

Engine	Information	S10	T10	T20 - T23	T22 - T25
All engines		7.0069			
All engines	spanner size 19, thread M12x1.5		7.6073		
All engines	Conn. nr. 2			7.1098 T20	

AVEO

1.2	Petrol	53	05/03-12/04	ENGINE B12S3
-----	--------	----	-------------	-----------------

Engine	Information	S10	T10	T20 - T23	T22 - T25
All engines		7.0017		7.1251 T20	

1.4	Petrol	69	05/03-12/04	ENGINE F14D3
-----	--------	----	-------------	-----------------

Engine	Information	S10	T10	T20 - T23	T22 - T25
All engines		7.0069			
All engines	spanner size 19, thread M12x1.5		7.6073		
All engines	man.			7.1251 T20	
All engines	aut.			7.1264 T20	

CIELO

1.5	Petrol	66	06/94-07/98	ENGINE V15L
-----	--------	----	-------------	----------------

Engine	Information	S10	T10	T20 - T23	T22 - T25
All engines	spanner size 19, thread M12x1.5		7.6073		

ESPERO

1.5 16V	Petrol	66	02/95-06/99	ENGINE A15MF
---------	--------	----	-------------	-----------------

Engine	Information	S10	T10	T20 - T23	T22 - T25
All engines			7.6073	7.1050 T20	

1.8	Petrol	70	02/95-06/99	ENGINE C18LE
-----	--------	----	-------------	-----------------

Engine	Information	S10	T10	T20 - T23	T22 - T25
All engines			7.6073	7.1050 T20	

S10 OIL PRESSURE WARNING LIGHT SWITCH	T10 REVERSING LIGHT SWITCH	T20 BRAKE LIGHT SWITCH
T22 SWITCH CLUTCH CONTROL (CRUISE CONTROL)	T23 SWITCH BRAKE ACTUATION (ENGINE TIMING)	T25 SWITCH CLUTCH CONTROL (ENGINE CONTROL)

Vehicle	alim.	kW	Date	Engine	 S10	 T10	 T20 - T23	 T22 - T25
---------	-------	----	------	--------	---	---	--	---

				ENGINE
2.0	Petrol	77	02/95-06/99	C20LE

Engine	Information	S10	T10	T20 - T23	T22 - T25
All engines			7.6073	7.1050 T20	

EVANDA

				ENGINE
2.0	Petrol	96	08/02->	L88, X 20 SED

Engine	Information	S10	T10	T20 - T23	T22 - T25
All engines		7.0069			
Eng. L88			7.6073		
Eng. L88	man., VET. 107408 ->			7.1251 T20	
Eng. L88	aut., VET. 107408 ->			7.1264 T20	

GENTRA

				ENGINE
1.5	Petrol	79	06/13->	B 15 D2

Engine	Information	S10	T10	T20 - T23	T22 - T25
All engines	spanner size 19, thread M12x1.5		7.6073		
All engines				7.1264 T20	7.1242 T22

KALOS

				ENGINE
1.2	Petrol	53	04/03->	B12S1, B12S3, F12S3

Engine	Information	S10	T10	T20 - T23	T22 - T25
All engines	VET. 066760 ->	7.0017			
Eng. B12S1, F12S3	->VET. 066759	7.0173			
Eng. B12S1, F12S3	man., VET. 092816 ->			7.1251 T20	
Eng. B12S1, F12S3	aut.			7.1264 T20	

				ENGINE
1.4	Petrol	61	09/02->	F14S3

Engine	Information	S10	T10	T20 - T23	T22 - T25
All engines		7.0069			
All engines	spanner size 19, thread M12x1.5		7.6073		
All engines	man., VET. 092816 ->			7.1251 T20	
All engines	aut.			7.1264 T20	

				ENGINE
1.4	Petrol	69	05/03-12/04	F14D3

Engine	Information	S10	T10	T20 - T23	T22 - T25
All engines		7.0069			
All engines	spanner size 19, thread M12x1.5		7.6073		
All engines	ch. 092816 ->			7.1264 T20	

				ENGINE
1.4 16V	Petrol	69	04/03->	F14D3

Engine	Information	S10	T10	T20 - T23	T22 - T25
All engines		7.0069			
All engines	spanner size 19, thread M12x1.5		7.6073		
All engines	ch. 092816 ->			7.1264 T20	

				ENGINE
1.5	Petrol	62	11/02-12/04	F15S3

Engine	Information	S10	T10	T20 - T23	T22 - T25
All engines		7.0069		7.1264 T20	
All engines	spanner size 19, thread M12x1.5		7.6073		

				ENGINE
1.6	Petrol	78	02/03->	F16S4

Engine	Information	S10	T10	T20 - T23	T22 - T25
All engines		7.0069		7.1264 T20	
All engines	spanner size 19, thread M12x1.5		7.6073		


KONDOR (DONINVEST)

				ENGINE
2.0	Petrol	98	06/97-08/00	X 20 SED

Engine	Information	S10	T10	T20 - T23	T22 - T25
All engines		7.0069			
All engines	spanner size 19, thread M12x1.5		7.6073		
All engines	+cruise control, ->ch. 248878, Conn. nr. 4			7.1050 T20	

S10 OIL PRESSURE WARNING LIGHT SWITCH	T10 REVERSING LIGHT SWITCH	T20 BRAKE LIGHT SWITCH
T22 SWITCH CLUTCH CONTROL (CRUISE CONTROL)	T23 SWITCH BRAKE ACTUATION (ENGINE TIMING)	T25 SWITCH CLUTCH CONTROL (ENGINE CONTROL)

FUNCTIONS ON THE VEHICLE

Vehicle	alim.	kW	Date	Engine	 S10	 T10	 T20 - T23	 T22 - T25
---------	-------	----	------	--------	---	---	--	---

KONDOR (DONINVEST)

				ENGINE
2.0	Petrol	98	06/97-08/00	X 20 SED

Engine	Information	S10	T10	T20 - T23	T22 - T25
All engines	->ch. 248878, Conn. nr. 2, -cruise control, man.			7.1098 T20	

KORANDO

				ENGINE
2.0	Petrol	93	12/98-02/01	E20

Engine	Information	S10	T10	T20 - T23	T22 - T25
All engines		7.0098			
All engines	+cruise control, Conn. nr. 4, spanner size 14, thread M10x1.25			7.1044 T20	

				ENGINE
2.0 16V	Petrol	94	02/99->	E20

Engine	Information	S10	T10	T20 - T23	T22 - T25
All engines		7.0098			
All engines	+cruise control, Conn. nr. 4, spanner size 14, thread M10x1.25			7.1044 T20	

				ENGINE
2.3	Petrol	103	01/99-02/01	E23

Engine	Information	S10	T10	T20 - T23	T22 - T25
All engines		7.0098			
All engines	+cruise control, Conn. nr. 4, spanner size 14, thread M10x1.25			7.1044 T20	

				ENGINE
2.3	Petrol	105	01/99->	E23, M 161.970

Engine	Information	S10	T10	T20 - T23	T22 - T25
All engines		7.0098			
All engines	+automatic transmission, +cruise control, Conn. nr. 4, spanner size 14, thread M10x1.25			7.1044 T20	

				ENGINE
2.3 TDiC	Diesel	74	01/99-02/00	OM661LA

Engine	Information	S10	T10	T20 - T23	T22 - T25
All engines		7.0098			
All engines	+cruise control, Conn. nr. 4, spanner size 14, thread M10x1.25			7.1044 T20	

				ENGINE
2.3 TDiC 4x4	Diesel	77	12/98->	OM661LA

Engine	Information	S10	T10	T20 - T23	T22 - T25
All engines		7.0098			
All engines	+automatic transmission, +cruise control			7.1044 T20	

				ENGINE
2.9	Diesel	72	12/98-05/05	OM662

Engine	Information	S10	T10	T20 - T23	T22 - T25
All engines		7.0098			
All engines	+cruise control, Conn. nr. 4, spanner size 14, thread M10x1.25			7.1044 T20	

				ENGINE
2.9 D	Diesel	72	01/99->	MB-OM 662, OM662

Engine	Information	S10	T10	T20 - T23	T22 - T25
All engines		7.0098			
All engines	+automatic transmission, +cruise control, Conn. nr. 4, spanner size 14, thread M10x1.25			7.1044 T20	

				ENGINE
2.9 TD	Diesel	88	01/99->	MB-OM 601 29TD, OM662LA

Engine	Information	S10	T10	T20 - T23	T22 - T25
All engines		7.0098			
All engines	+automatic transmission, +cruise control, Conn. nr. 4, spanner size 14, thread M10x1.25			7.1044 T20	

				ENGINE
3.2 4x4	Petrol	156	01/99->	E32, M 104.995

Engine	Information	S10	T10	T20 - T23	T22 - T25
All engines		7.0098			
All engines	+automatic transmission, +cruise control, Conn. nr. 4, spanner size 14, thread M10x1.25			7.1044 T20	

S10 OIL PRESSURE WARNING LIGHT SWITCH	T10 REVERSING LIGHT SWITCH	T20 BRAKE LIGHT SWITCH
T22 SWITCH CLUTCH CONTROL (CRUISE CONTROL)	T23 SWITCH BRAKE ACTUATION (ENGINE TIMING)	T25 SWITCH CLUTCH CONTROL (ENGINE CONTROL)

Vehicle	alim.	kW	Date	Engine	 S10	 T10	 T20 - T23	 T22 - T25
---------	-------	----	------	--------	---	---	--	---

LACETTI

1.4	Petrol	69	06/02-12/04	ENGINE F14D3
-----	--------	----	-------------	-----------------

Engine	Information	S10	T10	T20 - T23	T22 - T25
All engines		7.0069			
All engines	spanner size 19, thread M12x1.5		7.6073		
All engines	->ch. 119751, ->ch. 232875, ch. 119752 ->, ch. 232876 ->, man.			7.1251 T20	
All engines	aut.			7.1264 T20	

1.4	Petrol	70	02/04->	ENGINE F14D3
-----	--------	----	---------	-----------------

Engine	Information	S10	T10	T20 - T23	T22 - T25
All engines		7.0069			
All engines	spanner size 19, thread M12x1.5		7.6073		
All engines	->ch. 119751, ->ch. 232875, ch. 119752 ->, ch. 232876 ->, man.			7.1251 T20	
All engines	aut.			7.1264 T20	

1.6	Petrol	78	06/99-07/03	ENGINE A16DMS
-----	--------	----	-------------	------------------

Engine	Information	S10	T10	T20 - T23	T22 - T25
All engines		7.0069			
All engines	spanner size 19, thread M12x1.5		7.6073		
All engines	->ch. 119751, ->ch. 232875, ch. 119752 ->, ch. 232876 ->, man.			7.1251 T20	
All engines	aut.			7.1264 T20	

1.6	Petrol	80	02/04->	ENGINE F16D3
-----	--------	----	---------	-----------------

Engine	Information	S10	T10	T20 - T23	T22 - T25
All engines		7.0069			
All engines	spanner size 19, thread M12x1.5		7.6073		
All engines	->ch. 119751, ->ch. 232875, ch. 119752 ->, ch. 232876 ->, man.			7.1251 T20	
All engines	aut.			7.1264 T20	

1.8	Petrol	90	02/04->	ENGINE T18SED
-----	--------	----	---------	------------------

Engine	Information	S10	T10	T20 - T23	T22 - T25
All engines		7.0069			
All engines	spanner size 19, thread M12x1.5		7.6073		
All engines	->ch. 119751, ->ch. 232875, ch. 119752 ->, ch. 232876 ->, man.			7.1251 T20	
All engines	aut.			7.1264 T20	

LANOS

1.3	Petrol	55	04/97->	ENGINE A13SM, A14SMS, C14L
-----	--------	----	---------	-------------------------------

Engine	Information	S10	T10	T20 - T23	T22 - T25
All engines		7.0069			
All engines	spanner size 19, thread M12x1.5		7.6073		
All engines	Conn. nr. 2			7.1098 T20	

1.5	Petrol	63	04/97->	ENGINE A15SE, A15SMS, Y15L
-----	--------	----	---------	-------------------------------

Engine	Information	S10	T10	T20 - T23	T22 - T25
All engines		7.0069			
All engines	spanner size 19, thread M12x1.5		7.6073		
All engines	Conn. nr. 2			7.1098 T20	

1.5	Petrol	73	10/97-10/01	ENGINE A15DMS
-----	--------	----	-------------	------------------





Engine	Information	S10	T10	T20 - T23	T22 - T25
All engines		7.0069			
All engines	spanner size 19, thread M12x1.5		7.6073		
All engines	Conn. nr. 2			7.1098 T20	

1.6	Petrol	78	04/97-12/02	ENGINE 616L, A16DMS
-----	--------	----	-------------	------------------------

Engine	Information	S10	T10	T20 - T23	T22 - T25
All engines		7.0069			
All engines	spanner size 19, thread M12x1.5		7.6073		
All engines	Conn. nr. 2			7.1098 T20	

S10 OIL PRESSURE WARNING LIGHT SWITCH	T10 REVERSING LIGHT SWITCH	T20 BRAKE LIGHT SWITCH
T22 SWITCH CLUTCH CONTROL (CRUISE CONTROL)	T23 SWITCH BRAKE ACTUATION (ENGINE TIMING)	T25 SWITCH CLUTCH CONTROL (ENGINE CONTROL)

FUNCTIONS ON THE VEHICLE

Vehicle	alim.	kW	Date	Engine	 S10	 T10	 T20 - T23	 T22 - T25
---------	-------	----	------	--------	---	---	--	---

				ENGINE
1.6 16V	Petrol	78	02/97->	A16DMS

Engine	Information	S10	T10	T20 - T23	T22 - T25
All engines		7.0069			
All engines	spanner size 19, thread M12x1.5		7.6073		
All engines	Conn. nr. 2			7.1098 T20	

				ENGINE
2.0	Petrol	133	01/01-12/02	T20SED

Engine	Information	S10	T10	T20 - T23	T22 - T25
All engines	ch. 179782 ->	7.0069			
All engines	spanner size 19, thread M12x1.5		7.6073		
All engines	+cruise control, ->ch. 248878, Conn. nr. 4			7.1050 T20	
All engines	->ch. 248878, Conn. nr. 2, -cruise control			7.1098 T20	

				ENGINE
2.0	Petrol	85	06/97-12/02	X 20 SED

Engine	Information	S10	T10	T20 - T23	T22 - T25
All engines		7.0069			
All engines	spanner size 19, thread M12x1.5		7.6073		
All engines	+cruise control, Conn. nr. 4			7.1050 T20	
All engines	Conn. nr. 2, -cruise control, man.			7.1098 T20	

				ENGINE
2.0	Petrol	98	06/97-12/02	X 20 SED

Engine	Information	S10	T10	T20 - T23	T22 - T25
All engines		7.0069			
All engines	spanner size 19, thread M12x1.5		7.6073		
All engines	+cruise control, ->ch. 248878, Conn. nr. 4			7.1050 T20	
All engines	->ch. 248878, Conn. nr. 2, -cruise control, man.			7.1098 T20	

				ENGINE
2.0 16V	Petrol	93	07/00-04/04	T20SED

Engine	Information	S10	T10	T20 - T23	T22 - T25
All engines		7.0069			
All engines	spanner size 19, thread M12x1.5		7.6073		
All engines	+cruise control, ->ch. 248878, Conn. nr. 4			7.1050 T20	
All engines	->ch. 248878, Conn. nr. 2, -cruise control			7.1098 T20	

				ENGINE
2.2 16V	Petrol	100	04/99-12/02	T22SED

Engine	Information	S10	T10	T20 - T23	T22 - T25
All engines		7.0069			
All engines	spanner size 19, thread M12x1.5		7.6073		
All engines	+cruise control, ->ch. 248878, Conn. nr. 4			7.1050 T20	
All engines	->ch. 248878, Conn. nr. 2, -cruise control, man.			7.1098 T20	

				ENGINE
1.5	Petrol	66	01/95-08/97	V15L

Engine	Information	S10	T10	T20 - T23	T22 - T25
All engines	spanner size 19, thread M12x1.5		7.6073		

				ENGINE
2.0	Petrol	96	07/99->	X 20 SED

Engine	Information	S10	T10	T20 - T23	T22 - T25
All engines		7.0069			

				ENGINE
0.8	Petrol	38	08/98->	F8CV

Engine	Information	S10	T10	T20 - T23	T22 - T25
All engines	VET. 903717 ->	7.0017			
All engines	->VET. 903716	7.0173			
All engines	+manual transmission, Conn. nr. 4			7.1050 T20	
All engines	+automatic transmission			7.1065 T20	
All engines	->ch. 061188, ch. 061189 ->, man.			7.1251 T20	
All engines	aut.			7.1264 T20	

S10 OIL PRESSURE WARNING LIGHT SWITCH	T10 REVERSING LIGHT SWITCH	T20 BRAKE LIGHT SWITCH
T22 SWITCH CLUTCH CONTROL (CRUISE CONTROL)	T23 SWITCH BRAKE ACTUATION (ENGINE TIMING)	T25 SWITCH CLUTCH CONTROL (ENGINE CONTROL)

Vehicle	alim.	kW	Date	Engine	 S10	 T10	 T20 - T23	 T22 - T25
---------	-------	----	------	--------	---	---	--	---

				ENGINE
1.0	Petrol	46	04/03-12/04	B10S

Engine	Information	S10	T10	T20 - T23	T22 - T25
All engines		7.0017			
All engines	Conn. nr. 4			7.1050 T20	

				ENGINE
1.0	Petrol	47	01/03->	B10S

Engine	Information	S10	T10	T20 - T23	T22 - T25
All engines		7.0017			
All engines	Conn. nr. 4			7.1050 T20	

MUSSO

				ENGINE
2.2 TD	Diesel	74	09/99->	MB OM 601, OM661LA

Engine	Information	S10	T10	T20 - T23	T22 - T25
All engines		7.0098			
All engines	Conn. nr. 4, spanner size 14, thread M10x1.25			7.1044 T20	

				ENGINE
2.3	Petrol	103	01/99->	M 111.970

Engine	Information	S10	T10	T20 - T23	T22 - T25
All engines		7.0098			
All engines	Conn. nr. 4, spanner size 14, thread M10x1.25			7.1044 T20	

				ENGINE
2.9 D 4x4	Diesel	73	01/99-09/99	OM662

Engine	Information	S10	T10	T20 - T23	T22 - T25
All engines		7.0098			
All engines	Conn. nr. 4, spanner size 14, thread M10x1.25			7.1044 T20	

				ENGINE
2.9 TD 4x4	Diesel	88	01/99->	MB-OM 601 29TD, OM662LA

Engine	Information	S10	T10	T20 - T23	T22 - T25
All engines		7.0098			
All engines	Conn. nr. 4, pole nr. 4, spanner size 14, thread M10x1.25			7.1044 T20	

				ENGINE
3.2 4x4	Petrol	162	01/99->	M 104.992, M162E32

Engine	Information	S10	T10	T20 - T23	T22 - T25
All engines		7.0098			
All engines	Conn. nr. 4, pole nr. 4, spanner size 14, thread M10x1.25			7.1044 T20	

NEXIA

				ENGINE
1.5	Petrol	44	08/96-08/97	G15MF

Engine	Information	S10	T10	T20 - T23	T22 - T25
All engines	spanner size 19, thread M12x1.5		7.6073		
All engines				7.1050 T20	

				ENGINE
1.5	Petrol	52	02/95-08/97	G15MF

Engine	Information	S10	T10	T20 - T23	T22 - T25
All engines	spanner size 19, thread M12x1.5		7.6073		
All engines				7.1050 T20	

				ENGINE
1.5	Petrol	55	02/95-08/97	G15MF

Engine	Information	S10	T10	T20 - T23	T22 - T25
All engines	spanner size 19, thread M12x1.5		7.6073		
All engines				7.1050 T20	

				ENGINE
1.5	Petrol	59	08/97-06/08	G15MF


Engine	Information	S10	T10	T20 - T23	T22 - T25
All engines	spanner size 19, thread M12x1.5		7.6073		

				ENGINE
1.5 16V	Petrol	66	02/95-08/97	A15MF

Engine	Information	S10	T10	T20 - T23	T22 - T25
All engines	spanner size 19, thread M12x1.5		7.6073		
All engines				7.1050 T20	

S10 OIL PRESSURE WARNING LIGHT SWITCH	T10 REVERSING LIGHT SWITCH	T20 BRAKE LIGHT SWITCH
T22 SWITCH CLUTCH CONTROL (CRUISE CONTROL)	T23 SWITCH BRAKE ACTUATION (ENGINE TIMING)	T25 SWITCH CLUTCH CONTROL (ENGINE CONTROL)

FUNCTIONS ON THE VEHICLE

Vehicle	alim.	kW	Date	Engine	 S10	 T10	 T20 - T23	 T22 - T25
---------	-------	----	------	--------	---	---	--	---

NUBIRA I

1.6	Petrol	76	08/02-07/03	ENGINE A16DMS
-----	--------	----	-------------	------------------

Engine	Information	S10	T10	T20 - T23	T22 - T25
All engines		7.0069	7.6073		

1.6	Petrol	78	05/97-07/03	ENGINE A16DMS
-----	--------	----	-------------	------------------

Engine	Information	S10	T10	T20 - T23	T22 - T25
All engines		7.0069			
All engines	spanner size 19, thread M12x1.5		7.6073		
All engines	+cruise control, Conn. nr. 4			7.1050 T20	
All engines	Conn. nr. 2, -cruise control			7.1098 T20	

1.6 [ExtraEU]	Petrol	76	08/02-07/03	ENGINE A16DMS
---------------	--------	----	-------------	------------------

Engine	Information	S10	T10	T20 - T23	T22 - T25
All engines		7.0069			
All engines	spanner size 19, thread M12x1.5		7.6073		

1.6 16V	Petrol	66	06/97->	ENGINE 616L
---------	--------	----	---------	----------------

Engine	Information	S10	T10	T20 - T23	T22 - T25
All engines		7.0069			
All engines	spanner size 19, thread M12x1.5		7.6073		
All engines	+cruise control, Conn. nr. 4			7.1050 T20	
All engines	Conn. nr. 2, -cruise control			7.1098 T20	

1.6 16V	Petrol	76	07/00->	ENGINE A16DMS
---------	--------	----	---------	------------------

Engine	Information	S10	T10	T20 - T23	T22 - T25
All engines		7.0069			
All engines	spanner size 19, thread M12x1.5		7.6073		

1.6 16V	Petrol	78	05/97-12/02	ENGINE A16DMS
---------	--------	----	-------------	------------------

Engine	Information	S10	T10	T20 - T23	T22 - T25
All engines		7.0069			
All engines	spanner size 19, thread M12x1.5		7.6073		
All engines	+cruise control, Conn. nr. 4			7.1050 T20	
All engines	Conn. nr. 2, -cruise control			7.1098 T20	

2.0	Petrol	81	06/99-07/03	ENGINE C20SED
-----	--------	----	-------------	------------------

Engine	Information	S10	T10	T20 - T23	T22 - T25
All engines		7.0069			

2.0	Petrol	98	05/97-07/03	ENGINE X 20 SED, Z20L
-----	--------	----	-------------	--------------------------

Engine	Information	S10	T10	T20 - T23	T22 - T25
All engines		7.0069			
All engines	spanner size 19, thread M12x1.5		7.6073		
Eng. Z20L	+cruise control, Conn. nr. 4			7.1050 T20	
Eng. Z20L	Conn. nr. 2, -cruise control			7.1098 T20	

2.0 16V	Petrol	79	12/00->	ENGINE X20NED
---------	--------	----	---------	------------------

Engine	Information	S10	T10	T20 - T23	T22 - T25
All engines		7.0069	7.6073		

2.0 16V	Petrol	93	12/00->	ENGINE T20SED
---------	--------	----	---------	------------------

Engine	Information	S10	T10	T20 - T23	T22 - T25
All engines		7.0069			
All engines	spanner size 19, thread M12x1.5		7.6073		

2.0 16V	Petrol	98	05/97->	ENGINE X 20 SED, Z20L
---------	--------	----	---------	--------------------------

Engine	Information	S10	T10	T20 - T23	T22 - T25
Eng. X 20 SED		7.0069			
All engines	spanner size 19, thread M12x1.5		7.6073		
Eng. Z20L	+cruise control			7.1065 T20	

S10 OIL PRESSURE WARNING LIGHT SWITCH	T10 REVERSING LIGHT SWITCH	T20 BRAKE LIGHT SWITCH
T22 SWITCH CLUTCH CONTROL (CRUISE CONTROL)	T23 SWITCH BRAKE ACTUATION (ENGINE TIMING)	T25 SWITCH CLUTCH CONTROL (ENGINE CONTROL)

FUNCTIONS ON THE VEHICLE

Vehicle	alim.	kW	Date	Engine	 S10	 T10	 T20 - T23	 T22 - T25
---------	-------	----	------	--------	---	---	--	---

ENGINE				
2.0 16V	Petrol	98	05/97->	X 20 SED, Z20L

Engine	Information	S10	T10	T20 - T23	T22 - T25
Eng. Z20L				7.1098	T20

ENGINE				
2.0 CDX	Petrol	93	08/02-07/03	T20SED

Engine	Information	S10	T10	T20 - T23	T22 - T25
All engines		7.0069			
All engines	spanner size 19, thread M12x1.5		7.6073		

ENGINE				
1.4	Petrol	69	10/03-12/04	F14D3

Engine	Information	S10	T10	T20 - T23	T22 - T25
All engines		7.0069			
All engines	spanner size 19, thread M12x1.5		7.6073		
All engines	->ch. 119751, ->ch. 232875, ch. 119572 ->, ch. 232876 ->			7.1251	T20

ENGINE				
1.6	Petrol	80	07/03->	F16D3

Engine	Information	S10	T10	T20 - T23	T22 - T25
All engines		7.0069			
All engines	spanner size 19, thread M12x1.5		7.6073		
All engines	->ch. 119751, ->ch. 232875, ch. 119752 ->, ch. 232876 ->, man 5 speed			7.1251	T20
All engines	aut 4 speed			7.1264	T20

ENGINE				
1.8	Petrol	90	07/03->	T18SED

Engine	Information	S10	T10	T20 - T23	T22 - T25
All engines		7.0069			
All engines	spanner size 19, thread M12x1.5		7.6073		
All engines	->ch. 232875, ch. 232876 ->, man 5 speed			7.1251	T20
All engines	aut 4 speed			7.1264	T20

ENGINE				
1.6	Petrol	78	06/98-08/00	616L

Engine	Information	S10	T10	T20 - T23	T22 - T25
All engines		7.0069			
All engines	spanner size 19, thread M12x1.5		7.6073		
All engines	+cruise control, Conn. nr. 4			7.1050	T20
All engines	Conn. nr. 2, -cruise control			7.1098	T20

ENGINE				
2.0	Petrol	98	06/98-08/00	Z20L

Engine	Information	S10	T10	T20 - T23	T22 - T25
All engines		7.0069			
All engines	spanner size 19, thread M12x1.5		7.6073		
All engines	+cruise control, Conn. nr. 4			7.1050	T20
All engines	Conn. nr. 2, -cruise control			7.1098	T20

ENGINE				
1.5	Petrol	52	03/95-12/97	G15MF

Engine	Information	S10	T10	T20 - T23	T22 - T25
All engines			7.6073		
All engines	spanner size 19, thread M12x1.5			7.1050	T20

ENGINE				
1.6	Petrol	77	09/00->	A16DMS

Engine	Information	S10	T10	T20 - T23	T22 - T25
All engines		7.0069			
All engines	spanner size 19, thread M12x1.5		7.6073		

ENGINE				
1.6 SX	Petrol	66	08/01-12/04	A16SMS

Engine	Information	S10	T10	T20 - T23	T22 - T25
All engines		7.0069			
All engines	spanner size 19, thread M12x1.5		7.6073		

S10 OIL PRESSURE WARNING LIGHT SWITCH	T10 REVERSING LIGHT SWITCH	T20 BRAKE LIGHT SWITCH
T22 SWITCH CLUTCH CONTROL (CRUISE CONTROL)	T23 SWITCH BRAKE ACTUATION (ENGINE TIMING)	T25 SWITCH CLUTCH CONTROL (ENGINE CONTROL)

				FUNCTIONS ON THE VEHICLE				
Vehicle	alim.	kW	Date	Engine	 S10	 T10	 T20 - T23	 T22 - T25
ENGINE								
1.8	Petrol	66	09/00->	--				
ENGINE								
Information					S10	T10	T20 - T23	T22 - T25
All engines					7.0069	7.6073		
ENGINE								
1.8	Petrol	67	09/00->	F18D2, F18S2				
ENGINE								
Information					S10	T10	T20 - T23	T22 - T25
All engines					7.0069			
All engines					spanner size 19, thread M12x1.5			
All engines						7.6073		
ENGINE								
1.8	Petrol	72	09/00->	A18DMS, F18S2				
ENGINE								
Information					S10	T10	T20 - T23	T22 - T25
All engines					7.0069			
All engines					spanner size 19, thread M12x1.5			
All engines						7.6073		
ENGINE								
1.8	Petrol	74	09/00->	--, F18S2				
ENGINE								
Information					S10	T10	T20 - T23	T22 - T25
All engines					7.0069			
All engines					spanner size 19, thread M12x1.5			
All engines						7.6073		
ENGINE								
2.0	Petrol	89	09/01-12/04	X 20 SED				
ENGINE								
Information					S10	T10	T20 - T23	T22 - T25
All engines					7.0069			
ENGINE								
2.0	Petrol	94	09/00->	T20SED, X 20 SED				
ENGINE								
Information					S10	T10	T20 - T23	T22 - T25
All engines					7.0069			
All engines					spanner size 19, thread M12x1.5			
Eng. T20SED					info YA, man.			
Eng. T20SED					aut., info YB			
Eng. T20SED							7.1251	T20
Eng. T20SED							7.1264	T20
SENS								
ENGINE								
1.3	Petrol	55	04/01-05/05	A13SM				
ENGINE								
Information					S10	T10	T20 - T23	T22 - T25
All engines					7.0069			
All engines					spanner size 19, thread M12x1.5			
All engines					Conn. nr. 2			
All engines							7.1098	T20
ENGINE								
1.6	Petrol	78	04/01-05/05	A16DMS				
ENGINE								
Information					S10	T10	T20 - T23	T22 - T25
All engines					7.0069			
All engines					spanner size 19, thread M12x1.5			
All engines					Conn. nr. 2			
All engines							7.1098	T20
TACUMA								
ENGINE								
1.6	Petrol	77	09/00-01/05	A16DMS				
ENGINE								
Information					S10	T10	T20 - T23	T22 - T25
All engines					7.0069	7.6073		
All engines					info YA, man.			
All engines					aut., info YB			
All engines							7.1251	T20
All engines							7.1264	T20
ENGINE								
1.6	Petrol	78	02/02-12/04	A16DMS				
ENGINE								
Information					S10	T10	T20 - T23	T22 - T25
All engines					7.0069			
All engines					spanner size 19, thread M12x1.5			
All engines						7.6073		
ENGINE								
2.0	Petrol	89	09/00-01/05	X 20 SED				
ENGINE								
Information					S10	T10	T20 - T23	T22 - T25
All engines					7.0069	7.6073		
All engines					info YA, man.			
All engines					aut., info YB			
All engines							7.1251	T20
All engines							7.1264	T20

S10	OIL PRESSURE WARNING LIGHT SWITCH	T10	REVERSING LIGHT SWITCH	T20	BRAKE LIGHT SWITCH
T22	SWITCH CLUTCH CONTROL (CRUISE CONTROL)	T23	SWITCH BRAKE ACTUATION (ENGINE TIMING)	T25	SWITCH CLUTCH CONTROL (ENGINE CONTROL)

FUNCTIONS ON THE VEHICLE

Vehicle	alim.	kW	Date	Engine				
					S10	T10	T20 - T23	T22 - T25

TOSCA

				ENGINE
2.0 TCDi [ExtraEU]	Diesel	110	02/06-12/10	Z 20 DMH

Engine	Information	S10	T10	T20 - T23	T22 - T25
All engines		7.0069			
All engines	spanner size 19, thread M12x1.5		7.6073		

				ENGINE
2.0 XT	Petrol	105	02/06->	X 20 D1

Engine	Information	S10	T10	T20 - T23	T22 - T25
All engines		7.0069			
All engines	spanner size 19, thread M12x1.5		7.6073		

				ENGINE
2.5 Executive	Petrol	115	02/06->	X 25 D1

Engine	Information	S10	T10	T20 - T23	T22 - T25
All engines		7.0069			

S10	OIL PRESSURE WARNING LIGHT SWITCH	T10	REVERSING LIGHT SWITCH	T20	BRAKE LIGHT SWITCH
T22	SWITCH CLUTCH CONTROL (CRUISE CONTROL)	T23	SWITCH BRAKE ACTUATION (ENGINE TIMING)	T25	SWITCH CLUTCH CONTROL (ENGINE CONTROL)

FUNCTIONS ON THE VEHICLE

Vehicle	alim.	kW	Date	Engine				
					S10	T10	T20 - T23	T22 - T25

APPLAUSE I

1.6 16V	Petrol	66	06/89-07/97	ENGINE HD
---------	--------	----	-------------	--------------

Engine	Information	S10	T10	T20 - T23	T22 - T25
All engines		7.0016			

1.6 16V	Petrol	77	06/89-07/97	ENGINE HD-E
---------	--------	----	-------------	----------------

Engine	Information	S10	T10	T20 - T23	T22 - T25
All engines		7.0016			

1.6 16V 4WD	Petrol	77	06/89-07/97	ENGINE HD-E
-------------	--------	----	-------------	----------------

Engine	Information	S10	T10	T20 - T23	T22 - T25
All engines		7.0016			

APPLAUSE II

1.6 16V	Petrol	73	07/97-05/00	ENGINE HD-E
---------	--------	----	-------------	----------------

Engine	Information	S10	T10	T20 - T23	T22 - T25
All engines		7.0016			
All engines	01/01/98 ->		7.6220		

CHARADE III

1.0	Petrol	38	03/87-12/92	ENGINE CB 23
-----	--------	----	-------------	-----------------

Engine	Information	S10	T10	T20 - T23	T22 - T25
All engines		7.0016			

1.0	Petrol	40	11/90-12/92	ENGINE CB 90
-----	--------	----	-------------	-----------------

Engine	Information	S10	T10	T20 - T23	T22 - T25
All engines		7.0017			

1.0 GTi	Petrol	74	03/87-12/92	ENGINE CB 80 T
---------	--------	----	-------------	-------------------

Engine	Information	S10	T10	T20 - T23	T22 - T25
All engines		7.0016			

1.0i	Petrol	0	01/88->	ENGINE G102
------	--------	---	---------	----------------

Engine	Information	S10	T10	T20 - T23	T22 - T25
All engines		7.0016			

1.0i [USA]	Petrol	0	01/89->	ENGINE CB
------------	--------	---	---------	--------------

Engine	Information	S10	T10	T20 - T23	T22 - T25
All engines		7.0017			

1.0i 12v GTti	Petrol	74	11/90-02/93	ENGINE CB 70
---------------	--------	----	-------------	-----------------

Engine	Information	S10	T10	T20 - T23	T22 - T25
All engines		7.0016			

1.3i [USA]	Petrol	0	01/89->	ENGINE HCE
------------	--------	---	---------	---------------

Engine	Information	S10	T10	T20 - T23	T22 - T25
All engines		7.0016			

CHARADE IV

1.0	Petrol	38	09/94-03/96	ENGINE CB 22
-----	--------	----	-------------	-----------------

Engine	Information	S10	T10	T20 - T23	T22 - T25
All engines		7.0016			

1.0 i	Petrol	42	03/93-03/96	ENGINE CB 20
-------	--------	----	-------------	-----------------

Engine	Information	S10	T10	T20 - T23	T22 - T25
All engines		7.0016			

1.3	Petrol	44	09/96-11/99	ENGINE HC
-----	--------	----	-------------	--------------

Engine	Information	S10	T10	T20 - T23	T22 - T25
All engines		7.0016			

S10 OIL PRESSURE WARNING LIGHT SWITCH	T10 REVERSING LIGHT SWITCH	T20 BRAKE LIGHT SWITCH
T22 SWITCH CLUTCH CONTROL (CRUISE CONTROL)	T23 SWITCH BRAKE ACTUATION (ENGINE TIMING)	T25 SWITCH CLUTCH CONTROL (ENGINE CONTROL)

FUNCTIONS ON THE VEHICLE

Vehicle	alim.	kW	Date	Engine	 S10	 T10	 T20 - T23	 T22 - T25
---------	-------	----	------	--------	---	---	--	---

ENGINE				
1.3 16V	Petrol	55	05/96-11/99	HCE

Engine	Information	S10	T10	T20 - T23	T22 - T25
All engines		7.0016			
All engines	01/02/98 ->		7.6220		

ENGINE				
1.3 i 16V	Petrol	62	01/93-09/00	HC

Engine	Information	S10	T10	T20 - T23	T22 - T25
All engines		7.0016			
All engines	01/02/98 ->		7.6220		

ENGINE				
1.5 i 16V	Petrol	66	06/94-11/99	HEE, HEEG

Engine	Information	S10	T10	T20 - T23	T22 - T25
All engines		7.0016			

ENGINE				
1.6 GTi	Petrol	77	03/93-11/99	HD-E

Engine	Information	S10	T10	T20 - T23	T22 - T25
All engines		7.0016			

CHARADE VI

ENGINE				
1.33 16V	Petrol	73	05/11->	1NR-FE

Engine	Information	S10	T10	T20 - T23	T22 - T25
All engines	DENSO, MADE BY:(F), MADE BY:(J), YAZAKI	7.0114			
All engines			7.6111	7.1254 T20	7.1257 T22, T25

COPEN

ENGINE				
0.7	Petrol	47	09/03-09/12	JB-DET

Engine	Information	S10	T10	T20 - T23	T22 - T25
All engines	MATSUSHITA			7.1017 T20	

ENGINE				
0.7	Petrol	50	09/03-12/07	JB-DET

Engine	Information	S10	T10	T20 - T23	T22 - T25
All engines	MATSUSHITA			7.1017 T20	

ENGINE				
1.3	Petrol	64	03/06-09/12	K3-VE

Engine	Information	S10	T10	T20 - T23	T22 - T25
All engines	MATSUSHITA			7.1017 T20	

CUORE II

ENGINE				
0.8	Petrol	29	11/89-12/90	ED 10

Engine	Information	S10	T10	T20 - T23	T22 - T25
All engines		7.0016			

ENGINE				
0.8	Petrol	32	09/85-06/90	ED 10

Engine	Information	S10	T10	T20 - T23	T22 - T25
All engines		7.0016			

ENGINE				
0.8 4WD	Petrol	32	09/86-10/88	ED 10

Engine	Information	S10	T10	T20 - T23	T22 - T25
All engines		7.0016			

CUORE III

ENGINE				
0.8	Petrol	30	10/90-12/94	ED 10 K

Engine	Information	S10	T10	T20 - T23	T22 - T25
All engines		7.0016	7.6221		

CUORE IV

ENGINE				
0.8	Petrol	31	11/96-10/98	ED 20

Engine	Information	S10	T10	T20 - T23	T22 - T25
All engines		7.0016	7.6221		

S10 OIL PRESSURE WARNING LIGHT SWITCH	T10 REVERSING LIGHT SWITCH	T20 BRAKE LIGHT SWITCH
T22 SWITCH CLUTCH CONTROL (CRUISE CONTROL)	T23 SWITCH BRAKE ACTUATION (ENGINE TIMING)	T25 SWITCH CLUTCH CONTROL (ENGINE CONTROL)

FUNCTIONS ON THE VEHICLE

Vehicle	alim.	kW	Date	Engine	 S10	 T10	 T20 - T23	 T22 - T25
---------	-------	----	------	--------	---	---	--	---

				ENGINE
0.8	Petrol	32	01/95-08/98	ED 20

Engine	Information	S10	T10	T20 - T23	T22 - T25
All engines		7.0016	7.6221		

CUORE V

				ENGINE
1.0 DVVT	Petrol	43	10/00-02/03	EJ-VE

Engine	Information	S10	T10	T20 - T23	T22 - T25
All engines		7.0016	7.6220		
All engines	MATSUSHITA			7.1017 T20	

				ENGINE
1.0 i	Petrol	41	10/98-05/03	EJ-DE

Engine	Information	S10	T10	T20 - T23	T22 - T25
All engines		7.0016	7.6220		
All engines	MATSUSHITA			7.1017 T20	

CUORE VI

				ENGINE
1.0	Petrol	43	03/03->	EJ-VE

Engine	Information	S10	T10	T20 - T23	T22 - T25
All engines		7.0016		7.1178 T20	

CUORE VII

				ENGINE
1.0	Petrol	51	04/07->	1KR-FE

Engine	Information	S10	T10	T20 - T23	T22 - T25
All engines		7.0016		7.1178 T20	

DOMINO

				ENGINE
0.8	Petrol	32	08/85-10/98	ED, ED 20

Engine	Information	S10	T10	T20 - T23	T22 - T25
All engines		7.0016			
Eng. ED 20			7.6221		

				ENGINE
0.8i	Petrol	32	08/90-10/98	ED20

Engine	Information	S10	T10	T20 - T23	T22 - T25
All engines		7.0016	7.6221		

FEROZA

				ENGINE
1.6i	Petrol	0	01/90->	--

Engine	Information	S10	T10	T20 - T23	T22 - T25
All engines		7.0016		7.1027 T20	

FEROZA HARD TOP

				ENGINE
1.6 16V 4x4	Petrol	63	10/88-12/99	HDC

Engine	Information	S10	T10	T20 - T23	T22 - T25
All engines		7.0016		7.1027 T20	

				ENGINE
1.6 i 16V 4x4	Petrol	70	10/88-12/99	HD-E

Engine	Information	S10	T10	T20 - T23	T22 - T25
All engines		7.0016		7.1027 T20	

FEROZA SOFT TOP




				ENGINE
1.6 16V	Petrol	63	10/88-12/99	HDC

Engine	Information	S10	T10	T20 - T23	T22 - T25
All engines		7.0016		7.1027 T20	

				ENGINE
1.6i 16V	Petrol	70	10/88-12/99	HD-E

Engine	Information	S10	T10	T20 - T23	T22 - T25
All engines		7.0016		7.1027 T20	

S10 OIL PRESSURE WARNING LIGHT SWITCH	T10 REVERSING LIGHT SWITCH	T20 BRAKE LIGHT SWITCH
T22 SWITCH CLUTCH CONTROL (CRUISE CONTROL)	T23 SWITCH BRAKE ACTUATION (ENGINE TIMING)	T25 SWITCH CLUTCH CONTROL (ENGINE CONTROL)

Vehicle	alim.	kW	Date	Engine	 S10	 T10	 T20 - T23	 T22 - T25
---------	-------	----	------	--------	---	---	--	---

FOURTRAK

				ENGINE
2.8 4x4	Diesel	54	05/93-10/95	DL

Engine	Information	S10	T10	T20 - T23	T22 - T25
All engines		7.0016		7.1027 T20	

GRAN MOVE

				ENGINE
1.5 16V	Petrol	66	10/96-07/98	HEEG

Engine	Information	S10	T10	T20 - T23	T22 - T25
All engines		7.0016			
All engines	01/01/98 ->		7.6220		

				ENGINE
1.5 GLX	Petrol	71	10/96-08/98	HEEG

Engine	Information	S10	T10	T20 - T23	T22 - T25
All engines		7.0016			
All engines	01/01/98 ->		7.6220		

				ENGINE
1.5 GX	Petrol	55	10/96-08/98	HEEG

Engine	Information	S10	T10	T20 - T23	T22 - T25
All engines		7.0016			
All engines	01/01/98 ->		7.6220		

				ENGINE
1.6 [ExtraEU]	Petrol	77	09/97-07/02	HDEP

Engine	Information	S10	T10	T20 - T23	T22 - T25
All engines		7.0016			
All engines	01/01/98 ->		7.6220		

				ENGINE
1.6 16V	Petrol	67	05/98->	HDEP

Engine	Information	S10	T10	T20 - T23	T22 - T25
All engines		7.0016	7.6220		

				ENGINE
1.6 GX	Petrol	67	06/98-07/02	HDEP

Engine	Information	S10	T10	T20 - T23	T22 - T25
All engines		7.0016	7.6220		

MATERIA

				ENGINE
1.3	Petrol	67	10/06->	K3-VE

Engine	Information	S10	T10	T20 - T23	T22 - T25
All engines		7.0016		7.1178 T20	

				ENGINE
1.5	Petrol	76	10/06->	3SZ-VE

Engine	Information	S10	T10	T20 - T23	T22 - T25
All engines		7.0016		7.1178 T20	

				ENGINE
1.5 ECO 4WD	Petrol	76	10/06->	3SZ-VE

Engine	Information	S10	T10	T20 - T23	T22 - T25
All engines		7.0016		7.1178 T20	

				ENGINE
1.5 LPG	Petrol/ Petro- leum Gas (LPG)	76	01/10-12/11	3SZ-VE

Engine	Information	S10	T10	T20 - T23	T22 - T25
All engines		7.0016		7.1178 T20	

MIRA

				ENGINE
0.8i	Petrol	32	03/93-02/97	ED20

Engine	Information	S10	T10	T20 - T23	T22 - T25
All engines		7.0016	7.6221		

S10 OIL PRESSURE WARNING LIGHT SWITCH	T10 REVERSING LIGHT SWITCH	T20 BRAKE LIGHT SWITCH
T22 SWITCH CLUTCH CONTROL (CRUISE CONTROL)	T23 SWITCH BRAKE ACTUATION (ENGINE TIMING)	T25 SWITCH CLUTCH CONTROL (ENGINE CONTROL)

FUNCTIONS ON THE VEHICLE

Vehicle	alim.	kW	Date	Engine	 S10	 T10	 T20 - T23	 T22 - T25
---------	-------	----	------	--------	---	---	--	---

MOVE

0.8	Petrol	31	01/97-11/99	ENGINE ED 20
-----	--------	----	-------------	-----------------

Engine	Information	S10	T10	T20 - T23	T22 - T25
All engines		7.0016	7.6221		

1.0 [ExtraEU]	Petrol	40	10/98-12/00	ENGINE EJ-VE
---------------	--------	----	-------------	-----------------

Engine	Information	S10	T10	T20 - T23	T22 - T25
All engines		7.0016	7.6220		
All engines	MATSUSHITA			7.1017 T20	

1.0 i	Petrol	41	10/98-09/02	ENGINE EJ-DE
-------	--------	----	-------------	-----------------

Engine	Information	S10	T10	T20 - T23	T22 - T25
All engines		7.0016	7.6220		
All engines	MATSUSHITA			7.1017 T20	

ROCKY

2.0i [USA]	Petrol	0	01/89->	ENGINE --
------------	--------	---	---------	--------------

Engine	Information	S10	T10	T20 - T23	T22 - T25
All engines		7.0016		7.1027 T20	

ROCKY HARD TOP

2.2 4x4	Petrol	67	09/91-04/93	ENGINE 4Y
---------	--------	----	-------------	--------------

Engine	Information	S10	T10	T20 - T23	T22 - T25
All engines		7.0017		7.1027 T20	

2.2i 4x4	Petrol	67	05/93->	ENGINE 4Y
----------	--------	----	---------	--------------

Engine	Information	S10	T10	T20 - T23	T22 - T25
All engines				7.1027 T20	

2.8 D	Diesel	54	02/85-12/98	ENGINE DL
-------	--------	----	-------------	--------------

Engine	Information	S10	T10	T20 - T23	T22 - T25
All engines		7.0016		7.1027 T20	

ROCKY SOFT TOP

2.2 4x4	Petrol	67	09/91-04/93	ENGINE 4Y
---------	--------	----	-------------	--------------

Engine	Information	S10	T10	T20 - T23	T22 - T25
All engines		7.0017		7.1027 T20	

2.8 D	Diesel	54	02/85-12/98	ENGINE DL
-------	--------	----	-------------	--------------

Engine	Information	S10	T10	T20 - T23	T22 - T25
All engines		7.0016		7.1027 T20	

SIRION

1.0	Petrol	40	04/98-10/00	ENGINE EJ-DE
-----	--------	----	-------------	-----------------

Engine	Information	S10	T10	T20 - T23	T22 - T25
All engines	FP Lower	7.0016			
All engines			7.6220		
All engines	MATSUSHITA			7.1017 T20	





1.0	Petrol	41	04/98-09/00	ENGINE EJ-DE
-----	--------	----	-------------	-----------------

Engine	Information	S10	T10	T20 - T23	T22 - T25
All engines	FP Lower	7.0016			
All engines			7.6220		
All engines	MATSUSHITA			7.1017 T20	

1.0	Petrol	51	01/05-06/13	ENGINE 1KR-FE
-----	--------	----	-------------	------------------





Engine	Information	S10	T10	T20 - T23	T22 - T25
All engines		7.0016		7.1178 T20	

S10 OIL PRESSURE WARNING LIGHT SWITCH	T10 REVERSING LIGHT SWITCH	T20 BRAKE LIGHT SWITCH
T22 SWITCH CLUTCH CONTROL (CRUISE CONTROL)	T23 SWITCH BRAKE ACTUATION (ENGINE TIMING)	T25 SWITCH CLUTCH CONTROL (ENGINE CONTROL)

Vehicle	alim.	kW	Date	Engine	 S10	 T10	 T20 - T23	 T22 - T25
ENGINE								
1.0 i	Petrol	43	09/00-01/05	EJ-VE				
Engine	Information				S10	T10	T20 - T23	T22 - T25
All engines						7.6220		
All engines	MATSUSHITA						7.1017 T20	
ENGINE								
1.0 i 4WD	Petrol	41	04/99-09/00	EJ-DE				
Engine	Information				S10	T10	T20 - T23	T22 - T25
All engines	FP Lower				7.0016			
All engines						7.6220		
All engines	MATSUSHITA						7.1017 T20	
ENGINE								
1.0 i 4WD	Petrol	43	09/00-01/05	EJ-VE				
Engine	Information				S10	T10	T20 - T23	T22 - T25
All engines						7.6220		
All engines	MATSUSHITA						7.1017 T20	
ENGINE								
1.0 LPG	Petrol/ Petroleum Gas (LPG)	51	01/05-06/13	1KR-FE				
Engine	Information				S10	T10	T20 - T23	T22 - T25
All engines					7.0016		7.1178 T20	
ENGINE								
1.3	Petrol	64	01/05->	K3-VE				
Engine	Information				S10	T10	T20 - T23	T22 - T25
All engines					7.0016		7.1178 T20	
ENGINE								
1.3	Petrol	67	03/08->	K3-VE				
Engine	Information				S10	T10	T20 - T23	T22 - T25
All engines					7.0016		7.1178 T20	
ENGINE								
1.3 4WD	Petrol	64	04/05->	K3-VE				
Engine	Information				S10	T10	T20 - T23	T22 - T25
All engines					7.0016		7.1178 T20	
ENGINE								
1.3 4WD	Petrol	67	03/08->	K3-VE				
Engine	Information				S10	T10	T20 - T23	T22 - T25
All engines					7.0016		7.1178 T20	
ENGINE								
1.3 Rally	Petrol	81	06/02-03/05	K3-VE				
Engine	Information				S10	T10	T20 - T23	T22 - T25
All engines					7.0016	7.6220		
All engines	MATSUSHITA						7.1017 T20	
ENGINE								
1.3 Rally 4WD	Petrol	81	06/02-03/05	K3-VE				
Engine	Information				S10	T10	T20 - T23	T22 - T25
All engines					7.0016	7.6220		
All engines	MATSUSHITA						7.1017 T20	
ENGINE								
1.3 Sport	Petrol	75	08/00-01/05	K3-VE, K3-VE2				
Engine	Information				S10	T10	T20 - T23	T22 - T25
All engines						7.6220		
All engines	MATSUSHITA						7.1017 T20	
ENGINE								
1.3 Sport 4WD	Petrol	75	08/00-03/05	K3-VE2				
Engine	Information				S10	T10	T20 - T23	T22 - T25
All engines						7.6220		
All engines	MATSUSHITA						7.1017 T20	

S10 OIL PRESSURE WARNING LIGHT SWITCH	T10 REVERSING LIGHT SWITCH	T20 BRAKE LIGHT SWITCH
T22 SWITCH CLUTCH CONTROL (CRUISE CONTROL)	T23 SWITCH BRAKE ACTUATION (ENGINE TIMING)	T25 SWITCH CLUTCH CONTROL (ENGINE CONTROL)

FUNCTIONS ON THE VEHICLE

Vehicle	alim.	kW	Date	Engine	 S10	 T10	 T20 - T23	 T22 - T25
ENGINE								
1.5	Petrol	76	03/08->	3SZ-VE				
Engine					S10	T10	T20 - T23	T22 - T25
Information					7.0016		7.1178 T20	
All engines								
SPORTRACK								
1.6 16v 4x4	Petrol	62	10/88-08/93	HDC				
Engine					S10	T10	T20 - T23	T22 - T25
Information					7.0016		7.1027 T20	
All engines								
TAFT								
2.5 D 4x4	Diesel	45	08/78-08/82	DG				
Engine					S10	T10	T20 - T23	T22 - T25
Information							7.1028 T20	
All engines								
TERIOS I								
1.3	Petrol	63	09/01-10/05	K3-VE				
Engine					S10	T10	T20 - T23	T22 - T25
Information					7.0016			
All engines								
1.3 4WD	Petrol	61	10/97-10/00	HC-EJ				
Engine					S10	T10	T20 - T23	T22 - T25
Information					7.0016			
All engines								
All engines							7.1017 T20	
1.3 4WD	Petrol	63	10/00-10/05	K3-VE				
Engine					S10	T10	T20 - T23	T22 - T25
Information					7.0016			
All engines								
1.3 VVT-i Turbo 4WD	Petrol	103	10/02-10/05	K3-VE				
Engine					S10	T10	T20 - T23	T22 - T25
Information					7.0016			
All engines								
TERIOS II								
1.3 VVT-i 4x4	Petrol	63	11/05->	K3-VE				
Engine					S10	T10	T20 - T23	T22 - T25
Information					7.0016		7.1178 T20	
All engines								
1.3 VVT-i LPG 4x4	Petrol/ Petroleum Gas (LPG)	63	01/09-12/09	K3-VE				
Engine					S10	T10	T20 - T23	T22 - T25
Information					7.0016		7.1178 T20	
All engines								
1.5 4x4	Petrol	77	05/06->	3SZ-VE				
Engine					S10	T10	T20 - T23	T22 - T25
Information					7.0016		7.1178 T20	
All engines								
1.5 LPG 4x4	Petrol/ Petroleum Gas (LPG)	77	06/09->	3SZ-VE				
Engine					S10	T10	T20 - T23	T22 - T25
Information					7.0016		7.1178 T20	
All engines								
1.5 VVT-i 4x4	Petrol	75	09/10->	3SZ-VE				
Engine					S10	T10	T20 - T23	T22 - T25
Information					7.0016		7.1178 T20	
All engines								
1.5 VVT-i RWD	Petrol	75	09/10->	3SZ-VE				
Engine					S10	T10	T20 - T23	T22 - T25
Information					7.0016		7.1178 T20	
All engines								

S10	OIL PRESSURE WARNING LIGHT SWITCH	T10	REVERSING LIGHT SWITCH	T20	BRAKE LIGHT SWITCH
T22	SWITCH CLUTCH CONTROL (CRUISE CONTROL)	T23	SWITCH BRAKE ACTUATION (ENGINE TIMING)	T25	SWITCH CLUTCH CONTROL (ENGINE CONTROL)

The present application list is a brief version. For the detailed information about the possibility of installation on a specific vehicle, please refer to our web-catalogue <http://catalogo.facet.eu/>

Vehicle	alim.	kW	Date	Engine				
					S10	T10	T20 - T23	T22 - T25

				ENGINE
1.5 VVT-i RWD	Petrol	77	11/05->	3SZ-VE

Engine	Information	S10	T10	T20 - T23	T22 - T25
All engines		7.0016		7.1178 T20	

TREVIS

				ENGINE
1.0	Petrol	43	06/06->	EJ-VE

Engine	Information	S10	T10	T20 - T23	T22 - T25
All engines		7.0016		7.1178 T20	

VALERA

				ENGINE
1.5i 16v	Petrol	66	03/93->	HEE, HEEG

Engine	Information	S10	T10	T20 - T23	T22 - T25
All engines		7.0016			

YRV

				ENGINE
1.0	Petrol	43	02/01->	EJ-VE

Engine	Information	S10	T10	T20 - T23	T22 - T25
All engines		7.0016	7.6220		
All engines	MATSUSHITA			7.1017 T20	

				ENGINE
1.3	Petrol	64	02/01->	K3-VE

Engine	Information	S10	T10	T20 - T23	T22 - T25
All engines		7.0016	7.6220		
All engines	MATSUSHITA			7.1017 T20	





				ENGINE
1.3 4WD	Petrol	64	02/01->	K3-VE

Engine	Information	S10	T10	T20 - T23	T22 - T25
All engines		7.0016	7.6220		
All engines	MATSUSHITA			7.1017 T20	

				ENGINE
1.3 GTi	Petrol	95	07/02->	K3VT

Engine	Information	S10	T10	T20 - T23	T22 - T25
All engines		7.0016			
All engines	MATSUSHITA			7.1017 T20	

S10	OIL PRESSURE WARNING LIGHT SWITCH	T10	REVERSING LIGHT SWITCH	T20	BRAKE LIGHT SWITCH
T22	SWITCH CLUTCH CONTROL (CRUISE CONTROL)	T23	SWITCH BRAKE ACTUATION (ENGINE TIMING)	T25	SWITCH CLUTCH CONTROL (ENGINE CONTROL)

					FUNCTIONS ON THE VEHICLE			
Vehicle	alim.	kW	Date	Engine				
					S10	T10	T20 - T23	T22 - T25

CALIBER

2.0 CRD	Diesel	100	06/06-11/11	ENGINE ECD
---------	--------	-----	-------------	---------------

Engine	Information	S10	T10	T20 - T23	T22 - T25
All engines		7.0132			

2.0 CRD	Diesel	103	06/06->	ENGINE ECD, ECE
---------	--------	-----	---------	--------------------

Engine	Information	S10	T10	T20 - T23	T22 - T25
All engines		7.0132			

2.0 CRD	Diesel	88	02/06-11/11	ENGINE ECD
---------	--------	----	-------------	---------------

Engine	Information	S10	T10	T20 - T23	T22 - T25
All engines		7.0132			

JOURNEY

2.0 CRD	Diesel	100	06/08-12/11	ENGINE ECE
---------	--------	-----	-------------	---------------

Engine	Information	S10	T10	T20 - T23	T22 - T25
All engines		7.0132			

2.0 CRD	Diesel	103	06/08->	ENGINE ECE
---------	--------	-----	---------	---------------

Engine	Information	S10	T10	T20 - T23	T22 - T25
All engines		7.0132			

S10	OIL PRESSURE WARNING LIGHT SWITCH	T10	REVERSING LIGHT SWITCH	T20	BRAKE LIGHT SWITCH
T22	SWITCH CLUTCH CONTROL (CRUISE CONTROL)	T23	SWITCH BRAKE ACTUATION (ENGINE TIMING)	T25	SWITCH CLUTCH CONTROL (ENGINE CONTROL)

FUNCTIONS ON THE VEHICLE

Vehicle	alim.	kW	Date	Engine	 S10	 T10	 T20 - T23	 T22 - T25
---------	-------	----	------	--------	---	---	--	---

DS3

				ENGINE
1.2 THP 110	Petrol	81	04/15->	EB2DT, HNZ (EB2DT)

Engine	Information	S10	T10	T20 - T23	T22 - T25
All engines	no specific info conc. application available, spanner size 22, t.tnr. MA, thread M14x1.5		7.6217		
All engines	COL:grey, no specific info conc. application available, t.tnr. BE4R/SST		7.6218		
All engines				7.1283	T20
All engines	COL:grey				7.1210 T22

				ENGINE
1.2 THP 130	Petrol	96	09/15->	EB2DTS

Engine	Information	S10	T10	T20 - T23	T22 - T25
All engines	spanner size 22, thread M14x1.5		7.6217		
All engines				7.1283	T20
All engines	COL:grey				7.1210 T22

				ENGINE
1.2 VTi 82	Petrol	60	04/15->	EB2, HMZ (EB2F)

Engine	Information	S10	T10	T20 - T23	T22 - T25
All engines	COL:brown, thread M16x1.5	7.0130			
All engines	no specific info conc. application available, spanner size 22, t.tnr. MA, thread M14x1.5		7.6217		
All engines	COL:grey, no specific info conc. application available, t.tnr. BE4R/SST		7.6218		
All engines				7.1283	T20
All engines	COL:grey				7.1210 T22

				ENGINE
1.6 BlueHdi 100	Diesel	73	04/15->	BHY (DV6FD), DV6FD

Engine	Information	S10	T10	T20 - T23	T22 - T25
All engines	no specific info conc. application available, spanner size 22, t.tnr. MA, thread M14x1.5		7.6217		
All engines	COL:grey, no specific info conc. application available, t.tnr. BE4R/SST, t.tnr. BE4R/STT		7.6218		
All engines				7.1283	T20
All engines	COL:grey				7.1210 T22

				ENGINE
1.6 BlueHdi 116	Diesel	85	07/15->	DV6FC

Engine	Information	S10	T10	T20 - T23	T22 - T25
All engines	COL:grey		7.6218		7.1210 T22
All engines				7.1283	T20

				ENGINE
1.6 BlueHdi 120	Diesel	88	07/15->	BHZ (DV6FC), DV6FC

Engine	Information	S10	T10	T20 - T23	T22 - T25
Eng. BHZ (DV6FC)	no specific info conc. application available		7.6217		
All engines	COL:grey, no specific info conc. application available		7.6218		
All engines				7.1283	T20
All engines	COL:grey				7.1210 T22

				ENGINE
1.6 BlueHdi 75	Diesel	55	07/15->	BHW (DV6FE), DV6FE

Engine	Information	S10	T10	T20 - T23	T22 - T25
All engines	no specific info conc. application available, spanner size 22, thread M14x1.5		7.6217		
All engines	COL:grey, no specific info conc. application available		7.6218		
All engines				7.1283	T20
All engines	COL:grey				7.1210 T22

				ENGINE
1.6 THP	Petrol	110	07/15->	EP6FDT

Engine	Information	S10	T10	T20 - T23	T22 - T25
All engines	COL:grey		7.6218		7.1210 T22
All engines				7.1283	T20

				ENGINE
1.6 THP	Petrol	120	07/15->	EP6FDTM

Engine	Information	S10	T10	T20 - T23	T22 - T25
All engines	spanner size 22, thread M14x1.5		7.6217		
All engines	COL:grey		7.6218		7.1210 T22
All engines				7.1283	T20

S10	OIL PRESSURE WARNING LIGHT SWITCH	T10	REVERSING LIGHT SWITCH	T20	BRAKE LIGHT SWITCH
T22	SWITCH CLUTCH CONTROL (CRUISE CONTROL)	T23	SWITCH BRAKE ACTUATION (ENGINE TIMING)	T25	SWITCH CLUTCH CONTROL (ENGINE CONTROL)

Vehicle	alim.	kW	Date	Engine	FUNCTIONS ON THE VEHICLE			
					S10	T10	T20 - T23	T22 - T25

ENGINE				
1.6 THP 165	Petrol	121	07/15->	5GZ (EP6FDT), EP6FDT

Engine	Information	S10	T10	T20 - T23	T22 - T25
Eng. 5GZ (EP6FDT)	no specific info conc. application available		7.6217		
All engines	COL:grey, no specific info conc. application available		7.6218		
All engines				7.1283 T20	
All engines	COL:grey				7.1210 T22

ENGINE				
1.6 THP 208	Petrol	153	09/15->	5GR (EP6FDTX), EP6FDTX

Engine	Information	S10	T10	T20 - T23	T22 - T25
All engines	no specific info conc. application available, spanner size 22, thread M14x1.5		7.6217		
Eng. 5GR (EP6FDTX)	no specific info conc. application available		7.6218		
All engines				7.1283 T20	
All engines	COL:grey				7.1210 T22

DS4 / DS4 CROSSBACK

ENGINE				
1.2 THP 130	Petrol	96	07/15->	EB2DTS, EB2DTSM, HNY (EB2DTS)

Engine	Information	S10	T10	T20 - T23	T22 - T25
All engines	no specific info conc. application available, spanner size 22, t.tnr. ML6C, thread M14x1.5		7.6217		
All engines	COL:grey, no specific info conc. application available, t.tnr. SST/B6		7.6218		
All engines				7.1283 T20	
All engines	COL:grey				7.1210 T22

ENGINE				
1.6 BlueHdi 100	Diesel	73	04/16->	DV6FD

Engine	Information	S10	T10	T20 - T23	T22 - T25
All engines	COL:grey		7.6218		7.1210 T22
All engines				7.1283 T20	

ENGINE				
1.6 BlueHdi 115	Diesel	85	07/15->	DV6FC

Engine	Information	S10	T10	T20 - T23	T22 - T25
All engines	spanner size 22, t.tnr. ML6C, thread M14x1.5		7.6217		
All engines	COL:grey, t.tnr. SST/B6		7.6218		
All engines				7.1283 T20	
All engines	COL:grey				7.1210 T22

ENGINE				
1.6 BlueHdi 120	Diesel	88	07/15->	BHZ (DV6FC), DV6FC

Engine	Information	S10	T10	T20 - T23	T22 - T25
All engines	no specific info conc. application available, spanner size 22, t.tnr. ML6C, thread M14x1.5		7.6217		
All engines	COL:grey, no specific info conc. application available, t.tnr. SST/B6		7.6218		
All engines				7.1283 T20	
All engines	COL:grey				7.1210 T22

ENGINE				
1.6 THP 150	Petrol	110	10/16->	EP6CDTMD

Engine	Information	S10	T10	T20 - T23	T22 - T25
All engines				7.1283 T20	

ENGINE				
1.6 THP 165	Petrol	121	07/15->	5GZ (EP6FDT), EP6FDT

Engine	Information	S10	T10	T20 - T23	T22 - T25
Eng. 5GZ (EP6FDT)	no specific info conc. application available		7.6217, 7.6218		
All engines				7.1283 T20	
Eng. 5GZ (EP6FDT)					7.1210 T22

ENGINE				
1.6 THP 210	Petrol	155	07/15->	5GM (EP6FDTX), EP6FDTX

Engine	Information	S10	T10	T20 - T23	T22 - T25
All engines	no specific info conc. application available, spanner size 22, t.tnr. ML6C, thread M14x1.5		7.6217		
All engines	COL:grey, no specific info conc. application available, t.tnr. B6/STT		7.6218		
All engines				7.1283 T20	
All engines	COL:grey				7.1210 T22

S10	OIL PRESSURE WARNING LIGHT SWITCH	T10	REVERSING LIGHT SWITCH	T20	BRAKE LIGHT SWITCH
T22	SWITCH CLUTCH CONTROL (CRUISE CONTROL)	T23	SWITCH BRAKE ACTUATION (ENGINE TIMING)	T25	SWITCH CLUTCH CONTROL (ENGINE CONTROL)

Vehicle	alim.	kW	Date	Engine	 S10	 T10	 T20 - T23	 T22 - T25
---------	-------	----	------	--------	---	---	--	---

ENGINE				
2.0 BlueHDi 150	Diesel	110	07/15->	AHR (DW10FD), DW10FD

Engine	Information	S10	T10	T20 - T23	T22 - T25
All engines	no specific info conc. application available, spanner size 22, t.tnr. ML6C, thread M14x1.5		7.6217		
All engines	COL:grey, no specific info conc. application available, t.tnr. S5T/B6		7.6218		
All engines				7.1283 T20	
All engines	COL:grey				7.1210 T22

ENGINE				
2.0 BlueHDi 180	Diesel	133	07/15->	AHW (DW10FC), DW10FC

Engine	Information	S10	T10	T20 - T23	T22 - T25
Eng. AHW (DW10FC)	no specific info conc. application available		7.6217, 7.6218		
All engines				7.1283 T20	
Eng. AHW (DW10FC)					7.1210 T22

DS5

ENGINE				
1.6 BlueHDi 115	Diesel	85	06/15->	DV6C, DV6FC

Engine	Information	S10	T10	T20 - T23	T22 - T25
Eng. DV6C		7.0203			
All engines	COL:grey		7.6218		
All engines				7.1283 T20	

ENGINE				
1.6 BlueHDi 120	Diesel	88	06/15->	BHZ (DV6FC), DV6FC

Engine	Information	S10	T10	T20 - T23	T22 - T25
Eng. BHZ (DV6FC)	no specific info conc. application available		7.6217		
All engines	COL:grey, no specific info conc. application available		7.6218		
All engines				7.1283 T20	
All engines	RHD				7.1210 T22

ENGINE				
1.6 THP 165	Petrol	121	07/15->	5GZ (EP6FDT), EP6FDT

Engine	Information	S10	T10	T20 - T23	T22 - T25
Eng. 5GZ (EP6FDT)	no specific info conc. application available		7.6217, 7.6218		
All engines				7.1283 T20	
Eng. 5GZ (EP6FDT)	RHD				7.1210 T22

ENGINE				
1.6 THP 210	Petrol	155	04/15->	5GM (EP6FTX), EP6FTX

Engine	Information	S10	T10	T20 - T23	T22 - T25
All engines	no specific info conc. application available, spanner size 22, t.tnr. ML6C, thread M14x1.5		7.6217		
All engines	COL:grey, no specific info conc. application available, t.tnr. MC/STT/B6		7.6218		
All engines				7.1283 T20	
All engines	RHD				7.1210 T22

ENGINE				
2.0 BlueHDi 135	Diesel	100	06/15->	DW10FDD

Engine	Information	S10	T10	T20 - T23	T22 - T25
All engines	COL:grey		7.6218		
All engines				7.1283 T20	





ENGINE				
2.0 BlueHDi 150	Diesel	110	04/15->	AHR (DW10FD), DW10FD

Engine	Information	S10	T10	T20 - T23	T22 - T25
Eng. AHR (DW10FD)	no specific info conc. application available		7.6217		
All engines	COL:grey, no specific info conc. application available		7.6218		
All engines				7.1283 T20	
All engines	RHD				7.1210 T22

ENGINE				
2.0 BlueHDi 180	Diesel	133	04/15->	AHW (DW10FC), DW10FC

Engine	Information	S10	T10	T20 - T23	T22 - T25
Eng. AHW (DW10FC)	no specific info conc. application available		7.6217, 7.6218		
All engines				7.1283 T20	
Eng. AHW (DW10FC)	RHD				7.1210 T22

S10 OIL PRESSURE WARNING LIGHT SWITCH	T10 REVERSING LIGHT SWITCH	T20 BRAKE LIGHT SWITCH
T22 SWITCH CLUTCH CONTROL (CRUISE CONTROL)	T23 SWITCH BRAKE ACTUATION (ENGINE TIMING)	T25 SWITCH CLUTCH CONTROL (ENGINE CONTROL)

				FUNCTIONS ON THE VEHICLE				
Vehicle	alim.	kW	Date	Engine				
					S10	T10	T20 - T23	T22 - T25

				ENGINE
2.0 HDi 165 Hybrid4 4x4	Diesel/ Electro	120	04/15->	DW10CTED4, RHC (DW10CTED4)

Engine	Information	S10	T10	T20 - T23	T22 - T25
All engines	COL:grey, spanner size 21, switch press. 0.5 bar, thread M16x1.5	7.0130			
Eng. RHC (DW10CTED4)	no specific info conc. application available		7.6217, 7.6218		
All engines				7.1283 T20	
Eng. RHC (DW10CTED4)	RHD				7.1210 T22

S10	OIL PRESSURE WARNING LIGHT SWITCH	T10	REVERSING LIGHT SWITCH	T20	BRAKE LIGHT SWITCH
T22	SWITCH CLUTCH CONTROL (CRUISE CONTROL)	T23	SWITCH BRAKE ACTUATION (ENGINE TIMING)	T25	SWITCH CLUTCH CONTROL (ENGINE CONTROL)

The present application list is a brief version. For the detailed information about the possibility of installation on a specific vehicle, please refer to our web-catalogue <http://catalogo.facet.eu/>

FUNCTIONS ON THE VEHICLE

Vehicle	alim.	kW	Date	Engine				
					S10	T10	T20 - T23	T22 - T25

1000ER-SERIE

ENGINE
1100 Petrol 29 07/53-06/61 101A.000

Engine	Information	S10	T10	T20 - T23	T22 - T25
All engines		7.0060			

ENGINE
1200 Petrol 38 02/59-03/62 --

Engine	Information	S10	T10	T20 - T23	T22 - T25
All engines		7.0060			

ENGINE
1300 Petrol 45 11/61-02/67 --

Engine	Information	S10	T10	T20 - T23	T22 - T25
All engines		7.0060			

ENGINE
1500 Petrol 49 11/61-03/69 --

Engine	Information	S10	T10	T20 - T23	T22 - T25
All engines		7.0060			

ENGINE
1500 Petrol 55 11/64-10/68 --

Engine	Information	S10	T10	T20 - T23	T22 - T25
All engines		7.0060			

124

ENGINE
1200 Petrol 44 07/66-10/73 124 A.000

Engine	Information	S10	T10	T20 - T23	T22 - T25
All engines		7.0000	7.6035	7.1000 T20	

ENGINE
1400 Petrol 51 12/68-12/72 124 B2.000

Engine	Information	S10	T10	T20 - T23	T22 - T25
All engines		7.0000	7.6035	7.1000 T20	

ENGINE
1600 Petrol 70 01/73-07/75 132 AC.000

Engine	Information	S10	T10	T20 - T23	T22 - T25
All engines		7.0000	7.6035	7.1000 T20	

126

ENGINE
600 Petrol 17 09/72-06/77 126 A.000

Engine	Information	S10	T10	T20 - T23	T22 - T25
All engines		7.0001, 7.0060		7.1000 T20	

ENGINE
650 Petrol 17 07/77-09/87 126 A1.000, 126 A1.048

Engine	Information	S10	T10	T20 - T23	T22 - T25
Eng. 126 A1.048		7.0000	7.6065	7.1000 T20	
All engines		7.0060			

ENGINE
700 Petrol 19 09/87-06/96 126 A2.000, 126 A2.048

Engine	Information	S10	T10	T20 - T23	T22 - T25
All engines		7.0000	7.6065	7.1000 T20	

127

ENGINE
0.9 Petrol 29 06/71-05/83 100 GL.048





Engine	Information	S10	T10	T20 - T23	T22 - T25
All engines		7.0060			

ENGINE
0.9 Petrol 33 09/71-12/84 100 GL.000

Engine	Information	S10	T10	T20 - T23	T22 - T25
All engines		7.0001, 7.0060		7.1000 T20	

S10 OIL PRESSURE WARNING LIGHT SWITCH	T10 REVERSING LIGHT SWITCH	T20 BRAKE LIGHT SWITCH
T22 SWITCH CLUTCH CONTROL (CRUISE CONTROL)	T23 SWITCH BRAKE ACTUATION (ENGINE TIMING)	T25 SWITCH CLUTCH CONTROL (ENGINE CONTROL)

FUNCTIONS ON THE VEHICLE

Vehicle	alim.	kW	Date	Engine	 S10	 T10	 T20 - T23	 T22 - T25
ENGINE								
1.0	Petrol	37	01/77-12/86	127 A.000				
Engine	Information			S10	T10	T20 - T23	T22 - T25	
All engines				7.0000, 7.0060		7.1000 T20		
All engines	->ch. 2247295				7.6000			
ENGINE								
1.0 Sport	Petrol	51	07/78-02/82	127 A1.000				
Engine	Information			S10	T10	T20 - T23	T22 - T25	
All engines				7.0060				
ENGINE								
1.3 D	Diesel	33	06/81-12/86	127 A5.000				
Engine	Information			S10	T10	T20 - T23	T22 - T25	
All engines				7.0003, 7.0060	7.6000	7.1000 T20		
ENGINE								
1.3 Diesel	Diesel	33	04/81-12/86	127 A5.000				
Engine	Information			S10	T10	T20 - T23	T22 - T25	
All engines				7.0003, 7.0060	7.6000	7.1000 T20		
ENGINE								
1.3 Sport	Petrol	55	12/81-05/83	127 A3.000				
Engine	Information			S10	T10	T20 - T23	T22 - T25	
All engines				7.0060				
ENGINE								
128								
ENGINE								
1.1	Petrol	40	03/69-12/84	128 A.000				
Engine	Information			S10	T10	T20 - T23	T22 - T25	
All engines				7.0000	7.6000	7.1000 T20		
ENGINE								
131								
ENGINE								
1.3 Mirafiori	Petrol	40	10/74-09/81	131 A6.000				
Engine	Information			S10	T10	T20 - T23	T22 - T25	
All engines				7.0000		7.1000 T20		
All engines	->ch. 0112622				7.6035			
ENGINE								
132								
ENGINE								
1.6	Petrol	65	05/77-09/82	132 C.000				
Engine	Information			S10	T10	T20 - T23	T22 - T25	
All engines				7.0000		7.1000 T20		
ENGINE								
2.0	Petrol	83	01/76-06/81	132 C2.000				
Engine	Information			S10	T10	T20 - T23	T22 - T25	
All engines				7.0000		7.1000 T20		
ENGINE								
1500								
ENGINE								
1.5	Petrol	49	06/64-10/67	115 C.005				
Engine	Information			S10	T10	T20 - T23	T22 - T25	
All engines				7.0060				
ENGINE								
1.5	Petrol	55	06/64-10/67	115 C.005				
Engine	Information			S10	T10	T20 - T23	T22 - T25	
All engines				7.0060				
ENGINE								
1500-2300								
ENGINE								
1500 L	Petrol	55	10/63-12/70	--				
Engine	Information			S10	T10	T20 - T23	T22 - T25	
All engines				7.0060				
ENGINE								
2300	Petrol	75	07/62-03/69	--				
Engine	Information			S10	T10	T20 - T23	T22 - T25	
All engines				7.0060				

S10	OIL PRESSURE WARNING LIGHT SWITCH	T10	REVERSING LIGHT SWITCH	T20	BRAKE LIGHT SWITCH
T22	SWITCH CLUTCH CONTROL (CRUISE CONTROL)	T23	SWITCH BRAKE ACTUATION (ENGINE TIMING)	T25	SWITCH CLUTCH CONTROL (ENGINE CONTROL)

The present application list is a brief version. For the detailed information about the possibility of installation on a specific vehicle, please refer to our web-catalogue <http://catalogo.fiat.eu/>

FUNCTIONS ON THE VEHICLE

Vehicle	alim.	kW	Date	Engine	 S10	 T10	 T20 - T23	 T22 - T25
---------	-------	----	------	--------	---	---	--	---

242-SERIE

1.6	Petrol	46	10/75-07/82	ENGINE 124 B3.000
-----	--------	----	-------------	----------------------

Engine	Information	S10	T10	T20 - T23	T22 - T25
All engines		7.0000			

500

0.5	Petrol	11	06/57-12/66	ENGINE --, 120.000
-----	--------	----	-------------	-----------------------

Engine	Information	S10	T10	T20 - T23	T22 - T25
Eng. 120.000		7.0001		7.1101 T20	
All engines		7.0060			

0.5	Petrol	13	01/65-12/75	ENGINE 110 F.000, 120.000
-----	--------	----	-------------	------------------------------

Engine	Information	S10	T10	T20 - T23	T22 - T25
All engines		7.0001, 7.0060		7.1101 T20	

0.6	Petrol	13	08/68-01/76	ENGINE --
-----	--------	----	-------------	--------------

Engine	Information	S10	T10	T20 - T23	T22 - T25
All engines		7.0001, 7.0060		7.1101 T20	

0.9	Petrol	44	12/13->	ENGINE 312 A4.000, 312 A6.000
-----	--------	----	---------	----------------------------------

Engine	Information	S10	T10	T20 - T23	T22 - T25
All engines	COL:black, switch press. 0.30-0.60 bar, thread M14X1.5, without cable	7.0096			
All engines	spanner size 22, thread M18x1.5		7.6142		
Eng. 312 A4.000	RHD			7.1161 T20	
All engines	COL:blue, LHD			7.1247 T20	

0.9	Petrol	48	09/12->	ENGINE 312 A4.000
-----	--------	----	---------	----------------------

Engine	Information	S10	T10	T20 - T23	T22 - T25
All engines		7.0096			
All engines	spanner size 22, thread M18x1.5		7.6142		
All engines	COL:blue			7.1247 T20	

0.9	Petrol	59	12/13->	ENGINE 312 A5.000
-----	--------	----	---------	----------------------

Engine	Information	S10	T10	T20 - T23	T22 - T25
All engines	COL:black, switch press. 0.30-0.60 bar, thread M14X1.5, without cable	7.0096			
All engines	spanner size 22, thread M18x1.5		7.6142		
All engines	COL:blue			7.1247 T20	

0.9	Petrol	63	07/10->	ENGINE 312 A2.000
-----	--------	----	---------	----------------------

Engine	Information	S10	T10	T20 - T23	T22 - T25
All engines	COL:black, switch press. 0.30-0.60 bar, thread M14X1.5, without cable	7.0096			
All engines	spanner size 22, thread M18x1.5		7.6142		
All engines				7.1161 T20	

0.9	Petrol	77	10/13->	ENGINE 199 B6.000
-----	--------	----	---------	----------------------

Engine	Information	S10	T10	T20 - T23	T22 - T25
All engines	COL:black, switch press. 0.30-0.60 bar, thread M14X1.5, without cable	7.0096			
All engines	spanner size 22, thread M18x1.5		7.6142		
All engines	COL:blue			7.1247 T20	

1.2	Petrol	51	10/07->	ENGINE 169 A4.000
-----	--------	----	---------	----------------------

Engine	Information	S10	T10	T20 - T23	T22 - T25
All engines	COL:black, switch press. 0.30-0.60 bar, thread M14X1.5, without cable	7.0096			
All engines	spanner size 22, thread M18x1.5		7.6142		
All engines				7.1161 T20	
All engines	RHD, -start-stop function				7.1170 T22
All engines	-> 01/12/09, LHD, -start-stop function				7.1248 T22

S10 OIL PRESSURE WARNING LIGHT SWITCH	T10 REVERSING LIGHT SWITCH	T20 BRAKE LIGHT SWITCH
T22 SWITCH CLUTCH CONTROL (CRUISE CONTROL)	T23 SWITCH BRAKE ACTUATION (ENGINE TIMING)	T25 SWITCH CLUTCH CONTROL (ENGINE CONTROL)

FUNCTIONS ON THE VEHICLE

Vehicle	alim.	kW	Date	Engine	 S10	 T10	 T20 - T23	 T22 - T25
---------	-------	----	------	--------	---	---	--	---

				ENGINE
1.2 LPG	Petrol/ Petro- leum Gas (LPG)	51	01/09->	169 A4.000

Engine	Information	S10	T10	T20 - T23	T22 - T25
All engines	COL:black, switch press. 0.30-0.60 bar, thread M14X1.5, without cable	7.0096			
All engines	spanner size 22, thread M18x1.5		7.6142		
All engines				7.1161 T20	

				ENGINE
1.3 D Multijet	Diesel	55	10/07->	169 A1.000

Engine	Information	S10	T10	T20 - T23	T22 - T25
All engines	COL:black, switch press. 0.30-0.60 bar, thread M14X1.5, without cable	7.0096			
All engines	spanner size 22, thread M18x1.5		7.6142		
All engines				7.1161 T20	
All engines	RHD, -start-stop function				7.1170 T22
All engines	LHD, -start-stop function				7.1248 T22

				ENGINE
1.3 D Multijet	Diesel	57	06/16->	312 B5.000

Engine	Information	S10	T10	T20 - T23	T22 - T25
All engines	switch press. 0.2 bar, thread M10X1.0, UFI	7.0163			
All engines	spanner size 22, thread M14x1.5		7.6067		
All engines	COL:blue			7.1247 T20	

				ENGINE
1.3 D Multijet	Diesel	70	12/09->	199 B1.000, 312 B1.000, 330 A1.000, 330A1.000

Engine	Information	S10	T10	T20 - T23	T22 - T25
All engines	COL:black, switch press. 0.30-0.60 bar, thread M14X1.5, without cable	7.0096			
Eng. 199 B1.000, 312 B1.000	switch press. 0.2 bar, thread M10X1.0, UFI	7.0163			
All engines	spanner size 22, thread M14x1.5		7.6067		
All engines	-> 01/08/11, -> 13/09/11, 01/09/11 ->, 13/09/11 ->, LHD, LHD/RHD, RHD			7.1161 T20	
All engines	01/09/11 ->, 13/09/11 ->, COL:blue, LHD			7.1247 T20	
Eng. 330 A1.000, 330A1.000	RHD, -start-stop function				7.1170 T22

				ENGINE
1.4	Petrol	74	10/07->	169 A3.000

Engine	Information	S10	T10	T20 - T23	T22 - T25
All engines	COL:black, switch press. 0.30-0.60 bar, thread M14X1.5, without cable	7.0096			
All engines	spanner size 22, thread M18x1.5		7.6142		
All engines	-> 13/09/11, 13/09/11 ->, LHD/RHD, RHD			7.1161 T20	
All engines	13/09/11 ->, LHD			7.1247 T20	
All engines	RHD, -start-stop function				7.1170 T25
All engines	LHD, -start-stop function				7.1248 T25

				ENGINE
1.4 [CHN]	Petrol	74	01/10->	--

Engine	Information	S10	T10	T20 - T23	T22 - T25
All engines				7.1247 T20	

				ENGINE
1.4 [USA]	Petrol	74	01/10->	--

Engine	Information	S10	T10	T20 - T23	T22 - T25
All engines				7.1247 T20	

500 C

				ENGINE
0.9	Petrol	44	12/13->	312 A6.000





Engine	Information	S10	T10	T20 - T23	T22 - T25
All engines	COL:black, switch press. 0.30-0.60 bar, thread M14X1.5, without cable	7.0096			
All engines	spanner size 22, thread M18x1.5		7.6142		
All engines	COL:blue			7.1247 T20	

				ENGINE
0.9	Petrol	48	09/12->	312 A4.000

Engine	Information	S10	T10	T20 - T23	T22 - T25
All engines	COL:black, switch press. 0.30-0.60 bar, thread M14X1.5, without cable	7.0096			

S10 OIL PRESSURE WARNING LIGHT SWITCH	T10 REVERSING LIGHT SWITCH	T20 BRAKE LIGHT SWITCH
T22 SWITCH CLUTCH CONTROL (CRUISE CONTROL)	T23 SWITCH BRAKE ACTUATION (ENGINE TIMING)	T25 SWITCH CLUTCH CONTROL (ENGINE CONTROL)

FUNCTIONS ON THE VEHICLE

Vehicle	alim.	kW	Date	Engine	 S10	 T10	 T20 - T23	 T22 - T25
ENGINE								
0.9	Petrol	48	09/12->	312 A4.000				
Engine	Information			S10	T10	T20 - T23	T22 - T25	
All engines	spanner size 22, thread M18x1.5				7.6142			
All engines	RHD					7.1161 T20		
All engines	LHD					7.1247 T20		
ENGINE								
0.9	Petrol	59	12/13->	312 A5.000				
Engine	Information			S10	T10	T20 - T23	T22 - T25	
All engines	COL:black, switch press. 0.30-0.60 bar, thread M14X1.5, without cable			7.0096				
All engines	spanner size 22, thread M18x1.5				7.6142			
All engines	COL:blue					7.1247 T20		
ENGINE								
0.9	Petrol	63	09/09->	312 A2.000				
Engine	Information			S10	T10	T20 - T23	T22 - T25	
All engines	COL:black, switch press. 0.30-0.60 bar, thread M14X1.5, without cable			7.0096				
All engines	spanner size 22, thread M18x1.5				7.6142			
All engines						7.1161 T20		
ENGINE								
0.9	Petrol	77	12/13->	199 B6.000				
Engine	Information			S10	T10	T20 - T23	T22 - T25	
All engines	COL:black, switch press. 0.30-0.60 bar, thread M14X1.5, without cable			7.0096				
All engines	spanner size 22, thread M18x1.5				7.6142			
All engines	COL:blue					7.1247 T20		
ENGINE								
1.2	Petrol	51	09/09->	169 A4.000				
Engine	Information			S10	T10	T20 - T23	T22 - T25	
All engines	COL:black, switch press. 0.30-0.60 bar, thread M14X1.5, without cable			7.0096				
All engines	spanner size 22, thread M18x1.5				7.6142			
All engines						7.1161 T20		
All engines	RHD, -start-stop function						7.1170 T22	
All engines	LHD, -start-stop function						7.1248 T22	
ENGINE								
1.3 D Multijet	Diesel	55	09/09->	169 A1.000				
Engine	Information			S10	T10	T20 - T23	T22 - T25	
All engines	COL:black, switch press. 0.30-0.60 bar, thread M14X1.5, without cable			7.0096				
All engines	spanner size 22, thread M18x1.5				7.6142			
All engines						7.1161 T20		
All engines	see connection type						7.1170, 7.1248 T22	
ENGINE								
1.3 D Multijet	Diesel	70	09/09->	199 B1.000, 312 B1.000				
Engine	Information			S10	T10	T20 - T23	T22 - T25	
All engines	COL:black, switch press. 0.30-0.60 bar, thread M14X1.5, without cable			7.0096				
All engines	switch press. 0.2 bar, thread M10X1.0, UFI			7.0163				
All engines	spanner size 22, thread M14x1.5				7.6067			
All engines	-> 01/08/11, 01/09/11 ->, LHD, RHD					7.1161 T20		
All engines	01/09/11 ->, COL:blue, LHD					7.1247 T20		
ENGINE								
1.4	Petrol	74	09/09->	169 A3.000				
Engine	Information			S10	T10	T20 - T23	T22 - T25	
All engines	COL:black, switch press. 0.30-0.60 bar, thread M14X1.5, without cable			7.0096				
All engines	spanner size 22, thread M18x1.5				7.6142			
All engines						7.1161 T20		
All engines	RHD, -start-stop function						7.1170 T25	
All engines	LHD, -start-stop function						7.1248 T25	
ENGINE								
1.4	Petrol	75	09/11->	169 A3.000, EAB				
Engine	Information			S10	T10	T20 - T23	T22 - T25	
All engines	COL:black			7.0096				

S10 OIL PRESSURE WARNING LIGHT SWITCH	T10 REVERSING LIGHT SWITCH	T20 BRAKE LIGHT SWITCH
T22 SWITCH CLUTCH CONTROL (CRUISE CONTROL)	T23 SWITCH BRAKE ACTUATION (ENGINE TIMING)	T25 SWITCH CLUTCH CONTROL (ENGINE CONTROL)

FUNCTIONS ON THE VEHICLE

Vehicle	alim.	kW	Date	Engine	 S10	 T10	 T20 - T23	 T22 - T25
---------	-------	----	------	--------	---	---	--	---

ENGINE				
1.4	Petrol	75	09/11->	169 A3.000, EAB

Engine	Information	S10	T10	T20 - T23	T22 - T25
Eng. 169 A3.000	COL:grey	7.0163			
All engines			7.6142		
All engines	RHD			7.1161 T20	
Eng. EAB	LHD			7.1247 T20	
All engines	RHD, -start-stop function				7.1170 T22
All engines	LHD, -start-stop function				7.1248 T22

500 MY12

ENGINE				
0.9	Petrol	48	01/12->	--

Engine	Information	S10	T10	T20 - T23	T22 - T25
All engines		7.0096	7.6142		
All engines	RHD			7.1161 T20	7.1170 T22
All engines	LHD			7.1247 T20	7.1248 T22

ENGINE				
0.9	Petrol	62	01/12->	--

Engine	Information	S10	T10	T20 - T23	T22 - T25
All engines		7.0096	7.6142		
All engines	RHD			7.1161 T20	7.1170 T22
All engines	LHD			7.1247 T20	7.1248 T22

ENGINE				
0.9	Petrol	77	01/12->	--

Engine	Information	S10	T10	T20 - T23	T22 - T25
All engines		7.0096	7.6142		
All engines	RHD			7.1161 T20	7.1170 T22
All engines	LHD			7.1247 T20	7.1248 T22

ENGINE				
1.2	Petrol	51	01/12->	--

Engine	Information	S10	T10	T20 - T23	T22 - T25
All engines		7.0096	7.6142		
All engines	RHD			7.1161 T20	7.1170 T22
All engines	LHD			7.1247 T20	7.1248 T22

ENGINE				
1.3 JTD	Diesel	74	01/12->	--

Engine	Information	S10	T10	T20 - T23	T22 - T25
All engines	COL:black	7.0096			
All engines	COL:blue	7.0163			
All engines			7.6067		
All engines	RHD			7.1161 T20	
All engines	LHD			7.1247 T20	

ENGINE				
1.4	Petrol	74	01/12->	--

Engine	Information	S10	T10	T20 - T23	T22 - T25
All engines		7.0096	7.6142		
All engines	RHD			7.1161 T20	7.1170 T22
All engines	LHD			7.1247 T20	7.1248 T22

500 MY15

ENGINE				
0.9	Petrol	48	01/15->	--





Engine	Information	S10	T10	T20 - T23	T22 - T25
All engines	not for euro 6	7.0096			
All engines			7.6142		
All engines	RHD			7.1161 T20	
All engines	LHD			7.1247 T20	

ENGINE				
0.9	Petrol	62	01/15->	--

Engine	Information	S10	T10	T20 - T23	T22 - T25
All engines	not for euro 6	7.0096			
All engines			7.6142		
All engines	RHD			7.1161 T20	
All engines	LHD			7.1247 T20	

S10	OIL PRESSURE WARNING LIGHT SWITCH	T10	REVERSING LIGHT SWITCH	T20	BRAKE LIGHT SWITCH
T22	SWITCH CLUTCH CONTROL (CRUISE CONTROL)	T23	SWITCH BRAKE ACTUATION (ENGINE TIMING)	T25	SWITCH CLUTCH CONTROL (ENGINE CONTROL)

FUNCTIONS ON THE VEHICLE

Vehicle	alim.	kW	Date	Engine				
					S10	T10	T20 - T23	T22 - T25

ENGINE				
0.9	Petrol	77	01/15->	--

Engine	Information	S10	T10	T20 - T23	T22 - T25
All engines	not for euro 6	7.0096			
All engines			7.6142		
All engines	RHD			7.1161	T20
All engines	LHD			7.1247	T20

ENGINE				
1.2	Petrol	0	01/15->	--

Engine	Information	S10	T10	T20 - T23	T22 - T25
All engines		7.0096	7.6142		
All engines	RHD			7.1161	T20
All engines	LHD			7.1247	T20

ENGINE				
1.2 LPG	Petrol	0	01/15->	--

Engine	Information	S10	T10	T20 - T23	T22 - T25
All engines		7.0096	7.6142		
All engines	RHD			7.1161	T20
All engines	LHD			7.1247	T20

ENGINE				
1.3 JTD	Diesel	0	01/15->	--

Engine	Information	S10	T10	T20 - T23	T22 - T25
All engines		7.0163	7.6067		
All engines	RHD			7.1161	T20
All engines	LHD			7.1247	T20

ENGINE				
1.4	Petrol	0	01/15->	--

Engine	Information	S10	T10	T20 - T23	T22 - T25
All engines		7.0096	7.6142		
All engines	RHD			7.1161	T20
All engines	LHD			7.1247	T20
					7.1170 T22
					7.1248 T22

500L

ENGINE				
0.9	Petrol	77	09/12->	199 B6.000

Engine	Information	S10	T10	T20 - T23	T22 - T25
All engines	COL:black, switch press. 0.30-0.60 bar, thread M14x1.5, without cable	7.0096			
All engines	spanner size 22, thread M18x1.5		7.6142		
All engines	COL:blue			7.1247	T20

ENGINE				
0.9 Natural Power	Petrol/ Natural Gas (CNG)	59	04/17->	312A2000CNG

Engine	Information	S10	T10	T20 - T23	T22 - T25
All engines	spanner size 22, thread M18x1.5		7.6142		
All engines	COL:blue			7.1247	T20

ENGINE				
0.9 Natural Power	Petrol/ Natural Gas (CNG)	63	03/13->	199B6000CNG, 312 A2.000, 312A2000CNG




Engine	Information	S10	T10	T20 - T23	T22 - T25
All engines	COL:black, switch press. 0.30-0.60 bar, thread M14x1.5, without cable	7.0096			
All engines	spanner size 22, thread M18x1.5		7.6142		
All engines	COL:blue			7.1247	T20

ENGINE				
1.3 D Multijet	Diesel	62	09/12->	199 B4.000

Engine	Information	S10	T10	T20 - T23	T22 - T25
All engines	COL:black	7.0096			
All engines	COL:blue	7.0163		7.1247	T20
All engines	spanner size 22, thread M14x1.5		7.6067		

S10	OIL PRESSURE WARNING LIGHT SWITCH	T10	REVERSING LIGHT SWITCH	T20	BRAKE LIGHT SWITCH
T22	SWITCH CLUTCH CONTROL (CRUISE CONTROL)	T23	SWITCH BRAKE ACTUATION (ENGINE TIMING)	T25	SWITCH CLUTCH CONTROL (ENGINE CONTROL)

FUNCTIONS ON THE VEHICLE

Vehicle	alim.	kW	Date	Engine	 S10	 T10	 T20 - T23	 T22 - T25
---------	-------	----	------	--------	---	---	--	---

ENGINE				
1.3 D Multijet	Diesel	70	06/14->	330 A1.000

Engine	Information	S10	T10	T20 - T23	T22 - T25
All engines	COL:black, switch press. 0.30-0.60 bar, thread M14X1.5, without cable	7.0096			
All engines	switch press. 0.2 bar, thread M10X1.0, UFI	7.0163			
All engines			7.6067		
All engines	COL:blue			7.1247	T20

ENGINE				
1.4	Petrol	70	09/12->	843 A1.000

Engine	Information	S10	T10	T20 - T23	T22 - T25
All engines	COL:black, switch press. 0.30-0.60 bar, thread M14X1.5, without cable	7.0096			
All engines	spanner size 22, thread M18x1.5		7.6142		
All engines	COL:blue			7.1247	T20

ENGINE				
1.4	Petrol	88	10/13->	940 B7.000

Engine	Information	S10	T10	T20 - T23	T22 - T25
All engines	COL:black, switch press. 0.30-0.60 bar, thread M14X1.5, without cable	7.0096			
All engines	spanner size 22, thread M18x1.5		7.6142		
All engines	COL:blue			7.1247	T20

ENGINE				
1.4 [CAN]	Petrol	88	01/13->	--

Engine	Information	S10	T10	T20 - T23	T22 - T25
All engines			7.6196	7.1247	T20

ENGINE				
1.4 LPG	Petrol/ Petroleum Gas (LPG)	88	02/14->	940 B7.000

Engine	Information	S10	T10	T20 - T23	T22 - T25
All engines	COL:black, switch press. 0.30-0.60 bar, thread M14X1.5, without cable	7.0096			
All engines	spanner size 22, thread M18x1.5		7.6142		
All engines	COL:blue			7.1247	T20

ENGINE				
1.6 D Multijet	Diesel	77	09/12->	199 B5.000, 199B.5000

Engine	Information	S10	T10	T20 - T23	T22 - T25
All engines	COL:black, switch press. 0.30-0.60 bar, thread M14X1.5, without cable	7.0096			
All engines	COL:blue, switch press. 0.2 bar, thread M10X1.0, UFI	7.0163			
All engines			7.6196		
All engines	COL:blue			7.1247	T20

ENGINE				
1.6 D Multijet	Diesel	88	09/13->	940 C1.000, 955 A3.000

Engine	Information	S10	T10	T20 - T23	T22 - T25
All engines	COL:black, FP Upper, switch press. 0.30-0.60 bar, thread M14X1.5, without cable	7.0096			
All engines	FP Lower, switch press. 0.2 bar, thread M10X1.0, UFI	7.0163			
All engines	spanner size 22, thread M18x1.5		7.6142		
All engines	COL:blue			7.1247	T20

500X

ENGINE				
1.0	Petrol	88	09/18->	55282151

Engine	Information	S10	T10	T20 - T23	T22 - T25
All engines			7.6196		
All engines	COL:blue			7.1247	T20

ENGINE				
1.3	Petrol	110	09/18->	55282328




Engine	Information	S10	T10	T20 - T23	T22 - T25
All engines	COL:blue			7.1247	T20

ENGINE				
1.3 D Multijet	Diesel	70	06/15->	55266963

Engine	Information	S10	T10	T20 - T23	T22 - T25
All engines	switch press. 0.2 bar, thread M10X1.0, UFI	7.0163			
All engines	spanner size 22, thread M14x1.5		7.6067		

S10	OIL PRESSURE WARNING LIGHT SWITCH	T10	REVERSING LIGHT SWITCH	T20	BRAKE LIGHT SWITCH
T22	SWITCH CLUTCH CONTROL (CRUISE CONTROL)	T23	SWITCH BRAKE ACTUATION (ENGINE TIMING)	T25	SWITCH CLUTCH CONTROL (ENGINE CONTROL)

FUNCTIONS ON THE VEHICLE

Vehicle	alim.	kW	Date	Engine	 S10	 T10	 T20 - T23	 T22 - T25
---------	-------	----	------	--------	---	---	--	---

ENGINE				
1.3 D Multijet	Diesel	70	06/15->	55266963

Engine	Information	S10	T10	T20 - T23	T22 - T25
All engines	COL:blue			7.1247 T20	

ENGINE				
1.4	Petrol	100	09/14->	55263624

Engine	Information	S10	T10	T20 - T23	T22 - T25
All engines	COL:black, switch press. 0.30-0.60 bar, thread M14X1.5, without cable	7.0096			
All engines			7.6196		
All engines	COL:blue			7.1247 T20	

ENGINE				
1.4	Petrol	103	09/14->	55263624

Engine	Information	S10	T10	T20 - T23	T22 - T25
All engines	COL:black, switch press. 0.30-0.60 bar, thread M14X1.5, without cable	7.0096			
All engines			7.6196		
All engines	COL:blue			7.1247 T20	

ENGINE				
1.4 4x4	Petrol	120	02/15->	55263623

Engine	Information	S10	T10	T20 - T23	T22 - T25
All engines	COL:black, switch press. 0.30-0.60 bar, thread M14X1.5, without cable	7.0096			
All engines			7.6196		
All engines	COL:blue			7.1247 T20	

ENGINE				
1.4 4x4	Petrol	125	02/15->	55263623

Engine	Information	S10	T10	T20 - T23	T22 - T25
All engines	COL:black, switch press. 0.30-0.60 bar, thread M14X1.5, without cable	7.0096			
All engines			7.6196		
All engines	COL:blue			7.1247 T20	

ENGINE				
1.4 LPG	Petrol/ Petro- leum Gas (LPG)	88	03/17->	55277701

Engine	Information	S10	T10	T20 - T23	T22 - T25
All engines			7.6196		
All engines	COL:blue			7.1247 T20	

ENGINE				
1.6	Petrol	81	11/14->	55263842

Engine	Information	S10	T10	T20 - T23	T22 - T25
All engines	COL:black, switch press. 0.30-0.60 bar, thread M14X1.5, without cable	7.0096			
All engines	spanner size 22, thread M14x1.5		7.6067		
All engines	COL:blue			7.1247 T20	

ENGINE				
1.6	Petrol	82	09/14->	55263842

Engine	Information	S10	T10	T20 - T23	T22 - T25
All engines		7.0096	7.6067	7.1247 T20	

ENGINE				
1.6 D Multijet	Diesel	84	09/14->	55260384

Engine	Information	S10	T10	T20 - T23	T22 - T25
All engines	COL:black, FP Upper, switch press. 0.30-0.60 bar, thread M14X1.5, without cable	7.0096			
All engines	FP Lower, switch press. 0.2 bar, thread M10X1.0, UFI	7.0163			
All engines			7.6196		
All engines	COL:blue			7.1247 T20	

ENGINE				
1.6 D Multijet	Diesel	88	09/14->	55260384

Engine	Information	S10	T10	T20 - T23	T22 - T25
All engines	COL:black, FP Upper, switch press. 0.30-0.60 bar, thread M14X1.5, without cable	7.0096			
All engines	FP Lower, switch press. 0.2 bar, thread M10X1.0, UFI	7.0163			
All engines			7.6196		
All engines	COL:blue			7.1247 T20	

S10 OIL PRESSURE WARNING LIGHT SWITCH	T10 REVERSING LIGHT SWITCH	T20 BRAKE LIGHT SWITCH
T22 SWITCH CLUTCH CONTROL (CRUISE CONTROL)	T23 SWITCH BRAKE ACTUATION (ENGINE TIMING)	T25 SWITCH CLUTCH CONTROL (ENGINE CONTROL)

				FUNCTIONS ON THE VEHICLE				
Vehicle	alim.	kW	Date	Engine	 S10	 T10	 T20 - T23	 T22 - T25
				ENGINE				
2.0 4x4	Petrol	103	09/15->	--				
Engine	Information			S10	T10	T20 - T23	T22 - T25	
All engines	COL:black			7.0096				
All engines	COL:blue			7.0163				
All engines					7.6196	7.1247	T20	
				ENGINE				
2.0 D Multijet 4x4	Diesel	100	09/14->	55263087, 55263088				
Engine	Information			S10	T10	T20 - T23	T22 - T25	
All engines	COL:black			7.0096				
All engines	COL:blue			7.0163		7.1247	T20	
				ENGINE				
2.0 D Multijet 4x4	Diesel	103	09/14->	55263087, 55263088				
Engine	Information			S10	T10	T20 - T23	T22 - T25	
All engines	COL:black, FP Lower, switch press. 0.30-0.60 bar, thread M14X1.5, without cable			7.0096				
All engines	FP Upper, switch press. 0.2 bar, thread M10X1.0, UFI			7.0163				
All engines					7.6196			
All engines	COL:blue					7.1247	T20	
				ENGINE				
2.0 D Multijet 4x4	Diesel	110	09/18->	55263088				
Engine	Information			S10	T10	T20 - T23	T22 - T25	
All engines	COL:black, FP Lower, switch press. 0.30-0.60 bar, thread M14X1.5, without cable			7.0096				
All engines	FP Upper, switch press. 0.2 bar, thread M10X1.0, UFI			7.0163				
All engines	COL:blue					7.1247	T20	
				ENGINE				
2.4 4x4	Petrol	135	05/15->	ED6				
Engine	Information			S10	T10	T20 - T23	T22 - T25	
All engines						7.1247	T20	
				ENGINE				
2.4 4x4	Petrol	137	09/15->	--				
Engine	Information			S10	T10	T20 - T23	T22 - T25	
All engines						7.1247	T20	
				ENGINE				
600				ENGINE				
0.6	Petrol	15	03/55-05/61	--				
Engine	Information			S10	T10	T20 - T23	T22 - T25	
All engines				7.0001, 7.0060		7.1101	T20	
				ENGINE				
0.8	Petrol	17	10/60-02/71	100DF0				
Engine	Information			S10	T10	T20 - T23	T22 - T25	
All engines				7.0060				
				ENGINE				
850				ENGINE				
0.8	Petrol	25	07/64-10/72	100 G.000				
Engine	Information			S10	T10	T20 - T23	T22 - T25	
All engines				7.0004, 7.0060		7.1000	T20	
				ENGINE				
0.8	Petrol	27	07/64-10/72	100 G.002				
Engine	Information			S10	T10	T20 - T23	T22 - T25	
All engines				7.0060				
				ENGINE				
0.8	Petrol	36	10/65-10/68	126G100				
Engine	Information			S10	T10	T20 - T23	T22 - T25	
All engines				7.0060				
				ENGINE				
0.8 Special	Petrol	35	03/68-10/72	100 GB.000				
Engine	Information			S10	T10	T20 - T23	T22 - T25	
All engines				7.0060				

S10	OIL PRESSURE WARNING LIGHT SWITCH	T10	REVERSING LIGHT SWITCH	T20	BRAKE LIGHT SWITCH
T22	SWITCH CLUTCH CONTROL (CRUISE CONTROL)	T23	SWITCH BRAKE ACTUATION (ENGINE TIMING)	T25	SWITCH CLUTCH CONTROL (ENGINE CONTROL)

FUNCTIONS ON THE VEHICLE

Vehicle	alim.	kW	Date	Engine	 S10	 T10	 T20 - T23	 T22 - T25
---------	-------	----	------	--------	---	---	--	---

ENGINE				
0.9 Sport	Petrol	38	02/68-12/72	--, 100 GL.040

Engine	Information	S10	T10	T20 - T23	T22 - T25
All engines		7.0060			

900T/E PANORAMA

ENGINE				
0.9	Petrol	26	01/78-01/86	100 GF 000

Engine	Information	S10	T10	T20 - T23	T22 - T25
All engines		7.0060			

900T/E PULMINO

ENGINE				
0.9	Petrol	26	01/78-01/86	--, 100 GF 000

Engine	Information	S10	T10	T20 - T23	T22 - T25
All engines		7.0060			

ARGENTA

ENGINE				
1600	Petrol	72	04/81-12/85	132 D.000

Engine	Information	S10	T10	T20 - T23	T22 - T25
All engines	-> 01/05/82	7.0000			
All engines	01/05/82 ->	7.0003			
All engines				7.1000	T20

ENGINE				
1600 i.e	Petrol	66	04/81-12/85	132 D.000

Engine	Information	S10	T10	T20 - T23	T22 - T25
All engines	-> 01/05/82	7.0000			
All engines	01/05/82 ->	7.0003			
All engines				7.1000	T20

ENGINE				
2000	Petrol	83	06/78-12/85	132 D1.000

Engine	Information	S10	T10	T20 - T23	T22 - T25
All engines		7.0000		7.1049	T20

ENGINE				
2000 i.e.	Petrol	90	06/81-07/86	132 C3.000

Engine	Information	S10	T10	T20 - T23	T22 - T25
All engines		7.0000		7.1049	T20

ENGINE				
2500 Diesel	Diesel	53	06/81-11/85	8144.61

Engine	Information	S10	T10	T20 - T23	T22 - T25
All engines		7.0000			
All engines	pole nr. 2			7.1000	T20
All engines	pole nr. 4			7.1049	T20

ENGINE				
2500 Turbodiesel	Diesel	66	07/83-08/85	8144.61.500.81

Engine	Information	S10	T10	T20 - T23	T22 - T25
All engines		7.0000		7.1049	T20

BARCETTA

ENGINE				
1.8 16V	Petrol	96	04/95-05/05	183 A1.000, 188 A6.000

Engine	Information	S10	T10	T20 - T23	T22 - T25
All engines	COL.black, switch press. 0.30-0.60 bar, thread M14x1.5, without cable	7.0096			
All engines	spanner size 22, thread M14x1.5		7.6067		
All engines	spanner size 14			7.1108	T20
All engines					7.1108 T25

BRAVA

ENGINE				
1.2 16V	Petrol	64	12/98-12/02	182 B2.000

Engine	Information	S10	T10	T20 - T23	T22 - T25
All engines		7.0096	7.6142	7.1108	T20
All engines	RHD				7.1068 T22

S10 OIL PRESSURE WARNING LIGHT SWITCH	T10 REVERSING LIGHT SWITCH	T20 BRAKE LIGHT SWITCH
T22 SWITCH CLUTCH CONTROL (CRUISE CONTROL)	T23 SWITCH BRAKE ACTUATION (ENGINE TIMING)	T25 SWITCH CLUTCH CONTROL (ENGINE CONTROL)

FUNCTIONS ON THE VEHICLE

Vehicle	alim.	kW	Date	Engine	 S10	 T10	 T20 - T23	 T22 - T25
---------	-------	----	------	--------	---	---	--	---

ENGINE				
1.2 16V 80	Petrol	59	10/00-10/01	188 A5.000

Engine	Information	S10	T10	T20 - T23	T22 - T25
All engines	COL:black, switch press. 0.30-0.60 bar, thread M14X1.5, without cable	7.0096			
All engines	spanner size 22, thread M18x1.5		7.6142		
All engines	spanner size 14			7.1108 T20	
All engines					7.1108 T25

ENGINE				
1.2 16V 80	Petrol	60	12/98-12/02	182 B2.000

Engine	Information	S10	T10	T20 - T23	T22 - T25
All engines	+air conditioning, -air conditioning, COL:black, switch press. 0.30-0.60 bar, thread M14X1.5, without cable	7.0096			
All engines	spanner size 22, thread M18x1.5		7.6142		
All engines	spanner size 14			7.1108 T20	
All engines					7.1108 T25

ENGINE				
1.4	Petrol	55	10/95-10/01	182 A5.000

Engine	Information	S10	T10	T20 - T23	T22 - T25
All engines	COL:black, switch press. 0.30-0.60 bar, thread M14X1.5, without cable	7.0096			
All engines	spanner size 22, thread M18x1.5		7.6142		
All engines	spanner size 14			7.1107 T20	

ENGINE				
1.4 12 V	Petrol	59	10/95-08/98	182 A3.000

Engine	Information	S10	T10	T20 - T23	T22 - T25
All engines	COL:black, switch press. 0.30-0.60 bar, thread M14X1.5, without cable	7.0096			
All engines	spanner size 22, t.nr. M38, thread M14x1.5		7.6067		
All engines	spanner size 22, thread M18x1.5		7.6142		
All engines	spanner size 14			7.1107 T20	

ENGINE				
1.6 16V	Petrol	66	10/95-10/01	182 A6.000

Engine	Information	S10	T10	T20 - T23	T22 - T25
All engines	COL:black, switch press. 0.30-0.60 bar, thread M14X1.5, without cable	7.0096			
All engines	spanner size 22, thread M14x1.5		7.6067		
All engines	spanner size 14			7.1107 T20	

ENGINE				
1.6 16V	Petrol	76	10/95-12/02	182 A4.000, 182 A4.027, 182 B6.000

Engine	Information	S10	T10	T20 - T23	T22 - T25
All engines	COL:black, switch press. 0.30-0.60 bar, thread M14X1.5, without cable	7.0096			
All engines	spanner size 22, thread M14x1.5		7.6067		
All engines	-> 30/04/98, spanner size 14			7.1107 T20	
Eng. 182 A4.027	01/05/98 ->			7.1108 T20	
Eng. 182 A4.000, 182 A4.027	RHD				7.1068 T22

ENGINE				
1.8 GT 16V	Petrol	83	10/95-08/01	182 A2.000

Engine	Information	S10	T10	T20 - T23	T22 - T25
All engines	switch press. 0.3 bar, thread M14X1.5	7.0096			
All engines	spanner size 22, thread M14x1.5		7.6067		
All engines	spanner size 14			7.1107 T20	
All engines	RHD				7.1068 T22

ENGINE				
1.9	Diesel	48	10/95-05/97	160 A7.000

Engine	Information	S10	T10	T20 - T23	T22 - T25
All engines	switch press. 0.3 bar, thread M14X1.5	7.0096			
All engines	spanner size 22, thread M14x1.5		7.6067		
All engines	spanner size 14			7.1107 T20	

ENGINE				
1.9 JTD	Diesel	74	09/00-10/01	182 A7.000, 182 B9.000

Engine	Information	S10	T10	T20 - T23	T22 - T25
All engines	COL:black, switch press. 0.30-0.60 bar, thread M14X1.5, without cable	7.0096			
All engines	spanner size 22, thread M14x1.5		7.6067		

S10	OIL PRESSURE WARNING LIGHT SWITCH	T10	REVERSING LIGHT SWITCH	T20	BRAKE LIGHT SWITCH
T22	SWITCH CLUTCH CONTROL (CRUISE CONTROL)	T23	SWITCH BRAKE ACTUATION (ENGINE TIMING)	T25	SWITCH CLUTCH CONTROL (ENGINE CONTROL)

FUNCTIONS ON THE VEHICLE

Vehicle	alim.	kW	Date	Engine	 S10	 T10	 T20 - T23	 T22 - T25
---------	-------	----	------	--------	---	---	--	---

ENGINE				
1.9 JTD	Diesel	74	09/00-10/01	182 A7.000, 182 B9.000

Engine	Information	S10	T10	T20 - T23	T22 - T25
All engines	spanner size 14			7.1107 T20	
Eng. 182 B9.000					7.1068 T22

ENGINE				
1.9 JTD 105	Diesel	77	12/98-10/01	182 B4.000

Engine	Information	S10	T10	T20 - T23	T22 - T25
All engines	COL:black, switch press. 0.30-0.60 bar, thread M14x1.5, without cable	7.0096			
All engines	spanner size 22, thread M14x1.5		7.6067		
All engines	spanner size 14			7.1108 T20	
All engines					7.1108 T25

ENGINE				
1.9 TD 100 S	Diesel	74	03/96-10/01	182 A7.000, 182 B9.000

Engine	Information	S10	T10	T20 - T23	T22 - T25
All engines	COL:black, switch press. 0.30-0.60 bar, thread M14x1.5, without cable	7.0096			
All engines	spanner size 22, thread M14x1.5		7.6067		
All engines	spanner size 14			7.1107 T20	
Eng. 182 A7.000	RHD				7.1068 T22

ENGINE				
1.9 TD 75 S	Diesel	55	03/96-10/01	182 A8.000

Engine	Information	S10	T10	T20 - T23	T22 - T25
All engines	COL:black, switch press. 0.30-0.60 bar, thread M14x1.5, without cable	7.0096			
All engines	spanner size 22, thread M14x1.5		7.6067		
All engines	spanner size 14			7.1107 T20	
All engines	RHD				7.1068 T22

BRAVO I

ENGINE				
1.2 16V 80	Petrol	59	10/00-10/01	188 A5.000

Engine	Information	S10	T10	T20 - T23	T22 - T25
All engines	COL:black, switch press. 0.30-0.60 bar, thread M14x1.5, without cable	7.0096			
All engines	spanner size 22, thread M18x1.5		7.6142		
All engines	spanner size 14			7.1108 T20	
All engines					7.1108 T25

ENGINE				
1.2 16V 80	Petrol	60	12/98-10/00	182 B2.000

Engine	Information	S10	T10	T20 - T23	T22 - T25
All engines	COL:black, switch press. 0.30-0.60 bar, thread M14x1.5, without cable	7.0096			
All engines	spanner size 22, thread M18x1.5		7.6142		
All engines	-> 01/12/98, spanner size 14			7.1107 T20	
All engines	01/01/99 ->, spanner size 14			7.1108 T20	
All engines					7.1108 T25

ENGINE				
1.2 16V 80	Petrol	64	12/98-10/01	182 B2.000

Engine	Information	S10	T10	T20 - T23	T22 - T25
All engines		7.0096	7.6142	7.1108 T20	

ENGINE				
1.4	Petrol	55	10/95-10/01	182 A5.000

Engine	Information	S10	T10	T20 - T23	T22 - T25
All engines	COL:black, switch press. 0.30-0.60 bar, thread M14x1.5, without cable	7.0096			
All engines	spanner size 22, thread M18x1.5		7.6142		
All engines	spanner size 14			7.1107 T20	

ENGINE				
1.4	Petrol	59	10/95-10/01	182 A3.000

Engine	Information	S10	T10	T20 - T23	T22 - T25
All engines	COL:black, switch press. 0.30-0.60 bar, thread M14x1.5, without cable	7.0096			
All engines	spanner size 22, t.nr. M38, thread M14x1.5		7.6067		
All engines	spanner size 22, thread M18x1.5		7.6142		
All engines	spanner size 14			7.1107 T20	

S10 OIL PRESSURE WARNING LIGHT SWITCH	T10 REVERSING LIGHT SWITCH	T20 BRAKE LIGHT SWITCH
T22 SWITCH CLUTCH CONTROL (CRUISE CONTROL)	T23 SWITCH BRAKE ACTUATION (ENGINE TIMING)	T25 SWITCH CLUTCH CONTROL (ENGINE CONTROL)

FUNCTIONS ON THE VEHICLE

Vehicle	alim.	kW	Date	Engine	 S10	 T10	 T20 - T23	 T22 - T25
---------	-------	----	------	--------	---	---	--	---

				ENGINE
1.4 LPG	Petrol/ Petro- leum Gas (LPG)	66	06/09-12/14	192 B2.000

Engine	Information	S10	T10	T20 - T23	T22 - T25
All engines	COL:black, switch press. 0.30-0.60 bar, thread M14X1.5, without cable	7.0096			
All engines	spanner size 22, thread M18x1.5		7.6142		
All engines				7.1161 T20	7.1170 T22

				ENGINE
1.6	Petrol	76	09/00-10/01	182 B6.000

Engine	Information	S10	T10	T20 - T23	T22 - T25
All engines	COL:black, switch press. 0.30-0.60 bar, thread M14X1.5, without cable	7.0096			
All engines	NOT FOR:(TR), spanner size 22, thread M14x1.5		7.6067		
All engines	FOR:(TR), spanner size 22, thread M18x1.5		7.6142		
All engines	spanner size 14			7.1108 T20	
All engines					7.1108 T25

				ENGINE
1.6 16V	Petrol	66	10/95-10/01	182 A6.000

Engine	Information	S10	T10	T20 - T23	T22 - T25
All engines	COL:black, switch press. 0.30-0.60 bar, thread M14X1.5, without cable	7.0096			
All engines	spanner size 22, thread M14x1.5		7.6067		
All engines	-> 01/12/98, spanner size 14			7.1107 T20	
All engines	01/01/99 ->, spanner size 14			7.1108 T20	
All engines					7.1108 T25

				ENGINE
1.6 16V	Petrol	76	03/96-10/01	178 A8.011, 182 A4.000

Engine	Information	S10	T10	T20 - T23	T22 - T25
All engines	COL:black, switch press. 0.30-0.60 bar, thread M14X1.5, without cable	7.0096			
All engines	spanner size 22, thread M14x1.5		7.6067		
Eng. 182 A4.000	-> 01/12/98, spanner size 14			7.1107 T20	
All engines	01/01/99 ->, spanner size 14			7.1108 T20	
Eng. 182 A4.000					7.1108 T25

				ENGINE
1.8 GT	Petrol	83	10/95-10/01	182 A2.000

Engine	Information	S10	T10	T20 - T23	T22 - T25
All engines	COL:black, switch press. 0.30-0.60 bar, thread M14X1.5, without cable	7.0096			
All engines	spanner size 22, thread M14x1.5		7.6067		
All engines	-> 01/12/98, spanner size 14			7.1107 T20	
All engines	01/01/99 ->, spanner size 14			7.1108 T20	
All engines					7.1108 T25

				ENGINE
1.9	Diesel	48	10/95-05/97	160 A7.000

Engine	Information	S10	T10	T20 - T23	T22 - T25
All engines	COL:black, switch press. 0.30-0.60 bar, thread M14X1.5, without cable	7.0096			
All engines	spanner size 22, thread M14x1.5		7.6067		
All engines	spanner size 14			7.1107 T20	

				ENGINE
1.9 JTD	Diesel	74	09/00-10/01	182 A7.000, 182 B9.000




Engine	Information	S10	T10	T20 - T23	T22 - T25
All engines	COL:black, switch press. 0.30-0.60 bar, thread M14X1.5, without cable	7.0096			
All engines	spanner size 22, thread M14x1.5		7.6067		
All engines	-> 01/12/98, spanner size 14			7.1107 T20	
All engines	01/01/99 ->, spanner size 14			7.1108 T20	
All engines					7.1108 T25

				ENGINE
1.9 JTD 105	Diesel	77	12/98-10/01	182 B4.000

Engine	Information	S10	T10	T20 - T23	T22 - T25
All engines	COL:black, switch press. 0.30-0.60 bar, thread M14X1.5, without cable	7.0096			
All engines	spanner size 22, thread M14x1.5		7.6067		
All engines	-> 01/12/98, spanner size 14			7.1107 T20	

S10	OIL PRESSURE WARNING LIGHT SWITCH	T10	REVERSING LIGHT SWITCH	T20	BRAKE LIGHT SWITCH
T22	SWITCH CLUTCH CONTROL (CRUISE CONTROL)	T23	SWITCH BRAKE ACTUATION (ENGINE TIMING)	T25	SWITCH CLUTCH CONTROL (ENGINE CONTROL)

FUNCTIONS ON THE VEHICLE

Vehicle	alim.	kW	Date	Engine	 S10	 T10	 T20 - T23	 T22 - T25
---------	-------	----	------	--------	---	---	--	---

ENGINE				
1.9 JTD 105	Diesel	77	12/98-10/01	182 B4.000

Engine	Information	S10	T10	T20 - T23	T22 - T25
All engines	01/01/99 ->, spanner size 14			7.1108 T20	
All engines					7.1068 T25

ENGINE				
1.9 TD 100 S	Diesel	74	03/96-10/01	182 A7.000, 182 B9.000

Engine	Information	S10	T10	T20 - T23	T22 - T25
All engines	COL:black, switch press. 0.30-0.60 bar, thread M14x1.5, without cable	7.0096			
All engines	spanner size 22, thread M14x1.5		7.6067		
All engines	-> 01/12/98, spanner size 14			7.1107 T20	
All engines	01/01/99 ->, spanner size 14			7.1108 T20	
All engines					7.1108 T25

ENGINE				
1.9 TD 75 S	Diesel	55	03/96-10/01	182 A8.000

Engine	Information	S10	T10	T20 - T23	T22 - T25
All engines	COL:black, switch press. 0.30-0.60 bar, thread M14x1.5, without cable	7.0096			
All engines	spanner size 22, thread M14x1.5		7.6067		
All engines	-> 01/12/98, spanner size 14			7.1107 T20	
All engines	01/01/99 ->, spanner size 14			7.1108 T20	
All engines					7.1108 T25

ENGINE				
2.0 HGT 20V	Petrol	108	10/95-07/98	182 A1.000

Engine	Information	S10	T10	T20 - T23	T22 - T25
All engines	COL:black, switch press. 0.30-0.60 bar, thread M14x1.5, without cable	7.0096			
All engines	spanner size 22, thread M14x1.5		7.6067		
All engines	spanner size 14			7.1107 T20	

ENGINE				
2.0 HGT 20V	Petrol	113	07/98-10/01	182 B7.000

Engine	Information	S10	T10	T20 - T23	T22 - T25
All engines	COL:black, switch press. 0.30-0.60 bar, thread M14x1.5, without cable	7.0096			
All engines	spanner size 22, thread M14x1.5		7.6067		
All engines	-> 01/12/98, spanner size 14			7.1107 T20	
All engines	01/01/99 ->, spanner size 14			7.1108 T20	
All engines					7.1108 T25

BRAVO II

ENGINE				
1.4	Petrol	66	04/07-12/14	192 B2.000

Engine	Information	S10	T10	T20 - T23	T22 - T25
All engines	COL:black, switch press. 0.30-0.60 bar, thread M14x1.5, without cable	7.0096			
All engines	spanner size 22, thread M18x1.5		7.6142		
All engines				7.1161 T20	7.1170 T22

ENGINE				
1.4 16V	Petrol	103	03/08->	--, 198 A7.000


Engine	Information	S10	T10	T20 - T23	T22 - T25
All engines	COL:black, switch press. 0.30-0.60 bar, thread M14x1.5, without cable	7.0096			
Eng. 198 A7.000	spanner size 22, thread M18x1.5		7.6142		
Eng. --	ext.thread M12 x 1 mm		7.6196		
Eng. --	ext.thread M12 x 1, 5 mm		7.6249		
All engines	-start-stop function			7.1161 T20	
All engines	+start-stop function, COL:blue			7.1247 T20	
All engines	pole nr. 4, seq/Man				7.1161 T22
All engines	pole nr. 2, -seq/Man				7.1170 T22

ENGINE				
1.4 16V	Petrol	70	04/07->	--

Engine	Information	S10	T10	T20 - T23	T22 - T25
All engines		7.0096		7.1161 T20	
All engines	ext.thread M18 x 1, 5 mm		7.6142		
All engines	ext.thread M12 x 1 mm		7.6196		
All engines	ext.thread M12 x 1, 5 mm		7.6249		

S10 OIL PRESSURE WARNING LIGHT SWITCH	T10 REVERSING LIGHT SWITCH	T20 BRAKE LIGHT SWITCH
T22 SWITCH CLUTCH CONTROL (CRUISE CONTROL)	T23 SWITCH BRAKE ACTUATION (ENGINE TIMING)	T25 SWITCH CLUTCH CONTROL (ENGINE CONTROL)

FUNCTIONS ON THE VEHICLE

Vehicle	alim.	kW	Date	Engine	 S10	 T10	 T20 - T23	 T22 - T25
---------	-------	----	------	--------	---	---	--	---

				ENGINE
1.4 16V	Petrol	70	04/07->	--

Engine	Information	S10	T10	T20 - T23	T22 - T25
All engines	pole nr. 4				7.1161 T22
All engines	pole nr. 2				7.1170 T22

				ENGINE
1.4 LPG	Petrol	66	01/10->	--

Engine	Information	S10	T10	T20 - T23	T22 - T25
All engines		7.0096			
All engines	ext.thread M18 x 1, 5 mm		7.6142		
All engines	ext.thread M12 x 1 mm		7.6196		
All engines	-start-stop function			7.1161 T20	
All engines	+start-stop function			7.1247 T20	
All engines	seq/Man				7.1161 T22
All engines	-seq/Man				7.1170 T22

				ENGINE
1.4 T-Jet	Petrol	110	09/07->	--, 198 A1.000

Engine	Information	S10	T10	T20 - T23	T22 - T25
All engines	COL:black, switch press. 0.30-0.60 bar, thread M14X1.5, without cable	7.0096			
Eng. 198 A1.000	ext.thread M18 x 1, 5 mm		7.6142		
All engines	ext.thread M12 x 1 mm		7.6196		
All engines	ext.thread M12 x 1, 5 mm		7.6249		
All engines	-start-stop function			7.1161 T20	
All engines	+start-stop function			7.1247 T20	
All engines	pole nr. 4, seq/Man				7.1161 T22
All engines	pole nr. 2, -seq/Man				7.1170 T22

				ENGINE
1.4 T-Jet	Petrol	88	09/07->	198 A4.000

Engine	Information	S10	T10	T20 - T23	T22 - T25
All engines	COL:black, switch press. 0.30-0.60 bar, thread M14X1.5, without cable	7.0096			
All engines	ext.thread M18 x 1, 5 mm, spanner size 22, thread M18x1.5		7.6142		
All engines	ext.thread M12 x 1 mm		7.6196		
All engines	ext.thread M12 x 1, 5 mm		7.6249		
All engines	-start-stop function			7.1161 T20	
All engines	+start-stop function			7.1247 T20	
All engines	pole nr. 4				7.1161 T22
All engines	pole nr. 2				7.1170 T22

				ENGINE
1.6 D Multijet	Diesel	66	03/08->	--, 198 A6.000

Engine	Information	S10	T10	T20 - T23	T22 - T25
All engines	COL:black, switch press. 0.30-0.60 bar, thread M14X1.5, without cable	7.0096			
Eng. --	COL:grey	7.0163			
All engines	ext.thread M12 x 1 mm		7.6196		
Eng. --	ext.thread M12 x 1, 5 mm		7.6249		
All engines	-start-stop function			7.1161 T20	
Eng. --	+start-stop function			7.1247 T20	
Eng. --	seq/Man				7.1161 T22
Eng. --	-seq/Man				7.1170 T22
Eng. 198 A6.000					7.1170 T25

				ENGINE
1.6 D Multijet	Diesel	77	09/07->	--, 198 A3.000, 844 A3.000

Engine	Information	S10	T10	T20 - T23	T22 - T25
All engines	COL:black, switch press. 0.30-0.60 bar, thread M14X1.5, without cable	7.0096			
Eng. --	COL:grey	7.0163			
All engines	ext.thread M12 x 1 mm		7.6196		
Eng. --	ext.thread M12 x 1, 5 mm		7.6249		
All engines	-start-stop function			7.1161 T20	
Eng. --, 198 A3.000	+start-stop function			7.1247 T20	
Eng. --, 198 A3.000	pole nr. 4, seq/Man				7.1161 T22
Eng. --, 198 A3.000	pole nr. 2, -seq/Man				7.1170 T22
Eng. 198 A3.000, 844 A3.000					7.1170 T25

S10	OIL PRESSURE WARNING LIGHT SWITCH	T10	REVERSING LIGHT SWITCH	T20	BRAKE LIGHT SWITCH
T22	SWITCH CLUTCH CONTROL (CRUISE CONTROL)	T23	SWITCH BRAKE ACTUATION (ENGINE TIMING)	T25	SWITCH CLUTCH CONTROL (ENGINE CONTROL)

FUNCTIONS ON THE VEHICLE

Vehicle	alim.	kW	Date	Engine	 S10	 T10	 T20 - T23	 T22 - T25
---------	-------	----	------	--------	---	---	--	---

ENGINE				
1.6 D Multijet	Diesel	85	11/08->	955 A4.000

Engine	Information	S10	T10	T20 - T23	T22 - T25
All engines		7.0096	7.6196		
All engines	-start-stop function			7.1161 T20	
All engines	+start-stop function			7.1247 T20	
All engines	pole nr. 4				7.1161 T22
All engines	pole nr. 2				7.1170 T22

ENGINE				
1.6 D Multijet	Diesel	88	03/08->	--, 198 A2.000

Engine	Information	S10	T10	T20 - T23	T22 - T25
All engines	COL:black, switch press. 0.30-0.60 bar, thread M14X1.5, without cable	7.0096			
Eng. --	COL:grey	7.0163			
All engines	ext.thread M12 x 1 mm		7.6196		
Eng. --	ext.thread M12 x 1, 5 mm		7.6249		
All engines	-start-stop function			7.1161 T20	
Eng. --	+start-stop function			7.1247 T20	
Eng. --	seq/Man				7.1161 T22
Eng. --	-seq/Man				7.1170 T22
Eng. 198 A2.000					7.1170 T25

ENGINE				
1.6 JTD	Diesel	77	03/08-12/14	198 A3.000

Engine	Information	S10	T10	T20 - T23	T22 - T25
All engines	COL:black, switch press. 0.30-0.60 bar, thread M14X1.5, without cable	7.0096			
All engines			7.6196	7.1161 T20	7.1170 T25

ENGINE				
1.9 D Multijet	Diesel	110	04/07->	937 A5.000

Engine	Information	S10	T10	T20 - T23	T22 - T25
All engines	COL:black, switch press. 0.30-0.60 bar, thread M14X1.5, without cable	7.0096			
All engines			7.6196	7.1161 T20	7.1170 T22

ENGINE				
1.9 D Multijet	Diesel	66	04/07-12/08	192 B5.000

Engine	Information	S10	T10	T20 - T23	T22 - T25
All engines	COL:black, switch press. 0.30-0.60 bar, thread M14X1.5, without cable	7.0096			
All engines			7.6196	7.1161 T20	7.1170 T22

ENGINE				
1.9 D Multijet	Diesel	85	11/06->	192 A1.000, 192 B4.000

Engine	Information	S10	T10	T20 - T23	T22 - T25
All engines	COL:black, switch press. 0.30-0.60 bar, thread M14X1.5, without cable	7.0096			
All engines			7.6196	7.1161 T20	7.1170 T22

ENGINE				
1.9 D Multijet	Diesel	88	04/07->	192 A8.000

Engine	Information	S10	T10	T20 - T23	T22 - T25
All engines	COL:black, switch press. 0.30-0.60 bar, thread M14X1.5, without cable	7.0096			
All engines			7.6196	7.1161 T20	7.1170 T22

ENGINE				
1.9 D Multijet 8V	Diesel	88	01/10->	--

Engine	Information	S10	T10	T20 - T23	T22 - T25
All engines		7.0096			
All engines	ext.thread M 12 x 1 mm		7.6196		
All engines	ext.thread M 12 x 1, 5 mm, no specific info conc. application available		7.6249		
All engines	-start-stop function			7.1161 T20	
All engines	+start-stop function			7.1247 T20	
All engines	seq/Man				7.1161 T22
All engines	-seq/Man				7.1170 T22

ENGINE				
1.9 D Multijet 16V	Diesel	110	01/10->	--

Engine	Information	S10	T10	T20 - T23	T22 - T25
All engines		7.0096			
All engines	ext.thread M 12 x 1 mm		7.6196		

S10 OIL PRESSURE WARNING LIGHT SWITCH	T10 REVERSING LIGHT SWITCH	T20 BRAKE LIGHT SWITCH
T22 SWITCH CLUTCH CONTROL (CRUISE CONTROL)	T23 SWITCH BRAKE ACTUATION (ENGINE TIMING)	T25 SWITCH CLUTCH CONTROL (ENGINE CONTROL)

FUNCTIONS ON THE VEHICLE

Vehicle	alim.	kW	Date	Engine				
					S10	T10	T20 - T23	T22 - T25

ENGINE				
1.9 D Multijet 16V	Diesel	110	01/10->	--

Engine	Information	S10	T10	T20 - T23	T22 - T25
All engines	ext.thread M 12 x 1, 5 mm, no specific info conc. applica- tion available		7.6249		
All engines	-start-stop function			7.1161 T20	
All engines	+start-stop function			7.1247 T20	
All engines	seq/Man				7.1161 T22
All engines	-seq/Man				7.1170 T22

ENGINE				
2.0 D Multijet	Diesel	120	09/08->	198 A8.000, 844 A2.000

Engine	Information	S10	T10	T20 - T23	T22 - T25
All engines	COL:black, switch press. 0.30-0.60 bar, thread M14X1.5, without cable	7.0096			
All engines			7.6249		
All engines	LHD			7.1161 T20	
Eng. 844 A2.000	COL:blue, RHD			7.1247 T20	
Eng. 198 A8.000	pole nr. 4				7.1161 T22
All engines	pole nr. 2				7.1170 T22

ENGINE				
2.0 D Multijet	Diesel	121	09/08->	--, 198 A5.000, 844 A2.000

Engine	Information	S10	T10	T20 - T23	T22 - T25
All engines	COL:black, switch press. 0.30-0.60 bar, thread M14X1.5, without cable	7.0096			
Eng. --	ext.thread M12 x 1 mm		7.6196		
All engines	ext.thread M12 x 1, 5 mm		7.6249		
All engines	-start-stop function			7.1161 T20	
Eng. --	+start-stop function			7.1247 T20	
All engines	pole nr. 4, seq/Man				7.1161 T22
All engines	pole nr. 2, -seq/Man				7.1170 T22
Eng. 198 A5.000					7.1170 T25

CINQUECENTO				
ENGINE				
0.7	Petrol	23	12/91-01/96	170 A.000

Engine	Information	S10	T10	T20 - T23	T22 - T25
All engines		7.0096	7.6065	7.1000 T20	

ENGINE				
0.7 i	Petrol	22	07/94-01/98	170 A.046

Engine	Information	S10	T10	T20 - T23	T22 - T25
All engines		7.0096	7.6065	7.1000 T20	

ENGINE				
0.9	Petrol	30	07/91-12/93	170 A1.000

Engine	Information	S10	T10	T20 - T23	T22 - T25
All engines		7.0096	7.6038	7.1000 T20	

ENGINE				
0.9 i.e.	Petrol	30	07/91-09/94	170 A1.046

Engine	Information	S10	T10	T20 - T23	T22 - T25
All engines		7.0096	7.6038	7.1000 T20	

ENGINE				
0.9 i.e. S	Petrol	29	07/91-07/99	1170 A1.000, 1170 A1.046

Engine	Information	S10	T10	T20 - T23	T22 - T25
All engines		7.0096	7.6038	7.1000 T20	

ENGINE				
1.1 Sporting	Petrol	40	10/94-01/98	176 B2.000

Engine	Information	S10	T10	T20 - T23	T22 - T25
All engines		7.0096	7.6142	7.1000 T20	

COUPE				
ENGINE				
1.8 16V	Petrol	96	03/96-08/00	183 A1.000

Engine	Information	S10	T10	T20 - T23	T22 - T25
All engines		7.0096	7.6067		
All engines	-> 31/08/96			7.1069 T20	
All engines	01/09/96 ->			7.1108 T20	

S10 OIL PRESSURE WARNING LIGHT SWITCH	T10 REVERSING LIGHT SWITCH	T20 BRAKE LIGHT SWITCH
T22 SWITCH CLUTCH CONTROL (CRUISE CONTROL)	T23 SWITCH BRAKE ACTUATION (ENGINE TIMING)	T25 SWITCH CLUTCH CONTROL (ENGINE CONTROL)

FUNCTIONS ON THE VEHICLE

Vehicle	alim.	kW	Date	Engine	 S10	 T10	 T20 - T23	 T22 - T25
---------	-------	----	------	--------	---	---	--	---

ENGINE				
2.0 16V	Petrol	102	11/93-08/96	836 A3.000

Engine	Information	S10	T10	T20 - T23	T22 - T25
All engines		7.0096	7.6067	7.1069 T20	

ENGINE				
2.0 16V [BRA]	Petrol	102	11/93-08/96	836 A3.011

Engine	Information	S10	T10	T20 - T23	T22 - T25
All engines		7.0096	7.6067	7.1069 T20	

ENGINE				
2.0 16V Turbo	Petrol	140	11/93-08/96	175 A1.000

Engine	Information	S10	T10	T20 - T23	T22 - T25
All engines		7.0096		7.1069 T20	
All engines	ch. 0033533 ->		7.6143		

ENGINE				
2.0 20V	Petrol	108	08/96-09/98	182 A1.000

Engine	Information	S10	T10	T20 - T23	T22 - T25
All engines		7.0096	7.6067	7.1108 T20	

ENGINE				
2.0 20V	Petrol	113	04/98-08/00	182 B3.000

Engine	Information	S10	T10	T20 - T23	T22 - T25
All engines		7.0096	7.6067	7.1108 T20	
All engines	RHD				7.1068 T22

ENGINE				
2.0 20V Turbo	Petrol	162	08/96-08/00	175 A3.000

Engine	Information	S10	T10	T20 - T23	T22 - T25
All engines		7.0096		7.1108 T20	
All engines	-> 31/10/97		7.6143		
All engines	01/11/97 ->		7.6196		

CROMA I

ENGINE				
1600	Petrol	61	12/85-12/90	154 A.048

Engine	Information	S10	T10	T20 - T23	T22 - T25
All engines		7.0000			
All engines	ch. 0111372 ->		7.6066	7.1067 T20	

ENGINE				
1900 Turbo D i.d.	Diesel	66	08/87-10/92	154 C6.000

Engine	Information	S10	T10	T20 - T23	T22 - T25
All engines	->eng. 1015858	7.0000			
All engines	eng.type 1015858 ->	7.0096			
All engines	-> 01/10/91		7.6066		
All engines				7.1077 T20	

ENGINE				
1900 Turbo D i.d.	Diesel	69	11/92-12/96	154 D1.000

Engine	Information	S10	T10	T20 - T23	T22 - T25
All engines	->eng. 1015858	7.0000			
All engines	eng.type 1015858 ->	7.0096			
All engines			7.6143	7.1077 T20	

ENGINE				
2000 16V	Petrol	101	08/92-08/96	154 E1.000

Engine	Information	S10	T10	T20 - T23	T22 - T25
All engines	->eng. 1246725	7.0000			
All engines	eng.type 1246725 ->	7.0096			
All engines	01/11/92 ->		7.6143		
All engines				7.1077 T20	

ENGINE				
2000 CHT	Petrol	66	12/85-02/89	154 A1.000

Engine	Information	S10	T10	T20 - T23	T22 - T25
All engines		7.0000			
All engines	ch. 0111372 ->		7.6066	7.1067 T20	

S10 OIL PRESSURE WARNING LIGHT SWITCH	T10 REVERSING LIGHT SWITCH	T20 BRAKE LIGHT SWITCH
T22 SWITCH CLUTCH CONTROL (CRUISE CONTROL)	T23 SWITCH BRAKE ACTUATION (ENGINE TIMING)	T25 SWITCH CLUTCH CONTROL (ENGINE CONTROL)

				FUNCTIONS ON THE VEHICLE				
Vehicle	alim.	kW	Date	Engine	 S10	 T10	 T20 - T23	 T22 - T25
				ENGINE				
2000 CHT	Petrol	74	01/91-09/92	154 A1.000, 154 C5.000				
Engine	Information			S10	T10	T20 - T23	T22 - T25	
All engines	->eng. 1246781			7.0000				
All engines	eng.type 1246782 ->			7.0096				
All engines	-> 30/09/91				7.6066			
All engines						7.1077	T20	
				ENGINE				
2000 i.e.	Petrol	83	03/86-09/90	834 B.048				
Engine	Information			S10	T10	T20 - T23	T22 - T25	
All engines				7.0000				
All engines	ch. 0111372 ->				7.6066	7.1067	T20	
All engines	->ch. 0111371					7.1049	T20	
				ENGINE				
2000 i.e.	Petrol	85	10/87-08/96	154 C3.046, 834 B.146				
Engine	Information			S10	T10	T20 - T23	T22 - T25	
All engines	->eng. 1246725			7.0000				
All engines	eng.type 1246726 ->			7.0096				
All engines	ext.thread M 16 x 1, 5 mm				7.6143			
All engines						7.1077	T20	
				ENGINE				
2000 i.e.	Petrol	86	05/91-12/96	154 C3.000				
Engine	Information			S10	T10	T20 - T23	T22 - T25	
All engines	->eng. 1246725			7.0000				
All engines	eng.type 1246726 ->			7.0096				
All engines	ext.thread M 12 x 1 mm				7.6066			
All engines	ext.thread M 16 x 1, 5 mm				7.6143			
All engines						7.1077	T20	
				ENGINE				
2000 i.e.	Petrol	88	03/87-09/92	154 C3.000, 834 B.000				
Engine	Information			S10	T10	T20 - T23	T22 - T25	
All engines	->eng. 1246725			7.0000				
All engines	eng.type 1246726 ->			7.0096				
All engines	ext.thread M 12 x 1 mm				7.6066			
All engines	ext.thread M 16 x 1, 5 mm				7.6143			
All engines						7.1077	T20	
				ENGINE				
2000 i.e. 16V	Petrol	101	03/95-12/96	154 E1.027				
Engine	Information			S10	T10	T20 - T23	T22 - T25	
All engines	->eng. 1246725			7.0000				
All engines	eng.type 1246726 ->			7.0096				
All engines					7.6143	7.1077	T20	
				ENGINE				
2000 i.e. Turbo	Petrol	110	06/87-08/96	154 C4.046, 834 C.146				
Engine	Information			S10	T10	T20 - T23	T22 - T25	
All engines	->eng. 1246725			7.0000				
All engines	eng.type 1246725 ->			7.0096				
All engines	-> 31/10/91				7.6066			
All engines	01/11/92 ->				7.6143			
All engines						7.1077	T20	
				ENGINE				
2000 i.e. Turbo	Petrol	111	11/86-11/88	834 C.146				
Engine	Information			S10	T10	T20 - T23	T22 - T25	
All engines	->eng. 1246725			7.0000				
All engines	eng.type 1246725 ->			7.0096				
All engines	-> 31/10/91				7.6066			
All engines	01/11/92 ->				7.6143			
All engines						7.1077	T20	
				ENGINE				
2000 i.e. Turbo	Petrol	114	12/85-06/90	154 A2.000				
Engine	Information			S10	T10	T20 - T23	T22 - T25	
All engines				7.0003				

S10 OIL PRESSURE WARNING LIGHT SWITCH	T10 REVERSING LIGHT SWITCH	T20 BRAKE LIGHT SWITCH
T22 SWITCH CLUTCH CONTROL (CRUISE CONTROL)	T23 SWITCH BRAKE ACTUATION (ENGINE TIMING)	T25 SWITCH CLUTCH CONTROL (ENGINE CONTROL)

FUNCTIONS ON THE VEHICLE

Vehicle	alim.	kW	Date	Engine	 S10	 T10	 T20 - T23	 T22 - T25
---------	-------	----	------	--------	---	---	--	---

				ENGINE
2000 i.e. Turbo	Petrol	114	12/85-06/90	154 A2.000

Engine	Information	S10	T10	T20 - T23	T22 - T25
All engines	-> 31/10/91		7.6066		
All engines	01/11/92 ->		7.6143		
All engines	->ch. 0111371			7.1049	T20
All engines	ch. 0111372 ->			7.1067	T20

				ENGINE
2000 i.e. Turbo	Petrol	116	03/91-10/94	154 C4.000

Engine	Information	S10	T10	T20 - T23	T22 - T25
All engines	->eng. 1246725	7.0000			
All engines	eng.type 1246725 ->	7.0096			
All engines	-> 31/10/91		7.6066		
All engines	01/11/92 ->		7.6143		
All engines				7.1077	T20

				ENGINE
2500 D	Diesel	55	12/85-12/89	8144.67

Engine	Information	S10	T10	T20 - T23	T22 - T25
All engines		7.0000			
All engines	ch. 0111372 ->		7.6066	7.1067	T20
All engines	->ch. 0111371			7.1049	T20

				ENGINE
2500 TD	Diesel	74	12/85-08/89	8144.91.2000

Engine	Information	S10	T10	T20 - T23	T22 - T25
All engines	->eng. 1015858	7.0000			
All engines	eng.type 1015858 ->	7.0096			
All engines	no specific info conc. application available		7.6066, 7.6143		
All engines	->ch. 0111371			7.1049	T20
All engines	ch. 0111372 ->			7.1067	T20

				ENGINE
2500 TD	Diesel	85	05/89-08/96	8144.97, 8144.97 Y, 8144.97.2400

Engine	Information	S10	T10	T20 - T23	T22 - T25
All engines	->eng. 1015858	7.0000			
All engines	eng.type 1015858 ->	7.0096			
All engines	no specific info conc. application available		7.6066, 7.6143		
All engines				7.1077	T20
Eng. 8144.97 Y	154PL				7.1146 T22

				ENGINE
2500 TDE	Diesel	77	12/91-08/96	8144.97 S

Engine	Information	S10	T10	T20 - T23	T22 - T25
All engines	->eng. 1015858	7.0000			
All engines	eng.type 1015858 ->	7.0096			
All engines				7.1077	T20

				ENGINE
2500 V6	Petrol	119	06/93-08/96	834 G.000

Engine	Information	S10	T10	T20 - T23	T22 - T25
All engines		7.0096	7.6143	7.1077	T20

CROMA II

				ENGINE
1.8 16V	Petrol	103	12/05->	939 A4.000

Engine	Information	S10	T10	T20 - T23	T22 - T25
All engines		7.0141	7.6249		7.1170 T25
All engines	-> 05/07/10			7.1161	T20
All engines	05/07/10 ->			7.1247	T20

				ENGINE
1.9 D Multijet	Diesel	100	12/05->	939 A8.000

Engine	Information	S10	T10	T20 - T23	T22 - T25
All engines	COL:black, switch press. 0.30-0.60 bar, thread M14X1.5, without cable	7.0096			
All engines			7.6249		7.1170 T25
All engines	-> 05/07/10			7.1161	T20

S10 OIL PRESSURE WARNING LIGHT SWITCH	T10 REVERSING LIGHT SWITCH	T20 BRAKE LIGHT SWITCH
T22 SWITCH CLUTCH CONTROL (CRUISE CONTROL)	T23 SWITCH BRAKE ACTUATION (ENGINE TIMING)	T25 SWITCH CLUTCH CONTROL (ENGINE CONTROL)

Vehicle	alim.	kW	Date	Engine	FUNCTIONS ON THE VEHICLE			
					S10	T10	T20 - T23	T22 - T25

ENGINE				
1.9 D Multijet	Diesel	100	12/05->	939 A8.000

Engine	Information	S10	T10	T20 - T23	T22 - T25
All engines	05/07/10 ->			7.1247 T20	

ENGINE				
1.9 D Multijet	Diesel	110	06/05-12/11	939 A2.000

Engine	Information	S10	T10	T20 - T23	T22 - T25
All engines	COL:black, switch press. 0.30-0.60 bar, thread M14X1.5, without cable	7.0096			
All engines			7.6249		7.1170 T25
All engines	-> 05/07/10			7.1161 T20	
All engines	05/07/10 ->			7.1247 T20	

ENGINE				
1.9 D Multijet	Diesel	85	06/05->	939 A7.000

Engine	Information	S10	T10	T20 - T23	T22 - T25
All engines	COL:black, switch press. 0.30-0.60 bar, thread M14X1.5, without cable	7.0096			
All engines			7.6249		7.1170 T25
All engines	-> 05/07/10			7.1161 T20	
All engines	05/07/10 ->			7.1247 T20	

ENGINE				
1.9 D Multijet	Diesel	88	06/05-12/11	939 A1.000

Engine	Information	S10	T10	T20 - T23	T22 - T25
All engines	COL:black, switch press. 0.30-0.60 bar, thread M14X1.5, without cable	7.0096			
All engines			7.6249		7.1170 T25
All engines	-> 05/07/10			7.1161 T20	
All engines	05/07/10 ->			7.1247 T20	

ENGINE				
1.9 MJTD	Diesel	88	04/06-12/11	939 A1.000

Engine	Information	S10	T10	T20 - T23	T22 - T25
All engines	COL:black, switch press. 0.30-0.60 bar, thread M14X1.5, without cable	7.0096			
All engines			7.6249		7.1170 T25

ENGINE				
2.2 16V	Petrol	108	06/05->	194 A1.000

Engine	Information	S10	T10	T20 - T23	T22 - T25
All engines			7.6249		7.1170 T25
All engines	-> 05/07/10			7.1161 T20	
All engines	05/07/10 ->			7.1247 T20	

ENGINE				
2.4 D Multijet	Diesel	147	06/05->	939 A3.000

Engine	Information	S10	T10	T20 - T23	T22 - T25
All engines	COL:black, switch press. 0.30-0.60 bar, thread M14X1.5, without cable	7.0096			
All engines	-> 05/07/10			7.1161 T20	
All engines	05/07/10 ->			7.1247 T20	

DOBLO I

ENGINE				
1.2	Petrol	48	03/01->	223 A5.000

Engine	Information	S10	T10	T20 - T23	T22 - T25
All engines	COL:black, switch press. 0.30-0.60 bar, thread M14X1.5, without cable	7.0096			
All engines	spanner size 22, thread M14x1.5		7.6067		
All engines	COL:white, RHD			7.1153 T20	
All engines	COL:white, LHD			7.1179 T20	

ENGINE				
1.3 D Multijet	Diesel	55	10/05-01/10	199 A2.000

Engine	Information	S10	T10	T20 - T23	T22 - T25
All engines	COL:black, switch press. 0.30-0.60 bar, thread M14X1.5, without cable	7.0096			
All engines	spanner size 22, thread M14x1.5		7.6067		
All engines				7.1161 T20	
All engines	LHD				7.1170 T22

S10	OIL PRESSURE WARNING LIGHT SWITCH	T10	REVERSING LIGHT SWITCH	T20	BRAKE LIGHT SWITCH
T22	SWITCH CLUTCH CONTROL (CRUISE CONTROL)	T23	SWITCH BRAKE ACTUATION (ENGINE TIMING)	T25	SWITCH CLUTCH CONTROL (ENGINE CONTROL)

FUNCTIONS ON THE VEHICLE

Vehicle	alim.	kW	Date	Engine	 S10	 T10	 T20 - T23	 T22 - T25
---------	-------	----	------	--------	---	---	--	---

ENGINE				
1.3 D Multijet	Diesel	62	10/05->	223 A9.000

Engine	Information	S10	T10	T20 - T23	T22 - T25
All engines	COL:black, switch press. 0.30-0.60 bar, thread M14x1.5, without cable	7.0096			
All engines	spanner size 22, thread M14x1.5		7.6067		
All engines				7.1161 T20	
All engines	LHD				7.1170 T22

ENGINE				
1.3 JTD	Diesel	55	05/05->	199 A2.000

Engine	Information	S10	T10	T20 - T23	T22 - T25
All engines	COL:black, switch press. 0.30-0.60 bar, thread M14x1.5, without cable	7.0096			
All engines	spanner size 22, thread M14x1.5		7.6067		
All engines				7.1161 T20	
All engines	LHD				7.1170 T22

ENGINE				
1.3 JTD 16V	Diesel	51	05/04-12/06	188 A8.000, 188 A9.000

Engine	Information	S10	T10	T20 - T23	T22 - T25
All engines	COL:black, switch press. 0.30-0.60 bar, thread M14x1.5, without cable	7.0096			
All engines	spanner size 22, thread M14x1.5		7.6067		
All engines				7.1161 T20	
Eng. 188 A8.000	RHD				7.1159 T22
All engines	LHD				7.1170 T22

ENGINE				
1.3 JTD 16V Multijet	Diesel	62	08/06->	223 A9.000

Engine	Information	S10	T10	T20 - T23	T22 - T25
All engines	COL:black, switch press. 0.30-0.60 bar, thread M14x1.5, without cable	7.0096			
All engines	spanner size 22, thread M14x1.5		7.6067		
All engines				7.1161 T20	7.1170 T22

ENGINE				
1.3 JTD Multijet	Diesel	66	02/10->	199 A3.000, 263 A2.000

Engine	Information	S10	T10	T20 - T23	T22 - T25
All engines	COL:black, switch press. 0.30-0.60 bar, thread M14x1.5, without cable	7.0096			
All engines	spanner size 22, thread M14x1.5		7.6067		
All engines	COL:blue			7.1247 T20	
All engines	euro 4 (D4), -start-stop function				7.1226 T25

ENGINE				
1.4	Petrol	57	10/05->	350 A1.000

Engine	Information	S10	T10	T20 - T23	T22 - T25
All engines	COL:black, switch press. 0.30-0.60 bar, thread M14x1.5, without cable	7.0096			
All engines	spanner size 22, thread M18x1.5		7.6142		
All engines				7.1161 T20	
All engines	LHD				7.1170 T22

ENGINE				
1.4	Petrol	70	02/10->	843 A1.000

Engine	Information	S10	T10	T20 - T23	T22 - T25
All engines	COL:black, switch press. 0.30-0.60 bar, thread M14x1.5, without cable	7.0096			
All engines	spanner size 22, thread M18x1.5		7.6142		
All engines	COL:blue			7.1247 T20	
All engines	-start-stop function				7.1226 T25

ENGINE				
1.6	Petrol	68	09/02->	182 B6.000

Engine	Information	S10	T10	T20 - T23	T22 - T25
All engines	COL:black, switch press. 0.30-0.60 bar, thread M14x1.5, without cable	7.0096	7.6142	7.1179 T20	
All engines	RHD				7.1159 T22
All engines	LHD				7.1170 T22

ENGINE				
1.6 16V	Petrol	76	10/01->	182 B6.000


Engine	Information	S10	T10	T20 - T23	T22 - T25
All engines	COL:black, switch press. 0.3 bar, switch press. 0.30-0.60 bar, thread M14x1.5, without cable	7.0096			

S10 OIL PRESSURE WARNING LIGHT SWITCH	T10 REVERSING LIGHT SWITCH	T20 BRAKE LIGHT SWITCH
T22 SWITCH CLUTCH CONTROL (CRUISE CONTROL)	T23 SWITCH BRAKE ACTUATION (ENGINE TIMING)	T25 SWITCH CLUTCH CONTROL (ENGINE CONTROL)

Vehicle	alim.	kW	Date	Engine	FUNCTIONS ON THE VEHICLE			
					S10	T10	T20 - T23	T22 - T25
1.6 16V	Petrol	76	10/01->	182 B6.000				
ENGINE								
All engines	Information				S10	T10	T20 - T23	T22 - T25
All engines	spanner size 22, thread M18x1.5					7.6142		
All engines	01/07/03 ->						7.1161	T20
All engines	-> 01/06/03, COL:white						7.1179	T20
All engines								7.1170 T22
1.6 JTD Multijet/ Multijet	Diesel	77	02/10->	198 A3.000, 263 A8.000				
ENGINE								
All engines	Information				S10	T10	T20 - T23	T22 - T25
All engines	COL:black, switch press. 0.30-0.60 bar, thread M14x1.5, without cable				7.0096			
All engines	spanner size 22, thread M14x1.5					7.6067		
All engines						7.6196		
All engines	COL:blue						7.1247	T20
All engines	-start-stop function							7.1226 T25
1.6 Natural Power	CNG	68	02/04-07/09	182B6000CNG				
ENGINE								
All engines	Information				S10	T10	T20 - T23	T22 - T25
All engines	COL:black, switch press. 0.3 bar, switch press. 0.30-0.60 bar, thread M14x1.5, without cable				7.0096			
All engines	spanner size 22, thread M18x1.5					7.6142		
All engines							7.1161	T20
All engines	COL:white						7.1179	T20
1.6 Natural Power	Petrol/ Natural Gas (CNG)	76	09/02->	182 B6.000, 182B6000C- NG				
ENGINE								
All engines	Information				S10	T10	T20 - T23	T22 - T25
All engines	COL:black, switch press. 0.3 bar, switch press. 0.30-0.60 bar, thread M14x1.5, without cable				7.0096			
All engines	spanner size 22, thread M18x1.5					7.6142		
Eng. 182B6000CNG	01/07/03 ->						7.1161	T20
All engines	-> 01/06/03, COL:white						7.1179	T20
Eng. 182 B6.000	RHD							7.1159 T22
All engines	LHD							7.1170 T22
1.9 D	Diesel	46	03/01->	223 A6.000				
ENGINE								
All engines	Information				S10	T10	T20 - T23	T22 - T25
All engines	COL:black, switch press. 0.3 bar, switch press. 0.30-0.60 bar, thread M14x1.5, without cable				7.0096			
All engines	spanner size 22, thread M14x1.5					7.6067		
All engines	COL:white, RHD						7.1153	T20
All engines	COL:white, LHD						7.1179	T20
All engines	LHD							7.1170 T22
1.9 D Multijet	Diesel	88	10/05->	186 A9.000				
ENGINE								
All engines	Information				S10	T10	T20 - T23	T22 - T25
All engines	COL:black, switch press. 0.30-0.60 bar, thread M14x1.5, without cable				7.0096			
All engines	spanner size 22, thread M14x1.5					7.6067		
All engines	LHD						7.1161	T20
All engines								7.1170 T22
1.9 JTD	Diesel	74	10/01->	182 B9.000, 223 B2.000				
ENGINE								
All engines	Information				S10	T10	T20 - T23	T22 - T25
All engines	COL:black, switch press. 0.30-0.60 bar, thread M14x1.5, without cable				7.0096			
All engines	spanner size 22, thread M14x1.5					7.6067		
All engines	-> 01/09/03, ->ch. 5225409, COL:white, RHD						7.1153	T20
All engines	01/10/03 ->, ch. 5225410 ->, LHD, RHD						7.1161	T20
All engines	LHD							7.1170 T22

S10	OIL PRESSURE WARNING LIGHT SWITCH	T10	REVERSING LIGHT SWITCH	T20	BRAKE LIGHT SWITCH
T22	SWITCH CLUTCH CONTROL (CRUISE CONTROL)	T23	SWITCH BRAKE ACTUATION (ENGINE TIMING)	T25	SWITCH CLUTCH CONTROL (ENGINE CONTROL)

FUNCTIONS ON THE VEHICLE

Vehicle	alim.	kW	Date	Engine	 S10	 T10	 T20 - T23	 T22 - T25
---------	-------	----	------	--------	---	---	--	---

				ENGINE
1.9 JTD	Diesel	77	07/03->	223 A7.000, 223 B1.000

Engine	Information	S10	T10	T20 - T23	T22 - T25
All engines	COL:black, switch press. 0.30-0.60 bar, thread M14x1.5, without cable	7.0096			
All engines	spanner size 22, thread M14x1.5		7.6067		
All engines	-> 01/09/03, ->ch. 5225409, COL:white, RHD			7.1153 T20	
All engines	01/10/03 ->, ch. 5225410 ->, LHD, RHD			7.1161 T20	
Eng. 223 A7.000	RHD				7.1159 T22
All engines	LHD				7.1170 T22

				ENGINE
1.9 JTD 8V	Diesel	74	10/05->	--

Engine	Information	S10	T10	T20 - T23	T22 - T25
All engines		7.0096	7.6067	7.1161 T20	
All engines	RHD				7.1159 T22
All engines	LHD				7.1170 T22

				ENGINE
1.9 JTD 8V	Diesel	77	10/05->	--

Engine	Information	S10	T10	T20 - T23	T22 - T25
All engines		7.0096	7.6067	7.1161 T20	
All engines	RHD				7.1159 T22
All engines	LHD				7.1170 T22

				ENGINE
1.9 JTD Multijet	Diesel	88	12/06->	186 A9.000

Engine	Information	S10	T10	T20 - T23	T22 - T25
All engines	COL:black, switch press. 0.30-0.60 bar, thread M14x1.5, without cable	7.0096			
All engines	spanner size 22, thread M14x1.5		7.6067		
All engines				7.1161 T20	7.1170 T22

				ENGINE
2.0 JTD Multijet	Diesel	99	02/10->	263 A1.000

Engine	Information	S10	T10	T20 - T23	T22 - T25
All engines	COL:black, switch press. 0.30-0.60 bar, thread M14x1.5, without cable	7.0096			
All engines			7.6196		
All engines	COL:blue			7.1247 T20	
All engines	-start-stop function				7.1226 T25

DOBLO II

				ENGINE
1.3 D Multijet	Diesel	55	11/13->	263 A6.000

Engine	Information	S10	T10	T20 - T23	T22 - T25
All engines	COL:black, switch press. 0.30-0.60 bar, thread M14x1.5, without cable	7.0096			
All engines	COL:blue	7.0163		7.1247 T20	
All engines	euro 4 (D4), euro 5, euro 6, spanner size 22, thread M14x1.5		7.6067		
All engines	-start-stop function				7.1226 T22

				ENGINE
1.3 D Multijet	Diesel	59	03/16->	225 A2.000

Engine	Information	S10	T10	T20 - T23	T22 - T25
All engines	switch press. 0.2 bar, thread M10x1.0, UFI	7.0163			
All engines	spanner size 22, thread M14x1.5		7.6067		
All engines	COL:blue			7.1247 T20	

				ENGINE
1.3 D Multijet	Diesel	66	02/10->	199 A3.000, 263 A2.000

Engine	Information	S10	T10	T20 - T23	T22 - T25
All engines	COL:black, switch press. 0.30-0.60 bar, thread M14x1.5, without cable	7.0096			
Eng. 199 A3.000	COL:blue	7.0163			
All engines	spanner size 22, thread M14x1.5		7.6067		
All engines	COL:blue			7.1247 T20	
Eng. 263 A2.000	-start-stop function				7.1226 T25

				ENGINE
1.3 D Multijet	Diesel	70	03/16->	330 A1.000

Engine	Information	S10	T10	T20 - T23	T22 - T25
All engines	switch press. 0.2 bar, thread M10x1.0, UFI	7.0163			

S10 OIL PRESSURE WARNING LIGHT SWITCH	T10 REVERSING LIGHT SWITCH	T20 BRAKE LIGHT SWITCH
T22 SWITCH CLUTCH CONTROL (CRUISE CONTROL)	T23 SWITCH BRAKE ACTUATION (ENGINE TIMING)	T25 SWITCH CLUTCH CONTROL (ENGINE CONTROL)

FUNCTIONS ON THE VEHICLE

Vehicle	alim.	kW	Date	Engine	 S10	 T10	 T20 - T23	 T22 - T25
---------	-------	----	------	--------	---	---	--	---

				ENGINE
1.3 D Multijet	Diesel	70	03/16->	330 A1.000

Engine	Information	S10	T10	T20 - T23	T22 - T25
All engines	spanner size 22, thread M14x1.5		7.6067		
All engines	COL:blue			7.1247 T20	

				ENGINE
1.4	Petrol	70	02/10->	843 A1.000

Engine	Information	S10	T10	T20 - T23	T22 - T25
All engines	COL:black, switch press. 0.30-0.60 bar, thread M14X1.5, without cable	7.0096			
All engines	spanner size 22, thread M18x1.5		7.6142		
All engines	COL:blue			7.1247 T20	
All engines	-start-stop function				7.1226 T25

				ENGINE
1.4	Petrol	88	10/11->	198 A4.000

Engine	Information	S10	T10	T20 - T23	T22 - T25
All engines	COL:black, switch press. 0.30-0.60 bar, thread M14X1.5, without cable	7.0096			
All engines	spanner size 22, thread M18x1.5		7.6142		
All engines			7.6196		
All engines	COL:blue			7.1247 T20	
All engines	LHD, RHD, -start-stop function				7.1226 T22
All engines	-start-stop function				7.1226 T25

				ENGINE
1.4 Natural Power	Petrol/ Natural Gas (CNG)	88	02/10->	198 A4.000, 198A4000C-NG

Engine	Information	S10	T10	T20 - T23	T22 - T25
All engines	COL:black, switch press. 0.30-0.60 bar, thread M14X1.5, without cable	7.0096			
Eng. 198A4000CNG	spanner size 22, thread M18x1.5		7.6142		
All engines			7.6196		
All engines	COL:blue			7.1247 T20	
All engines	euro 4 (D4), euro 5, -start-stop function				7.1226 T22
Eng. 198A4000CNG					7.1226 T25

				ENGINE
1.6 D Multijet	Diesel	66	02/10->	263 A4.000, 263 A5.000

Engine	Information	S10	T10	T20 - T23	T22 - T25
All engines	COL:black, switch press. 0.30-0.60 bar, thread M14X1.5, without cable	7.0096			
All engines	spanner size 22, thread M14x1.5		7.6067		
All engines	COL:blue			7.1247 T20	
All engines	-start-stop function				7.1226 T25

				ENGINE
1.6 D Multijet	Diesel	70	03/15->	263 A7.000

Engine	Information	S10	T10	T20 - T23	T22 - T25
All engines	COL:black, switch press. 0.30-0.60 bar, thread M14X1.5, without cable	7.0096			
All engines			7.6196		
All engines	COL:blue			7.1247 T20	

				ENGINE
1.6 D Multijet	Diesel	74	02/10->	263 A3.000, 263 A9.000

Engine	Information	S10	T10	T20 - T23	T22 - T25
All engines	COL:black, euro 6, switch press. 0.30-0.60 bar, thread M14X1.5, without cable	7.0096			
Eng. 263 A9.000	COL:blue	7.0163			
All engines	ext.thread M14 x 1, 5 mm, spanner size 22, thread M14x1.5		7.6067		
All engines	ext.thread M12 x 1 mm		7.6196		
All engines	COL:blue			7.1247 T20	
All engines	-start-stop function				7.1226 T25

				ENGINE
1.6 D Multijet	Diesel	77	02/10->	198 A3.000, 263 A8.000

Engine	Information	S10	T10	T20 - T23	T22 - T25
All engines	COL:black, switch press. 0.30-0.60 bar, thread M14X1.5, without cable	7.0096			
All engines	+start-stop function, euro 6, switch press. 0.2 bar, thread M10X1.0, UFI	7.0163			

S10 OIL PRESSURE WARNING LIGHT SWITCH	T10 REVERSING LIGHT SWITCH	T20 BRAKE LIGHT SWITCH
T22 SWITCH CLUTCH CONTROL (CRUISE CONTROL)	T23 SWITCH BRAKE ACTUATION (ENGINE TIMING)	T25 SWITCH CLUTCH CONTROL (ENGINE CONTROL)

FUNCTIONS ON THE VEHICLE

Vehicle	alim.	kW	Date	Engine	 S10	 T10	 T20 - T23	 T22 - T25
---------	-------	----	------	--------	---	---	--	---

				ENGINE
1.6 D Multijet	Diesel	77	02/10->	198 A3.000, 263 A8.000

Engine	Information	S10	T10	T20 - T23	T22 - T25
All engines	spanner size 22, thread M14x1.5		7.6067		
All engines			7.6196		
All engines	COL:blue			7.1247	T20
All engines	LHD, RHD, -start-stop function				7.1226 T25

				ENGINE
1.6 D Multijet	Diesel	88	03/15->	940 C1.000

Engine	Information	S10	T10	T20 - T23	T22 - T25
All engines	COL:black, euro 5, switch press. 0.30-0.60 bar, thread M14X1.5, without cable	7.0096			
All engines	euro 6, switch press. 0.2 bar, thread M10X1.0, UFI	7.0163			
All engines			7.6196		
All engines	COL:blue			7.1247	T20

				ENGINE
2.0 D Multijet	Diesel	99	01/10->	263 A1.000

Engine	Information	S10	T10	T20 - T23	T22 - T25
All engines	COL:black, switch press. 0.30-0.60 bar, thread M14X1.5, without cable	7.0096			
All engines	ext.thread M14 x 1, 5 mm		7.6067		
All engines	ext.thread M12 x 1 mm		7.6196		
All engines	COL:blue			7.1247	T20
All engines	-start-stop function				7.1226 T25

DUCATO I

				ENGINE
1.8	Petrol	49	01/82-10/88	169 B

Engine	Information	S10	T10	T20 - T23	T22 - T25
All engines			7.6019	7.1000	T20

				ENGINE
1.8	Petrol	51	07/82-12/88	XM7T

Engine	Information	S10	T10	T20 - T23	T22 - T25
All engines			7.6019	7.1000	T20

				ENGINE
1.9 D	Diesel	52	02/87-03/94	149 B1.000

Engine	Information	S10	T10	T20 - T23	T22 - T25
All engines		7.0000		7.1000	T20
All engines	ext.thread M 14 x 1, 5 mm		7.6015		
All engines	ext.thread M 12 x 1 mm		7.6019		

				ENGINE
1.9 TD	Diesel	60	03/89-03/94	280 A1.000

Engine	Information	S10	T10	T20 - T23	T22 - T25
All engines		7.0000		7.1000	T20
All engines	ext.thread M 14 x 1, 5 mm		7.6015		
All engines	ext.thread M 12 x 1 mm		7.6019		

				ENGINE
2.0	Petrol	55	07/85-02/94	170 B, XN 1T

Engine	Information	S10	T10	T20 - T23	T22 - T25
Eng. 170 B			7.6015		
Eng. XN 1T			7.6019		
All engines				7.1000	T20

				ENGINE
2.0	Petrol	58	01/82-08/90	XN 1T

Engine	Information	S10	T10	T20 - T23	T22 - T25
All engines			7.6019	7.1000	T20

				ENGINE
2.0	Petrol	62	07/90-03/94	170 D

Engine	Information	S10	T10	T20 - T23	T22 - T25
All engines			7.6015	7.1000	T20

				ENGINE
2.0	Petrol	63	06/90-05/94	170 D, 170C (XN1T)

Engine	Information	S10	T10	T20 - T23	T22 - T25
All engines			7.6015	7.1000	T20

S10 OIL PRESSURE WARNING LIGHT SWITCH	T10 REVERSING LIGHT SWITCH	T20 BRAKE LIGHT SWITCH
T22 SWITCH CLUTCH CONTROL (CRUISE CONTROL)	T23 SWITCH BRAKE ACTUATION (ENGINE TIMING)	T25 SWITCH CLUTCH CONTROL (ENGINE CONTROL)

FUNCTIONS ON THE VEHICLE

Vehicle	alim.	kW	Date	Engine	 S10	 T10	 T20 - T23	 T22 - T25
---------	-------	----	------	--------	---	---	--	---

ENGINE			
2.0 4x4	Petrol	63	06/90-05/94 170 D

Engine	Information	S10	T10	T20 - T23	T22 - T25
All engines			7.6015	7.1000 T20	

ENGINE			
2.5 D	Diesel	55	01/82-05/94 8144.67, CRD93L (U25-661)

Engine	Information	S10	T10	T20 - T23	T22 - T25
Eng. 8144.67	->eng. 0963133, COL:black	7.0000			
All engines	COL:red	7.0022			
Eng. 8144.67	COL:black, eng.type 0963133 ->	7.0096			
All engines	ext.thread M 14 x 1, 5 mm		7.6015		
All engines	ext.thread M 12 x 1 mm		7.6019		
All engines				7.1000 T20	

ENGINE			
2.5 D 4x4	Diesel	55	01/87-03/94 8144.67

Engine	Information	S10	T10	T20 - T23	T22 - T25
All engines	COL:black	7.0000			
All engines	COL:red	7.0022			
All engines	ext.thread M 14 x 1, 5 mm		7.6015		
All engines	ext.thread M 12 x 1 mm		7.6019		
All engines				7.1000 T20	

ENGINE			
2.5 TD	Diesel	70	07/90-03/94 8140.27

Engine	Information	S10	T10	T20 - T23	T22 - T25
All engines	-> 01/11/91, ->eng. 0963133	7.0000			
All engines	01/11/91 ->, eng.type 0963133 ->	7.0096			
All engines			7.6015	7.1000 T20	

ENGINE			
2.5 TD 4x4	Diesel	70	09/86-05/94 8140.27

Engine	Information	S10	T10	T20 - T23	T22 - T25
All engines	->eng. 0963133	7.0000			
All engines	eng.type 0963133 ->	7.0096			
All engines			7.6015	7.1000 T20	

DUCATO II

ENGINE			
1.9 D	Diesel	50	04/98-04/02 D9B, D9B (XUD9A), DJY

Engine	Information	S10	T10	T20 - T23	T22 - T25
All engines	-> 01/10/98, ->ch. 5619178	7.0116			
All engines	01/10/98 ->, ch. 5619178 ->	7.0130			
All engines	->ch. 5960455		7.6099		
Eng. DJY	ch. 5960455 ->		7.6217		
All engines	pole nr. 2, see connection type			7.1066, 7.1108	T20
All engines	pole nr. 3			7.1069	T20
All engines	with cable			7.1147	T20

ENGINE			
1.9 D	Diesel	51	03/94-04/02 230 A2.000

Engine	Information	S10	T10	T20 - T23	T22 - T25
All engines		7.0096	7.6099		
All engines	pole nr. 2, see connection type			7.1066, 7.1108	T20
All engines	pole nr. 3			7.1069	T20
All engines	with cable			7.1147	T20

ENGINE			
1.9 D Combinato	Diesel	51	06/95-04/02 230 A2.000

Engine	Information	S10	T10	T20 - T23	T22 - T25
All engines		7.0096	7.6099		
All engines	pole nr. 2, see connection type			7.1066, 7.1108	T20
All engines	pole nr. 3			7.1069	T20
All engines	with cable			7.1147	T20

S10	OIL PRESSURE WARNING LIGHT SWITCH	T10	REVERSING LIGHT SWITCH	T20	BRAKE LIGHT SWITCH
T22	SWITCH CLUTCH CONTROL (CRUISE CONTROL)	T23	SWITCH BRAKE ACTUATION (ENGINE TIMING)	T25	SWITCH CLUTCH CONTROL (ENGINE CONTROL)

FUNCTIONS ON THE VEHICLE

Vehicle	alim.	kW	Date	Engine	 S10	 T10	 T20 - T23	 T22 - T25
---------	-------	----	------	--------	---	---	--	---

ENGINE				
1.9 TD	Diesel	60	03/94-04/02	230 A3.000

Engine	Information	S10	T10	T20 - T23	T22 - T25
All engines		7.0096	7.6099		
All engines	->ch. 5029100, LHD			7.1066	T20
All engines	ch. 5029100 ->, LHD			7.1069	T20
All engines	ch. 5017795 ->, RHD			7.1147	T20

ENGINE				
1.9 TD	Diesel	66	04/98-04/02	DHX (XUD9TF/L)

Engine	Information	S10	T10	T20 - T23	T22 - T25
All engines	-> 01/10/98	7.0116			
All engines	01/10/98 ->	7.0130			
All engines			7.6099	7.1069	T20

ENGINE				
1.9 TD CAT	Diesel	59	08/94-04/02	230 A4.000

Engine	Information	S10	T10	T20 - T23	T22 - T25
All engines		7.0096	7.6099		
All engines	->ch. 5029100, LHD			7.1066	T20
All engines	ch. 5029100 ->, LHD			7.1069	T20
All engines	ch. 5017795 ->, RHD			7.1147	T20

ENGINE				
1.9 TD Combinato	Diesel	59	08/94-04/02	230 A4.000

Engine	Information	S10	T10	T20 - T23	T22 - T25
All engines		7.0096	7.6099		
All engines	->ch. 5029100, LHD			7.1066	T20
All engines	ch. 5029100 ->, LHD			7.1069	T20
All engines	ch. 5017795 ->, RHD			7.1147	T20

ENGINE				
1.9 TD Panorama/Combinato	Diesel	60	03/94-04/02	230 A3.000

Engine	Information	S10	T10	T20 - T23	T22 - T25
All engines		7.0096	7.6099		
All engines	->ch. 5029100, LHD			7.1066	T20
All engines	ch. 5029100 ->, LHD			7.1069	T20
All engines	ch. 5017795 ->, RHD			7.1147	T20

ENGINE				
2.0	Petrol	74	06/94-12/95	--

Engine	Information	S10	T10	T20 - T23	T22 - T25
All engines	-> 01/10/98	7.0116			
All engines	01/10/98 ->	7.0130			
All engines			7.6099		
All engines	->ch. 5029100, ->ch. 5741637, LHD, RHD			7.1066	T20
All engines	->ch. 5741637, ch. 5029100 ->, LHD			7.1068	T20
All engines	ch. 5741637 ->, LHD			7.1108	T20
All engines	ch. 5741637 ->, RHD			7.1147	T20

ENGINE				
2.0	Petrol	80	03/94-04/02	RFW

Engine	Information	S10	T10	T20 - T23	T22 - T25
All engines	-> 01/10/98	7.0116			
All engines	01/10/98 ->	7.0130			
All engines			7.6099		
All engines	->ch. 5029100, ->ch. 5741637, LHD, RHD			7.1066	T20
All engines	->ch. 5741637, ch. 5029100 ->, LHD			7.1068	T20
All engines	ch. 5741637 ->, LHD			7.1108	T20
All engines	ch. 5741637 ->, RHD			7.1147	T20

ENGINE				
2.0	Petrol	81	04/02->	RFL, RFL (XU10J2U)

Engine	Information	S10	T10	T20 - T23	T22 - T25
Eng. RFL	spanner size 21, switch press. 0.5 bar, thread M16x1.5	7.0130			
Eng. RFL			7.6217		
Eng. RFL	+cruise control			7.1161	T20
Eng. RFL	COL:white, -cruise control			7.1179	T20
Eng. RFL (XU10J2U)					7.1170 T22

S10 OIL PRESSURE WARNING LIGHT SWITCH	T10 REVERSING LIGHT SWITCH	T20 BRAKE LIGHT SWITCH
T22 SWITCH CLUTCH CONTROL (CRUISE CONTROL)	T23 SWITCH BRAKE ACTUATION (ENGINE TIMING)	T25 SWITCH CLUTCH CONTROL (ENGINE CONTROL)

FUNCTIONS ON THE VEHICLE

Vehicle	alim.	kW	Date	Engine	 S10	 T10	 T20 - T23	 T22 - T25
---------	-------	----	------	--------	---	---	--	---

				ENGINE
2.0 4x4	Petrol	80	11/94-04/02	RFW

Engine	Information	S10	T10	T20 - T23	T22 - T25
All engines	-> 01/10/98	7.0116			
All engines	01/10/98 ->	7.0130			
All engines			7.6099		
All engines	->ch. 5029100, ->ch. 5741637, LHD, RHD			7.1066	T20
All engines	->ch. 5741637, ch. 5029100 ->, LHD			7.1068	T20
All engines	ch. 5741637 ->, LHD			7.1108	T20
All engines	ch. 5741637 ->, RHD			7.1147	T20

				ENGINE
2.0 4x4	Petrol	81	05/02-07/06	RFL, RFL (XU10J2U)

Engine	Information	S10	T10	T20 - T23	T22 - T25
All engines	spanner size 21, switch press. 0.5 bar, thread M16x1.5	7.0130			
Eng. RFL			7.6217		
Eng. RFL	+cruise control			7.1161	T20
Eng. RFL	COL:white, -cruise control			7.1179	T20
All engines					7.1170 T22

				ENGINE
2.0 Bipower	Petrol/ Natural Gas (CNG)	81	11/02->	RFL, RFL (XU10J2U)

Engine	Information	S10	T10	T20 - T23	T22 - T25
Eng. RFL	spanner size 21, switch press. 0.5 bar, thread M16x1.5	7.0130			
Eng. RFL			7.6217		
Eng. RFL	+cruise control			7.1161	T20
Eng. RFL	COL:white, -cruise control			7.1179	T20
Eng. RFL (XU10J2U)					7.1170 T22

				ENGINE
2.0 JTD	Diesel	62	07/01->	RHV, RHV (DW10)

Engine	Information	S10	T10	T20 - T23	T22 - T25
All engines	spanner size 21, switch press. 0.5 bar, thread M16x1.5	7.0130			
All engines			7.6217		
All engines	+cruise control, pole nr. 4			7.1161	T20
All engines	COL:white, -cruise control, pole nr. 2			7.1179	T20
Eng. RHV (DW10)					7.1170 T22

				ENGINE
2.0 LPG	Petrol/ Petro- leum Gas (LPG)	71	12/01-10/04	RFL

Engine	Information	S10	T10	T20 - T23	T22 - T25
All engines	spanner size 21, switch press. 0.5 bar, thread M16x1.5	7.0130			
All engines			7.6217		
All engines	+cruise control			7.1161	T20
All engines	COL:white, -cruise control			7.1179	T20

				ENGINE
2.0 Natural Power	CNG	80	06/03-07/12	RFLCNG

Engine	Information	S10	T10	T20 - T23	T22 - T25
All engines	spanner size 21, switch press. 0.5 bar, thread M16x1.5	7.0130			
All engines			7.6217		
All engines	+cruise control			7.1161	T20
All engines	COL:white, -cruise control			7.1179	T20

				ENGINE
2.0 Panorama/Combinato	Petrol	80	03/94-04/02	RFW

Engine	Information	S10	T10	T20 - T23	T22 - T25
All engines	-> 01/10/98	7.0116			
All engines	01/10/98 ->	7.0130			
All engines			7.6099		
All engines	->ch. 5029100, ->ch. 5741637, LHD, RHD			7.1066	T20
All engines	->ch. 5741637, ch. 5029100 ->, LHD			7.1068	T20
All engines	ch. 5741637 ->, LHD			7.1108	T20
All engines	ch. 5741637 ->, RHD			7.1147	T20

S10 OIL PRESSURE WARNING LIGHT SWITCH	T10 REVERSING LIGHT SWITCH	T20 BRAKE LIGHT SWITCH
T22 SWITCH CLUTCH CONTROL (CRUISE CONTROL)	T23 SWITCH BRAKE ACTUATION (ENGINE TIMING)	T25 SWITCH CLUTCH CONTROL (ENGINE CONTROL)

FUNCTIONS ON THE VEHICLE

Vehicle	alim.	kW	Date	Engine	 S10	 T10	 T20 - T23	 T22 - T25
---------	-------	----	------	--------	---	---	--	---

				ENGINE
2.3 JTD	Diesel	81	04/02->	F1AE0481C

Engine	Information	S10	T10	T20 - T23	T22 - T25
All engines	thread M14x1.5	7.0129			
All engines			7.6217		7.1170 T22
All engines	+cruise control			7.1161 T20	
All engines	COL:white, -cruise control			7.1179 T20	

				ENGINE
2.5 D	Diesel	62	03/94-04/02	8140.67

Engine	Information	S10	T10	T20 - T23	T22 - T25
All engines		7.0096	7.6099		
All engines	->ch. 5029100, LHD			7.1066 T20	
All engines	ch. 5029100 ->, LHD			7.1069 T20	
All engines	ch. 5017795 ->, RHD			7.1147 T20	

				ENGINE
2.5 D 4x4	Diesel	62	03/94-04/02	8140.67

Engine	Information	S10	T10	T20 - T23	T22 - T25
All engines		7.0096	7.6099		
All engines	->ch. 5029100, LHD			7.1066 T20	
All engines	ch. 5029100 ->, LHD			7.1069 T20	
All engines	ch. 5017795 ->, RHD			7.1147 T20	

				ENGINE
2.5 D Combinato	Diesel	62	08/94-04/02	8140.67

Engine	Information	S10	T10	T20 - T23	T22 - T25
All engines		7.0096	7.6099		
All engines	->ch. 5029100, LHD			7.1066 T20	
All engines	ch. 5029100 ->, LHD			7.1069 T20	
All engines	ch. 5017795 ->, RHD			7.1147 T20	

				ENGINE
2.5 TD	Diesel	80	06/94-08/98	8140.47

Engine	Information	S10	T10	T20 - T23	T22 - T25
All engines		7.0096	7.6099		
All engines	->ch. 5029100, LHD			7.1066 T20	
All engines	ch. 5029100 ->, LHD			7.1069 T20	
All engines	ch. 5017795 ->, RHD			7.1147 T20	

				ENGINE
2.5 TD	Diesel	85	06/94-09/01	8140.47

Engine	Information	S10	T10	T20 - T23	T22 - T25
All engines		7.0096	7.6099		
All engines	->ch. 5029100, LHD			7.1066 T20	
All engines	ch. 5029100 ->, LHD			7.1069 T20	
All engines	ch. 5017795 ->, RHD			7.1147 T20	

				ENGINE
2.5 TD 4x4	Diesel	80	11/94-04/98	8140.47

Engine	Information	S10	T10	T20 - T23	T22 - T25
All engines		7.0096	7.6099		
All engines	->ch. 5029100, LHD			7.1066 T20	
All engines	ch. 5029100 ->, LHD			7.1069 T20	
All engines	ch. 5017795 ->, RHD			7.1147 T20	

				ENGINE
2.5 TD 4x4	Diesel	85	06/94-09/01	8140.47


Engine	Information	S10	T10	T20 - T23	T22 - T25
All engines		7.0096	7.6099		
All engines	->ch. 5029100, LHD			7.1066 T20	
All engines	ch. 5029100 ->, LHD			7.1069 T20	
All engines	ch. 5017795 ->, RHD			7.1147 T20	

				ENGINE
2.5 TDI	Diesel	80	03/94-04/02	8140.47R

Engine	Information	S10	T10	T20 - T23	T22 - T25
All engines		7.0096	7.6099	7.1066 T20	

S10 OIL PRESSURE WARNING LIGHT SWITCH	T10 REVERSING LIGHT SWITCH	T20 BRAKE LIGHT SWITCH
T22 SWITCH CLUTCH CONTROL (CRUISE CONTROL)	T23 SWITCH BRAKE ACTUATION (ENGINE TIMING)	T25 SWITCH CLUTCH CONTROL (ENGINE CONTROL)

FUNCTIONS ON THE VEHICLE

Vehicle	alim.	kW	Date	Engine	 S10	 T10	 T20 - T23	 T22 - T25
---------	-------	----	------	--------	---	---	--	---

ENGINE				
2.5 TDI	Diesel	85	03/94-04/02	8140.47

Engine	Information	S10	T10	T20 - T23	T22 - T25
All engines		7.0096	7.6099		
All engines	->ch. 5029100, LHD			7.1066 T20	
All engines	ch. 5029100 ->, LHD			7.1069 T20	
All engines	ch. 5017795 ->, RHD			7.1147 T20	

ENGINE				
2.5 TDI 4x4	Diesel	85	04/97-04/02	8140.47

Engine	Information	S10	T10	T20 - T23	T22 - T25
All engines		7.0096	7.6099		
All engines	->ch. 5029100, LHD			7.1066 T20	
All engines	ch. 5029100 ->, LHD			7.1069 T20	
All engines	ch. 5017795 ->, RHD			7.1147 T20	

ENGINE				
2.5 TDI Combinato	Diesel	80	08/94-04/02	8140.47R

Engine	Information	S10	T10	T20 - T23	T22 - T25
All engines		7.0096	7.6099	7.1066 T20	

ENGINE				
2.5 TDI Panorama/ Combinato	Diesel	80	07/94-04/02	8140.47R

Engine	Information	S10	T10	T20 - T23	T22 - T25
All engines		7.0096	7.6099	7.1066 T20	

ENGINE				
2.5 TDI Panorama/ Combinato	Diesel	85	03/94-04/02	8140.47

Engine	Information	S10	T10	T20 - T23	T22 - T25
All engines		7.0096	7.6099		
All engines	->ch. 5029100, LHD			7.1066 T20	
All engines	ch. 5029100 ->, LHD			7.1069 T20	
All engines	ch. 5017795 ->, RHD			7.1147 T20	

ENGINE				
2.8 D	Diesel	64	02/98-04/02	8140.63

Engine	Information	S10	T10	T20 - T23	T22 - T25
All engines		7.0096	7.6099		
All engines	->ch. 5741637			7.1069 T20	
All engines	ch. 5741637 ->, LHD			7.1108 T20	
All engines	ch. 5741637 ->, RHD			7.1147 T20	

ENGINE				
2.8 D 4x4	Diesel	64	08/98-04/02	8140.63

Engine	Information	S10	T10	T20 - T23	T22 - T25
All engines		7.0096	7.6099		
All engines	->ch. 5741637			7.1069 T20	
All engines	ch. 5741637 ->, LHD			7.1108 T20	
All engines	ch. 5741637 ->, RHD			7.1147 T20	

ENGINE				
2.8 iDTD 4x4	Diesel	90	05/98-09/01	8140.43

Engine	Information	S10	T10	T20 - T23	T22 - T25
All engines		7.0096	7.6099		
All engines	->ch. 5741637			7.1069 T20	
All engines	ch. 5741637 ->, LHD			7.1108 T20	
All engines	ch. 5741637 ->, RHD			7.1147 T20	

ENGINE				
2.8 JTD	Diesel	107	04/04-07/06	8140.43S

Engine	Information	S10	T10	T20 - T23	T22 - T25
All engines		7.0096	7.6217		
All engines	+cruise control			7.1161 T20	
All engines	COL:white, -cruise control			7.1179 T20	

ENGINE				
2.8 JTD	Diesel	90	11/03-07/06	8140.43

Engine	Information	S10	T10	T20 - T23	T22 - T25
All engines		7.0096	7.6217		7.1170 T22
All engines	+cruise control			7.1161 T20	

S10 OIL PRESSURE WARNING LIGHT SWITCH	T10 REVERSING LIGHT SWITCH	T20 BRAKE LIGHT SWITCH
T22 SWITCH CLUTCH CONTROL (CRUISE CONTROL)	T23 SWITCH BRAKE ACTUATION (ENGINE TIMING)	T25 SWITCH CLUTCH CONTROL (ENGINE CONTROL)

FUNCTIONS ON THE VEHICLE

Vehicle	alim.	kW	Date	Engine	 S10	 T10	 T20 - T23	 T22 - T25
---------	-------	----	------	--------	---	---	--	---

				ENGINE
2.8 JTD	Diesel	90	11/03-07/06	8140.43

Engine	Information	S10	T10	T20 - T23	T22 - T25
All engines	COL:white, -cruise control			7.1179 T20	

				ENGINE
2.8 JTD	Diesel	94	11/00->	8140.43S

Engine	Information	S10	T10	T20 - T23	T22 - T25
All engines		7.0096	7.6217		
All engines	->ch. 6144126, 6144101			7.1108 T20	
All engines	+cruise control			7.1161 T20	
All engines	ch. 6144126, 6144101 ->, COL:white, -cruise control			7.1179 T20	
All engines	01/04/02 ->				7.1170 T22
All engines	-> 01/04/02, ch. 6144126, 6144101 ->				7.1196 T22

				ENGINE
2.8 JTD 4x4	Diesel	94	11/00->	8140.43S

Engine	Information	S10	T10	T20 - T23	T22 - T25
All engines		7.0096			
All engines	no specific info conc. application available		7.6217		
All engines	->ch. 6144126, 6144101			7.1108 T20	
All engines	+cruise control			7.1161 T20	
All engines	ch. 6144126, 6144101 ->, COL:white, -cruise control			7.1179 T20	
All engines	01/04/02 ->				7.1170 T22
All engines	-> 01/04/02, ch. 6144126, 6144101 ->				7.1196 T22

				ENGINE
2.8 JTD Power	Diesel	107	05/04->	8140.43S

Engine	Information	S10	T10	T20 - T23	T22 - T25
All engines		7.0096	7.6217		
All engines	+cruise control			7.1161 T20	
All engines	COL:white, -cruise control			7.1179 T20	

				ENGINE
2.8 TD	Diesel	90	04/02-07/06	8140.43

Engine	Information	S10	T10	T20 - T23	T22 - T25
All engines		7.0096	7.6217		7.1170 T22
All engines	+cruise control			7.1161 T20	
All engines	COL:white, -cruise control			7.1179 T20	

				ENGINE
2.8 TD 4x4	Diesel	64	05/98-11/01	8140.63

Engine	Information	S10	T10	T20 - T23	T22 - T25
All engines		7.0096	7.6099		
All engines	->ch. 5741637			7.1069 T20	
All engines	ch. 5741637 ->, LHD			7.1108 T20	
All engines	ch. 5741637 ->, RHD			7.1147 T20	

				ENGINE
2.8 TD 4x4	Diesel	90	05/98-07/06	8140.43, 8140.43S





Engine	Information	S10	T10	T20 - T23	T22 - T25
All engines		7.0096			
Eng. 8140.43			7.6099		
Eng. 8140.43S			7.6217		
Eng. 8140.43	->ch. 5741637			7.1069 T20	
Eng. 8140.43	ch. 5741637 ->, LHD			7.1108 T20	
Eng. 8140.43	ch. 5741637 ->, RHD			7.1147 T20	
Eng. 8140.43S	+cruise control			7.1161 T20	
Eng. 8140.43S	COL:white, -cruise control			7.1179 T20	

				ENGINE
2.8 TDI	Diesel	90	10/97-04/02	8140.43

Engine	Information	S10	T10	T20 - T23	T22 - T25
All engines		7.0096	7.6099		
All engines	->ch. 5741637			7.1069 T20	
All engines	ch. 5741637 ->, LHD			7.1108 T20	
All engines	ch. 5741637 ->, RHD			7.1147 T20	

S10 OIL PRESSURE WARNING LIGHT SWITCH	T10 REVERSING LIGHT SWITCH	T20 BRAKE LIGHT SWITCH
T22 SWITCH CLUTCH CONTROL (CRUISE CONTROL)	T23 SWITCH BRAKE ACTUATION (ENGINE TIMING)	T25 SWITCH CLUTCH CONTROL (ENGINE CONTROL)

FUNCTIONS ON THE VEHICLE

Vehicle	alim.	kW	Date	Engine	 S10	 T10	 T20 - T23	 T22 - T25
---------	-------	----	------	--------	---	---	--	---

				ENGINE
2.8 TDI 4x4	Diesel	90	06/99-04/02	8140.43

Engine	Information	S10	T10	T20 - T23	T22 - T25
All engines		7.0096	7.6099		
All engines	->ch. 5741637			7.1069	T20
All engines	ch. 5741637 ->, LHD			7.1108	T20
All engines	ch. 5741637 ->, RHD			7.1147	T20

DUCATO III

				ENGINE
100 Multijet 2,2 D	Diesel	74	07/06->	4HV, 4HV (P22DTE)

Engine	Information	S10	T10	T20 - T23	T22 - T25
Eng. 4HV (P22DTE)		7.0096			
Eng. 4HV			7.6217	7.1161	T20 7.1170 T22

				ENGINE
110 Multijet 2,3 D	Diesel	82	08/06->	F1AE0481D, F1AE3481G

Engine	Information	S10	T10	T20 - T23	T22 - T25
All engines	thread M14x1.5	7.0129			
All engines			7.6217	7.1161	T20
Eng. F1AE3481G			7.6249	7.1247	T20

				ENGINE
110 Multijet 2,3 D	Diesel	83	10/11->	F1AE3481G

Engine	Information	S10	T10	T20 - T23	T22 - T25
All engines	thread M14x1.5	7.0129			
All engines			7.6249	7.1247	T20
All engines	euro 4 (D4), -start-stop function				7.1170 T22

				ENGINE
115 Multijet 2,0 D	Diesel	85	06/11->	250 A1.000, 250 A2.000

Engine	Information	S10	T10	T20 - T23	T22 - T25
All engines	COL:black, switch press. 0.30-0.60 bar, thread M14x1.5, without cable	7.0096			
All engines	thread M14x1.5	7.0129			
All engines			7.6249	7.1247	T20
Eng. 250 A2.000	-start-stop function				7.1170 T22
All engines	-start-stop function				7.1170 T25

				ENGINE
120 Multijet 2,3 D	Diesel	88	07/06->	F1AE0481D, FPT

Engine	Information	S10	T10	T20 - T23	T22 - T25
All engines	thread M14x1.5	7.0129			
All engines	COL:white, -seq/Man		7.6217		
Eng. FPT	COL:black, seq/Man		7.6249		
All engines	see connection type			7.1161	T20
Eng. FPT	see connection type			7.1247	T20
All engines	-start-stop function				7.1170 T22
Eng. F1AE0481D					7.1170 T25

				ENGINE
120 Multijet 2,3 D 4x4	Diesel	88	03/10->	F1AE0481D

Engine	Information	S10	T10	T20 - T23	T22 - T25
All engines		7.0129			
All engines	COL:white, -seq/Man		7.6217		
All engines	COL:black, seq/Man		7.6249		
All engines	see connection type			7.1161, 7.1247	T20
All engines	-start-stop function				7.1170 T22

				ENGINE
130 Multijet 2,3 D	Diesel	93	08/06->	F1AE0481T

Engine	Information	S10	T10	T20 - T23	T22 - T25
All engines	thread M14x1.5	7.0129			
All engines	COL:white, -seq/Man		7.6217		
All engines	COL:black, seq/Man		7.6249		
All engines	see connection type			7.1161, 7.1247	T20
All engines	-start-stop function				7.1170 T22
All engines					7.1170 T25

S10 OIL PRESSURE WARNING LIGHT SWITCH	T10 REVERSING LIGHT SWITCH	T20 BRAKE LIGHT SWITCH
T22 SWITCH CLUTCH CONTROL (CRUISE CONTROL)	T23 SWITCH BRAKE ACTUATION (ENGINE TIMING)	T25 SWITCH CLUTCH CONTROL (ENGINE CONTROL)

FUNCTIONS ON THE VEHICLE

Vehicle	alim.	kW	Date	Engine	 S10	 T10	 T20 - T23	 T22 - T25
---------	-------	----	------	--------	---	---	--	---

ENGINE				
130 Multijet 2,3 D	Diesel	96	07/06->	F1AE0481N, F1AE3481D, F1AGL411D

Engine	Information	S10	T10	T20 - T23	T22 - T25
All engines	euro 5, euro 6, thread M14x1.5	7.0129			
All engines	COL:white, man 6 speed, -seq/Man		7.6217		
All engines	6-Speed manual transmission, operated automatically, COL:black, seq/Man		7.6249		
Eng. F1AE0481N, F1AGL411D	see connection type			7.1161 T20	
All engines	see connection type			7.1247 T20	
Eng. F1AE0481N, F1AGL411D	-start-stop function				7.1170 T22
All engines	-start-stop function				7.1170 T25

ENGINE				
140 Natural Power	CNG	100	04/09->	F1CE0441A, F1CE0441AC-NG, F1CFA401A

Engine	Information	S10	T10	T20 - T23	T22 - T25
All engines	thread M14x1.5	7.0129			
All engines			7.6249		
Eng. F1CE0441ACNG, F1CFA401A				7.1161 T20	7.1170 T25
Eng. F1CE0441A, F1CFA401A				7.1247 T20	
Eng. F1CE0441A					7.1170 T22

ENGINE				
150 Multijet 2,3 D	Diesel	109	06/11->	F1AE3481E

Engine	Information	S10	T10	T20 - T23	T22 - T25
All engines	thread M14x1.5	7.0129			
All engines	man 6 speed		7.6217		
All engines	6-Speed manual transmission, operated automatically		7.6249		
All engines				7.1247 T20	
All engines	-start-stop function				7.1170 T25

ENGINE				
150 Multijet 2,3 D	Diesel	110	04/15->	F1AGL411A, F1AGL411C

Engine	Information	S10	T10	T20 - T23	T22 - T25
All engines	thread M14x1.5	7.0129			
All engines	COL:white, -seq/Man		7.6217		
All engines	COL:black, seq/Man		7.6249		
All engines	see connection type			7.1161, 7.1247 T20	
All engines	-start-stop function				7.1170 T22

ENGINE				
150 Multijet 3,0 D	Diesel	107	04/10->	F1CE3481N

Engine	Information	S10	T10	T20 - T23	T22 - T25
All engines	-start-stop function				7.1170 T22

ENGINE				
160 Multijet 3,0 D	Diesel	115	07/06->	F1CE0481D, F1CE3481M

Engine	Information	S10	T10	T20 - T23	T22 - T25
All engines	thread M14x1.5	7.0129			
All engines			7.6249		
All engines	-> 01/06/10, see connection type			7.1161 T20	
All engines	01/07/10 ->, see connection type			7.1247 T20	
All engines	-start-stop function				7.1170 T22
Eng. F1CE0481D	-start-stop function				7.1170 T25

ENGINE				
160 Multijet 3,0 D	Diesel	116	07/06->	F1CE0481D, F1CE3481M





Engine	Information	S10	T10	T20 - T23	T22 - T25
All engines	thread M14x1.5	7.0129			
All engines			7.6249		
All engines	see connection type			7.1161 T20	
Eng. F1CE3481M	see connection type			7.1247 T20	
All engines	-start-stop function				7.1170 T22

ENGINE				
180 Multijet 2,3 D	Diesel	130	12/15->	F1AGL411B

Engine	Information	S10	T10	T20 - T23	T22 - T25
All engines	euro 5, euro 6, thread M14x1.5	7.0129			
All engines	COL:white, -seq/Man		7.6217		

S10 OIL PRESSURE WARNING LIGHT SWITCH	T10 REVERSING LIGHT SWITCH	T20 BRAKE LIGHT SWITCH
T22 SWITCH CLUTCH CONTROL (CRUISE CONTROL)	T23 SWITCH BRAKE ACTUATION (ENGINE TIMING)	T25 SWITCH CLUTCH CONTROL (ENGINE CONTROL)

FUNCTIONS ON THE VEHICLE

Vehicle	alim.	kW	Date	Engine	 S10	 T10	 T20 - T23	 T22 - T25
---------	-------	----	------	--------	---	---	--	---

				ENGINE
180 Multijet 2,3 D	Diesel	130	12/15->	F1AGL411B

Engine	Information	S10	T10	T20 - T23	T22 - T25
All engines	COL:black, seq/Man		7.6249		
All engines	see connection type			7.1161, 7.1247	T20
All engines	-start-stop function				7.1170 T22

				ENGINE
180 Multijet 3,0 D	Diesel	130	06/11->	F1CE3481E

Engine	Information	S10	T10	T20 - T23	T22 - T25
All engines	thread M14x1.5	7.0129			
All engines	man 6 speed		7.6249		
All engines				7.1161, 7.1247	T20
All engines	-start-stop function				7.1170 T25

				ENGINE
2.0	Diesel	85	01/14->	--

Engine	Information	S10	T10	T20 - T23	T22 - T25
All engines		7.0096		7.1247	T20
All engines	see connection type		7.6217, 7.6249		

				ENGINE
2.3	Diesel	95	01/14->	--

Engine	Information	S10	T10	T20 - T23	T22 - T25
All engines		7.0129		7.1247	T20
All engines	see connection type		7.6217, 7.6249		

				ENGINE
2.3 Multijet	Diesel	93	01/07-07/14	F1AE0481N

Engine	Information	S10	T10	T20 - T23	T22 - T25
All engines	thread M14x1.5	7.0129			
All engines			7.6217		7.1170 T25
All engines	-> 01/05/11			7.1161	T20
All engines	01/06/11 ->			7.1247	T20

				ENGINE
3.0	Diesel	130	01/14->	--

Engine	Information	S10	T10	T20 - T23	T22 - T25
All engines		7.0129		7.1247	T20
All engines	see connection type		7.6217, 7.6249		

				ENGINE
3.0 Multijet	Diesel	107	04/10-07/14	F1CE3481N

Engine	Information	S10	T10	T20 - T23	T22 - T25
All engines	thread M14x1.5	7.0129			
All engines			7.6249	7.1161	T20

DUNA

				ENGINE
1.7 DS	Diesel	44	01/87-12/91	149 B3.000


Engine	Information	S10	T10	T20 - T23	T22 - T25
All engines		7.0000	7.6038		
All engines	->VET. 3396278, 3423521			7.1000	T20
All engines	VET. 3396278, 3423521 ->			7.1066	T20

				ENGINE
60 1.1	Petrol	43	01/87-12/91	146 A6.000

Engine	Information	S10	T10	T20 - T23	T22 - T25
All engines	-> 01/02/91	7.0000			
All engines	01/02/91 ->	7.0096			
All engines			7.6038		
All engines	->VET. 3396767, 3423425, pole nr. 2			7.1000	T20
All engines	->VET. 3396767, 3423425, pole nr. 4			7.1049	T20
All engines	pole nr. 2, VET. 3396767, 3423425 ->			7.1066	T20
All engines	pole nr. 3, VET. 3396767, 3423425 ->			7.1067	T20

S10	OIL PRESSURE WARNING LIGHT SWITCH	T10	REVERSING LIGHT SWITCH	T20	BRAKE LIGHT SWITCH
T22	SWITCH CLUTCH CONTROL (CRUISE CONTROL)	T23	SWITCH BRAKE ACTUATION (ENGINE TIMING)	T25	SWITCH CLUTCH CONTROL (ENGINE CONTROL)

FUNCTIONS ON THE VEHICLE

Vehicle	alim.	kW	Date	Engine	 S10	 T10	 T20 - T23	 T22 - T25
---------	-------	----	------	--------	---	---	--	---

ENGINE				
70 1.3	Petrol	49	01/87-12/91	146 A5.000

Engine	Information	S10	T10	T20 - T23	T22 - T25
All engines	-> 01/02/91	7.0000			
All engines	01/02/91 ->	7.0096			
All engines			7.6038		
All engines	->VET. 3396767, 3423425, pole nr. 2			7.1000	T20
All engines	->VET. 3396767, 3423425, pole nr. 4			7.1049	T20
All engines	pole nr. 2, VET. 3396767, 3423425 ->			7.1066	T20
All engines	pole nr. 3, VET. 3396767, 3423425 ->			7.1067	T20

ELBA				
ENGINE				
1.3	Petrol	49	04/91-02/95	146 A5.000

Engine	Information	S10	T10	T20 - T23	T22 - T25
All engines		7.0096	7.6038	7.1066	T20

ENGINE				
1.4	Petrol	49	10/93-02/95	146 D5.000

Engine	Information	S10	T10	T20 - T23	T22 - T25
All engines		7.0096	7.6067	7.1066	T20

ENGINE				
1.5	Petrol	49	01/92-12/96	149 C1.000

Engine	Information	S10	T10	T20 - T23	T22 - T25
All engines		7.0096	7.6038	7.1066	T20

ENGINE				
1.5	Petrol	55	01/92-12/96	149 C1.000

Engine	Information	S10	T10	T20 - T23	T22 - T25
All engines		7.0096	7.6038	7.1066	T20

ENGINE				
1.7 D	Diesel	42	04/91-10/97	146 B2.000

Engine	Information	S10	T10	T20 - T23	T22 - T25
All engines		7.0096		7.1066	T20
All engines	->ch. 5055671		7.6038		
All engines	ch. 5055671 ->		7.6067		

ENGINE				
1.7 D	Diesel	43	04/89-12/96	146 B2.000

Engine	Information	S10	T10	T20 - T23	T22 - T25
All engines		7.0096		7.1066	T20
All engines	->ch. 5055671		7.6038		
All engines	ch. 5055671 ->		7.6067		

FIORINO I

ENGINE				
1.0	Petrol	37	01/80-12/87	127 A.000

Engine	Information	S10	T10	T20 - T23	T22 - T25
All engines		7.0000		7.1000	T20
All engines	->ch. 2247295		7.6000		

ENGINE				
1.1 60	Petrol	40	11/86-04/88	146 A9.000

Engine	Information	S10	T10	T20 - T23	T22 - T25
All engines	-> 01/02/91	7.0000			
All engines	01/02/91 ->	7.0096			
All engines			7.6038		
All engines	->VET. 8083114			7.1000	T20
All engines	VET. 8083114 ->			7.1066	T20

ENGINE				
1.3	Petrol	49	12/87-08/93	146 A5.000

Engine	Information	S10	T10	T20 - T23	T22 - T25
All engines		7.0096	7.6038		
All engines	VET. 8635626 ->			7.1000	T20
All engines	->VET. 8635626			7.1066	T20

S10 OIL PRESSURE WARNING LIGHT SWITCH	T10 REVERSING LIGHT SWITCH	T20 BRAKE LIGHT SWITCH
T22 SWITCH CLUTCH CONTROL (CRUISE CONTROL)	T23 SWITCH BRAKE ACTUATION (ENGINE TIMING)	T25 SWITCH CLUTCH CONTROL (ENGINE CONTROL)

FUNCTIONS ON THE VEHICLE

Vehicle	alim.	kW	Date	Engine	 S10	 T10	 T20 - T23	 T22 - T25
---------	-------	----	------	--------	---	---	--	---

				ENGINE
1.3 D	Diesel	33	03/82-12/88	127 A5.000

Engine	Information	S10	T10	T20 - T23	T22 - T25
All engines	->VET. 8187816	7.0003			
All engines	see connection type		7.6000, 7.6038		
All engines	->VET. 8122869			7.1000	T20
All engines	VET. 8122869 ->			7.1066	T20

				ENGINE
1.5	Petrol	55	01/88-08/93	149 C1.000

Engine	Information	S10	T10	T20 - T23	T22 - T25
All engines	->eng. 8106769	7.0000			
All engines	eng.type 8106769 ->	7.0096			
All engines			7.6038		
All engines	->VET. 8083114			7.1000	T20
All engines	VET. 8083114 ->			7.1066	T20

				ENGINE
1.7 D	Diesel	44	12/87-12/90	149 B3.000

Engine	Information	S10	T10	T20 - T23	T22 - T25
All engines		7.0000	7.6038		
All engines	->VET. 3396278, 3423521			7.1000	T20
All engines	VET. 3396278, 3423521 ->			7.1066	T20

				ENGINE
1050	Petrol	37	01/80-12/87	127 A.000

Engine	Information	S10	T10	T20 - T23	T22 - T25
All engines		7.0000		7.1000	T20
All engines	->ch. 2247295		7.6000		

				ENGINE
900	Petrol	33	10/77-10/86	100 GL.000

Engine	Information	S10	T10	T20 - T23	T22 - T25
All engines		7.0000, 7.0060	7.6000	7.1000	T20

FIORINO II

				ENGINE
1.0 iE	Petrol	33	11/92-04/96	156 A2.246

Engine	Information	S10	T10	T20 - T23	T22 - T25
All engines	->eng. 3683628	7.0000			
All engines	eng.type 3683628 ->	7.0096			
All engines	ext.thread M 14 x 1, 5 mm		7.6038		
All engines	ext.thread M 18 x 1, 5 mm		7.6142		
All engines	pole nr. 2			7.1068	T20
All engines	pole nr. 3			7.1069	T20

				ENGINE
1.3	Petrol	49	01/88-12/94	146 A5.000

Engine	Information	S10	T10	T20 - T23	T22 - T25
All engines		7.0096	7.6038		
All engines	VET. 8635626 ->			7.1000	T20
All engines	->VET. 8635626			7.1066	T20

				ENGINE
1.4	Petrol	49	05/94-05/01	146 D5.000


Engine	Information	S10	T10	T20 - T23	T22 - T25
All engines		7.0096			
All engines	->VET. 8475116, RHD		7.6038		
All engines	LHD, RHD, VET. 8475116 ->		7.6067		
All engines	VET. 8635626 ->			7.1000	T20
All engines	->VET. 8635626			7.1066	T20

				ENGINE
1.4	Petrol	52	11/92-10/96	146 C5.000

Engine	Information	S10	T10	T20 - T23	T22 - T25
All engines		7.0096			
All engines	->VET. 8475116, RHD		7.6038		
All engines	LHD, RHD, VET. 8475116 ->		7.6067		
All engines	VET. 8635626 ->			7.1000	T20

S10 OIL PRESSURE WARNING LIGHT SWITCH	T10 REVERSING LIGHT SWITCH	T20 BRAKE LIGHT SWITCH
T22 SWITCH CLUTCH CONTROL (CRUISE CONTROL)	T23 SWITCH BRAKE ACTUATION (ENGINE TIMING)	T25 SWITCH CLUTCH CONTROL (ENGINE CONTROL)

FUNCTIONS ON THE VEHICLE

Vehicle	alim.	kW	Date	Engine	 S10	 T10	 T20 - T23	 T22 - T25
---------	-------	----	------	--------	---	---	--	---

ENGINE				
1.4	Petrol	52	11/92-10/96	146 C5.000

Engine	Information	S10	T10	T20 - T23	T22 - T25
All engines	->VET. 8635626			7.1066 T20	

ENGINE				
1.5 iE	Petrol	55	01/88-10/92	149 C1.000

Engine	Information	S10	T10	T20 - T23	T22 - T25
All engines	->eng. 8106769	7.0000			
All engines	eng.type 8106769 ->	7.0096			
All engines			7.6038		
All engines	->VET. 8083114			7.1000 T20	
All engines	VET. 8083114 ->			7.1066 T20	

ENGINE				
1.6	Petrol	55	01/94-05/01	146 C6.000, 146 D6.000

Engine	Information	S10	T10	T20 - T23	T22 - T25
All engines		7.0096	7.6067		
All engines	VET. 8635626 ->			7.1000 T20	
All engines	->VET. 8635626			7.1066 T20	

ENGINE				
1.7 D	Diesel	42	01/88-10/99	146 B2.000, 149 B4.046

Engine	Information	S10	T10	T20 - T23	T22 - T25
All engines	->VET. 8187816	7.0000			
All engines	VET. 8187816 ->	7.0096			
All engines	->ch. 8475739, RHD		7.6038		
All engines	ch. 8475739 ->, LHD, RHD		7.6067		
All engines	see connection type			7.1000, 7.1066 T20	

ENGINE				
1.7 D	Diesel	43	01/04->	146 B2.000

Engine	Information	S10	T10	T20 - T23	T22 - T25
All engines	->VET. 8187816	7.0000			
All engines	VET. 8187816 ->	7.0096			
All engines	->ch. 8475739, RHD		7.6038		
All engines	ch. 8475739 ->, LHD, RHD		7.6067		
All engines	see connection type			7.1000, 7.1066 T20	

ENGINE				
1.7 D	Diesel	44	01/88-10/99	146 B2.000, 149 B3.000

Engine	Information	S10	T10	T20 - T23	T22 - T25
All engines	->VET. 8187816	7.0000			
All engines	VET. 8187816 ->	7.0096			
All engines	->ch. 8475739, RHD		7.6038		
All engines	ch. 8475739 ->, LHD, RHD		7.6067		
All engines	see connection type			7.1000, 7.1066 T20	

ENGINE				
1.7 TD	Diesel	46	11/96-05/01	146 D7.000

Engine	Information	S10	T10	T20 - T23	T22 - T25
All engines		7.0096	7.6067		
All engines	ch. 8516710 ->			7.1000 T20	
All engines	->ch. 8516710			7.1066 T20	





ENGINE				
60 1.1	Petrol	40	05/88-12/93	146 A9.000

Engine	Information	S10	T10	T20 - T23	T22 - T25
All engines	-> 01/02/91	7.0000			
All engines	01/02/91 ->	7.0096			
All engines			7.6038		
All engines	->VET. 8083114			7.1000 T20	
All engines	VET. 8083114 ->			7.1066 T20	

ENGINE				
60 1.7 D	Diesel	42	05/88-10/96	146 B2.000

Engine	Information	S10	T10	T20 - T23	T22 - T25
All engines	->VET. 8187816	7.0000			
All engines	VET. 8187816 ->	7.0096			

S10 OIL PRESSURE WARNING LIGHT SWITCH	T10 REVERSING LIGHT SWITCH	T20 BRAKE LIGHT SWITCH
T22 SWITCH CLUTCH CONTROL (CRUISE CONTROL)	T23 SWITCH BRAKE ACTUATION (ENGINE TIMING)	T25 SWITCH CLUTCH CONTROL (ENGINE CONTROL)

				FUNCTIONS ON THE VEHICLE				
Vehicle	alim.	kW	Date	Engine	 S10	 T10	 T20 - T23	 T22 - T25

				ENGINE
60 1.7 D	Diesel	42	05/88-10/96	146 B2.000

Engine	Information	S10	T10	T20 - T23	T22 - T25
All engines	->ch. 8475739, RHD		7.6038		
All engines	ch. 8475739 ->, LHD, RHD		7.6067		
All engines	see connection type			7.1000, 7.1066	T20

				ENGINE
60 1.7 D	Diesel	44	05/88-05/00	149 B3.000

Engine	Information	S10	T10	T20 - T23	T22 - T25
All engines	->VET. 8187816	7.0000			
All engines	VET. 8187816 ->	7.0096			
All engines	->ch. 8475739, RHD		7.6038		
All engines	ch. 8475739 ->, LHD, RHD		7.6067		
All engines	see connection type			7.1000, 7.1066	T20

				ENGINE
65 1.7 TD	Diesel	46	01/97-05/01	146 D7.000

Engine	Information	S10	T10	T20 - T23	T22 - T25
All engines		7.0096	7.6067		
All engines	ch. 8516710 ->			7.1000	T20
All engines	->ch. 8516710			7.1066	T20

				ENGINE
70 1.3	Petrol	49	01/88-12/94	146 A5.000

Engine	Information	S10	T10	T20 - T23	T22 - T25
All engines		7.0096	7.6038		
All engines	VET. 8635626 ->			7.1000	T20
All engines	->VET. 8635626			7.1066	T20

				ENGINE
70 i.e. 1.4	Petrol	49	05/94-05/01	146 C5.000, 146 D5.000

Engine	Information	S10	T10	T20 - T23	T22 - T25
All engines		7.0096			
Eng. 146 D5.000	->VET. 8475116, RHD		7.6038		
All engines	LHD, RHD, VET. 8475116 ->		7.6067		
All engines	VET. 8635626 ->			7.1000	T20
All engines	->VET. 8635626			7.1066	T20

				ENGINE
75 i.e. 1.5	Petrol	55	05/88-12/93	149 C1.000

Engine	Information	S10	T10	T20 - T23	T22 - T25
All engines	->eng. 8106769	7.0000			
All engines	eng.type 8106769 ->	7.0096			
All engines			7.6038		
All engines	->VET. 8083114			7.1000	T20
All engines	VET. 8083114 ->			7.1066	T20

				ENGINE
75 i.e. 1.6	Petrol	55	10/93-05/01	146 C6.000, 146 D6.000

Engine	Information	S10	T10	T20 - T23	T22 - T25
All engines		7.0096	7.6067		
All engines	VET. 8635626 ->			7.1000	T20
All engines	->VET. 8635626			7.1066	T20

FIORINO III

				ENGINE
1.3 D Multijet	Diesel	55	11/07->	199 A2.000, 199 A9.000, 199A2.000/F

Engine	Information	S10	T10	T20 - T23	T22 - T25
All engines	COL:black, switch press. 0.30-0.60 bar, thread M14x1.5, without cable	7.0096			
Eng. 199A2.000/F	COL:blue	7.0163			
All engines	spanner size 22, thread M14x1.5		7.6067		
All engines	-> 31/12/15, COL:black, see connection type			7.1208	T20
Eng. 199A2.000/F	see connection type			7.1247	T20
All engines	RHD				7.1241 T22
All engines	LHD				7.1249 T22

S10 OIL PRESSURE WARNING LIGHT SWITCH	T10 REVERSING LIGHT SWITCH	T20 BRAKE LIGHT SWITCH
T22 SWITCH CLUTCH CONTROL (CRUISE CONTROL)	T23 SWITCH BRAKE ACTUATION (ENGINE TIMING)	T25 SWITCH CLUTCH CONTROL (ENGINE CONTROL)

FUNCTIONS ON THE VEHICLE

Vehicle	alim.	kW	Date	Engine	 S10	 T10	 T20 - T23	 T22 - T25
---------	-------	----	------	--------	---	---	--	---

ENGINE				
1.3 D Multijet	Diesel	59	03/15->	225 A2.000

Engine	Information	S10	T10	T20 - T23	T22 - T25
All engines	switch press. 0.2 bar, thread M10X1.0, UFI	7.0163			
All engines	spanner size 22, thread M14x1.5		7.6067		
All engines	COL:black, euro 4 (D4)			7.1208	T20
All engines	COL:blue, euro 5, euro 6			7.1247	T20
All engines	euro4/euro5				7.1249 T25

ENGINE				
1.3 D Multijet	Diesel	70	07/09->	199 B1.000, 330 A1.000

Engine	Information	S10	T10	T20 - T23	T22 - T25
All engines	COL:black, switch press. 0.30-0.60 bar, thread M14X1.5, without cable	7.0096			
Eng. 330 A1.000	COL:blue	7.0163			
All engines	spanner size 22, thread M14x1.5		7.6067		
All engines	-> 31/12/15, COL:black, euro 4 (D4), see connection type			7.1208	T20
All engines	COL:blue, euro 5, see connection type			7.1247	T20
Eng. 330 A1.000	RHD				7.1241 T22
Eng. 330 A1.000	LHD				7.1249 T22

ENGINE				
1.4	Petrol	54	11/07->	KFT, KFV

Engine	Information	S10	T10	T20 - T23	T22 - T25
All engines	spanner size 21, switch press. 0.5 bar, thread M16x1.5	7.0130			
All engines			7.6217		
All engines	COL:black			7.1208	T20
All engines	RHD				7.1241 T22
All engines	LHD				7.1249 T22

ENGINE				
1.4	Petrol	57	10/09->	350 A1.000

Engine	Information	S10	T10	T20 - T23	T22 - T25
All engines	COL:black, switch press. 0.30-0.60 bar, thread M14X1.5, without cable	7.0096			
All engines	spanner size 22, thread M18x1.5		7.6142		
All engines	COL:black			7.1208	T20
All engines	COL:blue			7.1247	T20
All engines					7.1249 T25

ENGINE				
1.4 Natural Power	Petrol/ Natural Gas (CNG)	51	06/08->	350A1000CNG

Engine	Information	S10	T10	T20 - T23	T22 - T25
All engines	COL:black, switch press. 0.30-0.60 bar, thread M14X1.5, without cable	7.0096			
All engines	spanner size 22, thread M18x1.5		7.6142		
All engines	COL:black			7.1208	T20
All engines	COL:blue			7.1247	T20
All engines					7.1249 T25

ENGINE				
1.4 Natural Power	Petrol/ Natural Gas (CNG)	57	06/08->	350 A1.000, 350A1000C-NG





Engine	Information	S10	T10	T20 - T23	T22 - T25
All engines	COL:black, switch press. 0.30-0.60 bar, thread M14X1.5, without cable	7.0096			
All engines	spanner size 22, thread M18x1.5		7.6142		
All engines	-> 31/12/15, COL:black, see connection type			7.1208	T20
Eng. 350 A1.000	see connection type			7.1247	T20
Eng. 350 A1.000	RHD				7.1241 T22
Eng. 350 A1.000	LHD				7.1249 T22

FREEMONT

ENGINE				
2.0 JTD	Diesel	100	08/11->	939 B5.000, 940 A5.000

Engine	Information	S10	T10	T20 - T23	T22 - T25
All engines	COL:black, FP Left Rear, FP Lower, FP Rear, FP right, switch press. 0.30-0.60 bar, thread M14X1.5, without cable	7.0096			

S10 OIL PRESSURE WARNING LIGHT SWITCH	T10 REVERSING LIGHT SWITCH	T20 BRAKE LIGHT SWITCH
T22 SWITCH CLUTCH CONTROL (CRUISE CONTROL)	T23 SWITCH BRAKE ACTUATION (ENGINE TIMING)	T25 SWITCH CLUTCH CONTROL (ENGINE CONTROL)

				FUNCTIONS ON THE VEHICLE				
Vehicle	alim.	kW	Date	Engine				
					S10	T10	T20 - T23	T22 - T25

FREEMONT

				ENGINE
2.0 JTD	Diesel	100	08/11->	939 B5.000, 940 A5.000

Engine	Information	S10	T10	T20 - T23	T22 - T25
All engines	COL:grey, FP Rear, FP right, FP Upper, switch press. 0.2 bar, thread M10X1.0, UFI	7.0163			
All engines	COL:black		7.6196		

				ENGINE
2.0 JTD	Diesel	103	08/11->	939 B5.000

Engine	Information	S10	T10	T20 - T23	T22 - T25
All engines	COL:black	7.0096	7.6196		
All engines	COL:grey	7.0163			

				ENGINE
2.0 JTD	Diesel	120	08/11->	939 B5.000

Engine	Information	S10	T10	T20 - T23	T22 - T25
All engines	COL:black	7.0096	7.6196		
All engines	COL:grey	7.0163			

				ENGINE
2.0 JTD	Diesel	125	08/11->	939 B5.000

Engine	Information	S10	T10	T20 - T23	T22 - T25
All engines	COL:black	7.0096			
All engines	COL:grey	7.0163			
All engines			7.6196		

				ENGINE
2.0 JTD 4x4	Diesel	120	08/11->	939 B5.000

Engine	Information	S10	T10	T20 - T23	T22 - T25
All engines	COL:black	7.0096	7.6196		
All engines	COL:grey	7.0163			

				ENGINE
2.0 JTD 4x4	Diesel	125	08/11->	939 B5.000

Engine	Information	S10	T10	T20 - T23	T22 - T25
All engines	COL:black	7.0096	7.6196		
All engines	COL:grey	7.0163			

				ENGINE
2.0 JTDM	Diesel	103	08/11->	940 A5.000

Engine	Information	S10	T10	T20 - T23	T22 - T25
All engines	COL:black, FP Left Rear, FP Lower, FP Rear, FP right, switch press. 0.30-0.60 bar, thread M14X1.5, without cable	7.0096			
All engines	FP Rear, FP right, FP Upper, switch press. 0.2 bar, thread M10X1.0, UFI	7.0163			
All engines			7.6196		

				ENGINE
2.0 JTDM	Diesel	120	08/11->	940A4000

Engine	Information	S10	T10	T20 - T23	T22 - T25
All engines	COL:black, FP Left Rear, FP Lower, FP Rear, FP right, switch press. 0.30-0.60 bar, thread M14X1.5, without cable	7.0096			
All engines	FP Rear, FP right, FP Upper, switch press. 0.2 bar, thread M10X1.0, UFI	7.0163			
All engines			7.6196		

				ENGINE
2.0 JTDM	Diesel	125	08/11->	940A4000

Engine	Information	S10	T10	T20 - T23	T22 - T25
All engines	COL:black, FP Left Rear, FP Lower, FP Rear, FP right, switch press. 0.30-0.60 bar, thread M14X1.5, without cable	7.0096			
All engines	FP Rear, FP right, FP Upper, switch press. 0.2 bar, thread M10X1.0, UFI	7.0163			
All engines			7.6196		

				ENGINE
2.4	Petrol	125	08/11->	ED3, EDG

Engine	Information	S10	T10	T20 - T23	T22 - T25
All engines			7.6196		

				ENGINE
3.6	Petrol	206	08/11->	ERB

Engine	Information	S10	T10	T20 - T23	T22 - T25
All engines	COL:black		7.6196		

S10	OIL PRESSURE WARNING LIGHT SWITCH	T10	REVERSING LIGHT SWITCH	T20	BRAKE LIGHT SWITCH
T22	SWITCH CLUTCH CONTROL (CRUISE CONTROL)	T23	SWITCH BRAKE ACTUATION (ENGINE TIMING)	T25	SWITCH CLUTCH CONTROL (ENGINE CONTROL)

Vehicle	alim.	kW	Date	Engine	 S10	 T10	 T20 - T23	 T22 - T25
---------	-------	----	------	--------	---	---	--	---

ENGINE				
3.6 4x4	Petrol	206	08/11->	ERB

Engine	Information	S10	T10	T20 - T23	T22 - T25
All engines			7.6196		

GRANDE PUNTO

ENGINE				
1.3 JTD Multijet	Diesel	55	02/06-06/13	199 A2.000

Engine	Information	S10	T10	T20 - T23	T22 - T25
All engines	COL:black, switch press. 0.30-0.60 bar, thread M14x1.5, without cable	7.0096			
All engines	spanner size 22, thread M14x1.5		7.6067		
All engines	-> 01/07/08, COL:black			7.1208	T20
All engines	01/08/08 ->, COL:blue			7.1247	T20
All engines	-> 01/07/08				7.1207 T25

ENGINE				
1.3 JTD Multijet	Diesel	62	04/10-12/12	199 B4.000, 223 A9.000

Engine	Information	S10	T10	T20 - T23	T22 - T25
All engines	COL:black, switch press. 0.30-0.60 bar, thread M14x1.5, without cable	7.0096			
All engines	spanner size 22, thread M14x1.5		7.6067		
All engines	COL:blue			7.1247	T20

ENGINE				
1.3 JTD Multijet	Diesel	66	02/06-08/10	199 A3.000

Engine	Information	S10	T10	T20 - T23	T22 - T25
All engines	COL:black, switch press. 0.30-0.60 bar, thread M14x1.5, without cable	7.0096			
All engines	man 5 speed, spanner size 22, thread M14x1.5		7.6067		
All engines	man 6 speed		7.6249		
All engines	-> 01/07/08, COL:black			7.1208	T20
All engines	01/08/08 ->, COL:blue			7.1247	T20
All engines	-> 01/07/08				7.1207 T25

ENGINE				
1.4	Petrol	57	02/06-06/13	350 A1.000

Engine	Information	S10	T10	T20 - T23	T22 - T25
All engines	COL:black, switch press. 0.30-0.60 bar, thread M14x1.5, without cable	7.0096			
All engines	spanner size 22, thread M18x1.5		7.6142		
All engines	-> 01/07/08, COL:black			7.1208	T20
All engines	01/08/08 ->, COL:blue			7.1247	T20
All engines	-> 01/07/08				7.1207 T25

ENGINE				
1.4 LPG	Petrol/ Petroleum Gas (LPG)	57	10/05-12/12	350 A1.000

Engine	Information	S10	T10	T20 - T23	T22 - T25
All engines	COL:black, switch press. 0.30-0.60 bar, thread M14x1.5, without cable	7.0096			
All engines	spanner size 22, thread M18x1.5		7.6142		
All engines	-> 01/07/08, COL:black			7.1208	T20
All engines	01/08/08 ->, COL:blue			7.1247	T20
All engines	-> 01/07/08				7.1207 T25

ENGINE				
1.4 Natural Power	Petrol/ Natural Gas (CNG)	57	03/09-12/12	350A1000CNG


Engine	Information	S10	T10	T20 - T23	T22 - T25
All engines	COL:black, switch press. 0.30-0.60 bar, thread M14x1.5, without cable	7.0096			
All engines	spanner size 22, thread M18x1.5		7.6142		
All engines	COL:blue			7.1247	T20

ENGINE				
1.6 Multijet	Diesel	88	01/08-12/09	955 A3.000

Engine	Information	S10	T10	T20 - T23	T22 - T25
All engines	COL:black, switch press. 0.30-0.60 bar, thread M14x1.5, without cable	7.0096			
All engines			7.6249		
All engines	COL:blue			7.1247	T20

S10 OIL PRESSURE WARNING LIGHT SWITCH	T10 REVERSING LIGHT SWITCH	T20 BRAKE LIGHT SWITCH
T22 SWITCH CLUTCH CONTROL (CRUISE CONTROL)	T23 SWITCH BRAKE ACTUATION (ENGINE TIMING)	T25 SWITCH CLUTCH CONTROL (ENGINE CONTROL)

FUNCTIONS ON THE VEHICLE

Vehicle	alim.	kW	Date	Engine	 S10	 T10	 T20 - T23	 T22 - T25
---------	-------	----	------	--------	---	---	--	---

				ENGINE
1.9 JTD	Diesel	85	02/06-12/12	939 A7.000

Engine	Information	S10	T10	T20 - T23	T22 - T25
All engines	COL:black, switch press. 0.30-0.60 bar, thread M14X1.5, without cable	7.0096			
All engines			7.6249		
All engines	-> 01/07/08, COL:black			7.1208 T20	
All engines	01/08/08 ->, COL:blue			7.1247 T20	
All engines	-> 01/07/08				7.1207 T25

				ENGINE
1.2	Petrol	59	01/08->	--

Engine	Information	S10	T10	T20 - T23	T22 - T25
All engines		7.0096	7.6142	7.1161 T20	
All engines	seq/Man				7.1170 T22

				ENGINE
1.2 16V	Petrol	59	01/04->	188 A5.000

Engine	Information	S10	T10	T20 - T23	T22 - T25
All engines	COL:black, switch press. 0.30-0.60 bar, thread M14X1.5, without cable	7.0096			
All engines	spanner size 22, thread M18x1.5		7.6142		
All engines				7.1161 T20	
All engines	seq/Man				7.1170 T22

				ENGINE
1.2 D	Diesel	59	01/08->	--

Engine	Information	S10	T10	T20 - T23	T22 - T25
All engines		7.0096	7.6067	7.1161 T20	
All engines	seq/Man				7.1170 T22

				ENGINE
1.3 D Multijet	Diesel	51	01/04->	188 A9.000

Engine	Information	S10	T10	T20 - T23	T22 - T25
All engines	COL:black, switch press. 0.30-0.60 bar, thread M14X1.5, without cable	7.0096			
All engines	spanner size 22, thread M14x1.5		7.6067		
All engines				7.1161 T20	
All engines	seq/Man				7.1170 T22

				ENGINE
1.3 D Multijet	Diesel	66	10/05->	199 A3.000

Engine	Information	S10	T10	T20 - T23	T22 - T25
All engines	COL:black, switch press. 0.30-0.60 bar, thread M14X1.5, without cable	7.0096			
All engines	spanner size 22, thread M14x1.5		7.6067		
All engines				7.1161 T20	
All engines	seq/Man				7.1170 T22

				ENGINE
1.3 D Multijet	Diesel	70	05/08-12/12	199 B1.000

Engine	Information	S10	T10	T20 - T23	T22 - T25
All engines	seq/Man				7.1170 T22

				ENGINE
1.3 JTD Multijet	Diesel	70	05/08-12/12	199 B1.000


Engine	Information	S10	T10	T20 - T23	T22 - T25
All engines	COL:black, switch press. 0.30-0.60 bar, thread M14X1.5, without cable	7.0096			
All engines	spanner size 22, thread M14x1.5		7.6067		
All engines				7.1161 T20	

				ENGINE
1.4	Petrol	57	10/05->	350 A1.000

Engine	Information	S10	T10	T20 - T23	T22 - T25
All engines	COL:black, switch press. 0.30-0.60 bar, thread M14X1.5, without cable	7.0096			
All engines	spanner size 22, thread M18x1.5		7.6142		
All engines				7.1161 T20	
All engines	seq/Man				7.1170 T22

S10	OIL PRESSURE WARNING LIGHT SWITCH	T10	REVERSING LIGHT SWITCH	T20	BRAKE LIGHT SWITCH
T22	SWITCH CLUTCH CONTROL (CRUISE CONTROL)	T23	SWITCH BRAKE ACTUATION (ENGINE TIMING)	T25	SWITCH CLUTCH CONTROL (ENGINE CONTROL)

FUNCTIONS ON THE VEHICLE

Vehicle	alim.	kW	Date	Engine	 S10	 T10	 T20 - T23	 T22 - T25
---------	-------	----	------	--------	---	---	--	---

ENGINE				
1.4	Petrol	66	12/03->	192 B2.000

Engine	Information	S10	T10	T20 - T23	T22 - T25
All engines	COL:black, switch press. 0.30-0.60 bar, thread M14X1.5, without cable	7.0096			
All engines	spanner size 22, thread M18x1.5		7.6142		
All engines				7.1161 T20	
All engines	seq/Man				7.1170 T22

ENGINE				
1.4 16V	Petrol	59	08/10->	--

Engine	Information	S10	T10	T20 - T23	T22 - T25
All engines		7.0096	7.6142	7.1161 T20	
All engines	seq/Man				7.1170 T22

ENGINE				
1.4 16V	Petrol	70	01/04->	843 A1.000

Engine	Information	S10	T10	T20 - T23	T22 - T25
All engines	COL:black, switch press. 0.30-0.60 bar, thread M14X1.5, without cable	7.0096			
All engines	spanner size 22, thread M18x1.5		7.6142		
All engines				7.1161 T20	
All engines	seq/Man				7.1170 T22

ENGINE				
1.4 LPG	Petrol/ Petroleum Gas (LPG)	57	10/04-12/12	350 A1.000

Engine	Information	S10	T10	T20 - T23	T22 - T25
All engines	COL:black, switch press. 0.30-0.60 bar, thread M14X1.5, without cable	7.0096			
All engines	spanner size 22, thread M18x1.5		7.6142		
All engines				7.1161 T20	

ENGINE				
1.6 D Multijet	Diesel	88	05/08->	350 A2.000

Engine	Information	S10	T10	T20 - T23	T22 - T25
All engines		7.0096			
All engines	seq/Man				7.1170 T22

ENGINE				
1.6 MJTD	Diesel	88	07/08-12/12	350 A2.000

Engine	Information	S10	T10	T20 - T23	T22 - T25
All engines			7.6196	7.1161 T20	

ENGINE				
1.9 D	Diesel	74	01/08->	--

Engine	Information	S10	T10	T20 - T23	T22 - T25
All engines		7.0096	7.6073	7.1161 T20	
All engines	seq/Man				7.1170 T22

ENGINE				
1.9 JTD	Diesel	74	01/04->	188 B2.000

Engine	Information	S10	T10	T20 - T23	T22 - T25
All engines	COL:black, switch press. 0.30-0.60 bar, thread M14X1.5, without cable	7.0096			
All engines				7.1161 T20	
All engines	seq/Man				7.1170 T22

LINEA

ENGINE				
1.3 D Multijet	Diesel	56	06/07->	--




Engine	Information	S10	T10	T20 - T23	T22 - T25
All engines				7.1161 T20	
All engines	see connection type				7.1170, 7.1241 T22

ENGINE				
1.3 D Multijet	Diesel	63	06/07->	--

Engine	Information	S10	T10	T20 - T23	T22 - T25
All engines		7.0096	7.6067	7.1161 T20	
All engines	see connection type				7.1170, 7.1241 T22

S10	OIL PRESSURE WARNING LIGHT SWITCH	T10	REVERSING LIGHT SWITCH	T20	BRAKE LIGHT SWITCH
T22	SWITCH CLUTCH CONTROL (CRUISE CONTROL)	T23	SWITCH BRAKE ACTUATION (ENGINE TIMING)	T25	SWITCH CLUTCH CONTROL (ENGINE CONTROL)

FUNCTIONS ON THE VEHICLE

Vehicle	alim.	kW	Date	Engine	 S10	 T10	 T20 - T23	 T22 - T25
---------	-------	----	------	--------	---	---	--	---

				ENGINE
1.3 D Multijet	Diesel	66	06/07->	199 A3.000

Engine	Information	S10	T10	T20 - T23	T22 - T25
All engines	COL:black, switch press. 0.30-0.60 bar, thread M14x1.5, without cable	7.0096			
All engines	man., spanner size 22, thread M14x1.5		7.6067		
All engines				7.1161 T20	
All engines	see connection type				7.1170, 7.1241 T22

				ENGINE
1.3 D Multijet	Diesel	70	09/09->	199 A3.000

Engine	Information	S10	T10	T20 - T23	T22 - T25
All engines	COL:black, switch press. 0.30-0.60 bar, thread M14x1.5, without cable	7.0096			
All engines	spanner size 22, thread M14x1.5		7.6067		
All engines				7.1161 T20	7.1170 T22

				ENGINE
1.3 JTD Multijet	Diesel	63	10/06->	199 A3.000

Engine	Information	S10	T10	T20 - T23	T22 - T25
All engines	COL:black, switch press. 0.30-0.60 bar, thread M14x1.5, without cable	7.0096			
All engines				7.1161 T20	7.1170 T22

				ENGINE
1.4	Petrol	57	06/07->	350 A1.000

Engine	Information	S10	T10	T20 - T23	T22 - T25
All engines	COL:black, switch press. 0.30-0.60 bar, thread M14x1.5, without cable	7.0096			
All engines	spanner size 22, thread M18x1.5		7.6142		
All engines				7.1161 T20	
All engines	see connection type				7.1170, 7.1241 T22

				ENGINE
1.4 16V [IND]	Petrol	70	06/07->	--

Engine	Information	S10	T10	T20 - T23	T22 - T25
All engines		7.0096	7.6067	7.1161 T20	
All engines	see connection type				7.1170, 7.1241 T22

				ENGINE
1.4 16V TURBO [IND]	Petrol	82	09/07->	--

Engine	Information	S10	T10	T20 - T23	T22 - T25
All engines		7.0096	7.6067	7.1161 T20	7.1241 T22

				ENGINE
1.4 T-Jet	Petrol	88	09/07->	198 A4.000

Engine	Information	S10	T10	T20 - T23	T22 - T25
All engines	COL:black, switch press. 0.30-0.60 bar, thread M14x1.5, without cable	7.0096			
All engines	spanner size 22, thread M14x1.5		7.6067		
All engines				7.1161 T20	7.1203 T22

				ENGINE
1.6	Petrol	80	07/08->	--

Engine	Information	S10	T10	T20 - T23	T22 - T25
All engines		7.0096	7.6067	7.1161 T20	

				ENGINE
1.6 D Multijet	Diesel	77	06/09->	198 A3.000

Engine	Information	S10	T10	T20 - T23	T22 - T25
All engines	COL:black, switch press. 0.30-0.60 bar, thread M14x1.5, without cable	7.0096			
All engines			7.6249		
All engines	-> 01/05/09			7.1161 T20	7.1203 T25
All engines	01/06/09->, COL:blue			7.1247 T20	

				ENGINE
1.8 Flex	Flexfuel	93	09/10->	370 A0.011

Engine	Information	S10	T10	T20 - T23	T22 - T25
All engines		7.0096	7.6067		
All engines	see connection type			7.1161, 7.1247 T20	
All engines	COL:black, COL:brown				7.1170 T22

S10 OIL PRESSURE WARNING LIGHT SWITCH	T10 REVERSING LIGHT SWITCH	T20 BRAKE LIGHT SWITCH
T22 SWITCH CLUTCH CONTROL (CRUISE CONTROL)	T23 SWITCH BRAKE ACTUATION (ENGINE TIMING)	T25 SWITCH CLUTCH CONTROL (ENGINE CONTROL)

FUNCTIONS ON THE VEHICLE

Vehicle	alim.	kW	Date	Engine	 S10	 T10	 T20 - T23	 T22 - T25
---------	-------	----	------	--------	---	---	--	---

				ENGINE
1.8 Flex	Flexfuel	93	09/10->	370 A0.011

Engine	Information	S10	T10	T20 - T23	T22 - T25
All engines	COL:white, see connection type				7.1203, 7.1241 T22

MAREA

				ENGINE
1.2 16V	Petrol	60	10/98-05/02	182 B2.000

Engine	Information	S10	T10	T20 - T23	T22 - T25
All engines	COL:black, switch press. 0.30-0.60 bar, thread M14x1.5, without cable	7.0096			
All engines	spanner size 22, thread M18x1.5		7.6142		
All engines	spanner size 14			7.1107 T20	

				ENGINE
1.4 80 12V	Petrol	59	09/96-05/02	182 A3.000

Engine	Information	S10	T10	T20 - T23	T22 - T25
All engines	COL:black, switch press. 0.30-0.60 bar, thread M14x1.5, without cable	7.0096			
All engines	spanner size 22, thread M18x1.5		7.6142		
All engines	spanner size 14			7.1107 T20	

				ENGINE
1.6	Petrol	68	03/99-08/00	185 A3.000

Engine	Information	S10	T10	T20 - T23	T22 - T25
All engines	COL:black, switch press. 0.30-0.60 bar, thread M14x1.5, without cable	7.0096			
All engines	spanner size 22, thread M14x1.5		7.6067		
All engines	spanner size 14			7.1107 T20	

				ENGINE
1.6	Petrol	76	09/00-08/02	182 B6.000

Engine	Information	S10	T10	T20 - T23	T22 - T25
All engines	COL:black, switch press. 0.30-0.60 bar, thread M14x1.5, without cable	7.0096			
All engines	NOT FOR:(TR), spanner size 22, thread M14x1.5		7.6067		
All engines	FOR:(TR), spanner size 22, thread M18x1.5		7.6142		
All engines	spanner size 14			7.1107 T20	

				ENGINE
1.6 100 16V	Petrol	76	09/96-05/02	182 A4.000

Engine	Information	S10	T10	T20 - T23	T22 - T25
All engines	COL:black, switch press. 0.30-0.60 bar, thread M14x1.5, without cable	7.0096			
All engines	spanner size 22, thread M14x1.5		7.6067		
All engines	spanner size 14			7.1107 T20	

				ENGINE
1.6 100 16V Bipower	Petrol/ Natural Gas (CNG)	76	04/99-05/02	182 A4.000, 185 A3.000

Engine	Information	S10	T10	T20 - T23	T22 - T25
All engines	COL:black, switch press. 0.30-0.60 bar, thread M14x1.5, without cable	7.0096			
All engines	spanner size 22, thread M14x1.5		7.6067		
All engines	spanner size 14			7.1107 T20	

				ENGINE
1.6 16V	Petrol	75	04/97-02/99	185 A3.000




Engine	Information	S10	T10	T20 - T23	T22 - T25
All engines	COL:black, switch press. 0.30-0.60 bar, thread M14x1.5, without cable	7.0096			
All engines	spanner size 22, thread M14x1.5		7.6067		
All engines	spanner size 14			7.1107 T20	

				ENGINE
1.6 SX	Petrol	72	09/00-08/02	182 B5.098

Engine	Information	S10	T10	T20 - T23	T22 - T25
All engines	COL:black, switch press. 0.30-0.60 bar, thread M14x1.5, without cable	7.0096			
All engines	spanner size 22, thread M14x1.5		7.6067		
All engines	spanner size 14			7.1107 T20	

S10	OIL PRESSURE WARNING LIGHT SWITCH	T10	REVERSING LIGHT SWITCH	T20	BRAKE LIGHT SWITCH
T22	SWITCH CLUTCH CONTROL (CRUISE CONTROL)	T23	SWITCH BRAKE ACTUATION (ENGINE TIMING)	T25	SWITCH CLUTCH CONTROL (ENGINE CONTROL)

FUNCTIONS ON THE VEHICLE

Vehicle	alim.	kW	Date	Engine	 S10	 T10	 T20 - T23	 T22 - T25
---------	-------	----	------	--------	---	---	--	---

				ENGINE
1.8 115 16V	Petrol	83	09/96-05/02	182 A2.000

Engine	Information	S10	T10	T20 - T23	T22 - T25
All engines	COL:black, switch press. 0.30-0.60 bar, thread M14X1.5, without cable	7.0096			
All engines	spanner size 22, thread M14x1.5		7.6067		
All engines	spanner size 14			7.1107 T20	

				ENGINE
1.9 JTD	Diesel	79	01/01-12/07	182 B9.000

Engine	Information	S10	T10	T20 - T23	T22 - T25
All engines		7.0096	7.6067	7.1107 T20	
All engines	LHD				7.1068 T22

				ENGINE
1.9 JTD 105	Diesel	77	12/98-12/02	182 B4.000

Engine	Information	S10	T10	T20 - T23	T22 - T25
All engines	COL:black, switch press. 0.30-0.60 bar, thread M14X1.5, without cable	7.0096			
All engines	spanner size 22, thread M14x1.5		7.6067		
All engines	spanner size 14			7.1107 T20	
All engines	LHD				7.1068 T22

				ENGINE
1.9 JTD 110	Diesel	81	09/00-08/02	186 A6.000

Engine	Information	S10	T10	T20 - T23	T22 - T25
All engines	COL:black, switch press. 0.30-0.60 bar, thread M14X1.5, without cable	7.0096			
All engines	spanner size 22, thread M14x1.5		7.6067		
All engines	spanner size 14			7.1107 T20	
All engines	LHD				7.1068 T22

				ENGINE
1.9 TD	Diesel	55	08/96-02/99	182 A8.000

Engine	Information	S10	T10	T20 - T23	T22 - T25
All engines	COL:black, switch press. 0.30-0.60 bar, thread M14X1.5, without cable	7.0096			
All engines	spanner size 22, thread M14x1.5		7.6067		
All engines	spanner size 14			7.1107 T20	

				ENGINE
1.9 TD	Diesel	74	08/96-02/99	182 A7.000

Engine	Information	S10	T10	T20 - T23	T22 - T25
All engines	COL:black, switch press. 0.30-0.60 bar, thread M14X1.5, without cable	7.0096			
All engines	spanner size 22, thread M14x1.5		7.6067		
All engines	spanner size 14			7.1107 T20	

				ENGINE
1.9 TD 100	Diesel	74	05/96-06/03	182 A7.000, 182 B9.000

Engine	Information	S10	T10	T20 - T23	T22 - T25
All engines	COL:black, switch press. 0.30-0.60 bar, thread M14X1.5, without cable	7.0096			
All engines	spanner size 22, thread M14x1.5		7.6067		
All engines	spanner size 14			7.1107 T20	
All engines	LHD				7.1068 T22

				ENGINE
1.9 TD 75	Diesel	55	09/96-05/02	182 A8.000

Engine	Information	S10	T10	T20 - T23	T22 - T25
All engines	COL:black, switch press. 0.30-0.60 bar, thread M14X1.5, without cable	7.0096			
All engines	spanner size 22, thread M14x1.5		7.6067		
All engines	spanner size 14			7.1107 T20	
All engines					7.1068 T22

				ENGINE
2.0 150 20V	Petrol	108	09/96-04/99	182 A1.000

Engine	Information	S10	T10	T20 - T23	T22 - T25
All engines	COL:black, switch press. 0.30-0.60 bar, thread M14X1.5, without cable	7.0096			
All engines	spanner size 22, thread M14x1.5		7.6067		
All engines	spanner size 14			7.1107 T20	

S10 OIL PRESSURE WARNING LIGHT SWITCH	T10 REVERSING LIGHT SWITCH	T20 BRAKE LIGHT SWITCH
T22 SWITCH CLUTCH CONTROL (CRUISE CONTROL)	T23 SWITCH BRAKE ACTUATION (ENGINE TIMING)	T25 SWITCH CLUTCH CONTROL (ENGINE CONTROL)

FUNCTIONS ON THE VEHICLE

Vehicle	alim.	kW	Date	Engine	 S10	 T10	 T20 - T23	 T22 - T25
---------	-------	----	------	--------	---	---	--	---

ENGINE				
2.0 150 20V	Petrol	110	01/01-05/02	185 A8.000

Engine	Information	S10	T10	T20 - T23	T22 - T25
All engines	COL:black, switch press. 0.30-0.60 bar, thread M14x1.5, without cable	7.0096			
All engines	spanner size 22, thread M14x1.5		7.6067		
All engines	spanner size 14			7.1107 T20	
All engines	LHD				7.1068 T22

ENGINE				
2.0 155 20V	Petrol	113	04/99-02/03	182 B7.000

Engine	Information	S10	T10	T20 - T23	T22 - T25
All engines	COL:black, switch press. 0.30-0.60 bar, thread M14x1.5, without cable	7.0096			
All engines	spanner size 22, thread M14x1.5		7.6067		
All engines	spanner size 14			7.1107 T20	
All engines	LHD				7.1068 T22

ENGINE				
2.0i 20v [BRA]	Petrol	108	10/96-04/99	182 A1.011

Engine	Information	S10	T10	T20 - T23	T22 - T25
All engines		7.0096	7.6067	7.1107 T20	

ENGINE				
2.4 JTD 130	Diesel	96	04/99-05/02	185 A6.000

Engine	Information	S10	T10	T20 - T23	T22 - T25
All engines	COL:black, switch press. 0.30-0.60 bar, thread M14x1.5, without cable	7.0096			
All engines			7.6196		
All engines	spanner size 14			7.1107 T20	
All engines	RHD				7.1068 T22

ENGINE				
2.4 TD 125	Diesel	91	09/96-04/99	185 A2.000

Engine	Information	S10	T10	T20 - T23	T22 - T25
All engines	COL:black, switch press. 0.30-0.60 bar, thread M14x1.5, without cable	7.0096			
All engines			7.6196	7.1069 T20	7.1069 T22

MARENGO

ENGINE				
1.9 JTD	Diesel	77	03/99-08/02	182 B4.000

Engine	Information	S10	T10	T20 - T23	T22 - T25
All engines	COL:black, switch press. 0.30-0.60 bar, thread M14x1.5, without cable	7.0096			
All engines	spanner size 22, thread M14x1.5		7.6067		
All engines	spanner size 14			7.1107 T20	

ENGINE				
1.9 JTD	Diesel	81	03/99-08/02	186 A6.000

Engine	Information	S10	T10	T20 - T23	T22 - T25
All engines	COL:black, switch press. 0.30-0.60 bar, thread M14x1.5, without cable	7.0096			
All engines	spanner size 22, thread M14x1.5		7.6067		
All engines	spanner size 14			7.1107 T20	

ENGINE				
1.9 TD	Diesel	55	07/96-08/02	182 A8.000





Engine	Information	S10	T10	T20 - T23	T22 - T25
All engines	COL:black, switch press. 0.30-0.60 bar, thread M14x1.5, without cable	7.0096			
All engines	spanner size 22, thread M14x1.5		7.6067		
All engines	spanner size 14			7.1107 T20	

ENGINE				
1.9 TD	Diesel	74	07/96-02/99	182 A7.000

Engine	Information	S10	T10	T20 - T23	T22 - T25
All engines	COL:black, switch press. 0.30-0.60 bar, thread M14x1.5, without cable	7.0096			
All engines	spanner size 22, thread M14x1.5		7.6067		
All engines	spanner size 14			7.1107 T20	

S10 OIL PRESSURE WARNING LIGHT SWITCH	T10 REVERSING LIGHT SWITCH	T20 BRAKE LIGHT SWITCH
T22 SWITCH CLUTCH CONTROL (CRUISE CONTROL)	T23 SWITCH BRAKE ACTUATION (ENGINE TIMING)	T25 SWITCH CLUTCH CONTROL (ENGINE CONTROL)

FUNCTIONS ON THE VEHICLE

Vehicle	alim.	kW	Date	Engine	 S10	 T10	 T20 - T23	 T22 - T25
---------	-------	----	------	--------	---	---	--	---

MULTIPLA

				ENGINE
1.6	Petrol	76	09/00-06/10	182 B6.000

Engine	Information	S10	T10	T20 - T23	T22 - T25
All engines	COL:black, switch press. 0.30-0.60 bar, thread M14X1.5, without cable	7.0096			
All engines	spanner size 22, thread M14x1.5		7.6067		
All engines	-ESP, spanner size 14			7.1108 T20	
All engines	+ESP			7.1161 T20	
All engines	-ESP				7.1108 T25

				ENGINE
1.6	Petrol/ Natural Gas (CNG)	68	05/04-08/05	182 B6.000

Engine	Information	S10	T10	T20 - T23	T22 - T25
All engines		7.0096	7.6067		
All engines	pole nr. 2			7.1108 T20	
All engines	pole nr. 4			7.1161 T20	

				ENGINE
1.6	Petrol/ Natural Gas (CNG)	74	03/01-08/05	182 B6.000

Engine	Information	S10	T10	T20 - T23	T22 - T25
All engines		7.0096	7.6067		
All engines	pole nr. 2			7.1108 T20	
All engines	pole nr. 4			7.1161 T20	

				ENGINE
1.6 100 16V	Petrol	76	04/99-06/10	182 A4.000

Engine	Information	S10	T10	T20 - T23	T22 - T25
All engines	COL:black, switch press. 0.30-0.60 bar, thread M14X1.5, without cable	7.0096			
All engines	spanner size 22, thread M14x1.5		7.6067		
All engines	-ESP, spanner size 14			7.1108 T20	
All engines	+ESP			7.1161 T20	
All engines	-ESP				7.1108 T25

				ENGINE
1.6 16V	Petrol	70	04/02-06/10	182 B6.000

Engine	Information	S10	T10	T20 - T23	T22 - T25
All engines	COL:black, switch press. 0.30-0.60 bar, thread M14X1.5, without cable	7.0096			
All engines	spanner size 22, thread M14x1.5		7.6067		
All engines	-ESP, spanner size 14			7.1108 T20	
All engines	+ESP			7.1161 T20	
All engines	-ESP				7.1108 T25

				ENGINE
1.6 16V Bipower	Petrol/ Natural Gas (CNG)	76	04/99-06/10	182 B6.000, 186 A4.000

Engine	Information	S10	T10	T20 - T23	T22 - T25
All engines	COL:black, switch press. 0.30-0.60 bar, thread M14X1.5, without cable	7.0096			
All engines	spanner size 22, thread M14x1.5		7.6067		
All engines	-ESP, spanner size 14			7.1108 T20	
All engines	+ESP			7.1161 T20	
All engines	-ESP				7.1108 T25

				ENGINE
1.6 16V Blupower	Petrol/ Natural Gas (CNG)	70	04/99-06/10	186 A3.000, 186A3000C-NG

Engine	Information	S10	T10	T20 - T23	T22 - T25
All engines	COL:black, switch press. 0.30-0.60 bar, thread M14X1.5, without cable	7.0096			
All engines	spanner size 22, thread M14x1.5		7.6067		
All engines	-ESP, pole nr. 2, spanner size 14			7.1108 T20	
All engines	+ESP, pole nr. 4			7.1161 T20	
Eng. 186A3000CNG	-ESP				7.1108 T25

S10 OIL PRESSURE WARNING LIGHT SWITCH	T10 REVERSING LIGHT SWITCH	T20 BRAKE LIGHT SWITCH
T22 SWITCH CLUTCH CONTROL (CRUISE CONTROL)	T23 SWITCH BRAKE ACTUATION (ENGINE TIMING)	T25 SWITCH CLUTCH CONTROL (ENGINE CONTROL)

FUNCTIONS ON THE VEHICLE

Vehicle	alim.	kW	Date	Engine	 S10	 T10	 T20 - T23	 T22 - T25
---------	-------	----	------	--------	---	---	--	---

ENGINE				
1.6 16V GPL	Petrol/ Petroleum Gas (LPG)	76	10/01-06/10	182 B6.000

Engine	Information	S10	T10	T20 - T23	T22 - T25
All engines	COL:black, switch press. 0.30-0.60 bar, thread M14X1.5, without cable	7.0096			
All engines	spanner size 22, thread M14x1.5		7.6067		
All engines	-ESP, spanner size 14			7.1108 T20	
All engines	+ESP			7.1161 T20	

ENGINE				
1.6 Natural Power	Petrol/ Natural Gas (CNG)	77	11/08-06/10	182B6000CNG

Engine	Information	S10	T10	T20 - T23	T22 - T25
All engines	COL:black, switch press. 0.30-0.60 bar, thread M14X1.5, without cable	7.0096			
All engines	spanner size 22, thread M14x1.5		7.6067		
All engines	-ESP, spanner size 14			7.1108 T20	
All engines	+ESP			7.1161 T20	
All engines	-ESP				7.1108 T25

ENGINE				
1.9 JTD	Diesel	88	04/02-06/10	186 A9.000

Engine	Information	S10	T10	T20 - T23	T22 - T25
All engines	COL:black, switch press. 0.30-0.60 bar, thread M14X1.5, without cable	7.0096			
All engines	spanner size 22, thread M14x1.5		7.6067		
All engines	-ESP, spanner size 14			7.1108 T20	
All engines	+ESP			7.1161 T20	
All engines	-ESP				7.1108 T25
All engines					7.1157 T25

ENGINE				
1.9 JTD 105	Diesel	77	04/99-06/10	182 B4.000

Engine	Information	S10	T10	T20 - T23	T22 - T25
All engines	COL:black, switch press. 0.30-0.60 bar, thread M14X1.5, without cable	7.0096			
All engines	spanner size 22, thread M14x1.5		7.6067		
All engines	-ESP, spanner size 14			7.1108 T20	
All engines	+ESP			7.1161 T20	
All engines	-ESP				7.1108 T25
All engines					7.1157 T25

ENGINE				
1.9 JTD 110	Diesel	81	03/01-07/02	186 A6.000

Engine	Information	S10	T10	T20 - T23	T22 - T25
All engines	COL:black, switch press. 0.30-0.60 bar, thread M14X1.5, without cable	7.0096			
All engines	spanner size 22, thread M14x1.5		7.6067		
All engines	-ESP, spanner size 14			7.1108 T20	
All engines	+ESP			7.1161 T20	
All engines	-ESP				7.1108 T25
All engines					7.1157 T25

ENGINE				
1.9 JTD 115	Diesel	85	07/02-06/10	186 A8.000





Engine	Information	S10	T10	T20 - T23	T22 - T25
All engines	COL:black, switch press. 0.30-0.60 bar, thread M14X1.5, without cable	7.0096			
All engines	spanner size 22, thread M14x1.5		7.6067		
All engines	-ESP, spanner size 14			7.1108 T20	
All engines	+ESP			7.1161 T20	
All engines	-ESP				7.1108 T25
All engines					7.1157 T25

OTTIMO

ENGINE				
1.4 T-Jet [CHN]	Petrol	110	01/14->	--

Engine	Information	S10	T10	T20 - T23	T22 - T25
All engines			7.6067	7.1247 T20	

S10 OIL PRESSURE WARNING LIGHT SWITCH	T10 REVERSING LIGHT SWITCH	T20 BRAKE LIGHT SWITCH
T22 SWITCH CLUTCH CONTROL (CRUISE CONTROL)	T23 SWITCH BRAKE ACTUATION (ENGINE TIMING)	T25 SWITCH CLUTCH CONTROL (ENGINE CONTROL)

				FUNCTIONS ON THE VEHICLE				
Vehicle	alim.	kW	Date	Engine	 S10	 T10	 T20 - T23	 T22 - T25
ENGINE								
1.4 T-Jet [CHN]	Petrol	88	01/14->	--				
Engine	Information			S10	T10	T20 - T23	T22 - T25	
All engines				7.6067	7.1247	T20		
PALIO								
ENGINE								
1.0	Petrol	45	04/96-10/03	178 A1.000				
Engine	Information			S10	T10	T20 - T23	T22 - T25	
All engines				7.0143			7.1108	T25
All engines	spanner size 22, thread M14x1.5				7.6067			
All engines	spanner size 14					7.1108	T20	
1.0	Petrol	56	04/96-10/03	178 A1.000				
Engine	Information			S10	T10	T20 - T23	T22 - T25	
All engines				7.0143			7.1108	T25
All engines	spanner size 22, thread M14x1.5				7.6067			
All engines	spanner size 14					7.1108	T20	
1.0 GLX	Petrol	45	07/98-10/03	--				
Engine	Information			S10	T10	T20 - T23	T22 - T25	
All engines				7.0096	7.6142			
1.0 i	Petrol	0	06/05->	--				
Engine	Information			S10	T10	T20 - T23	T22 - T25	
All engines				7.0096	7.6067			
All engines	pole nr. 2					7.1108	T20	
All engines	pole nr. 4					7.1161	T20	
1.1	Petrol	40	07/97-10/03	178 B9.033				
Engine	Information			S10	T10	T20 - T23	T22 - T25	
All engines	COL:black, switch press. 0.30-0.60 bar, thread M14x1.5, without cable			7.0096				
All engines	spanner size 22, thread M14x1.5				7.6067			
All engines	spanner size 14					7.1108	T20	
All engines							7.1108	T25
1.1	Petrol	42	06/06->	187 A1.000				
Engine	Information			S10	T10	T20 - T23	T22 - T25	
All engines				7.0096	7.6142			
1.2	Petrol	44	07/97-10/04	178 B7.045, 178 C4.066, 188 A4.000				
Engine	Information			S10	T10	T20 - T23	T22 - T25	
All engines	COL:black, switch press. 0.30-0.60 bar, thread M14x1.5, without cable			7.0096				
All engines	-> 01/10/99, 178AYA1A08/178DYA1A, 178BXU1AAR, 178BYA1A08, spanner size 22, thread M14x1.5				7.6067			
Eng. 178 C4.066, 188 A4.000	01/11/99 ->, 178BYA1AAT, spanner size 22, thread M18x1.5				7.6142			
Eng. 178 C4.066	with radio control function					7.1107	T20	
All engines	spanner size 14					7.1108	T20	
All engines							7.1108	T25
1.2	Petrol	50	06/99-10/02	178 E2.000				
Engine	Information			S10	T10	T20 - T23	T22 - T25	
All engines	COL:black, switch press. 0.30-0.60 bar, thread M14x1.5, without cable			7.0096				
All engines	spanner size 22, thread M14x1.5				7.6067			
All engines	spanner size 14					7.1108	T20	
All engines							7.1108	T25
1.2	Petrol	53	07/01-06/05	178 B5.000				
Engine	Information			S10	T10	T20 - T23	T22 - T25	
All engines				7.0096		7.1108	T20	
All engines	ext.thread M 14 x 1, 5 mm				7.6067			

S10 OIL PRESSURE WARNING LIGHT SWITCH	T10 REVERSING LIGHT SWITCH	T20 BRAKE LIGHT SWITCH
T22 SWITCH CLUTCH CONTROL (CRUISE CONTROL)	T23 SWITCH BRAKE ACTUATION (ENGINE TIMING)	T25 SWITCH CLUTCH CONTROL (ENGINE CONTROL)

FUNCTIONS ON THE VEHICLE

Vehicle	alim.	kW	Date	Engine	 S10	 T10	 T20 - T23	 T22 - T25
---------	-------	----	------	--------	---	---	--	---

ENGINE				
1.2	Petrol	53	07/01-06/05	178 B5.000

Engine	Information	S10	T10	T20 - T23	T22 - T25
All engines	ext.thread M 18 x 1, 5 mm		7.6142		
All engines	with radio control function			7.1107 T20	

ENGINE				
1.2	Petrol	54	04/96->	176 A8.000, 178 B5.000, 178 E2.000

Engine	Information	S10	T10	T20 - T23	T22 - T25
All engines	COL:black, switch press. 0.30-0.60 bar, thread M14x1.5, without cable	7.0096			
Eng. 178 B5.000, 178 E2.000	-> 01/10/99, 178DXG1A, ext.thread M 14 x 1, 5 mm, spanner size 22, thread M14x1.5		7.6067		
Eng. 176 A8.000, 178 B5.000	01/11/99 ->, 178DXG1A/178DXG1AAP, 178DXG1AAT, spanner size 22, thread M18x1.5		7.6142		
Eng. 176 A8.000, 178 E2.000	with radio control function			7.1107 T20	
All engines	spanner size 14			7.1108 T20	
Eng. 178 B5.000					7.1108 T25

ENGINE				
1.2	Petrol	59	09/01->	188 A5.000

Engine	Information	S10	T10	T20 - T23	T22 - T25
All engines	COL:black, switch press. 0.30-0.60 bar, thread M14x1.5, without cable	7.0096			
All engines	spanner size 22, thread M18x1.5		7.6142		
All engines	spanner size 14			7.1108 T20	
All engines					7.1108 T25

ENGINE				
1.2 75	Petrol	54	03/98->	178 B7.045

Engine	Information	S10	T10	T20 - T23	T22 - T25
All engines		7.0096		7.1108 T20	
All engines	ext.thread M 14 x 1, 5 mm		7.6067		
All engines	ext.thread M 18 x 1, 5 mm		7.6142		
All engines	interference suppressed			7.1107 T20	
All engines	-> 01/01/03				7.1108 T22
All engines	01/01/03 ->				7.1203 T22

ENGINE				
1.2 MPI	Petrol	44	01/02->	178 C4.066

Engine	Information	S10	T10	T20 - T23	T22 - T25
All engines		7.0096	7.6142	7.1108 T20	

ENGINE				
1.3	Petrol	53	06/03->	--

Engine	Information	S10	T10	T20 - T23	T22 - T25
All engines		7.0096	7.6067		
All engines	pole nr. 2			7.1108 T20	
All engines	pole nr. 4			7.1161 T20	
All engines	-> 01/01/03				7.1108 T22
All engines	01/01/03 ->				7.1203 T22

ENGINE				
1.3 JTD Multijet	Diesel	51	06/03->	188 A9.000

Engine	Information	S10	T10	T20 - T23	T22 - T25
All engines	COL:black, switch press. 0.30-0.60 bar, thread M14x1.5, without cable	7.0096			
All engines	spanner size 22, thread M14x1.5		7.6067		
All engines	spanner size 14			7.1108 T20	
All engines					7.1108 T25

ENGINE				
1.3 Multijet INDIA	Diesel	55	06/05->	199 A2.000




Engine	Information	S10	T10	T20 - T23	T22 - T25
All engines		7.0096	7.6067	7.1161 T20	

ENGINE				
1.4	Petrol	51	04/96-10/02	178 B2.000

Engine	Information	S10	T10	T20 - T23	T22 - T25
All engines	COL:black, switch press. 0.30-0.60 bar, thread M14x1.5, without cable	7.0096			
All engines	-> 01/05/99, spanner size 22, thread M14x1.5		7.6067		
All engines	01/06/99 ->, spanner size 22, thread M18x1.5		7.6142		

S10 OIL PRESSURE WARNING LIGHT SWITCH	T10 REVERSING LIGHT SWITCH	T20 BRAKE LIGHT SWITCH
T22 SWITCH CLUTCH CONTROL (CRUISE CONTROL)	T23 SWITCH BRAKE ACTUATION (ENGINE TIMING)	T25 SWITCH CLUTCH CONTROL (ENGINE CONTROL)

FUNCTIONS ON THE VEHICLE

Vehicle	alim.	kW	Date	Engine	 S10	 T10	 T20 - T23	 T22 - T25
---------	-------	----	------	--------	---	---	--	---

ENGINE				
1.4	Petrol	51	04/96-10/02	178 B2.000

Engine	Information	S10	T10	T20 - T23	T22 - T25
All engines	spanner size 14, version 2			7.1107 T20	
All engines	spanner size 14, version 1			7.1108 T20	
All engines					7.1108 T25

ENGINE				
1.4	Petrol	57	10/05->	178 F3.011, 199 A1.000, 350 A1.000

Engine	Information	S10	T10	T20 - T23	T22 - T25
All engines	COL:black, switch press. 0.30-0.60 bar, thread M14x1.5, without cable	7.0096			
All engines	spanner size 22, thread M14x1.5		7.6067		
All engines				7.1161 T20	
Eng. 199 A1.000					7.1108 T22

ENGINE				
1.4	Petrol	63	10/02-10/04	350 A1.000

Engine	Information	S10	T10	T20 - T23	T22 - T25
All engines	COL:black, switch press. 0.30-0.60 bar, thread M14x1.5, without cable	7.0096			
All engines	spanner size 22, thread M18x1.5		7.6142		
All engines				7.1161 T20	

ENGINE				
1.4	Petrol	70	06/03->	834 A1.000

Engine	Information	S10	T10	T20 - T23	T22 - T25
All engines		7.0096	7.6142	7.1161 T20	
All engines	-> 01/01/03				7.1108 T22
All engines	01/01/03 ->				7.1203 T22

ENGINE				
1.4 Cat	Petrol	51	04/96-08/01	178 B2.016

Engine	Information	S10	T10	T20 - T23	T22 - T25
All engines		7.0096		7.1108 T20	
All engines	-> 01/05/99		7.6067		
All engines	01/05/99 ->		7.6142		
All engines	interference suppressed			7.1107 T20	

ENGINE				
1.5	Petrol	62	02/02->	178 E5.022

Engine	Information	S10	T10	T20 - T23	T22 - T25
All engines	COL:black, switch press. 0.30-0.60 bar, thread M14x1.5, without cable	7.0096			
All engines	spanner size 22, thread M14x1.5		7.6067		
All engines	spanner size 14			7.1108 T20	
All engines					7.1108 T25

ENGINE				
1.6	Petrol	68	07/97-10/00	178 D2.011

Engine	Information	S10	T10	T20 - T23	T22 - T25
All engines		7.0096		7.1108 T20	
All engines	ext.thread M 14 x 1, 5 mm		7.6067		
All engines	ext.thread M 18 x 1, 5 mm		7.6142		
All engines	interference suppressed			7.1107 T20	
All engines	-> 01/01/03				7.1108 T22
All engines	01/01/03 ->				7.1203 T22

ENGINE				
1.6	Petrol	70	06/99->	178 D2.011

Engine	Information	S10	T10	T20 - T23	T22 - T25
All engines		7.0096		7.1108 T20	
All engines	ext.thread M 14 x 1, 5 mm		7.6067		
All engines	ext.thread M 18 x 1, 5 mm		7.6142		
All engines	interference suppressed			7.1107 T20	
All engines	-> 01/01/03				7.1108 T22
All engines	01/01/03 ->				7.1203 T22

S10	OIL PRESSURE WARNING LIGHT SWITCH	T10	REVERSING LIGHT SWITCH	T20	BRAKE LIGHT SWITCH
T22	SWITCH CLUTCH CONTROL (CRUISE CONTROL)	T23	SWITCH BRAKE ACTUATION (ENGINE TIMING)	T25	SWITCH CLUTCH CONTROL (ENGINE CONTROL)

FUNCTIONS ON THE VEHICLE

Vehicle	alim.	kW	Date	Engine	 S10	 T10	 T20 - T23	 T22 - T25
---------	-------	----	------	--------	---	---	--	---

ENGINE				
1.6	Petrol	76	06/99-10/00	178 C7.098

Engine	Information	S10	T10	T20 - T23	T22 - T25
All engines	COL:black, switch press. 0.30-0.60 bar, thread M14x1.5, without cable	7.0096			
All engines	spanner size 22, thread M14x1.5		7.6067		
All engines	spanner size 14			7.1108 T20	
All engines					7.1108 T25

ENGINE				
1.6 16V	Petrol	68	07/97-10/03	178 C7.098, 178 D2.011

Engine	Information	S10	T10	T20 - T23	T22 - T25
All engines		7.0096		7.1108 T20	
All engines	ext.thread M 14 x 1, 5 mm		7.6067		
All engines	ext.thread M 18 x 1, 5 mm		7.6142		
All engines	interference suppressed			7.1107 T20	
All engines	-> 01/01/03				7.1108 T22
All engines	01/01/03 ->				7.1203 T22

ENGINE				
1.6 16V	Petrol	74	04/96->	178 B3.000, 182 B6.000

Engine	Information	S10	T10	T20 - T23	T22 - T25
All engines	COL:black, switch press. 0.30-0.60 bar, thread M14x1.5, without cable	7.0096			
All engines	-> 01/10/99, ext.thread M 14 x 1, 5 mm, spanner size 22, thread M14x1.5		7.6067		
All engines	01/11/99 ->, 178DXD1A, ext.thread M 18 x 1, 5 mm, spanner size 22, thread M18x1.5		7.6142		
All engines	spanner size 14			7.1108 T20	
Eng. 182 B6.000	-> 01/01/03				7.1108 T22
Eng. 178 B3.000					7.1108 T25
Eng. 182 B6.000	01/01/03 ->				7.1203 T22

ENGINE				
1.6 16V	Petrol	76	02/01->	182 B6.000

Engine	Information	S10	T10	T20 - T23	T22 - T25
All engines	COL:black, switch press. 0.30-0.60 bar, thread M14x1.5, without cable	7.0096			
All engines	spanner size 22, thread M18x1.5		7.6142		
All engines	spanner size 14			7.1108 T20	
All engines					7.1108 T25

ENGINE				
1.6 16V 100	Petrol	69	01/98->	178 C8.098

Engine	Information	S10	T10	T20 - T23	T22 - T25
All engines		7.0096	7.6067	7.1108 T20	
All engines	interference suppressed			7.1107 T20	

ENGINE				
1.6 16V 100	Petrol	74	01/98->	178 C8.098

Engine	Information	S10	T10	T20 - T23	T22 - T25
All engines		7.0096	7.6067	7.1108 T20	
All engines	interference suppressed			7.1107 T20	

ENGINE				
1.6 16V Sport	Petrol	76	10/01->	178 E7.000

Engine	Information	S10	T10	T20 - T23	T22 - T25
All engines		7.0096	7.6142	7.1108 T20	

ENGINE				
1.7 D	Diesel	42	04/96-09/02	176 B3.000

Engine	Information	S10	T10	T20 - T23	T22 - T25
All engines	COL:black, switch press. 0.30-0.60 bar, thread M14x1.5, without cable	7.0096			
All engines	spanner size 22, thread M14x1.5		7.6067		
All engines	spanner size 14			7.1108 T20	
All engines					7.1108 T25

ENGINE				
1.7 D	Diesel	51	01/98->	176 B3.000

Engine	Information	S10	T10	T20 - T23	T22 - T25
All engines		7.0096		7.1108 T20	
All engines	-> 01/09/99		7.6067		
All engines	01/09/99 ->		7.6142		

S10 OIL PRESSURE WARNING LIGHT SWITCH	T10 REVERSING LIGHT SWITCH	T20 BRAKE LIGHT SWITCH
T22 SWITCH CLUTCH CONTROL (CRUISE CONTROL)	T23 SWITCH BRAKE ACTUATION (ENGINE TIMING)	T25 SWITCH CLUTCH CONTROL (ENGINE CONTROL)

FUNCTIONS ON THE VEHICLE

Vehicle	alim.	kW	Date	Engine	 S10	 T10	 T20 - T23	 T22 - T25
---------	-------	----	------	--------	---	---	--	---

				ENGINE
1.7 D	Diesel	51	01/98->	176 B3.000

Engine	Information	S10	T10	T20 - T23	T22 - T25
All engines	interference suppressed			7.1107 T20	

				ENGINE
1.7 TD	Diesel	51	04/96->	176 A3.000

Engine	Information	S10	T10	T20 - T23	T22 - T25
All engines	COL:black, switch press. 0.30-0.60 bar, thread M14x1.5, without cable	7.0096			
All engines	ext.thread M 14 x 1, 5 mm, spanner size 22, thread M14x1.5		7.6067		
All engines	ext.thread M 18 x 1, 5 mm		7.6142		
All engines	pole nr. 2, spanner size 14			7.1108 T20	
All engines	pole nr. 4			7.1161 T20	
All engines	with automatic adjustment				7.1108 T22
All engines					7.1108, 7.1203 T22, T25

				ENGINE
1.7 TD	Diesel	53	09/01->	176 A5.000

Engine	Information	S10	T10	T20 - T23	T22 - T25
All engines	COL:black, switch press. 0.30-0.60 bar, thread M14x1.5, without cable	7.0096			
All engines	spanner size 22, thread M14x1.5		7.6067		
All engines	spanner size 14			7.1108 T20	
All engines					7.1108 T25

				ENGINE
1.7 TD 70	Diesel	46	04/99->	176 B7.000

Engine	Information	S10	T10	T20 - T23	T22 - T25
All engines		7.0096	7.6142	7.1108 T20	
All engines	interference suppressed			7.1107 T20	

				ENGINE
1.9 D	Diesel	46	09/00->	223 A6.000

Engine	Information	S10	T10	T20 - T23	T22 - T25
All engines	COL:black, switch press. 0.30-0.60 bar, thread M14x1.5, without cable	7.0096			
All engines	spanner size 22, thread M14x1.5		7.6067		
All engines			7.6142		7.1108 T25
All engines	spanner size 14			7.1108 T20	
All engines	-> 01/01/03				7.1108 T22
All engines	01/01/03 ->				7.1203 T22

				ENGINE
1.9 JTD	Diesel	59	09/01->	188 A2.000

Engine	Information	S10	T10	T20 - T23	T22 - T25
All engines	COL:black, switch press. 0.30-0.60 bar, thread M14x1.5, without cable	7.0096			
All engines	spanner size 22, thread M14x1.5		7.6067		
All engines	spanner size 14			7.1108 T20	
All engines					7.1108 T25

PANDA

				ENGINE
1.2	Petrol	51	01/12-08/13	169 A4.000

Engine	Information	S10	T10	T20 - T23	T22 - T25
All engines	COL:black, switch press. 0.30-0.60 bar, thread M14x1.5, without cable	7.0096			
All engines	spanner size 22, thread M18x1.5		7.6142		
All engines				7.1161 T20	7.1248 T22

				ENGINE
1.2 LPG	Petrol/ Petroleum Gas (LPG)	51	01/12-08/13	169 A4.000

Engine	Information	S10	T10	T20 - T23	T22 - T25
All engines	COL:black, switch press. 0.30-0.60 bar, thread M14x1.5, without cable	7.0096			
All engines	spanner size 22, thread M18x1.5		7.6142		
All engines				7.1161 T20	7.1248 T22

S10 OIL PRESSURE WARNING LIGHT SWITCH	T10 REVERSING LIGHT SWITCH	T20 BRAKE LIGHT SWITCH
T22 SWITCH CLUTCH CONTROL (CRUISE CONTROL)	T23 SWITCH BRAKE ACTUATION (ENGINE TIMING)	T25 SWITCH CLUTCH CONTROL (ENGINE CONTROL)

FUNCTIONS ON THE VEHICLE

Vehicle	alim.	kW	Date	Engine	 S10	 T10	 T20 - T23	 T22 - T25
---------	-------	----	------	--------	---	---	--	---

ENGINE				
1.3 JTD Multijet	Diesel	55	01/12-08/13	169 A5.000

Engine	Information	S10	T10	T20 - T23	T22 - T25
All engines	COL:black, switch press. 0.30-0.60 bar, thread M14x1.5, without cable	7.0096			
All engines	spanner size 22, thread M18x1.5		7.6142		
All engines	COL:blue, LHD			7.1247	T20

ENGINE				
1.4 Natural Power	CNG	51	01/12-12/12	350A1000CNG

Engine	Information	S10	T10	T20 - T23	T22 - T25
All engines	COL:black, switch press. 0.30-0.60 bar, thread M14x1.5, without cable	7.0096			
All engines	spanner size 22, thread M18x1.5		7.6142		
All engines	COL:blue			7.1247	T20

ENGINE				
1.4 Natural Power	CNG	57	01/12-08/13	350A1000CNG

Engine	Information	S10	T10	T20 - T23	T22 - T25
All engines	COL:black, switch press. 0.30-0.60 bar, thread M14x1.5, without cable	7.0096			
All engines	spanner size 22, thread M18x1.5		7.6142		
All engines				7.1161	T20

PANDA I

ENGINE				
1.1	Petrol	37	05/91-03/95	156 C.046

Engine	Information	S10	T10	T20 - T23	T22 - T25
All engines	-> VET. 3016645, -> VET. 4370258, -> VET. 6805166	7.0000			
All engines	VET. 3016645 ->, VET. 4370258 ->, VET. 6805166 ->	7.0096			
All engines			7.6038	7.1000	T20

ENGINE				
1.1	Petrol	40	09/00-02/04	187 A1.000

Engine	Information	S10	T10	T20 - T23	T22 - T25	
All engines		7.0096	7.6142			
All engines	pole nr. 4			7.1161	T20	
All engines	pole nr. 2			7.1179	T20	
All engines	RHD				7.1170	T22
All engines	LHD				7.1248	T22

ENGINE				
1.1 AWD	Petrol	40	09/00-02/04	187 A1.000

Engine	Information	S10	T10	T20 - T23	T22 - T25	
All engines		7.0096	7.6142			
All engines	pole nr. 4			7.1161	T20	
All engines	pole nr. 2			7.1179	T20	
All engines	RHD				7.1170	T22
All engines	LHD				7.1248	T22

ENGINE				
1000	Petrol	32	01/86-04/92	156 A2.100, 156 A3.100

Engine	Information	S10	T10	T20 - T23	T22 - T25
Eng. 156 A2.100	-> eng. 3683628	7.0000			
All engines		7.0060			
Eng. 156 A2.100	eng.type 3683628 ->	7.0096			
Eng. 156 A2.100			7.6038	7.1000	T20

ENGINE				
1000	Petrol	37	01/85-12/92	156 A3.000

Engine	Information	S10	T10	T20 - T23	T22 - T25
All engines	-> 30/04/91	7.0000			
All engines		7.0060	7.6038	7.1000	T20
All engines	01/05/91 ->	7.0096			

ENGINE				
1000 4x4	Petrol	32	01/86-07/89	156 A2.100, 156 A3.100

Engine	Information	S10	T10	T20 - T23	T22 - T25
Eng. 156 A2.100		7.0000	7.6038	7.1000	T20
All engines		7.0060			

S10 OIL PRESSURE WARNING LIGHT SWITCH	T10 REVERSING LIGHT SWITCH	T20 BRAKE LIGHT SWITCH
T22 SWITCH CLUTCH CONTROL (CRUISE CONTROL)	T23 SWITCH BRAKE ACTUATION (ENGINE TIMING)	T25 SWITCH CLUTCH CONTROL (ENGINE CONTROL)

				FUNCTIONS ON THE VEHICLE				
Vehicle	alim.	kW	Date	Engine	 S10	 T10	 T20 - T23	 T22 - T25
ENGINE								
1000 4x4	Petrol	33	05/86-12/94	141 C2.000, 156 A2.246				
Engine	Information			S10	T10	T20 - T23	T22 - T25	
Eng. 156 A2.246	->VET. 3016645, ->VET. 4370258, ->VET. 6805166			7.0000				
All engines				7.0060	7.6038	7.1000	T20	
All engines	VET. 3016645 ->, VET. 4370258 ->, VET. 6805166 ->			7.0096				
ENGINE								
1000 4x4	Petrol	37	01/86-12/92	156 A3.000				
Engine	Information			S10	T10	T20 - T23	T22 - T25	
All engines	-> 30/04/91			7.0000				
All engines				7.0060	7.6038	7.1000	T20	
All engines	01/05/91 ->			7.0096				
ENGINE								
1000 Fire [CHE]	Petrol	33	11/87-04/91	156 A2.146				
Engine	Information			S10	T10	T20 - T23	T22 - T25	
All engines				7.0000	7.6038	7.1000	T20	
ENGINE								
1000 Fire [DEU]	Petrol	33	01/86-07/89	156 A2.048				
Engine	Information			S10	T10	T20 - T23	T22 - T25	
All engines				7.0000	7.6038	7.1000	T20	
ENGINE								
1000 i.e	Petrol	33	08/92-02/04	156 A2.246				
Engine	Information			S10	T10	T20 - T23	T22 - T25	
All engines	->eng. 3683628			7.0000				
All engines				7.0060	7.6038	7.1000	T20	
All engines	eng.type 3683628 ->			7.0096				
ENGINE								
1000 i.e. Cat	Petrol	33	10/87-08/98	141 C2.000, 156 A2.246				
Engine	Information			S10	T10	T20 - T23	T22 - T25	
Eng. 156 A2.246	->eng. 3683628			7.0000				
All engines				7.0060	7.6038	7.1000	T20	
All engines	eng.type 3683628 ->			7.0096				
ENGINE								
1100	Petrol	37	05/91-12/99	156 C.046				
Engine	Information			S10	T10	T20 - T23	T22 - T25	
All engines	->eng. 3683628			7.0000				
All engines				7.0060	7.6038	7.1000	T20	
All engines	01/01/93 ->			7.0096				
ENGINE								
1100	Petrol	40	02/95-09/03	176 B2.000, 187 A1.000				
Engine	Information			S10	T10	T20 - T23	T22 - T25	
All engines				7.0060, 7.0096	7.6038			
All engines	-> 31/01/02					7.1000	T20	
Eng. 187 A1.000	01/02/02 ->					7.1108	T20	
ENGINE								
1100 4x4	Petrol	40	02/95-07/04	176 B2.000				
Engine	Information			S10	T10	T20 - T23	T22 - T25	
All engines				7.0060, 7.0096	7.6038	7.1000	T20	
ENGINE								
1100 i.e.	Petrol	37	01/86-04/91	156 C.046				
Engine	Information			S10	T10	T20 - T23	T22 - T25	
All engines				7.0000	7.6038	7.1000	T20	
ENGINE								
1100 i.e. 4x4	Petrol	37	12/00->	187 A1.000				
Engine	Information			S10	T10	T20 - T23	T22 - T25	
All engines				7.0096	7.6038			
All engines	-> 31/01/02					7.1000	T20	
All engines	01/02/02 ->					7.1108	T20	

S10	OIL PRESSURE WARNING LIGHT SWITCH	T10	REVERSING LIGHT SWITCH	T20	BRAKE LIGHT SWITCH
T22	SWITCH CLUTCH CONTROL (CRUISE CONTROL)	T23	SWITCH BRAKE ACTUATION (ENGINE TIMING)	T25	SWITCH CLUTCH CONTROL (ENGINE CONTROL)

FUNCTIONS ON THE VEHICLE

Vehicle	alim.	kW	Date	Engine	 S10	 T10	 T20 - T23	 T22 - T25
---------	-------	----	------	--------	---	---	--	---

ENGINE				
1100 Trekking 4x4	Petrol	37	10/91-07/04	156 C.046

Engine	Information	S10	T10	T20 - T23	T22 - T25
All engines	->VET. 3016645, ->VET. 4370258, ->VET. 6805166	7.0000			
All engines		7.0060	7.6038	7.1000	T20
All engines	VET. 3016645 ->, VET. 4370258 ->, VET. 6805166 ->	7.0096			

ENGINE				
1300 D	Diesel	27	04/86-12/92	156 A5.000

Engine	Information	S10	T10	T20 - T23	T22 - T25
All engines	-> 30/04/91	7.0003			
All engines		7.0060	7.6038	7.1000	T20

ENGINE				
650	Petrol	22	01/82-07/04	141 A.000

Engine	Information	S10	T10	T20 - T23	T22 - T25
All engines		7.0001, 7.0060	7.6031	7.1000	T20

ENGINE				
750	Petrol	25	01/86-10/03	141 B.000, 156 A4.000, 156 A4.048

Engine	Information	S10	T10	T20 - T23	T22 - T25
Eng. 156 A4.000	->eng. 3683628	7.0000			
Eng. 141 B.000	->eng. 3683628	7.0001			
All engines		7.0060			
Eng. 141 B.000, 156 A4.000	01/11/91 ->, eng.type 3683628 ->	7.0096			
Eng. 141 B.000	-> 01/11/91, eng.type 3683629 ->	7.0097			
Eng. 141 B.000, 156 A4.000			7.6038	7.1000	T20

ENGINE				
750 Cat	Petrol	25	01/95-10/03	156 A4.048

Engine	Information	S10	T10	T20 - T23	T22 - T25
All engines	->eng. 3683628	7.0000			
All engines		7.0060	7.6038	7.1000	T20
All engines	eng.type 3683628 ->	7.0096			

ENGINE				
750 Fire	Petrol	25	11/88-04/91	156 A4.048

Engine	Information	S10	T10	T20 - T23	T22 - T25
All engines		7.0000	7.6038	7.1000	T20

ENGINE				
800	Petrol	25	02/81-12/85	100 GL6.000

Engine	Information	S10	T10	T20 - T23	T22 - T25
All engines		7.0001, 7.0060		7.1000	T20

ENGINE				
900	Petrol	29	04/92-12/96	1170 A1.046

Engine	Information	S10	T10	T20 - T23	T22 - T25
All engines		7.0060, 7.0096	7.6038	7.1000	T20

ENGINE				
900	Petrol	33	10/80-06/94	100 GL3.000, 146 A.000

Engine	Information	S10	T10	T20 - T23	T22 - T25
Eng. 100 GL3.000		7.0001		7.1000	T20
All engines		7.0060			

ENGINE				
900 CL	Petrol	33	01/86-12/92	146 A.048

Engine	Information	S10	T10	T20 - T23	T22 - T25
All engines	->eng. 3683628	7.0001			
All engines	01/11/91 ->	7.0096			
All engines	-> 01/11/91, eng.type 3683629 ->	7.0097			
All engines			7.6038	7.1000	T20

ENGINE				
900 i.e.	Petrol	29	01/98->	1170 A1.046

Engine	Information	S10	T10	T20 - T23	T22 - T25
All engines		7.0096	7.6038	7.1000	T20

S10 OIL PRESSURE WARNING LIGHT SWITCH	T10 REVERSING LIGHT SWITCH	T20 BRAKE LIGHT SWITCH
T22 SWITCH CLUTCH CONTROL (CRUISE CONTROL)	T23 SWITCH BRAKE ACTUATION (ENGINE TIMING)	T25 SWITCH CLUTCH CONTROL (ENGINE CONTROL)

FUNCTIONS ON THE VEHICLE

Vehicle	alim.	kW	Date	Engine	 S10	 T10	 T20 - T23	 T22 - T25
---------	-------	----	------	--------	---	---	--	---

ENGINE				
950	Petrol	35	09/82-08/83	A 112 B1.054

Engine	Information	S10	T10	T20 - T23	T22 - T25
All engines		7.0001, 7.0060		7.1000 T20	

ENGINE				
950 4x4	Petrol	35	09/83-12/86	A 112 B1.054

Engine	Information	S10	T10	T20 - T23	T22 - T25
All engines		7.0001, 7.0060		7.1000 T20	

PANDA II				
ENGINE				
1.1	Petrol	40	09/03->	187 A1.000

Engine	Information	S10	T10	T20 - T23	T22 - T25
All engines	COL:black, switch press. 0.30-0.60 bar, thread M14X1.5, without cable	7.0096			
All engines	spanner size 22, thread M18x1.5		7.6142		
All engines	COL:white			7.1179 T20	
All engines	RHD				7.1170 T22
All engines	LHD				7.1248 T22

ENGINE				
1.2	Petrol	44	09/03->	188 A4.000

Engine	Information	S10	T10	T20 - T23	T22 - T25
All engines	COL:black, switch press. 0.30-0.60 bar, thread M14X1.5, without cable	7.0096			
All engines	spanner size 22, thread M18x1.5		7.6142		
All engines	DYNAMIC, semiaut.			7.1161 T20	
All engines	ACTIVE, COL:white, man.			7.1179 T20	
All engines	RHD				7.1170 T22
All engines	LHD				7.1248 T22

ENGINE				
1.2	Petrol	51	03/10->	169 A4.000

Engine	Information	S10	T10	T20 - T23	T22 - T25
All engines	COL:black, switch press. 0.30-0.60 bar, thread M14X1.5, without cable	7.0096			
All engines	spanner size 22, thread M18x1.5		7.6142		
All engines				7.1161 T20	
All engines	RHD				7.1170 T22
All engines	LHD				7.1248 T22

ENGINE				
1.2 4x4	Petrol	44	09/04->	188 A4.000

Engine	Information	S10	T10	T20 - T23	T22 - T25
All engines	COL:black, switch press. 0.30-0.60 bar, thread M14X1.5, without cable	7.0096			
All engines	spanner size 22, thread M18x1.5		7.6142		
All engines				7.1161 T20	
All engines	RHD				7.1170 T22
All engines	LHD				7.1248 T22

ENGINE				
1.2 4x4	Petrol	51	11/09->	169 A4.000


Engine	Information	S10	T10	T20 - T23	T22 - T25
All engines	COL:black, switch press. 0.30-0.60 bar, thread M14X1.5, without cable	7.0096			
All engines	spanner size 22, thread M18x1.5		7.6142		
All engines				7.1161 T20	
All engines	RHD				7.1170 T22
All engines	LHD				7.1248 T22

ENGINE				
1.2 Bipower	Petrol/ Ethanol	44	09/04-12/11	188 A4.000

Engine	Information	S10	T10	T20 - T23	T22 - T25
All engines	COL:black, switch press. 0.30-0.60 bar, thread M14X1.5, without cable	7.0096			
All engines	spanner size 22, thread M18x1.5		7.6142		
All engines	COL:white			7.1179 T20	
All engines					7.1248 T25

S10 OIL PRESSURE WARNING LIGHT SWITCH	T10 REVERSING LIGHT SWITCH	T20 BRAKE LIGHT SWITCH
T22 SWITCH CLUTCH CONTROL (CRUISE CONTROL)	T23 SWITCH BRAKE ACTUATION (ENGINE TIMING)	T25 SWITCH CLUTCH CONTROL (ENGINE CONTROL)

FUNCTIONS ON THE VEHICLE

Vehicle	alim.	kW	Date	Engine	 S10	 T10	 T20 - T23	 T22 - T25
---------	-------	----	------	--------	---	---	--	---

ENGINE				
1.2 LPG	Petrol/ Petroleum Gas (LPG)	44	04/09->	188 A4.000

Engine	Information	S10	T10	T20 - T23	T22 - T25
All engines	COL:black, switch press. 0.30-0.60 bar, thread M14X1.5, without cable	7.0096			
All engines	spanner size 22, thread M18x1.5		7.6142		
All engines	COL:white			7.1179 T20	
All engines	RHD				7.1170 T22
All engines	LHD				7.1248 T22
All engines					7.1248 T25

ENGINE				
1.2 LPG	Petrol/ Petroleum Gas (LPG)	51	09/10->	169 A4.000

Engine	Information	S10	T10	T20 - T23	T22 - T25
All engines	COL:black, switch press. 0.30-0.60 bar, thread M14X1.5, without cable	7.0096			
All engines	spanner size 22, thread M18x1.5		7.6142		
All engines				7.1161 T20	7.1248 T22

ENGINE				
1.2 Natural Power	Petrol/ Natural Gas (CNG)	44	01/07-12/11	188 A4.000, 188A4000C-NG

Engine	Information	S10	T10	T20 - T23	T22 - T25
All engines	COL:black, switch press. 0.30-0.60 bar, thread M14X1.5, without cable	7.0096			
All engines	spanner size 22, thread M18x1.5		7.6142		
Eng. 188 A4.000	pole nr. 4			7.1161 T20	
All engines	COL:white, pole nr. 2			7.1179 T20	
Eng. 188A4000CNG	COL:blue			7.1247 T20	
Eng. 188 A4.000	RHD				7.1170 T22
All engines	LHD				7.1248 T22

ENGINE				
1.3 D Multijet	Diesel	51	09/03->	188 A8.000, 188 A9.000

Engine	Information	S10	T10	T20 - T23	T22 - T25
All engines	COL:black, switch press. 0.30-0.60 bar, thread M14X1.5, without cable	7.0096			
All engines	spanner size 22, thread M18x1.5		7.6142		
All engines	DYNAMIC, pole nr. 4			7.1161 T20	
All engines	COL:white, EMOTION, pole nr. 2			7.1179 T20	
All engines	RHD				7.1170 T22
All engines	LHD				7.1248 T22
Eng. 188 A8.000					7.1248 T25

ENGINE				
1.3 D Multijet	Diesel	52	04/09->	--

Engine	Information	S10	T10	T20 - T23	T22 - T25
All engines		7.0096	7.6142		
All engines	pole nr. 4			7.1161 T20	
All engines	pole nr. 2			7.1179 T20	
All engines	RHD				7.1170 T22
All engines	LHD				7.1248 T22

ENGINE				
1.3 D Multijet	Diesel	55	01/06->	--, 169 A1.000, 169 A5.000

Engine	Information	S10	T10	T20 - T23	T22 - T25
All engines	COL:black, switch press. 0.30-0.60 bar, thread M14X1.5, without cable	7.0096			
All engines	spanner size 22, thread M18x1.5		7.6142		
All engines	DYNAMIC, pole nr. 4			7.1161 T20	
All engines	COL:white, EMOTION, pole nr. 2			7.1179 T20	
Eng. --, 169 A1.000	RHD				7.1170 T22
Eng. --, 169 A1.000	LHD				7.1248 T22
Eng. 169 A1.000					7.1248 T25

S10	OIL PRESSURE WARNING LIGHT SWITCH	T10	REVERSING LIGHT SWITCH	T20	BRAKE LIGHT SWITCH
T22	SWITCH CLUTCH CONTROL (CRUISE CONTROL)	T23	SWITCH BRAKE ACTUATION (ENGINE TIMING)	T25	SWITCH CLUTCH CONTROL (ENGINE CONTROL)

FUNCTIONS ON THE VEHICLE

Vehicle	alim.	kW	Date	Engine	 S10	 T10	 T20 - T23	 T22 - T25
---------	-------	----	------	--------	---	---	--	---

ENGINE				
1.3 D Multijet 4x4	Diesel	51	10/04->	188 A8.000, 188 A9.000

Engine	Information	S10	T10	T20 - T23	T22 - T25
All engines	COL:black, switch press. 0.30-0.60 bar, thread M14X1.5, without cable	7.0096			
All engines	spanner size 22, thread M18x1.5		7.6142		
All engines	pole nr. 4			7.1161 T20	
All engines	COL:white, pole nr. 2			7.1179 T20	
All engines	RHD				7.1170 T22
All engines	LHD				7.1248 T22
Eng. 188 A8.000					7.1248 T25

ENGINE				
1.3 D Multijet 4x4	Diesel	55	01/06->	169 A1.000

Engine	Information	S10	T10	T20 - T23	T22 - T25
All engines	COL:black, switch press. 0.30-0.60 bar, thread M14X1.5, without cable	7.0096			
All engines	spanner size 22, thread M18x1.5		7.6142		
All engines	COL:white			7.1179 T20	
All engines					7.1248 T25

ENGINE				
1.3 JTD Multijet 4x4	Diesel	55	09/10-08/13	169 A1.000

Engine	Information	S10	T10	T20 - T23	T22 - T25
All engines	COL:black, switch press. 0.30-0.60 bar, thread M14X1.5, without cable	7.0096			
All engines	spanner size 22, thread M18x1.5		7.6142		
All engines				7.1161 T20	
All engines	RHD				7.1170 T22
All engines	LHD				7.1248 T22

ENGINE				
1.4	Petrol	74	10/06->	169 A3.000

Engine	Information	S10	T10	T20 - T23	T22 - T25
All engines	COL:black, switch press. 0.30-0.60 bar, thread M14X1.5, without cable	7.0096			
All engines	spanner size 22, thread M18x1.5		7.6142		
All engines	COL:white			7.1179 T20	
All engines	RHD				7.1170 T22
All engines	LHD				7.1248 T22

ENGINE				
1.4 16V	Petrol	51	01/10->	--

Engine	Information	S10	T10	T20 - T23	T22 - T25
All engines		7.0096	7.6142	7.1161 T20	
All engines	RHD				7.1170 T22
All engines	LHD				7.1248 T22

ENGINE				
1.4 Natural Power	CNG	57	10/09-12/12	350A1000CNG

Engine	Information	S10	T10	T20 - T23	T22 - T25
All engines	spanner size 22, thread M18x1.5		7.6142		
All engines				7.1161 T20	

ENGINE				
1.4 Natural Power	Petrol/ Natural Gas (CNG)	51	01/12-12/12	350 A1.000

Engine	Information	S10	T10	T20 - T23	T22 - T25
All engines		7.0096	7.6142	7.1161 T20	
All engines	RHD				7.1170 T22
All engines	LHD				7.1248 T22

ENGINE				
1.4 Natural Power	Petrol/ Natural Gas (CNG)	57	10/09->	350 A1.000, 350A1000C- NG

Engine	Information	S10	T10	T20 - T23	T22 - T25
All engines	COL:black, switch press. 0.30-0.60 bar, thread M14X1.5, without cable	7.0096			
All engines	spanner size 22, thread M18x1.5		7.6142		
All engines				7.1161 T20	
Eng. 350 A1.000	RHD				7.1170 T22

S10	OIL PRESSURE WARNING LIGHT SWITCH	T10	REVERSING LIGHT SWITCH	T20	BRAKE LIGHT SWITCH
T22	SWITCH CLUTCH CONTROL (CRUISE CONTROL)	T23	SWITCH BRAKE ACTUATION (ENGINE TIMING)	T25	SWITCH CLUTCH CONTROL (ENGINE CONTROL)

FUNCTIONS ON THE VEHICLE

Vehicle	alim.	kW	Date	Engine	 S10	 T10	 T20 - T23	 T22 - T25
---------	-------	----	------	--------	---	---	--	---

ENGINE				
1.4 Natural Power	Petrol/ Natural Gas (CNG)	57	10/09->	350 A1.000, 350A1000C-NG

Engine	Information	S10	T10	T20 - T23	T22 - T25
Eng. 350 A1.000	LHD				7.1248 T22

PANDA III				
ENGINE				
0.9	Petrol	44	12/13->	312 A4.000, 312 A6.000

Engine	Information	S10	T10	T20 - T23	T22 - T25
All engines	COL:black, switch press. 0.30-0.60 bar, thread M14X1.5, without cable	7.0096			
All engines	spanner size 22, thread M18x1.5		7.6142		
Eng. 312 A4.000	see connection type			7.1161 T20	
All engines	COL:blue, euro 5, see connection type			7.1247 T20	

ENGINE				
0.9	Petrol	48	02/12->	312 A4.000

Engine	Information	S10	T10	T20 - T23	T22 - T25
All engines	COL:black, switch press. 0.30-0.60 bar, thread M14X1.5, without cable	7.0096			
All engines	spanner size 22, thread M18x1.5		7.6142		
All engines	RHD			7.1161 T20	
All engines	COL:blue, euro 5, LHD, RHD			7.1247 T20	

ENGINE				
0.9	Petrol	57	02/12->	312 A7.000

Engine	Information	S10	T10	T20 - T23	T22 - T25
All engines	COL:black	7.0096			
All engines			7.6142		
All engines	see connection type			7.1161, 7.1247 T20	

ENGINE				
0.9	Petrol	59	12/13->	312 A5.000

Engine	Information	S10	T10	T20 - T23	T22 - T25
All engines	COL:black, switch press. 0.30-0.60 bar, thread M14X1.5, without cable	7.0096			
All engines	spanner size 22, thread M18x1.5		7.6142		
All engines	see connection type			7.1161 T20	
All engines	COL:blue, see connection type			7.1247 T20	

ENGINE				
0.9	Petrol	63	02/12->	312 A2.000

Engine	Information	S10	T10	T20 - T23	T22 - T25
All engines	COL:black, switch press. 0.30-0.60 bar, thread M14X1.5, without cable	7.0096			
All engines	spanner size 22, thread M18x1.5		7.6142		
All engines	RHD, see connection type			7.1161 T20	
All engines	COL:blue, euro 5, LHD, RHD, see connection type			7.1247 T20	

ENGINE				
0.9 4x4	Petrol	63	09/12->	312 A2.000

Engine	Information	S10	T10	T20 - T23	T22 - T25
All engines	COL:black, switch press. 0.30-0.60 bar, thread M14X1.5, without cable	7.0096			
All engines	spanner size 22, thread M18x1.5		7.6142		
All engines	RHD			7.1161 T20	
All engines	COL:blue, euro 5, LHD, RHD			7.1247 T20	

ENGINE				
0.9 4x4	Petrol	66	06/14->	312 A2.000, 312 A7.000

Engine	Information	S10	T10	T20 - T23	T22 - T25
All engines	COL:black, switch press. 0.30-0.60 bar, thread M14X1.5, without cable	7.0096			
All engines	spanner size 22, thread M18x1.5		7.6142		
All engines	RHD, see connection type			7.1161 T20	
All engines	COL:blue, euro 5, LHD, RHD, see connection type			7.1247 T20	

S10 OIL PRESSURE WARNING LIGHT SWITCH	T10 REVERSING LIGHT SWITCH	T20 BRAKE LIGHT SWITCH
T22 SWITCH CLUTCH CONTROL (CRUISE CONTROL)	T23 SWITCH BRAKE ACTUATION (ENGINE TIMING)	T25 SWITCH CLUTCH CONTROL (ENGINE CONTROL)

Vehicle	alim.	kW	Date	Engine	FUNCTIONS ON THE VEHICLE			
					S10	T10	T20 - T23	T22 - T25

ENGINE				
0.9 Natural Power	Petrol/ Natural Gas (CNG)	59	01/15->	312 A2.000, 312A2000C-NG

Engine	Information	S10	T10	T20 - T23	T22 - T25
All engines	COL:black, switch press. 0.30-0.60 bar, thread M14X1.5, without cable	7.0096			
All engines	-> 01/01/18, spanner size 22, thread M18x1.5		7.6142		
All engines	-> 01/06/16, RHD, see connection type			7.1161	T20
All engines	-> 01/06/16, COL:blue, LHD, RHD, see connection type			7.1247	T20

ENGINE				
0.9 Natural Power	Petrol/ Natural Gas (CNG)	63	07/12->	312 A2.000, 312A2000C-NG

Engine	Information	S10	T10	T20 - T23	T22 - T25
All engines	COL:black, switch press. 0.30-0.60 bar, thread M14X1.5, without cable	7.0096			
All engines	-> 01/01/18, spanner size 22, thread M18x1.5		7.6142		
All engines	-> 01/06/16, RHD, see connection type			7.1161	T20
All engines	-> 01/06/16, COL:blue, LHD, RHD, see connection type			7.1247	T20

ENGINE				
1.2	Petrol	51	02/12->	169 A4.000

Engine	Information	S10	T10	T20 - T23	T22 - T25
All engines	COL:black, switch press. 0.30-0.60 bar, thread M14X1.5, without cable	7.0096			
All engines	spanner size 22, thread M18x1.5		7.6142		
All engines	RHD			7.1161	T20
All engines	COL:blue, euro 5, LHD, RHD			7.1247	T20

ENGINE				
1.2 LPG	Petrol/ LPG Gas	51	06/12->	169 A4.000

Engine	Information	S10	T10	T20 - T23	T22 - T25
All engines	COL:black, switch press. 0.30-0.60 bar, thread M14X1.5, without cable	7.0096			
All engines	spanner size 22, thread M18x1.5		7.6142		
All engines	COL:blue, euro 5			7.1247	T20

ENGINE				
1.3 D Multijet	Diesel	55	02/12->	199 A1.000, 199 A9.000

Engine	Information	S10	T10	T20 - T23	T22 - T25
All engines	COL:black, switch press. 0.30-0.60 bar, thread M14X1.5, without cable	7.0096			
All engines	COL:blue, switch press. 0.2 bar, thread M10X1.0, UFI	7.0163			
All engines	spanner size 22, thread M14x1.5		7.6067		
All engines	RHD, see connection type			7.1161	T20
All engines	COL:blue, euro 5, LHD, RHD, see connection type			7.1247	T20

ENGINE				
1.3 D Multijet	Diesel	59	12/15->	225 A2.000, 312 A8.000, 312 B2.000


Engine	Information	S10	T10	T20 - T23	T22 - T25
All engines	COL:black, euro 6, switch press. 0.30-0.60 bar, thread M14X1.5, without cable	7.0096			
All engines	COL:blue, euro 6, switch press. 0.2 bar, thread M10X1.0, UFI	7.0163			
All engines	spanner size 22, thread M14x1.5		7.6067		
All engines	see connection type			7.1161	T20
All engines	COL:blue, see connection type			7.1247	T20

ENGINE				
1.3 D Multijet	Diesel	70	04/15->	199 B1.000, 312 B1.000, 330 A1.000

Engine	Information	S10	T10	T20 - T23	T22 - T25
All engines	COL:black, switch press. 0.30-0.60 bar, thread M14X1.5, without cable	7.0096			
Eng. 199 B1.000	COL:blue	7.0163			
All engines	spanner size 22, thread M14x1.5		7.6067		
Eng. 199 B1.000	see connection type			7.1161	T20
All engines	COL:blue, euro 5, euro 6, see connection type			7.1247	T20

S10	OIL PRESSURE WARNING LIGHT SWITCH	T10	REVERSING LIGHT SWITCH	T20	BRAKE LIGHT SWITCH
T22	SWITCH CLUTCH CONTROL (CRUISE CONTROL)	T23	SWITCH BRAKE ACTUATION (ENGINE TIMING)	T25	SWITCH CLUTCH CONTROL (ENGINE CONTROL)

FUNCTIONS ON THE VEHICLE

Vehicle	alim.	kW	Date	Engine	 S10	 T10	 T20 - T23	 T22 - T25
---------	-------	----	------	--------	---	---	--	---

				ENGINE
1.3 D Multijet 4x4	Diesel	55	06/12->	199 A1.000, 199 A9.000

Engine	Information	S10	T10	T20 - T23	T22 - T25
All engines	COL:black, switch press. 0.30-0.60 bar, thread M14x1.5, without cable	7.0096			
Eng. 199 A1.000	COL:blue	7.0163			
All engines	spanner size 22, thread M14x1.5		7.6067		
All engines	RHD, see connection type			7.1161	T20
All engines	COL:blue, euro 5, LHD, RHD, see connection type			7.1247	T20

				ENGINE
1.3 D Multijet 4x4	Diesel	59	06/14->	199 A9.000, 225 A2.000, 312 A8.000, 312 B2.000

Engine	Information	S10	T10	T20 - T23	T22 - T25
All engines	COL:black, euro 6, switch press. 0.30-0.60 bar, thread M14x1.5, without cable	7.0096			
Eng. 199 A9.000, 225 A2.000, 312 B2.000	COL:blue, euro 6, switch press. 0.2 bar, thread M10x1.0, UFI	7.0163			
All engines	spanner size 22, thread M14x1.5		7.6067		
All engines	RHD, see connection type			7.1161	T20
All engines	COL:blue, euro 5, LHD, RHD, see connection type			7.1247	T20

				ENGINE
1.3 D Multijet 4x4	Diesel	70	04/15->	199 B1.000, 312 B1.000, 330 A1.000

Engine	Information	S10	T10	T20 - T23	T22 - T25
All engines	COL:black, switch press. 0.30-0.60 bar, thread M14x1.5, without cable	7.0096			
Eng. 199 B1.000, 330 A1.000	COL:blue	7.0163			
All engines	spanner size 22, thread M14x1.5		7.6067		
Eng. 199 B1.000, 330 A1.000	see connection type			7.1161	T20
All engines	COL:blue, euro 5, euro 6, see connection type			7.1247	T20

PRATICO

				ENGINE
1.3 JTD Multijet	Diesel	66	02/10->	199 A3.000, 263 A2.000

Engine	Information	S10	T10	T20 - T23	T22 - T25
All engines	COL:black, switch press. 0.30-0.60 bar, thread M14x1.5, without cable	7.0096			
All engines	spanner size 22, thread M14x1.5		7.6067		
All engines	COL:blue			7.1247	T20
All engines	-start-stop function				7.1226 T22

				ENGINE
1.6 JTD Multijet	Diesel	77	02/10->	198 A3.000

Engine	Information	S10	T10	T20 - T23	T22 - T25
All engines	COL:black, switch press. 0.30-0.60 bar, thread M14x1.5, without cable	7.0096			
All engines	COL:blue			7.1247	T20
All engines	-start-stop function				7.1226 T22

				ENGINE
2.0 JTD Multijet	Diesel	99	02/10->	263 A1.000

Engine	Information	S10	T10	T20 - T23	T22 - T25
All engines	COL:black, switch press. 0.30-0.60 bar, thread M14x1.5, without cable	7.0096			
All engines			7.6196		
All engines	COL:blue			7.1247	T20
All engines	-start-stop function				7.1226 T22

PUNTO

				ENGINE
1.4	Petrol	57	03/12->	350 A1.000

Engine	Information	S10	T10	T20 - T23	T22 - T25
All engines	COL:black, switch press. 0.30-0.60 bar, thread M14x1.5, without cable	7.0096			
All engines	COL:blue			7.1247	T20


				ENGINE
1.4 LPG	Petrol/ Petro- leum Gas (LPG)	57	03/09-02/12	350 A1.000

Engine	Information	S10	T10	T20 - T23	T22 - T25
All engines	COL:black, switch press. 0.30-0.60 bar, thread M14x1.5, without cable	7.0096			
All engines	spanner size 22, thread M18x1.5		7.6142		

S10 OIL PRESSURE WARNING LIGHT SWITCH	T10 REVERSING LIGHT SWITCH	T20 BRAKE LIGHT SWITCH
T22 SWITCH CLUTCH CONTROL (CRUISE CONTROL)	T23 SWITCH BRAKE ACTUATION (ENGINE TIMING)	T25 SWITCH CLUTCH CONTROL (ENGINE CONTROL)

				FUNCTIONS ON THE VEHICLE				
Vehicle	alim.	kW	Date	Engine	 S10	 T10	 T20 - T23	 T22 - T25
ENGINE								
1.4 LPG	Petrol/ Petro- leum Gas (LPG)	57	03/09-02/12	350 A1.000				
Engine	Information			S10	T10	T20 - T23	T22 - T25	
All engines	COL:blue					7.1247	T20	
ENGINE								
1.4 Natural Power	CNG	57	03/09-02/12	350A1000CNG				
Engine	Information			S10	T10	T20 - T23	T22 - T25	
All engines	COL:black, switch press. 0.30-0.60 bar, thread M14x1.5, without cable			7.0096				
All engines	spanner size 22, thread M18x1.5				7.6142			
All engines	COL:blue					7.1247	T20	
PUNTO I								
ENGINE								
1.1	Petrol	40	04/96-02/00	176 B2.000				
Engine	Information			S10	T10	T20 - T23	T22 - T25	
All engines				7.0096	7.6142	7.1108	T20	
All engines	interference suppressed					7.1107	T20	
ENGINE								
1.2 16V	Petrol	63	04/97-09/99	176 B9.000				
Engine	Information			S10	T10	T20 - T23	T22 - T25	
All engines				7.0096	7.6142	7.1108	T20	
All engines	interference suppressed					7.1107	T20	
ENGINE								
1.4 GT Turbo	Petrol	96	09/96-07/99	176 B6.000				
Engine	Information			S10	T10	T20 - T23	T22 - T25	
All engines				7.0096	7.6067	7.1108	T20	
All engines	with radio control function					7.1107	T20	
ENGINE								
1.4 GT Turbo	Petrol	98	10/93-03/97	176 A4.000				
Engine	Information			S10	T10	T20 - T23	T22 - T25	
All engines				7.0096	7.6067	7.1108	T20	
All engines	with radio control function					7.1107	T20	
ENGINE								
1.6	Petrol	65	01/94-04/97	176 A9.000				
Engine	Information			S10	T10	T20 - T23	T22 - T25	
All engines				7.0096	7.6142	7.1108	T20	
All engines	interference suppressed					7.1107	T20	
ENGINE								
1.7 D	Diesel	42	04/94-02/00	176 B3.000				
Engine	Information			S10	T10	T20 - T23	T22 - T25	
All engines				7.0096	7.6142			
All engines	LHD, RHD, with radio control function					7.1107	T20	
All engines	LHD					7.1108	T20	
ENGINE								
1.7 TD	Diesel	46	09/96-09/99	176 B7.000				
Engine	Information			S10	T10	T20 - T23	T22 - T25	
All engines				7.0096	7.6067	7.1108	T20	
All engines	interference suppressed					7.1107	T20	
ENGINE								
1.7 TD	Diesel	51	01/94-09/99	176 A3.000				
Engine	Information			S10	T10	T20 - T23	T22 - T25	
All engines				7.0096	7.6067			
All engines	LHD, RHD, with radio control function					7.1107	T20	
All engines	LHD					7.1108	T20	
ENGINE								
1.7 TD	Diesel	52	01/94-02/00	176 A5.000				
Engine	Information			S10	T10	T20 - T23	T22 - T25	
All engines				7.0096	7.6067			
All engines	LHD, RHD, with radio control function					7.1107	T20	
All engines	LHD					7.1108	T20	

S10	OIL PRESSURE WARNING LIGHT SWITCH	T10	REVERSING LIGHT SWITCH	T20	BRAKE LIGHT SWITCH
T22	SWITCH CLUTCH CONTROL (CRUISE CONTROL)	T23	SWITCH BRAKE ACTUATION (ENGINE TIMING)	T25	SWITCH CLUTCH CONTROL (ENGINE CONTROL)

Vehicle	alim.	kW	Date	Engine	 S10	 T10	 T20 - T23	 T22 - T25
---------	-------	----	------	--------	---	---	--	---

ENGINE				
55 1.1	Petrol	40	09/93-09/99	176 A6.000, 176 B2.000

Engine	Information	S10	T10	T20 - T23	T22 - T25
All engines		7.0096	7.6142	7.1108 T20	
All engines	interference suppressed			7.1107 T20	

ENGINE				
60 1.2	Petrol	43	01/94-06/00	176 A7.000

Engine	Information	S10	T10	T20 - T23	T22 - T25
All engines		7.0096	7.6142	7.1108 T20	
All engines	interference suppressed			7.1107 T20	

ENGINE				
60 1.2	Petrol	44	09/93-06/00	176 B1.000, 176 B4.000

Engine	Information	S10	T10	T20 - T23	T22 - T25
All engines		7.0096	7.6142	7.1108 T20	
All engines	interference suppressed			7.1107 T20	

ENGINE				
75 1.2	Petrol	54	10/93-09/99	176 A8.000

Engine	Information	S10	T10	T20 - T23	T22 - T25
All engines		7.0096	7.6142	7.1108 T20	
All engines	interference suppressed			7.1107 T20	

ENGINE				
85 16V 1.2	Petrol	63	04/97-06/00	176 B9.000

Engine	Information	S10	T10	T20 - T23	T22 - T25
All engines		7.0096	7.6142	7.1108 T20	
All engines	interference suppressed			7.1107 T20	

ENGINE				
90 1.6	Petrol	65	04/94-04/97	176 A9.000

Engine	Information	S10	T10	T20 - T23	T22 - T25
All engines		7.0096	7.6142	7.1108 T20	
All engines	interference suppressed			7.1107 T20	

PUNTO II

ENGINE				
1.2	Petrol	44	06/03->	188 A4.000

Engine	Information	S10	T10	T20 - T23	T22 - T25
All engines		7.0096	7.6142		
All engines	pole nr. 4			7.1161 T20	
All engines	pole nr. 2			7.1179 T20	
All engines	LHD				7.1170 T22
All engines	RHD				7.1209 T22

ENGINE				
1.2 16V	Petrol	59	06/03->	188 A5.000

Engine	Information	S10	T10	T20 - T23	T22 - T25
All engines		7.0096	7.6142		
All engines	pole nr. 4			7.1161 T20	
All engines	pole nr. 2			7.1179 T20	
All engines	LHD				7.1170 T22
All engines	RHD				7.1209 T22

ENGINE				
1.2 16V 80	Petrol	59	09/99-12/06	188 A5.000

Engine	Information	S10	T10	T20 - T23	T22 - T25
All engines	switch press. 0.3 bar, thread M14X1.5	7.0096			
All engines			7.6142		
All engines	-> 01/12/01, COL:white			7.1153 T20	
All engines	01/07/03 ->			7.1161 T20	
All engines	-> 01/06/03, 01/01/02 ->, COL:white			7.1179 T20	
All engines	RHD				7.1153 T22
All engines	LHD				7.1159 T22

ENGINE				
1.2 60	Petrol	44	09/99-12/10	188 A4.000

Engine	Information	S10	T10	T20 - T23	T22 - T25
All engines	switch press. 0.3 bar, thread M14X1.5	7.0096			
All engines			7.6142		

S10 OIL PRESSURE WARNING LIGHT SWITCH	T10 REVERSING LIGHT SWITCH	T20 BRAKE LIGHT SWITCH
T22 SWITCH CLUTCH CONTROL (CRUISE CONTROL)	T23 SWITCH BRAKE ACTUATION (ENGINE TIMING)	T25 SWITCH CLUTCH CONTROL (ENGINE CONTROL)

FUNCTIONS ON THE VEHICLE

Vehicle	alim.	kW	Date	Engine	 S10	 T10	 T20 - T23	 T22 - T25
---------	-------	----	------	--------	---	---	--	---

ENGINE				
1.2 60	Petrol	44	09/99-12/10	188 A4.000

Engine	Information	S10	T10	T20 - T23	T22 - T25
All engines	-> 01/12/01, COL:white			7.1153 T20	
All engines	01/07/03 ->			7.1161 T20	
All engines	-> 01/06/03, 01/01/02 ->, COL:white			7.1179 T20	

ENGINE				
1.2 Bifuel	Petrol/ Petroleum Gas (LPG)	44	08/07-03/12	188 A4.000

Engine	Information	S10	T10	T20 - T23	T22 - T25
All engines	COL:black, switch press. 0.30-0.60 bar, thread M14X1.5, without cable	7.0096			
All engines	spanner size 22, thread M18x1.5		7.6142		
All engines	COL:white			7.1179 T20	
All engines					7.1170 T22

ENGINE				
1.2 Bipower	Petrol/ Ethanol	44	08/01-05/03	188 A4.000

Engine	Information	S10	T10	T20 - T23	T22 - T25
All engines	switch press. 0.3 bar, thread M14X1.5	7.0096			
All engines	-> 01/12/01, COL:white			7.1153 T20	
All engines	01/01/02 ->, COL:white			7.1179 T20	

ENGINE				
1.2 Natural Power	Petrol/ Natural Gas (CNG)	38	04/04-04/06	188A4000CNG

Engine	Information	S10	T10	T20 - T23	T22 - T25
All engines	switch press. 0.3 bar, thread M14X1.5	7.0096			
All engines	COL:white			7.1179 T20	

ENGINE				
1.2 Natural Power	Petrol/ Natural Gas (CNG)	44	01/03-03/12	188 A4.000, 188A4000C-NG

Engine	Information	S10	T10	T20 - T23	T22 - T25
All engines	switch press. 0.3 bar, thread M14X1.5	7.0096			
Eng. 188 A4.000			7.6142		
Eng. 188 A4.000	pole nr. 4			7.1161 T20	
All engines	COL:white, pole nr. 2			7.1179 T20	
Eng. 188 A4.000	LHD				7.1170 T22
Eng. 188 A4.000	RHD				7.1209 T22

ENGINE				
1.3 D Multijet	Diesel	55	02/05-10/09	188 A9.000

Engine	Information	S10	T10	T20 - T23	T22 - T25
All engines		7.0096	7.6067	7.1161 T20	
All engines	LHD				7.1170 T22
All engines	RHD				7.1209 T22

ENGINE				
1.3 JTD	Diesel	51	06/03-10/05	188 A9.000




Engine	Information	S10	T10	T20 - T23	T22 - T25
All engines	COL:black, switch press. 0.30-0.60 bar, thread M14X1.5, without cable	7.0096			
All engines			7.6067	7.1161 T20	
All engines	LHD				7.1170 T22
All engines	RHD				7.1209 T22

ENGINE				
1.3 JTD 16V	Diesel	51	06/03-03/12	188 A9.000

Engine	Information	S10	T10	T20 - T23	T22 - T25
All engines	COL:black, switch press. 0.30-0.60 bar, thread M14X1.5, without cable	7.0096			
All engines			7.6067	7.1161 T20	
All engines	LHD				7.1170 T22
All engines	RHD				7.1209 T22

S10	OIL PRESSURE WARNING LIGHT SWITCH	T10	REVERSING LIGHT SWITCH	T20	BRAKE LIGHT SWITCH
T22	SWITCH CLUTCH CONTROL (CRUISE CONTROL)	T23	SWITCH BRAKE ACTUATION (ENGINE TIMING)	T25	SWITCH CLUTCH CONTROL (ENGINE CONTROL)

FUNCTIONS ON THE VEHICLE

Vehicle	alim.	kW	Date	Engine	 S10	 T10	 T20 - T23	 T22 - T25
ENGINE								
1.4	Petrol	70	09/03-03/12	843 A1.000				
Engine	Information			S10	T10	T20 - T23	T22 - T25	
All engines	switch press. 0.3 bar, thread M14X1.5			7.0096				
All engines					7.6142	7.1161	T20	
All engines	LHD							7.1170 T22
All engines	RHD							7.1209 T22
ENGINE								
1.4	Petrol	71	11/05->	199 A6.000				
Engine	Information			S10	T10	T20 - T23	T22 - T25	
All engines	switch press. 0.3 bar, thread M14X1.5			7.0096	7.6142	7.1161	T20	
All engines	LHD							7.1170 T22
All engines	RHD							7.1209 T22
ENGINE								
1.8 130 HGT	Petrol	96	09/99-03/12	183 A1.000, 188 A6.000				
Engine	Information			S10	T10	T20 - T23	T22 - T25	
All engines	switch press. 0.3 bar, thread M14X1.5			7.0096				
All engines					7.6067			
All engines	-> 01/12/01, COL:white					7.1153	T20	
All engines	01/07/03 ->					7.1161	T20	
All engines	-> 01/06/03, 01/01/02 ->, COL:white					7.1179	T20	
ENGINE								
1.8 16V	Petrol	96	06/03->	188 A6.000				
Engine	Information			S10	T10	T20 - T23	T22 - T25	
All engines	switch press. 0.3 bar, thread M14X1.5			7.0096	7.6067	7.1161	T20	
All engines	LHD							7.1170 T22
All engines	RHD							7.1209 T22
ENGINE								
1.9 D 60	Diesel	44	02/00-10/09	188 A3.000				
Engine	Information			S10	T10	T20 - T23	T22 - T25	
All engines	switch press. 0.3 bar, thread M14X1.5			7.0096				
All engines					7.6067			
All engines	-> 01/12/01, COL:white					7.1153	T20	
All engines	01/01/02 ->, COL:white					7.1179	T20	
All engines	RHD							7.1153 T22
All engines	LHD							7.1159 T22
ENGINE								
1.9 DS 60	Diesel	44	09/99-03/12	188 A3.000				
Engine	Information			S10	T10	T20 - T23	T22 - T25	
All engines	switch press. 0.3 bar, thread M14X1.5			7.0096				
All engines					7.6067			
All engines	-> 01/12/01, COL:white					7.1153	T20	
All engines	01/01/02 ->, COL:white					7.1179	T20	
All engines	RHD							7.1153 T22
All engines	LHD							7.1159 T22
ENGINE								
1.9 JTD	Diesel	63	02/00-03/12	188 A7.000				
Engine	Information			S10	T10	T20 - T23	T22 - T25	
All engines	switch press. 0.3 bar, thread M14X1.5			7.0096				
All engines					7.6067			
All engines	-> 01/12/01, COL:white					7.1153	T20	
All engines	01/07/03 ->					7.1161	T20	
All engines	-> 01/06/03, 01/01/02 ->, COL:white					7.1179	T20	
All engines	LHD							7.1170 T22
All engines	RHD							7.1209 T22
ENGINE								
1.9 JTD	Diesel	74	06/03-03/12	188 B2.000				
Engine	Information			S10	T10	T20 - T23	T22 - T25	
All engines	switch press. 0.3 bar, thread M14X1.5			7.0096				
All engines					7.6073	7.1161	T20	
All engines	LHD							7.1170 T22
All engines	RHD							7.1209 T22

S10	OIL PRESSURE WARNING LIGHT SWITCH	T10	REVERSING LIGHT SWITCH	T20	BRAKE LIGHT SWITCH
T22	SWITCH CLUTCH CONTROL (CRUISE CONTROL)	T23	SWITCH BRAKE ACTUATION (ENGINE TIMING)	T25	SWITCH CLUTCH CONTROL (ENGINE CONTROL)

FUNCTIONS ON THE VEHICLE

Vehicle	alim.	kW	Date	Engine	 S10	 T10	 T20 - T23	 T22 - T25
---------	-------	----	------	--------	---	---	--	---

				ENGINE
1.9 JTD 80	Diesel	59	09/99-03/12	188 A2.000

Engine	Information	S10	T10	T20 - T23	T22 - T25
All engines	switch press. 0.3 bar, thread M14X1.5	7.0096			
All engines			7.6067		
All engines	-> 01/12/01, COL:white			7.1153	T20
All engines	01/01/02 ->, COL:white			7.1179	T20
All engines	RHD				7.1153 T22
All engines	LHD				7.1159 T22

PUNTO III

				ENGINE
0.9	Petrol	74	12/13->	199 B6.000, 199 B7.000

Engine	Information	S10	T10	T20 - T23	T22 - T25
All engines	COL:black, see connection type, switch press. 0.30-0.60 bar, thread M14X1.5, without cable	7.0096			
All engines	spanner size 22, thread M18x1.5		7.6142		
All engines	COL:blue			7.1247	T20

				ENGINE
0.9	Petrol	77	07/13->	199 B6.000

Engine	Information	S10	T10	T20 - T23	T22 - T25
All engines	COL:black, switch press. 0.30-0.60 bar, thread M14X1.5, without cable	7.0096			
All engines	spanner size 22, thread M18x1.5		7.6142		
All engines	COL:blue			7.1247	T20

				ENGINE
0.9 Bifuel	Petrol/ Petro- leum Gas (LPG)	63	03/12->	312 A2.000

Engine	Information	S10	T10	T20 - T23	T22 - T25
All engines	COL:black, euro 5, switch press. 0.30-0.60 bar, thread M14X1.5, without cable	7.0096			
All engines	spanner size 22, thread M18x1.5		7.6142		
All engines	COL:blue			7.1247	T20

				ENGINE
0.9 Twinair Turbo	Petrol	63	03/12->	312 A2.000

Engine	Information	S10	T10	T20 - T23	T22 - T25
All engines	COL:black, see connection type, switch press. 0.30-0.60 bar, thread M14X1.5, without cable	7.0096			
All engines	spanner size 22, thread M18x1.5		7.6142		
All engines	COL:blue			7.1247	T20

				ENGINE
1.2	Petrol	49	02/14->	199 B9.000

Engine	Information	S10	T10	T20 - T23	T22 - T25
All engines	COL:black, switch press. 0.30-0.60 bar, thread M14X1.5, without cable	7.0096			
All engines	spanner size 22, thread M18x1.5		7.6142		
All engines	COL:blue			7.1247	T20

				ENGINE
1.2	Petrol	51	03/12->	169 A4.000

Engine	Information	S10	T10	T20 - T23	T22 - T25
All engines	COL:black, switch press. 0.30-0.60 bar, thread M14X1.5, without cable	7.0096			
All engines	spanner size 22, thread M18x1.5		7.6142		
All engines	COL:blue			7.1247	T20




				ENGINE
1.3 D Multijet	Diesel	55	04/08->	199 A2.000, 199 A9.000

Engine	Information	S10	T10	T20 - T23	T22 - T25
All engines	COL:black, switch press. 0.30-0.60 bar, thread M14X1.5, without cable	7.0096			
All engines	spanner size 22, thread M14x1.5		7.6067		
All engines	COL:blue			7.1247	T20

				ENGINE
1.3 D Multijet	Diesel	59	12/13->	199 B8.000

Engine	Information	S10	T10	T20 - T23	T22 - T25
All engines	switch press. 0.2 bar, thread M10X1.0, UFI	7.0163			
All engines	spanner size 22, thread M18x1.5		7.6142		
All engines	COL:blue			7.1247	T20

S10	OIL PRESSURE WARNING LIGHT SWITCH	T10	REVERSING LIGHT SWITCH	T20	BRAKE LIGHT SWITCH
T22	SWITCH CLUTCH CONTROL (CRUISE CONTROL)	T23	SWITCH BRAKE ACTUATION (ENGINE TIMING)	T25	SWITCH CLUTCH CONTROL (ENGINE CONTROL)

Vehicle	alim.	kW	Date	Engine	 S10	 T10	 T20 - T23	 T22 - T25
---------	-------	----	------	--------	---	---	--	---

ENGINE				
1.3 D Multijet	Diesel	62	03/12->	199 B4.000

Engine	Information	S10	T10	T20 - T23	T22 - T25
All engines	COL:black, switch press. 0.30-0.60 bar, thread M14x1.5, without cable	7.0096			
All engines	spanner size 22, thread M14x1.5		7.6067		
All engines	COL:blue			7.1247	T20

ENGINE				
1.3 D Multijet	Diesel	66	01/10-02/12	199 A3.000

Engine	Information	S10	T10	T20 - T23	T22 - T25
All engines		7.0096			
All engines	no specific info conc. application available		7.6067, 7.6249	7.1247	T20

ENGINE				
1.3 D Multijet	Diesel	70	03/09->	199 B1.000, 330 A1.000

Engine	Information	S10	T10	T20 - T23	T22 - T25
All engines	COL:black, euro 6, switch press. 0.30-0.60 bar, thread M14x1.5, without cable	7.0096			
All engines	euro 5, euro 6, switch press. 0.2 bar, thread M10x1.0, UFI	7.0163			
Eng. 199 B1.000	spanner size 22, thread M14x1.5		7.6067		
All engines	spanner size 22, thread M18x1.5		7.6142		
All engines	COL:blue			7.1247	T20

ENGINE				
1.3 JTD Multijet	Diesel	66	05/18->	955 B2.000

Engine	Information	S10	T10	T20 - T23	T22 - T25
All engines	COL:black	7.0096			
All engines	COL:blue	7.0163			
All engines			7.6067		
All engines	FOR:(IND), see connection type			7.1161	T20
All engines	see connection type			7.1247	T20
All engines	FOR:(IND)				7.1241 T22

ENGINE				
1.4	Petrol	55	03/12->	199 A7.000

Engine	Information	S10	T10	T20 - T23	T22 - T25
All engines	COL:black, switch press. 0.30-0.60 bar, thread M14x1.5, without cable	7.0096			
All engines	spanner size 22, thread M18x1.5		7.6142		
All engines	COL:blue			7.1247	T20

ENGINE				
1.4	Petrol	57	04/08->	350 A1.000

Engine	Information	S10	T10	T20 - T23	T22 - T25
All engines	COL:black, switch press. 0.30-0.60 bar, thread M14x1.5, without cable	7.0096			
All engines	spanner size 22, thread M18x1.5		7.6142		
All engines	COL:blue			7.1247	T20

ENGINE				
1.4 Bifuel	Petrol/ Petroleum Gas (LPG)	57	03/12->	350 A1.000

Engine	Information	S10	T10	T20 - T23	T22 - T25
All engines	COL:black, switch press. 0.30-0.60 bar, thread M14x1.5, without cable	7.0096			
All engines	spanner size 22, thread M18x1.5		7.6142		
All engines	COL:blue			7.1247	T20

ENGINE				
1.4 LPG	Petrol/ Petroleum Gas (LPG)	57	03/09->	350 A1.000

Engine	Information	S10	T10	T20 - T23	T22 - T25
All engines	COL:black, switch press. 0.30-0.60 bar, thread M14x1.5, without cable	7.0096			
All engines	spanner size 22, thread M18x1.5		7.6142		
All engines	COL:blue			7.1247	T20

S10	OIL PRESSURE WARNING LIGHT SWITCH	T10	REVERSING LIGHT SWITCH	T20	BRAKE LIGHT SWITCH
T22	SWITCH CLUTCH CONTROL (CRUISE CONTROL)	T23	SWITCH BRAKE ACTUATION (ENGINE TIMING)	T25	SWITCH CLUTCH CONTROL (ENGINE CONTROL)

				FUNCTIONS ON THE VEHICLE				
Vehicle	alim.	kW	Date	Engine	 S10	 T10	 T20 - T23	 T22 - T25
				ENGINE				
1.4 Multi Air	Petrol	77	03/12->	955 A6.000				
Engine	Information			S10	T10	T20 - T23	T22 - T25	
All engines	COL:black, switch press. 0.30-0.60 bar, thread M14X1.5, without cable			7.0096				
All engines	spanner size 22, thread M18x1.5				7.6142			
All engines	COL:blue					7.1247	T20	
				ENGINE				
1.4 Natural Power	Petrol/ Natural Gas (CNG)	57	03/09->	350 A1.000, 350A1000C-NG				
Engine	Information			S10	T10	T20 - T23	T22 - T25	
All engines	COL:black, switch press. 0.30-0.60 bar, thread M14X1.5, without cable			7.0096				
Eng. 350 A1.000	ext.thread M14 x 1, 5 mm				7.6067			
All engines	ext.thread M18 x 1, 5 mm, spanner size 22, thread M18x1.5				7.6142			
Eng. 350 A1.000	-> 25/07/08					7.1208	T20	7.1207 T22
All engines	25/07/08->, COL:blue					7.1247	T20	
Eng. 350 A1.000	FOR:(IND)							7.1241 T22
				ENGINE				
1.4 Turbo Multi Air	Petrol	99	03/12->	955 A2.000				
Engine	Information			S10	T10	T20 - T23	T22 - T25	
All engines	COL:black, switch press. 0.30-0.60 bar, thread M14X1.5, without cable			7.0096				
All engines	spanner size 22, thread M18x1.5				7.6142			
All engines	COL:blue					7.1247	T20	
				ENGINE				
PUNTO III / GRANDE PUNTO				ENGINE				
1.2	Petrol	48	10/05->	199 A4.000				
Engine	Information			S10	T10	T20 - T23	T22 - T25	
All engines	COL:black, switch press. 0.30-0.60 bar, thread M14X1.5, without cable			7.0096				
All engines	spanner size 22, thread M18x1.5				7.6142			
All engines	-> 01/07/08, COL:black					7.1208	T20	
All engines	01/08/08->, COL:blue					7.1247	T20	
				ENGINE				
1.2	Petrol	51	09/10->	169 A4.000				
Engine	Information			S10	T10	T20 - T23	T22 - T25	
All engines	COL:black, switch press. 0.30-0.60 bar, thread M14X1.5, without cable			7.0096				
All engines	spanner size 22, thread M18x1.5				7.6142			
All engines	COL:blue					7.1247	T20	
				ENGINE				
1.2 [IND]	Petrol	48	01/08->	--				
Engine	Information			S10	T10	T20 - T23	T22 - T25	
All engines				7.0096	7.6067	7.1161	T20	7.1241 T22
				ENGINE				
1.2 Actual	Petrol	48	09/09->	--				
Engine	Information			S10	T10	T20 - T23	T22 - T25	
All engines				7.0096	7.6142	7.1247	T20	
				ENGINE				
1.2 LPG	Petrol/ Petro- leum Gas (LPG)	51	07/08->	199 A4.000				
Engine	Information			S10	T10	T20 - T23	T22 - T25	
All engines	COL:black, switch press. 0.30-0.60 bar, thread M14X1.5, without cable			7.0096				
All engines	spanner size 22, thread M18x1.5				7.6142			
All engines	COL:blue					7.1247	T20	
				ENGINE				
1.3 D Multijet	Diesel	51	07/08->	199 B2.000				
Engine	Information			S10	T10	T20 - T23	T22 - T25	
All engines	COL:black, switch press. 0.30-0.60 bar, thread M14X1.5, without cable			7.0096				
All engines	COL:blue					7.1247	T20	

S10 OIL PRESSURE WARNING LIGHT SWITCH	T10 REVERSING LIGHT SWITCH	T20 BRAKE LIGHT SWITCH
T22 SWITCH CLUTCH CONTROL (CRUISE CONTROL)	T23 SWITCH BRAKE ACTUATION (ENGINE TIMING)	T25 SWITCH CLUTCH CONTROL (ENGINE CONTROL)

FUNCTIONS ON THE VEHICLE

Vehicle	alim.	kW	Date	Engine	 S10	 T10	 T20 - T23	 T22 - T25
---------	-------	----	------	--------	---	---	--	---

ENGINE				
1.3 D Multijet	Diesel	55	10/05->	199 A2.000

Engine	Information	S10	T10	T20 - T23	T22 - T25
All engines	COL:black, switch press. 0.30-0.60 bar, thread M14x1.5, without cable	7.0096			
All engines	spanner size 22, thread M14x1.5		7.6067		
All engines	-> 01/07/08, COL:black			7.1208 T20	
All engines	01/08/08 ->, COL:blue			7.1247 T20	
All engines	-> 01/07/08				7.1207 T25

ENGINE				
1.3 D Multijet	Diesel	56	06/09->	199 A2.000

Engine	Information	S10	T10	T20 - T23	T22 - T25
All engines		7.0096		7.1208 T20	7.1207 T22
All engines	ext.thread M14 x 1, 5 mm		7.6067		
All engines	ext.thread M12 x 1, 5 mm		7.6249		

ENGINE				
1.3 D Multijet	Diesel	66	10/05->	199 A3.000

Engine	Information	S10	T10	T20 - T23	T22 - T25
All engines	COL:black, switch press. 0.30-0.60 bar, thread M14x1.5, without cable	7.0096			
All engines	man 5 speed, spanner size 22, thread M14x1.5		7.6067		
All engines	man 6 speed		7.6249		
All engines	-> 01/07/08, COL:black			7.1208 T20	
All engines	01/08/08 ->, COL:blue			7.1247 T20	
All engines	-> 01/07/08				7.1207 T25

ENGINE				
1.3 JTD	Diesel	55	01/08-09/09	--

Engine	Information	S10	T10	T20 - T23	T22 - T25
All engines		7.0096			
All engines	man 5 speed		7.6067		
All engines	man 6 speed		7.6249		
All engines	-> 25/07/08			7.1208 T20	7.1207 T22
All engines	25/07/08 ->			7.1247 T20	

ENGINE				
1.3 JTD	Diesel	66	01/08-09/09	--

Engine	Information	S10	T10	T20 - T23	T22 - T25
All engines		7.0096			
All engines	man 5 speed		7.6067		
All engines	man 6 speed		7.6249		
All engines	-> 25/07/08			7.1208 T20	7.1207 T22
All engines	25/07/08 ->			7.1247 T20	

ENGINE				
1.3 JTD Actual	Diesel	55	09/09->	--

Engine	Information	S10	T10	T20 - T23	T22 - T25
All engines	COL:black	7.0096			
All engines	COL:blue	7.0163			
All engines	ext.thread M14 x 1, 5 mm		7.6067		
All engines	ext.thread M18 x 1, 5 mm		7.6142		
All engines				7.1247 T20	

ENGINE				
1.3 JTD Actual	Diesel	62	09/09->	--

Engine	Information	S10	T10	T20 - T23	T22 - T25
All engines	COL:black	7.0096			
All engines	COL:blue	7.0163			
All engines	ext.thread M14 x 1, 5 mm		7.6067		
All engines	ext.thread M18 x 1, 5 mm		7.6142		
All engines				7.1247 T20	

ENGINE				
1.3 Multijet [IND]	Diesel	56	01/08->	--

Engine	Information	S10	T10	T20 - T23	T22 - T25
All engines		7.0096	7.6067	7.1161 T20	7.1241 T22

S10 OIL PRESSURE WARNING LIGHT SWITCH	T10 REVERSING LIGHT SWITCH	T20 BRAKE LIGHT SWITCH
T22 SWITCH CLUTCH CONTROL (CRUISE CONTROL)	T23 SWITCH BRAKE ACTUATION (ENGINE TIMING)	T25 SWITCH CLUTCH CONTROL (ENGINE CONTROL)

					FUNCTIONS ON THE VEHICLE			
Vehicle	alim.	kW	Date	Engine	 S10	 T10	 T20 - T23	 T22 - T25
1.3 Multijet [IND]					ENGINE			
Diesel	66	01/08->	--					
ENGINE					S10	T10	T20 - T23	T22 - T25
All engines	Information			7.0096	7.6067	7.1161	T20	7.1241 T22
1.4					ENGINE			
Petrol	55	10/05-07/07	199 A7.000					
ENGINE					S10	T10	T20 - T23	T22 - T25
All engines	Information			7.0096				
All engines	COL:black, switch press. 0.30-0.60 bar, thread M14X1.5, without cable							
All engines	spanner size 22, thread M18x1.5				7.6142			
All engines	COL:black					7.1208	T20	
All engines								7.1207 T25
1.4					ENGINE			
Petrol	57	06/05-12/15	350 A1.000					
ENGINE					S10	T10	T20 - T23	T22 - T25
All engines	Information			7.0096				
All engines	COL:black, switch press. 0.30-0.60 bar, thread M14X1.5, without cable							
All engines	spanner size 22, thread M18x1.5				7.6142			
All engines	-> 01/07/08, COL:black					7.1208	T20	
All engines	01/08/08 ->, COL:blue					7.1247	T20	
All engines	-> 01/07/08							7.1207 T25
1.4 16V					ENGINE			
Petrol	70	10/05->	199 A6.000					
ENGINE					S10	T10	T20 - T23	T22 - T25
All engines	Information			7.0096				
All engines	COL:black, switch press. 0.30-0.60 bar, thread M14X1.5, without cable							
All engines					7.6142			
All engines	-> 01/07/08, COL:black					7.1208	T20	
All engines	01/08/08 ->, COL:blue					7.1247	T20	
All engines	-> 01/07/08							7.1226 T25
1.4 16V [IND]					ENGINE			
Petrol	70	01/08->	--					
ENGINE					S10	T10	T20 - T23	T22 - T25
All engines	Information			7.0096	7.6067	7.1161	T20	7.1241 T22
All engines								
1.4 Actual					ENGINE			
Petrol	57	09/09->	--					
ENGINE					S10	T10	T20 - T23	T22 - T25
All engines	Information			7.0096	7.6142	7.1247	T20	
All engines								
1.4 Natural Power					ENGINE			
Petrol/ Natural Gas (CNG)	57	07/08->	350 A1.000, 350A1000C-NG					
ENGINE					S10	T10	T20 - T23	T22 - T25
All engines	Information			7.0096				
All engines	COL:black, switch press. 0.30-0.60 bar, thread M14X1.5, without cable							
All engines	spanner size 22, thread M18x1.5				7.6142			
Eng. 350 A1.000	-> 25/07/08					7.1208	T20	7.1207 T22
All engines	25/07/08 ->, COL:blue					7.1247	T20	
1.4 T-Jet					ENGINE			
Petrol	88	09/07->	198 A4.000					
ENGINE					S10	T10	T20 - T23	T22 - T25
All engines	Information			7.0096				
All engines	COL:black, switch press. 0.30-0.60 bar, thread M14X1.5, without cable							
All engines	man 5 speed, spanner size 22, thread M14x1.5				7.6067			
All engines	man 6 speed				7.6249			
All engines	-> 01/07/08, COL:black					7.1208	T20	
All engines	01/08/08 ->, COL:blue					7.1247	T20	
All engines	-> 01/07/08							7.1226 T25
1.9 D Multijet					ENGINE			
Diesel	88	10/05->	939 A1.000					
ENGINE					S10	T10	T20 - T23	T22 - T25
All engines	Information			7.0096				
All engines	COL:black, switch press. 0.30-0.60 bar, thread M14X1.5, without cable							
All engines					7.6249			
All engines	-> 01/07/08, COL:black					7.1208	T20	
All engines	01/08/08 ->, COL:blue					7.1247	T20	

S10 OIL PRESSURE WARNING LIGHT SWITCH	T10 REVERSING LIGHT SWITCH	T20 BRAKE LIGHT SWITCH
T22 SWITCH CLUTCH CONTROL (CRUISE CONTROL)	T23 SWITCH BRAKE ACTUATION (ENGINE TIMING)	T25 SWITCH CLUTCH CONTROL (ENGINE CONTROL)

FUNCTIONS ON THE VEHICLE

Vehicle	alim.	kW	Date	Engine				
					S10	T10	T20 - T23	T22 - T25

				ENGINE
1.9 D Multijet	Diesel	88	10/05->	939 A1.000

Engine	Information	S10	T10	T20 - T23	T22 - T25
All engines	-> 01/07/08				7.1207 T25

				ENGINE
1.9 D Multijet	Diesel	96	10/05->	199 A5.000

Engine	Information	S10	T10	T20 - T23	T22 - T25
All engines	COL:black, switch press. 0.30-0.60 bar, thread M14X1.5, without cable	7.0096			
All engines			7.6249		
All engines	-> 01/07/08, COL:black			7.1208 T20	
All engines	01/08/08 ->, COL:blue			7.1247 T20	
All engines	-> 01/07/08				7.1207 T25

				ENGINE
1.2	Petrol	48	10/09-02/12	199 A4.000

Engine	Information	S10	T10	T20 - T23	T22 - T25
All engines	COL:black, switch press. 0.30-0.60 bar, thread M14X1.5, without cable	7.0096			
All engines	spanner size 22, thread M18x1.5		7.6142		
All engines	COL:blue			7.1247 T20	

				ENGINE
1.2	Petrol	51	10/09-02/12	169 A4.000

Engine	Information	S10	T10	T20 - T23	T22 - T25
All engines	COL:black, switch press. 0.30-0.60 bar, thread M14X1.5, without cable	7.0096			
All engines	spanner size 22, thread M18x1.5		7.6142		
All engines	COL:blue			7.1247 T20	

				ENGINE
1.3 D Multijet	Diesel	51	07/08-02/12	199 B2.000

Engine	Information	S10	T10	T20 - T23	T22 - T25
All engines	COL:black, switch press. 0.30-0.60 bar, thread M14X1.5, without cable	7.0096			
All engines	spanner size 22, thread M14x1.5		7.6067		
All engines	COL:blue			7.1247 T20	

				ENGINE
1.3 D Multijet	Diesel	55	03/09->	199 A2.000, 199 A9.000

Engine	Information	S10	T10	T20 - T23	T22 - T25
All engines	COL:black, switch press. 0.30-0.60 bar, thread M14X1.5, without cable	7.0096			
All engines	ext.thread M14 x 1, 5 mm, spanner size 22, thread M14x1.5		7.6067		
All engines	ext.thread M12 x 1, 5 mm		7.6249		
All engines	COL:blue			7.1247 T20	

				ENGINE
1.3 D Multijet	Diesel	56	09/10->	199 A2.000, 199 A9.000

Engine	Information	S10	T10	T20 - T23	T22 - T25
All engines		7.0096		7.1247 T20	
All engines	ext.thread M14 x 1, 5 mm		7.6067		
All engines	ext.thread M12 x 1, 5 mm		7.6249		

				ENGINE
1.3 D Multijet	Diesel	62	10/09-02/12	199 B4.000, 223 A9.000

Engine	Information	S10	T10	T20 - T23	T22 - T25
All engines	COL:black, switch press. 0.30-0.60 bar, thread M14X1.5, without cable	7.0096			
All engines	spanner size 22, thread M14x1.5		7.6067		
All engines	COL:blue			7.1247 T20	

				ENGINE
1.3 D Multijet	Diesel	66	10/09->	199 A3.000

Engine	Information	S10	T10	T20 - T23	T22 - T25
All engines	COL:black, switch press. 0.30-0.60 bar, thread M14X1.5, without cable	7.0096			
All engines	man., spanner size 22, thread M14x1.5		7.6067		
All engines	semiaut.		7.6249		
All engines	COL:blue			7.1247 T20	

S10 OIL PRESSURE WARNING LIGHT SWITCH	T10 REVERSING LIGHT SWITCH	T20 BRAKE LIGHT SWITCH
T22 SWITCH CLUTCH CONTROL (CRUISE CONTROL)	T23 SWITCH BRAKE ACTUATION (ENGINE TIMING)	T25 SWITCH CLUTCH CONTROL (ENGINE CONTROL)

				FUNCTIONS ON THE VEHICLE				
Vehicle	alim.	kW	Date	Engine	 S10	 T10	 T20 - T23	 T22 - T25
ENGINE								
1.3 D Multijet	Diesel	70	03/09-02/12	199 B1.000				
Engine	Information			S10	T10	T20 - T23	T22 - T25	
All engines	COL:black, switch press. 0.30-0.60 bar, thread M14x1.5, without cable			7.0096				
All engines	man., spanner size 22, thread M14x1.5				7.6067			
All engines	semiaut.				7.6249			
All engines	COL:blue					7.1247	T20	
ENGINE								
1.4	Petrol	55	07/09-02/12	199 A7.000				
Engine	Information			S10	T10	T20 - T23	T22 - T25	
All engines	COL:black, switch press. 0.30-0.60 bar, thread M14x1.5, without cable			7.0096				
All engines	man., spanner size 22, thread M14x1.5				7.6067			
All engines	semiaut., spanner size 22, thread M18x1.5				7.6142			
All engines	COL:blue					7.1247	T20	
All engines							7.1207	T22
ENGINE								
1.4	Petrol	57	03/09->	350 A1.000				
Engine	Information			S10	T10	T20 - T23	T22 - T25	
All engines	COL:black, switch press. 0.30-0.60 bar, thread M14x1.5, without cable			7.0096				
All engines	ext.thread M14 x 1, 5 mm, man., spanner size 22, thread M14x1.5				7.6067			
All engines	ext.thread M18 x 1, 5 mm, semiaut., spanner size 22, thread M18x1.5				7.6142			
All engines	COL:blue					7.1247	T20	
ENGINE								
1.4 16V	Petrol	77	10/09-02/12	955 A6.000				
Engine	Information			S10	T10	T20 - T23	T22 - T25	
All engines	COL:black, switch press. 0.30-0.60 bar, thread M14x1.5, without cable			7.0096				
All engines	spanner size 22, thread M18x1.5				7.6142			
All engines	COL:blue					7.1247	T20	
ENGINE								
1.4 16V	Petrol	99	10/09-02/12	955 A2.000				
Engine	Information			S10	T10	T20 - T23	T22 - T25	
All engines	COL:black, switch press. 0.30-0.60 bar, thread M14x1.5, without cable			7.0096				
All engines	spanner size 22, thread M18x1.5				7.6142			
All engines	COL:blue					7.1247	T20	
ENGINE								
1.4 LPG	Petrol/ Petro- leum Gas (LPG)	57	06/09-02/12	350 A1.000				
Engine	Information			S10	T10	T20 - T23	T22 - T25	
All engines	COL:black, switch press. 0.30-0.60 bar, thread M14x1.5, without cable			7.0096				
All engines	spanner size 22, thread M18x1.5				7.6142			
All engines	COL:blue					7.1247	T20	
ENGINE								
1.4 Natural Power	Petrol/ Natural Gas (CNG)	57	10/09-02/12	350 A1.000, 350A1000C-NG				
Engine	Information			S10	T10	T20 - T23	T22 - T25	
All engines	COL:black, switch press. 0.30-0.60 bar, thread M14x1.5, without cable			7.0096				
Eng. 350 A1.000	no specific info conc. application available				7.6067			
All engines	no specific info conc. application available, spanner size 22, thread M18x1.5				7.6142			
All engines	COL:blue					7.1247	T20	
ENGINE								
1.6 D Multijet	Diesel	88	10/09-02/12	955 A3.000				
Engine	Information			S10	T10	T20 - T23	T22 - T25	
All engines	COL:black, switch press. 0.30-0.60 bar, thread M14x1.5, without cable			7.0096				
All engines					7.6249			
All engines	COL:blue					7.1247	T20	

S10	OIL PRESSURE WARNING LIGHT SWITCH	T10	REVERSING LIGHT SWITCH	T20	BRAKE LIGHT SWITCH
T22	SWITCH CLUTCH CONTROL (CRUISE CONTROL)	T23	SWITCH BRAKE ACTUATION (ENGINE TIMING)	T25	SWITCH CLUTCH CONTROL (ENGINE CONTROL)

FUNCTIONS ON THE VEHICLE

Vehicle	alim.	kW	Date	Engine				
					S10	T10	T20 - T23	T22 - T25

QUBO

				ENGINE
1.3 D Multijet	Diesel	55	02/08->	199 A2.000, 199 A9.000

Engine	Information	S10	T10	T20 - T23	T22 - T25
All engines	COL:black, switch press. 0.30-0.60 bar, thread M14x1.5, without cable	7.0096			
All engines	spanner size 22, thread M14x1.5		7.6067		
All engines	COL:black			7.1208 T20	
All engines	RHD				7.1241 T22
All engines	LHD				7.1249 T22

				ENGINE
1.3 D Multijet	Diesel	59	03/15->	225 A2.000

Engine	Information	S10	T10	T20 - T23	T22 - T25
All engines	COL:black, switch press. 0.30-0.60 bar, thread M14x1.5, without cable	7.0096			
All engines	switch press. 0.2 bar, thread M10x1.0, UFI	7.0163			
All engines	spanner size 22, thread M14x1.5		7.6067		
All engines	COL:black, euro 6			7.1208 T20	
All engines					7.1249 T25

				ENGINE
1.3 D Multijet	Diesel	70	07/10->	199 B1.000

Engine	Information	S10	T10	T20 - T23	T22 - T25
All engines	COL:black, switch press. 0.30-0.60 bar, thread M14x1.5, without cable	7.0096			
All engines	spanner size 22, thread M14x1.5		7.6067		
All engines	COL:black			7.1208 T20	
All engines	RHD				7.1241 T22
All engines	LHD				7.1249 T22

				ENGINE
1.4	Petrol	54	02/08->	KFT, KfV

Engine	Information	S10	T10	T20 - T23	T22 - T25
All engines	spanner size 21, switch press. 0.5 bar, thread M16x1.5	7.0130			
All engines			7.6217		
All engines	COL:black			7.1208 T20	
All engines	RHD				7.1241 T22
All engines	LHD				7.1249 T22

				ENGINE
1.4	Petrol	57	10/09->	350 A1.000

Engine	Information	S10	T10	T20 - T23	T22 - T25
All engines	COL:black, switch press. 0.30-0.60 bar, thread M14x1.5, without cable	7.0096			
All engines	spanner size 22, thread M18x1.5		7.6142		
All engines	COL:black, euro 5			7.1208 T20	
All engines	COL:blue, euro 6			7.1247 T20	

				ENGINE
1.4 Natural Power	Petrol/ Natural Gas (CNG)	57	10/09->	350 A1.000, 350A1000C-NG

Engine	Information	S10	T10	T20 - T23	T22 - T25
All engines	COL:black, switch press. 0.30-0.60 bar, thread M14x1.5, without cable	7.0096			
All engines	spanner size 22, thread M18x1.5		7.6142		
All engines	-> 31/12/15, COL:black, see connection type			7.1208 T20	
Eng. 350 A1.000	see connection type			7.1247 T20	
Eng. 350 A1.000	RHD				7.1241 T22
Eng. 350 A1.000	LHD				7.1249 T22



REGATA

				ENGINE
1.1 60 , 60 L	Petrol	43	10/83-08/86	138 B.000

Engine	Information	S10	T10	T20 - T23	T22 - T25
All engines		7.0000	7.6038		
All engines	pole nr. 2			7.1000 T20	
All engines	pole nr. 3			7.1067 T20	

S10	OIL PRESSURE WARNING LIGHT SWITCH	T10	REVERSING LIGHT SWITCH	T20	BRAKE LIGHT SWITCH
T22	SWITCH CLUTCH CONTROL (CRUISE CONTROL)	T23	SWITCH BRAKE ACTUATION (ENGINE TIMING)	T25	SWITCH CLUTCH CONTROL (ENGINE CONTROL)

FUNCTIONS ON THE VEHICLE

Vehicle	alim.	kW	Date	Engine	 S10	 T10	 T20 - T23	 T22 - T25
---------	-------	----	------	--------	---	---	--	---

ENGINE				
100 Super 1.6	Petrol	74	10/83-12/90	149 A2.000

Engine	Information	S10	T10	T20 - T23	T22 - T25
All engines		7.0000	7.6038		
All engines	pole nr. 2			7.1000	T20
All engines	pole nr. 4			7.1049	T20

ENGINE				
60 Diesel 1.7	Diesel	44	01/84-12/89	149 B3.000

Engine	Information	S10	T10	T20 - T23	T22 - T25
All engines		7.0000	7.6038		
All engines	-> VET. 3396278, 3423521			7.1000	T20
All engines	VET. 3396278, 3423521 ->			7.1066	T20

ENGINE				
65 Diesel 1.9	Diesel	48	04/84-07/89	149 A1.000

Engine	Information	S10	T10	T20 - T23	T22 - T25
All engines		7.0000			
All engines	-> 30/09/85		7.6002		
All engines	01/10/85 ->		7.6038		
All engines	pole nr. 2			7.1000	T20
All engines	pole nr. 4			7.1049	T20

ENGINE				
70 1.3	Petrol	48	09/83-07/89	149 A3.000

Engine	Information	S10	T10	T20 - T23	T22 - T25
All engines		7.0000			
All engines	-> 30/09/85		7.6002		
All engines	01/10/85 ->		7.6067		
All engines	pole nr. 2			7.1000	T20
All engines	pole nr. 4			7.1049	T20
All engines	pole nr. 3			7.1067	T20

ENGINE				
70 1.3	Petrol	50	09/83-07/89	138 B2.000

Engine	Information	S10	T10	T20 - T23	T22 - T25
All engines		7.0000			
All engines	-> 30/09/85		7.6002		
All engines	01/10/85 ->		7.6067		
All engines	pole nr. 2			7.1000	T20
All engines	pole nr. 4			7.1049	T20
All engines	pole nr. 3			7.1067	T20

ENGINE				
80 Turbo Diesel 1.9	Diesel	59	05/86-07/89	831 D1.000

Engine	Information	S10	T10	T20 - T23	T22 - T25
All engines		7.0000		7.1049	T20
All engines	-> 30/09/85		7.6002		
All engines	01/10/85 ->		7.6038		

ENGINE				
85 1.5	Petrol	58	05/85-12/87	149 A5.000

Engine	Information	S10	T10	T20 - T23	T22 - T25
All engines		7.0000	7.6038		
All engines	pole nr. 2			7.1000	T20
All engines	pole nr. 3			7.1067	T20

RITMO I

ENGINE				
1.1	Petrol	43	04/85-12/87	146 A4.048

Engine	Information	S10	T10	T20 - T23	T22 - T25
All engines		7.0000	7.6038		
All engines	pole nr. 2			7.1000	T20
All engines	pole nr. 4			7.1049	T20

ENGINE				
1.3	Petrol	48	11/83-08/85	149 A3.000

Engine	Information	S10	T10	T20 - T23	T22 - T25
All engines		7.0000	7.6038		
All engines	pole nr. 2			7.1000	T20

S10 OIL PRESSURE WARNING LIGHT SWITCH	T10 REVERSING LIGHT SWITCH	T20 BRAKE LIGHT SWITCH
T22 SWITCH CLUTCH CONTROL (CRUISE CONTROL)	T23 SWITCH BRAKE ACTUATION (ENGINE TIMING)	T25 SWITCH CLUTCH CONTROL (ENGINE CONTROL)

FUNCTIONS ON THE VEHICLE

Vehicle	alim.	kW	Date	Engine	 S10	 T10	 T20 - T23	 T22 - T25
---------	-------	----	------	--------	---	---	--	---

				ENGINE
1.3	Petrol	48	11/83-08/85	149 A3.000

Engine	Information	S10	T10	T20 - T23	T22 - T25
All engines	pole nr. 4			7.1049 T20	

				ENGINE
1.5	Petrol	55	10/85-05/87	138 C2.048

Engine	Information	S10	T10	T20 - T23	T22 - T25
All engines		7.0000	7.6038		
All engines	pole nr. 2			7.1000 T20	
All engines	pole nr. 4			7.1049 T20	

				ENGINE
1.6	Petrol	74	01/83-12/87	149 A4.000

Engine	Information	S10	T10	T20 - T23	T22 - T25
All engines		7.0000	7.6038	7.1049 T20	

				ENGINE
1.7 Diesel	Diesel	44	05/85-12/87	149 B3.000

Engine	Information	S10	T10	T20 - T23	T22 - T25
All engines		7.0000			
All engines	without cable		7.6038		
All engines	-> VET. 3396278, 3423521			7.1000 T20	
All engines	VET. 3396278, 3423521 ->			7.1066 T20	

RITMO II

				ENGINE
105 1.6	Petrol	77	01/83-12/87	138 AR.000

Engine	Information	S10	T10	T20 - T23	T22 - T25
All engines		7.0003	7.6002	7.1000 T20	

				ENGINE
60 Diesel 1.7	Diesel	43	10/82-10/85	138 B6.000

Engine	Information	S10	T10	T20 - T23	T22 - T25
All engines		7.0000		7.1000 T20	
All engines	with cable		7.6002		
All engines	without cable		7.6038		

				ENGINE
75 1.5	Petrol	55	09/85-12/88	138 A2.000

Engine	Information	S10	T10	T20 - T23	T22 - T25
All engines		7.0000	7.6038		
All engines	pole nr. 2			7.1000 T20	
All engines	pole nr. 4			7.1049 T20	

SCUDO I

				ENGINE
1.6	Petrol	58	02/96-12/06	220 A 2.000

Engine	Information	S10	T10	T20 - T23	T22 - T25
All engines	COL:black, switch press. 0.30-0.60 bar, thread M14x1.5, without cable	7.0096			
All engines	-> 01/12/99, spanner size 22, thread M14x1.5		7.6099		
All engines	01/01/00 ->		7.6218		
All engines				7.1187 T20	





				ENGINE
1.9	Diesel	50	01/96-07/98	D9B

Engine	Information	S10	T10	T20 - T23	T22 - T25
All engines	spanner size 21, switch press. 0.5 bar, thread M16x1.5	7.0130			
All engines	spanner size 22, thread M14x1.5		7.6099		
All engines				7.1187 T20	

				ENGINE
1.9 D	Diesel	51	02/96-12/06	D9B, DW8, WJY, WJZ (DW8), WJY (DW8B), WJZ, WJZ (DW8)

Engine	Information	S10	T10	T20 - T23	T22 - T25
All engines	spanner size 21, switch press. 0.5 bar, thread M16x1.5	7.0130			
Eng. D9B, DW8, WJZ	-> 01/12/99, spanner size 22, thread M14x1.5		7.6099		
Eng. WJY (DW8), WJZ (DW8)	-> VET. 8420		7.6108		
Eng. DW8, WJY, WJZ (DW8), WJZ (DW8B), WJZ, WJZ (DW8)	01/01/00 ->, VET. 8420 ->		7.6218		

S10 OIL PRESSURE WARNING LIGHT SWITCH	T10 REVERSING LIGHT SWITCH	T20 BRAKE LIGHT SWITCH
T22 SWITCH CLUTCH CONTROL (CRUISE CONTROL)	T23 SWITCH BRAKE ACTUATION (ENGINE TIMING)	T25 SWITCH CLUTCH CONTROL (ENGINE CONTROL)

Vehicle	alim.	kW	Date	Engine	FUNCTIONS ON THE VEHICLE			
					 S10	 T10	 T20 - T23	 T22 - T25

ENGINE				
1.9 D	Diesel	51	02/96-12/06	D9B, DW8, WJY, WJY (DW8), WJY (DW8B), WJZ, WJZ (DW8)

Engine	Information	S10	T10	T20 - T23	T22 - T25
Eng. WJY (DW8), WJY (DW8B), WJZ (DW8)	+cruise control			7.1132 T20	
All engines	with control switch			7.1187 T20	
Eng. WJY (DW8), WJY (DW8B), WJZ (DW8)	COL:black/White			7.1217 T20	
Eng. WJY (DW8), WJY (DW8B), WJZ (DW8)					7.1132 T22

ENGINE				
1.9 TD	Diesel	66	02/96-12/06	DHX, DHX (XUD9TF/L)

Engine	Information	S10	T10	T20 - T23	T22 - T25
Eng. DHX (XUD9TF/L)	->VET. 7847	7.0116			
All engines	spanner size 21, switch press. 0.5 bar, thread M16x1.5, VET. 7847 ->	7.0130			
All engines	-> 01/12/99, ->VET. 8420, spanner size 22, thread M14x1.5		7.6099		
All engines	01/01/00 ->, VET. 8420 ->		7.6217		
Eng. DHX (XUD9TF/L)	+cruise control			7.1132 T20	
All engines	with control switch			7.1187 T20	
Eng. DHX (XUD9TF/L)	COL:black/White			7.1217 T20	
Eng. DHX (XUD9TF/L)	COL:black, COL:brown				7.1132 T22

ENGINE				
1.9 TD	Diesel	68	02/96-12/06	D8B, DHX (XUD9TF/L), XUD9TEF/K(D8B)

Engine	Information	S10	T10	T20 - T23	T22 - T25
Eng. DHX (XUD9TF/L)	->VET. 7847	7.0116			
Eng. D8B, DHX (XUD9TF/L)	spanner size 21, switch press. 0.5 bar, thread M16x1.5, VET. 7847 ->	7.0130			
Eng. D8B, DHX (XUD9TF/L)	->VET. 8420, spanner size 22, thread M14x1.5		7.6099		
Eng. DHX (XUD9TF/L)	VET. 8420 ->		7.6217		
Eng. DHX (XUD9TF/L)	+cruise control			7.1132 T20	
Eng. D8B, DHX (XUD9TF/L)	with control switch			7.1187 T20	
Eng. DHX (XUD9TF/L)	COL:black/White			7.1217 T20	
All engines	COL:black, COL:brown				7.1132 T22
Eng. D8B, XUD9TEF/K(D8B)	COL:white/brown				7.1192 T22

ENGINE				
1.9 TD Eco	Diesel	66	02/96-12/06	DHX, DHX (XUD9TF/L)

Engine	Information	S10	T10	T20 - T23	T22 - T25
Eng. DHX (XUD9TF/L)	->VET. 7847	7.0116			
All engines	spanner size 21, switch press. 0.5 bar, thread M16x1.5, VET. 7847 ->	7.0130			
All engines	-> 01/12/99, ->VET. 8420, spanner size 22, thread M14x1.5		7.6099		
All engines	01/01/00 ->, VET. 8420 ->		7.6217		
Eng. DHX (XUD9TF/L)	+cruise control			7.1132 T20	
All engines	with control switch			7.1187 T20	
Eng. DHX (XUD9TF/L)	COL:black/White			7.1217 T20	
Eng. DHX (XUD9TF/L)					7.1132 T22

ENGINE				
2.0	Petrol	100	09/99-12/06	RFN, RFN (EW10J4)

Engine	Information	S10	T10	T20 - T23	T22 - T25
All engines	spanner size 21, switch press. 0.5 bar, thread M16x1.5	7.0130			
All engines			7.6218		
Eng. RFN (EW10J4)	+cruise control			7.1132 T20	
All engines	with control switch			7.1187 T20	
Eng. RFN (EW10J4)				7.1217 T20	7.1132 T22

ENGINE				
2.0 16V	Petrol	100	06/00-12/06	RFN, RFN (EW10J4)

Engine	Information	S10	T10	T20 - T23	T22 - T25
All engines	spanner size 21, switch press. 0.5 bar, thread M16x1.5	7.0130			
All engines			7.6218		
Eng. RFN (EW10J4)	+cruise control			7.1132 T20	
All engines	with control switch			7.1187 T20	
Eng. RFN (EW10J4)	COL:black/White			7.1217 T20	
Eng. RFN (EW10J4)					7.1132 T22

S10 OIL PRESSURE WARNING LIGHT SWITCH	T10 REVERSING LIGHT SWITCH	T20 BRAKE LIGHT SWITCH
T22 SWITCH CLUTCH CONTROL (CRUISE CONTROL)	T23 SWITCH BRAKE ACTUATION (ENGINE TIMING)	T25 SWITCH CLUTCH CONTROL (ENGINE CONTROL)

FUNCTIONS ON THE VEHICLE

Vehicle	alim.	kW	Date	Engine	 S10	 T10	 T20 - T23	 T22 - T25
---------	-------	----	------	--------	---	---	--	---

				ENGINE
2.0 JTD	Diesel	69	10/99-12/06	RHX

Engine	Information	S10	T10	T20 - T23	T22 - T25
All engines	spanner size 21, switch press. 0.5 bar, thread M16x1.5	7.0130			
All engines			7.6217	7.1187 T20	7.1132 T22

				ENGINE
2.0 JTD	Diesel	80	12/99-12/06	RHZ

Engine	Information	S10	T10	T20 - T23	T22 - T25
All engines	spanner size 21, switch press. 0.5 bar, thread M16x1.5	7.0130			
All engines			7.6217	7.1187 T20, T23	
All engines	+cruise control			7.1132 T23	
All engines	-cruise control			7.1217 T20	
All engines	euro2/euro3				7.1132 T22
All engines	euro 3 (D3)				7.1192 T22

				ENGINE
2.0 JTD 16V	Diesel	80	05/99-12/06	RHK (DW10UTED4), RHM, RHM (DW10ATED4), RHW, RHW (DW10ATED4)

Engine	Information	S10	T10	T20 - T23	T22 - T25
All engines	spanner size 21, switch press. 0.5 bar, thread M16x1.5	7.0130			
All engines			7.6217		
Eng. RHK (DW10UTED4), RHM (DW10ATED4), RHW (DW10ATED4)	+cruise control			7.1132 T20	
All engines	with control switch			7.1187 T20	
Eng. RHW				7.1187 T23	
Eng. RHK (DW10UTED4), RHM (DW10ATED4), RHW, RHW (DW10ATED4)	COL:black/White			7.1217 T20	
Eng. RHK (DW10UTED4), RHM (DW10ATED4), RHW, RHW (DW10ATED4)					7.1132 T22

SCUDO II

				ENGINE
1.6 D Multijet	Diesel	66	01/07->	9H07, 9H07 (DV6UC), 9HM (DV6UC), 9HU

Engine	Information	S10	T10	T20 - T23	T22 - T25
All engines	euro4/euro5, spanner size 21, switch press. 0.5 bar, thread M16x1.5	7.0130			
All engines	euro4/euro5		7.6218	7.1213 T20	
Eng. 9H07, 9H07 (DV6UC), 9HM (DV6UC)	euro4/euro5				7.1192 T22
Eng. 9HU					7.1192 T25

				ENGINE
2.0 D Multijet	Diesel	100	01/07->	DW10BTED4, RHR

Engine	Information	S10	T10	T20 - T23	T22 - T25
All engines	spanner size 21, switch press. 0.5 bar, thread M16x1.5	7.0130			
All engines			7.6217	7.1213 T20	
Eng. DW10BTED4					7.1192 T22
Eng. RHR					7.1192 T25

				ENGINE
2.0 D Multijet	Diesel	120	07/10->	RH02, RHH

Engine	Information	S10	T10	T20 - T23	T22 - T25
All engines	spanner size 21, switch press. 0.5 bar, thread M16x1.5	7.0130			
All engines			7.6217	7.1213 T20	7.1192 T22





				ENGINE
2.0 D Multijet	Diesel	88	01/07->	RHK

Engine	Information	S10	T10	T20 - T23	T22 - T25
All engines	spanner size 21, switch press. 0.5 bar, thread M16x1.5	7.0130			
All engines			7.6217	7.1213 T20	7.1192 T25

				ENGINE
2.0 D Multijet	Diesel	94	04/11->	RH02

Engine	Information	S10	T10	T20 - T23	T22 - T25
All engines	spanner size 21, switch press. 0.5 bar, thread M16x1.5	7.0130			
All engines			7.6217	7.1213 T20	7.1192 T22

S10 OIL PRESSURE WARNING LIGHT SWITCH	T10 REVERSING LIGHT SWITCH	T20 BRAKE LIGHT SWITCH
T22 SWITCH CLUTCH CONTROL (CRUISE CONTROL)	T23 SWITCH BRAKE ACTUATION (ENGINE TIMING)	T25 SWITCH CLUTCH CONTROL (ENGINE CONTROL)

				FUNCTIONS ON THE VEHICLE				
Vehicle	alim.	kW	Date	Engine	 S10	 T10	 T20 - T23	 T22 - T25

				ENGINE
2.0 D Multijet 4x4	Diesel	94	04/11->	RH02

Engine	Information	S10	T10	T20 - T23	T22 - T25
All engines		7.0130	7.6217	7.1213 T20	7.1192 T22

SEDICI

				ENGINE
1.6 16V	Petrol	79	06/06-10/14	M16A

Engine	Information	S10	T10	T20 - T23	T22 - T25
All engines		7.0035	7.6219		7.1207 T22

				ENGINE
1.6 16V	Petrol	88	06/06-10/14	M16A

Engine	Information	S10	T10	T20 - T23	T22 - T25
All engines		7.0035	7.6219	7.1212 T20	7.1207 T22

				ENGINE
1.6 16V 4x4	Petrol	79	06/06-10/14	M16A

Engine	Information	S10	T10	T20 - T23	T22 - T25
All engines		7.0035	7.6219		7.1207 T22

				ENGINE
1.6 16V 4x4	Petrol	88	06/06-10/14	M16A

Engine	Information	S10	T10	T20 - T23	T22 - T25
All engines		7.0035	7.6219	7.1212 T20	7.1207 T22

				ENGINE
1.9 D Multijet	Diesel	88	06/06-10/11	D19AA

Engine	Information	S10	T10	T20 - T23	T22 - T25
All engines	COL:black, switch press. 0.30-0.60 bar, thread M14X1.5, without cable	7.0096			
All engines			7.6219		7.1207 T22

				ENGINE
1.9 D Multijet 4x4	Diesel	88	06/06-10/11	D19AA

Engine	Information	S10	T10	T20 - T23	T22 - T25
All engines	COL:black, switch press. 0.30-0.60 bar, thread M14X1.5, without cable	7.0096			
All engines			7.6219		7.1207 T22

				ENGINE
2.0 D Multijet	Diesel	99	06/06-10/14	D20AA

Engine	Information	S10	T10	T20 - T23	T22 - T25
All engines	COL:black, switch press. 0.30-0.60 bar, thread M14X1.5, without cable	7.0096			
All engines			7.6219	7.1212 T20	7.1207 T22

				ENGINE
2.0 D Multijet 4x4	Diesel	99	06/06-10/14	D20AA

Engine	Information	S10	T10	T20 - T23	T22 - T25
All engines	COL:black, switch press. 0.30-0.60 bar, thread M14X1.5, without cable	7.0096			
All engines			7.6219	7.1212 T20	7.1207 T22

SEDICI MY12

				ENGINE
1.6 16V	Petrol	88	01/12->	--

Engine	Information	S10	T10	T20 - T23	T22 - T25
All engines		7.0035	7.6219	7.1212 T20	7.1207 T22

				ENGINE
2.0 D	Diesel	99	01/12->	--

Engine	Information	S10	T10	T20 - T23	T22 - T25
All engines		7.0096	7.6219	7.1212 T20	7.1207 T22

SEICENTO

				ENGINE
0.0 Electric	Electric	22	03/00-04/04	222 SE

Engine	Information	S10	T10	T20 - T23	T22 - T25
All engines	spanner size 14			7.1108 T20	

SEICENTO / 600

				ENGINE
0.9	Petrol	29	11/97-01/10	1170 A1.046

Engine	Information	S10	T10	T20 - T23	T22 - T25
All engines	COL:black, switch press. 0.30-0.60 bar, thread M14X1.5, without cable	7.0096			

S10 OIL PRESSURE WARNING LIGHT SWITCH	T10 REVERSING LIGHT SWITCH	T20 BRAKE LIGHT SWITCH
T22 SWITCH CLUTCH CONTROL (CRUISE CONTROL)	T23 SWITCH BRAKE ACTUATION (ENGINE TIMING)	T25 SWITCH CLUTCH CONTROL (ENGINE CONTROL)

FUNCTIONS ON THE VEHICLE

Vehicle	alim.	kW	Date	Engine	 S10	 T10	 T20 - T23	 T22 - T25
---------	-------	----	------	--------	---	---	--	---

SEICENTO / 600

0.9	Petrol	29	11/97-01/10	ENGINE 1170 A1.046
-----	--------	----	-------------	-----------------------

Engine	Information	S10	T10	T20 - T23	T22 - T25
All engines			7.6038		
All engines	spanner size 14			7.1108 T20	

1.1	Petrol	40	01/98-01/10	ENGINE 176 B2.000, 187 A1.000
-----	--------	----	-------------	----------------------------------

Engine	Information	S10	T10	T20 - T23	T22 - T25
All engines	COL:black, switch press. 0.3 bar, switch press. 0.30-0.60 bar, thread M14x1.5, without cable	7.0096			
All engines	spanner size 22, thread M18x1.5		7.6142		
All engines	spanner size 14			7.1108 T20	

Elektra	Electric	30	01/99-01/05	ENGINE --, 222 SE
---------	----------	----	-------------	----------------------

Engine	Information	S10	T10	T20 - T23	T22 - T25
All engines	spanner size 14			7.1108 T20	

Elettrica	Electric	21	06/98-02/00	ENGINE --, 221SE
-----------	----------	----	-------------	---------------------

Engine	Information	S10	T10	T20 - T23	T22 - T25
All engines	spanner size 14			7.1108 T20	

Elettrica	Electric	22	03/00-04/04	ENGINE --, 222 SE
-----------	----------	----	-------------	----------------------

Engine	Information	S10	T10	T20 - T23	T22 - T25
All engines	spanner size 14			7.1108 T20	

SIENA

1.2	Petrol	44	01/98->	ENGINE 178 B7.045, 178 C4.066, 188 A4.000
-----	--------	----	---------	---

Engine	Information	S10	T10	T20 - T23	T22 - T25
All engines	COL:black, switch press. 0.30-0.60 bar, thread M14x1.5, without cable	7.0096			
Eng. 178 B7.045, 178 C4.066	ext.thread M 14 x 1, 5 mm		7.6067		
All engines	ext.thread M 18 x 1, 5 mm, spanner size 22, thread M18x1.5		7.6142		
Eng. 178 B7.045, 178 C4.066	interference suppressed			7.1107 T20	
All engines	pole nr. 2, spanner size 14			7.1108 T20	
Eng. 178 B7.045, 178 C4.066	pole nr. 4			7.1161 T20	
Eng. 178 C4.066	with automatic adjustment				7.1108 T22
Eng. 188 A4.000					7.1108 T25
Eng. 178 C4.066					7.1203 T22

1.2	Petrol	54	09/98-12/09	ENGINE 178 B5.000
-----	--------	----	-------------	----------------------

Engine	Information	S10	T10	T20 - T23	T22 - T25
All engines	COL:black, switch press. 0.30-0.60 bar, thread M14x1.5, without cable	7.0096			
All engines	178CXG1AAM, spanner size 22, thread M14x1.5		7.6067		
All engines	178CXG1AAP, 178CXG1AAT, spanner size 22, thread M18x1.5		7.6142		
All engines	spanner size 14			7.1108 T20	
All engines					7.1108 T25

1.2	Petrol	59	09/01-12/09	ENGINE 188 A5.000
-----	--------	----	-------------	----------------------

Engine	Information	S10	T10	T20 - T23	T22 - T25
All engines	COL:black, switch press. 0.30-0.60 bar, thread M14x1.5, without cable	7.0096			
All engines	spanner size 22, thread M18x1.5		7.6142		
All engines	spanner size 14			7.1108 T20	
All engines					7.1108 T25

1.2 MJTD	Diesel	51	01/02->	ENGINE --
----------	--------	----	---------	--------------

Engine	Information	S10	T10	T20 - T23	T22 - T25
All engines		7.0096	7.6067		7.1203 T22
All engines	pole nr. 2			7.1108 T20	
All engines	pole nr. 4			7.1161 T20	
All engines	with automatic adjustment				7.1108 T22

S10 OIL PRESSURE WARNING LIGHT SWITCH	T10 REVERSING LIGHT SWITCH	T20 BRAKE LIGHT SWITCH
T22 SWITCH CLUTCH CONTROL (CRUISE CONTROL)	T23 SWITCH BRAKE ACTUATION (ENGINE TIMING)	T25 SWITCH CLUTCH CONTROL (ENGINE CONTROL)

FUNCTIONS ON THE VEHICLE

Vehicle	alim.	kW	Date	Engine	 S10	 T10	 T20 - T23	 T22 - T25
---------	-------	----	------	--------	---	---	--	---

ENGINE				
1.3 JTD	Diesel	51	09/03-12/09	188 A9.000

Engine	Information	S10	T10	T20 - T23	T22 - T25
All engines	COL:black, switch press. 0.30-0.60 bar, thread M14x1.5, without cable	7.0096			
All engines	spanner size 22, thread M14x1.5		7.6067		
All engines	spanner size 14			7.1108 T20	
All engines					7.1108 T25

ENGINE				
1.4	Petrol	51	04/96-12/09	178 B2.000, 178 B2.016

Engine	Information	S10	T10	T20 - T23	T22 - T25
All engines	COL:black, switch press. 0.30-0.60 bar, thread M14x1.5, without cable	7.0096			
All engines	178CXC1AAP, spanner size 22, thread M14x1.5		7.6067		
All engines	178CXC1AAE, 178CXC1AAT, spanner size 22, thread M18x1.5		7.6142		
All engines	spanner size 14			7.1108 T20	
All engines					7.1108 T25

ENGINE				
1.4	Petrol	57	01/07-12/09	178 F3.011, 350 A1.000, 834 A1.000

Engine	Information	S10	T10	T20 - T23	T22 - T25
All engines	COL:black, switch press. 0.30-0.60 bar, thread M14x1.5, without cable	7.0096			
All engines	spanner size 22, thread M14x1.5		7.6067		
Eng. 178 F3.011, 350 A1.000	spanner size 22, thread M18x1.5		7.6142		
All engines				7.1161 T20	
Eng. 178 F3.011, 350 A1.000					7.1108 T22

ENGINE				
1.4 Cat	Petrol	51	04/96-12/09	178 B2.000, 178 B2.016

Engine	Information	S10	T10	T20 - T23	T22 - T25
All engines	COL:black, switch press. 0.30-0.60 bar, thread M14x1.5, without cable	7.0096			
All engines	178CXC1AAP, spanner size 22, thread M14x1.5		7.6067		
All engines	178CXC1AAE, 178CXC1AAT, spanner size 22, thread M18x1.5		7.6142		
All engines	spanner size 14			7.1108 T20	
All engines					7.1108 T25

ENGINE				
1.5	Petrol	62	06/04->	178 E5.022

Engine	Information	S10	T10	T20 - T23	T22 - T25
All engines	COL:black, switch press. 0.30-0.60 bar, thread M14x1.5, without cable	7.0096			
All engines	spanner size 22, thread M14x1.5		7.6067		
All engines	pole nr. 2, spanner size 14			7.1108 T20	
All engines	pole nr. 4			7.1161 T20	
All engines	with automatic adjustment				7.1108 T22
All engines					7.1108, 7.1203 T22, T25

ENGINE				
1.6	Petrol	76	11/00-12/09	182 B6.000

Engine	Information	S10	T10	T20 - T23	T22 - T25
All engines	COL:black, switch press. 0.30-0.60 bar, thread M14x1.5, without cable	7.0096			
All engines	spanner size 22, thread M18x1.5		7.6142		
All engines	spanner size 14			7.1108 T20	
All engines					7.1108 T25

ENGINE				
1.616V	Petrol	76	03/99->	178 D2.011, 182 B6.000

Engine	Information	S10	T10	T20 - T23	T22 - T25
All engines		7.0096			
Eng. 178 D2.011	ext.thread M 14 x 1, 5 mm		7.6067		
All engines	ext.thread M 18 x 1, 5 mm		7.6142		
All engines	interference suppressed			7.1107 T20	
All engines	pole nr. 2			7.1108 T20	
All engines	pole nr. 4			7.1161 T20	
Eng. 182 B6.000	with automatic adjustment				7.1108 T22
Eng. 182 B6.000					7.1203 T22

S10 OIL PRESSURE WARNING LIGHT SWITCH	T10 REVERSING LIGHT SWITCH	T20 BRAKE LIGHT SWITCH
T22 SWITCH CLUTCH CONTROL (CRUISE CONTROL)	T23 SWITCH BRAKE ACTUATION (ENGINE TIMING)	T25 SWITCH CLUTCH CONTROL (ENGINE CONTROL)

FUNCTIONS ON THE VEHICLE

Vehicle	alim.	kW	Date	Engine	 S10	 T10	 T20 - T23	 T22 - T25
---------	-------	----	------	--------	---	---	--	---

ENGINE				
1.6 16V	Petrol	78	09/98-12/09	178 B3.000

Engine	Information	S10	T10	T20 - T23	T22 - T25
All engines	COL:black, switch press. 0.30-0.60 bar, thread M14x1.5, without cable	7.0096			
All engines	spanner size 22, thread M14x1.5		7.6067		
All engines	spanner size 14			7.1108 T20	
All engines					7.1108 T25

ENGINE				
1.7 D	Diesel	52	03/02->	176 A3.000

Engine	Information	S10	T10	T20 - T23	T22 - T25
All engines		7.0096			7.1108 T22
All engines	ext.thread M 14 x 1, 5 mm		7.6067		
All engines	ext.thread M 18 x 1, 5 mm		7.6142		
All engines	pole nr. 2			7.1108 T20	
All engines	pole nr. 4			7.1161 T20	

ENGINE				
1.7 D [MAR]	Diesel	46	01/98->	176 B3.000

Engine	Information	S10	T10	T20 - T23	T22 - T25
All engines		7.0096		7.1108 T20	
All engines	-> 01/09/99		7.6067		
All engines	01/09/99 ->		7.6142		
All engines	interference suppressed			7.1107 T20	

ENGINE				
1.7 TD	Diesel	51	02/06-12/09	176 A3.000

Engine	Information	S10	T10	T20 - T23	T22 - T25
All engines	COL:black, switch press. 0.30-0.60 bar, thread M14x1.5, without cable	7.0096			
All engines	NOT FOR:(ZA), spanner size 22, thread M14x1.5		7.6067		
All engines	FOR:(ZA), spanner size 22, thread M18x1.5		7.6142		
All engines	spanner size 14			7.1108 T20	
All engines					7.1108 T25

ENGINE				
1.7 TD [IND]	Bi-Fuel	46	04/99->	178 C9.066

Engine	Information	S10	T10	T20 - T23	T22 - T25
All engines		7.0096			
All engines	ext.thread M 14 x 1, 5 mm		7.6067		
All engines	ext.thread M 18 x 1, 5 mm		7.6142		
All engines	pole nr. 2			7.1108 T20	
All engines		7.0096			
All engines	ext.thread M 18 x 1, 5 mm		7.6142		
All engines	pole nr. 2			7.1108 T20	

ENGINE				
1.9 D	Diesel	46	11/00->	223 A6.000

Engine	Information	S10	T10	T20 - T23	T22 - T25
All engines		7.0096	7.6142		7.1203 T22
All engines	pole nr. 2			7.1108 T20	
All engines	pole nr. 4			7.1161 T20	
All engines	with automatic adjustment				7.1108 T22

STILO

ENGINE				
1.2 16V	Petrol	59	02/02-11/06	188 A5.000



Engine	Information	S10	T10	T20 - T23	T22 - T25
All engines	COL:black, switch press. 0.30-0.60 bar, thread M14x1.5, without cable	7.0096			
All engines	spanner size 22, thread M18x1.5		7.6142		
All engines				7.1161 T20	
All engines	pole nr. 4				7.1161 T22
All engines	pole nr. 2				7.1170 T22

ENGINE				
1.4	Petrol	70	01/04-08/08	843 A1.000

Engine	Information	S10	T10	T20 - T23	T22 - T25
All engines	COL:black, switch press. 0.30-0.60 bar, thread M14x1.5, without cable	7.0096			
All engines	spanner size 22, thread M18x1.5		7.6142		

S10 OIL PRESSURE WARNING LIGHT SWITCH	T10 REVERSING LIGHT SWITCH	T20 BRAKE LIGHT SWITCH
T22 SWITCH CLUTCH CONTROL (CRUISE CONTROL)	T23 SWITCH BRAKE ACTUATION (ENGINE TIMING)	T25 SWITCH CLUTCH CONTROL (ENGINE CONTROL)

FUNCTIONS ON THE VEHICLE

Vehicle	alim.	kW	Date	Engine	 S10	 T10	 T20 - T23	 T22 - T25
ENGINE								
1.4	Petrol	70	01/04-08/08	843 A1.000				
ENGINE								
Information					S10	T10	T20 - T23	T22 - T25
All engines							7.1161 T20	
1.4 16V	Petrol	66	03/05-08/08	192 B2.000				
ENGINE								
Information					S10	T10	T20 - T23	T22 - T25
All engines					7.0096			
All engines						7.6142		
All engines							7.1161 T20	
All engines								7.1161 T22
All engines								7.1170 T22
1.4 16V	Petrol	70	01/04-08/08	843 A1.000				
ENGINE								
Information					S10	T10	T20 - T23	T22 - T25
All engines					7.0096			
All engines						7.6142		
All engines							7.1161 T20	
All engines								7.1161 T22
All engines								7.1170 T22
1.6	Petrol	100	04/05-08/08	--, 182 B6.000				
ENGINE								
Information					S10	T10	T20 - T23	T22 - T25
All engines					7.0096			
All engines						7.6239	7.1161 T20	
Eng. --								7.1161 T22
Eng. --								7.1170 T22
1.6	Petrol	77	04/05-08/08	192 B3.000				
ENGINE								
Information					S10	T10	T20 - T23	T22 - T25
All engines					7.0141	7.6239	7.1161 T20	
1.6 16V	Petrol	76	10/01-08/08	182 B6.000				
ENGINE								
Information					S10	T10	T20 - T23	T22 - T25
All engines					7.0096			
All engines						7.6239	7.1161 T20	
All engines								7.1161 T22
All engines								7.1170 T22
1.6 16V	Petrol	77	03/05-12/07	192 B3.000				
ENGINE								
Information					S10	T10	T20 - T23	T22 - T25
All engines					7.0141	7.6239	7.1161 T20	
All engines								7.1161 T22
All engines								7.1170 T22
1.8 16V	Petrol	98	10/01-08/08	192 A4.000				
ENGINE								
Information					S10	T10	T20 - T23	T22 - T25
All engines					7.0096			
All engines						7.6067		
All engines							7.1161 T20	
All engines								7.1161 T22
All engines								7.1170 T22
1.9 D	Diesel	66	09/04-08/08	192 B5.000				
ENGINE								
Information					S10	T10	T20 - T23	T22 - T25
All engines					7.0096			
All engines						7.6073	7.1161 T20	
All engines								7.1161 T22
All engines								7.1170 T22

S10	OIL PRESSURE WARNING LIGHT SWITCH	T10	REVERSING LIGHT SWITCH	T20	BRAKE LIGHT SWITCH
T22	SWITCH CLUTCH CONTROL (CRUISE CONTROL)	T23	SWITCH BRAKE ACTUATION (ENGINE TIMING)	T25	SWITCH CLUTCH CONTROL (ENGINE CONTROL)

The present application list is a brief version. For the detailed information about the possibility of installation on a specific vehicle, please refer to our web-catalogue <http://catalogo.facet.eu/>

FUNCTIONS ON THE VEHICLE

Vehicle	alim.	kW	Date	Engine	 S10	 T10	 T20 - T23	 T22 - T25
---------	-------	----	------	--------	---	---	--	---

ENGINE				
1.9 D Multijet	Diesel	110	09/05-08/08	937 A5.000

Engine	Information	S10	T10	T20 - T23	T22 - T25
All engines	COL:black, switch press. 0.30-0.60 bar, thread M14X1.5, without cable	7.0096			
All engines			7.6196	7.1161 T20	
All engines	pole nr. 4				7.1161 T22
All engines	pole nr. 2				7.1170 T22

ENGINE				
1.9 D Multijet	Diesel	74	09/05-08/08	192 A9.000

Engine	Information	S10	T10	T20 - T23	T22 - T25
All engines	COL:black, switch press. 0.30-0.60 bar, thread M14X1.5, without cable	7.0096			
All engines	spanner size 22, thread M14x1.5		7.6067		
All engines				7.1161 T20	
All engines	pole nr. 4				7.1161 T22
All engines	pole nr. 2				7.1170 T22

ENGINE				
1.9 D Multijet	Diesel	88	09/05-08/08	192 A8.000

Engine	Information	S10	T10	T20 - T23	T22 - T25
All engines	COL:black, switch press. 0.30-0.60 bar, thread M14X1.5, without cable	7.0096			
All engines	->ch. 653437		7.6073		
All engines	ch. 653438 ->		7.6196		
All engines				7.1161 T20	
All engines	pole nr. 4				7.1161 T22
All engines	pole nr. 2				7.1170 T22

ENGINE				
1.9 JTD	Diesel	100	02/04-08/08	192 B1.000

Engine	Information	S10	T10	T20 - T23	T22 - T25
All engines	COL:black, switch press. 0.30-0.60 bar, thread M14X1.5, without cable	7.0096			
All engines			7.6196	7.1161 T20	
All engines	pole nr. 4				7.1161 T22
All engines	pole nr. 2				7.1170 T22

ENGINE				
1.9 JTD	Diesel	103	09/03-08/08	192 A5.000

Engine	Information	S10	T10	T20 - T23	T22 - T25
All engines	COL:black, switch press. 0.30-0.60 bar, thread M14X1.5, without cable	7.0096			
All engines			7.6196	7.1161 T20	
All engines	pole nr. 4				7.1161 T22
All engines	pole nr. 2				7.1170 T22

ENGINE				
1.9 JTD	Diesel	110	09/05-08/08	937 A5.000

Engine	Information	S10	T10	T20 - T23	T22 - T25
All engines	COL:black, switch press. 0.30-0.60 bar, thread M14X1.5, without cable	7.0096			
All engines			7.6196	7.1161 T20	

ENGINE				
1.9 JTD	Diesel	59	10/01-08/08	192 A3.000

Engine	Information	S10	T10	T20 - T23	T22 - T25
All engines	COL:black, switch press. 0.30-0.60 bar, thread M14X1.5, without cable	7.0096			
All engines	spanner size 22, thread M14x1.5		7.6067		
All engines				7.1161 T20	
All engines	pole nr. 4				7.1161 T22
All engines	pole nr. 2				7.1170 T22

ENGINE				
1.9 JTD	Diesel	66	09/04-11/06	192 B5.000

Engine	Information	S10	T10	T20 - T23	T22 - T25
All engines	COL:black, switch press. 0.30-0.60 bar, thread M14X1.5, without cable	7.0096			
All engines			7.6073	7.1161 T20	
All engines	pole nr. 4				7.1161 T22
All engines	pole nr. 2				7.1170 T22

S10 OIL PRESSURE WARNING LIGHT SWITCH	T10 REVERSING LIGHT SWITCH	T20 BRAKE LIGHT SWITCH
T22 SWITCH CLUTCH CONTROL (CRUISE CONTROL)	T23 SWITCH BRAKE ACTUATION (ENGINE TIMING)	T25 SWITCH CLUTCH CONTROL (ENGINE CONTROL)

FUNCTIONS ON THE VEHICLE

Vehicle	alim.	kW	Date	Engine				
					S10	T10	T20 - T23	T22 - T25

ENGINE				
1.9 JTD	Diesel	85	10/01-08/08	192 A1.000, 937 A7.000

Engine	Information	S10	T10	T20 - T23	T22 - T25
All engines	COL:black, switch press. 0.30-0.60 bar, thread M14X1.5, without cable	7.0096			
All engines			7.6073	7.1161 T20	
All engines	pole nr. 4				7.1161 T22
All engines	pole nr. 2				7.1170 T22

ENGINE				
1.9 JTD	Diesel	88	09/05-08/08	192 A8.000

Engine	Information	S10	T10	T20 - T23	T22 - T25
All engines	COL:black, switch press. 0.30-0.60 bar, thread M14X1.5, without cable	7.0096			
All engines	-> ch. 653437		7.6073		
All engines	ch. 653438 ->		7.6196		
All engines				7.1161 T20	

ENGINE				
1.9 JTD	Diesel	93	09/03-08/08	937 A4.000

Engine	Information	S10	T10	T20 - T23	T22 - T25
All engines	COL:black, switch press. 0.30-0.60 bar, thread M14X1.5, without cable	7.0096			
All engines			7.6196	7.1161 T20	
All engines	pole nr. 4				7.1161 T22
All engines	pole nr. 2				7.1170 T22

ENGINE				
2.4 20V	Petrol	125	10/01-04/07	192 A2.000

Engine	Information	S10	T10	T20 - T23	T22 - T25
All engines	COL:black, FP Left, FP Left Front, switch press. 0.30-0.60 bar, thread M14X1.5, without cable	7.0096			
All engines			7.6196	7.1161 T20	7.1170 T25

STRADA

ENGINE				
1.2	Petrol	44	04/03->	188 A4.000

Engine	Information	S10	T10	T20 - T23	T22 - T25
All engines	COL:black, switch press. 0.30-0.60 bar, thread M14X1.5, without cable	7.0096			
All engines	spanner size 22, thread M14x1.5		7.6067		
All engines	-> 01/03/03, spanner size 14			7.1107 T20	
All engines	01/04/03 ->, spanner size 14			7.1108 T20	
All engines					7.1108 T25

ENGINE				
1.2	Petrol	54	06/99->	178 B5.000, 178 B7.045

Engine	Information	S10	T10	T20 - T23	T22 - T25
All engines	COL:black, switch press. 0.30-0.60 bar, thread M14X1.5, without cable	7.0096			
Eng. 178 B5.000	spanner size 22, thread M14x1.5		7.6067		
Eng. 178 B7.045			7.6142	7.1108 T20	7.1108 T22
Eng. 178 B5.000	spanner size 14			7.1107 T20	

ENGINE				
1.2 Trekking	Petrol	60	11/05->	--, 178 B7.045

Engine	Information	S10	T10	T20 - T23	T22 - T25
All engines	COL:black, switch press. 0.30-0.60 bar, thread M14X1.5, without cable	7.0096			
All engines	spanner size 22, thread M18x1.5		7.6142		
All engines	spanner size 14			7.1108 T20	
Eng. --					7.1108 T22
Eng. 178 B7.045					7.1108 T25

ENGINE				
1.3 D	Diesel	71	01/11->	--





Engine	Information	S10	T10	T20 - T23	T22 - T25
All engines		7.0096	7.6067	7.1161 T20	

ENGINE				
1.3 D Multijet	Diesel	62	05/06->	223 A9.000

Engine	Information	S10	T10	T20 - T23	T22 - T25
All engines	COL:black, switch press. 0.30-0.60 bar, thread M14X1.5, without cable	7.0096			
All engines	spanner size 22, thread M14x1.5		7.6067		

S10	OIL PRESSURE WARNING LIGHT SWITCH	T10	REVERSING LIGHT SWITCH	T20	BRAKE LIGHT SWITCH
T22	SWITCH CLUTCH CONTROL (CRUISE CONTROL)	T23	SWITCH BRAKE ACTUATION (ENGINE TIMING)	T25	SWITCH CLUTCH CONTROL (ENGINE CONTROL)

FUNCTIONS ON THE VEHICLE

Vehicle	alim.	kW	Date	Engine	 S10	 T10	 T20 - T23	 T22 - T25
---------	-------	----	------	--------	---	---	--	---

				ENGINE
1.3 D Multijet	Diesel	62	05/06->	223 A9.000

Engine	Information	S10	T10	T20 - T23	T22 - T25
All engines	spanner size 14			7.1108 T20	
All engines					7.1108 T25

				ENGINE
1.3 D Multijet	Diesel	70	10/10->	199 B1.000

Engine	Information	S10	T10	T20 - T23	T22 - T25
All engines	COL:black, switch press. 0.30-0.60 bar, thread M14x1.5, without cable	7.0096			
All engines	spanner size 22, thread M14x1.5		7.6067		
All engines				7.1161 T20	7.1108 T22

				ENGINE
1.7 TD	Diesel	51	06/99-12/06	176 A3.000

Engine	Information	S10	T10	T20 - T23	T22 - T25
All engines	COL:black, switch press. 0.30-0.60 bar, thread M14x1.5, without cable	7.0096			
All engines	spanner size 22, thread M14x1.5		7.6067		
All engines	-> 01/03/03, spanner size 14			7.1107 T20	
All engines	01/04/03 ->, spanner size 14			7.1108 T20	
All engines					7.1108 T25

				ENGINE
1.7 TD	Diesel	52	10/06-12/08	176 A3.000

Engine	Information	S10	T10	T20 - T23	T22 - T25
All engines		7.0096			7.1108 T22
All engines	ext.thread M 14 x 1, 5 mm, no specific info conc. application available		7.6067		
All engines	ext.thread M 18 x 1, 5 mm, no specific info conc. application available		7.6142		
All engines	COL:black/White			7.1107 T20	
All engines	COL:white, with automatic adjustment			7.1108 T20	

				ENGINE
1.9 D	Diesel	46	12/00->	223 A6.000

Engine	Information	S10	T10	T20 - T23	T22 - T25
All engines	COL:black, switch press. 0.30-0.60 bar, thread M14x1.5, without cable	7.0096			
All engines	spanner size 22, thread M14x1.5		7.6067		
All engines	-> 01/03/03, spanner size 14			7.1107 T20	
All engines	01/04/03 ->, spanner size 14			7.1108 T20	
All engines					7.1108 T25

				ENGINE
1.9 JTD	Diesel	59	04/03->	188 A2.000

Engine	Information	S10	T10	T20 - T23	T22 - T25
All engines	COL:black, switch press. 0.30-0.60 bar, thread M14x1.5, without cable	7.0096			
All engines	spanner size 22, thread M14x1.5		7.6067		
All engines	-> 01/03/03, spanner size 14			7.1107 T20	
All engines	01/04/03 ->, spanner size 14			7.1108 T20	
All engines					7.1108 T25

				ENGINE
TALENTO				

				ENGINE
1.9 D	Diesel	52	03/89-03/94	149 B1.000

Engine	Information	S10	T10	T20 - T23	T22 - T25
All engines	->eng. 0963133	7.0000			
All engines	eng.type 0963133 ->	7.0096			
All engines			7.6015	7.1000 T20	

				ENGINE
2.0	Petrol	55	03/89-03/94	170 B

Engine	Information	S10	T10	T20 - T23	T22 - T25
All engines			7.6015	7.1000 T20	

				ENGINE
TEMPRA				

				ENGINE
1.4 i.e.	Petrol	51	04/90-08/96	159 A2.000, 160 A1.046, 836 A4.000

Engine	Information	S10	T10	T20 - T23	T22 - T25
Eng. 159 A2.000, 160 A1.046	->eng. 8247895	7.0000			

S10 OIL PRESSURE WARNING LIGHT SWITCH	T10 REVERSING LIGHT SWITCH	T20 BRAKE LIGHT SWITCH
T22 SWITCH CLUTCH CONTROL (CRUISE CONTROL)	T23 SWITCH BRAKE ACTUATION (ENGINE TIMING)	T25 SWITCH CLUTCH CONTROL (ENGINE CONTROL)

FUNCTIONS ON THE VEHICLE

Vehicle	alim.	kW	Date	Engine	 S10	 T10	 T20 - T23	 T22 - T25
---------	-------	----	------	--------	---	---	--	---

TEMPRA

				ENGINE
1.4 i.e.	Petrol	51	04/90-08/96	159 A2.000, 160 A1.046, 836 A4.000

Engine	Information	S10	T10	T20 - T23	T22 - T25
All engines	eng.type 8247895 ->	7.0096			
All engines			7.6067		
All engines	pole nr. 2			7.1068	T20
All engines	pole nr. 3			7.1069	T20

				ENGINE
1.4 i.e.	Petrol	57	03/91-08/96	159 A2.000

Engine	Information	S10	T10	T20 - T23	T22 - T25
All engines	->eng. 8247895	7.0000			
All engines	eng.type 8247895 ->	7.0096			
All engines			7.6067		
All engines	pole nr. 2			7.1068	T20
All engines	pole nr. 3			7.1069	T20

				ENGINE
1.6	Petrol	51	04/90-07/96	159 A3.048

Engine	Information	S10	T10	T20 - T23	T22 - T25
All engines	->eng. 8247895	7.0000			
All engines	eng.type 8247895 ->	7.0096			
All engines			7.6067		
All engines	pole nr. 2			7.1068	T20
All engines	pole nr. 3			7.1069	T20

				ENGINE
1.6	Petrol	63	03/90-12/96	159 A3.000

Engine	Information	S10	T10	T20 - T23	T22 - T25
All engines	->eng. 8247895	7.0000			
All engines	eng.type 8247895 ->	7.0096			
All engines			7.6067		
All engines	pole nr. 2			7.1068	T20
All engines	pole nr. 3			7.1069	T20

				ENGINE
1.6 i.e.	Petrol	55	06/92-08/96	159 A3.048, 835 C1.000

Engine	Information	S10	T10	T20 - T23	T22 - T25
Eng. 159 A3.048	->eng. 8247895	7.0000			
All engines	eng.type 8247895 ->	7.0096			
All engines			7.6067		
All engines	pole nr. 2			7.1068	T20
All engines	pole nr. 3			7.1069	T20

				ENGINE
1.6 i.e.	Petrol	57	06/90-08/96	159 A3.046, 835 C1.000

Engine	Information	S10	T10	T20 - T23	T22 - T25
Eng. 159 A3.046	->eng. 8247895	7.0000			
All engines	eng.type 8247895 ->	7.0096			
All engines			7.6067		
All engines	pole nr. 2			7.1068	T20
All engines	pole nr. 3			7.1069	T20

				ENGINE
1.6 i.e.	Petrol	63	06/94-08/96	159 B9.000

Engine	Information	S10	T10	T20 - T23	T22 - T25
All engines		7.0096	7.6067		
All engines	pole nr. 2			7.1068	T20
All engines	pole nr. 3			7.1069	T20

				ENGINE
1.6 i.e.	Petrol	66	06/94-08/96	159 B9.000

Engine	Information	S10	T10	T20 - T23	T22 - T25
All engines		7.0096	7.6067		
All engines	pole nr. 2			7.1068	T20
All engines	pole nr. 3			7.1069	T20

S10	OIL PRESSURE WARNING LIGHT SWITCH	T10	REVERSING LIGHT SWITCH	T20	BRAKE LIGHT SWITCH
T22	SWITCH CLUTCH CONTROL (CRUISE CONTROL)	T23	SWITCH BRAKE ACTUATION (ENGINE TIMING)	T25	SWITCH CLUTCH CONTROL (ENGINE CONTROL)

FUNCTIONS ON THE VEHICLE

Vehicle	alim.	kW	Date	Engine	 S10	 T10	 T20 - T23	 T22 - T25
---------	-------	----	------	--------	---	---	--	---

ENGINE				
1.8 4x4	Petrol	80	07/92-06/93	159 A4.000

Engine	Information	S10	T10	T20 - T23	T22 - T25
All engines	->eng. 1302542	7.0000			
All engines	eng.type 1302542 ->	7.0096			
All engines			7.6067	7.1069	T20

ENGINE				
1.8 i.e.	Petrol	66	09/93-08/96	835 C4.000

Engine	Information	S10	T10	T20 - T23	T22 - T25
All engines		7.0096	7.6067	7.1069	T20

ENGINE				
1.8 i.e.	Petrol	74	10/94-08/96	836 A5.000

Engine	Information	S10	T10	T20 - T23	T22 - T25
All engines		7.0096	7.6067	7.1069	T20

ENGINE				
1.8 i.e.	Petrol	76	09/93-08/96	835 C2.000

Engine	Information	S10	T10	T20 - T23	T22 - T25
All engines		7.0096	7.6067	7.1069	T20

ENGINE				
1.8 i.e.	Petrol	77	03/92-08/96	159 A4.046

Engine	Information	S10	T10	T20 - T23	T22 - T25
All engines	->eng. 1302542	7.0000			
All engines	eng.type 1302542 ->	7.0096			
All engines			7.6067	7.1069	T20

ENGINE				
1.8 i.e.	Petrol	81	03/90-08/96	159 A4.000

Engine	Information	S10	T10	T20 - T23	T22 - T25
All engines	->eng. 1302542	7.0000			
All engines	eng.type 1302542 ->	7.0096			
All engines			7.6067	7.1069	T20

ENGINE				
1.9 D	Diesel	48	07/91-08/96	160 A7.000

Engine	Information	S10	T10	T20 - T23	T22 - T25
All engines	->eng. 1015501	7.0000			
All engines	eng.type 1015501 ->	7.0096			
All engines			7.6067		
All engines	pole nr. 2			7.1068	T20
All engines	pole nr. 3			7.1069	T20

ENGINE				
1.9 TD	Diesel	59	03/92-08/96	160 B6.046

Engine	Information	S10	T10	T20 - T23	T22 - T25
All engines	->eng. 1005473	7.0000			
All engines	eng.type 1005473 ->	7.0096			
All engines			7.6067		
All engines	pole nr. 2			7.1068	T20
All engines	pole nr. 3			7.1069	T20





ENGINE				
1.9 TD	Diesel	66	05/90-08/96	160 A6.000, 160 D1.000

Engine	Information	S10	T10	T20 - T23	T22 - T25
All engines		7.0096	7.6067		
All engines	pole nr. 2			7.1068	T20
All engines	pole nr. 3			7.1069	T20

ENGINE				
1.9 TDE	Diesel	68	07/90-03/93	160 A6.046

Engine	Information	S10	T10	T20 - T23	T22 - T25
All engines	->eng. 1005473	7.0000			
All engines	eng.type 1005473 ->	7.0096			
All engines			7.6067		
All engines	pole nr. 2			7.1068	T20
All engines	pole nr. 3			7.1069	T20

S10	OIL PRESSURE WARNING LIGHT SWITCH	T10	REVERSING LIGHT SWITCH	T20	BRAKE LIGHT SWITCH
T22	SWITCH CLUTCH CONTROL (CRUISE CONTROL)	T23	SWITCH BRAKE ACTUATION (ENGINE TIMING)	T25	SWITCH CLUTCH CONTROL (ENGINE CONTROL)

Vehicle	alim.	kW	Date	Engine	FUNCTIONS ON THE VEHICLE			
					 S10	 T10	 T20 - T23	 T22 - T25

ENGINE				
2.0	Petrol	80	04/90-06/93	159 A6.046

Engine	Information	S10	T10	T20 - T23	T22 - T25
All engines	->eng. 1302542	7.0000			
All engines	eng.type 1302542 ->	7.0096			
All engines			7.6067		
All engines	pole nr. 2			7.1068	T20
All engines	pole nr. 3			7.1069	T20

ENGINE				
2.0 i.e.	Petrol	83	10/90-08/96	159 A6.046

Engine	Information	S10	T10	T20 - T23	T22 - T25
All engines	->eng. 1302542	7.0000			
All engines	eng.type 1302542 ->	7.0096			
All engines			7.6067		
All engines	pole nr. 2			7.1068	T20
All engines	pole nr. 3			7.1069	T20

ENGINE				
2.0 i.e. [BRA]	Petrol	81	04/93-12/96	159 A6.011

Engine	Information	S10	T10	T20 - T23	T22 - T25
All engines		7.0096	7.6067	7.1069	T20

ENGINE				
2.0 i.e. 4x4	Petrol	83	03/92-03/95	159 A6.046

Engine	Information	S10	T10	T20 - T23	T22 - T25
All engines		7.0096		7.1069	T20
All engines	01/10/94 ->		7.6143		

TIPO I

ENGINE				
1.1	Petrol	41	01/88-10/91	160 A3.000

Engine	Information	S10	T10	T20 - T23	T22 - T25
All engines		7.0000	7.6067	7.1068	T20

ENGINE				
1.1 i.e.	Petrol	37	10/94-10/95	156 C.046

Engine	Information	S10	T10	T20 - T23	T22 - T25
All engines		7.0096	7.6067	7.1068	T20

ENGINE				
1.4	Petrol	52	07/87-12/89	160 A1.000, 160 A1.048

Engine	Information	S10	T10	T20 - T23	T22 - T25
All engines	->eng. 8244415	7.0000			
All engines	eng.type 8244415 ->	7.0096			
All engines			7.6067		
All engines	pole nr. 2			7.1068	T20
All engines	pole nr. 3			7.1069	T20

ENGINE				
1.4 i.e.	Petrol	51	05/89-04/95	160 A1.046, 836 A4.000

Engine	Information	S10	T10	T20 - T23	T22 - T25
Eng. 160 A1.046	->eng. 8244415	7.0000			
All engines	eng.type 8244415 ->	7.0096			
All engines			7.6067		
All engines	pole nr. 2			7.1068	T20
All engines	pole nr. 3			7.1069	T20

ENGINE				
1.4 i.e.	Petrol	57	05/89-04/95	159 A2.000

Engine	Information	S10	T10	T20 - T23	T22 - T25
All engines	->eng. 8244415	7.0000			
All engines	eng.type 8244415 ->	7.0096			
All engines			7.6067		
All engines	pole nr. 2			7.1068	T20
All engines	pole nr. 3			7.1069	T20

ENGINE				
1.6	Petrol	56	03/93-10/95	159 A3.048, 835 C1.000

Engine	Information	S10	T10	T20 - T23	T22 - T25
Eng. 159 A3.048	->eng. 8247895	7.0000			

S10 OIL PRESSURE WARNING LIGHT SWITCH	T10 REVERSING LIGHT SWITCH	T20 BRAKE LIGHT SWITCH
T22 SWITCH CLUTCH CONTROL (CRUISE CONTROL)	T23 SWITCH BRAKE ACTUATION (ENGINE TIMING)	T25 SWITCH CLUTCH CONTROL (ENGINE CONTROL)

FUNCTIONS ON THE VEHICLE

Vehicle	alim.	kW	Date	Engine	 S10	 T10	 T20 - T23	 T22 - T25
---------	-------	----	------	--------	---	---	--	---

ENGINE				
1.6	Petrol	56	03/93-10/95	159 A3.048, 835 C1.000

Engine	Information	S10	T10	T20 - T23	T22 - T25
All engines	eng.type 8247895 ->	7.0096			
All engines			7.6067		
All engines	pole nr. 2			7.1068	T20
All engines	pole nr. 3			7.1069	T20

ENGINE				
1.6	Petrol	58	03/88-10/92	160 A2.000

Engine	Information	S10	T10	T20 - T23	T22 - T25
All engines	->eng. 8244415	7.0000			
All engines	eng.type 8244415 ->	7.0096			
All engines			7.6067		
All engines	pole nr. 2			7.1068	T20
All engines	pole nr. 3			7.1069	T20

ENGINE				
1.6	Petrol	61	01/88-10/91	160 A2.000

Engine	Information	S10	T10	T20 - T23	T22 - T25
All engines	->eng. 8244415	7.0000			
All engines	eng.type 8244415 ->	7.0096			
All engines			7.6067		
All engines	pole nr. 2			7.1068	T20
All engines	pole nr. 3			7.1069	T20

ENGINE				
1.6 i.e.	Petrol	55	10/92-04/95	159 A3.048, 835 C1.000

Engine	Information	S10	T10	T20 - T23	T22 - T25
Eng. 159 A3.048	->eng. 8247895	7.0000			
All engines	eng.type 8247895 ->	7.0096			
All engines			7.6067		
All engines	pole nr. 2			7.1068	T20
All engines	pole nr. 3			7.1069	T20

ENGINE				
1.6 i.e.	Petrol	57	07/90-01/93	159 A3.046

Engine	Information	S10	T10	T20 - T23	T22 - T25
All engines	->eng. 8244415	7.0000			
All engines	eng.type 8244415 ->	7.0096			
All engines			7.6067		
All engines	pole nr. 2			7.1068	T20
All engines	pole nr. 3			7.1069	T20

ENGINE				
1.6 i.e. [BRA]	Petrol	60	03/93-04/95	160 E2.011

Engine	Information	S10	T10	T20 - T23	T22 - T25
All engines		7.0096	7.6067		
All engines	pole nr. 2			7.1068	T20

ENGINE				
1.6 SX DGT	Petrol	66	05/89-10/95	159 A3.000

Engine	Information	S10	T10	T20 - T23	T22 - T25
All engines	->eng. 8244415	7.0000			
All engines	eng.type 8244415 ->	7.0096			
All engines			7.6067		
All engines	pole nr. 2			7.1068	T20
All engines	pole nr. 3			7.1069	T20

ENGINE				
1.7 D	Diesel	43	01/88-10/94	149 B4.000

Engine	Information	S10	T10	T20 - T23	T22 - T25
All engines	->eng. 1015320	7.0000			
All engines	eng.type 1015320 ->	7.0096			
All engines			7.6067	7.1068	T20

ENGINE				
1.7 D	Diesel	45	01/88-10/95	149 B4.000

Engine	Information	S10	T10	T20 - T23	T22 - T25
All engines	->eng. 1015320	7.0000			

S10 OIL PRESSURE WARNING LIGHT SWITCH	T10 REVERSING LIGHT SWITCH	T20 BRAKE LIGHT SWITCH
T22 SWITCH CLUTCH CONTROL (CRUISE CONTROL)	T23 SWITCH BRAKE ACTUATION (ENGINE TIMING)	T25 SWITCH CLUTCH CONTROL (ENGINE CONTROL)

Vehicle	alim.	kW	Date	Engine	FUNCTIONS ON THE VEHICLE			
					 S10	 T10	 T20 - T23	 T22 - T25
1.7 D	Diesel	45	01/88-10/95	ENGINE 149 B4.000				
Engine	Information			S10	T10	T20 - T23	T22 - T25	
All engines	eng.type 1015320 ->			7.0096				
All engines					7.6067	7.1068	T20	
1.8 i.e	Petrol	71	03/93-04/95	ENGINE 836 A5.000				
Engine	Information			S10	T10	T20 - T23	T22 - T25	
All engines				7.0096	7.6067	7.1069	T20	
1.8 i.e.	Petrol	66	03/93-10/95	ENGINE 835 C4.000, 836 A6.000				
Engine	Information			S10	T10	T20 - T23	T22 - T25	
All engines				7.0096	7.6067	7.1069	T20	
1.8 i.e.	Petrol	74	10/94-10/95	ENGINE 836 A5.000				
Engine	Information			S10	T10	T20 - T23	T22 - T25	
All engines				7.0096	7.6067	7.1069	T20	
1.8 i.e.	Petrol	76	04/93-04/95	ENGINE 835 C2.000				
Engine	Information			S10	T10	T20 - T23	T22 - T25	
All engines				7.0096	7.6067	7.1069	T20	
1.8 i.e.	Petrol	77	10/90-06/93	ENGINE 159 A4.046				
Engine	Information			S10	T10	T20 - T23	T22 - T25	
All engines	->eng. 1302563			7.0000				
All engines	eng.type 1302563 ->			7.0096				
All engines					7.6067	7.1069	T20	
1.8 i.e.	Petrol	81	10/90-06/93	ENGINE 159 A4.000				
Engine	Information			S10	T10	T20 - T23	T22 - T25	
All engines	->eng. 1302563			7.0000				
All engines	eng.type 1302563 ->			7.0096				
All engines					7.6067	7.1069	T20	
1.8 i.e.16V Sport	Petrol	100	11/89-06/92	ENGINE 160 A5.000				
Engine	Information			S10	T10	T20 - T23	T22 - T25	
All engines				7.0000	7.6067	7.1069	T20	
1.9 D	Diesel	48	07/91-08/95	ENGINE 160 A7.000				
Engine	Information			S10	T10	T20 - T23	T22 - T25	
All engines	->VET. 1005430			7.0000				
All engines	VET. 1005430 ->			7.0096				
All engines					7.6067	7.1069	T20	
1.9 TD	Diesel	59	03/92-06/93	ENGINE 160 B6.046				
Engine	Information			S10	T10	T20 - T23	T22 - T25	
All engines	->eng. 005430			7.0000				
All engines	eng.type 005430 ->			7.0096				
All engines					7.6067			
All engines	pole nr. 2					7.1068	T20	
All engines	pole nr. 3					7.1069	T20	
1.9 TD	Diesel	66	09/90-04/95	ENGINE 160 A6.000, 160 A6.046, 160 D1.000				
Engine	Information			S10	T10	T20 - T23	T22 - T25	
Eng. 160 A6.000, 160 A6.046	->eng. 005430			7.0000				
All engines	eng.type 005430 ->			7.0096				
All engines					7.6067			
Eng. 160 A6.046	pole nr. 2					7.1068	T20	
All engines	pole nr. 3					7.1069	T20	

S10 OIL PRESSURE WARNING LIGHT SWITCH	T10 REVERSING LIGHT SWITCH	T20 BRAKE LIGHT SWITCH
T22 SWITCH CLUTCH CONTROL (CRUISE CONTROL)	T23 SWITCH BRAKE ACTUATION (ENGINE TIMING)	T25 SWITCH CLUTCH CONTROL (ENGINE CONTROL)

Vehicle	alim.	kW	Date	Engine	 S10	 T10	 T20 - T23	 T22 - T25
---------	-------	----	------	--------	---	---	--	---

ENGINE				
2.0	Petrol	104	03/93-04/95	836 A3.011

Engine	Information	S10	T10	T20 - T23	T22 - T25
All engines		7.0096	7.6067	7.1069 T20	

ENGINE				
2.0	Petrol	85	10/90-10/92	159 A5.046, 159 A6.046

Engine	Information	S10	T10	T20 - T23	T22 - T25
Eng. 159 A5.046	->eng. 1302563	7.0000			
All engines	eng.type 1302563 ->	7.0096			
All engines			7.6067	7.1069 T20	

ENGINE				
2.0 16V	Petrol	107	07/91-04/95	160 A8.046

Engine	Information	S10	T10	T20 - T23	T22 - T25
All engines		7.0096	7.6067	7.1069 T20	

ENGINE				
2.0 i.e.	Petrol	80	06/90-03/92	159 A5.046

Engine	Information	S10	T10	T20 - T23	T22 - T25
All engines	->eng. 1302563	7.0000			
All engines	eng.type 1302563 ->	7.0096			
All engines			7.6067	7.1069 T20	

ENGINE				
2.0 i.e.	Petrol	83	03/90-04/95	159 A6.046

Engine	Information	S10	T10	T20 - T23	T22 - T25
All engines		7.0096	7.6067	7.1069 T20	

ENGINE				
2.0 i.e. [BRA]	Petrol	85	03/93-10/95	159 A6.011

Engine	Information	S10	T10	T20 - T23	T22 - T25
All engines		7.0096	7.6067	7.1069 T20	

ENGINE				
2.0 i.e. 16V Sport	Petrol	102	03/93-04/95	836 A3.000

Engine	Information	S10	T10	T20 - T23	T22 - T25
All engines		7.0096	7.6067	7.1069 T20	

TIPO II

ENGINE				
1.3 D	Diesel	70	10/15->	199 B1.000, 330 A1.000, 55266963, 55283775

Engine	Information	S10	T10	T20 - T23	T22 - T25
All engines	COL:black, euro 4 (D4), euro 5, euro 6, switch press. 0.30-0.60 bar, thread M14X1.5, without cable	7.0096			
All engines	euro 6, switch press. 0.2 bar, thread M10X1.0, UFI	7.0163			
All engines	spanner size 22, thread M14x1.5		7.6067		
All engines	COL:blue			7.1247 T20	

ENGINE				
1.4	Petrol	70	10/15->	843 A1.000

Engine	Information	S10	T10	T20 - T23	T22 - T25
All engines	COL:black, switch press. 0.30-0.60 bar, thread M14X1.5, without cable	7.0096			
All engines	spanner size 22, thread M18x1.5		7.6142		
All engines	COL:blue			7.1247 T20	

ENGINE				
1.4	Petrol	88	03/16->	940 B7.000



Engine	Information	S10	T10	T20 - T23	T22 - T25
All engines	COL:black, switch press. 0.30-0.60 bar, thread M14X1.5, without cable	7.0096			
All engines	spanner size 22, thread M18x1.5		7.6142		
All engines			7.6196		
All engines	COL:blue			7.1247 T20	

ENGINE				
1.4 LPG	Petrol/ Petro- leum Gas (LPG)	88	05/16->	940 B7.000

Engine	Information	S10	T10	T20 - T23	T22 - T25
All engines	COL:black, switch press. 0.30-0.60 bar, thread M14X1.5, without cable	7.0096			
All engines	spanner size 22, thread M18x1.5		7.6142		

S10 OIL PRESSURE WARNING LIGHT SWITCH	T10 REVERSING LIGHT SWITCH	T20 BRAKE LIGHT SWITCH
T22 SWITCH CLUTCH CONTROL (CRUISE CONTROL)	T23 SWITCH BRAKE ACTUATION (ENGINE TIMING)	T25 SWITCH CLUTCH CONTROL (ENGINE CONTROL)

FUNCTIONS ON THE VEHICLE

Vehicle	alim.	kW	Date	Engine	 S10	 T10	 T20 - T23	 T22 - T25
---------	-------	----	------	--------	---	---	--	---

				ENGINE
1.4 LPG	Petrol/ Petro- leum Gas (LPG)	88	05/16->	940 B7.000

Engine	Information	S10	T10	T20 - T23	T22 - T25
All engines	COL:blue			7.1247 T20	

				ENGINE
1.6	Petrol	81	10/15->	55268036

Engine	Information	S10	T10	T20 - T23	T22 - T25
All engines	COL:blue			7.1247 T20	

				ENGINE
1.6 D	Diesel	84	09/16->	55260384, 55280444

Engine	Information	S10	T10	T20 - T23	T22 - T25
All engines	COL:black, switch press. 0.30-0.60 bar, thread M14X1.5, without cable	7.0096			
All engines			7.6196		
All engines	COL:blue			7.1247 T20	

				ENGINE
1.6 D	Diesel	88	10/15->	55260384, 55280444

Engine	Information	S10	T10	T20 - T23	T22 - T25
All engines	COL:black, switch press. 0.30-0.60 bar, thread M14X1.5, without cable	7.0096			
All engines			7.6196		
All engines	COL:blue			7.1247 T20	

ULYSSE I

				ENGINE
1.8	Petrol	73	05/97-08/02	LFW

Engine	Information	S10	T10	T20 - T23	T22 - T25
All engines		7.0116		7.1217 T20	
All engines	-> 01/12/99		7.6108		
All engines	01/12/99 ->		7.6218		
All engines	+cruise control			7.1132 T20	
All engines	LHD, VET. 8534 ->, with control switch			7.1187 T20	

				ENGINE
1.9 TD	Diesel	66	02/95-08/02	DHX (XUD9TF/L)

Engine	Information	S10	T10	T20 - T23	T22 - T25
All engines	-> 01/05/98	7.0116			
All engines	01/05/98 ->	7.0130			
All engines			7.6099	7.1217 T20	
All engines	+cruise control			7.1132 T20	
All engines	LHD, VET. 8534 ->, with control switch			7.1187 T20	

				ENGINE
1.9 TD	Diesel	68	11/94-08/98	D8B

Engine	Information	S10	T10	T20 - T23	T22 - T25
All engines	-> 01/05/98	7.0116			
All engines	01/05/98 ->	7.0130			
All engines			7.6099	7.1217 T20	
All engines	+cruise control			7.1132 T20	
All engines	LHD, VET. 8534 ->, with control switch			7.1187 T20	

				ENGINE
2.0	Petrol	89	06/94-08/02	RFU (XU10J2C)

Engine	Information	S10	T10	T20 - T23	T22 - T25
All engines	-> 01/05/98	7.0116			
All engines	01/05/98 ->	7.0130			
All engines	-> 01/12/99		7.6108		
All engines	01/12/99 ->		7.6218		
All engines	+cruise control			7.1132 T20	
All engines	LHD, VET. 8534 ->, with control switch			7.1187 T20	
All engines				7.1217 T20	

				ENGINE
2.0 16V	Petrol	100	09/00-08/02	RFN (EW10J4)

Engine	Information	S10	T10	T20 - T23	T22 - T25
All engines		7.0130	7.6218	7.1217 T20	7.1132 T22
All engines	+cruise control			7.1132 T20	

S10	OIL PRESSURE WARNING LIGHT SWITCH	T10	REVERSING LIGHT SWITCH	T20	BRAKE LIGHT SWITCH
T22	SWITCH CLUTCH CONTROL (CRUISE CONTROL)	T23	SWITCH BRAKE ACTUATION (ENGINE TIMING)	T25	SWITCH CLUTCH CONTROL (ENGINE CONTROL)

FUNCTIONS ON THE VEHICLE

Vehicle	alim.	kW	Date	Engine	 S10	 T10	 T20 - T23	 T22 - T25
---------	-------	----	------	--------	---	---	--	---

				ENGINE
2.0 16V	Petrol	100	09/00-08/02	RFN (EW10J4)

Engine	Information	S10	T10	T20 - T23	T22 - T25
All engines	with control switch			7.1187 T20	

				ENGINE
2.0 16V	Petrol	97	05/98-09/00	RFV

Engine	Information	S10	T10	T20 - T23	T22 - T25
All engines		7.0130	7.6099	7.1217 T20	
All engines	+cruise control			7.1132 T20	
All engines	with control switch			7.1187 T20	

				ENGINE
2.0 JTD	Diesel	80	10/99-08/02	RHZ

Engine	Information	S10	T10	T20 - T23	T22 - T25
All engines		7.0130		7.1217 T20	7.1132 T22
All engines	->VET. 8420		7.6099		
All engines	VET. 8420 ->		7.6217		
All engines	+cruise control			7.1132 T20	
All engines	with control switch			7.1187 T20	

				ENGINE
2.0 JTD 16V	Diesel	80	05/99-08/02	RHW (DW10ATED4)

Engine	Information	S10	T10	T20 - T23	T22 - T25
All engines		7.0130		7.1217 T20	7.1132 T22
All engines	->VET. 8420		7.6099		
All engines	VET. 8420 ->		7.6217		
All engines	+cruise control			7.1132 T20	
All engines	with control switch			7.1187 T20	

				ENGINE
2.0 Turbo	Petrol	108	06/94-08/02	RGX (XU10J2CTE)

Engine	Information	S10	T10	T20 - T23	T22 - T25
All engines	-> 01/05/98	7.0116			
All engines	01/05/98 ->	7.0130			
All engines			7.6099	7.1217 T20	
All engines	+cruise control			7.1132 T20	
All engines	with control switch			7.1187 T20	

				ENGINE
2.1 TD	Diesel	80	03/96-10/99	P8C

Engine	Information	S10	T10	T20 - T23	T22 - T25
All engines		7.0116	7.6099	7.1217 T20	
All engines	+cruise control			7.1132 T20	
All engines	with control switch			7.1187 T20	

ULYSSE II

				ENGINE
2.0	Petrol	100	08/02-06/11	RFN, RFN (EW10J4)

Engine	Information	S10	T10	T20 - T23	T22 - T25
All engines	spanner size 21, switch press. 0.5 bar, thread M16x1.5	7.0130			
Eng. RFN (EW10J4)	COL:black		7.6108		
All engines	COL:white		7.6218		
All engines	-> 01/06/06, pole nr. 2			7.1091 T20	
Eng. RFN (EW10J4)	COL:red, with control switch			7.1184 T20	
Eng. RFN				7.1184 T23	
All engines	01/07/06 ->, pole nr. 4			7.1213 T20	
All engines					7.1192 T22

				ENGINE
2.0 D Multijet	Diesel	100	05/06-06/11	RHR

Engine	Information	S10	T10	T20 - T23	T22 - T25
All engines	spanner size 21, switch press. 0.5 bar, thread M16x1.5	7.0130			
All engines			7.6217	7.1184 T23	7.1192 T22
All engines	-> 01/06/06			7.1091 T20	
All engines	01/07/06 ->			7.1213 T20	

S10 OIL PRESSURE WARNING LIGHT SWITCH	T10 REVERSING LIGHT SWITCH	T20 BRAKE LIGHT SWITCH
T22 SWITCH CLUTCH CONTROL (CRUISE CONTROL)	T23 SWITCH BRAKE ACTUATION (ENGINE TIMING)	T25 SWITCH CLUTCH CONTROL (ENGINE CONTROL)

FUNCTIONS ON THE VEHICLE

Vehicle	alim.	kW	Date	Engine	 S10	 T10	 T20 - T23	 T22 - T25
---------	-------	----	------	--------	---	---	--	---

				ENGINE
2.0 D Multijet	Diesel	88	05/06-06/11	RHK

Engine	Information	S10	T10	T20 - T23	T22 - T25
All engines	spanner size 21, switch press. 0.5 bar, thread M16x1.5	7.0130			
All engines			7.6217	7.1184 T23	7.1192 T22
All engines	-> 01/06/06			7.1091 T20	
All engines	01/07/06 ->			7.1213 T20	

				ENGINE
2.0 JTD	Diesel	79	05/03-08/06	RHM, RHM (DW10ATED4)

Engine	Information	S10	T10	T20 - T23	T22 - T25
All engines	spanner size 21, switch press. 0.5 bar, thread M16x1.5	7.0130			
All engines	-> 01/06/06, pole nr. 2			7.1091 T20	
Eng. RHM (DW10ATED4)	COL:red, with control switch			7.1184 T20	
Eng. RHM				7.1184 T23	
All engines	01/07/06 ->, pole nr. 4			7.1213 T20	

				ENGINE
2.0 JTD	Diesel	80	08/02-08/06	RHM, RHW, RHW (DW10ATED4)

Engine	Information	S10	T10	T20 - T23	T22 - T25
All engines	spanner size 21, switch press. 0.5 bar, thread M16x1.5	7.0130			
All engines			7.6217		7.1192 T22
All engines	-> 01/06/06, pole nr. 2			7.1091 T20	
Eng. RHW (DW10ATED4)	COL:red, with control switch			7.1184 T20	
Eng. RHM, RHW				7.1184 T23	
All engines	01/07/06 ->, pole nr. 4			7.1213 T20	

				ENGINE
2.2 D Multijet	Diesel	125	10/07->	4H01, 4HS, 4HT

Engine	Information	S10	T10	T20 - T23	T22 - T25
All engines	spanner size 21, switch press. 0.5 bar, thread M16x1.5	7.0130			
All engines			7.6217		7.1192 T22
Eng. 4H01, 4HS	pole nr. 2			7.1091 T20	
Eng. 4H01, 4HS	COL:red, with control switch			7.1184 T20	
Eng. 4H01, 4HT				7.1184 T23	
All engines	pole nr. 4			7.1213 T20	

				ENGINE
2.2 JTD	Diesel	120	03/08-03/10	4HP, 4HR

Engine	Information	S10	T10	T20 - T23	T22 - T25
All engines	spanner size 21, switch press. 0.5 bar, thread M16x1.5	7.0130			
All engines			7.6217	7.1184, 7.1213 T20, T23	7.1192 T22

				ENGINE
2.2 JTD	Diesel	94	08/02-08/06	4HW, 4HW (DW12ATED4)

Engine	Information	S10	T10	T20 - T23	T22 - T25
All engines	spanner size 21, switch press. 0.5 bar, thread M16x1.5	7.0130			
All engines			7.6217		7.1192 T22
All engines	-> 01/06/06, pole nr. 2			7.1091 T20	
Eng. 4HW (DW12ATED4)	COL:red, with control switch			7.1184 T20	
Eng. 4HW				7.1184 T23	
All engines	01/07/06 ->, pole nr. 4			7.1213 T20	

				ENGINE
3.0	Petrol	150	08/02-06/11	XFW

Engine	Information	S10	T10	T20 - T23	T22 - T25
All engines	spanner size 21, switch press. 0.5 bar, thread M16x1.5	7.0130			
All engines	-> 01/06/06			7.1091 T20	
All engines				7.1184 T23	
All engines	01/07/06 ->			7.1213 T20	

				ENGINE
1.0	Petrol	31	06/89-02/92	156 A2.000

Engine	Information	S10	T10	T20 - T23	T22 - T25
All engines		7.0000	7.6067		
All engines	pole nr. 2			7.1068 T20	
All engines	pole nr. 3			7.1069 T20	

S10	OIL PRESSURE WARNING LIGHT SWITCH	T10	REVERSING LIGHT SWITCH	T20	BRAKE LIGHT SWITCH
T22	SWITCH CLUTCH CONTROL (CRUISE CONTROL)	T23	SWITCH BRAKE ACTUATION (ENGINE TIMING)	T25	SWITCH CLUTCH CONTROL (ENGINE CONTROL)

FUNCTIONS ON THE VEHICLE

Vehicle	alim.	kW	Date	Engine	 S10	 T10	 T20 - T23	 T22 - T25
---------	-------	----	------	--------	---	---	--	---

ENGINE				
1.0	Petrol	35	11/94-08/00	146 A2.166

Engine	Information	S10	T10	T20 - T23	T22 - T25
All engines	->eng. 3683628	7.0000			
All engines	eng.type 3683628 ->	7.0096			
All engines	pole nr. 2			7.1068	T20
All engines	pole nr. 3			7.1069	T20

ENGINE				
1.0 i.e.	Petrol	33	09/89-03/94	146 C7.000

Engine	Information	S10	T10	T20 - T23	T22 - T25
All engines		7.0000	7.6067		
All engines	pole nr. 2			7.1068	T20
All engines	pole nr. 3			7.1069	T20

ENGINE				
1.3 Super Diesel	Diesel	33	06/83-03/92	127 A5.000, 146 B1.000

Engine	Information	S10	T10	T20 - T23	T22 - T25
All engines	->VET. 7914493	7.0000			
All engines	VET. 7914493 ->	7.0096			
All engines	see connection type		7.6000, 7.6038		
All engines	->ch. 7075243			7.1000	T20
All engines	ch. 7075244 ->			7.1066	T20

ENGINE				
1.3 Turbo i.e.	Petrol	74	09/89-03/91	146 A2.246

Engine	Information	S10	T10	T20 - T23	T22 - T25
All engines		7.0000	7.6067	7.1068	T20

ENGINE				
1.3 Turbo i.e.	Petrol	77	04/85-08/89	146 A2.000

Engine	Information	S10	T10	T20 - T23	T22 - T25
All engines		7.0000	7.6038	7.1000	T20

ENGINE				
1.4 Turbo i.e.	Petrol	82	09/89-09/93	146 A8.046

Engine	Information	S10	T10	T20 - T23	T22 - T25
All engines	->eng. 8247895	7.0000			
All engines	eng.type 8247895 ->	7.0096			
All engines			7.6067	7.1068	T20

ENGINE				
1.4 Turbo i.e.	Petrol	87	12/89-12/96	146 A8.000

Engine	Information	S10	T10	T20 - T23	T22 - T25
All engines	->eng. 8247895	7.0000			
All engines	eng.type 8247895 ->	7.0096			
All engines			7.6067	7.1068	T20

ENGINE				
1.7 D	Diesel	43	02/88-08/00	146 B2.000, 149 B4.046

Engine	Information	S10	T10	T20 - T23	T22 - T25
All engines	->VET. 7914493, ->VET. 8187816	7.0000			
All engines	VET. 7914493 ->, VET. 8187816 ->	7.0096			
Eng. 149 B4.046			7.6038		
Eng. 146 B2.000			7.6067	7.1068	T20
Eng. 149 B4.046	->VET. 8122869			7.1000	T20
Eng. 149 B4.046	VET. 8122869 ->			7.1066	T20

ENGINE				
1.7 DS Super	Diesel	42	09/89-03/94	146 B2.000

Engine	Information	S10	T10	T20 - T23	T22 - T25
All engines	->VET. 7914493	7.0000			
All engines	VET. 7914493 ->	7.0096			
All engines			7.6067	7.1068	T20

ENGINE				
1.9 D	Diesel	44	09/89-03/94	149 B5.046

Engine	Information	S10	T10	T20 - T23	T22 - T25
All engines	->VET. 7914493	7.0000			
All engines	VET. 7914493 ->	7.0096			
All engines			7.6067	7.1068	T20

S10 OIL PRESSURE WARNING LIGHT SWITCH	T10 REVERSING LIGHT SWITCH	T20 BRAKE LIGHT SWITCH
T22 SWITCH CLUTCH CONTROL (CRUISE CONTROL)	T23 SWITCH BRAKE ACTUATION (ENGINE TIMING)	T25 SWITCH CLUTCH CONTROL (ENGINE CONTROL)

FUNCTIONS ON THE VEHICLE

Vehicle	alim.	kW	Date	Engine	 S10	 T10	 T20 - T23	 T22 - T25
---------	-------	----	------	--------	---	---	--	---

				ENGINE
45 0.9	Petrol	33	03/83-07/96	146 A.000, 146 A1.000

Engine	Information	S10	T10	T20 - T23	T22 - T25
All engines		7.0001, 7.0060			
All engines	-> 01/01/86		7.6000		
All engines	01/01/86 ->		7.6038		
All engines	-> 01/01/86, pole nr. 2			7.1000	T20
All engines	-> 01/01/86, pole nr. 4			7.1049	T20
All engines	01/01/86 ->, pole nr. 2			7.1066	T20
All engines	01/01/86 ->, pole nr. 3			7.1067	T20

				ENGINE
45 0.9	Petrol	34	02/84-12/88	146 A.000

Engine	Information	S10	T10	T20 - T23	T22 - T25
All engines		7.0001			
All engines	-> 01/01/86		7.6000		
All engines	01/01/86 ->		7.6038		
All engines	-> 01/01/86, pole nr. 2			7.1000	T20
All engines	-> 01/01/86, pole nr. 4			7.1049	T20
All engines	01/01/86 ->, pole nr. 2			7.1066	T20
All engines	01/01/86 ->, pole nr. 3			7.1067	T20

				ENGINE
45 0.9 Trend	Petrol	33	09/89-09/92	146 A.048

Engine	Information	S10	T10	T20 - T23	T22 - T25
All engines	->eng. 3683628	7.0001			
All engines	01/11/91 ->	7.0096			
All engines	-> 01/11/91, eng.type 3683629 ->	7.0097			
All engines			7.6038		
All engines	pole nr. 2			7.1068	T20
All engines	pole nr. 3			7.1069	T20

				ENGINE
45 1.0	Petrol	32	06/86-12/93	156 A2.100

Engine	Information	S10	T10	T20 - T23	T22 - T25
All engines	->eng. 3683628	7.0000			
All engines	eng.type 3683628 ->	7.0096			
All engines			7.6038		
All engines	pole nr. 2			7.1068	T20
All engines	pole nr. 3			7.1069	T20

				ENGINE
45 i.e. 1.0	Petrol	33	04/84-10/95	156 A2.246

Engine	Information	S10	T10	T20 - T23	T22 - T25
All engines	->eng. 3683628	7.0000			
All engines	eng.type 3683628 ->	7.0096			
All engines	ext.thread M 14 x 1, 5 mm		7.6038		
All engines	ext.thread M 18 x 1, 5 mm		7.6142		
All engines	pole nr. 2			7.1068	T20
All engines	pole nr. 3			7.1069	T20

				ENGINE
50 1.1	Petrol	37	01/90-12/93	156 C.046

Engine	Information	S10	T10	T20 - T23	T22 - T25
All engines	->eng. 3683628	7.0000			
All engines	eng.type 3683628 ->	7.0096			
All engines	->VET. 1822289, t.tnr. C513		7.6038		
All engines	t.tnr. C513, VET. 1822289 ->		7.6067		
All engines	t.tnr. C514		7.6142		
All engines	pole nr. 2			7.1068	T20
All engines	pole nr. 3			7.1069	T20

				ENGINE
50 i.e. 1.1	Petrol	36	06/92-12/93	146 C3.000

Engine	Information	S10	T10	T20 - T23	T22 - T25
All engines	->eng. 3683628	7.0000			
All engines	eng.type 3683628 ->	7.0096			
All engines			7.6142		

S10	OIL PRESSURE WARNING LIGHT SWITCH	T10	REVERSING LIGHT SWITCH	T20	BRAKE LIGHT SWITCH
T22	SWITCH CLUTCH CONTROL (CRUISE CONTROL)	T23	SWITCH BRAKE ACTUATION (ENGINE TIMING)	T25	SWITCH CLUTCH CONTROL (ENGINE CONTROL)

FUNCTIONS ON THE VEHICLE

Vehicle	alim.	kW	Date	Engine	 S10	 T10	 T20 - T23	 T22 - T25
---------	-------	----	------	--------	---	---	--	---

ENGINE				
50 i.e. 1.1	Petrol	36	06/92-12/93	146 C3.000

Engine	Information	S10	T10	T20 - T23	T22 - T25
All engines	pole nr. 2			7.1068 T20	
All engines	pole nr. 3			7.1069 T20	

ENGINE				
55 1.1	Petrol	40	01/83-08/89	138 B.000

Engine	Information	S10	T10	T20 - T23	T22 - T25
All engines		7.0000	7.6000	7.1000 T20	

ENGINE				
60 1.1	Petrol	42	04/89-12/92	160 A3.000

Engine	Information	S10	T10	T20 - T23	T22 - T25
All engines	->eng. 3683628	7.0000			
All engines	eng.type 3683628 ->	7.0096			
All engines			7.6038		
All engines	pole nr. 2			7.1068 T20	
All engines	pole nr. 3			7.1069 T20	

ENGINE				
60 1.1	Petrol	43	05/85-02/92	146 A4.048, 146 A6.000

Engine	Information	S10	T10	T20 - T23	T22 - T25
All engines	-> 01/03/91, ->eng. 8244107	7.0000			
All engines	01/03/91 ->, eng.type 8244107 ->	7.0096			
All engines			7.6038		
Eng. 146 A4.048	-> 01/01/86			7.1000 T20	
Eng. 146 A4.048	01/01/86 ->			7.1066 T20	
All engines	pole nr. 2			7.1068 T20	
All engines	pole nr. 3			7.1069 T20	

ENGINE				
60 Diesel 1.7	Diesel	42	09/89-12/93	146 B2.000

Engine	Information	S10	T10	T20 - T23	T22 - T25
All engines	->VET. 7914493	7.0000			
All engines	VET. 7914493 ->	7.0096			
All engines			7.6067	7.1068 T20	

ENGINE				
60 Diesel 1.7	Diesel	44	07/86-08/89	149 B3.000

Engine	Information	S10	T10	T20 - T23	T22 - T25
All engines		7.0003	7.6038		
All engines	->ch. 7075243			7.1000 T20	
All engines	ch. 7075244 ->			7.1066 T20	

ENGINE				
70 1.3i SX	Petrol	0	01/83-12/89	--

Engine	Information	S10	T10	T20 - T23	T22 - T25
All engines		7.0000			
All engines	-> 31/12/85		7.6000		
All engines	01/01/86 ->		7.6038		
All engines	-> 01/01/86, pole nr. 2			7.1000 T20	
All engines	-> 01/01/86, pole nr. 4			7.1049 T20	
All engines	01/01/86 ->, pole nr. 2			7.1066 T20	
All engines	01/01/86 ->, pole nr. 3			7.1067 T20	

ENGINE				
70 i.e. 1.4	Petrol	51	09/89-07/96	160 A1.046

Engine	Information	S10	T10	T20 - T23	T22 - T25
All engines	->eng. 8244107	7.0000			
All engines	eng.type 8244107 ->	7.0096			
All engines	-> 01/01/93		7.6067		
All engines	01/01/93 ->		7.6142		
All engines	pole nr. 2			7.1068 T20	
All engines	pole nr. 3			7.1069 T20	

ENGINE				
70 i.e. 1.4	Petrol	53	09/89-12/93	146 C1.000

Engine	Information	S10	T10	T20 - T23	T22 - T25
All engines	->eng. 8244107	7.0000			

S10 OIL PRESSURE WARNING LIGHT SWITCH	T10 REVERSING LIGHT SWITCH	T20 BRAKE LIGHT SWITCH
T22 SWITCH CLUTCH CONTROL (CRUISE CONTROL)	T23 SWITCH BRAKE ACTUATION (ENGINE TIMING)	T25 SWITCH CLUTCH CONTROL (ENGINE CONTROL)

FUNCTIONS ON THE VEHICLE

Vehicle	alim.	kW	Date	Engine	 S10	 T10	 T20 - T23	 T22 - T25
---------	-------	----	------	--------	---	---	--	---

ENGINE				
70 i.e. 1.4	Petrol	53	09/89-12/93	146 C1.000

Engine	Information	S10	T10	T20 - T23	T22 - T25
All engines	eng.type 8244107 ->	7.0096			
All engines	-> 01/01/93		7.6067		
All engines	01/01/93 ->		7.6142		
All engines	pole nr. 2			7.1068	T20
All engines	pole nr. 3			7.1069	T20

ENGINE				
70 S 1.4	Petrol	52	10/88-06/06	160 A1.048

Engine	Information	S10	T10	T20 - T23	T22 - T25
All engines	->eng. 8244107	7.0000			
All engines	eng.type 8244107 ->	7.0096			
All engines			7.6067		
All engines	pole nr. 2			7.1068	T20
All engines	pole nr. 3			7.1069	T20

ENGINE				
70 TD 1.4	Diesel	52	10/86-10/90	146 B.000, 146 B3.000

Engine	Information	S10	T10	T20 - T23	T22 - T25
Eng. 146 B3.000	->VET. 7914493	7.0000			
Eng. 146 B.000		7.0003			
Eng. 146 B3.000	VET. 7914493 ->	7.0096			
Eng. 146 B.000	-> 01/01/86		7.6000		
Eng. 146 B.000	01/01/86 ->		7.6038		
Eng. 146 B3.000			7.6067	7.1068	T20
Eng. 146 B.000	->ch. 7075243			7.1000	T20
Eng. 146 B.000	ch. 7075244 ->			7.1066	T20

ENGINE				
75 i.e. 1.5	Petrol	55	10/85-12/93	138 C2.048, 149 C1.000

Engine	Information	S10	T10	T20 - T23	T22 - T25
All engines	->eng. 8244107	7.0000			
Eng. 149 C1.000	eng.type 8244107 ->	7.0096			
Eng. 138 C2.048	-> 31/12/85		7.6000		
Eng. 138 C2.048	01/01/86 ->		7.6038		
Eng. 149 C1.000	-> 01/01/93		7.6067		
Eng. 149 C1.000	01/01/93 ->		7.6142		
Eng. 138 C2.048	-> 01/01/86, pole nr. 2			7.1000	T20
Eng. 138 C2.048	-> 01/01/86, pole nr. 4			7.1049	T20
Eng. 138 C2.048	01/01/86 ->, pole nr. 2			7.1066	T20
Eng. 138 C2.048	01/01/86 ->, pole nr. 3			7.1067	T20
Eng. 149 C1.000	pole nr. 2			7.1068	T20
Eng. 149 C1.000	pole nr. 3			7.1069	T20

ENGINE				
CS 1.1	Petrol	43	09/87-09/91	146 A6.000

Engine	Information	S10	T10	T20 - T23	T22 - T25
All engines	-> 01/04/91	7.0000			
All engines	01/04/91 ->	7.0096			
All engines			7.6038		
All engines	->VET. 3396740			7.1000	T20
All engines	VET. 3396740 ->			7.1066	T20

ENGINE				
CS 1.7 DS	Diesel	42	07/87-09/91	146 B2.000




Engine	Information	S10	T10	T20 - T23	T22 - T25
All engines	-> 01/04/91	7.0000			
All engines	01/04/91 ->	7.0096			
All engines			7.6038		
All engines	->VET. 3396740			7.1000	T20
All engines	VET. 3396740 ->			7.1066	T20

ENGINE				
CS 1.7 DS	Diesel	44	09/87-09/91	149 B3.000

Engine	Information	S10	T10	T20 - T23	T22 - T25
All engines	-> 01/04/91	7.0000			
All engines	01/04/91 ->	7.0096			

S10	OIL PRESSURE WARNING LIGHT SWITCH	T10	REVERSING LIGHT SWITCH	T20	BRAKE LIGHT SWITCH
T22	SWITCH CLUTCH CONTROL (CRUISE CONTROL)	T23	SWITCH BRAKE ACTUATION (ENGINE TIMING)	T25	SWITCH CLUTCH CONTROL (ENGINE CONTROL)

FUNCTIONS ON THE VEHICLE

Vehicle	alim.	kW	Date	Engine				
					S10	T10	T20 - T23	T22 - T25

				ENGINE
CS 1.7 DS	Diesel	44	09/87-09/91	149 B3.000

Engine	Information	S10	T10	T20 - T23	T22 - T25
All engines			7.6038		
All engines	->VET. 3396740			7.1000 T20	
All engines	VET. 3396740 ->			7.1066 T20	

				ENGINE
Mondo 1.0	Petrol	33	01/98->	146 A2.166

Engine	Information	S10	T10	T20 - T23	T22 - T25
All engines		7.0096	7.6067	7.1068 T20	

				ENGINE
Mondo 1.0 [IND]	Petrol	33	01/98->	146 A2.166

Engine	Information	S10	T10	T20 - T23	T22 - T25
All engines		7.0096	7.6067	7.1068 T20	

				ENGINE
Mondo 1.0 i.e.	Petrol	33	01/96->	146 D8.000

Engine	Information	S10	T10	T20 - T23	T22 - T25
All engines		7.0096	7.6067	7.1068 T20	

				ENGINE
Mondo 1.2 i.e. [IND]	Petrol	44	01/96->	178 D5.066

Engine	Information	S10	T10	T20 - T23	T22 - T25
All engines		7.0096	7.6067	7.1068 T20	

				ENGINE
Mondo 1.7 DS	Diesel	42	01/96->	146 B2.000

Engine	Information	S10	T10	T20 - T23	T22 - T25
All engines		7.0096	7.6067	7.1068 T20	

				ENGINE
Mondo 1.7 DS [IND]	Diesel	42	01/96->	146 B2.000

Engine	Information	S10	T10	T20 - T23	T22 - T25
All engines		7.0096	7.6067	7.1068 T20	

VIAGGIO

				ENGINE
1.4 Fire T- Jet	Petrol	110	01/12->	--

Engine	Information	S10	T10	T20 - T23	T22 - T25
All engines			7.6067	7.1247 T20	

				ENGINE
1.4 Fire T- Jet	Petrol	88	01/12->	--

Engine	Information	S10	T10	T20 - T23	T22 - T25
All engines			7.6067	7.1247 T20	




X 1/9

				ENGINE
1.3	Petrol	54	10/75-06/78	128 AS.000

Engine	Information	S10	T10	T20 - T23	T22 - T25
All engines		7.0000	7.6000	7.1000 T20	

S10 OIL PRESSURE WARNING LIGHT SWITCH	T10 REVERSING LIGHT SWITCH	T20 BRAKE LIGHT SWITCH
T22 SWITCH CLUTCH CONTROL (CRUISE CONTROL)	T23 SWITCH BRAKE ACTUATION (ENGINE TIMING)	T25 SWITCH CLUTCH CONTROL (ENGINE CONTROL)

FUNCTIONS ON THE VEHICLE

Vehicle	alim.	kW	Date	Engine	 S10	 T10	 T20 - T23	 T22 - T25
---------	-------	----	------	--------	---	---	--	---

BRAVA

				ENGINE
1.6i 16v	Petrol	78	01/00->	1.6 Mpi

Engine	Information	S10	T10	T20 - T23	T22 - T25
All engines		7.0096	7.6067	7.1108 T20	

				ENGINE
1.8i 16v	Petrol	97	01/00->	1.8 Mpi

Engine	Information	S10	T10	T20 - T23	T22 - T25
All engines		7.0096	7.6067	7.1108 T20	

COUPÈ

				ENGINE
2.0i 16V	Petrol	0	01/95-12/97	2.0 Mpi

Engine	Information	S10	T10	T20 - T23	T22 - T25
All engines		7.0096	7.6067	7.1069 T20	

MAREA

				ENGINE
1.8i 16v	Petrol	97	01/00-12/01	1.8 Mpi

Engine	Information	S10	T10	T20 - T23	T22 - T25
All engines		7.0096	7.6067	7.1108 T20	

				ENGINE
2.0i 20v	Petrol	104	01/99-12/00	2.0 Mpi

Engine	Information	S10	T10	T20 - T23	T22 - T25
All engines		7.0096	7.6067	7.1108 T20	

				ENGINE
2.0i 20v Turbo	Petrol	134	01/99->	2.0 Mpi Turbo

Engine	Information	S10	T10	T20 - T23	T22 - T25
All engines		7.0096	7.6196	7.1108 T20	

PALIO

				ENGINE
1.0i	Petrol	0	01/96->	1.0 Mpi, 1.0 Mpi Fire

Engine	Information	S10	T10	T20 - T23	T22 - T25
Eng. 1.0 Mpi Fire		7.0096			
Eng. 1.0 Mpi		7.0143			
All engines	ext.thread M 14 x 1, 5 mm		7.6067		
Eng. 1.0 Mpi	ext.thread M 18 x 1, 5 mm		7.6142		
Eng. 1.0 Mpi	+automatic transmission			7.1069 T20	
All engines				7.1108 T20	

				ENGINE
1.0i 16v	Petrol	0	01/01->	1.0 Mpi 16v Fire

Engine	Information	S10	T10	T20 - T23	T22 - T25
All engines		7.0096	7.6067	7.1108 T20	

				ENGINE
1.3i 16v	Petrol	0	01/00->	1.3 Mpi 16v Fire

Engine	Information	S10	T10	T20 - T23	T22 - T25
All engines		7.0096	7.6067	7.1108 T20	

				ENGINE
1.5i	Petrol	0	01/96-12/00	1.5 Mpi

Engine	Information	S10	T10	T20 - T23	T22 - T25
All engines		7.0096	7.6067	7.1108 T20	

				ENGINE
1.6i	Petrol	0	01/99-12/00	1.6 Mpi, 1.6 Spi

Engine	Information	S10	T10	T20 - T23	T22 - T25
All engines		7.0096	7.6067	7.1108 T20	

				ENGINE
1.6i 16v	Petrol	0	01/96->	1.6 Mpi 16v

Engine	Information	S10	T10	T20 - T23	T22 - T25
All engines		7.0096	7.6067	7.1108 T20	





SIENA

				ENGINE
1.0i	Petrol	0	01/99-12/00	1.0 Mpi

Engine	Information	S10	T10	T20 - T23	T22 - T25
All engines		7.0143	7.6142	7.1108 T20	

S10	OIL PRESSURE WARNING LIGHT SWITCH	T10	REVERSING LIGHT SWITCH	T20	BRAKE LIGHT SWITCH
T22	SWITCH CLUTCH CONTROL (CRUISE CONTROL)	T23	SWITCH BRAKE ACTUATION (ENGINE TIMING)	T25	SWITCH CLUTCH CONTROL (ENGINE CONTROL)

FUNCTIONS ON THE VEHICLE

Vehicle	alim.	kW	Date	Engine	 S10	 T10	 T20 - T23	 T22 - T25
---------	-------	----	------	--------	---	---	--	---

UNO					ENGINE			
1.3i 16v	Petrol	0	01/00-12/00	1.3 Mpi Fire				
Engine	Information				S10	T10	T20 - T23	T22 - T25
All engines					7.0096	7.6067	7.1108	T20

UNO					ENGINE			
1.5i	Petrol	0	01/99-12/00	1.5 Mpi				
Engine	Information				S10	T10	T20 - T23	T22 - T25
All engines					7.0096	7.6067	7.1108	T20

UNO					ENGINE			
1.6i	Petrol	0	01/98-12/00	1.6 Mpi, 1.6 Spi				
Engine	Information				S10	T10	T20 - T23	T22 - T25
All engines					7.0096	7.6067	7.1108	T20

UNO					ENGINE			
1.6i 16v	Petrol	0	01/98-12/99	1.6 Mpi				
Engine	Information				S10	T10	T20 - T23	T22 - T25
All engines					7.0096	7.6067	7.1108	T20

STRADA

STRADA					ENGINE			
1.5i	Petrol	0	01/99-12/01	1.5 Mpi				
Engine	Information				S10	T10	T20 - T23	T22 - T25
All engines					7.0096	7.6067	7.1108	T20

STRADA					ENGINE			
1.6i 16v	Petrol	0	01/99->	1.6 Mpi				
Engine	Information				S10	T10	T20 - T23	T22 - T25
All engines					7.0096	7.6067	7.1108	T20

STRADA					ENGINE			
1.6i 8v	Petrol	0	01/99-12/00	1.6 Mpi				
Engine	Information				S10	T10	T20 - T23	T22 - T25
All engines					7.0096	7.6067	7.1108	T20

TIPO

TIPO					ENGINE			
1.6i	Petrol	0	01/93-12/97	1.6 Mpi, 1.6 Spi				
Engine	Information				S10	T10	T20 - T23	T22 - T25
All engines					7.0096	7.6067		
Eng. 1.6 Mpi							7.1068	T20
Eng. 1.6 Spi							7.1108	T20

TIPO					ENGINE			
2.0i 16V	Petrol	0	01/94-12/95	2.0 Mpi				
Engine	Information				S10	T10	T20 - T23	T22 - T25
All engines					7.0096	7.6067	7.1069	T20

TIPO					ENGINE			
2.0i 8v	Petrol	0	01/94-12/95	2.0 Mpi				
Engine	Information				S10	T10	T20 - T23	T22 - T25
All engines					7.0096	7.6067	7.1069	T20


UNO

UNO					ENGINE			
1.4i Turbo	Petrol	0	01/94-12/96	1.4 Mpi				
Engine	Information				S10	T10	T20 - T23	T22 - T25
All engines					7.0096	7.6067		
All engines	pole nr. 2						7.1000	T20
All engines	+check control system, pole nr. 3						7.1067	T20

UNO					ENGINE			
1.5i	Petrol	0	01/92-12/96	1.5 Spi				
Engine	Information				S10	T10	T20 - T23	T22 - T25
All engines					7.0096			
All engines	->ch. 5.281.422					7.6038		
All engines	ch. 5.281.423 ->					7.6067		
All engines	-> 31/12/93						7.1000	T20
All engines	01/01/94 ->						7.1068	T20

S10 OIL PRESSURE WARNING LIGHT SWITCH	T10 REVERSING LIGHT SWITCH	T20 BRAKE LIGHT SWITCH
T22 SWITCH CLUTCH CONTROL (CRUISE CONTROL)	T23 SWITCH BRAKE ACTUATION (ENGINE TIMING)	T25 SWITCH CLUTCH CONTROL (ENGINE CONTROL)

FUNCTIONS ON THE VEHICLE

Vehicle	alim.	kW	Date	Engine	 S10	 T10	 T20 - T23	 T22 - T25
---------	-------	----	------	--------	---	---	--	---

				ENGINE
1.5i Furgoneta	Petrol	0	01/92->	1.5 Mpi, 1.5 Spi

Engine	Information	S10	T10	T20 - T23	T22 - T25
All engines		7.0096			
Eng. 1.5 Spi	->ch. 5.281.422		7.6038		
All engines	ch. 5.281.423 ->		7.6067		
Eng. 1.5 Spi	-> 31/12/93			7.1000	T20
All engines	01/01/94 ->			7.1068	T20

				ENGINE
1.6i	Petrol	0	01/95-12/96	1.6 Mpi

Engine	Information	S10	T10	T20 - T23	T22 - T25
All engines		7.0096	7.6067		
All engines	pole nr. 2			7.1000	T20
All engines	+check control system, pole nr. 3			7.1067	T20

				ENGINE
1.6iR	Petrol	0	01/93-12/94	1.6 Mpi

Engine	Information	S10	T10	T20 - T23	T22 - T25
All engines	->ch. 5.100.409	7.0000			
All engines	ch. 5.100.410 ->	7.0096			
All engines	-> 31/12/93		7.6038		
All engines	01/01/94 ->		7.6067		
All engines				7.1067	T20

UNO CS

				ENGINE
1.5i	Petrol	0	01/92-12/96	1.5 Spi

Engine	Information	S10	T10	T20 - T23	T22 - T25
All engines		7.0096			
All engines	->ch. 5.281.422		7.6038		
All engines	ch. 5.281.423 ->		7.6067		
All engines	-> 31/12/93			7.1000	T20
All engines	01/01/94 ->			7.1068	T20

UNO MILLE

				ENGINE
1.0i	Petrol	0	01/96->	1.0 Mpi, 1.0 Mpi Fire, 1.0 Spi

Engine	Information	S10	T10	T20 - T23	T22 - T25
Eng. 1.0 Mpi Fire, 1.0 Spi		7.0096			
Eng. 1.0 Mpi		7.0143			
All engines			7.6067	7.1000	T20

S10	OIL PRESSURE WARNING LIGHT SWITCH	T10	REVERSING LIGHT SWITCH	T20	BRAKE LIGHT SWITCH
T22	SWITCH CLUTCH CONTROL (CRUISE CONTROL)	T23	SWITCH BRAKE ACTUATION (ENGINE TIMING)	T25	SWITCH CLUTCH CONTROL (ENGINE CONTROL)

Vehicle	alim.	kW	Date	Engine	 S10	 T10	 T20 - T23	 T22 - T25
---------	-------	----	------	--------	---	---	--	---

B-MAX

				ENGINE
1.0 EcoBoost	Petrol	103	02/16->	YYJC

Engine	Information	S10	T10	T20 - T23	T22 - T25
All engines	COL:green, spanner size 24, switch press. 0.25 bar	7.0146			
All engines			7.6283	7.1231, 7.1237	T20, T23 7.1221, 7.1236

				ENGINE
1.0 EcoBoost	Petrol	74	10/12->	SFJA, SFJB, SFJC, SFJD

Engine	Information	S10	T10	T20 - T23	T22 - T25
All engines	COL:green, spanner size 24, switch press. 0.25 bar	7.0146			
All engines			7.6283	7.1231, 7.1237	T20, T23 7.1221, 7.1236

				ENGINE
1.0 EcoBoost	Petrol	88	10/12->	M1JA

Engine	Information	S10	T10	T20 - T23	T22 - T25
All engines	COL:green, spanner size 24, switch press. 0.25 bar	7.0146			
All engines			7.6283	7.1231, 7.1237	T20, T23 7.1221, 7.1236

				ENGINE
1.0 EcoBoost	Petrol	92	10/12->	M1JE, M1JH

Engine	Information	S10	T10	T20 - T23	T22 - T25
All engines	COL:green, spanner size 24, switch press. 0.25 bar	7.0146			
All engines			7.6283	7.1231, 7.1237	T20, T23 7.1221, 7.1236

				ENGINE
1.4	Petrol	66	10/12->	SPJD, SPJE

Engine	Information	S10	T10	T20 - T23	T22 - T25
All engines	COL:green, spanner size 24, switch press. 0.25 bar	7.0146			
All engines			7.6283	7.1231, 7.1237	T20, T23 7.1221, 7.1236

				ENGINE
1.4 LPG	Petrol/ Petroleum Gas (LPG)	64	08/13->	RTJC

Engine	Information	S10	T10	T20 - T23	T22 - T25
All engines	COL:green, spanner size 24, switch press. 0.25 bar	7.0146			
All engines			7.6283	7.1231, 7.1237	T20, T23 7.1221, 7.1236

				ENGINE
1.4 LPG	Petrol/ Petroleum Gas (LPG)	66	08/13->	RJTC, RTJC

Engine	Information	S10	T10	T20 - T23	T22 - T25
All engines	COL:green, spanner size 24, switch press. 0.25 bar	7.0146			
All engines			7.6283	7.1231, 7.1237	T20, T23 7.1221, 7.1236

				ENGINE
1.5 TDCi	Diesel	55	10/12->	UGJC, UGJG, XUJA, XUJB

Engine	Information	S10	T10	T20 - T23	T22 - T25
All engines		7.0130	7.6283	7.1231, 7.1237	T20, T23 7.1221, 7.1236

				ENGINE
1.5 TDCi	Diesel	70	04/15->	XVJA, XVJC

Engine	Information	S10	T10	T20 - T23	T22 - T25
All engines			7.6283	7.1231, 7.1237	T20, T23 7.1221, 7.1236

				ENGINE
1.6 TDCi	Diesel	70	10/12->	T3JB

Engine	Information	S10	T10	T20 - T23	T22 - T25
All engines		7.0130	7.6283	7.1231, 7.1237	T20, T23 7.1221, 7.1236

				ENGINE
1.6 Ti	Petrol	77	10/12->	IQJA, IQJC

Engine	Information	S10	T10	T20 - T23	T22 - T25
All engines	COL:green, spanner size 24, switch press. 0.25 bar	7.0146			
Eng. IQJA			7.6283		

S10	OIL PRESSURE WARNING LIGHT SWITCH	T10	REVERSING LIGHT SWITCH	T20	BRAKE LIGHT SWITCH
T22	SWITCH CLUTCH CONTROL (CRUISE CONTROL)	T23	SWITCH BRAKE ACTUATION (ENGINE TIMING)	T25	SWITCH CLUTCH CONTROL (ENGINE CONTROL)

FUNCTIONS ON THE VEHICLE

Vehicle	alim.	kW	Date	Engine	 S10	 T10	 T20 - T23	 T22 - T25
---------	-------	----	------	--------	---	---	--	---

				ENGINE
1.6 Ti	Petrol	77	10/12->	IQJA, IQJC

Engine	Information	S10	T10	T20 - T23	T22 - T25
All engines				7.1231, 7.1237	T20, T23

CAPRI III

				ENGINE
1.3	Petrol	40	01/78-06/85	J1E

Engine	Information	S10	T10	T20 - T23	T22 - T25
All engines		7.0011	7.6007	7.1003	T20

C-MAX I

				ENGINE
1.6	Petrol	74	02/07-09/10	HWDA, HWDB, SHDA, SHDB, SHDC

Engine	Information	S10	T10	T20 - T23	T22 - T25
All engines	COL:green, spanner size 24, switch press. 0.25 bar	7.0146			
All engines	t.tnr. MTX75, with cable		7.6242		
All engines	t.tnr. B5/IB5		7.6283		
All engines				7.1231, 7.1237	T20, T23
All engines					7.1221 T25
All engines	01/12/07 ->				7.1236 T22
All engines	-> 01/11/07				7.1271 T22

				ENGINE
1.6	Petrol	85	04/07-09/10	HXDA, HXDB, SIDA

Engine	Information	S10	T10	T20 - T23	T22 - T25
All engines	COL:green, spanner size 24, switch press. 0.25 bar	7.0146			
All engines	t.tnr. MTX75, with cable		7.6242		
All engines	t.tnr. B5/IB5		7.6283		
All engines				7.1231, 7.1237	T20, T23
All engines					7.1221 T25
All engines	01/12/07 ->				7.1236 T22
All engines	-> 01/11/07				7.1271 T22

				ENGINE
1.6 TDCi	Diesel	66	02/07-09/10	GPDA, HHDA, HHDB

Engine	Information	S10	T10	T20 - T23	T22 - T25
All engines		7.0130		7.1231, 7.1237	T20, T23
All engines	t.tnr. MTX75, with cable		7.6242		
All engines	t.tnr. B5/IB5		7.6283		
All engines					7.1236 T22
All engines	-> 01/11/07				7.1271 T22

				ENGINE
1.6 TDCi	Diesel	74	02/07-09/10	G8DC, MTD A

Engine	Information	S10	T10	T20 - T23	T22 - T25
All engines		7.0130		7.1231, 7.1237	T20, T23
All engines	t.tnr. MTX75, with cable		7.6242		
All engines	t.tnr. B5/IB5		7.6283		
All engines	01/12/07 ->				7.1236 T22
All engines	-> 01/11/07				7.1271 T22

				ENGINE
1.6 TDCi	Diesel	80	02/07-09/10	G8DA, G8DB, G8DD

Engine	Information	S10	T10	T20 - T23	T22 - T25
All engines		7.0130		7.1231, 7.1237	T20, T23
All engines	t.tnr. MTX75, with cable		7.6242		
All engines	t.tnr. B5/IB5		7.6283		
All engines	01/12/07 ->				7.1236 T22
All engines	-> 01/11/07				7.1271 T22

				ENGINE
1.8	Petrol	90	02/07-09/10	QQDC

Engine	Information	S10	T10	T20 - T23	T22 - T25
All engines	COL:green, spanner size 24, switch press. 0.25 bar	7.0146			
All engines	t.tnr. MTX75, with cable		7.6242		
All engines	t.tnr. B5/IB5		7.6283		
All engines				7.1231, 7.1237	T20, T23
All engines					7.1221 T25

S10	OIL PRESSURE WARNING LIGHT SWITCH	T10	REVERSING LIGHT SWITCH	T20	BRAKE LIGHT SWITCH
T22	SWITCH CLUTCH CONTROL (CRUISE CONTROL)	T23	SWITCH BRAKE ACTUATION (ENGINE TIMING)	T25	SWITCH CLUTCH CONTROL (ENGINE CONTROL)

FUNCTIONS ON THE VEHICLE

Vehicle	alim.	kW	Date	Engine	 S10	 T10	 T20 - T23	 T22 - T25
---------	-------	----	------	--------	---	---	--	---

ENGINE				
1.8	Petrol	90	02/07-09/10	QQDC

Engine	Information	S10	T10	T20 - T23	T22 - T25
All engines	01/12/07 ->				7.1236 T22
All engines	-> 01/11/07				7.1271 T22

ENGINE				
1.8	Petrol	92	02/07-09/10	QQDA, QQDB

Engine	Information	S10	T10	T20 - T23	T22 - T25
All engines	COL:green, spanner size 24, switch press. 0.25 bar	7.0146			
All engines	t.tnr. MTX75, with cable		7.6242		
All engines	t.tnr. B5/IB5		7.6283		
All engines				7.1231, 7.1237 T20, T23	7.1221 T25
All engines	01/12/07 ->				7.1236 T22
All engines	-> 01/11/07				7.1271 T22

ENGINE				
1.8 Flexifuel	Petrol/Ethanol	92	02/07-09/10	Q7DA

Engine	Information	S10	T10	T20 - T23	T22 - T25
All engines	COL:green, spanner size 24, switch press. 0.25 bar	7.0146			
All engines	t.tnr. MTX75, with cable		7.6242		
All engines	t.tnr. B5/IB5		7.6283		
All engines				7.1231, 7.1237 T20, T23	7.1221 T25
All engines	01/12/07 ->				7.1236 T22
All engines	-> 01/11/07				7.1271 T22

ENGINE				
1.8 TDCi	Diesel	85	02/07-09/10	KKDA, KKDB

Engine	Information	S10	T10	T20 - T23	T22 - T25
All engines	COL:green, spanner size 24, switch press. 0.25 bar	7.0146			
All engines	t.tnr. MTX75, with cable		7.6242		
All engines	t.tnr. B5/IB5		7.6283		
All engines				7.1231, 7.1237 T20, T23	7.1221 T25
All engines	01/12/07 ->				7.1236 T22
All engines	-> 01/11/07				7.1271 T22

ENGINE				
2.0	Petrol	107	02/07-09/10	AODA, AODB, AODE, SYDA

Engine	Information	S10	T10	T20 - T23	T22 - T25
All engines	COL:green, spanner size 24, switch press. 0.25 bar	7.0146			
All engines	t.tnr. MTX75, with cable		7.6242		
All engines	t.tnr. B5/IB5		7.6283		
All engines				7.1231, 7.1237 T20, T23	7.1221 T25
All engines	01/12/07 ->				7.1236 T22
All engines	-> 01/11/07				7.1271 T22

ENGINE				
2.0 CNG	Petrol/Natural Gas (CNG)	107	04/09-09/10	SYDA, SYDACNG

Engine	Information	S10	T10	T20 - T23	T22 - T25
All engines	COL:green, spanner size 24, switch press. 0.25 bar	7.0146			
All engines	man 5 speed, t.tnr. MTX75, with cable		7.6242		
Eng. SYDA	man 6 speed, t.tnr. MMT6		7.6267		
All engines	man 5 speed, t.tnr. B5/IB5		7.6283		
All engines	COL:black, see connection type			7.1231 T20	
Eng. SYDA	COL:light blue, COL:white, see connection type			7.1237 T20	
Eng. SYDACNG				7.1237 T23	7.1221 T25
Eng. SYDA					7.1221 T22
All engines	+keyless Entry/Go system, 03/12/07 ->, safety switch				7.1236 T22
Eng. SYDA	+remote control, -> 03/12/07, safety switch				7.1271 T22

S10	OIL PRESSURE WARNING LIGHT SWITCH	T10	REVERSING LIGHT SWITCH	T20	BRAKE LIGHT SWITCH
T22	SWITCH CLUTCH CONTROL (CRUISE CONTROL)	T23	SWITCH BRAKE ACTUATION (ENGINE TIMING)	T25	SWITCH CLUTCH CONTROL (ENGINE CONTROL)

FUNCTIONS ON THE VEHICLE

Vehicle	alim.	kW	Date	Engine	 S10	 T10	 T20 - T23	 T22 - T25
---------	-------	----	------	--------	---	---	--	---

				ENGINE
2.0 LPG	Petrol/ Petro- leum Gas (LPG)	107	06/08-09/10	SYDA

Engine	Information	S10	T10	T20 - T23	T22 - T25		
All engines	COL:green, spanner size 24, switch press. 0.25 bar	7.0146					
All engines	t.tnr. MTX75, with cable		7.6242				
All engines	t.tnr. B5/IB5		7.6283				
All engines				7.1231, 7.1237	T20, T23	7.1221, 7.1236	T22, T25

				ENGINE
2.0 TDCi	Diesel	100	02/07-09/10	G6DA, G6DB, G6DD, G6DG

Engine	Information	S10	T10	T20 - T23	T22 - T25		
All engines		7.0130	7.6267	7.1231, 7.1237	T20, T23	7.1221	T25
All engines	01/12/07 ->					7.1236	T22
All engines	-> 01/11/07					7.1271	T22

				ENGINE
2.0 TDCi	Diesel	81	02/08-09/10	IXDA

Engine	Information	S10	T10	T20 - T23	T22 - T25		
All engines		7.0130		7.1231, 7.1237	T20, T23	7.1221	T25
All engines	t.tnr. MTX75, with cable		7.6242				
All engines	t.tnr. B5/IB5		7.6283				
All engines	01/12/07 ->					7.1236	T22
All engines	-> 01/11/07					7.1271	T22

				ENGINE
2.0 TDCi	Diesel	98	02/07-09/10	G6DC, G6DE, G6DF

Engine	Information	S10	T10	T20 - T23	T22 - T25		
All engines		7.0130	7.6267	7.1231, 7.1237	T20, T23	7.1221	T25
All engines	01/12/07 ->					7.1236	T22
All engines	-> 01/11/07					7.1271	T22

C-MAX II

				ENGINE
1.0 EcoBoost	Petrol	74	10/12->	M2DA, M2DC, SFDA

Engine	Information	S10	T10	T20 - T23	T22 - T25		
All engines	-> 01/01/18, COL:green, spanner size 24, switch press. 0.25 bar	7.0146					
All engines	man 6 speed, t.tnr. B6, t.tnr. MMT6		7.6267				
Eng. SFDA	man 5 speed		7.6283				
All engines				7.1245	T20		
Eng. SFDA	see connection type					7.1221	T22
Eng. M2DA, M2DC						7.1221	T25
All engines	safety switch, see connection type					7.1236	T22

				ENGINE
1.0 EcoBoost	Petrol	88	10/12->	--

Engine	Information	S10	T10	T20 - T23	T22 - T25		
All engines		7.0146		7.1245	T20		
All engines	man 6 speed		7.6267				
All engines	man 5 speed		7.6283				
All engines	see connection type					7.1221	T22
All engines	safety switch, see connection type					7.1236	T22

				ENGINE
1.0 EcoBoost	Petrol	92	10/12->	M1DA, M1DD





Engine	Information	S10	T10	T20 - T23	T22 - T25		
All engines	-> 01/01/18, COL:green, spanner size 24, switch press. 0.25 bar	7.0146					
All engines	t.tnr. B6, t.tnr. MMT6		7.6267				
All engines				7.1245	T20	7.1221, 7.1236	T22, T25

				ENGINE
1.5 16V	Petrol	0	03/15->	--

Engine	Information	S10	T10	T20 - T23	T22 - T25	
All engines		7.0146		7.1245	T20	
All engines	man 6 speed		7.6267			
All engines	man 5 speed		7.6283			

S10	OIL PRESSURE WARNING LIGHT SWITCH	T10	REVERSING LIGHT SWITCH	T20	BRAKE LIGHT SWITCH
T22	SWITCH CLUTCH CONTROL (CRUISE CONTROL)	T23	SWITCH BRAKE ACTUATION (ENGINE TIMING)	T25	SWITCH CLUTCH CONTROL (ENGINE CONTROL)

FUNCTIONS ON THE VEHICLE

Vehicle	alim.	kW	Date	Engine	 S10	 T10	 T20 - T23	 T22 - T25
---------	-------	----	------	--------	---	---	--	---

ENGINE				
1.5 16V	Petrol	0	03/15->	--

Engine	Information	S10	T10	T20 - T23	T22 - T25
All engines	see connection type				7.1221 T22
All engines	safety switch, see connection type				7.1236 T22

ENGINE				
1.5 EcoBoost	Petrol	110	03/15->	M8DB

Engine	Information	S10	T10	T20 - T23	T22 - T25
All engines	COL:green, spanner size 24, switch press. 0.25 bar	7.0146			
All engines			7.6267	7.1245 T20	7.1221, 7.1236 T22, T25

ENGINE				
1.5 EcoBoost	Petrol	134	03/15->	M9DB

Engine	Information	S10	T10	T20 - T23	T22 - T25
All engines	COL:green, spanner size 24, switch press. 0.25 bar	7.0146			
All engines	man 6 speed		7.6267		
All engines	man 5 speed		7.6283		
All engines				7.1245 T20	
All engines	see connection type				7.1221 T22
All engines	safety switch, see connection type				7.1236 T22

ENGINE				
1.5 TDCi	Diesel	70	03/15->	XXDA, XXDC, XXDD

Engine	Information	S10	T10	T20 - T23	T22 - T25
All engines			7.6267	7.1245 T20	7.1221, 7.1236 T22, T25

ENGINE				
1.5 TDCi	Diesel	88	03/15->	XWDA, XWDB, XWDC, XWDD, XWDE

Engine	Information	S10	T10	T20 - T23	T22 - T25
All engines			7.6267	7.1245 T20	7.1221, 7.1236 T22, T25

ENGINE				
1.5 TDCi ECOnetic	Diesel	77	03/15->	AEDA

Engine	Information	S10	T10	T20 - T23	T22 - T25
All engines			7.6267	7.1245 T20	7.1221, 7.1236 T22, T25

ENGINE				
1.6 CNG	Petrol/ Natural Gas (CNG)	86	01/13->	MUDACNG

Engine	Information	S10	T10	T20 - T23	T22 - T25
All engines	COL:green, spanner size 24, switch press. 0.25 bar	7.0146			
All engines			7.6283	7.1245 T20	7.1221, 7.1236 T22, T25

ENGINE				
1.6 EcoBoost	Petrol	110	12/10->	JQDA, JQDB

Engine	Information	S10	T10	T20 - T23	T22 - T25
All engines	COL:green, spanner size 24, switch press. 0.25 bar	7.0146			
All engines			7.6267	7.1245 T20	7.1221 T25





ENGINE				
1.6 EcoBoost	Petrol	134	12/10->	JTDA, JTDB

Engine	Information	S10	T10	T20 - T23	T22 - T25
All engines	COL:green, spanner size 24, switch press. 0.25 bar	7.0146			
All engines			7.6267	7.1245 T20	7.1221 T25

ENGINE				
1.6 Flexifuel	Petrol/ Ethanol	88	02/11->	MUDA, MUDD

Engine	Information	S10	T10	T20 - T23	T22 - T25
All engines	COL:green, spanner size 24, switch press. 0.25 bar	7.0146			
All engines			7.6283	7.1245 T20	7.1221, 7.1236 T22, T25

S10	OIL PRESSURE WARNING LIGHT SWITCH	T10	REVERSING LIGHT SWITCH	T20	BRAKE LIGHT SWITCH
T22	SWITCH CLUTCH CONTROL (CRUISE CONTROL)	T23	SWITCH BRAKE ACTUATION (ENGINE TIMING)	T25	SWITCH CLUTCH CONTROL (ENGINE CONTROL)

					FUNCTIONS ON THE VEHICLE			
Vehicle	alim.	kW	Date	Engine	 S10	 T10	 T20 - T23	 T22 - T25
ENGINE								
1.6 LPG	Petrol/ Petro- leum Gas (LPG)	86	02/12->	MUDA, MUDD				
Engine	Information			S10	T10	T20 - T23	T22 - T25	
All engines	COL:green, spanner size 24, switch press. 0.25 bar			7.0146				
All engines					7.6283	7.1245	T20	7.1221, 7.1236
ENGINE								
1.6 LPG	Petrol/ Petro- leum Gas (LPG)	88	02/12->	MUDA, MUDD				
Engine	Information			S10	T10	T20 - T23	T22 - T25	
All engines					7.6283	7.1245	T20	7.1221, 7.1236
ENGINE								
1.6 TDCi	Diesel	70	12/10->	T3DA, T3DB				
Engine	Information			S10	T10	T20 - T23	T22 - T25	
All engines				7.0130	7.6267	7.1245	T20	7.1221, 7.1236
ENGINE								
1.6 TDCi	Diesel	85	12/10->	T1DA, T1DB				
Engine	Information			S10	T10	T20 - T23	T22 - T25	
All engines				7.0130	7.6267	7.1245	T20	7.1221
ENGINE								
1.6 Ti	Petrol	63	12/10->	XTDA, XTDB				
Engine	Information			S10	T10	T20 - T23	T22 - T25	
All engines	COL:green, spanner size 24, switch press. 0.25 bar			7.0146				
All engines					7.6283	7.1245	T20	
Eng. XTDA	see connection type							7.1221
Eng. XTDA	safety switch, see connection type							7.1236
ENGINE								
1.6 Ti	Petrol	77	12/10->	IQDA, IQDB				
Engine	Information			S10	T10	T20 - T23	T22 - T25	
All engines	COL:green, spanner size 24, switch press. 0.25 bar			7.0146				
All engines					7.6283	7.1245	T20	7.1221
ENGINE								
1.6 Ti	Petrol	88	02/12->	MUDA, MUDD				
Engine	Information			S10	T10	T20 - T23	T22 - T25	
All engines	COL:green, spanner size 24, switch press. 0.25 bar			7.0146				
All engines					7.6283	7.1245	T20	7.1221, 7.1236
ENGINE								
1.6 Ti	Petrol	92	12/10->	PNDA, PNDD				
Engine	Information			S10	T10	T20 - T23	T22 - T25	
All engines	COL:green, spanner size 24, switch press. 0.25 bar			7.0146				
All engines					7.6283	7.1245	T20	7.1221
ENGINE								
2.0 Energi	Petrol/ Electro	136	01/15->	--, 20EDEF				
Engine	Information			S10	T10	T20 - T23	T22 - T25	
Eng. --	COL:green			7.0146				
All engines						7.1245	T20	
ENGINE								
2.0 TDCi	Diesel	100	02/11->	UKDB				
Engine	Information			S10	T10	T20 - T23	T22 - T25	
All engines				7.0130	7.6267	7.1245	T20	7.1221
All engines								T25
ENGINE								
2.0 TDCi	Diesel	103	04/10->	UFDB				
Engine	Information			S10	T10	T20 - T23	T22 - T25	
All engines				7.0130	7.6267	7.1245	T20	7.1221
All engines								T25

S10	OIL PRESSURE WARNING LIGHT SWITCH	T10	REVERSING LIGHT SWITCH	T20	BRAKE LIGHT SWITCH
T22	SWITCH CLUTCH CONTROL (CRUISE CONTROL)	T23	SWITCH BRAKE ACTUATION (ENGINE TIMING)	T25	SWITCH CLUTCH CONTROL (ENGINE CONTROL)

FUNCTIONS ON THE VEHICLE

Vehicle	alim.	kW	Date	Engine	 S10	 T10	 T20 - T23	 T22 - T25
---------	-------	----	------	--------	---	---	--	---

ENGINE				
2.0 TDCi	Diesel	110	03/15->	T7DB, T7DC

Engine	Information	S10	T10	T20 - T23	T22 - T25
All engines			7.6267	7.1245 T20	7.1221, 7.1236 T22, T25

ENGINE				
2.0 TDCi	Diesel	120	12/10->	TXDB

Engine	Information	S10	T10	T20 - T23	T22 - T25
All engines		7.0130	7.6267	7.1245 T20	7.1221 T25

ENGINE				
2.0 TDCi	Diesel	125	03/15->	T8DE

Engine	Information	S10	T10	T20 - T23	T22 - T25
All engines				7.1245 T20	

ENGINE				
2.0 TDCi	Diesel	132	03/15->	--

Engine	Information	S10	T10	T20 - T23	T22 - T25
All engines	man 6 speed		7.6267		
All engines	man 5 speed		7.6283		
All engines				7.1245 T20	
All engines	see connection type				7.1221 T22
All engines	safety switch, see connection type				7.1236 T22

ENGINE				
2.0 TDCi	Diesel	85	02/11->	TYDA

Engine	Information	S10	T10	T20 - T23	T22 - T25
All engines		7.0130		7.1245 T20	

CORTINA

ENGINE				
1300	Petrol	42	10/70-03/72	KL 13 H

Engine	Information	S10	T10	T20 - T23	T22 - T25
All engines		7.0011	7.6007		
All engines	no specific info conc. application available			7.1003, 7.1041 T20	

COUGAR

ENGINE				
2.0	Petrol	96	08/98-12/01	EDBA, EDBB, EDBC, EDBD

Engine	Information	S10	T10	T20 - T23	T22 - T25
All engines	COL:black, spanner size 24, switch press. 0.4 bar	7.0145			
All engines	with cable		7.6242		
All engines				7.1111 T20	

ENGINE				
2.0 16V	Petrol	96	08/98-12/01	EDBA, EDBB, EDBC, EDBD

Engine	Information	S10	T10	T20 - T23	T22 - T25
All engines	+cruise control				7.1140 T22
All engines	-cruise control				7.1171 T22

ENGINE				
2.5	Petrol	125	08/98-12/01	LCBA, LCBB, LCBC, LCBE

Engine	Information	S10	T10	T20 - T23	T22 - T25
All engines	01/10/00 ->, thread 9	7.0148			
All engines	with cable		7.6242		
All engines				7.1111 T20	

ENGINE				
2.5 ST 200	Petrol	151	01/00-12/01	SGA

Engine	Information	S10	T10	T20 - T23	T22 - T25
All engines	01/10/00 ->, thread 9	7.0148			
All engines	with cable		7.6242		
All engines				7.1111 T20	
All engines	+cruise control				7.1140 T22
All engines	-cruise control				7.1171 T22

ENGINE				
2.5 V6 24V	Petrol	125	08/98-12/01	JP25LCBD, LCBA, LCBB, LCBC, LCBE

Engine	Information	S10	T10	T20 - T23	T22 - T25
Eng. JP25LCBD, LCBB, LCBC, LCBE	01/09/00 ->, 01/10/00 ->, thread 9	7.0148			

S10 OIL PRESSURE WARNING LIGHT SWITCH	T10 REVERSING LIGHT SWITCH	T20 BRAKE LIGHT SWITCH
T22 SWITCH CLUTCH CONTROL (CRUISE CONTROL)	T23 SWITCH BRAKE ACTUATION (ENGINE TIMING)	T25 SWITCH CLUTCH CONTROL (ENGINE CONTROL)

FUNCTIONS ON THE VEHICLE

Vehicle	alim.	kW	Date	Engine	 S10	 T10	 T20 - T23	 T22 - T25
---------	-------	----	------	--------	---	---	--	---

ENGINE				
2.5 V6 24V	Petrol	125	08/98-12/01	JP25LCBD, LCBA, LCBB, LCBC, LCBE

Engine	Information	S10	T10	T20 - T23	T22 - T25
Eng. JP25LCBD, LCBB, LCBC, LCBE	01/12/98 ->, t.tnr. MTX75, with cable		7.6242		
Eng. JP25LCBD, LCBB, LCBC, LCBE	COL:black			7.1111 T20	
Eng. LCBB, LCBC, LCBE	COL:green			7.1137 T20	
Eng. LCBA, LCBB, LCBC, LCBE	+cruise control				7.1140 T22
Eng. LCBA, LCBB, LCBC, LCBE	-cruise control				7.1171 T22

ECOSPORT

ENGINE				
1.0 EcoBoost	Petrol	103	03/16->	10FDOX, YYJD

Engine	Information	S10	T10	T20 - T23	T22 - T25
All engines	COL:green, spanner size 24, switch press. 0.25 bar	7.0146			
All engines			7.6283	7.1237 T23	7.1221 T25
All engines	-> 01/10/17			7.1231 T20	7.1271 T22
All engines	01/11/17 ->			7.1245 T20	7.1236 T22

ENGINE				
1.0 EcoBoost	Petrol	92	10/13->	10FDOX, M1JC, M1JJ

Engine	Information	S10	T10	T20 - T23	T22 - T25
All engines	COL:green, spanner size 24, switch press. 0.25 bar	7.0146			
All engines			7.6283	7.1237 T23	7.1221 T25
All engines	-> 01/10/17			7.1231 T20	7.1271 T22
All engines	01/11/17 ->			7.1245 T20	7.1236 T22

ENGINE				
1.5 TDCi	Diesel	66	10/13->	UGJE

Engine	Information	S10	T10	T20 - T23	T22 - T25
All engines		7.0130	7.6283	7.1237 T23	7.1221 T25
All engines	-> 01/10/17			7.1231 T20	7.1271 T22
All engines	01/11/17 ->			7.1245 T20	7.1236 T22

ENGINE				
1.5 TDCi	Diesel	70	05/15->	XVJD

Engine	Information	S10	T10	T20 - T23	T22 - T25
All engines	COL:grey	7.0130			
All engines			7.6283	7.1237 T23	7.1221 T25
All engines	-> 01/10/17			7.1231 T20	7.1271 T22
All engines	01/11/17 ->			7.1245 T20	7.1236 T22

ENGINE				
1.5 TDCi	Diesel	74	05/15->	ZZJA

Engine	Information	S10	T10	T20 - T23	T22 - T25
All engines		7.0130		7.1245 T20	7.1221, 7.1236 T22, T25
All engines	t.tnr. MMT6		7.6267		
All engines	t.tnr. 6MX65		7.6283		

ENGINE				
1.5 TDCi EcoBlue 4x4	Diesel	92	11/17->	ZTJA, ZTJB, ZTJC

Engine	Information	S10	T10	T20 - T23	T22 - T25
All engines		7.0130		7.1245 T20	7.1221, 7.1236 T22, T25
All engines	t.tnr. MMT6		7.6267		
All engines	t.tnr. 6MX65		7.6283		

ENGINE				
1.5 Ti	Petrol	82	10/13->	UEJB, UEJE

Engine	Information	S10	T10	T20 - T23	T22 - T25
All engines	COL:green, spanner size 24, switch press. 0.25 bar	7.0146			
Eng. UEJB			7.6283		
All engines				7.1231, 7.1237 T20, T23	

ENGINE				
1.5 Ti-VCT [ExtraEU]	Petrol	81	10/13->	UEJB, UEJE

Engine	Information	S10	T10	T20 - T23	T22 - T25
All engines	COL:green, spanner size 24, switch press. 0.25 bar	7.0146			
All engines			7.6283	7.1231, 7.1237 T20, T23	7.1221, 7.1271 T22, T25

S10 OIL PRESSURE WARNING LIGHT SWITCH	T10 REVERSING LIGHT SWITCH	T20 BRAKE LIGHT SWITCH
T22 SWITCH CLUTCH CONTROL (CRUISE CONTROL)	T23 SWITCH BRAKE ACTUATION (ENGINE TIMING)	T25 SWITCH CLUTCH CONTROL (ENGINE CONTROL)

FUNCTIONS ON THE VEHICLE

Vehicle	alim.	kW	Date	Engine	 S10	 T10	 T20 - T23	 T22 - T25
---------	-------	----	------	--------	---	---	--	---

ENGINE				
1.6 Ti-VCT	Petrol	90	08/12->	HXJD, IQJB

Engine	Information	S10	T10	T20 - T23	T22 - T25
All engines	COL:green, spanner size 24, switch press. 0.25 bar	7.0146			
All engines			7.6283	7.1231, 7.1237	T20, T23
				7.1221, 7.1271	T22, T25

ENGINE				
2.0 4x4	Petrol	103	08/12->	C20HDEA

Engine	Information	S10	T10	T20 - T23	T22 - T25
All engines	COL:green, spanner size 24, switch press. 0.25 bar	7.0146			
All engines			7.6267	7.1231, 7.1237	T20, T23
				7.1221, 7.1271	T22, T25

ENDEAVOUR

ENGINE				
2.5 TD	Diesel	0	02/06->	--

Engine	Information	S10	T10	T20 - T23	T22 - T25
All engines		7.0017	7.6225	7.1169	T20

ENGINE				
2.5 TD	Diesel	81	08/03->	WL-T

Engine	Information	S10	T10	T20 - T23	T22 - T25
All engines		7.0017		7.1169	T20

ENGINE				
2.5 TD 4x4	Diesel	81	08/03->	WL-T

Engine	Information	S10	T10	T20 - T23	T22 - T25
All engines		7.0017		7.1169	T20

ENGINE				
2.5 TDdi HPCR	Diesel	0	10/06->	--

Engine	Information	S10	T10	T20 - T23	T22 - T25
All engines		7.0017		7.1169	T20

ENGINE				
3.0 TDdi	Diesel	0	10/06->	--

Engine	Information	S10	T10	T20 - T23	T22 - T25
All engines		7.0017		7.1169	T20

ESCORT III

ENGINE				
1.1	Petrol	37	08/83-07/90	GSE, GSG

Engine	Information	S10	T10	T20 - T23	T22 - T25
All engines		7.0011			
Eng. GSG			7.6107	7.1041	T20

ENGINE				
1.3	Petrol	44	02/86-07/90	JBB, JLA, JLB

Engine	Information	S10	T10	T20 - T23	T22 - T25
All engines		7.0011			

ENGINE				
1.3	Petrol	51	09/80-02/86	JPA

Engine	Information	S10	T10	T20 - T23	T22 - T25
All engines		7.0011		7.1041	T20

ENGINE				
1.4 i	Petrol	54	02/86-07/90	F6D, FUC

Engine	Information	S10	T10	T20 - T23	T22 - T25
All engines		7.0011	7.6007	7.1041	T20

ENGINE				
1.6 i	Petrol	77	09/83-12/85	LR1

Engine	Information	S10	T10	T20 - T23	T22 - T25
All engines		7.0011		7.1041	T20

ENGINE				
1.6 XR3i	Petrol	77	10/82-12/85	LR1, LRA

Engine	Information	S10	T10	T20 - T23	T22 - T25
All engines		7.0011		7.1041	T20

S10 OIL PRESSURE WARNING LIGHT SWITCH	T10 REVERSING LIGHT SWITCH	T20 BRAKE LIGHT SWITCH
T22 SWITCH CLUTCH CONTROL (CRUISE CONTROL)	T23 SWITCH BRAKE ACTUATION (ENGINE TIMING)	T25 SWITCH CLUTCH CONTROL (ENGINE CONTROL)

FUNCTIONS ON THE VEHICLE

Vehicle	alim.	kW	Date	Engine	 S10	 T10	 T20 - T23	 T22 - T25
---------	-------	----	------	--------	---	---	--	---

ENGINE				
1.8 D	Diesel	44	07/88-07/90	RTA, RTB

Engine	Information	S10	T10	T20 - T23	T22 - T25
All engines		7.0011	7.6006	7.1003 T20	

ESCORT IV

ENGINE				
1.1	Petrol	37	12/85-07/90	GSG

Engine	Information	S10	T10	T20 - T23	T22 - T25
All engines		7.0011	7.6107	7.1041 T20	

ENGINE				
1.3	Petrol	44	01/86-08/97	J6A, JBB, JBD, JLA, JLB

Engine	Information	S10	T10	T20 - T23	T22 - T25
All engines		7.0011			
Eng. J6A, JBD	01/10/96 ->, COL:white, spanner size 22, thread M16x1.5		7.6212		
Eng. J6A, JBD	-ABS, COL:black, LHD			7.1041 T20	
Eng. J6A, JBD	-ABS, COL:black, Conn. nr. 2, RHD			7.1112 T20	
Eng. J6A, JBD					7.1188 T25

ENGINE				
1.4	Petrol	52	07/90-12/94	F6F, F6G

Engine	Information	S10	T10	T20 - T23	T22 - T25
All engines		7.0011			7.1188 T22
All engines	+manual transmission, t.tnr. BC/MTX		7.6107		
All engines	+automatic transmission, t.tnr. CTX		7.6250		
All engines	-> 01/05/92, -ABS, LHD, RHD			7.1041 T20	
All engines	01/05/92 ->, -ABS, RHD			7.1112 T20	

ENGINE				
1.4	Petrol	54	01/86-08/00	F4B, F6D, FUC

Engine	Information	S10	T10	T20 - T23	T22 - T25
All engines		7.0011			
Eng. F6D, FUC			7.6007		
Eng. F4B	01/10/96 ->, COL:white, spanner size 22, thread M16x1.5		7.6212		
All engines	-ABS, COL:black, LHD			7.1041 T20	
Eng. F4B	-ABS, COL:black, Conn. nr. 2, RHD			7.1112 T20	
Eng. F4B					7.1188 T25

ENGINE				
1.6 16V	Petrol	66	10/98-07/00	L1E, L1K

Engine	Information	S10	T10	T20 - T23	T22 - T25
All engines	COL:black, spanner size 24, switch press. 0.4 bar	7.0145			
All engines	COL:white, spanner size 22, thread M16x1.5		7.6212		
All engines	-ABS, COL:black			7.1041 T20	
All engines					7.1188 T25

ENGINE				
1.6 Turbo RS	Petrol	97	01/86-07/90	LNB

Engine	Information	S10	T10	T20 - T23	T22 - T25
All engines		7.0011	7.6007	7.1041 T20	

ENGINE				
1.6 XR3i	Petrol	77	01/86-07/90	LR2, LRB

Engine	Information	S10	T10	T20 - T23	T22 - T25
All engines		7.0011		7.1041 T20	

ENGINE				
1.8 D	Diesel	44	01/89-08/00	RTA, RTB, RTE, RTF, RTH

Engine	Information	S10	T10	T20 - T23	T22 - T25
All engines	LHD, RHD	7.0011			
Eng. RTA, RTB			7.6006	7.1003 T20	
Eng. RTH	+manual transmission		7.6107		
Eng. RTE, RTF, RTH	01/10/96 ->, COL:white, spanner size 22, thread M16x1.5		7.6212		
Eng. RTH	+automatic transmission		7.6250		
Eng. RTE, RTF, RTH	-> 01/05/92, -ABS, COL:black, LHD, RHD			7.1041 T20	
Eng. RTE, RTF, RTH	01/05/92 ->, -ABS, COL:black, Conn. nr. 2, RHD			7.1112 T20	
Eng. RTE, RTF, RTH					7.1188 T25

S10	OIL PRESSURE WARNING LIGHT SWITCH	T10	REVERSING LIGHT SWITCH	T20	BRAKE LIGHT SWITCH
T22	SWITCH CLUTCH CONTROL (CRUISE CONTROL)	T23	SWITCH BRAKE ACTUATION (ENGINE TIMING)	T25	SWITCH CLUTCH CONTROL (ENGINE CONTROL)

FUNCTIONS ON THE VEHICLE

Vehicle	alim.	kW	Date	Engine	 S10	 T10	 T20 - T23	 T22 - T25
---------	-------	----	------	--------	---	---	--	---

ENGINE				
1.8 TD	Diesel	66	01/95-08/00	RFD, RFK, RFS, RKD

Engine	Information	S10	T10	T20 - T23	T22 - T25
All engines		7.0011			
All engines	+manual transmission, 01/10/96 ->, COL:white, spanner size 22, t.tnr. IB5, thread M16x1.5		7.6212		
Eng. RFD	+automatic transmission, pole nr. 4, t.tnr. CTX		7.6243		
Eng. RFD	+automatic transmission, pole nr. 3, t.tnr. CTX		7.6250		
All engines	-ABS, COL:black, LHD			7.1041 T20	
Eng. RFD	-ABS, RHD			7.1112 T20	
Eng. RFD					7.1188 T22
Eng. RFK, RFS, RKD					7.1188 T25

ENGINE				
1.8 Turbo D	Diesel	51	12/95-06/01	RVA

Engine	Information	S10	T10	T20 - T23	T22 - T25
All engines	LHD, RHD	7.0011			
All engines	01/10/96 ->, COL:white, spanner size 22, t.tnr. IB5, thread M16x1.5		7.6212		
All engines	-ABS, COL:black, LHD			7.1041 T20	
All engines	-ABS, COL:black, Conn. nr. 2, RHD			7.1112 T20	
All engines					7.1188 T25

ESCORT V

ENGINE				
1.3	Petrol	44	07/90-01/95	J4B, J6A, JBE

Engine	Information	S10	T10	T20 - T23	T22 - T25
All engines		7.0011			
All engines	+manual transmission		7.6107		
All engines	+automatic transmission		7.6250		
All engines	-> 01/05/92, -ABS, LHD, RHD			7.1041 T20	
All engines	01/05/92 ->, -ABS, RHD			7.1112 T20	

ENGINE				
1.4	Petrol	52	07/90-01/95	F6F, F6G

Engine	Information	S10	T10	T20 - T23	T22 - T25
All engines		7.0011			7.1188 T22
All engines	+manual transmission		7.6107		
All engines	+automatic transmission		7.6250		
All engines	-> 01/05/92, -ABS, LHD, RHD			7.1041 T20	
All engines	01/05/92 ->, -ABS, RHD			7.1112 T20	

ENGINE				
1.4	Petrol	55	08/93-01/95	F4B, FUH

Engine	Information	S10	T10	T20 - T23	T22 - T25
All engines		7.0011			7.1188 T22
All engines	+manual transmission, 01/10/96 ->, t.tnr. IB5		7.6212		
All engines	+automatic transmission, pole nr. 4, t.tnr. CTX		7.6243		
All engines	+automatic transmission, pole nr. 3, t.tnr. CTX		7.6250		
All engines	-ABS, LHD			7.1041 T20	
All engines	-ABS, RHD			7.1112 T20	

ENGINE				
1.4 i	Petrol	55	07/93-01/95	F4B





Engine	Information	S10	T10	T20 - T23	T22 - T25
All engines		7.0011			7.1188 T22
All engines	+manual transmission, 01/10/96 ->, t.tnr. IB5		7.6212		
All engines	+automatic transmission, pole nr. 4, t.tnr. CTX		7.6243		
All engines	+automatic transmission, pole nr. 3, t.tnr. CTX		7.6250		
All engines	-ABS, LHD			7.1041 T20	
All engines	-ABS, RHD			7.1112 T20	

ENGINE				
1.6	Petrol	66	07/90-08/92	LUJ, LUK

Engine	Information	S10	T10	T20 - T23	T22 - T25
All engines		7.0011			
All engines	+manual transmission, t.tnr. BC/MTX		7.6107		
All engines	+automatic transmission, t.tnr. CTX		7.6250		
All engines	-> 01/05/92, -ABS, LHD, RHD			7.1041 T20	
All engines	01/05/92 ->, -ABS, RHD			7.1112 T20	

S10 OIL PRESSURE WARNING LIGHT SWITCH	T10 REVERSING LIGHT SWITCH	T20 BRAKE LIGHT SWITCH
T22 SWITCH CLUTCH CONTROL (CRUISE CONTROL)	T23 SWITCH BRAKE ACTUATION (ENGINE TIMING)	T25 SWITCH CLUTCH CONTROL (ENGINE CONTROL)

FUNCTIONS ON THE VEHICLE

Vehicle	alim.	kW	Date	Engine	 S10	 T10	 T20 - T23	 T22 - T25
ENGINE								
1.6	Petrol	66	07/90-08/92	LUJ, LUK				
Engine	Information				S10	T10	T20 - T23	T22 - T25
Eng. LUJ								7.1188 T22
ENGINE								
1.6	Petrol	77	07/90-12/92	LJF				
Engine	Information				S10	T10	T20 - T23	T22 - T25
All engines					7.0011			
All engines	+manual transmission, t.tnr. BC/MTX					7.6107		
All engines	+automatic transmission, t.tnr. CTX					7.6250		
All engines	-> 01/05/92, -ABS, LHD, RHD						7.1041 T20	
All engines	01/05/92 ->, -ABS, RHD						7.1112 T20	
ENGINE								
1.6 16V XR3i	Petrol	66	12/92-01/95	L1E				
Engine	Information				S10	T10	T20 - T23	T22 - T25
All engines					7.0011			
All engines	+manual transmission					7.6107		
All engines	+automatic transmission					7.6250		
All engines	-ABS, LHD						7.1041 T20	
All engines	-ABS, RHD						7.1112 T20	
ENGINE								
1.6 i 16V	Petrol	65	01/94-01/95	L1H				
Engine	Information				S10	T10	T20 - T23	T22 - T25
All engines					7.0011			
All engines	+manual transmission					7.6107		
All engines	+automatic transmission					7.6250		
All engines	-ABS, LHD						7.1041 T20	
All engines	-ABS, RHD						7.1112 T20	
ENGINE								
1.6 i 16V	Petrol	66	09/92-01/95	L1E, L1K				
Engine	Information				S10	T10	T20 - T23	T22 - T25
All engines					7.0011			
All engines	+manual transmission					7.6107		
All engines	+automatic transmission					7.6250		
All engines	-ABS, LHD						7.1041 T20	
All engines	-ABS, RHD						7.1112 T20	
ENGINE								
1.8 16V	Petrol	77	02/92-12/92	RDA				
Engine	Information				S10	T10	T20 - T23	T22 - T25
All engines					7.0011			
All engines	+manual transmission, t.tnr. BC/MTX					7.6107		
All engines	+automatic transmission, t.tnr. CTX					7.6250		
All engines	-> 01/05/92, -ABS, LHD, RHD						7.1041 T20	
All engines	01/05/92 ->, -ABS, RHD						7.1112 T20	
ENGINE								
1.8 16V XR3i	Petrol	77	02/92-01/95	RDA				
Engine	Information				S10	T10	T20 - T23	T22 - T25
All engines					7.0011			
All engines	+manual transmission, t.tnr. BC/MTX					7.6107		
All engines	+automatic transmission, t.tnr. CTX					7.6250		
All engines	-> 01/05/92, -ABS, LHD, RHD						7.1041 T20	
All engines	01/05/92 ->, -ABS, RHD						7.1112 T20	
ENGINE								
1.8 16V XR3i	Petrol	96	02/92-01/95	RQB				
Engine	Information				S10	T10	T20 - T23	T22 - T25
All engines					7.0011			
All engines	+manual transmission, t.tnr. BC/MTX					7.6107		
All engines	+automatic transmission, t.tnr. CTX					7.6250		
All engines	-> 01/05/92, -ABS, LHD, RHD						7.1041 T20	
All engines	01/05/92 ->, -ABS, RHD						7.1112 T20	

S10	OIL PRESSURE WARNING LIGHT SWITCH	T10	REVERSING LIGHT SWITCH	T20	BRAKE LIGHT SWITCH
T22	SWITCH CLUTCH CONTROL (CRUISE CONTROL)	T23	SWITCH BRAKE ACTUATION (ENGINE TIMING)	T25	SWITCH CLUTCH CONTROL (ENGINE CONTROL)

The present application list is a brief version. For the detailed information about the possibility of installation on a specific vehicle, please refer to our web-catalogue <http://catalogo.facet.eu/>

FUNCTIONS ON THE VEHICLE

Vehicle	alim.	kW	Date	Engine	 S10	 T10	 T20 - T23	 T22 - T25
---------	-------	----	------	--------	---	---	--	---

ENGINE
1.8 D Diesel 44 07/90-01/95 D18NARTH, RTE, RTF, RTH

Engine	Information	S10	T10	T20 - T23	T22 - T25
All engines		7.0011			
Eng. RTE, RTF, RTH	+manual transmission, t.tnr. BC/MTX		7.6107		
Eng. D18NARTH	01/10/96 ->, COL:white, spanner size 22, thread M16x1.5		7.6212		
Eng. RTE, RTF, RTH	+automatic transmission, t.tnr. CTX		7.6250		
All engines	-> 01/05/92, -ABS, COL:black, LHD, RHD			7.1041 T20	
Eng. RTE, RTF, RTH	01/05/92 ->, -ABS, RHD			7.1112 T20	
Eng. D18NARTH					7.1188 T25

ENGINE
1.8 i 16V Petrol 77 09/92-01/95 RDA

Engine	Information	S10	T10	T20 - T23	T22 - T25
All engines		7.0011			
All engines	+manual transmission		7.6107		
All engines	+automatic transmission		7.6250		
All engines	-ABS, LHD			7.1041 T20	
All engines	-ABS, RHD			7.1112 T20	

ENGINE
1.8 i 16V Petrol 96 02/93-01/95 RQB

Engine	Information	S10	T10	T20 - T23	T22 - T25
All engines		7.0011			
All engines	+manual transmission		7.6107		
All engines	+automatic transmission		7.6250		
All engines	-ABS, LHD			7.1041 T20	
All engines	-ABS, RHD			7.1112 T20	

ENGINE
1.8 TD Diesel 66 02/93-01/95 RFD, RFK, RFS

Engine	Information	S10	T10	T20 - T23	T22 - T25
All engines		7.0011			
All engines	+manual transmission		7.6107		
All engines	+automatic transmission		7.6250		
All engines	-ABS, LHD			7.1041 T20	
All engines	-ABS, RHD			7.1112 T20	

ENGINE
1.8 XR3i 16V 4x4 Petrol 77 08/93-01/95 RDA

Engine	Information	S10	T10	T20 - T23	T22 - T25
All engines		7.0011			
All engines	+manual transmission		7.6107		
All engines	+automatic transmission		7.6250		
All engines	-ABS, LHD			7.1041 T20	
All engines	-ABS, RHD			7.1112 T20	

ENGINE
1.8 XR3i 16V 4x4 Petrol 96 08/93-01/95 RQB

Engine	Information	S10	T10	T20 - T23	T22 - T25
All engines		7.0011			
All engines	+manual transmission		7.6107		
All engines	+automatic transmission		7.6250		
All engines	-ABS, LHD			7.1041 T20	
All engines	-ABS, RHD			7.1112 T20	

ENGINE
RS 2000 Petrol 110 05/91-12/92 N7A

Engine	Information	S10	T10	T20 - T23	T22 - T25
All engines		7.0011			
All engines	+manual transmission, t.tnr. BC/MTX		7.6107		
All engines	+automatic transmission, t.tnr. CTX		7.6250		
All engines	-> 01/05/92, -ABS, LHD, RHD			7.1041 T20	
All engines	01/05/92 ->, -ABS, RHD			7.1112 T20	

ENGINE
RS Cosworth 4x4 Petrol 162 09/92-01/95 NSF

Engine	Information	S10	T10	T20 - T23	T22 - T25
All engines	+manual transmission		7.6107		

S10 OIL PRESSURE WARNING LIGHT SWITCH	T10 REVERSING LIGHT SWITCH	T20 BRAKE LIGHT SWITCH
T22 SWITCH CLUTCH CONTROL (CRUISE CONTROL)	T23 SWITCH BRAKE ACTUATION (ENGINE TIMING)	T25 SWITCH CLUTCH CONTROL (ENGINE CONTROL)

FUNCTIONS ON THE VEHICLE

Vehicle	alim.	kW	Date	Engine	 S10	 T10	 T20 - T23	 T22 - T25
---------	-------	----	------	--------	---	---	--	---

				ENGINE
RS Cosworth 4x4	Petrol	162	09/92-01/95	NSF

Engine	Information	S10	T10	T20 - T23	T22 - T25
All engines	+automatic transmission		7.6250		
All engines				7.1041 T20	

				ENGINE
1.3	Petrol	44	01/95-02/99	J4B, J6A

Engine	Information	S10	T10	T20 - T23	T22 - T25
All engines		7.0011		7.1188 T23	
All engines	+manual transmission, 01/10/96 ->, COL:white, man., spanner size 22, t.tnr. IBS, thread M16x1.5		7.6212		
Eng. J6A	+automatic transmission, pole nr. 4, t.tnr. CTX		7.6243		
Eng. J6A	+automatic transmission, pole nr. 3, t.tnr. CTX		7.6250		
All engines	-ABS, COL:black, LHD			7.1041 T20	
All engines	-ABS, COL:black, Conn. nr. 2, RHD			7.1112 T20	
Eng. J6A					7.1188 T22

				ENGINE
1.4	Petrol	54	01/95-12/99	F4B

Engine	Information	S10	T10	T20 - T23	T22 - T25
All engines		7.0011			7.1188 T22
All engines	+manual transmission, 01/10/96 ->, t.tnr. IBS		7.6212		
All engines	+automatic transmission, pole nr. 4, t.tnr. CTX		7.6243		
All engines	+automatic transmission, pole nr. 3, t.tnr. CTX		7.6250		
All engines	-ABS, COL:black, LHD			7.1041 T20	
All engines	-ABS, COL:black, Conn. nr. 2, RHD			7.1112 T20	

				ENGINE
1.4	Petrol	55	01/95-02/99	F4B, F6B, F6D, FUH

Engine	Information	S10	T10	T20 - T23	T22 - T25
All engines		7.0011			7.1188 T25
All engines	+manual transmission, -> 01/12/95, 01/10/96 ->, COL:white, spanner size 22, t.tnr. IBS, thread M16x1.5		7.6212		
Eng. F4B	+automatic transmission, pole nr. 4, t.tnr. CTX		7.6243		
Eng. F4B	+automatic transmission, pole nr. 3, t.tnr. CTX		7.6250		
All engines	-ABS, COL:black, LHD			7.1041 T20	
Eng. F4B	-ABS, RHD			7.1112 T20	
Eng. F4B					7.1188 T22

				ENGINE
1.6 16V	Petrol	66	01/95-07/00	L1E, L1K

Engine	Information	S10	T10	T20 - T23	T22 - T25
All engines	-> 01/05/98	7.0011			
Eng. L1E	01/06/98 ->, COL:black, spanner size 24, switch press. 0.4 bar	7.0145			
All engines	01/11/96 ->, COL:white, spanner size 22, thread M16x1.5		7.6212		
All engines	-ABS, COL:black			7.1041 T20	
All engines					7.1188 T25

				ENGINE
1.6 16V 4x4	Petrol	66	01/95-10/98	L1E

Engine	Information	S10	T10	T20 - T23	T22 - T25
All engines		7.0011			7.1188 T25
All engines	01/11/96 ->, COL:white, spanner size 22, thread M16x1.5		7.6212		
All engines	-ABS, COL:black			7.1041 T20	

				ENGINE
1.6 16V XR3i	Petrol	65	02/95-12/96	L1E, L1H

Engine	Information	S10	T10	T20 - T23	T22 - T25
All engines		7.0011			7.1188 T25
All engines	COL:white, spanner size 22, thread M16x1.5		7.6212		
All engines	-ABS, COL:black			7.1041 T20	

				ENGINE
1.6 16V XR3i	Petrol	66	02/95-09/99	L1E, L1K

Engine	Information	S10	T10	T20 - T23	T22 - T25
All engines		7.0011			7.1188 T22
All engines	COL:black, spanner size 24, switch press. 0.4 bar	7.0145			
All engines	COL:white, spanner size 22, thread M16x1.5		7.6212		

S10	OIL PRESSURE WARNING LIGHT SWITCH	T10	REVERSING LIGHT SWITCH	T20	BRAKE LIGHT SWITCH
T22	SWITCH CLUTCH CONTROL (CRUISE CONTROL)	T23	SWITCH BRAKE ACTUATION (ENGINE TIMING)	T25	SWITCH CLUTCH CONTROL (ENGINE CONTROL)

FUNCTIONS ON THE VEHICLE

Vehicle	alim.	kW	Date	Engine	 S10	 T10	 T20 - T23	 T22 - T25
---------	-------	----	------	--------	---	---	--	---

				ENGINE
1.6 16V XR3i	Petrol	66	02/95-09/99	L1E, L1K

Engine	Information	S10	T10	T20 - T23	T22 - T25
All engines	-ABS, COL:black, LHD			7.1041 T20	
All engines	-ABS, COL:black, Conn. nr. 2, RHD			7.1112 T20	

				ENGINE
1.6 i 16V	Petrol	65	01/95-08/95	L1H

Engine	Information	S10	T10	T20 - T23	T22 - T25
All engines		7.0011			7.1188 T25
All engines	-ABS, COL:black			7.1041 T20	
All engines	COL:black, Conn. nr. 2			7.1112 T20	

				ENGINE
1.6 i 16V	Petrol	66	01/95-02/99	L1E, L1K

Engine	Information	S10	T10	T20 - T23	T22 - T25
All engines	-> 01/05/98	7.0011			
All engines	01/06/98 ->, COL:black, spanner size 24, switch press. 0.4 bar	7.0145			
All engines	01/11/96 ->, COL:white, spanner size 22, thread M16x1.5		7.6212		
All engines	-ABS, COL:black, LHD			7.1041 T20	
All engines	-ABS, COL:black, Conn. nr. 2, RHD			7.1112 T20	
All engines					7.1188 T25

				ENGINE
1.8 16V	Petrol	77	01/95-08/95	RDA

Engine	Information	S10	T10	T20 - T23	T22 - T25
All engines		7.0011			7.1188 T25
All engines	-ABS, COL:black, LHD			7.1041 T20	
All engines	-ABS, COL:black, Conn. nr. 2, RHD			7.1112 T20	

				ENGINE
1.8 16V	Petrol	85	01/95-02/99	RKC

Engine	Information	S10	T10	T20 - T23	T22 - T25
All engines	-> 01/05/98	7.0011			
All engines	01/06/98 ->, COL:black, spanner size 24, switch press. 0.4 bar	7.0145			
All engines	01/11/96 ->, COL:white, spanner size 22, thread M16x1.5		7.6212		
All engines	-ABS, COL:black, LHD			7.1041 T20	
All engines	-ABS, COL:black, Conn. nr. 2, RHD			7.1112 T20	
All engines					7.1188 T25

				ENGINE
1.8 16V XR3i	Petrol	77	02/95-08/98	RDA

Engine	Information	S10	T10	T20 - T23	T22 - T25
All engines	-> 01/05/98	7.0011			
All engines	01/06/98 ->, COL:black, spanner size 24, switch press. 0.4 bar	7.0145			
All engines	01/11/96 ->, COL:white, spanner size 22, thread M16x1.5		7.6212		
All engines	-ABS, COL:black			7.1041 T20	
All engines					7.1188 T25

				ENGINE
1.8 16V XR3i	Petrol	85	10/95-08/98	RKC

Engine	Information	S10	T10	T20 - T23	T22 - T25
All engines		7.0011			7.1188 T22
All engines	01/11/96 ->, COL:white, spanner size 22, thread M16x1.5		7.6212		
All engines	-ABS, COL:black, LHD			7.1041 T20	
All engines	-ABS, COL:black, Conn. nr. 2, RHD			7.1112 T20	

				ENGINE
1.8 16V XR3i	Petrol	96	02/95-08/00	RQB

Engine	Information	S10	T10	T20 - T23	T22 - T25
All engines	-> 01/05/98	7.0011			
All engines	01/06/98 ->, COL:black, spanner size 24, switch press. 0.4 bar	7.0145			
All engines	01/11/96 ->, COL:white, spanner size 22, thread M16x1.5		7.6212		
All engines	-ABS, COL:black, LHD			7.1041 T20	
All engines	-ABS, COL:black, Conn. nr. 2, RHD			7.1112 T20	
All engines					7.1188 T25

S10 OIL PRESSURE WARNING LIGHT SWITCH	T10 REVERSING LIGHT SWITCH	T20 BRAKE LIGHT SWITCH
T22 SWITCH CLUTCH CONTROL (CRUISE CONTROL)	T23 SWITCH BRAKE ACTUATION (ENGINE TIMING)	T25 SWITCH CLUTCH CONTROL (ENGINE CONTROL)

FUNCTIONS ON THE VEHICLE

Vehicle	alim.	kW	Date	Engine	 S10	 T10	 T20 - T23	 T22 - T25
---------	-------	----	------	--------	---	---	--	---

				ENGINE
1.8 D	Diesel	44	01/95-02/99	RTE, RTF, RTH

Engine	Information	S10	T10	T20 - T23	T22 - T25
All engines	LHD, RHD	7.0011			
All engines	+manual transmission, 01/10/96 ->, COL:white, spanner size 22, t.tnr. IB5, thread M16x1.5		7.6212		
Eng. RTF	+automatic transmission, pole nr. 4, t.tnr. CTX		7.6243		
Eng. RTF	+automatic transmission, pole nr. 3, t.tnr. CTX		7.6250		
All engines	-ABS, COL:black, LHD			7.1041 T20	
All engines	-ABS, COL:black, Conn. nr. 2, RHD			7.1112 T20	
Eng. RTF					7.1188 T22
Eng. RTE, RTH					7.1188 T25

				ENGINE
1.8 TD	Diesel	66	01/95-07/00	RFD, RFK, RFS, RKD

Engine	Information	S10	T10	T20 - T23	T22 - T25
All engines	LHD, RHD	7.0011			
All engines	+manual transmission, 01/10/96 ->, COL:white, spanner size 22, t.tnr. IB5, thread M16x1.5		7.6212		
Eng. RFD	+automatic transmission, pole nr. 4, t.tnr. CTX		7.6243		
Eng. RFD	+automatic transmission, pole nr. 3, t.tnr. CTX		7.6250		
All engines	-ABS, COL:black, LHD			7.1041 T20	
All engines	-ABS, COL:black, Conn. nr. 2, RHD			7.1112 T20	
Eng. RFD					7.1188 T22
Eng. RFK, RFS, RKD					7.1188 T25

				ENGINE
1.8 Turbo D	Diesel	51	12/95-08/99	RVA

Engine	Information	S10	T10	T20 - T23	T22 - T25
All engines	LHD, RHD	7.0011			
All engines	01/10/96 ->, COL:white, spanner size 22, t.tnr. IB5, thread M16x1.5		7.6212		
All engines	-ABS, COL:black, LHD			7.1041 T20	
All engines	-ABS, COL:black, Conn. nr. 2, RHD			7.1112 T20	
All engines					7.1188 T25

				ENGINE
2.0 RS	Petrol	110	01/95-12/97	N7A

Engine	Information	S10	T10	T20 - T23	T22 - T25
All engines		7.0011			7.1188 T25
All engines	01/10/96 ->, COL:white, spanner size 22, thread M16x1.5		7.6212		
All engines	-ABS, COL:black, LHD			7.1041 T20	
All engines	-ABS, COL:black, Conn. nr. 2, RHD			7.1112 T20	

				ENGINE
RS 2000	Petrol	110	02/95-02/98	N7A

Engine	Information	S10	T10	T20 - T23	T22 - T25
All engines		7.0011			7.1188 T25
All engines	01/10/96 ->, COL:white, spanner size 22, thread M16x1.5		7.6212		
All engines	-ABS, COL:black, LHD			7.1041 T20	
All engines	-ABS, COL:black, Conn. nr. 2, RHD			7.1112 T20	

				ENGINE
RS Cosworth 4x4	Petrol	162	02/95-10/98	NSF

Engine	Information	S10	T10	T20 - T23	T22 - T25
All engines	COL:black			7.1041 T20	
All engines					7.1188 T25

ESCORT-NOMADE

				ENGINE
1.6	Petrol	66	01/95-04/00	ZH16L1E, ZH16L1K





Engine	Information	S10	T10	T20 - T23	T22 - T25
All engines		7.0011			7.1188 T25
All engines	01/11/96 ->, COL:white, spanner size 22, thread M16x1.5		7.6212		
All engines	-ABS, COL:black			7.1041 T20	

				ENGINE
1.8	Petrol	77	01/95-04/00	ZH18NRDA

Engine	Information	S10	T10	T20 - T23	T22 - T25
All engines	-> 01/05/98	7.0011			

S10 OIL PRESSURE WARNING LIGHT SWITCH	T10 REVERSING LIGHT SWITCH	T20 BRAKE LIGHT SWITCH
T22 SWITCH CLUTCH CONTROL (CRUISE CONTROL)	T23 SWITCH BRAKE ACTUATION (ENGINE TIMING)	T25 SWITCH CLUTCH CONTROL (ENGINE CONTROL)

FUNCTIONS ON THE VEHICLE

Vehicle	alim.	kW	Date	Engine	 S10	 T10	 T20 - T23	 T22 - T25
---------	-------	----	------	--------	---	---	--	---

ENGINE				
1.8	Petrol	77	01/95-04/00	ZH18NRDA

Engine	Information	S10	T10	T20 - T23	T22 - T25
All engines	01/06/98 ->, COL:black, spanner size 24, switch press. 0.4 bar	7.0145			
All engines	01/11/96 ->, COL:white, spanner size 22, thread M16x1.5		7.6212		
All engines	-ABS, COL:black			7.1041 T20	
All engines					7.1188 T25

ENGINE				
1.8 Tdi	Diesel	66	01/95-04/00	D18TIRFK

Engine	Information	S10	T10	T20 - T23	T22 - T25
All engines		7.0011			7.1188 T25
All engines	01/10/96 ->, COL:white, spanner size 22, t.tnr. IBS, thread M16x1.5		7.6212		
All engines	-ABS, COL:black			7.1041 T20	

EVEREST

ENGINE				
2.5 TD	Diesel	0	02/06->	--

Engine	Information	S10	T10	T20 - T23	T22 - T25
All engines		7.0017	7.6225	7.1169 T20	

ENGINE				
2.5 TD	Diesel	81	04/03->	WL-T

Engine	Information	S10	T10	T20 - T23	T22 - T25
All engines		7.0017		7.1169 T20	

ENGINE				
2.5 TD 4x4	Diesel	81	04/03->	WL-T

Engine	Information	S10	T10	T20 - T23	T22 - T25
All engines		7.0017		7.1169 T20	

ENGINE				
2.5 Tddi HPCR	Diesel	0	10/06->	--

Engine	Information	S10	T10	T20 - T23	T22 - T25
All engines		7.0017		7.1169 T20	

ENGINE				
3.0 Tddi	Diesel	0	10/06->	--

Engine	Information	S10	T10	T20 - T23	T22 - T25
All engines		7.0017		7.1169 T20	

EXPLORER

ENGINE				
3.5 4WD	Petrol	183	01/14->	C35PDED

Engine	Information	S10	T10	T20 - T23	T22 - T25
All engines				7.1245 T20	

ENGINE				
3.5 4WD	Petrol	254	01/14->	C35PDTD

Engine	Information	S10	T10	T20 - T23	T22 - T25
All engines				7.1245 T20	

FIESTA I

ENGINE				
0.9	Petrol	29	05/76-08/83	TKA, TKW

Engine	Information	S10	T10	T20 - T23	T22 - T25
All engines		7.0011	7.6006	7.1003 T20	

ENGINE				
0.9	Petrol	33	05/76-08/83	TLA

Engine	Information	S10	T10	T20 - T23	T22 - T25
All engines		7.0011	7.6006	7.1003 T20	

ENGINE				
1.1	Petrol	39	05/76-08/83	GLA




Engine	Information	S10	T10	T20 - T23	T22 - T25
All engines		7.0011	7.6006	7.1003 T20	

ENGINE				
1.1	Petrol	40	02/81-08/83	GLW

Engine	Information	S10	T10	T20 - T23	T22 - T25
All engines		7.0011	7.6006	7.1003 T20	

S10 OIL PRESSURE WARNING LIGHT SWITCH	T10 REVERSING LIGHT SWITCH	T20 BRAKE LIGHT SWITCH
T22 SWITCH CLUTCH CONTROL (CRUISE CONTROL)	T23 SWITCH BRAKE ACTUATION (ENGINE TIMING)	T25 SWITCH CLUTCH CONTROL (ENGINE CONTROL)

FUNCTIONS ON THE VEHICLE

Vehicle	alim.	kW	Date	Engine	 S10	 T10	 T20 - T23	 T22 - T25
---------	-------	----	------	--------	---	---	--	---

				ENGINE
1.3	Petrol	49	08/77-08/83	J3E

Engine	Information	S10	T10	T20 - T23	T22 - T25
All engines		7.0011	7.6006	7.1003 T20	

				ENGINE
1.6 XR2	Petrol	62	08/81-08/83	L3E

Engine	Information	S10	T10	T20 - T23	T22 - T25
All engines		7.0011	7.6006	7.1041 T20	

				ENGINE
FIESTA II				
1.1	Petrol	36	05/86-02/89	GSH

Engine	Information	S10	T10	T20 - T23	T22 - T25
All engines		7.0011	7.6006	7.1041 T20	

				ENGINE
1.1	Petrol	37	09/83-02/89	GLC, GSF

Engine	Information	S10	T10	T20 - T23	T22 - T25
All engines		7.0011	7.6006	7.1041 T20	

				ENGINE
1.3	Petrol	51	09/83-09/89	JPC

Engine	Information	S10	T10	T20 - T23	T22 - T25
All engines		7.0011	7.6006	7.1041 T20	

				ENGINE
1.4	Petrol	54	02/87-02/89	FUD

Engine	Information	S10	T10	T20 - T23	T22 - T25
All engines		7.0011		7.1041 T20	

				ENGINE
1.4	Petrol	55	10/85-11/89	FUB

Engine	Information	S10	T10	T20 - T23	T22 - T25
All engines		7.0011		7.1041 T20	

				ENGINE
1.6 D	Diesel	40	09/83-09/89	LTB

Engine	Information	S10	T10	T20 - T23	T22 - T25
All engines		7.0011		7.1041 T20	
All engines	01/01/88 ->		7.6107		

				ENGINE
1.6 XR2	Petrol	70	03/84-02/89	LUD

Engine	Information	S10	T10	T20 - T23	T22 - T25
All engines		7.0011		7.1041 T20	

				ENGINE
1.6 XR2	Petrol	71	04/84-02/89	LUB

Engine	Information	S10	T10	T20 - T23	T22 - T25
All engines		7.0011		7.1041 T20	

				ENGINE
FIESTA III				
1.0	Petrol	33	03/89-12/95	TLB

Engine	Information	S10	T10	T20 - T23	T22 - T25
All engines		7.0011			
All engines	+manual transmission		7.6107		
All engines	+automatic transmission		7.6250		
All engines	-> 01/05/92			7.1041 T20	
All engines	01/05/92 ->			7.1112 T20	

				ENGINE
1.1	Petrol	37	03/89-12/95	G6A

Engine	Information	S10	T10	T20 - T23	T22 - T25
All engines		7.0011			
All engines	+manual transmission		7.6107		
All engines	+automatic transmission		7.6250		
All engines	-> 01/05/92			7.1041 T20	
All engines	01/05/92 ->			7.1112 T20	

S10 OIL PRESSURE WARNING LIGHT SWITCH	T10 REVERSING LIGHT SWITCH	T20 BRAKE LIGHT SWITCH
T22 SWITCH CLUTCH CONTROL (CRUISE CONTROL)	T23 SWITCH BRAKE ACTUATION (ENGINE TIMING)	T25 SWITCH CLUTCH CONTROL (ENGINE CONTROL)

FUNCTIONS ON THE VEHICLE

Vehicle	alim.	kW	Date	Engine	 S10	 T10	 T20 - T23	 T22 - T25
---------	-------	----	------	--------	---	---	--	---

ENGINE				
1.1	Petrol	40	03/89-12/95	GUD, GUE

Engine	Information	S10	T10	T20 - T23	T22 - T25
All engines		7.0011			
All engines	+manual transmission		7.6107		
All engines	+automatic transmission		7.6250		
All engines	-> 01/05/92			7.1041	T20
All engines	01/05/92 ->			7.1112	T20

ENGINE				
1.3	Petrol	44	03/89-02/96	J6B, JBB, JBC

Engine	Information	S10	T10	T20 - T23	T22 - T25
Eng. J6B		7.0011			
All engines	+manual transmission		7.6107		
All engines	+automatic transmission		7.6250		
All engines	-> 01/05/92			7.1041	T20
All engines	01/05/92 ->			7.1112	T20

ENGINE				
1.3 Cat	Petrol	44	05/91-01/97	J6B

Engine	Information	S10	T10	T20 - T23	T22 - T25
All engines		7.0011			
All engines	+manual transmission		7.6107		
All engines	+automatic transmission		7.6250		
All engines	-> 01/05/92			7.1041	T20
All engines	01/05/92 ->			7.1112	T20

ENGINE				
1.4	Petrol	52	03/89-12/95	F6E

Engine	Information	S10	T10	T20 - T23	T22 - T25
All engines		7.0011			
All engines	+manual transmission		7.6107		
All engines	+automatic transmission		7.6250		
All engines	-> 01/05/92			7.1041	T20
All engines	01/05/92 ->			7.1112	T20

ENGINE				
1.4	Petrol	54	03/89-12/95	FUG, FUJ

Engine	Information	S10	T10	T20 - T23	T22 - T25
All engines		7.0011			
All engines	+manual transmission		7.6107		
All engines	-> 01/05/92			7.1041	T20
All engines	01/05/92 ->			7.1112	T20

ENGINE				
1.4 Cat	Petrol	54	03/89-12/95	F4A

Engine	Information	S10	T10	T20 - T23	T22 - T25
All engines		7.0011		7.1112	T20
All engines	+manual transmission		7.6107		
All engines	+automatic transmission		7.6250		

ENGINE				
1.6	Petrol	65	01/89-01/94	LUH

Engine	Information	S10	T10	T20 - T23	T22 - T25
All engines		7.0011			
All engines	+manual transmission		7.6107		
All engines	-> 01/05/92			7.1041	T20
All engines	01/05/92 ->			7.1112	T20

ENGINE				
1.6	Petrol	66	03/89-12/92	LUH

Engine	Information	S10	T10	T20 - T23	T22 - T25
All engines		7.0011			
All engines	+manual transmission		7.6107		
All engines	-> 01/05/92			7.1041	T20
All engines	01/05/92 ->			7.1112	T20

S10 OIL PRESSURE WARNING LIGHT SWITCH	T10 REVERSING LIGHT SWITCH	T20 BRAKE LIGHT SWITCH
T22 SWITCH CLUTCH CONTROL (CRUISE CONTROL)	T23 SWITCH BRAKE ACTUATION (ENGINE TIMING)	T25 SWITCH CLUTCH CONTROL (ENGINE CONTROL)

Vehicle	alim.	kW	Date	Engine	FUNCTIONS ON THE VEHICLE			
					S10	T10	T20 - T23	T22 - T25

				ENGINE
1.6 i 16V	Petrol	65	01/94-12/95	L1G

Engine	Information	S10	T10	T20 - T23	T22 - T25
All engines		7.0011		7.1112 T20	
All engines	+manual transmission		7.6107		
All engines	+automatic transmission		7.6250		

				ENGINE
1.6 Turbo	Petrol	96	03/90-10/92	LHA

Engine	Information	S10	T10	T20 - T23	T22 - T25
All engines		7.0011			
All engines	+manual transmission		7.6107		
All engines	+automatic transmission		7.6250		
All engines	-> 01/05/92			7.1041 T20	
All engines	01/05/92 ->			7.1112 T20	

				ENGINE
1.6 XR2i	Petrol	76	03/89-03/93	LJD

Engine	Information	S10	T10	T20 - T23	T22 - T25
All engines		7.0011			
All engines	+manual transmission		7.6107		
All engines	+automatic transmission		7.6250		
All engines	-> 01/05/92			7.1041 T20	
All engines	01/05/92 ->			7.1112 T20	

				ENGINE
1.6 XR2i	Petrol	81	03/89-01/94	LJC

Engine	Information	S10	T10	T20 - T23	T22 - T25
All engines		7.0011			
All engines	+manual transmission		7.6107		
All engines	+automatic transmission		7.6250		
All engines	-> 01/05/92			7.1041 T20	
All engines	01/05/92 ->			7.1112 T20	

				ENGINE
1.8 16V	Petrol	77	02/92-12/95	RDB

Engine	Information	S10	T10	T20 - T23	T22 - T25
All engines	+manual transmission		7.6107		
All engines	-> 01/05/92			7.1041 T20	
All engines	01/05/92 ->			7.1112 T20	

				ENGINE
1.8 D	Diesel	44	03/89-02/96	RTC, RTD, RTG

Engine	Information	S10	T10	T20 - T23	T22 - T25
All engines		7.0011			
All engines	+manual transmission		7.6107		
All engines	+automatic transmission		7.6250		
All engines	-> 01/05/92			7.1041 T20	
All engines	01/05/92 ->			7.1112 T20	

				ENGINE
1.8 XR2i 16V	Petrol	96	02/92-12/95	RQC

Engine	Information	S10	T10	T20 - T23	T22 - T25
All engines	+manual transmission		7.6107		
All engines	-> 01/05/92			7.1041 T20	
All engines	01/05/92 ->			7.1112 T20	

FIESTA IV

				ENGINE
1.0 i	Petrol	38	02/97-09/99	ZH10JRB




Engine	Information	S10	T10	T20 - T23	T22 - T25
All engines		7.0011	7.6212		7.1188 T22
All engines	LHD			7.1041 T20	
All engines	RHD			7.1112 T20	

				ENGINE
1.2	Petrol	44	08/08-12/12	STJA, STJB

Engine	Information	S10	T10	T20 - T23	T22 - T25
All engines	COL:green, spanner size 24, switch press. 0.25 bar	7.0146			
All engines			7.6283	7.1231, 7.1237 T20, T23	7.1221, 7.1271 T22, T25

S10 OIL PRESSURE WARNING LIGHT SWITCH	T10 REVERSING LIGHT SWITCH	T20 BRAKE LIGHT SWITCH
T22 SWITCH CLUTCH CONTROL (CRUISE CONTROL)	T23 SWITCH BRAKE ACTUATION (ENGINE TIMING)	T25 SWITCH CLUTCH CONTROL (ENGINE CONTROL)

FUNCTIONS ON THE VEHICLE

Vehicle	alim.	kW	Date	Engine	 S10	 T10	 T20 - T23	 T22 - T25
---------	-------	----	------	--------	---	---	--	---

ENGINE				
1.2	Petrol	55	01/96-04/02	DHA, DHB, DHC, DHD, DHF, DHG

Engine	Information	S10	T10	T20 - T23	T22 - T25
All engines		7.0011			
All engines	aut., spanner size 19, thread M12x1.0		7.6243		
All engines	COL:black, LHD			7.1041 T20	

ENGINE				
1.25 i 16V	Petrol	55	08/95-01/02	DHA, DHB, DHC, DHD, DHE, DHF, DHG

Engine	Information	S10	T10	T20 - T23	T22 - T25
All engines		7.0011			7.1188 T22
All engines	aut., spanner size 19, thread M12x1.0		7.6243		
All engines	COL:black, LHD			7.1041 T20	
All engines	COL:black, Conn. nr. 2, RHD			7.1112 T20	

ENGINE				
1.3	Petrol	44	02/96-07/08	BAJA, J4C, J4J, J4L, J4Q, J4R, J4T

Engine	Information	S10	T10	T20 - T23	T22 - T25
Eng. J4C, J4J, J4L, J4Q, J4R, J4T		7.0011			7.1188 T25
Eng. BAJA		7.0145			
All engines	COL:white, spanner size 22, thread M16x1.5		7.6212		
Eng. J4C, J4J, J4L, J4Q, J4R, J4T	COL:black, LHD			7.1041 T20	
Eng. BAJA	-> 01/08/03			7.1111 T20	
Eng. J4C, J4J, J4L, J4Q, J4R, J4T	COL:black, Conn. nr. 2, RHD			7.1112 T20	
Eng. BAJA	01/09/03 ->			7.1231 T20	

ENGINE				
1.3 i	Petrol	37	08/95-01/02	JJA, JJC, JJE, JJJ, JJK, JJM

Engine	Information	S10	T10	T20 - T23	T22 - T25
All engines		7.0011			7.1188 T22
All engines	spanner size 19, thread M12x1.0		7.6243		
All engines	COL:black, LHD			7.1041 T20	
All engines	COL:black, Conn. nr. 2, RHD			7.1112 T20	

ENGINE				
1.3 i	Petrol	44	08/95-01/02	J4C, J4J, J4L, J4Q, J4R, J4T, JBC

Engine	Information	S10	T10	T20 - T23	T22 - T25
All engines		7.0011			
All engines	+manual transmission, COL:white, man., spanner size 22, thread M16x1.5		7.6212		
All engines	+automatic transmission, aut., spanner size 19, thread M12x1.0		7.6243		
All engines	COL:black, LHD			7.1041 T20	
All engines	COL:black, Conn. nr. 2, RHD			7.1112 T20	
Eng. JBC					7.1188 T22
Eng. J4C, J4J, J4L, J4Q, J4R, J4T					7.1188 T25

ENGINE				
1.4	Petrol	59	05/02-09/05	FXJA

Engine	Information	S10	T10	T20 - T23	T22 - T25
All engines		7.0011			
All engines	COL:white, spanner size 22, thread M16x1.5		7.6212		
All engines	-> 01/08/03			7.1111 T20	
All engines	01/09/03 ->			7.1231 T20	

ENGINE				
1.4	Petrol	66	08/98-04/02	FHA





Engine	Information	S10	T10	T20 - T23	T22 - T25
All engines		7.0011			
All engines	COL:white, spanner size 22, thread M16x1.5		7.6212		
All engines	COL:black, LHD			7.1041 T20	
All engines	COL:black, Conn. nr. 2, RHD			7.1112 T20	

ENGINE				
1.4	Petrol	71	10/08-12/12	SPJA, SPJC

Engine	Information	S10	T10	T20 - T23	T22 - T25
All engines	COL:green, spanner size 24, switch press. 0.25 bar	7.0146			

S10	OIL PRESSURE WARNING LIGHT SWITCH	T10	REVERSING LIGHT SWITCH	T20	BRAKE LIGHT SWITCH
T22	SWITCH CLUTCH CONTROL (CRUISE CONTROL)	T23	SWITCH BRAKE ACTUATION (ENGINE TIMING)	T25	SWITCH CLUTCH CONTROL (ENGINE CONTROL)

FUNCTIONS ON THE VEHICLE

Vehicle	alim.	kW	Date	Engine	 S10	 T10	 T20 - T23	 T22 - T25
ENGINE								
1.4	Petrol	71	10/08-12/12	SPJA, SPJC				
Engine	Information				S10	T10	T20 - T23	T22 - T25
All engines						7.6283	7.1231, 7.1237, T20, T23	7.1221, 7.1271, T22, T25
ENGINE								
1.4 i	Petrol	66	04/96-10/99	FHA				
Engine	Information				S10	T10	T20 - T23	T22 - T25
All engines					7.0011			
All engines	COL:white, man., spanner size 22, thread M16x1.5					7.6212		
All engines	aut., spanner size 19, thread M12x1.0					7.6243		
All engines	COL:black, LHD						7.1041 T20	
ENGINE								
1.4 i 16V	Petrol	66	04/96-01/02	FHA, FHE				
Engine	Information				S10	T10	T20 - T23	T22 - T25
All engines					7.0011			7.1188 T22
All engines	COL:white, spanner size 22, thread M16x1.5					7.6212		
All engines	COL:black, LHD						7.1041 T20	
All engines	COL:black, Conn. nr. 2, RHD						7.1112 T20	
ENGINE								
1.6 16V Sport	Petrol	76	02/00-01/02	L1T, L1V				
Engine	Information				S10	T10	T20 - T23	T22 - T25
All engines					7.0011			7.1188 T22
All engines	COL:white, spanner size 22, thread M16x1.5					7.6212		
All engines	COL:black, LHD						7.1041 T20	
All engines	COL:black, Conn. nr. 2, RHD						7.1112 T20	
ENGINE								
1.6 Ti-VCT	Petrol	88	10/08-12/12	HXJA, HXJB				
Engine	Information				S10	T10	T20 - T23	T22 - T25
All engines	COL:green, spanner size 24, switch press. 0.25 bar				7.0146			
All engines						7.6283	7.1231, 7.1237, T20, T23	7.1221, 7.1271, T22, T25
ENGINE								
1.8 D	Diesel	44	08/95-04/02	RTJ, RTK				
Engine	Information				S10	T10	T20 - T23	T22 - T25
All engines					7.0011			7.1188 T22
All engines	COL:white, spanner size 22, thread M16x1.5					7.6212		
All engines	COL:black, LHD						7.1041 T20	
All engines	COL:black, Conn. nr. 2, RHD						7.1112 T20	
ENGINE								
1.8 DI	Diesel	55	04/00-08/03	RTN, RTP, RTQ				
Engine	Information				S10	T10	T20 - T23	T22 - T25
All engines					7.0011			7.1188 T22
Eng. RTN, RTP	COL:black, spanner size 24, switch press. 0.4 bar				7.0145			
All engines	COL:white, man., spanner size 22, thread M16x1.5					7.6212		
Eng. RTN, RTP	aut., spanner size 19, thread M12x1.0					7.6243		
All engines	COL:black, LHD						7.1041 T20	
All engines	COL:black, Conn. nr. 2, RHD						7.1112 T20	
ENGINE								
D 1.8	Diesel	44	05/98-04/02	RTJ, RTK				
Engine	Information				S10	T10	T20 - T23	T22 - T25
All engines					7.0011			7.1188 T22
All engines	COL:white, spanner size 22, thread M16x1.5					7.6212		
All engines	COL:black, LHD						7.1041 T20	
All engines	COL:black, Conn. nr. 2, RHD						7.1112 T20	
ENGINE								
TD 1.8	Diesel	55	03/00-08/03	RTN, RTP, RTQ				
Engine	Information				S10	T10	T20 - T23	T22 - T25
All engines					7.0011			7.1188 T22
All engines	COL:white, spanner size 22, thread M16x1.5					7.6212		
All engines	COL:black, LHD						7.1041 T20	
All engines	COL:black, Conn. nr. 2, RHD						7.1112 T20	

S10	OIL PRESSURE WARNING LIGHT SWITCH	T10	REVERSING LIGHT SWITCH	T20	BRAKE LIGHT SWITCH
T22	SWITCH CLUTCH CONTROL (CRUISE CONTROL)	T23	SWITCH BRAKE ACTUATION (ENGINE TIMING)	T25	SWITCH CLUTCH CONTROL (ENGINE CONTROL)

FUNCTIONS ON THE VEHICLE

Vehicle	alim.	kW	Date	Engine	 S10	 T10	 T20 - T23	 T22 - T25
---------	-------	----	------	--------	---	---	--	---

FIESTA V

1.25 16V	Petrol	51	03/03-06/08	ENGINE M7JA, M7JB
----------	--------	----	-------------	----------------------

Engine	Information	S10	T10	T20 - T23	T22 - T25
All engines		7.0011			7.1140 T22
All engines	COL:white, spanner size 22, thread M16x1.5		7.6212		
All engines	-> 01/08/03			7.1111 T20	
All engines	01/09/03 ->			7.1231 T20	

1.25 16V	Petrol	55	05/02-06/08	ENGINE FUJA, FUJB
----------	--------	----	-------------	----------------------

Engine	Information	S10	T10	T20 - T23	T22 - T25
All engines		7.0011			
All engines	-> 01/01/07, COL:white, spanner size 22, thread M16x1.5		7.6212		
All engines	01/02/07 ->		7.6283		
All engines	-> 01/10/04			7.1111, 7.1137 T20, T23	
All engines	01/11/04 ->			7.1231, 7.1237 T20, T23	

1.3	Petrol	44	11/01-06/08	ENGINE BAJA
-----	--------	----	-------------	----------------

Engine	Information	S10	T10	T20 - T23	T22 - T25
All engines		7.0145			7.1140 T22
All engines	COL:white, spanner size 22, thread M16x1.5		7.6212		
All engines	-> 01/08/03			7.1111 T20	
All engines	01/09/03 ->			7.1231 T20	

1.3	Petrol	51	11/01-06/08	ENGINE A9JA, A9JB
-----	--------	----	-------------	----------------------

Engine	Information	S10	T10	T20 - T23	T22 - T25
All engines		7.0145			7.1140 T22
All engines	COL:white, spanner size 22, thread M16x1.5		7.6212		
All engines	-> 01/08/03, -> 01/11/04, -> 15/11/04			7.1111 T20	
Eng. A9JB	+cruise control, -> 15/11/04			7.1137 T20	
Eng. A9JA	-> 01/11/04			7.1137 T23	
All engines	01/09/03 ->, 01/12/04 ->, 15/11/04 ->			7.1231 T20	
Eng. A9JB	+cruise control, 15/11/04 ->			7.1237 T20	
Eng. A9JA	01/12/04 ->			7.1237 T23	

1.4 16V	Petrol	59	11/01-06/08	ENGINE FXJA, FXJB
---------	--------	----	-------------	----------------------

Engine	Information	S10	T10	T20 - T23	T22 - T25
All engines		7.0011			7.1140 T22
All engines	COL:white, spanner size 22, thread M16x1.5		7.6212		
All engines	-> 01/08/03			7.1111 T20	
All engines	01/09/03 ->			7.1231 T20	

1.4 TDCi	Diesel	50	11/01-12/10	ENGINE F6JA, F6JB
----------	--------	----	-------------	----------------------

Engine	Information	S10	T10	T20 - T23	T22 - T25
All engines		7.0130			7.1140 T22
All engines	COL:white, spanner size 22, thread M16x1.5		7.6212		
All engines	-> 01/08/03			7.1111 T20	
All engines	01/09/03 ->			7.1231 T20	





1.6 16V	Petrol	74	11/01-06/08	ENGINE FYJA, FYJB
---------	--------	----	-------------	----------------------

Engine	Information	S10	T10	T20 - T23	T22 - T25
All engines		7.0011			7.1140 T22
All engines	COL:white, spanner size 22, thread M16x1.5		7.6212		
All engines	-> 01/08/03			7.1111 T20	
All engines	01/09/03 ->			7.1231 T20	

1.6 TDCi	Diesel	66	11/04-09/09	ENGINE HHJA, HHJB, HHJD
----------	--------	----	-------------	----------------------------

Engine	Information	S10	T10	T20 - T23	T22 - T25
All engines		7.0130	7.6283	7.1231, 7.1237 T20, T23	
Eng. HHJA, HHJB	COL:white, spanner size 22, thread M16x1.5		7.6212		
Eng. HHJA, HHJB					7.1140 T22

S10 OIL PRESSURE WARNING LIGHT SWITCH	T10 REVERSING LIGHT SWITCH	T20 BRAKE LIGHT SWITCH
T22 SWITCH CLUTCH CONTROL (CRUISE CONTROL)	T23 SWITCH BRAKE ACTUATION (ENGINE TIMING)	T25 SWITCH CLUTCH CONTROL (ENGINE CONTROL)

				FUNCTIONS ON THE VEHICLE				
Vehicle	alim.	kW	Date	Engine	 S10	 T10	 T20 - T23	 T22 - T25

				ENGINE
ST150	Petrol	110	03/05-06/08	N4JB

Engine	Information	S10	T10	T20 - T23	T22 - T25
All engines	COL:green, spanner size 24, switch press. 0.25 bar	7.0146			
All engines	COL:white, spanner size 22, thread M16x1.5		7.6212		
All engines				7.1231 T20	7.1140 T22

				ENGINE
1.0	Petrol	48	01/13->	XMJA, XMJB, XMJC, XMJD

Engine	Information	S10	T10	T20 - T23	T22 - T25
All engines	COL:green, spanner size 24, switch press. 0.25 bar	7.0146			
All engines			7.6283	7.1231, T20, 7.1237	7.1221, T22, 7.1236

				ENGINE
1.0	Petrol	59	10/12->	P4JA, P4JB, P4JC, P4JD

Engine	Information	S10	T10	T20 - T23	T22 - T25
All engines	COL:green, spanner size 24, switch press. 0.25 bar	7.0146			
All engines			7.6283	7.1231, T20, 7.1237	7.1221, T22, 7.1236

				ENGINE
1.0 EcoBoost	Petrol	103	05/14->	YYJA, YYJB

Engine	Information	S10	T10	T20 - T23	T22 - T25
All engines	COL:green, spanner size 24, switch press. 0.25 bar	7.0146			
All engines			7.6283	7.1231, T20, 7.1237	7.1221, T22, 7.1236

				ENGINE
1.0 EcoBoost	Petrol	74	01/13->	SFJA, SFJB, SFJC, SFJD

Engine	Information	S10	T10	T20 - T23	T22 - T25
All engines	COL:green, spanner size 24, switch press. 0.25 bar	7.0146			
All engines			7.6283	7.1231, T20, 7.1237	7.1221, T22, 7.1236

				ENGINE
1.0 EcoBoost	Petrol	92	09/12->	M1JE, M1JH

Engine	Information	S10	T10	T20 - T23	T22 - T25
All engines	COL:green, spanner size 24, switch press. 0.25 bar	7.0146			
All engines	ext.thread M16 x 1 mm, man 6 speed, t.tnr. B6		7.6267		
All engines	ext.thread M16 x 1, 5 mm, man 5 speed, t.tnr. IB5		7.6283		
All engines	COL:black, see connection type			7.1231 T20	
All engines	COL:light blue, COL:white, see connection type			7.1237 T20	
All engines				7.1237 T23	7.1221 T25
All engines	see connection type				7.1221 T22
All engines	no specific info conc. application available, see connection type				7.1236, 7.1271 T22

				ENGINE
1.0 Sport	Petrol	103	05/14->	YYJA, YYJB

Engine	Information	S10	T10	T20 - T23	T22 - T25
All engines	COL:green, spanner size 24, switch press. 0.25 bar	7.0146			
All engines			7.6283	7.1231, T20, 7.1237	7.1221, T22, 7.1236

				ENGINE
1.2 LPG	Petrol/ Petro- leum Gas (LPG)	44	01/11->	STJB

Engine	Information	S10	T10	T20 - T23	T22 - T25
All engines	COL:green, spanner size 24, switch press. 0.25 bar	7.0146			
All engines			7.6283	7.1231, T20, 7.1237	7.1221 T25
All engines	01/03/12->				7.1236 T22
All engines	-> 01/02/12				7.1271 T22

				ENGINE
1.2 LPG	Petrol/ Petro- leum Gas (LPG)	60	10/12->	SNJB, SNJC, SNJD

Engine	Information	S10	T10	T20 - T23	T22 - T25
All engines	COL:green, spanner size 24, switch press. 0.25 bar	7.0146			
All engines			7.6283	7.1231, T20, 7.1237	7.1221, T22, 7.1236

S10	OIL PRESSURE WARNING LIGHT SWITCH	T10	REVERSING LIGHT SWITCH	T20	BRAKE LIGHT SWITCH
T22	SWITCH CLUTCH CONTROL (CRUISE CONTROL)	T23	SWITCH BRAKE ACTUATION (ENGINE TIMING)	T25	SWITCH CLUTCH CONTROL (ENGINE CONTROL)

FUNCTIONS ON THE VEHICLE

Vehicle	alim.	kW	Date	Engine	 S10	 T10	 T20 - T23	 T22 - T25
---------	-------	----	------	--------	---	---	--	---

ENGINE				
1.25	Petrol	44	06/08->	STJA, STJB, STJC, STJD

Engine	Information	S10	T10	T20 - T23	T22 - T25
All engines	COL:green, spanner size 24, switch press. 0.25 bar	7.0146			
Eng. STJB	man 6 speed, no specific info conc. application available, t.tnr. B6		7.6267		
All engines	man 5 speed, no specific info conc. application available, t.tnr. IB5		7.6283		
All engines	COL:black, see connection type			7.1231 T20	
Eng. STJB	COL:light blue, COL:white, see connection type			7.1237 T20	
All engines				7.1237 T23	7.1221 T25
Eng. STJB	see connection type				7.1221 T22
Eng. STJB	no specific info conc. application available, see connection type				7.1236 T22
All engines	no specific info conc. application available, see connection type				7.1271 T22

ENGINE				
1.25	Petrol	60	06/08->	SNJA, SNJB, SNJC, SNJD

Engine	Information	S10	T10	T20 - T23	T22 - T25
All engines	COL:green, spanner size 24, switch press. 0.25 bar	7.0146			
All engines			7.6283	7.1231, 7.1237 T20, T23	7.1221, 7.1271 T22, T25

ENGINE				
1.4	Petrol	66	10/08->	--

Engine	Information	S10	T10	T20 - T23	T22 - T25
All engines		7.0146			
All engines	man 6 speed, no specific info conc. application available, t.tnr. B6		7.6267		
All engines	man 5 speed, no specific info conc. application available, t.tnr. IB5		7.6283		
All engines	COL:black, see connection type			7.1231 T20	
All engines	COL:light blue, COL:white, see connection type			7.1237 T20	
All engines	see connection type				7.1221 T22
All engines	no specific info conc. application available, see connection type				7.1236, 7.1271 T22

ENGINE				
1.4	Petrol	70	06/08->	--, M6JA

Engine	Information	S10	T10	T20 - T23	T22 - T25
All engines	COL:green, spanner size 24, switch press. 0.25 bar	7.0146			
Eng. --	man 6 speed, no specific info conc. application available, t.tnr. B6		7.6267		
All engines	man 5 speed, no specific info conc. application available, t.tnr. IB5		7.6283		
All engines	COL:black, see connection type			7.1231 T20	
Eng. --	COL:light blue, COL:white, see connection type			7.1237 T20	
Eng. M6JA				7.1237 T23	7.1221 T25
Eng. --	see connection type				7.1221 T22
All engines	01/03/12 ->, no specific info conc. application available, see connection type				7.1236 T22
All engines	-> 01/02/12, no specific info conc. application available, see connection type				7.1271 T22

ENGINE				
1.4	Petrol	71	06/08->	SPJA, SPJC, SPJE

Engine	Information	S10	T10	T20 - T23	T22 - T25
All engines	COL:green, spanner size 24, switch press. 0.25 bar	7.0146			
All engines			7.6283	7.1231, 7.1237 T20, T23	7.1221, 7.1271 T22, T25

ENGINE				
1.4 LPG	Petrol/Petroleum Gas (LPG)	68	01/09->	RTJA, RTJB, RTJD





Engine	Information	S10	T10	T20 - T23	T22 - T25
All engines	COL:green, spanner size 24, switch press. 0.25 bar	7.0146			
All engines			7.6283	7.1231, 7.1237 T20, T23	7.1221, 7.1271 T22, T25

ENGINE				
1.4 LPG	Petrol/Petroleum Gas (LPG)	71	01/09->	RTJA, RTJB, RTJD

Engine	Information	S10	T10	T20 - T23	T22 - T25
All engines	COL:green, spanner size 24, switch press. 0.25 bar	7.0146			

S10 OIL PRESSURE WARNING LIGHT SWITCH	T10 REVERSING LIGHT SWITCH	T20 BRAKE LIGHT SWITCH
T22 SWITCH CLUTCH CONTROL (CRUISE CONTROL)	T23 SWITCH BRAKE ACTUATION (ENGINE TIMING)	T25 SWITCH CLUTCH CONTROL (ENGINE CONTROL)

FUNCTIONS ON THE VEHICLE

Vehicle	alim.	kW	Date	Engine	 S10	 T10	 T20 - T23	 T22 - T25
ENGINE								
1.4 LPG	Petrol/ Petro- leum Gas (LPG)	71	01/09->	RTJA, RTJB, RTJD				
ENGINE								
All engines					S10	T10	T20 - T23	T22 - T25
					7.0130	7.6283	7.1231, 7.1237	T20, T23 7.1221, 7.1236 T22, T25
ENGINE								
1.4 TDCi	Diesel	50	01/09->	F6JB, F6JD				
ENGINE								
All engines					S10	T10	T20 - T23	T22 - T25
					7.0130	7.6283	7.1231, 7.1237	T20, T23 7.1221, 7.1271 T22, T25
ENGINE								
1.4 TDCi	Diesel	51	07/10->	F6JD, KVJA				
ENGINE								
All engines					S10	T10	T20 - T23	T22 - T25
					7.0130	7.6283	7.1231, 7.1237	T20, T23 7.1221, 7.1271 T22, T25
ENGINE								
1.5 TDCi	Diesel	55	09/12->	UGJC, XUJA, XUJB				
ENGINE								
All engines					S10	T10	T20 - T23	T22 - T25
					7.0130	7.6283	7.1231, 7.1237	T20, T23 7.1221, 7.1236 T22, T25
ENGINE								
1.5 TDCi	Diesel	70	05/15->	XVJB, XVJC				
ENGINE								
All engines					S10	T10	T20 - T23	T22 - T25
					7.0130	7.6283	7.1231, 7.1237	T20, T23 7.1221, 7.1236 T22, T25
ENGINE								
1.6	Petrol	62	03/15->	XTJA				
ENGINE								
All engines					S10	T10	T20 - T23	T22 - T25
					7.0146			
All engines						7.6283	7.1231, 7.1237	T20, T23 7.1221, 7.1236 T22, T25
ENGINE								
1.6 EcoBoost	Petrol	118	01/13->	--				
ENGINE								
All engines					S10	T10	T20 - T23	T22 - T25
					7.0146			
All engines						7.6267		
All engines						7.6283		
All engines							7.1231	T20
All engines							7.1237	T20
All engines								7.1221
All engines								7.1236, 7.1271 T22
ENGINE								
1.6 ST	Petrol	134	03/13->	JTJA, JTJB				
ENGINE								
All engines					S10	T10	T20 - T23	T22 - T25
					7.0146			
All engines						7.6267	7.1231, 7.1237	T20, T23 7.1221, 7.1271 T22, T25
ENGINE								
1.6 ST200	Petrol	147	04/16->	JTJC				
ENGINE								
All engines					S10	T10	T20 - T23	T22 - T25
					7.0146			
All engines						7.6267	7.1231, 7.1237	T20, T23 7.1221, 7.1271 T22, T25
ENGINE								
1.6 TDCi	Diesel	55	06/08->	HHJF, UBJA				
ENGINE								
All engines					S10	T10	T20 - T23	T22 - T25
					7.0130	7.6283	7.1231, 7.1237	T20, T23 7.1221, 7.1271 T22, T25
ENGINE								
1.6 TDCi	Diesel	66	06/08->	HHJC, HHJD, HHJE				
ENGINE								
All engines					S10	T10	T20 - T23	T22 - T25
					7.0130	7.6283	7.1231, 7.1237	T20, T23 7.1221, 7.1271 T22, T25

S10	OIL PRESSURE WARNING LIGHT SWITCH	T10	REVERSING LIGHT SWITCH	T20	BRAKE LIGHT SWITCH
T22	SWITCH CLUTCH CONTROL (CRUISE CONTROL)	T23	SWITCH BRAKE ACTUATION (ENGINE TIMING)	T25	SWITCH CLUTCH CONTROL (ENGINE CONTROL)

FUNCTIONS ON THE VEHICLE

Vehicle	alim.	kW	Date	Engine	 S10	 T10	 T20 - T23	 T22 - T25
---------	-------	----	------	--------	---	---	--	---

ENGINE				
1.6 TDCi	Diesel	70	02/10->	T3JA, TZJA, TZJB

Engine	Information	S10	T10	T20 - T23	T22 - T25
All engines		7.0130	7.6283	7.1231, 7.1237, T20, T23	7.1221, 7.1271, T22, T25

ENGINE				
1.6 TDCi SOHC	Diesel	55	02/10->	--

Engine	Information	S10	T10	T20 - T23	T22 - T25
All engines		7.0130	7.6283		
All engines	COL:black, see connection type			7.1231 T20	
All engines	COL:light blue, COL:white, see connection type			7.1237 T20	
All engines	see connection type				7.1221 T22
All engines	no specific info conc. application available, see connection type				7.1236, 7.1271 T22

ENGINE				
1.6 Ti	Petrol	62	09/12->	--

Engine	Information	S10	T10	T20 - T23	T22 - T25
All engines		7.0146			
All engines	ext.thread M16 x 1 mm, man 6 speed, t.tnr. B6		7.6267		
All engines	ext.thread M16 x 1,5 mm, man 5 speed, t.tnr. IB5		7.6283		
All engines	COL:black, see connection type			7.1231 T20	
All engines	COL:light blue, COL:white, see connection type			7.1237 T20	
All engines	see connection type				7.1221 T22
All engines	no specific info conc. application available, see connection type				7.1236, 7.1271 T22

ENGINE				
1.6 Ti	Petrol	77	09/12->	IQJA, IQJC, IQJE

Engine	Information	S10	T10	T20 - T23	T22 - T25
All engines	COL:green, spanner size 24, switch press. 0.25 bar	7.0146			
All engines			7.6283	7.1231, 7.1237, T20, T23	7.1221, 7.1236, T22, T25

ENGINE				
1.6 Ti	Petrol	88	06/08->	HXJA, HXJB, HXJE

Engine	Information	S10	T10	T20 - T23	T22 - T25
All engines	COL:green, spanner size 24, switch press. 0.25 bar	7.0146			
Eng. HXJA, HXJB	ext.thread M16 x 1 mm, man 6 speed, t.tnr. B6		7.6267		
All engines	ext.thread M16 x 1,5 mm, man 5 speed, t.tnr. IB5		7.6283		
All engines	COL:black, see connection type			7.1231 T20	
Eng. HXJA, HXJB	COL:light blue, COL:white, see connection type			7.1237 T20	
All engines				7.1237 T23	7.1221 T25
Eng. HXJA, HXJB	see connection type				7.1221 T22
Eng. HXJA, HXJB	no specific info conc. application available, see connection type				7.1236 T22
All engines	no specific info conc. application available, see connection type				7.1271 T22

ENGINE				
1.6 Ti	Petrol	99	12/10->	U5JA

Engine	Information	S10	T10	T20 - T23	T22 - T25
All engines	COL:green, spanner size 24, switch press. 0.25 bar	7.0146			
All engines			7.6283	7.1231, 7.1237, T20, T23	7.1221 T25
All engines	+start-stop function, 01/03/12 ->				7.1236 T22
All engines	-> 01/02/12, 01/03/12 ->, -start-stop function				7.1271 T22

ENGINE				
1.6 Ti-VCT [ExtraEU]	Petrol	88	03/15->	HXJB, HXJE

Engine	Information	S10	T10	T20 - T23	T22 - T25
All engines	COL:green, spanner size 24, switch press. 0.25 bar	7.0146			
All engines				7.1231, 7.1237, T20, T23	

FIESTA VII

ENGINE				
1.0 EcoBoost	Petrol	103	06/17->	YYJE

Engine	Information	S10	T10	T20 - T23	T22 - T25
All engines	COL:green, spanner size 24, switch press. 0.25 bar	7.0146			
All engines	t.tnr. B6		7.6267		
All engines	t.tnr. 6MX65		7.6283		
All engines				7.1245 T20	7.1221, 7.1236, T22, T25

S10 OIL PRESSURE WARNING LIGHT SWITCH	T10 REVERSING LIGHT SWITCH	T20 BRAKE LIGHT SWITCH
T22 SWITCH CLUTCH CONTROL (CRUISE CONTROL)	T23 SWITCH BRAKE ACTUATION (ENGINE TIMING)	T25 SWITCH CLUTCH CONTROL (ENGINE CONTROL)

Vehicle	alim.	kW	Date	Engine	FUNCTIONS ON THE VEHICLE			
					S10	T10	T20 - T23	T22 - T25

ENGINE				
1.0 EcoBoost	Petrol	74	01/17->	SFJE, SFJF, SFJH, SFJJ, SFJK, SFJN, SFJP

Engine	Information	S10	T10	T20 - T23	T22 - T25
All engines	COL:green, spanner size 24, switch press. 0.25 bar	7.0146			
All engines	t.tnr. B6		7.6267		
All engines	t.tnr. 6MX65		7.6283		
All engines				7.1245 T20	7.1221, 7.1236 T22, T25

ENGINE				
1.0 EcoBoost	Petrol	92	01/17->	M1JL, M1JM

Engine	Information	S10	T10	T20 - T23	T22 - T25
All engines	COL:green, spanner size 24, switch press. 0.25 bar	7.0146			
All engines	t.tnr. B6		7.6267		
All engines	t.tnr. 6MX65		7.6283		
All engines				7.1245 T20	7.1221, 7.1236 T22, T25

ENGINE				
1.1	Petrol	52	01/17->	XPJA

Engine	Information	S10	T10	T20 - T23	T22 - T25
All engines	COL:green, spanner size 24, switch press. 0.25 bar	7.0146			
All engines			7.6283	7.1245 T20	7.1221, 7.1236 T22, T25

ENGINE				
1.1	Petrol	63	01/17->	XYJA, XYJB, XYJC

Engine	Information	S10	T10	T20 - T23	T22 - T25
All engines	COL:green, spanner size 24, switch press. 0.25 bar	7.0146			
All engines			7.6283	7.1245 T20	7.1221, 7.1236 T22, T25

ENGINE				
1.5 ST EcoBoost	Petrol	147	04/18->	YZJA

Engine	Information	S10	T10	T20 - T23	T22 - T25
All engines	t.tnr. B6		7.6267		
All engines			7.6283	7.1245 T20	7.1221, 7.1236 T22, T25

ENGINE				
1.5 TDCi	Diesel	63	01/17->	XUJC, XUJD, XUJE, XUJF, XUJG, XUJK, XUJL, XUJM, XUJN

Engine	Information	S10	T10	T20 - T23	T22 - T25
All engines	t.tnr. B6		7.6267		
All engines			7.6283	7.1245 T20	7.1221, 7.1236 T22, T25

ENGINE				
1.5 TDCi	Diesel	88	01/17->	XWJA, XWJB, XWJC

Engine	Information	S10	T10	T20 - T23	T22 - T25
All engines	t.tnr. B6		7.6267		
All engines			7.6283	7.1245 T20	7.1221, 7.1236 T22, T25

FOCUS C-MAX

ENGINE				
1.6	Petrol	74	10/03-03/07	HWDA, HWDB, SHDA, SHDB, SHDC

Engine	Information	S10	T10	T20 - T23	T22 - T25
All engines	-> 01/06/04	7.0011			
All engines	01/07/04 ->, COL:green, spanner size 24, switch press. 0.25 bar	7.0146			
All engines			7.6267	7.1231 T20	
Eng. HWDA, HWDB					7.1221 T22
Eng. HWDA, HWDB	safety switch				7.1271 T22

ENGINE				
1.6 TDCi	Diesel	66	02/05-03/07	HHDA, HHDB

Engine	Information	S10	T10	T20 - T23	T22 - T25
All engines		7.0130		7.1231 T20	7.1221 T22
All engines	with cable		7.6242		
All engines	safety switch				7.1271 T22

S10	OIL PRESSURE WARNING LIGHT SWITCH	T10	REVERSING LIGHT SWITCH	T20	BRAKE LIGHT SWITCH
T22	SWITCH CLUTCH CONTROL (CRUISE CONTROL)	T23	SWITCH BRAKE ACTUATION (ENGINE TIMING)	T25	SWITCH CLUTCH CONTROL (ENGINE CONTROL)

FUNCTIONS ON THE VEHICLE

Vehicle	alim.	kW	Date	Engine	 S10	 T10	 T20 - T23	 T22 - T25
---------	-------	----	------	--------	---	---	--	---

ENGINE				
1.6 TDCi	Diesel	80	10/03-03/07	G8DA, G8DB, G8DD, G8DE, G8DF

Engine	Information	S10	T10	T20 - T23	T22 - T25
All engines		7.0130		7.1231 T20	
All engines	with cable		7.6242		
Eng. G8DA, G8DB					7.1221 T22
Eng. G8DA, G8DB	safety switch				7.1271 T22

ENGINE				
1.6 Ti	Petrol	85	08/04-03/07	HXDA, HXDB, SIDA

Engine	Information	S10	T10	T20 - T23	T22 - T25
All engines	COL:green, spanner size 24, switch press. 0.25 bar	7.0146			
All engines			7.6267	7.1231 T20	
Eng. HXDA, SIDA					7.1221 T22
Eng. HXDA, SIDA	safety switch				7.1271 T22

ENGINE				
1.8	Petrol	88	10/03-03/07	CSDA, CSDB

Engine	Information	S10	T10	T20 - T23	T22 - T25
All engines	COL:green, spanner size 24, switch press. 0.25 bar	7.0146			
All engines	COL:white, spanner size 22, thread M16x1.5		7.6212		
All engines				7.1231 T20	7.1221 T22
All engines	safety switch				7.1271 T22

ENGINE				
1.8	Petrol	90	09/05-03/07	QQDC

Engine	Information	S10	T10	T20 - T23	T22 - T25
All engines	COL:green, spanner size 24, switch press. 0.25 bar	7.0146			
All engines	COL:white, spanner size 22, t.tnr. B5/IB5, thread M16x1.5		7.6212		
All engines	t.tnr. MTX5, with cable		7.6242		
All engines				7.1231, 7.1237 T20, T23	7.1221, 7.1271 T22, T25

ENGINE				
1.8	Petrol	92	04/04-03/07	Q7DA, QQDA, QQDB

Engine	Information	S10	T10	T20 - T23	T22 - T25
All engines	COL:green, spanner size 24, switch press. 0.25 bar	7.0146			
All engines	COL:white, conn.shape : triangular, man 5 speed, spanner size 22, t.tnr. B5/IB5, thread M16x1.5		7.6212		
Eng. Q7DA	man 5 speed, t.tnr. MTX75		7.6242		
Eng. Q7DA	man 6 speed, t.tnr. MMT6		7.6267		
Eng. Q7DA	man 6 speed, t.tnr. M66		7.6272		
Eng. Q7DA	conn.shape : rectangular, man 5 speed, t.tnr. B5/IB5		7.6283		
All engines				7.1231 T20	7.1221 T22
Eng. Q7DA	+cruise control			7.1237 T20	
All engines	safety switch				7.1271 T22

ENGINE				
1.8 Flexifuel	Petrol/Ethanol	92	01/06-03/07	Q7DA

Engine	Information	S10	T10	T20 - T23	T22 - T25
All engines	COL:green, spanner size 24, switch press. 0.25 bar	7.0146			
All engines			7.6272	7.1231 T20	7.1221 T22
All engines	safety switch				7.1271 T22

ENGINE				
1.8 TDCi	Diesel	85	01/05-03/07	KKDA, KKDB

Engine	Information	S10	T10	T20 - T23	T22 - T25
All engines	COL:green, spanner size 24, switch press. 0.25 bar	7.0146			
All engines	COL:white, spanner size 22, thread M16x1.5		7.6212		
All engines				7.1231 T20	
Eng. KKDA					7.1221 T22
Eng. KKDA	safety switch				7.1271 T22

ENGINE				
2.0	Petrol	107	03/04-03/07	AODA, AODB, AODE, SYDA

Engine	Information	S10	T10	T20 - T23	T22 - T25
All engines	COL:green, spanner size 24, switch press. 0.25 bar	7.0146			
All engines	-> 01/03/07, COL:white, spanner size 22, t.tnr. B5/IB5, thread M16x1.5		7.6212		
All engines	t.tnr. MTX75, with cable		7.6242		

S10	OIL PRESSURE WARNING LIGHT SWITCH	T10	REVERSING LIGHT SWITCH	T20	BRAKE LIGHT SWITCH
T22	SWITCH CLUTCH CONTROL (CRUISE CONTROL)	T23	SWITCH BRAKE ACTUATION (ENGINE TIMING)	T25	SWITCH CLUTCH CONTROL (ENGINE CONTROL)

Vehicle	alim.	kW	Date	Engine	FUNCTIONS ON THE VEHICLE			
					S10	T10	T20 - T23	T22 - T25

2.0 Petrol **107** 03/04-03/07 **ENGINE**
AODA, AODB, AODE, SYDA

Engine	Information	S10	T10	T20 - T23	T22 - T25
All engines	01/04/07 ->, t.nr. B5/IB5		7.6283		
All engines				7.1231, 7.1237, T20, T23	7.1221, 7.1271, T22, T25

2.0 TDCi Diesel **100** 10/03-03/07 **ENGINE**
G6DA, G6DB, G6DD, G6DG

Engine	Information	S10	T10	T20 - T23	T22 - T25
All engines		7.0130		7.1231, T20	7.1221, T22
All engines	COL:white, spanner size 22, thread M16x1.5		7.6212		
All engines	safety switch				7.1271, T22

2.0 TDCi Diesel **98** 10/03-03/07 **ENGINE**
G6DC, G6DE, G6DF

Engine	Information	S10	T10	T20 - T23	T22 - T25
All engines		7.0130		7.1231, 7.1237, T20, T23	7.1221, 7.1271, T22, T25
All engines	t.nr. MMT6		7.6267		
All engines	t.nr. M66		7.6272		

FOCUS I

1.4 Petrol **55** 08/98-03/05 **ENGINE**
FXDA, FXDB, FXDC, FXDD

Engine	Information	S10	T10	T20 - T23	T22 - T25
All engines		7.0011		7.1111, T20	7.1137, T22
All engines	+cruise control				7.1140, T25
All engines	-cruise control				7.1171, T25

1.4 16V Petrol **55** 10/98-09/99 **ENGINE**
FXDA

Engine	Information	S10	T10	T20 - T23	T22 - T25
All engines		7.0011		7.1111, T20	
All engines	man 5 speed, man 6 speed, t.nr. B5/IB5, t.nr. GETRAG 285		7.6212		
All engines	15/12/98 ->, man 5 speed, t.nr. MTX75		7.6242		
All engines	with control switch			7.1137, T20	
All engines	+cruise control				7.1140, T22
All engines	-cruise control				7.1171, T22

1.6 Petrol **74** 08/98-04/05 **ENGINE**
FYDA, FYDB, FYDC, FYDD, FYDH

Engine	Information	S10	T10	T20 - T23	T22 - T25
All engines		7.0011		7.1111, T20	7.1137, T22
All engines	COL:white, spanner size 22, thread M16x1.5		7.6212		
All engines	with cable		7.6242		
All engines	+cruise control				7.1140, T25
All engines	-cruise control				7.1171, T25

1.6 16V Petrol **66** 02/01-11/04 **ENGINE**
--




Engine	Information	S10	T10	T20 - T23	T22 - T25
All engines		7.0145		7.1111, T20	
All engines	man 5 speed, man 6 speed, t.nr. B5/IB5, t.nr. GETRAG 285		7.6212		
All engines	man 5 speed, t.nr. MTX75		7.6242		
All engines	with control switch			7.1137, T20	
All engines	+cruise control				7.1140, T22
All engines	-cruise control				7.1171, T22

1.6 16V Flexifuel Petrol/Ethanol **75** 01/02-11/04 **ENGINE**
FYDH

Engine	Information	S10	T10	T20 - T23	T22 - T25
All engines		7.0011		7.1111, T20	7.1137, T22
All engines	COL:white, spanner size 22, thread M16x1.5		7.6212		
All engines	with cable		7.6242		
All engines	+cruise control				7.1140, T25
All engines	-cruise control				7.1171, T25

S10 OIL PRESSURE WARNING LIGHT SWITCH	T10 REVERSING LIGHT SWITCH	T20 BRAKE LIGHT SWITCH
T22 SWITCH CLUTCH CONTROL (CRUISE CONTROL)	T23 SWITCH BRAKE ACTUATION (ENGINE TIMING)	T25 SWITCH CLUTCH CONTROL (ENGINE CONTROL)

FUNCTIONS ON THE VEHICLE

Vehicle	alim.	kW	Date	Engine	 S10	 T10	 T20 - T23	 T22 - T25
---------	-------	----	------	--------	---	---	--	---

ENGINE				
1.6 TDCi	Diesel	70	01/11->	T3DA, T3DB

Engine	Information	S10	T10	T20 - T23	T22 - T25
All engines		7.0130	7.6267	7.1245 T20	7.1221, 7.1236 T22, T25

ENGINE				
1.8	Petrol	85	08/98-04/05	EYDB, EYDC, EYDD, EYDE, EYDF, EYDG, EYDI, EYDJ, EYDL

Engine	Information	S10	T10	T20 - T23	T22 - T25
All engines	COL:black, spanner size 24, switch press. 0.4 bar	7.0145			
All engines	COL:white, spanner size 22, thread M16x1.5		7.6212		
All engines	with cable		7.6242		
All engines				7.1111 T20	7.1137 T22
All engines	+cruise control				7.1140 T25
All engines	-cruise control				7.1171 T25

ENGINE				
1.8 16V BiFuel	Petrol/ Petroleum Gas (LPG)	85	09/02-07/04	EYDB, EYDC, EYDD, EYDE, EYDF, EYDG, EYDI, EYDJ, EYDL

Engine	Information	S10	T10	T20 - T23	T22 - T25
All engines	COL:black, spanner size 24, switch press. 0.4 bar	7.0145			
All engines	COL:white, spanner size 22, thread M16x1.5		7.6212		
All engines	with cable		7.6242		
All engines				7.1111 T20	7.1137 T22
All engines	+cruise control				7.1140 T25
All engines	-cruise control				7.1171 T25

ENGINE				
1.8 BiFuel	Petrol/ Petroleum Gas (LPG)	82	02/03-01/05	EYDL

Engine	Information	S10	T10	T20 - T23	T22 - T25
All engines		7.0145		7.1111 T20	7.1137 T22
All engines	COL:white, spanner size 22, thread M16x1.5		7.6212		
All engines	with cable		7.6242		
All engines	+cruise control				7.1140 T25
All engines	-cruise control				7.1171 T25

ENGINE				
1.8 BiFuel	Petrol/ Petroleum Gas (LPG)	85	09/02-07/04	EYDD

Engine	Information	S10	T10	T20 - T23	T22 - T25
All engines		7.0145		7.1111 T20	7.1137 T22
All engines	COL:white, spanner size 22, thread M16x1.5		7.6212		
All engines	with cable		7.6242		
All engines	+cruise control				7.1140 T25
All engines	-cruise control				7.1171 T25

ENGINE				
1.8 DI / TDDi	Diesel	55	08/99-11/04	BHDA, BHDB

Engine	Information	S10	T10	T20 - T23	T22 - T25
All engines	-> 01/09/03, COL:black, spanner size 24, switch press. 0.4 bar	7.0145			
All engines	01/10/03 ->, COL:green, spanner size 24, switch press. 0.25 bar	7.0146			
All engines	COL:white, spanner size 22, thread M16x1.5		7.6212		
All engines	with cable		7.6242		
All engines				7.1111 T20	7.1137 T22
All engines	+cruise control				7.1140 T25
All engines	-cruise control				7.1171 T25

ENGINE				
1.8 TDCi	Diesel	74	08/02-03/05	FFDA

Engine	Information	S10	T10	T20 - T23	T22 - T25
All engines	COL:green, spanner size 24, switch press. 0.25 bar	7.0146			
All engines	COL:white, spanner size 22, thread M16x1.5		7.6212		
All engines	with cable		7.6242		

S10 OIL PRESSURE WARNING LIGHT SWITCH	T10 REVERSING LIGHT SWITCH	T20 BRAKE LIGHT SWITCH
T22 SWITCH CLUTCH CONTROL (CRUISE CONTROL)	T23 SWITCH BRAKE ACTUATION (ENGINE TIMING)	T25 SWITCH CLUTCH CONTROL (ENGINE CONTROL)

FUNCTIONS ON THE VEHICLE

Vehicle	alim.	kW	Date	Engine	 S10	 T10	 T20 - T23	 T22 - T25
---------	-------	----	------	--------	---	---	--	---

				ENGINE
1.8 TDCi	Diesel	74	08/02-03/05	FFDA

Engine	Information	S10	T10	T20 - T23	T22 - T25
All engines				7.1111 T20	7.1137 T22
All engines	+cruise control				7.1140 T25
All engines	-cruise control				7.1171 T25

				ENGINE
1.8 TDCi	Diesel	85	03/01-03/05	F9DA, F9DB

Engine	Information	S10	T10	T20 - T23	T22 - T25
All engines	COL:green, spanner size 24, switch press. 0.25 bar	7.0146			
All engines	COL:white, spanner size 22, thread M16x1.5		7.6212		
All engines	with cable		7.6242		
All engines				7.1111 T20	7.1137 T22
All engines	+cruise control				7.1140 T25
All engines	-cruise control				7.1171 T25

				ENGINE
1.8 TDDi	Diesel	55	08/99-03/05	BHDA, BHDB

Engine	Information	S10	T10	T20 - T23	T22 - T25
All engines	-> 01/09/03, COL:black, spanner size 24, switch press. 0.4 bar	7.0145			
All engines	01/10/03 ->, COL:green, spanner size 24, switch press. 0.25 bar	7.0146			
All engines	COL:white, spanner size 22, thread M16x1.5		7.6212		
All engines	with cable		7.6242		
All engines				7.1111 T20	7.1137 T22
All engines	+cruise control				7.1140 T25
All engines	-cruise control				7.1171 T25

				ENGINE
1.8 TDDi	Diesel	66	08/98-03/05	C9DA, C9DB, C9DC

Engine	Information	S10	T10	T20 - T23	T22 - T25
All engines	-> 01/09/03, COL:black, spanner size 24, switch press. 0.4 bar	7.0145			
All engines	01/10/03 ->, COL:green, spanner size 24, switch press. 0.25 bar	7.0146			
All engines	COL:white, spanner size 22, thread M16x1.5		7.6212		
All engines	with cable		7.6242		
All engines				7.1111 T20	7.1137 T22
All engines	+cruise control				7.1140 T25
All engines	-cruise control				7.1171 T25

				ENGINE
1.8 Turbo DI / TDDi	Diesel	55	08/01-03/05	BHDA, BHDB

Engine	Information	S10	T10	T20 - T23	T22 - T25
All engines	-> 01/09/03, COL:black, spanner size 24, switch press. 0.4 bar	7.0145			
All engines	01/10/03 ->, COL:green, spanner size 24, switch press. 0.25 bar	7.0146			
All engines	COL:white, spanner size 22, thread M16x1.5		7.6212		
All engines	with cable		7.6242		
All engines				7.1111 T20	7.1137 T22
All engines	+cruise control				7.1140 T25
All engines	-cruise control				7.1171 T25

				ENGINE
1.8 Turbo DI / TDDi	Diesel	66	02/99-11/04	C9DA, C9DB, C9DC

Engine	Information	S10	T10	T20 - T23	T22 - T25
All engines	-> 01/09/03, COL:black, spanner size 24, switch press. 0.4 bar	7.0145			
All engines	01/10/03 ->, COL:green, spanner size 24, switch press. 0.25 bar	7.0146			
All engines	COL:white, spanner size 22, t.tnr. B5/1B5, thread M16x1.5		7.6212		
All engines	01/03/00 ->, t.tnr. MTX75, with cable		7.6242		
All engines				7.1111 T20	7.1137 T22
All engines	+cruise control				7.1140 T25
All engines	-cruise control				7.1171 T25

				ENGINE
2.0	Petrol	96	08/98-07/04	EDDB, EDDC, EDDD, EDDF

Engine	Information	S10	T10	T20 - T23	T22 - T25
All engines	COL:black, spanner size 24, switch press. 0.4 bar	7.0145			

S10 OIL PRESSURE WARNING LIGHT SWITCH	T10 REVERSING LIGHT SWITCH	T20 BRAKE LIGHT SWITCH
T22 SWITCH CLUTCH CONTROL (CRUISE CONTROL)	T23 SWITCH BRAKE ACTUATION (ENGINE TIMING)	T25 SWITCH CLUTCH CONTROL (ENGINE CONTROL)

FUNCTIONS ON THE VEHICLE

Vehicle	alim.	kW	Date	Engine	 S10	 T10	 T20 - T23	 T22 - T25
---------	-------	----	------	--------	---	---	--	---

ENGINE				
2.0	Petrol	96	08/98-07/04	EDDB, EDDC, EDDD, EDDF

Engine	Information	S10	T10	T20 - T23	T22 - T25
All engines	COL:white, spanner size 22, thread M16x1.5		7.6212		
All engines	with cable		7.6242		
All engines				7.1111 T20	7.1137 T22
All engines	+cruise control				7.1140 T25
All engines	-cruise control				7.1171 T25

ENGINE				
2.0 16V	Petrol	96	02/99-11/04	EDDB, EDDC, EDDD, EDDF

Engine	Information	S10	T10	T20 - T23	T22 - T25
All engines	COL:black, spanner size 24, switch press. 0.4 bar	7.0145			
All engines	COL:white, spanner size 22, thread M16x1.5		7.6212		
All engines	with cable		7.6242		
All engines				7.1111 T20	7.1137 T22
All engines	+cruise control				7.1140 T25
All engines	-cruise control				7.1171 T25

ENGINE				
2.0 CNG	CNG	91	01/10-07/11	C20HDEACNG

Engine	Information	S10	T10	T20 - T23	T22 - T25
All engines	COL:green, spanner size 24, switch press. 0.25 bar	7.0146			
All engines			7.6272	7.1231 T20	

ENGINE				
2.0 TDCi	Diesel	120	01/11-06/14	TXDB

Engine	Information	S10	T10	T20 - T23	T22 - T25
All engines		7.0130		7.1245 T20	

ENGINE				
RS	Petrol	158	10/02-11/04	HMDA

Engine	Information	S10	T10	T20 - T23	T22 - T25
All engines		7.0145		7.1111 T20	7.1137 T22
All engines	COL:white, spanner size 22, thread M16x1.5		7.6212		
All engines	+cruise control				7.1140 T25
All engines	-cruise control				7.1171 T25

ENGINE				
ST170	Petrol	127	03/02-11/04	ALDA

Engine	Information	S10	T10	T20 - T23	T22 - T25
All engines		7.0145		7.1111 T20	7.1137 T22
All engines	COL:white, spanner size 22, thread M16x1.5		7.6212		
All engines	+cruise control				7.1140 T25
All engines	-cruise control				7.1171 T25

FOCUS II





ENGINE				
1.4	Petrol	59	07/04-09/12	ASDA, ASDB

Engine	Information	S10	T10	T20 - T23	T22 - T25
All engines	COL:green, spanner size 24, switch press. 0.25 bar	7.0146			
All engines	with cable		7.6242		
All engines				7.1231, 7.1237 T20, T23	7.1221 T25
All engines	01/01/08 ->				7.1236 T22
All engines	-> 01/12/07				7.1271 T22

ENGINE				
1.6	Petrol	74	07/04-09/12	HWDA, HWDB, SHDA, SHDB, SHDC

Engine	Information	S10	T10	T20 - T23	T22 - T25
All engines	COL:green, spanner size 24, switch press. 0.25 bar	7.0146			
All engines	-> 01/01/08, -> 01/03/07, COL:white, spanner size 22, t.tnr. B5/IB5, thread M16x1.5		7.6212		
All engines	t.tnr. MTX75, with cable		7.6242		
Eng. HWDA	01/02/08 ->		7.6272		
All engines	01/04/07 ->, t.tnr. B5/IB5		7.6283		
All engines				7.1231, 7.1237 T20, T23	7.1221 T25
All engines	01/04/08 ->				7.1236 T22
All engines	-> 01/03/08				7.1271 T22

S10 OIL PRESSURE WARNING LIGHT SWITCH	T10 REVERSING LIGHT SWITCH	T20 BRAKE LIGHT SWITCH
T22 SWITCH CLUTCH CONTROL (CRUISE CONTROL)	T23 SWITCH BRAKE ACTUATION (ENGINE TIMING)	T25 SWITCH CLUTCH CONTROL (ENGINE CONTROL)

Vehicle	alim.	kW	Date	Engine	FUNCTIONS ON THE VEHICLE			
					 S10	 T10	 T20 - T23	 T22 - T25

ENGINE				
1.6 LPG	Petrol/ Petro- leum Gas (LPG)	85	10/09-09/12	SIDA

Engine	Information	S10	T10	T20 - T23	T22 - T25
All engines	COL:green, spanner size 24, switch press. 0.25 bar	7.0146			
All engines	with cable		7.6242		
All engines				7.1231 T20	7.1221 T25

ENGINE				
1.6 TDCi	Diesel	66	07/04-09/12	GPDA, GPDB, GPDC, HHDA, HHDB

Engine	Information	S10	T10	T20 - T23	T22 - T25
All engines		7.0130		7.1231 T20	7.1221 T25
All engines	-> 01/12/07		7.6272		
All engines	01/01/08 ->		7.6283		

ENGINE				
1.6 TDCi	Diesel	74	07/04-09/12	G8DC, MTDA

Engine	Information	S10	T10	T20 - T23	T22 - T25
All engines		7.0130	7.6272	7.1231, T20, T23 7.1237	7.1221 T22, T25
All engines	COL:green, spanner size 24, switch press. 0.25 bar	7.0146			
All engines	-> 01/03/07, COL:white, spanner size 22, t.tnr. IB5, thread M16x1.5		7.6212		
All engines	t.tnr. MTX75, with cable		7.6242		
All engines	01/04/07 ->, t.tnr. IB5		7.6283		
All engines	+keyless Entry/Go system, 01/12/07 ->				7.1236 T22
All engines	-> 01/11/07				7.1271 T22

ENGINE				
1.6 TDCi	Diesel	80	07/04-09/12	G8DA, G8DB, G8DD, G8DE, G8DF

Engine	Information	S10	T10	T20 - T23	T22 - T25
All engines		7.0130	7.6283	7.1231 T20	
Eng. G8DA	t.tnr. MMT6		7.6267		
Eng. G8DA	t.tnr. M66		7.6272		
Eng. G8DA				7.1237 T23	7.1221 T22
All engines	-> 01/12/07				7.1221 T25
Eng. G8DA	01/01/08 ->				7.1236 T25

ENGINE				
1.6 TDCi	Diesel	81	12/07-09/12	G8DA

Engine	Information	S10	T10	T20 - T23	T22 - T25
All engines		7.0130	7.6272	7.1231 T20	7.1221 T25

ENGINE				
1.6 Ti	Petrol	85	07/04-09/12	HXDA, HXDB, SIDA

Engine	Information	S10	T10	T20 - T23	T22 - T25
All engines	COL:green, spanner size 24, switch press. 0.25 bar	7.0146			
All engines	with cable		7.6242		
All engines				7.1231 T20	7.1221 T25

ENGINE				
1.6 Ti-VCT	Petrol	85	09/05-07/11	HXDA, HXDB, SIDA

Engine	Information	S10	T10	T20 - T23	T22 - T25
All engines	COL:green, spanner size 24, switch press. 0.25 bar	7.0146			
All engines	with cable		7.6242		
All engines				7.1231 T20	7.1221 T25

ENGINE				
1.8	Petrol	92	03/06-09/12	Q7DA, QQDA, QQDB

Engine	Information	S10	T10	T20 - T23	T22 - T25
All engines	COL:green, spanner size 24, switch press. 0.25 bar	7.0146			
All engines	MTX75, t.tnr. MTX75, with cable		7.6242		
All engines	B5/IB5, t.tnr. B5/IB5		7.6283		
All engines				7.1231 T20	
Eng. Q7DA, QQDB					7.1221 T22
Eng. Q7DA, QQDB	+keyless Entry/Go system, COL:black, safety switch				7.1236 T22
Eng. Q7DA, QQDB	COL:white, safety switch				7.1271 T22

S10	OIL PRESSURE WARNING LIGHT SWITCH	T10	REVERSING LIGHT SWITCH	T20	BRAKE LIGHT SWITCH
T22	SWITCH CLUTCH CONTROL (CRUISE CONTROL)	T23	SWITCH BRAKE ACTUATION (ENGINE TIMING)	T25	SWITCH CLUTCH CONTROL (ENGINE CONTROL)

FUNCTIONS ON THE VEHICLE

Vehicle	alim.	kW	Date	Engine	 S10	 T10	 T20 - T23	 T22 - T25
---------	-------	----	------	--------	---	---	--	---

ENGINE				
1.8 Flexifuel	Petrol/ Ethanol	92	01/06-09/12	Q7DA, QQ7A, QQDA

Engine	Information	S10	T10	T20 - T23	T22 - T25
All engines	COL:green, spanner size 24, switch press. 0.25 bar	7.0146			
All engines	MTX75, with cable		7.6242		
All engines	B5/IB5		7.6283		
All engines				7.1231 T20	
Eng. Q7DA					7.1221 T22
Eng. QQ7A, QQDA					7.1221 T25
Eng. Q7DA	+keyless Entry/Go system, COL:black, safety switch				7.1236 T22
Eng. Q7DA	COL:white, safety switch				7.1271 T22

ENGINE				
1.8 Flexifuel	Petrol/ Ethanol	96	12/05-01/08	--, QQDD

Engine	Information	S10	T10	T20 - T23	T22 - T25
All engines		7.0146		7.1231 T20	7.1221 T22
All engines	conn.shape : triangular, man 5 speed, t.tnr. B5/IB5		7.6212		
All engines	man 5 speed, t.tnr. MTX75		7.6242		
All engines	man 6 speed, t.tnr. MMT6		7.6267		
All engines	man 6 speed, t.tnr. M66		7.6272		
All engines	conn.shape : rectangular, man 5 speed, t.tnr. B5/IB5		7.6283		
All engines	+cruise control			7.1237 T20	
All engines	+keyless Entry/Go system, COL:black, safety switch				7.1236 T22
All engines	COL:white, safety switch				7.1271 T22

ENGINE				
1.8 Flexifuel	Petrol/ Ethanol	97	12/05-01/08	--

Engine	Information	S10	T10	T20 - T23	T22 - T25
All engines		7.0146		7.1231 T20	7.1221 T22
All engines	conn.shape : triangular, man 5 speed, t.tnr. B5/IB5		7.6212		
All engines	man 5 speed, t.tnr. MTX75		7.6242		
All engines	man 6 speed, t.tnr. MMT6		7.6267		
All engines	man 6 speed, t.tnr. M66		7.6272		
All engines	conn.shape : rectangular, man 5 speed, t.tnr. B5/IB5		7.6283		
All engines	+cruise control			7.1237 T20	
All engines	+keyless Entry/Go system, COL:black, safety switch				7.1236 T22
All engines	COL:white, safety switch				7.1271 T22





ENGINE				
1.8 TDCi	Diesel	85	07/04-09/12	KKDA, KKDB

Engine	Information	S10	T10	T20 - T23	T22 - T25
All engines	COL:green, spanner size 24, switch press. 0.25 bar	7.0146			
Eng. KKDB	conn.shape : triangular, man 5 speed, t.tnr. B5/IB5		7.6212		
Eng. KKDB	man 5 speed, t.tnr. MTX75		7.6242		
Eng. KKDB	man 6 speed, t.tnr. MMT6		7.6267		
All engines	man 6 speed, t.tnr. M66		7.6272		
Eng. KKDB	conn.shape : rectangular, man 5 speed, t.tnr. B5/IB5		7.6283		
All engines				7.1231 T20	7.1221 T22
Eng. KKDB	+cruise control			7.1237 T20	
All engines	+keyless Entry/Go system, COL:black, safety switch				7.1236 T22
All engines	COL:white, safety switch				7.1271 T22

ENGINE				
2.0	Petrol	107	07/04-09/12	AODA, AODB, AODE, SYDA

Engine	Information	S10	T10	T20 - T23	T22 - T25
All engines	COL:green, spanner size 24, switch press. 0.25 bar	7.0146			
All engines	-> 01/03/07, COL:white, spanner size 22, t.tnr. B5/IB5, thread M16x1.5		7.6212		
All engines	t.tnr. MTX75, with cable		7.6242		
All engines	01/04/07 ->, t.tnr. B5/IB5		7.6283		
All engines				7.1231, 7.1237 T20, T23	7.1221 T25
All engines	01/02/08 ->, 01/12/07 ->				7.1236 T22
All engines	-> 01/01/08, -> 01/11/07				7.1271 T22

S10	OIL PRESSURE WARNING LIGHT SWITCH	T10	REVERSING LIGHT SWITCH	T20	BRAKE LIGHT SWITCH
T22	SWITCH CLUTCH CONTROL (CRUISE CONTROL)	T23	SWITCH BRAKE ACTUATION (ENGINE TIMING)	T25	SWITCH CLUTCH CONTROL (ENGINE CONTROL)

Vehicle	alim.	kW	Date	Engine	FUNCTIONS ON THE VEHICLE			
					 S10	 T10	 T20 - T23	 T22 - T25

ENGINE				
2.0 CNG	Petrol/ Natural Gas (CNG)	107	04/09-07/11	SYDA, SYDACNG

Engine	Information	S10	T10	T20 - T23	T22 - T25
All engines	COL:green, spanner size 24, switch press. 0.25 bar	7.0146			
Eng. SYDA	man 5 speed, t.nr. MTX75		7.6242		
Eng. SYDA	man 6 speed, t.nr. MMT6		7.6267		
All engines	man 6 speed, t.nr. M66		7.6272		
Eng. SYDA	man 5 speed, t.nr. B5/IB5		7.6283		
All engines				7.1231 T20	
Eng. SYDA	+cruise control			7.1237 T20	
Eng. SYDA					7.1221 T22
Eng. SYDA	+keyless Entry/Go system				7.1236 T22

ENGINE				
2.0 Flex	Petrol/ Ethanol	107	10/08-03/10	SYDA

Engine	Information	S10	T10	T20 - T23	T22 - T25
All engines	COL:green, spanner size 24, switch press. 0.25 bar	7.0146			
All engines	t.nr. MTX75		7.6272		
All engines	t.nr. B5/IB5		7.6283		
All engines				7.1231, 7.1237 T20, T23	7.1221, 7.1236 T22, T25

ENGINE				
2.0 LPG	Petrol/ Petro- leum Gas (LPG)	107	06/08-07/11	SYDA

Engine	Information	S10	T10	T20 - T23	T22 - T25
All engines	COL:green, spanner size 24, switch press. 0.25 bar	7.0146			
All engines	man 5 speed, t.nr. MTX75		7.6242		
All engines	man 6 speed, t.nr. MMT6		7.6267		
All engines	man 6 speed, t.nr. M66		7.6272		
All engines	man 5 speed, t.nr. B5/IB5		7.6283		
All engines				7.1231 T20	7.1221 T22
All engines	+cruise control			7.1237 T20	
All engines	+keyless Entry/Go system				7.1236 T22

ENGINE				
2.0 TDCi	Diesel	100	07/04-09/12	G6DA, G6DB, G6DD, G6DG

Engine	Information	S10	T10	T20 - T23	T22 - T25
All engines		7.0130	7.6272	7.1231, 7.1237 T20, T23	
All engines	-> 01/03/07, B5/IB5, COL:white, spanner size 22, thread M16x1.5		7.6212		
All engines	MMT6		7.6267		
All engines	01/04/07 ->, B5/IB5		7.6283		
All engines	-> 01/01/08				7.1221 T25
All engines	01/05/08 ->				7.1236 T22
All engines	01/02/08 ->				7.1236 T25
All engines	-> 01/04/08				7.1271 T22

ENGINE				
2.0 TDCi	Diesel	81	02/08-07/11	IXDA

Engine	Information	S10	T10	T20 - T23	T22 - T25
All engines		7.0130	7.6267	7.1231 T20	7.1221 T22
All engines	+keyless Entry/Go system				7.1236 T22

ENGINE				
2.0 TDCi	Diesel	98	07/04-01/08	G6DE, G6DF


Engine	Information	S10	T10	T20 - T23	T22 - T25
All engines		7.0130		7.1231, 7.1237 T20, T23	7.1221, 7.1271 T22, T25
All engines	t.nr. MMT6		7.6267		
All engines	t.nr. M66		7.6272		

ENGINE				
2.5 RS	Petrol	224	01/09-07/11	JZDA

Engine	Information	S10	T10	T20 - T23	T22 - T25
All engines		7.0056		7.1231 T20	7.1221 T22

S10 OIL PRESSURE WARNING LIGHT SWITCH	T10 REVERSING LIGHT SWITCH	T20 BRAKE LIGHT SWITCH
T22 SWITCH CLUTCH CONTROL (CRUISE CONTROL)	T23 SWITCH BRAKE ACTUATION (ENGINE TIMING)	T25 SWITCH CLUTCH CONTROL (ENGINE CONTROL)

FUNCTIONS ON THE VEHICLE

Vehicle	alim.	kW	Date	Engine	 S10	 T10	 T20 - T23	 T22 - T25
---------	-------	----	------	--------	---	---	--	---

				ENGINE
2.5 RS	Petrol	224	01/09-07/11	JZDA

Engine	Information	S10	T10	T20 - T23	T22 - T25
All engines	MTX75, with cable		7.6242		
All engines	MMT6		7.6267		
All engines	M66		7.6272		
All engines	B5/IB5		7.6283		
All engines	+keyless Entry/Go system				7.1236 T22

				ENGINE
2.5 RS 500	Petrol	257	05/10-07/11	JZDA

Engine	Information	S10	T10	T20 - T23	T22 - T25
All engines		7.0056		7.1231, 7.1237 T20, T23	7.1221, 7.1236 T22, T25
All engines	t.tnr. MMT6		7.6267		
All engines	t.tnr. M66		7.6272		

				ENGINE
2.5 ST	Petrol	166	10/05-09/12	HYDA

Engine	Information	S10	T10	T20 - T23	T22 - T25
All engines		7.0056	7.6272	7.1231 T20	7.1221 T22
All engines	+keyless Entry/Go system, COL:black, safety switch				7.1236 T22
All engines	COL:white, safety switch				7.1271 T22

FOCUS III

				ENGINE
1.0 EcoBoost	Petrol	103	10/17->	M1DH

Engine	Information	S10	T10	T20 - T23	T22 - T25
All engines	COL:green, spanner size 24, switch press. 0.25 bar	7.0146			
All engines			7.6267	7.1245 T20	7.1221, 7.1236 T22, T25

				ENGINE
1.0 EcoBoost	Petrol	74	02/12->	M2DA, M2DB, M2DC, SFDA, SFDB

Engine	Information	S10	T10	T20 - T23	T22 - T25
All engines	COL:green, spanner size 24, switch press. 0.25 bar	7.0146			
All engines	t.tnr. MTX75, with cable		7.6242		
All engines	t.tnr. B5/IB5		7.6283		
All engines				7.1245 T20	7.1221, 7.1236 T22, T25

				ENGINE
1.0 EcoBoost	Petrol	92	02/12->	M1DA, M1DC, M1DD

Engine	Information	S10	T10	T20 - T23	T22 - T25
All engines	COL:green, spanner size 24, switch press. 0.25 bar	7.0146			
All engines	man 5 speed, t.tnr. MTX75, thread 16x1.0, with cable, without cable		7.6242		
All engines	man 6 speed, t.tnr. B6/MMT6		7.6267		
All engines	man 5 speed, t.tnr. B5/IB5		7.6283		
All engines				7.1245 T20	7.1221, 7.1236 T22, T25





				ENGINE
1.0 GTDI	Petrol	74	07/12->	--

Engine	Information	S10	T10	T20 - T23	T22 - T25
All engines		7.0146		7.1245 T20	
All engines	ext.thread M16 x 1 mm, man 5 speed, t.tnr. CMTX75		7.6242		
All engines	man 6 speed		7.6267		
All engines	ext.thread M16 x 1, 5 mm, man 5 speed, t.tnr. CIB5		7.6283		
All engines	see connection type				7.1221, 7.1236 T22

				ENGINE
1.5 DI TCSIGMA A	Petrol	0	09/14->	--

Engine	Information	S10	T10	T20 - T23	T22 - T25
All engines		7.0146		7.1245 T20	
All engines	man 5 speed, t.tnr. CMTX75		7.6242		
All engines	man 6 speed		7.6267		
All engines	man 5 speed, t.tnr. CIB5		7.6283		
All engines	see connection type				7.1221, 7.1236 T22

S10	OIL PRESSURE WARNING LIGHT SWITCH	T10	REVERSING LIGHT SWITCH	T20	BRAKE LIGHT SWITCH
T22	SWITCH CLUTCH CONTROL (CRUISE CONTROL)	T23	SWITCH BRAKE ACTUATION (ENGINE TIMING)	T25	SWITCH CLUTCH CONTROL (ENGINE CONTROL)

				FUNCTIONS ON THE VEHICLE				
Vehicle	alim.	kW	Date	Engine	 S10	 T10	 T20 - T23	 T22 - T25

				ENGINE
1.5 EcoBoost	Petrol	110	09/14->	M8DA, M8DB

Engine	Information	S10	T10	T20 - T23	T22 - T25
All engines	COL:green, spanner size 24, switch press. 0.25 bar	7.0146			
Eng. M8DA	man 5 speed, t.tnr. CMTX75		7.6242		
All engines	man 6 speed		7.6267		
Eng. M8DA	man 5 speed, t.tnr. CIB5		7.6283		
All engines				7.1245 T20	7.1221 T25
Eng. M8DA	see connection type				7.1221 T22
All engines	see connection type				7.1236 T22

				ENGINE
1.5 EcoBoost	Petrol	134	09/14->	M9DA, M9DB

Engine	Information	S10	T10	T20 - T23	T22 - T25
All engines	COL:green, spanner size 24, switch press. 0.25 bar	7.0146			
All engines			7.6267	7.1245 T20	7.1221, 7.1236 T22, T25

				ENGINE
1.5 TDCi	Diesel	70	09/14->	XXDA, XXDC, XXDD

Engine	Information	S10	T10	T20 - T23	T22 - T25
All engines			7.6267	7.1245 T20	7.1221, 7.1236 T22, T25

				ENGINE
1.5 TDCi	Diesel	88	09/14->	XWDA, XWDB, XWDC, XWDD, XWDE

Engine	Information	S10	T10	T20 - T23	T22 - T25
All engines			7.6267	7.1245 T20	7.1221, 7.1236 T22, T25

				ENGINE
1.5 TDCi Econetic	Diesel	77	09/14->	AEDA, XXDB

Engine	Information	S10	T10	T20 - T23	T22 - T25
All engines			7.6267	7.1245 T20	7.1221, 7.1236 T22, T25

				ENGINE
1.6 EcoBoost	Petrol	110	07/10->	JQDA, JQDB, YUDA

Engine	Information	S10	T10	T20 - T23	T22 - T25
All engines	COL:green, spanner size 24, switch press. 0.25 bar	7.0146			
Eng. YUDA	ext.thread M16 x 1 mm, man 5 speed, t.tnr. MTX75		7.6242		
All engines	man 6 speed		7.6267		
Eng. YUDA	ext.thread M16 x 1, 5 mm, man 5 speed, t.tnr. IB5		7.6283		
All engines				7.1245 T20	
All engines	see connection type				7.1221, 7.1236 T22
Eng. JQDA, JQDB					7.1221, 7.1236 T25

				ENGINE
1.6 EcoBoost	Petrol	134	07/10->	JTDA, JTDB

Engine	Information	S10	T10	T20 - T23	T22 - T25
All engines	COL:green, spanner size 24, switch press. 0.25 bar	7.0146			
All engines			7.6267	7.1245 T20	7.1221, 7.1236 T22, T25

				ENGINE
1.6 Flexifuel	Petrol/ Ethanol	110	07/13->	YUDA

Engine	Information	S10	T10	T20 - T23	T22 - T25
All engines	COL:green, spanner size 24, switch press. 0.25 bar	7.0146			
All engines			7.6267	7.1245 T20	7.1221, 7.1236 T22, T25

				ENGINE
1.6 Flexifuel	Petrol/ Ethanol	88	07/10->	MUDA, MUDD

Engine	Information	S10	T10	T20 - T23	T22 - T25
All engines	COL:green, spanner size 24, switch press. 0.25 bar	7.0146			
All engines			7.6283	7.1245 T20	7.1221, 7.1236 T22, T25

S10 OIL PRESSURE WARNING LIGHT SWITCH	T10 REVERSING LIGHT SWITCH	T20 BRAKE LIGHT SWITCH
T22 SWITCH CLUTCH CONTROL (CRUISE CONTROL)	T23 SWITCH BRAKE ACTUATION (ENGINE TIMING)	T25 SWITCH CLUTCH CONTROL (ENGINE CONTROL)

FUNCTIONS ON THE VEHICLE

Vehicle	alim.	kW	Date	Engine	 S10	 T10	 T20 - T23	 T22 - T25
---------	-------	----	------	--------	---	---	--	---

ENGINE				
1.6 LPG	Petrol/ Petroleum Gas (LPG)	86	02/12->	MUDA

Engine	Information	S10	T10	T20 - T23	T22 - T25
All engines	COL:green, spanner size 24, switch press. 0.25 bar	7.0146			
All engines	with cable		7.6242		
All engines				7.1245 T20	7.1221, 7.1236 T22, T25

ENGINE				
1.6 LPG	Petrol/ Petroleum Gas (LPG)	88	02/12->	MUDA, MUDD

Engine	Information	S10	T10	T20 - T23	T22 - T25
All engines	COL:green, spanner size 24, switch press. 0.25 bar	7.0146			
All engines			7.6283	7.1245 T20	7.1221, 7.1236 T22, T25

ENGINE				
1.6 TDCi	Diesel	70	07/10->	T3DA, T3DB

Engine	Information	S10	T10	T20 - T23	T22 - T25
All engines		7.0130	7.6267	7.1245 T20	7.1221, 7.1236 T22, T25

ENGINE				
1.6 TDCi	Diesel	77	05/12->	NGDA, NGDB

Engine	Information	S10	T10	T20 - T23	T22 - T25
All engines		7.0130	7.6267	7.1245 T20	7.1221, 7.1236 T22, T25

ENGINE				
1.6 TDCi	Diesel	85	07/10->	T1DA, T1DB

Engine	Information	S10	T10	T20 - T23	T22 - T25
All engines		7.0130	7.6267	7.1245 T20	7.1221, 7.1236 T22, T25

ENGINE				
1.6 TDCi ECOnetic	Diesel	77	05/12->	NGDA, NGDB

Engine	Information	S10	T10	T20 - T23	T22 - T25
All engines		7.0130	7.6267	7.1245 T20	7.1221, 7.1236 T22, T25

ENGINE				
1.6 Ti	Petrol	63	08/11->	XTDA, XTDB

Engine	Information	S10	T10	T20 - T23	T22 - T25
All engines	COL:green, spanner size 24, switch press. 0.25 bar	7.0146			
All engines	t.tnr. MTX75, thread 16x1.0, with cable, without cable		7.6242		
All engines	t.tnr. B5/IB5		7.6283		
All engines				7.1245 T20	7.1221, 7.1236 T22, T25

ENGINE				
1.6 Ti	Petrol	77	07/10->	IQDA, IQDB, IQDC

Engine	Information	S10	T10	T20 - T23	T22 - T25
All engines	COL:green, spanner size 24, switch press. 0.25 bar	7.0146			
Eng. IQDA, IQDB	t.tnr. MTX75, thread 16x1.0, without cable		7.6242		
All engines	t.tnr. B5/IB5		7.6283		
All engines				7.1245 T20	7.1221, 7.1236 T22, T25
Eng. IQDA, IQDB					7.1221, 7.1236 T22, T25

ENGINE				
1.6 Ti	Petrol	88	02/12->	MUDA, MUDD

Engine	Information	S10	T10	T20 - T23	T22 - T25
All engines	COL:green, spanner size 24, switch press. 0.25 bar	7.0146			
All engines	t.tnr. MTX75, thread 16x1.0, with cable, without cable		7.6242		
All engines	t.tnr. B5/IB5		7.6283		
All engines				7.1245 T20	7.1221, 7.1236 T22, T25

ENGINE				
1.6 Ti	Petrol	92	07/10->	PNDA, PNDD

Engine	Information	S10	T10	T20 - T23	T22 - T25
All engines	COL:green, spanner size 24, switch press. 0.25 bar	7.0146			

S10	OIL PRESSURE WARNING LIGHT SWITCH	T10	REVERSING LIGHT SWITCH	T20	BRAKE LIGHT SWITCH
T22	SWITCH CLUTCH CONTROL (CRUISE CONTROL)	T23	SWITCH BRAKE ACTUATION (ENGINE TIMING)	T25	SWITCH CLUTCH CONTROL (ENGINE CONTROL)

FUNCTIONS ON THE VEHICLE

Vehicle	alim.	kW	Date	Engine	 S10	 T10	 T20 - T23	 T22 - T25
---------	-------	----	------	--------	---	---	--	---

ENGINE				
1.6 Ti	Petrol	92	07/10->	PNDA, PNDD

Engine	Information	S10	T10	T20 - T23	T22 - T25
All engines			7.6283	7.1245 T20	7.1221, 7.1236 T22, T25

ENGINE				
1.6 Ti-VCT	Petrol	90	07/10->	--

Engine	Information	S10	T10	T20 - T23	T22 - T25
All engines		7.0146		7.1245 T20	
All engines	ext.thread M16 x 1 mm, man 5 speed, t.tnr. CMTX75		7.6242		
All engines	man 6 speed		7.6267		
All engines	ext.thread M16 x 1, 5 mm, man 5 speed, t.tnr. CIB5		7.6283		
All engines	see connection type				7.1221, 7.1236 T22

ENGINE				
2.0	Petrol	110	10/13->	XQDA

Engine	Information	S10	T10	T20 - T23	T22 - T25
All engines		7.0146			
All engines	COL:green, spanner size 24, switch press. 0.25 bar				
All engines	t.tnr. MTX75, thread 16x1.0, with cable, without cable		7.6242		
All engines			7.6267	7.1245 T20	7.1221, 7.1236 T22, T25
All engines	t.tnr. B5/IB5		7.6283		

ENGINE				
2.0 GDi	Petrol	125	08/11->	MGDA

Engine	Information	S10	T10	T20 - T23	T22 - T25
All engines		7.0146		7.1245 T20	
All engines	man 5 speed, t.tnr. MTX75		7.6242		
All engines	man 6 speed		7.6267		
All engines	man 5 speed, t.tnr. IB5		7.6283		
All engines	see connection type				7.1221, 7.1236 T22

ENGINE				
2.0 ST	Petrol	184	07/12->	R9DA, R9DB, R9DC, R9DD

Engine	Information	S10	T10	T20 - T23	T22 - T25
All engines		7.0146			
All engines	COL:green, spanner size 24, switch press. 0.25 bar				
All engines			7.6267	7.1245 T20	7.1221, 7.1236 T22, T25

ENGINE				
2.0 TDCi	Diesel	100	07/10->	UKDB

Engine	Information	S10	T10	T20 - T23	T22 - T25
All engines		7.0130	7.6267	7.1245 T20	7.1221, 7.1236 T22, T25

ENGINE				
2.0 TDCi	Diesel	103	07/10->	UFDB

Engine	Information	S10	T10	T20 - T23	T22 - T25
All engines		7.0130	7.6267	7.1245 T20	7.1221, 7.1236 T22, T25

ENGINE				
2.0 TDCi	Diesel	110	11/14->	T7DA, T7DB

Engine	Information	S10	T10	T20 - T23	T22 - T25
All engines			7.6267	7.1245 T20	7.1221, 7.1236 T22, T25

ENGINE				
2.0 TDCi	Diesel	120	07/10->	TXDB

Engine	Information	S10	T10	T20 - T23	T22 - T25
All engines		7.0130	7.6267	7.1245 T20	7.1221, 7.1236 T22, T25

ENGINE				
2.0 TDCi	Diesel	85	07/10->	TYDA

Engine	Information	S10	T10	T20 - T23	T22 - T25
All engines		7.0130	7.6267	7.1245 T20	7.1221, 7.1236 T22, T25

ENGINE				
2.0 TDCi ST	Diesel	136	11/14->	T8DA

Engine	Information	S10	T10	T20 - T23	T22 - T25
All engines			7.6267	7.1245 T20	7.1221, 7.1236 T22, T25

S10 OIL PRESSURE WARNING LIGHT SWITCH	T10 REVERSING LIGHT SWITCH	T20 BRAKE LIGHT SWITCH
T22 SWITCH CLUTCH CONTROL (CRUISE CONTROL)	T23 SWITCH BRAKE ACTUATION (ENGINE TIMING)	T25 SWITCH CLUTCH CONTROL (ENGINE CONTROL)

FUNCTIONS ON THE VEHICLE

Vehicle	alim.	kW	Date	Engine	 S10	 T10	 T20 - T23	 T22 - T25
---------	-------	----	------	--------	---	---	--	---

				ENGINE
2.0 Ti-GDi	Petrol	125	07/10->	MGDA

Engine	Information	S10	T10	T20 - T23	T22 - T25
All engines	COL:green, spanner size 24, switch press. 0.25 bar	7.0146			
All engines	man 5 speed, t.tnr. MTX75, thread 16x1.0, with cable, without cable		7.6242		
All engines	man 6 speed		7.6267		
All engines	man 5 speed, t.tnr. B5/IB5, t.tnr. IB5		7.6283		
All engines				7.1245 T20	7.1221 T25
All engines	see connection type				7.1221, 7.1236 T22

				ENGINE
2.3 RS AWD	Petrol	257	07/15->	YVDA

Engine	Information	S10	T10	T20 - T23	T22 - T25
All engines	COL:green, spanner size 24, switch press. 0.25 bar	7.0146			
All engines			7.6267	7.1245 T20	7.1221, 7.1236 T22, T25

				ENGINE
Electric	Electric	107	07/13->	KDDA

Engine	Information	S10	T10	T20 - T23	T22 - T25
All engines	ext.thread M16 x 1 mm, man 5 speed, t.tnr. CMTX75		7.6242		
All engines	man 6 speed		7.6267		
All engines	ext.thread M16 x 1, 5 mm, man 5 speed, t.tnr. CIB5		7.6283		
All engines				7.1245 T20	

				ENGINE
--	--	--	--	--------

1.0 EcoBoost	Petrol	63	05/18->	SFDC
--------------	--------	----	---------	------

Engine	Information	S10	T10	T20 - T23	T22 - T25
All engines			7.6283	7.1245 T20	7.1236 T22

				ENGINE
1.0 EcoBoost	Petrol	74	01/18->	B3DA

Engine	Information	S10	T10	T20 - T23	T22 - T25
All engines			7.6283	7.1245 T20	7.1236 T22

				ENGINE
1.0 EcoBoost	Petrol	92	01/18->	B7DA

Engine	Information	S10	T10	T20 - T23	T22 - T25
All engines			7.6283	7.1245 T20	7.1236 T22

				ENGINE
1.5 EcoBlue	Diesel	70	01/18->	Z2DA

Engine	Information	S10	T10	T20 - T23	T22 - T25
All engines			7.6283	7.1245 T20	7.1236 T22

				ENGINE
1.5 EcoBlue	Diesel	88	01/18->	ZTDA

Engine	Information	S10	T10	T20 - T23	T22 - T25
All engines			7.6283	7.1245 T20	7.1236 T22

				ENGINE
1.5 EcoBoost	Petrol	134	09/18->	Y1DA

Engine	Information	S10	T10	T20 - T23	T22 - T25
All engines			7.6283	7.1245 T20	7.1236 T22

				ENGINE
2.0 EcoBlue	Diesel	110	01/18->	YLDA

Engine	Information	S10	T10	T20 - T23	T22 - T25
All engines			7.6283	7.1245 T20	7.1236 T22

				ENGINE
--	--	--	--	--------

1.25	Petrol	51	10/02->	--
------	--------	----	---------	----

Engine	Information	S10	T10	T20 - T23	T22 - T25
All engines		7.0011			7.1140 T22
All engines	no specific info conc. application available		7.6212, 7.6283		
All engines	-> 15/11/04			7.1111 T20	
All engines	+cruise control, -> 15/11/04			7.1137 T20	
All engines	15/11/04 ->			7.1231 T20	
All engines	+cruise control, 15/11/04 ->			7.1237 T20	

S10 OIL PRESSURE WARNING LIGHT SWITCH	T10 REVERSING LIGHT SWITCH	T20 BRAKE LIGHT SWITCH
T22 SWITCH CLUTCH CONTROL (CRUISE CONTROL)	T23 SWITCH BRAKE ACTUATION (ENGINE TIMING)	T25 SWITCH CLUTCH CONTROL (ENGINE CONTROL)

FUNCTIONS ON THE VEHICLE

Vehicle	alim.	kW	Date	Engine	 S10	 T10	 T20 - T23	 T22 - T25
---------	-------	----	------	--------	---	---	--	---

ENGINE				
1.25	Petrol	55	08/04-12/12	FUJA, FUJB

Engine	Information	S10	T10	T20 - T23	T22 - T25
All engines		7.0011		7.1231 T20	7.1140 T22
All engines	COL:white, spanner size 22, thread M16x1.5		7.6212		

ENGINE				
1.3	Petrol	44	11/02->	BAJA

Engine	Information	S10	T10	T20 - T23	T22 - T25
All engines		7.0145			7.1140 T22
All engines	COL:white, no specific info conc. application available, spanner size 22, thread M16x1.5		7.6212		
All engines	no specific info conc. application available		7.6283		
All engines	-> 01/08/03, -> 15/11/04			7.1111 T20	
All engines	+cruise control, -> 15/11/04			7.1137 T20	
All engines	01/09/03 ->, 15/11/04 ->			7.1231 T20	
All engines	+cruise control, 15/11/04 ->			7.1237 T20	

ENGINE				
1.4	Petrol	55	08/02->	--

Engine	Information	S10	T10	T20 - T23	T22 - T25
All engines		7.0011			7.1140 T22
All engines	no specific info conc. application available		7.6212, 7.6283		
All engines	-> 15/11/04			7.1111 T20	
All engines	+cruise control, -> 15/11/04			7.1137 T20	
All engines	15/11/04 ->			7.1231 T20	
All engines	+cruise control, 15/11/04 ->			7.1237 T20	

ENGINE				
1.4	Petrol	59	06/02-12/12	FXJA, FXJB, FXJC

Engine	Information	S10	T10	T20 - T23	T22 - T25
All engines		7.0011			7.1140 T22
All engines	COL:white, spanner size 22, thread M16x1.5		7.6212		
All engines	-> 01/08/03			7.1111 T20	
All engines	01/09/03 ->			7.1231 T20	

ENGINE				
1.4 LPG	Petrol/ Petro- leum Gas (LPG)	59	01/10-12/12	UTJA

Engine	Information	S10	T10	T20 - T23	T22 - T25
All engines		7.0011		7.1231 T20	7.1140 T22
All engines	COL:white, spanner size 22, thread M16x1.5, WARRANTY(+)		7.6212		
All engines	WARRANTY(-)		7.6283		

ENGINE				
1.4 TDCi	Diesel	50	08/02-12/12	F6JA, F6JB

Engine	Information	S10	T10	T20 - T23	T22 - T25
All engines		7.0130			7.1140 T22
All engines	-> 01/03/07, COL:white, spanner size 22, thread M16x1.5		7.6212		
All engines	01/04/07 ->		7.6283		
All engines	-> 01/08/03			7.1111 T20	
All engines	01/09/03 ->			7.1231 T20	

ENGINE				
1.6	Petrol	74	06/02-12/12	FYJA, FYJB, FYJC

Engine	Information	S10	T10	T20 - T23	T22 - T25
All engines		7.0011			7.1140 T22
All engines	COL:white, spanner size 22, thread M16x1.5		7.6212		
All engines	-> 01/08/03, -> 01/11/04			7.1111 T20	
All engines	01/09/03 ->, 01/12/04 ->			7.1231 T20	

ENGINE				
1.6 TDCi	Diesel	66	11/04-12/12	HHJA, HHJB

Engine	Information	S10	T10	T20 - T23	T22 - T25
All engines		7.0130			7.1140 T22
All engines	-> 01/03/07, COL:white, spanner size 22, thread M16x1.5		7.6212		
All engines	01/04/07 ->		7.6283		
All engines	-> 01/11/04			7.1111 T20	

S10	OIL PRESSURE WARNING LIGHT SWITCH	T10	REVERSING LIGHT SWITCH	T20	BRAKE LIGHT SWITCH
T22	SWITCH CLUTCH CONTROL (CRUISE CONTROL)	T23	SWITCH BRAKE ACTUATION (ENGINE TIMING)	T25	SWITCH CLUTCH CONTROL (ENGINE CONTROL)

FUNCTIONS ON THE VEHICLE

Vehicle	alim.	kW	Date	Engine	 S10	 T10	 T20 - T23	 T22 - T25
---------	-------	----	------	--------	---	---	--	---

				ENGINE
1.6 TDCi	Diesel	66	11/04-12/12	HHJA, HHJB

Engine	Information	S10	T10	T20 - T23	T22 - T25
All engines	01/12/04 ->			7.1231 T20	

GALAXY I

				ENGINE
1.9 TDI	Diesel	110	05/05-05/06	BTB

Engine	Information	S10	T10	T20 - T23	T22 - T25
All engines	Conn. nr. 4			7.1230 T20	
All engines					7.1220 T22

				ENGINE
1.9 TDI	Diesel	66	03/95-05/06	1Z, AHU, ANU

Engine	Information	S10	T10	T20 - T23	T22 - T25
All engines	-> 01/03/00, COL:blue	7.0108			
All engines	-> 01/03/00, Conn. nr. 2			7.1055 T20	
All engines	-> 01/01/98, COL:blue, Conn. nr. 2			7.1142 T23	
All engines	-> 01/03/00, 01/04/00 ->, COL:black, Conn. nr. 2			7.1143 T23	
All engines	-> 01/03/00, 01/04/00 ->, Conn. nr. 4			7.1230 T20	
All engines	-> 01/03/00, 01/02/98 ->, Conn. nr. 4			7.1230 T23	
All engines	01/04/00 ->				7.1220 T22

				ENGINE
1.9 TDI	Diesel	81	08/97-04/00	AFN, AVG

Engine	Information	S10	T10	T20 - T23	T22 - T25
All engines	COL:blue	7.0108			
All engines	Conn. nr. 2			7.1055 T20	
All engines	-> 01/01/98, COL:blue, Conn. nr. 2			7.1142 T23	
All engines	COL:black, Conn. nr. 2			7.1143 T23	
All engines	Conn. nr. 4			7.1230 T20	
All engines	01/02/98 ->, Conn. nr. 4			7.1230 T23	

				ENGINE
1.9 TDI	Diesel	85	04/00-05/06	AUY

Engine	Information	S10	T10	T20 - T23	T22 - T25
All engines	COL:black, Conn. nr. 2			7.1143 T23	
All engines	Conn. nr. 4			7.1230 T20	
All engines					7.1220 T22

				ENGINE
1.9 TDI	Diesel	96	02/03-05/06	ASZ, AVF

Engine	Information	S10	T10	T20 - T23	T22 - T25
All engines	Conn. nr. 4			7.1230 T20	
All engines					7.1220 T22

				ENGINE
2.0 i	Petrol	85	11/95-05/06	NSE, ZVSA

Engine	Information	S10	T10	T20 - T23	T22 - T25
All engines		7.0011			
Eng. NSE	Conn. nr. 2			7.1055 T20	
Eng. NSE					7.1140 T25

				ENGINE
2.3	Petrol	107	05/00-10/02	DH23E5SB

Engine	Information	S10	T10	T20 - T23	T22 - T25
All engines		7.0011			7.1171 T22
All engines	Conn. nr. 2			7.1055 T20	

				ENGINE
2.3 16V	Petrol	103	09/01-05/06	E5SB





Engine	Information	S10	T10	T20 - T23	T22 - T25
All engines		7.0011			7.1171 T22
All engines	Conn. nr. 2			7.1055 T20	

				ENGINE
2.3 16V	Petrol	107	01/97-05/06	E5SA, Y5B

Engine	Information	S10	T10	T20 - T23	T22 - T25
All engines		7.0011			
All engines	Conn. nr. 2			7.1055 T20	
Eng. Y5B					7.1140 T25

S10 OIL PRESSURE WARNING LIGHT SWITCH	T10 REVERSING LIGHT SWITCH	T20 BRAKE LIGHT SWITCH
T22 SWITCH CLUTCH CONTROL (CRUISE CONTROL)	T23 SWITCH BRAKE ACTUATION (ENGINE TIMING)	T25 SWITCH CLUTCH CONTROL (ENGINE CONTROL)

FUNCTIONS ON THE VEHICLE

Vehicle	alim.	kW	Date	Engine	 S10	 T10	 T20 - T23	 T22 - T25
ENGINE								
2.3 16V	Petrol	107	01/97-05/06	ESSA, Y5B				
Engine	Information			S10	T10	T20 - T23	T22 - T25	
Eng. ESSA							7.1171	T22
ENGINE								
2.8 i V6	Petrol	128	11/95-04/00	AAA, AMY				
Engine	Information			S10	T10	T20 - T23	T22 - T25	
All engines	-> 01/08/98, COL:blue			7.0108				
All engines	01/09/98 ->, COL:blue			7.0133				
All engines	-> 01/03/00, Conn. nr. 2					7.1055	T20	
Eng. AAA	COL:black, Conn. nr. 2					7.1143	T23	
All engines	01/04/00 ->, Conn. nr. 4					7.1230	T20	
All engines	01/04/00 ->						7.1220	T22
ENGINE								
2.8 i V6 4x4	Petrol	128	04/96-04/00	AAA, AMY				
Engine	Information			S10	T10	T20 - T23	T22 - T25	
All engines	-> 01/08/98, COL:blue			7.0108				
All engines	01/09/98 ->, COL:blue			7.0133				
All engines	Conn. nr. 2					7.1055	T20	
ENGINE								
2.8 V6	Petrol	150	04/00-05/06	AYL				
Engine	Information			S10	T10	T20 - T23	T22 - T25	
All engines	Conn. nr. 2, ECONOMY(+), man 6 speed, spanner size 22, thread M12x1.5				7.6266			
All engines	COL:black, Conn. nr. 2					7.1143	T23	
All engines	Conn. nr. 4					7.1230	T20	
All engines							7.1220	T22
GALAXY II								
ENGINE								
1.6 EcoBoost	Petrol	118	11/10-06/15	JTWA, JTWB				
Engine	Information			S10	T10	T20 - T23	T22 - T25	
All engines	COL:green, spanner size 24, switch press. 0.25 bar			7.0146				
All engines					7.6272	7.1231, 7.1237	T20, T23	7.1221, 7.1236
ENGINE								
1.6 EcoBoost	Petrol	134	02/11->	--				
Engine	Information			S10	T10	T20 - T23	T22 - T25	
All engines				7.0146				
All engines	man 5 speed, t.tnr. MTX75				7.6242			
All engines	man 6 speed, t.tnr. MMT6				7.6267			
All engines	man 6 speed, t.tnr. M66				7.6272			
All engines	COL:black, see connection type					7.1231	T20	
All engines	COL:light blue, COL:white, see connection type					7.1237	T20	
All engines	see connection type							7.1221
All engines	no specific info conc. application available, safety switch							7.1236, 7.1271
ENGINE								
1.6 TDCi	Diesel	85	02/11-06/15	T1WA, T1WB				
Engine	Information			S10	T10	T20 - T23	T22 - T25	
All engines				7.0130	7.6267	7.1231, 7.1237	T20, T23	7.1221, 7.1236
ENGINE								
1.8 TDCi	Diesel	74	05/06-06/15	FFWA				
Engine	Information			S10	T10	T20 - T23	T22 - T25	
All engines	COL:green, spanner size 24, switch press. 0.25 bar			7.0146				
All engines	MTX75, thread 16x1.0, with cable, without cable				7.6242			
All engines	MMT6				7.6267			
All engines	M66				7.6272			
All engines						7.1231	T20	
All engines	see connection type							7.1221
All engines	no specific info conc. application available, safety switch							7.1236, 7.1271

S10	OIL PRESSURE WARNING LIGHT SWITCH	T10	REVERSING LIGHT SWITCH	T20	BRAKE LIGHT SWITCH
T22	SWITCH CLUTCH CONTROL (CRUISE CONTROL)	T23	SWITCH BRAKE ACTUATION (ENGINE TIMING)	T25	SWITCH CLUTCH CONTROL (ENGINE CONTROL)

FUNCTIONS ON THE VEHICLE

Vehicle	alim.	kW	Date	Engine	 S10	 T10	 T20 - T23	 T22 - T25
---------	-------	----	------	--------	---	---	--	---

ENGINE				
1.8 TDCi	Diesel	92	05/06-06/15	QYWA

Engine	Information	S10	T10	T20 - T23	T22 - T25
All engines	COL:green, spanner size 24, switch press. 0.25 bar	7.0146			
All engines	MTX75, thread 16x1.0, with cable, without cable		7.6242		
All engines	MMT6		7.6267		
All engines	M66		7.6272		
All engines				7.1231 T20	
All engines	see connection type				7.1221 T22
All engines	no specific info conc. application available, safety switch				7.1236, 7.1271 T22

ENGINE				
2.0	Petrol	107	05/06-06/15	AOWA, AOWB, TBWA, TBWB

Engine	Information	S10	T10	T20 - T23	T22 - T25
All engines	COL:green, spanner size 24, switch press. 0.25 bar	7.0146			
All engines	thread 16x1.0, with cable, without cable		7.6242		
Eng. AOWA	MMT6		7.6267		
Eng. AOWA	M66		7.6272		
All engines				7.1231, 7.1237 T20, T23	7.1221 T25
All engines	01/09/06 ->				7.1236 T22
All engines	-> 01/08/06				7.1271 T22

ENGINE				
2.0 EcoBoost	Petrol	146	07/10-06/15	TNWB

Engine	Information	S10	T10	T20 - T23	T22 - T25
All engines		7.0146			
All engines	man 5 speed, t.tnr. MTX75		7.6242		
All engines	man 6 speed, t.tnr. MMT6		7.6267		
All engines	man 6 speed, t.tnr. M66		7.6272		
All engines	COL:black, see connection type			7.1231 T20	
All engines	COL:light blue, COL:white, see connection type			7.1237 T20	
All engines	see connection type				7.1221 T22
All engines	no specific info conc. application available, safety switch				7.1236, 7.1271 T22

ENGINE				
2.0 EcoBoost	Petrol	149	03/10-06/15	TNWA

Engine	Information	S10	T10	T20 - T23	T22 - T25
All engines	COL:green, spanner size 24, switch press. 0.25 bar	7.0146			
All engines			7.6272	7.1231 T20	
All engines	see connection type				7.1221 T22
All engines	no specific info conc. application available, safety switch				7.1236, 7.1271 T22

ENGINE				
2.0 EcoBoost	Petrol	176	07/10->	TPWA





Engine	Information	S10	T10	T20 - T23	T22 - T25
All engines		7.0146			
All engines	man 5 speed, t.tnr. MTX75		7.6242		
All engines	man 6 speed, t.tnr. MMT6		7.6267		
All engines	man 6 speed, t.tnr. M66		7.6272		
All engines	COL:black, see connection type			7.1231 T20	
All engines	COL:light blue, COL:white, see connection type			7.1237 T20	
All engines	see connection type				7.1221 T22
All engines	no specific info conc. application available, safety switch				7.1236, 7.1271 T22

ENGINE				
2.0 Flexifuel	Petrol/ Ethanol	107	05/06-06/15	TBWA, TBWB

Engine	Information	S10	T10	T20 - T23	T22 - T25
All engines	COL:green, spanner size 24, switch press. 0.25 bar	7.0146			
All engines	with cable		7.6242		
All engines				7.1231 T20	
All engines	see connection type				7.1221 T22
All engines	no specific info conc. application available, safety switch				7.1236, 7.1271 T22

S10 OIL PRESSURE WARNING LIGHT SWITCH	T10 REVERSING LIGHT SWITCH	T20 BRAKE LIGHT SWITCH
T22 SWITCH CLUTCH CONTROL (CRUISE CONTROL)	T23 SWITCH BRAKE ACTUATION (ENGINE TIMING)	T25 SWITCH CLUTCH CONTROL (ENGINE CONTROL)

FUNCTIONS ON THE VEHICLE

Vehicle	alim.	kW	Date	Engine	 S10	 T10	 T20 - T23	 T22 - T25
ENGINE								
2.0 TDCi	Diesel	100	05/06-06/15	AZWC, UKWA				
Engine	Information			S10	T10	T20 - T23	T22 - T25	
All engines				7.0130	7.6272	7.1231 T20		
All engines	see connection type						7.1221 T22	
All engines	no specific info conc. application available, safety switch						7.1236, 7.1271 T22	
ENGINE								
2.0 TDCi	Diesel	103	05/06-06/15	QXWA, QXWB, QXWC, UFWA				
Engine	Information			S10	T10	T20 - T23	T22 - T25	
All engines				7.0130		7.1231, 7.1237 T20, T23	7.1221 T25	
All engines	t.nr. MMT6				7.6267			
All engines	t.nr. M66				7.6272			
All engines	01/09/06 ->						7.1236 T22	
All engines	-> 01/08/06						7.1271 T22	
ENGINE								
2.0 TDCi	Diesel	110	03/10->	--				
Engine	Information			S10	T10	T20 - T23	T22 - T25	
All engines				7.0130				
All engines	man 5 speed, t.nr. MTX75				7.6242			
All engines	man 6 speed, t.nr. MMT6				7.6267			
All engines	man 6 speed, t.nr. M66				7.6272			
All engines	COL:black, see connection type					7.1231 T20		
All engines	COL:light blue, COL:white, see connection type					7.1237 T20		
All engines	see connection type						7.1221 T22	
All engines	no specific info conc. application available, safety switch						7.1236, 7.1271 T22	
ENGINE								
2.0 TDCi	Diesel	120	03/10-06/15	TXWA				
Engine	Information			S10	T10	T20 - T23	T22 - T25	
All engines				7.0130	7.6272	7.1231 T20		
All engines	thread 16x1.0, without cable				7.6242			
All engines	see connection type						7.1221 T22	
All engines	no specific info conc. application available, safety switch						7.1236, 7.1271 T22	
ENGINE								
2.0 TDCi	Diesel	85	11/07-06/15	KLWA, TYWA				
Engine	Information			S10	T10	T20 - T23	T22 - T25	
All engines				7.0130		7.1231, 7.1237 T20, T23	7.1221, 7.1236 T22, T25	
All engines	t.nr. MMT6				7.6267			
All engines	t.nr. M66				7.6272			
ENGINE								
2.0 TDCi	Diesel	96	05/06-06/15	AZWA				
Engine	Information			S10	T10	T20 - T23	T22 - T25	
All engines				7.0130	7.6267	7.1231 T20		
All engines	see connection type						7.1221 T22	
All engines	no specific info conc. application available, safety switch						7.1236, 7.1271 T22	
ENGINE								
2.0 TDCi CR TC	Diesel	103	03/10->	--				
Engine	Information			S10	T10	T20 - T23	T22 - T25	
All engines				7.0130				
All engines	man 5 speed, t.nr. MTX75				7.6242			
All engines	man 6 speed, t.nr. MMT6				7.6267			
All engines	man 6 speed, t.nr. M66				7.6272			
All engines	COL:black, see connection type					7.1231 T20		
All engines	COL:light blue, COL:white, see connection type					7.1237 T20		
All engines	see connection type						7.1221 T22	
All engines	no specific info conc. application available, safety switch						7.1236, 7.1271 T22	

S10	OIL PRESSURE WARNING LIGHT SWITCH	T10	REVERSING LIGHT SWITCH	T20	BRAKE LIGHT SWITCH
T22	SWITCH CLUTCH CONTROL (CRUISE CONTROL)	T23	SWITCH BRAKE ACTUATION (ENGINE TIMING)	T25	SWITCH CLUTCH CONTROL (ENGINE CONTROL)

FUNCTIONS ON THE VEHICLE

Vehicle	alim.	kW	Date	Engine	 S10	 T10	 T20 - T23	 T22 - T25
---------	-------	----	------	--------	---	---	--	---

				ENGINE
2.0 TDCi DSL	Diesel	85	03/10->	--

Engine	Information	S10	T10	T20 - T23	T22 - T25
All engines		7.0130			
All engines	man 5 speed, t.tnr. MTX75		7.6242		
All engines	man 6 speed, t.tnr. MMT6		7.6267		
All engines	man 6 speed, t.tnr. M66		7.6272		
All engines	COL:black, see connection type			7.1231 T20	
All engines	COL:light blue, COL:white, see connection type			7.1237 T20	
All engines	see connection type				7.1221 T22
All engines	no specific info conc. application available, safety switch				7.1236, 7.1271 T22

				ENGINE
2.2 TDCi	Diesel	129	03/08-12/12	Q4BA, Q4WA

Engine	Information	S10	T10	T20 - T23	T22 - T25
All engines		7.0130			
Eng. Q4BA	man 5 speed, t.tnr. MTX75		7.6242		
Eng. Q4BA	man 6 speed, t.tnr. MMT6		7.6267		
All engines	man 6 speed, t.tnr. M66		7.6272		
All engines	COL:black, see connection type			7.1231 T20	
Eng. Q4BA	COL:light blue, COL:white, see connection type			7.1237 T20	
All engines	see connection type				7.1221 T22
All engines	no specific info conc. application available, safety switch				7.1236, 7.1271 T22

				ENGINE
2.2 TDCi	Diesel	147	11/10-06/15	KNWA

Engine	Information	S10	T10	T20 - T23	T22 - T25
All engines		7.0130	7.6272	7.1231 T20	
All engines	see connection type				7.1221 T22
All engines	no specific info conc. application available, safety switch				7.1236, 7.1271 T22

				ENGINE
2.3	Petrol	118	09/07-06/15	SEWA

Engine	Information	S10	T10	T20 - T23	T22 - T25
All engines	COL:green, spanner size 24, switch press. 0.25 bar	7.0146			
All engines				7.1231 T20	
All engines	see connection type				7.1221 T22
All engines	no specific info conc. application available, safety switch				7.1236, 7.1271 T22

				ENGINE
2.5 ST	Petrol	162	05/06->	HUWA

Engine	Information	S10	T10	T20 - T23	T22 - T25
All engines	man 5 speed, t.tnr. MTX75		7.6242		
All engines	man 6 speed, t.tnr. MMT6		7.6267		
All engines	man 6 speed, t.tnr. M66		7.6272		
All engines	COL:black, see connection type			7.1231 T20	
All engines	COL:light blue, COL:white, see connection type			7.1237 T20	
All engines	see connection type				7.1221 T22
All engines	no specific info conc. application available, safety switch				7.1236, 7.1271 T22

GALAXY III

				ENGINE
1.5 EcoBoost	Petrol	118	01/15-06/18	UNCI, UN CJ, UNCK

Engine	Information	S10	T10	T20 - T23	T22 - T25
All engines	COL:green, spanner size 24, switch press. 0.25 bar	7.0146			
All engines			7.6267	7.1245 T20	7.1236 T22





				ENGINE
1.5 EcoBoost	Petrol	121	07/18->	C15HDTX

Engine	Information	S10	T10	T20 - T23	T22 - T25
All engines	COL:green, spanner size 24, switch press. 0.25 bar	7.0146			
All engines			7.6267	7.1245 T20	7.1236 T22

				ENGINE
2.0 EcoBlue	Diesel	110	07/18->	YMCB





Engine	Information	S10	T10	T20 - T23	T22 - T25
All engines			7.6267	7.1245 T20	7.1236 T22

S10 OIL PRESSURE WARNING LIGHT SWITCH	T10 REVERSING LIGHT SWITCH	T20 BRAKE LIGHT SWITCH
T22 SWITCH CLUTCH CONTROL (CRUISE CONTROL)	T23 SWITCH BRAKE ACTUATION (ENGINE TIMING)	T25 SWITCH CLUTCH CONTROL (ENGINE CONTROL)

				FUNCTIONS ON THE VEHICLE				
Vehicle	alim.	kW	Date	Engine	 S10	 T10	 T20 - T23	 T22 - T25
				ENGINE				
2.0 EcoBlue	Diesel	140	07/18->	BCCC				
				ENGINE				
Engine		Information			S10	T10	T20 - T23	T22 - T25
All engines						7.6267	7.1245 T20	7.1236 T22
				ENGINE				
2.0 EcoBlue 4x4	Diesel	110	07/18->	YMCB				
				ENGINE				
Engine		Information			S10	T10	T20 - T23	T22 - T25
All engines						7.6267	7.1245 T20	7.1236 T22
				ENGINE				
2.0 EcoBlue 4x4	Diesel	140	07/18->	BCCC				
				ENGINE				
Engine		Information			S10	T10	T20 - T23	T22 - T25
All engines							7.1245 T20	
				ENGINE				
2.0 EcoBoost	Petrol	176	01/15->	R9CD, R9CI				
				ENGINE				
Engine		Information			S10	T10	T20 - T23	T22 - T25
All engines		COL:green, spanner size 24, switch press. 0.25 bar			7.0146			
All engines						7.6267	7.1245 T20	7.1236 T22
				ENGINE				
2.0 TDCi	Diesel	103	01/15->	--				
				ENGINE				
Engine		Information			S10	T10	T20 - T23	T22 - T25
All engines						7.6267	7.1245 T20	7.1236 T22
				ENGINE				
2.0 TDCi	Diesel	110	01/15-06/18	T7CI, T7CJ, T7CK, T7CL				
				ENGINE				
Engine		Information			S10	T10	T20 - T23	T22 - T25
All engines						7.6267	7.1245 T20	7.1236 T22
				ENGINE				
2.0 TDCi	Diesel	132	01/15-06/18	T8CG, T8CH, T8CI, T8CJ				
				ENGINE				
Engine		Information			S10	T10	T20 - T23	T22 - T25
All engines						7.6267	7.1245 T20	7.1236 T22
				ENGINE				
2.0 TDCi 4x4	Diesel	110	05/15-06/18	T7CI, T7CJ, T7CK, T7CL				
				ENGINE				
Engine		Information			S10	T10	T20 - T23	T22 - T25
All engines						7.6267	7.1245 T20	7.1236 T22
				ENGINE				
2.0 TDCi 4x4	Diesel	132	05/15-06/18	T8CG, T8CH, T8CI, T8CJ				
				ENGINE				
Engine		Information			S10	T10	T20 - T23	T22 - T25
All engines						7.6267	7.1245 T20	7.1236 T22
				ENGINE				
2.0 TDCi Bi-Turbo	Diesel	154	01/15-06/18	T9CB, T9CC				
				ENGINE				
Engine		Information			S10	T10	T20 - T23	T22 - T25
All engines						7.6267	7.1245 T20	7.1236 T22
				ENGINE				
GRAND C-MAX				ENGINE				
1.0 EcoBoost	Petrol	74	10/12->	M2DA, M2DC, SFDA				
				ENGINE				
Engine		Information			S10	T10	T20 - T23	T22 - T25
All engines		COL:green, spanner size 24, switch press. 0.25 bar			7.0146			
Eng. SFDA		man 5 speed, t.tnr. MTX75				7.6242		
All engines		man 6 speed, t.tnr. B6, t.tnr. MMT6				7.6267		
Eng. SFDA		man 5 speed, t.tnr. IB5				7.6283		
All engines							7.1245 T20	
Eng. SFDA		see connection type						7.1221 T22
Eng. M2DA, M2DC								7.1221 T25
All engines		safety switch, see connection type						7.1236 T22
				ENGINE				
1.0 EcoBoost	Petrol	92	10/12->	M1DA, M1DD				
				ENGINE				
Engine		Information			S10	T10	T20 - T23	T22 - T25
All engines		COL:green, spanner size 24, switch press. 0.25 bar			7.0146			
All engines		t.tnr. B6, t.tnr. MMT6				7.6267		
All engines							7.1245 T20	7.1221, 7.1236 T22, T25

S10	OIL PRESSURE WARNING LIGHT SWITCH	T10	REVERSING LIGHT SWITCH	T20	BRAKE LIGHT SWITCH
T22	SWITCH CLUTCH CONTROL (CRUISE CONTROL)	T23	SWITCH BRAKE ACTUATION (ENGINE TIMING)	T25	SWITCH CLUTCH CONTROL (ENGINE CONTROL)

FUNCTIONS ON THE VEHICLE

Vehicle	alim.	kW	Date	Engine	 S10	 T10	 T20 - T23	 T22 - T25
---------	-------	----	------	--------	---	---	--	---

ENGINE				
1.5 EcoBoost	Petrol	110	03/15->	M8DB

Engine	Information	S10	T10	T20 - T23	T22 - T25
All engines	COL:green, spanner size 24, switch press. 0.25 bar	7.0146			
All engines			7.6267	7.1245 T20	7.1221, 7.1236 T22, T25

ENGINE				
1.5 EcoBoost	Petrol	134	03/15->	M9DB

Engine	Information	S10	T10	T20 - T23	T22 - T25
All engines	COL:green, spanner size 24, switch press. 0.25 bar	7.0146			
All engines				7.1245 T20	

ENGINE				
1.5 TDCi	Diesel	70	03/15->	XXDA, XXDC

Engine	Information	S10	T10	T20 - T23	T22 - T25
All engines			7.6267	7.1245 T20	7.1221, 7.1236 T22, T25

ENGINE				
1.5 TDCi	Diesel	88	03/15->	AEDA, XWDA, XWDB, XWDD

Engine	Information	S10	T10	T20 - T23	T22 - T25
All engines			7.6267	7.1245 T20	7.1221, 7.1236 T22, T25

ENGINE				
1.6 EcoBoost	Petrol	110	12/10->	JQDA, JQDB

Engine	Information	S10	T10	T20 - T23	T22 - T25
All engines	COL:green, spanner size 24, switch press. 0.25 bar	7.0146			
All engines			7.6267	7.1245 T20	7.1221 T25

ENGINE				
1.6 EcoBoost	Petrol	134	12/10->	JTDA, JTDB

Engine	Information	S10	T10	T20 - T23	T22 - T25
All engines	COL:green, spanner size 24, switch press. 0.25 bar	7.0146			
All engines			7.6267	7.1245 T20	7.1221 T25

ENGINE				
1.6 TDCi	Diesel	70	12/10->	T3DA, T3DB

Engine	Information	S10	T10	T20 - T23	T22 - T25
All engines		7.0130	7.6267	7.1245 T20	7.1221 T25

ENGINE				
1.6 TDCi	Diesel	85	12/10->	T1DA, T1DB

Engine	Information	S10	T10	T20 - T23	T22 - T25
All engines		7.0130	7.6267	7.1245 T20	7.1221 T25

ENGINE				
1.6 Ti	Petrol	77	12/10->	IQDA, IQDB

Engine	Information	S10	T10	T20 - T23	T22 - T25
All engines	COL:green, spanner size 24, switch press. 0.25 bar	7.0146			
All engines			7.6283	7.1245 T20	7.1221 T25

ENGINE				
1.6 Ti	Petrol	92	12/10->	PNDA, PNDD

Engine	Information	S10	T10	T20 - T23	T22 - T25
All engines	COL:green, spanner size 24, switch press. 0.25 bar	7.0146			
All engines			7.6283	7.1245 T20	7.1221 T25

ENGINE				
2.0 TDCi	Diesel	100	02/11->	UKDB

Engine	Information	S10	T10	T20 - T23	T22 - T25
All engines		7.0130	7.6267	7.1245 T20	7.1221 T25

ENGINE				
2.0 TDCi	Diesel	103	12/10->	UFDB





Engine	Information	S10	T10	T20 - T23	T22 - T25
All engines		7.0130	7.6267	7.1245 T20	7.1221 T25

ENGINE				
2.0 TDCi	Diesel	110	03/15->	T7DB, T7DC

Engine	Information	S10	T10	T20 - T23	T22 - T25
Eng. T7DB		7.0130			

S10 OIL PRESSURE WARNING LIGHT SWITCH	T10 REVERSING LIGHT SWITCH	T20 BRAKE LIGHT SWITCH
T22 SWITCH CLUTCH CONTROL (CRUISE CONTROL)	T23 SWITCH BRAKE ACTUATION (ENGINE TIMING)	T25 SWITCH CLUTCH CONTROL (ENGINE CONTROL)

FUNCTIONS ON THE VEHICLE

Vehicle	alim.	kW	Date	Engine	 S10	 T10	 T20 - T23	 T22 - T25
---------	-------	----	------	--------	---	---	--	---

ENGINE							
2.0 TDCi	Diesel	110	03/15->	T7DB, T7DC			
Engine	Information			S10	T10	T20 - T23	T22 - T25
All engines					7.6267	7.1245 T20	7.1221, 7.1236 T22, T25

ENGINE							
2.0 TDCi	Diesel	120	12/10->	TXDB			
Engine	Information			S10	T10	T20 - T23	T22 - T25
All engines				7.0130	7.6267	7.1245 T20	7.1221 T25

ENGINE							
2.0 TDCi	Diesel	125	03/15->	T8DE			
Engine	Information			S10	T10	T20 - T23	T22 - T25
All engines						7.1245 T20	

ENGINE							
2.0 TDCi	Diesel	85	02/11->	TYDA			
Engine	Information			S10	T10	T20 - T23	T22 - T25
All engines				7.0130		7.1245 T20	
All engines	man 6 speed				7.6267		
All engines	man 5 speed				7.6283		
All engines	see connection type						7.1221 T22
All engines	safety switch, see connection type						7.1236 T22

ENGINE				
1.3	Petrol	51	09/02-03/04	A9A, A9B

Engine	Information			S10	T10	T20 - T23	T22 - T25
All engines	COL:black, spanner size 24, switch press. 0.4 bar			7.0145			
All engines	COL:white, spanner size 22, thread M16x1.5				7.6212		
All engines	COL:black, Conn. nr. 2					7.1112 T20	
All engines						7.1188 T23	

ENGINE				
1.3 i	Petrol	36	06/98-11/08	JJD, JJF, JJG, JJH, JJJ

Engine	Information			S10	T10	T20 - T23	T22 - T25
All engines				7.0011			7.1188 T22
All engines	COL:white, spanner size 22, thread M16x1.5				7.6212		
All engines	COL:black, LHD					7.1041 T20	
All engines	COL:black, Conn. nr. 2, RHD					7.1112 T20	

ENGINE				
1.3 i	Petrol	37	09/96-10/02	JJB

Engine	Information			S10	T10	T20 - T23	T22 - T25
All engines				7.0011			7.1188 T22
All engines	COL:white, spanner size 22, thread M16x1.5				7.6212		
All engines	COL:black					7.1041 T20	

ENGINE				
1.3 i	Petrol	44	09/96-11/08	BAA, J4D, J4K, J4M, J4N, J4P, J4S

Engine	Information			S10	T10	T20 - T23	T22 - T25
All engines				7.0011			7.1188 T22
All engines	COL:white, spanner size 22, thread M16x1.5				7.6212		
All engines	COL:black					7.1041 T20	

ENGINE				
1.3 i	Petrol	51	08/02-11/08	A9A, A9B


Engine	Information			S10	T10	T20 - T23	T22 - T25
All engines	COL:black, spanner size 24, switch press. 0.4 bar			7.0145			
All engines	COL:white, spanner size 22, thread M16x1.5				7.6212		
All engines	COL:black					7.1041 T20	
All engines							7.1188 T22

ENGINE				
1.6 i	Petrol	70	02/01-11/08	CCA, CDB, CDC

Engine	Information			S10	T10	T20 - T23	T22 - T25
All engines				7.0145			7.1188 T22
All engines	COL:white, spanner size 22, thread M16x1.5				7.6212		
All engines	COL:black, LHD					7.1041 T20	
All engines	COL:black, Conn. nr. 2, RHD					7.1112 T20	

S10 OIL PRESSURE WARNING LIGHT SWITCH	T10 REVERSING LIGHT SWITCH	T20 BRAKE LIGHT SWITCH
T22 SWITCH CLUTCH CONTROL (CRUISE CONTROL)	T23 SWITCH BRAKE ACTUATION (ENGINE TIMING)	T25 SWITCH CLUTCH CONTROL (ENGINE CONTROL)

FUNCTIONS ON THE VEHICLE

Vehicle	alim.	kW	Date	Engine	 S10	 T10	 T20 - T23	 T22 - T25
---------	-------	----	------	--------	---	---	--	---

ENGINE				
1.6 i	Petrol	71	11/05-09/08	HL16SL9B

Engine	Information	S10	T10	T20 - T23	T22 - T25
All engines		7.0145			7.1188 T22
All engines	COL:white, spanner size 22, thread M16x1.5		7.6212		
All engines	COL:black, LHD			7.1041 T20	
All engines	COL:black, Conn. nr. 2, RHD			7.1112 T20	

ENGINE				
1.2	Petrol	51	10/08->	FP4, FP4(169A4000)

Engine	Information	S10	T10	T20 - T23	T22 - T25
All engines		7.0096	7.6142		
All engines	-> 01/11/11, -> 13/12/11, LHD, RHD			7.1161 T20	
All engines	01/12/11 -, 13/12/11 -, LHD			7.1247 T20	
Eng. FP4(169A4000)	-> 01/10/10, RHD				7.1170 T22
All engines	-> 01/12/09, -> 13/01/10, LHD				7.1248 T22

ENGINE				
1.3 TDCi	Diesel	55	10/08->	BAAA, FD4, FD4(169A1000)

Engine	Information	S10	T10	T20 - T23	T22 - T25
All engines		7.0096	7.6142		
All engines	-> 01/11/11, -> 13/12/11, LHD, RHD			7.1161 T20	
All engines	01/12/11 -, 13/12/11 -, LHD			7.1247 T20	
Eng. BAAA, FD4(169A1000)	-> 01/10/10, RHD				7.1170 T22
All engines	-> 13/01/10, LHD				7.1248 T22

ENGINE				
1.2	Petrol	51	06/16->	B2KA

Engine	Information	S10	T10	T20 - T23	T22 - T25
All engines	COL:green, spanner size 24, switch press. 0.25 bar	7.0146			
All engines			7.6283	7.1245 T20	7.1221 T22

ENGINE				
1.2	Petrol	63	06/16->	YSKD, YSKE

Engine	Information	S10	T10	T20 - T23	T22 - T25
All engines	COL:green, spanner size 24, switch press. 0.25 bar	7.0146			
All engines			7.6283	7.1245 T20	7.1221, 7.1271 T22, T25

ENGINE				
1.5 TDCi	Diesel	81	01/16->	--

Engine	Information	S10	T10	T20 - T23	T22 - T25
All engines			7.6283	7.1245 T20	
All engines	see connection type				7.1221 T22
All engines	safety switch, see connection type				7.1271 T22

ENGINE				
2.0 TDCi	Diesel	100	03/08-11/12	G6DG, UKDA

Engine	Information	S10	T10	T20 - T23	T22 - T25
All engines		7.0130	7.6267	7.1231 T20	
All engines	see connection type				7.1221 T22
All engines	safety switch, see connection type				7.1236 T22

ENGINE				
2.0 TDCi	Diesel	103	03/10-11/12	UFDA




Engine	Information	S10	T10	T20 - T23	T22 - T25
All engines		7.0130	7.6272	7.1231 T20	
All engines	see connection type				7.1221 T22
All engines	safety switch, see connection type				7.1236 T22

ENGINE				
2.0 TDCi	Diesel	110	03/10->	--

Engine	Information	S10	T10	T20 - T23	T22 - T25
All engines		7.0130			
All engines	man 6 speed, no specific info conc. application available, t.tnr. MMT6		7.6267		
All engines	man 6 speed, t.tnr. M66		7.6272		
All engines	see connection type			7.1231, 7.1237 T20	7.1221 T22

S10 OIL PRESSURE WARNING LIGHT SWITCH	T10 REVERSING LIGHT SWITCH	T20 BRAKE LIGHT SWITCH
T22 SWITCH CLUTCH CONTROL (CRUISE CONTROL)	T23 SWITCH BRAKE ACTUATION (ENGINE TIMING)	T25 SWITCH CLUTCH CONTROL (ENGINE CONTROL)

FUNCTIONS ON THE VEHICLE

Vehicle	alim.	kW	Date	Engine	 S10	 T10	 T20 - T23	 T22 - T25
---------	-------	----	------	--------	---	---	--	---

ENGINE				
2.0 TDCi	Diesel	110	03/10->	--

Engine	Information	S10	T10	T20 - T23	T22 - T25
All engines	safety switch, see connection type				7.1236 T22

ENGINE				
2.0 TDCi 4x4	Diesel	100	03/08-11/12	G6DG, UKDA

Engine	Information	S10	T10	T20 - T23	T22 - T25
All engines		7.0130	7.6267	7.1231 T20	
All engines	see connection type				7.1221 T22
All engines	safety switch, see connection type				7.1236 T22

ENGINE				
2.0 TDCi 4x4	Diesel	103	03/10-11/12	UFDA

Engine	Information	S10	T10	T20 - T23	T22 - T25
All engines		7.0130	7.6272	7.1231 T20	
All engines	see connection type				7.1221 T22
All engines	safety switch, see connection type				7.1236 T22

ENGINE				
2.0 TDCi 4x4	Diesel	120	03/10-11/12	TXDA

Engine	Information	S10	T10	T20 - T23	T22 - T25
All engines		7.0130	7.6267	7.1231 T20	
All engines	see connection type				7.1221 T22
All engines	safety switch, see connection type				7.1236 T22

ENGINE				
2.0 TDCi CRT C	Diesel	100	03/10->	--

Engine	Information	S10	T10	T20 - T23	T22 - T25
All engines		7.0130			
All engines	man 6 speed, no specific info conc. application available, t.nnr. MMT6		7.6267		
All engines	man 6 speed, t.nnr. M66		7.6272		
All engines	see connection type			7.1231, 7.1237 T20	7.1221 T22
All engines	safety switch, see connection type				7.1236 T22

ENGINE				
2.5	Petrol	147	03/09-11/12	HYDB, HYDC

Engine	Information	S10	T10	T20 - T23	T22 - T25
All engines		7.0056			
All engines	man 6 speed, no specific info conc. application available, t.nnr. MMT6		7.6267		
Eng. HYDC	man 6 speed, t.nnr. M66		7.6272		
All engines	see connection type			7.1231 T20	
Eng. HYDC	see connection type			7.1237 T20	7.1221 T22
Eng. HYDB				7.1237 T23	7.1221 T25
All engines	safety switch, see connection type				7.1236 T22

ENGINE				
2.5 4x4	Petrol	147	03/09->	HYDB, HYDC

Engine	Information	S10	T10	T20 - T23	T22 - T25
All engines		7.0056	7.6267	7.1231 T20	
Eng. HYDB	see connection type				7.1221 T22
Eng. HYDB	safety switch, see connection type				7.1236 T22

KUGA II				
---------	--	--	--	--

ENGINE				
1.5 16V	Petrol	0	03/13->	--

Engine	Information	S10	T10	T20 - T23	T22 - T25
All engines		7.0146	7.6267	7.1245 T20	
All engines	see connection type				7.1221, 7.1236 T22

ENGINE				
1.5 EcoBoost	Petrol	110	09/14->	M8MA

Engine	Information	S10	T10	T20 - T23	T22 - T25
All engines	COL:green, spanner size 24, switch press. 0.25 bar	7.0146			
All engines			7.6267	7.1245 T20	7.1221, 7.1236 T22, T25

S10 OIL PRESSURE WARNING LIGHT SWITCH	T10 REVERSING LIGHT SWITCH	T20 BRAKE LIGHT SWITCH
T22 SWITCH CLUTCH CONTROL (CRUISE CONTROL)	T23 SWITCH BRAKE ACTUATION (ENGINE TIMING)	T25 SWITCH CLUTCH CONTROL (ENGINE CONTROL)

FUNCTIONS ON THE VEHICLE

Vehicle	alim.	kW	Date	Engine	 S10	 T10	 T20 - T23	 T22 - T25
---------	-------	----	------	--------	---	---	--	---

				ENGINE
1.5 EcoBoost	Petrol	88	01/16->	BNMA

Engine	Information	S10	T10	T20 - T23	T22 - T25
All engines	COL:green, spanner size 24, switch press. 0.25 bar	7.0146			
All engines			7.6267	7.1245 T20	7.1221, 7.1236 T22, T25

				ENGINE
1.5 EcoBoost 4x4	Petrol	134	09/14->	M9MA

Engine	Information	S10	T10	T20 - T23	T22 - T25
All engines	COL:green, spanner size 24, switch press. 0.25 bar	7.0146			
All engines			7.6267	7.1245 T20	
All engines	see connection type				7.1221, 7.1236 T22

				ENGINE
1.5 TDCi	Diesel	88	07/16->	--, XWMB, XWMC

Engine	Information	S10	T10	T20 - T23	T22 - T25
All engines			7.6267	7.1245 T20	
All engines	see connection type				7.1221 T22
Eng. --	see connection type				7.1236 T22
Eng. XWMB, XWMC					7.1236 T25

				ENGINE
1.6 EcoBoost	Petrol	110	03/13->	JQMA, JQMB

Engine	Information	S10	T10	T20 - T23	T22 - T25
All engines	COL:green, spanner size 24, switch press. 0.25 bar	7.0146			
All engines			7.6267	7.1245 T20	
Eng. JQMB	see connection type				7.1221 T22
Eng. JQMA					7.1221 T25
All engines	see connection type				7.1236 T22

				ENGINE
1.6 EcoBoost	Petrol	118	11/12->	--, JTBA

Engine	Information	S10	T10	T20 - T23	T22 - T25
All engines	COL:green, spanner size 24, switch press. 0.25 bar	7.0146			
Eng. --			7.6267		
All engines				7.1245 T20	
Eng. --	see connection type				7.1221, 7.1236 T22

				ENGINE
1.6 EcoBoost	Petrol	130	01/13->	--

Engine	Information	S10	T10	T20 - T23	T22 - T25
All engines		7.0146	7.6267	7.1245 T20	
All engines	see connection type				7.1221, 7.1236 T22

				ENGINE
1.6 EcoBoost 4x4	Petrol	110	03/13->	JQMA, JQMB

Engine	Information	S10	T10	T20 - T23	T22 - T25
All engines	COL:green, spanner size 24, switch press. 0.25 bar	7.0146			
All engines			7.6267	7.1245 T20	
All engines	see connection type				7.1221, 7.1236 T22

				ENGINE
1.6 EcoBoost 4x4	Petrol	132	10/12-04/15	JTMA

Engine	Information	S10	T10	T20 - T23	T22 - T25
All engines	COL:green, spanner size 24, switch press. 0.25 bar	7.0146			
All engines				7.1245 T20	

				ENGINE
1.6 EcoBoost 4x4	Petrol	134	03/13->	JTMA


Engine	Information	S10	T10	T20 - T23	T22 - T25
All engines	COL:green, spanner size 24, switch press. 0.25 bar	7.0146			
All engines			7.6267	7.1245 T20	

				ENGINE
2.0 4x4	Petrol	179	03/13-06/16	--

Engine	Information	S10	T10	T20 - T23	T22 - T25
All engines		7.0146	7.6267	7.1245 T20	
All engines	see connection type				7.1221, 7.1236 T22

S10 OIL PRESSURE WARNING LIGHT SWITCH	T10 REVERSING LIGHT SWITCH	T20 BRAKE LIGHT SWITCH
T22 SWITCH CLUTCH CONTROL (CRUISE CONTROL)	T23 SWITCH BRAKE ACTUATION (ENGINE TIMING)	T25 SWITCH CLUTCH CONTROL (ENGINE CONTROL)

FUNCTIONS ON THE VEHICLE

Vehicle	alim.	kW	Date	Engine	 S10	 T10	 T20 - T23	 T22 - T25
---------	-------	----	------	--------	---	---	--	---

				ENGINE
2.0 EcoBoost	Petrol	176	03/13->	--

Engine	Information	S10	T10	T20 - T23	T22 - T25
All engines		7.0146	7.6267	7.1245 T20	
All engines	see connection type				7.1221, 7.1236 T22

				ENGINE
2.0 EcoBoost 4x4	Petrol	178	08/17->	R9MA

Engine	Information	S10	T10	T20 - T23	T22 - T25
All engines				7.1245 T20	

				ENGINE
2.0 TDCi	Diesel	100	03/13->	UKMA

Engine	Information	S10	T10	T20 - T23	T22 - T25
All engines		7.0130	7.6267	7.1245 T20	7.1221, 7.1236 T22, T25

				ENGINE
2.0 TDCi	Diesel	103	03/13->	UFMA

Engine	Information	S10	T10	T20 - T23	T22 - T25
All engines		7.0130	7.6267	7.1245 T20	7.1221, 7.1236 T22, T25

				ENGINE
2.0 TDCi	Diesel	110	09/14->	T7MA, T7MB

Engine	Information	S10	T10	T20 - T23	T22 - T25
All engines	-> 15/10/14	7.0130			
All engines			7.6267	7.1245 T20	7.1221, 7.1236 T22, T25

				ENGINE
2.0 TDCi	Diesel	85	03/13->	TYMA

Engine	Information	S10	T10	T20 - T23	T22 - T25
All engines		7.0130	7.6267	7.1245 T20	7.1221, 7.1236 T22, T25

				ENGINE
2.0 TDCi	Diesel	88	09/14->	XRMA, XRMB

Engine	Information	S10	T10	T20 - T23	T22 - T25
All engines			7.6267	7.1245 T20	7.1221, 7.1236 T22, T25

				ENGINE
2.0 TDCi 4x4	Diesel	100	03/13->	UKMA

Engine	Information	S10	T10	T20 - T23	T22 - T25
All engines		7.0130	7.6267	7.1245 T20	7.1221, 7.1236 T22, T25

				ENGINE
2.0 TDCi 4x4	Diesel	103	03/13->	UFMA

Engine	Information	S10	T10	T20 - T23	T22 - T25
All engines		7.0130	7.6267	7.1245 T20	7.1221, 7.1236 T22, T25

				ENGINE
2.0 TDCi 4x4	Diesel	110	09/14->	T7MA, T7MB

Engine	Information	S10	T10	T20 - T23	T22 - T25
All engines	-> 15/10/14	7.0130			
All engines			7.6267	7.1245 T20	7.1221, 7.1236 T22, T25

				ENGINE
2.0 TDCi 4x4	Diesel	120	03/13->	TXDA, TXMA

Engine	Information	S10	T10	T20 - T23	T22 - T25
All engines		7.0130	7.6267	7.1245 T20	
Eng. TXDA	see connection type				7.1221 T22
Eng. TXMA					7.1221 T25
All engines	see connection type				7.1236 T22

				ENGINE
2.0 TDCi 4x4	Diesel	132	09/14->	T8MA, T8MB

Engine	Information	S10	T10	T20 - T23	T22 - T25
All engines	-> 15/10/14	7.0130			
All engines			7.6267	7.1245 T20	7.1221, 7.1236 T22, T25

S10 OIL PRESSURE WARNING LIGHT SWITCH	T10 REVERSING LIGHT SWITCH	T20 BRAKE LIGHT SWITCH
T22 SWITCH CLUTCH CONTROL (CRUISE CONTROL)	T23 SWITCH BRAKE ACTUATION (ENGINE TIMING)	T25 SWITCH CLUTCH CONTROL (ENGINE CONTROL)

FUNCTIONS ON THE VEHICLE

Vehicle	alim.	kW	Date	Engine	 S10	 T10	 T20 - T23	 T22 - T25
---------	-------	----	------	--------	---	---	--	---

ENGINE				
2.5	Petrol	110	01/14->	--, YTMA

Engine	Information	S10	T10	T20 - T23	T22 - T25
Eng. --			7.6267		
All engines				7.1245 T20	
Eng. --	see connection type				7.1221, 7.1236 T22

ENGINE				
2.5	Petrol	125	09/13->	--

Engine	Information	S10	T10	T20 - T23	T22 - T25
All engines			7.6267	7.1245 T20	
All engines	see connection type				7.1221, 7.1236 T22

ENGINE				
2.5 PFI	Petrol	0	03/13->	--

Engine	Information	S10	T10	T20 - T23	T22 - T25
All engines			7.6267	7.1245 T20	
All engines	see connection type				7.1221, 7.1236 T22

MAVERICK

ENGINE				
2.0 16V	Petrol	91	02/01->	YF

Engine	Information	S10	T10	T20 - T23	T22 - T25
All engines	COL:black, spanner size 24, switch press. 0.4 bar	7.0145			
All engines	01/01/04 ->		7.6231		

ENGINE				
2.0 16V FWD	Petrol	91	02/01->	YF

Engine	Information	S10	T10	T20 - T23	T22 - T25
All engines	COL:black, spanner size 24, switch press. 0.4 bar	7.0145			

ENGINE				
2.3 16V	Petrol	110	03/04->	GZ, ZH23HYU

Engine	Information	S10	T10	T20 - T23	T22 - T25
All engines	COL:green, spanner size 24, switch press. 0.25 bar	7.0146			
All engines			7.6231		

ENGINE				
2.4 i	Petrol	85	09/96-04/98	KA24

Engine	Information	S10	T10	T20 - T23	T22 - T25
All engines		7.0042	7.6115	7.1304 T20	

ENGINE				
2.4 i	Petrol	87	09/96-04/98	KA24

Engine	Information	S10	T10	T20 - T23	T22 - T25
All engines		7.0042	7.6115	7.1304 T20	

ENGINE				
2.4 i	Petrol	91	02/93-08/96	KA24E

Engine	Information	S10	T10	T20 - T23	T22 - T25
All engines		7.0042	7.6115	7.1304 T20	

ENGINE				
2.7 TD	Diesel	74	02/93-04/98	TD27

Engine	Information	S10	T10	T20 - T23	T22 - T25
All engines		7.0042	7.6115	7.1304 T20	

ENGINE				
2.7 TD	Diesel	92	06/96-04/98	TD27E

Engine	Information	S10	T10	T20 - T23	T22 - T25
All engines		7.0042	7.6115	7.1304 T20	

ENGINE				
3.0 V6 24V	Petrol	145	02/01->	AJ


Engine	Information	S10	T10	T20 - T23	T22 - T25
All engines	thread 0.95	7.0148			
All engines	thread 0.63	7.0156			

ENGINE				
3.0 V6 24V	Petrol	149	03/04->	AJ

Engine	Information	S10	T10	T20 - T23	T22 - T25
All engines	-> 01/06/05, 01/07/05 ->, thread 0.95	7.0148			

S10 OIL PRESSURE WARNING LIGHT SWITCH	T10 REVERSING LIGHT SWITCH	T20 BRAKE LIGHT SWITCH
T22 SWITCH CLUTCH CONTROL (CRUISE CONTROL)	T23 SWITCH BRAKE ACTUATION (ENGINE TIMING)	T25 SWITCH CLUTCH CONTROL (ENGINE CONTROL)

FUNCTIONS ON THE VEHICLE

Vehicle	alim.	kW	Date	Engine	 S10	 T10	 T20 - T23	 T22 - T25
---------	-------	----	------	--------	---	---	--	---

ENGINE							
3.0 V6 24V	Petrol	149	03/04->	AJ			
Engine	Information			S10	T10	T20 - T23	T22 - T25
All engines	-> 01/06/05, thread 0.63			7.0156			

ENGINE							
3.0 V6 24V	Petrol	179	09/07-12/10	--			
Engine	Information			S10	T10	T20 - T23	T22 - T25
All engines				7.0148	7.6231	7.1231 T20	
All engines	+cruise control					7.1237 T20	

ENGINE							
3.0 V6 24V FWD	Petrol	145	02/01->	AJ			
Engine	Information			S10	T10	T20 - T23	T22 - T25
All engines	thread 0.95			7.0148			
All engines	thread 0.63			7.0156			

MONDEO I

ENGINE							
1.6 EcoBoost	Petrol	118	11/10-09/14	JTBA			
Engine	Information			S10	T10	T20 - T23	T22 - T25
All engines	COL:green, spanner size 24, switch press. 0.25 bar			7.0146			
All engines	t.tnr. MMT6				7.6267		
All engines	t.tnr. M66				7.6272		
All engines						7.1231, T20, 7.1237 T23	7.1221, T22, 7.1236 T25

ENGINE							
1.6 i	Petrol	66	08/96-09/00	L1J			
Engine	Information			S10	T10	T20 - T23	T22 - T25
All engines	-> 01/05/98			7.0011			
All engines	01/06/98 ->, COL:black, spanner size 24, switch press. 0.4 bar			7.0145			
All engines						7.1111 T20	
All engines	+cruise control						7.1140 T22
All engines	-cruise control						7.1171 T22

ENGINE							
1.6 i 16V	Petrol	65	07/94-08/96	L1J			
Engine	Information			S10	T10	T20 - T23	T22 - T25
All engines				7.0011		7.1111 T20	
All engines	+cruise control						7.1139 T22

ENGINE							
1.6 i 16V	Petrol	66	02/93-08/96	L1F			
Engine	Information			S10	T10	T20 - T23	T22 - T25
All engines				7.0011		7.1111 T20	
All engines	+cruise control						7.1139 T22

ENGINE							
1.6 i 16V	Petrol	70	05/98-09/00	L1L, L1N, L1Q			
Engine	Information			S10	T10	T20 - T23	T22 - T25
Eng. L1L				7.0011			
All engines	COL:black, spanner size 24, switch press. 0.4 bar			7.0145			
All engines	01/01/99 ->, 01/12/98 ->, t.tnr. MTX75, with cable				7.6242		
All engines	COL:black					7.1111 T20	
Eng. L1N, L1Q	COL:green					7.1137 T20	
All engines						7.1137 T23	
All engines	+cruise control						7.1140 T22
All engines	-cruise control						7.1171 T22

ENGINE							
1.6 TDCi EcoNetic	Diesel	85	03/13-09/14	T1BA, T1BB, T1BC			
Engine	Information			S10	T10	T20 - T23	T22 - T25
All engines	t.tnr. MMT6				7.6267		
All engines	t.tnr. M66				7.6272		
All engines						7.1231, T20, 7.1237 T23	7.1221, T22, 7.1236 T25

ENGINE							
1.8 4x4	Petrol	85	02/93-08/96	RKA			
Engine	Information			S10	T10	T20 - T23	T22 - T25
All engines				7.0011		7.1111 T20	

S10 OIL PRESSURE WARNING LIGHT SWITCH	T10 REVERSING LIGHT SWITCH	T20 BRAKE LIGHT SWITCH
T22 SWITCH CLUTCH CONTROL (CRUISE CONTROL)	T23 SWITCH BRAKE ACTUATION (ENGINE TIMING)	T25 SWITCH CLUTCH CONTROL (ENGINE CONTROL)

FUNCTIONS ON THE VEHICLE

Vehicle	alim.	kW	Date	Engine	 S10	 T10	 T20 - T23	 T22 - T25
---------	-------	----	------	--------	---	---	--	---

ENGINE				
1.8 4x4	Petrol	85	02/93-08/96	RKA

Engine	Information	S10	T10	T20 - T23	T22 - T25
All engines	+cruise control				7.1139 T22

ENGINE				
1.8 i	Petrol	85	08/96-09/00	RKA, RKB, RKF, RKH, RKJ, RKK

Engine	Information	S10	T10	T20 - T23	T22 - T25
All engines	-> 01/05/98	7.0011			
All engines	01/06/98 ->, COL:black, spanner size 24, switch press. 0.4 bar	7.0145			
All engines	01/01/99 ->, with cable		7.6242		
All engines				7.1111 T20	
Eng. RKB, RKF, RKH, RKJ, RKK	+cruise control				7.1140 T22
Eng. RKB, RKF, RKH, RKJ, RKK	-cruise control				7.1171 T22

ENGINE				
1.8 i 16V	Petrol	82	01/94-08/96	RKB

Engine	Information	S10	T10	T20 - T23	T22 - T25
All engines		7.0011		7.1111 T20	
All engines	+cruise control				7.1139 T22

ENGINE				
1.8 i 16V	Petrol	85	02/93-08/96	RKA

Engine	Information	S10	T10	T20 - T23	T22 - T25
All engines		7.0011		7.1111 T20	
All engines	+cruise control				7.1139 T22

ENGINE				
1.8 i 16V 4x4	Petrol	85	02/93-08/96	RKA

Engine	Information	S10	T10	T20 - T23	T22 - T25
All engines		7.0011		7.1111 T20	
All engines	+cruise control				7.1139 T22

ENGINE				
1.8 TD	Diesel	65	06/93-08/96	RFM, RFN

Engine	Information	S10	T10	T20 - T23	T22 - T25
All engines		7.0011		7.1111 T20	
All engines	+cruise control				7.1139 T22

ENGINE				
1.8 TD	Diesel	66	10/95-09/00	RFM, RFN

Engine	Information	S10	T10	T20 - T23	T22 - T25
All engines		7.0011		7.1111 T20	
All engines	+cruise control				7.1139 T22
Eng. RFN	+cruise control				7.1140 T22
Eng. RFN	-cruise control				7.1171 T22

ENGINE				
1.8 TDi	Diesel	65	09/96-09/00	RFN

Engine	Information	S10	T10	T20 - T23	T22 - T25
All engines		7.0011		7.1111 T20	

ENGINE				
2.0	Petrol	107	03/07-09/14	A0BC

Engine	Information	S10	T10	T20 - T23	T22 - T25
All engines	COL:green, spanner size 24, switch press. 0.25 bar	7.0146			
All engines	t.tnr. MTX75, thread 16x1.0, without cable		7.6242		
All engines	t.tnr. B5/IB5		7.6283		
All engines				7.1231, 7.1237 T20, T23	7.1221, 7.1236 T22, T25

ENGINE				
2.0 EcoBoost	Petrol	149	03/10-09/14	TNBA





Engine	Information	S10	T10	T20 - T23	T22 - T25
All engines	COL:green, spanner size 24, switch press. 0.25 bar	7.0146			
All engines				7.1231, 7.1237 T20, T23	7.1221, 7.1236 T22, T25

ENGINE				
2.0 EcoBoost	Petrol	176	03/10-09/14	TPBA

Engine	Information	S10	T10	T20 - T23	T22 - T25
All engines	COL:green, spanner size 24, switch press. 0.25 bar	7.0146			

S10	OIL PRESSURE WARNING LIGHT SWITCH	T10	REVERSING LIGHT SWITCH	T20	BRAKE LIGHT SWITCH
T22	SWITCH CLUTCH CONTROL (CRUISE CONTROL)	T23	SWITCH BRAKE ACTUATION (ENGINE TIMING)	T25	SWITCH CLUTCH CONTROL (ENGINE CONTROL)

FUNCTIONS ON THE VEHICLE

Vehicle	alim.	kW	Date	Engine	 S10	 T10	 T20 - T23	 T22 - T25
---------	-------	----	------	--------	---	---	--	---

				ENGINE
2.0 EcoBoost	Petrol	176	03/10-09/14	TPBA

Engine	Information	S10	T10	T20 - T23	T22 - T25
All engines				7.1231, T20, 7.1237 T23	7.1221, T22, 7.1236 T25

				ENGINE
2.0 i	Petrol	96	08/96-09/00	NGA, NGB, NGC, NGD

Engine	Information	S10	T10	T20 - T23	T22 - T25
All engines	-> 01/05/98	7.0011			
All engines	01/06/98 ->, COL:black, spanner size 24, switch press. 0.4 bar	7.0145			
All engines	01/12/98 ->, t.nr. MTX75		7.6242		
All engines				7.1111 T20	
All engines	with control switch			7.1137 T20	
All engines	+cruise control				7.1140 T22
All engines	-cruise control				7.1171 T22

				ENGINE
2.0 i 16V	Petrol	100	02/93-08/96	NGA

Engine	Information	S10	T10	T20 - T23	T22 - T25
All engines		7.0011		7.1111 T20	
All engines	+cruise control				7.1139 T22

				ENGINE
2.0 i 16V	Petrol	97	01/93-08/96	NGA

Engine	Information	S10	T10	T20 - T23	T22 - T25
All engines		7.0011		7.1111 T20	
All engines	+cruise control				7.1139 T22

				ENGINE
2.0 i 16V 4x4	Petrol	100	02/93-08/96	NGA

Engine	Information	S10	T10	T20 - T23	T22 - T25
All engines		7.0011		7.1111 T20	
All engines	+cruise control				7.1139 T22

				ENGINE
2.0 i 16V 4x4	Petrol	97	12/94-08/96	NGA

Engine	Information	S10	T10	T20 - T23	T22 - T25
All engines		7.0011		7.1111 T20	
All engines	+cruise control				7.1139 T22

				ENGINE
2.0 TDCi	Diesel	103	03/07-09/14	QXBB, UFBA

Engine	Information	S10	T10	T20 - T23	T22 - T25
All engines		7.0130		7.1231, T20, 7.1237 T23	7.1221, T22, 7.1236 T25
All engines	t.nr. MMT6		7.6267		
All engines	t.nr. M66		7.6272		

				ENGINE
2.0 TDCi	Diesel	120	03/10-09/14	TXBA

Engine	Information	S10	T10	T20 - T23	T22 - T25
All engines		7.0130		7.1231, T20, 7.1237 T23	7.1221, T22, 7.1236 T25
All engines	t.nr. MMT6		7.6267		
All engines	t.nr. M66		7.6272		

				ENGINE
2.0 TDCi	Diesel	85	11/07-09/14	KLBA

Engine	Information	S10	T10	T20 - T23	T22 - T25
All engines		7.0130		7.1231, T20, 7.1237 T23	7.1221, T22, 7.1236 T25
All engines	t.nr. MMT6		7.6267		
All engines	t.nr. M66		7.6272		

				ENGINE
2.2 TDCi	Diesel	147	03/13-09/14	KNBA

Engine	Information	S10	T10	T20 - T23	T22 - T25
All engines		7.0130		7.1231, T20, 7.1237 T23	

S10 OIL PRESSURE WARNING LIGHT SWITCH	T10 REVERSING LIGHT SWITCH	T20 BRAKE LIGHT SWITCH
T22 SWITCH CLUTCH CONTROL (CRUISE CONTROL)	T23 SWITCH BRAKE ACTUATION (ENGINE TIMING)	T25 SWITCH CLUTCH CONTROL (ENGINE CONTROL)

FUNCTIONS ON THE VEHICLE

Vehicle	alim.	kW	Date	Engine	 S10	 T10	 T20 - T23	 T22 - T25
---------	-------	----	------	--------	---	---	--	---

				ENGINE
2.5 24V	Petrol	125	08/96-09/00	SEA, SEB, SEC

Engine	Information	S10	T10	T20 - T23	T22 - T25
Eng. SEA	with cable		7.6242		
All engines				7.1111 T20	
Eng. SEB, SEC				7.1137 T23	
All engines	+cruise control				7.1140 T22
All engines	-cruise control				7.1171 T22

				ENGINE
2.5 i 24V	Petrol	125	07/94-08/96	SEA

Engine	Information	S10	T10	T20 - T23	T22 - T25
All engines	-> 01/01/95	7.0011			

				ENGINE
2.5 ST 200	Petrol	151	05/99-09/00	SGA

Engine	Information	S10	T10	T20 - T23	T22 - T25
All engines	thread 9	7.0148			
All engines	thread 6	7.0156			
All engines	with cable		7.6242		
All engines				7.1111 T20	
All engines	+cruise control				7.1140 T22
All engines	-cruise control				7.1171 T22

MONDEO II

				ENGINE
1.8 16V	Petrol	81	10/00-03/07	CGBA, CGBB

Engine	Information	S10	T10	T20 - T23	T22 - T25
All engines	COL:green, spanner size 24, switch press. 0.25 bar	7.0146			
All engines	with cable		7.6242		
All engines				7.1111 T20	
All engines	+cruise control				7.1140 T22
All engines	-cruise control				7.1171 T22

				ENGINE
1.8 16V	Petrol	92	10/00-03/07	CHBA, CHBB

Engine	Information	S10	T10	T20 - T23	T22 - T25
All engines	COL:green, spanner size 24, switch press. 0.25 bar	7.0146			
All engines	with cable		7.6242		
All engines				7.1111 T20	
All engines	+cruise control				7.1140 T22
All engines	-cruise control				7.1171 T22

				ENGINE
1.8 Sci	Petrol	96	06/03-03/07	CFBA

Engine	Information	S10	T10	T20 - T23	T22 - T25
All engines	COL:green, spanner size 24, switch press. 0.25 bar	7.0146			
All engines	with cable		7.6242		
All engines				7.1111 T20	
All engines	+cruise control				7.1140 T22
All engines	-cruise control				7.1171 T22

				ENGINE
2.0 16V	Petrol	107	10/00-03/07	CJBA, CJBB

Engine	Information	S10	T10	T20 - T23	T22 - T25
All engines	COL:green, spanner size 24, switch press. 0.25 bar	7.0146			
All engines	with cable		7.6242		
All engines				7.1111 T20	
All engines	+cruise control				7.1140 T22
All engines	-cruise control				7.1171 T22

				ENGINE
2.0 16V DI / TDDi / TDCi	Diesel	66	10/00-03/07	D5BA, SDBA

Engine	Information	S10	T10	T20 - T23	T22 - T25
All engines		7.0145		7.1111 T20	7.1137 T25
All engines	with cable		7.6242		
All engines	+cruise control				7.1140 T22
All engines	-cruise control				7.1171 T22

S10 OIL PRESSURE WARNING LIGHT SWITCH	T10 REVERSING LIGHT SWITCH	T20 BRAKE LIGHT SWITCH
T22 SWITCH CLUTCH CONTROL (CRUISE CONTROL)	T23 SWITCH BRAKE ACTUATION (ENGINE TIMING)	T25 SWITCH CLUTCH CONTROL (ENGINE CONTROL)

FUNCTIONS ON THE VEHICLE

Vehicle	alim.	kW	Date	Engine	 S10	 T10	 T20 - T23	 T22 - T25
---------	-------	----	------	--------	---	---	--	---

ENGINE				
2.0 16V TDDi / TDCi	Diesel	85	10/00-03/07	D6BA, HJBA, HJBB, HJBC

Engine	Information	S10	T10	T20 - T23	T22 - T25
All engines		7.0145		7.1111 T20	
All engines	with cable		7.6242		
All engines	+cruise control				7.1140 T22
All engines	-cruise control				7.1171 T22

ENGINE				
2.0 DI	Diesel	92	10/00-03/07	PD20FMCR

Engine	Information	S10	T10	T20 - T23	T22 - T25
All engines		7.0145	7.6267	7.1111 T20	7.1137 T25
All engines	+cruise control				7.1140 T22
All engines	-cruise control				7.1171 T22

ENGINE				
2.0 TDCi	Diesel	92	02/03-06/05	--

Engine	Information	S10	T10	T20 - T23	T22 - T25
All engines		7.0145			
All engines	man 5 speed		7.6242		
All engines	man 6 speed		7.6267		
All engines	-cruise control			7.1111 T20	7.1171 T22
All engines	+cruise control			7.1137 T20	7.1140 T22

ENGINE				
2.0 TDCi	Diesel	96	10/01-03/07	FMBA, N7BA, N7BB

Engine	Information	S10	T10	T20 - T23	T22 - T25
All engines		7.0145		7.1111 T20	
All engines	with cable		7.6242		
Eng. FMBA, N7BA	+cruise control				7.1140 T22
Eng. FMBA, N7BA	-cruise control				7.1171 T22

ENGINE				
2.2 TDCi	Diesel	110	09/04-03/07	QJBC, QJBD

Engine	Information	S10	T10	T20 - T23	T22 - T25
All engines		7.0145			
All engines	thread 9	7.0148			
All engines	man 5 speed, with cable		7.6242		
All engines	man 6 speed		7.6267		
All engines	-cruise control			7.1111 T20	7.1171 T22
Eng. QJBC	+cruise control			7.1137 T20	
Eng. QJBD					7.1137 T25
All engines	+cruise control				7.1140 T22

ENGINE				
2.2 TDCi	Diesel	114	09/04-03/07	QJBA, QJBB

Engine	Information	S10	T10	T20 - T23	T22 - T25
All engines		7.0145		7.1111 T20	
All engines	with cable		7.6242		
All engines	+cruise control				7.1140 T22
All engines	-cruise control				7.1171 T22

ENGINE				
2.5 V6	Petrol	125	10/00-03/07	LCBD

Engine	Information	S10	T10	T20 - T23	T22 - T25
All engines	thread 9	7.0148			
All engines	with cable		7.6242		
All engines				7.1111 T20	

ENGINE				
2.5 V6 24V	Petrol	125	10/00-03/07	LCBD

Engine	Information	S10	T10	T20 - T23	T22 - T25
All engines	thread 9	7.0148			
All engines	with cable		7.6242		
All engines				7.1111 T20	
All engines	+cruise control				7.1140 T22
All engines	-cruise control				7.1171 T22

S10	OIL PRESSURE WARNING LIGHT SWITCH	T10	REVERSING LIGHT SWITCH	T20	BRAKE LIGHT SWITCH
T22	SWITCH CLUTCH CONTROL (CRUISE CONTROL)	T23	SWITCH BRAKE ACTUATION (ENGINE TIMING)	T25	SWITCH CLUTCH CONTROL (ENGINE CONTROL)

FUNCTIONS ON THE VEHICLE

Vehicle	alim.	kW	Date	Engine	 S10	 T10	 T20 - T23	 T22 - T25
---------	-------	----	------	--------	---	---	--	---

				ENGINE
3.0 V6 24V	Petrol	150	09/04-03/07	MP30MHBA, REBA

Engine	Information	S10	T10	T20 - T23	T22 - T25
All engines	thread 9	7.0148			
All engines	with cable		7.6242		
All engines				7.1111 T20	
Eng. REBA	+cruise control				7.1140 T22
Eng. REBA	-cruise control				7.1171 T22

				ENGINE
ST220	Petrol	166	04/02-03/07	MEBA

Engine	Information	S10	T10	T20 - T23	T22 - T25
All engines	thread 9	7.0148			
All engines	with cable		7.6242		
All engines				7.1111 T20	
All engines	+cruise control				7.1140 T22
All engines	-cruise control				7.1171 T22

				ENGINE
1.6 EcoBoost	Petrol	118	11/10-01/15	JTBA, JTBB

Engine	Information	S10	T10	T20 - T23	T22 - T25
All engines	COL:green, spanner size 24, switch press. 0.25 bar	7.0146			
All engines	man 6 speed		7.6272		
All engines	man 5 speed		7.6283		
All engines				7.1231, 7.1237 T20, T23	7.1221, 7.1236 T22, T25

				ENGINE
1.6 TDCi	Diesel	85	12/10-01/15	T1BA, T1BB, T1BC

Engine	Information	S10	T10	T20 - T23	T22 - T25
All engines		7.0130	7.6267	7.1245 T20	7.1221 T25

				ENGINE
1.6 Ti	Petrol	81	03/07-01/15	RHBA

Engine	Information	S10	T10	T20 - T23	T22 - T25
All engines	COL:green, spanner size 24, switch press. 0.25 bar	7.0146			
All engines	MTX75, thread 16x1.0, without cable		7.6242		
All engines	MMT6		7.6267		
All engines	M66		7.6272		
All engines	B5/IB5		7.6283		
All engines				7.1231 T20	7.1237 T22

				ENGINE
1.6 Ti	Petrol	88	03/10-01/15	KGBA

Engine	Information	S10	T10	T20 - T23	T22 - T25
All engines	COL:green, spanner size 24, switch press. 0.25 bar	7.0146			
All engines	MTX75, thread 16x1.0, without cable		7.6242		
All engines	MMT6		7.6267		
All engines	M66		7.6272		
All engines	B5/IB5		7.6283		
All engines				7.1231 T20	7.1237 T22

				ENGINE
1.6 Ti	Petrol	92	03/07-01/15	PNBA

Engine	Information	S10	T10	T20 - T23	T22 - T25
All engines	COL:green, spanner size 24, switch press. 0.25 bar	7.0146			
All engines	MTX75, thread 16x1.0, without cable		7.6242		
All engines	MMT6		7.6267		
All engines	M66		7.6272		
All engines	B5/IB5		7.6283		
All engines	COL:black, see connection type			7.1231 T20	
All engines	COL:light blue, COL:white, see connection type			7.1237 T20	
All engines					7.1237 T22

				ENGINE
1.8 TDCi	Diesel	74	03/07-01/15	FFBA

Engine	Information	S10	T10	T20 - T23	T22 - T25
All engines	COL:green, spanner size 24, switch press. 0.25 bar	7.0146			
All engines	man 5 speed, MTX75, thread 16x1.0, without cable		7.6242		

S10 OIL PRESSURE WARNING LIGHT SWITCH	T10 REVERSING LIGHT SWITCH	T20 BRAKE LIGHT SWITCH
T22 SWITCH CLUTCH CONTROL (CRUISE CONTROL)	T23 SWITCH BRAKE ACTUATION (ENGINE TIMING)	T25 SWITCH CLUTCH CONTROL (ENGINE CONTROL)

FUNCTIONS ON THE VEHICLE

Vehicle	alim.	kW	Date	Engine	 S10	 T10	 T20 - T23	 T22 - T25
---------	-------	----	------	--------	---	---	--	---

				ENGINE
1.8 TDCi	Diesel	74	03/07-01/15	FFBA

Engine	Information	S10	T10	T20 - T23	T22 - T25		
All engines	man 5 speed, MMT6		7.6267				
All engines	M66		7.6272				
All engines	B5/IB5		7.6283				
All engines				7.1231, 7.1237	T20, T23	7.1221, 7.1236	T22, T25

				ENGINE
1.8 TDCi	Diesel	92	06/07-01/15	KHBA, QYBA

Engine	Information	S10	T10	T20 - T23	T22 - T25		
All engines	COL:green, spanner size 24, switch press. 0.25 bar	7.0146					
All engines	MTX75, thread 16x1.0, without cable		7.6242				
All engines	MMT6		7.6267				
All engines	M66		7.6272				
All engines	B5/IB5		7.6283				
All engines				7.1231, 7.1237	T20, T23	7.1221, 7.1236	T22, T25

				ENGINE
2.0	Petrol	107	03/07-01/15	AOBA, AOBC, TBBA, TBBA

Engine	Information	S10	T10	T20 - T23	T22 - T25		
All engines	COL:green, spanner size 24, switch press. 0.25 bar	7.0146					
All engines	man 5 speed, MTX75, t.tnr. MTX75, thread 16x1.0, without cable		7.6242				
All engines	man 6 speed, MMT6, t.tnr. MMT6		7.6267				
All engines	M66, man 6 speed, t.tnr. M66		7.6272				
All engines	B5/IB5, man 5 speed, t.tnr. IB5		7.6283				
All engines	COL:black, see connection type			7.1231	T20		
Eng. AOBC	COL:light blue, COL:white, see connection type			7.1237	T20		
All engines				7.1237	T23	7.1236	T25
All engines	see connection type					7.1221	T22
Eng. AOBC	+keyless Entry/Go system, see connection type					7.1236	T22

				ENGINE
2.0 EcoBoost	Petrol	176	03/10-01/15	TPBA

Engine	Information	S10	T10	T20 - T23	T22 - T25		
All engines	COL:green, spanner size 24, switch press. 0.25 bar	7.0146					
All engines	man 6 speed		7.6272				
All engines	man 5 speed		7.6283				
All engines				7.1231, 7.1237	T20, T23	7.1221, 7.1236	T22, T25

				ENGINE
2.0 Flexifuel	Petrol/ Ethanol	107	03/09-01/15	TBBA, TBBA

Engine	Information	S10	T10	T20 - T23	T22 - T25		
All engines	COL:green, spanner size 24, switch press. 0.25 bar	7.0146					
All engines	man 5 speed, MTX75, t.tnr. MTX75, thread 16x1.0, without cable		7.6242				
All engines	man 6 speed, MMT6, t.tnr. MMT6		7.6267				
All engines	M66, man 6 speed, t.tnr. M66		7.6272				
All engines	B5/IB5, man 5 speed, t.tnr. IB5		7.6283				
All engines	COL:black, see connection type			7.1231	T20		
Eng. TBBA	COL:light blue, COL:white, see connection type			7.1237	T20		
All engines				7.1237	T23	7.1236	T25
All engines	see connection type					7.1221	T22
Eng. TBBA	+keyless Entry/Go system, see connection type					7.1236	T22

				ENGINE
2.0 LPG	Petrol/ Petro- leum Gas (LPG)	107	07/09-01/15	TBBA

Engine	Information	S10	T10	T20 - T23	T22 - T25		
All engines	COL:green, spanner size 24, switch press. 0.25 bar	7.0146					
All engines	MTX75, thread 16x1.0, without cable		7.6242				
All engines	MMT6		7.6267				
All engines	M66		7.6272				
All engines	B5/IB5		7.6283				
All engines				7.1231, 7.1237	T20, T23	7.1221, 7.1236	T22, T25

S10	OIL PRESSURE WARNING LIGHT SWITCH	T10	REVERSING LIGHT SWITCH	T20	BRAKE LIGHT SWITCH
T22	SWITCH CLUTCH CONTROL (CRUISE CONTROL)	T23	SWITCH BRAKE ACTUATION (ENGINE TIMING)	T25	SWITCH CLUTCH CONTROL (ENGINE CONTROL)

FUNCTIONS ON THE VEHICLE

Vehicle	alim.	kW	Date	Engine	 S10	 T10	 T20 - T23	 T22 - T25
---------	-------	----	------	--------	---	---	--	---

				ENGINE
2.0 SCTi	Petrol	149	03/10-01/15	TNBA

Engine	Information	S10	T10	T20 - T23	T22 - T25
All engines	COL:green, spanner size 24, switch press. 0.25 bar	7.0146			
All engines			7.6272	7.1231, 7.1237	T20, T23
					7.1221, 7.1236
					T22, T25

				ENGINE
2.0 TDCi	Diesel	100	03/07-12/14	AZBC, UKBA, UKBB

Engine	Information	S10	T10	T20 - T23	T22 - T25
All engines		7.0130		7.1231, 7.1237	T20, T23
All engines	t.tnr. MMT6		7.6267		
All engines	t.tnr. M66		7.6272		

				ENGINE
2.0 TDCi	Diesel	103	03/07-01/15	QXBA, QXBB, UFBA, UFBB

Engine	Information	S10	T10	T20 - T23	T22 - T25
All engines		7.0130	7.6267	7.1231, 7.1237	T20, T23
All engines	MTX75, thread 16x1.0, without cable		7.6242		
All engines	M66		7.6272		

				ENGINE
2.0 TDCi	Diesel	120	03/10-01/15	TXBA, TXBB

Engine	Information	S10	T10	T20 - T23	T22 - T25
All engines		7.0130		7.1237	T23
Eng. TXBB	man 5 speed, t.tnr. MTX75		7.6242		
All engines	man 6 speed, t.tnr. MMT6		7.6267		
All engines	man 6 speed, t.tnr. M66		7.6272		
Eng. TXBB	man 5 speed, t.tnr. IB5		7.6283		
All engines	COL:black, see connection type			7.1231	T20
Eng. TXBB	COL:light blue, COL:white, see connection type			7.1237	T20
All engines	see connection type				7.1221
Eng. TXBB	+keyless Entry/Go system, see connection type				7.1236
					T22
					T25

				ENGINE
2.0 TDCi	Diesel	85	11/07-01/15	KLBA, LPBA, TYBA

Engine	Information	S10	T10	T20 - T23	T22 - T25
All engines		7.0130		7.1231, 7.1237	T20, T23
All engines	t.tnr. MMT6		7.6267		
All engines	t.tnr. M66		7.6272		

				ENGINE
2.0 TDCi	Diesel	96	03/07-01/15	AZBA

Engine	Information	S10	T10	T20 - T23	T22 - T25
All engines		7.0130	7.6272	7.1231, 7.1237	T20, T23
					7.1221, 7.1236
					T22, T25

				ENGINE
2.2 TDCi	Diesel	129	03/08-10/10	Q4BA

Engine	Information	S10	T10	T20 - T23	T22 - T25
All engines		7.0130	7.6272	7.1231, 7.1237	T20, T23
					7.1221, 7.1236
					T22, T25

				ENGINE
2.2 TDCi	Diesel	147	07/10-01/15	KNBA

Engine	Information	S10	T10	T20 - T23	T22 - T25
All engines		7.0130		7.1231, 7.1237	T20, T23
All engines	man 6 speed		7.6272		
All engines	man 5 speed		7.6283		

				ENGINE
2.3	Petrol	118	07/07-01/15	SEBA





Engine	Information	S10	T10	T20 - T23	T22 - T25
All engines	COL:green, spanner size 24, switch press. 0.25 bar	7.0146			
All engines				7.1231, 7.1237	T20, T23

				ENGINE
2.5	Petrol	162	03/07-01/15	HUBA

Engine	Information	S10	T10	T20 - T23	T22 - T25
All engines			7.6272	7.1231, 7.1237	T20, T23
					7.1221, 7.1236
					T22, T25

S10 OIL PRESSURE WARNING LIGHT SWITCH	T10 REVERSING LIGHT SWITCH	T20 BRAKE LIGHT SWITCH
T22 SWITCH CLUTCH CONTROL (CRUISE CONTROL)	T23 SWITCH BRAKE ACTUATION (ENGINE TIMING)	T25 SWITCH CLUTCH CONTROL (ENGINE CONTROL)

FUNCTIONS ON THE VEHICLE

Vehicle	alim.	kW	Date	Engine	 S10	 T10	 T20 - T23	 T22 - T25
---------	-------	----	------	--------	---	---	--	---

MONDEO IV

				ENGINE
1.0 EcoBoost	Petrol	92	02/15->	M1CA, M1CB

Engine	Information	S10	T10	T20 - T23	T22 - T25
All engines	COL:green, spanner size 24, switch press. 0.25 bar	7.0146			
All engines			7.6267		
All engines	-> 01/04/18			7.1245 T20	
All engines	safety switch				7.1236 T22

				ENGINE
1.5 EcoBoost	Petrol	118	09/14->	UNCA, UNCB, UNCE, UNCF

Engine	Information	S10	T10	T20 - T23	T22 - T25
All engines	COL:green, spanner size 24, switch press. 0.25 bar	7.0146			
All engines			7.6267		7.1236 T22
All engines	-> 01/04/18			7.1245 T20	

				ENGINE
1.5 EcoBoost	Petrol	121	05/18->	UNCN

Engine	Information	S10	T10	T20 - T23	T22 - T25
All engines	COL:green, spanner size 24, switch press. 0.25 bar	7.0146			
All engines			7.6267		7.1236 T22

				ENGINE
1.5 GTDI	Petrol	0	09/14->	--

Engine	Information	S10	T10	T20 - T23	T22 - T25
All engines		7.0146	7.6267	7.1245 T20	
All engines	safety switch				7.1236 T22

				ENGINE
1.5 TDCi	Diesel	88	03/15->	UGCC, XUCA

Engine	Information	S10	T10	T20 - T23	T22 - T25
All engines			7.6267		7.1236 T22
All engines	-> 01/04/18			7.1245 T20	

				ENGINE
1.6 TDCi	Diesel	85	09/14->	NGCA, U3CA

Engine	Information	S10	T10	T20 - T23	T22 - T25
All engines		7.0130	7.6267		7.1236 T22
All engines	-> 01/04/18			7.1245 T20	

				ENGINE
2.0 EcoBoost	Petrol	146	05/15->	TNCC

Engine	Information	S10	T10	T20 - T23	T22 - T25
All engines	COL:green, spanner size 24, switch press. 0.25 bar	7.0146			
All engines			7.6267		
All engines	-> 01/04/18			7.1245 T20	

				ENGINE
2.0 EcoBoost	Petrol	149	09/14->	TNCD, TNCF

Engine	Information	S10	T10	T20 - T23	T22 - T25
All engines	COL:green, spanner size 24, switch press. 0.25 bar	7.0146			
All engines			7.6267		
All engines	-> 01/04/18			7.1245 T20	
All engines	safety switch				7.1236 T22

				ENGINE
2.0 EcoBoost	Petrol	176	09/14->	R9CB, R9CF, R9CH

Engine	Information	S10	T10	T20 - T23	T22 - T25
All engines	COL:green, spanner size 24, switch press. 0.25 bar	7.0146			
All engines			7.6267		
All engines	-> 01/04/18			7.1245 T20	

				ENGINE
2.0 EcoBoost	Petrol	179	09/12-07/16	--

Engine	Information	S10	T10	T20 - T23	T22 - T25
All engines		7.0146	7.6267	7.1245 T20	
All engines	safety switch				7.1236 T22

				ENGINE
2.0 EcoBoost 4x4	Petrol	179	09/12-07/16	--

Engine	Information	S10	T10	T20 - T23	T22 - T25
All engines		7.0146	7.6267	7.1245 T20	

S10 OIL PRESSURE WARNING LIGHT SWITCH	T10 REVERSING LIGHT SWITCH	T20 BRAKE LIGHT SWITCH
T22 SWITCH CLUTCH CONTROL (CRUISE CONTROL)	T23 SWITCH BRAKE ACTUATION (ENGINE TIMING)	T25 SWITCH CLUTCH CONTROL (ENGINE CONTROL)

FUNCTIONS ON THE VEHICLE

Vehicle	alim.	kW	Date	Engine	 S10	 T10	 T20 - T23	 T22 - T25
---------	-------	----	------	--------	---	---	--	---

ENGINE				
2.0 EcoBoost 4x4	Petrol	179	09/12-07/16	--

Engine	Information	S10	T10	T20 - T23	T22 - T25
All engines	safety switch				7.1236 T22

ENGINE				
2.0 hybrid	Petrol/ Electric/ Lique- fied Petro- leum Gas (LPG)	0	09/14->	--

Engine	Information	S10	T10	T20 - T23	T22 - T25
All engines		7.0146	7.6267	7.1245 T20	
All engines	safety switch				7.1236 T22

ENGINE				
2.0 Hybrid	Petrol/ Electro	130	09/14->	C20EDEF

Engine	Information	S10	T10	T20 - T23	T22 - T25
All engines	COL:green, spanner size 24, switch press. 0.25 bar	7.0146			
All engines	-> 01/04/18			7.1245 T20	

ENGINE				
2.0 TDCi	Diesel	110	09/14->	T7CA, T7CC, T7CD, T7CE, T7CF, T7CN

Engine	Information	S10	T10	T20 - T23	T22 - T25
All engines			7.6267		7.1236 T22
All engines	-> 01/04/18			7.1245 T20	

ENGINE				
2.0 TDCi	Diesel	132	09/14->	T8CA, T8CC, T8CD, T8CL

Engine	Information	S10	T10	T20 - T23	T22 - T25
All engines			7.6267		7.1236 T22
All engines	-> 01/04/18			7.1245 T20	

ENGINE				
2.0 TDCi 4x4	Diesel	110	09/14->	T7CA, T7CC, T7CD, T7CE, T7CF, T7CN

Engine	Information	S10	T10	T20 - T23	T22 - T25
All engines			7.6267		7.1236 T22
All engines	-> 01/04/18			7.1245 T20	

ENGINE				
2.0 TDCi 4x4	Diesel	132	02/15->	T8CA, T8CC, T8CD, T8CL

Engine	Information	S10	T10	T20 - T23	T22 - T25
Eng. T8CC			7.6267		
All engines	-> 01/04/18			7.1245 T20	
Eng. T8CC	safety switch				7.1236 T22

ENGINE				
2.0 TDCi Bi-Turbo	Diesel	154	03/15->	T9CA

Engine	Information	S10	T10	T20 - T23	T22 - T25
All engines			7.6267		
All engines	-> 01/04/18			7.1245 T20	
All engines	safety switch				7.1236 T22

ENGINE				
2.5	Petrol	110	05/15->	S7CB

Engine	Information	S10	T10	T20 - T23	T22 - T25
All engines			7.6267		
All engines	-> 01/04/18			7.1245 T20	

ENGINE				
2.5	Petrol	130	09/13->	--

Engine	Information	S10	T10	T20 - T23	T22 - T25
All engines			7.6267	7.1245 T20	
All engines	safety switch				7.1236 T22





ORION I

ENGINE				
1.3	Petrol	44	12/85-07/90	JBB, JLA, JLB

Engine	Information	S10	T10	T20 - T23	T22 - T25
All engines		7.0011			

S10 OIL PRESSURE WARNING LIGHT SWITCH	T10 REVERSING LIGHT SWITCH	T20 BRAKE LIGHT SWITCH
T22 SWITCH CLUTCH CONTROL (CRUISE CONTROL)	T23 SWITCH BRAKE ACTUATION (ENGINE TIMING)	T25 SWITCH CLUTCH CONTROL (ENGINE CONTROL)

FUNCTIONS ON THE VEHICLE

Vehicle	alim.	kW	Date	Engine	 S10	 T10	 T20 - T23	 T22 - T25
ENGINE								
1.3	Petrol	51	07/83-07/88	JPA				
Engine	Information				S10	T10	T20 - T23	T22 - T25
All engines					7.0011		7.1041 T20	
ENGINE								
1.4 Cat	Petrol	54	02/87-07/90	F6D				
Engine	Information				S10	T10	T20 - T23	T22 - T25
All engines					7.0011	7.6007	7.1041 T20	
ENGINE								
1.6 i	Petrol	77	07/83-07/90	LR1, LRA, LRB				
Engine	Information				S10	T10	T20 - T23	T22 - T25
All engines					7.0011		7.1041 T20	
ENGINE								
1.8 D	Diesel	44	01/89-07/90	RTA, RTB				
Engine	Information				S10	T10	T20 - T23	T22 - T25
All engines					7.0011	7.6006	7.1003 T20	
ORION II								
ENGINE								
1.3	Petrol	44	07/90-12/93	J4B, J6A				
Engine	Information				S10	T10	T20 - T23	T22 - T25
All engines					7.0011			
All engines	+manual transmission					7.6107		
All engines	+automatic transmission					7.6250		
All engines	-> 01/05/92, -ABS, LHD, RHD						7.1041 T20	
All engines	01/05/92 ->, -ABS, RHD						7.1112 T20	
Eng. J6A								7.1188 T22
ENGINE								
1.4	Petrol	52	07/90-12/93	F6F, F6G				
Engine	Information				S10	T10	T20 - T23	T22 - T25
All engines					7.0011			
All engines	+manual transmission					7.6107		
All engines	+automatic transmission					7.6250		
All engines	-> 01/05/92, -ABS, LHD, RHD						7.1041 T20	
All engines	01/05/92 ->, -ABS, RHD						7.1112 T20	
Eng. F6F								7.1188 T22
ENGINE								
1.6	Petrol	66	07/90-12/92	LUJ, LUK				
Engine	Information				S10	T10	T20 - T23	T22 - T25
All engines					7.0011			
All engines	+manual transmission					7.6107		
All engines	+automatic transmission					7.6250		
All engines	-> 01/05/92, -ABS, LHD, RHD						7.1041 T20	
All engines	01/05/92 ->, -ABS, RHD						7.1112 T20	
ENGINE								
1.6 i	Petrol	77	07/90-09/92	HL16EFI-LJE, LJF				
Engine	Information				S10	T10	T20 - T23	T22 - T25
All engines					7.0011			
All engines	+manual transmission, t.tnr. BC/MTX					7.6107		
All engines	+automatic transmission, t.tnr. CTX					7.6250		
All engines	-> 01/05/92, -ABS, LHD, RHD						7.1041 T20	
All engines	01/05/92 ->, -ABS, RHD						7.1112 T20	
ENGINE								
1.6 i 16V	Petrol	66	07/92-12/93	L1E, L1K				
Engine	Information				S10	T10	T20 - T23	T22 - T25
All engines					7.0011			
All engines	+manual transmission					7.6107		
All engines	+automatic transmission					7.6250		
All engines	-ABS, LHD						7.1041 T20	
All engines	-ABS, RHD						7.1112 T20	

S10	OIL PRESSURE WARNING LIGHT SWITCH	T10	REVERSING LIGHT SWITCH	T20	BRAKE LIGHT SWITCH
T22	SWITCH CLUTCH CONTROL (CRUISE CONTROL)	T23	SWITCH BRAKE ACTUATION (ENGINE TIMING)	T25	SWITCH CLUTCH CONTROL (ENGINE CONTROL)

FUNCTIONS ON THE VEHICLE

Vehicle	alim.	kW	Date	Engine	 S10	 T10	 T20 - T23	 T22 - T25
---------	-------	----	------	--------	---	---	--	---

ENGINE				
1.8 D	Diesel	44	11/90-12/93	RTE, RTF, RTH

Engine	Information	S10	T10	T20 - T23	T22 - T25
All engines		7.0011			
All engines	+manual transmission		7.6107		
All engines	+automatic transmission		7.6250		
All engines	-> 01/05/92, -ABS, LHD, RHD			7.1041	T20
All engines	01/05/92 ->, -ABS, RHD			7.1112	T20

ENGINE				
1.8 i 16V	Petrol	77	02/92-12/93	RDA

Engine	Information	S10	T10	T20 - T23	T22 - T25
All engines		7.0011			
All engines	+manual transmission		7.6107		
All engines	+automatic transmission		7.6250		
All engines	-> 01/05/92, -ABS, LHD, RHD			7.1041	T20
All engines	01/05/92 ->, -ABS, RHD			7.1112	T20

ENGINE				
1.8 i 16V	Petrol	96	01/92-12/93	RQB

Engine	Information	S10	T10	T20 - T23	T22 - T25
All engines		7.0011			
All engines	+manual transmission		7.6107		
All engines	+automatic transmission		7.6250		
All engines	-> 01/05/92, -ABS, LHD, RHD			7.1041	T20
All engines	01/05/92 ->, -ABS, RHD			7.1112	T20

ENGINE				
1.8 TD	Diesel	66	03/92-12/93	RFD, RFK

Engine	Information	S10	T10	T20 - T23	T22 - T25
All engines		7.0011			
All engines	+manual transmission		7.6107		
All engines	+automatic transmission		7.6250		
All engines	-ABS, LHD			7.1041	T20
All engines	-ABS, RHD			7.1112	T20

ENGINE				
1.8 TD	Diesel	55	10/87-12/92	RFA

Engine	Information	S10	T10	T20 - T23	T22 - T25
All engines		7.0011	7.6007	7.1041	T20

ENGINE				
2.0	Petrol	57	10/87-12/92	NAE

Engine	Information	S10	T10	T20 - T23	T22 - T25
All engines		7.0011	7.6007	7.1041	T20

ENGINE				
2.0 16V	Petrol	85	01/93-09/97	A20LE-FS

Engine	Information	S10	T10	T20 - T23	T22 - T25
All engines	01/11/94 ->	7.0017			
All engines	-cruise control			7.1175	T20
All engines	+cruise control			7.1176	T20

ENGINE				
1.4 16V	Petrol	66	11/97-10/00	FHD, FHF





Engine	Information	S10	T10	T20 - T23	T22 - T25
All engines		7.0011		7.1188	T23 7.1188 T22
All engines	COL:white, spanner size 22, thread M16x1.5		7.6212		
All engines	COL:black, LHD			7.1041	T20
All engines	COL:black, Conn. nr. 2, RHD			7.1112	T20

ENGINE				
1.6 16V	Petrol	76	08/00-06/02	L1W

Engine	Information	S10	T10	T20 - T23	T22 - T25
All engines		7.0011		7.1188	T23 7.1188 T22
All engines	COL:white, spanner size 22, thread M16x1.5		7.6212		
All engines	COL:black, LHD			7.1041	T20
All engines	COL:black, Conn. nr. 2, RHD			7.1112	T20

S10 OIL PRESSURE WARNING LIGHT SWITCH	T10 REVERSING LIGHT SWITCH	T20 BRAKE LIGHT SWITCH
T22 SWITCH CLUTCH CONTROL (CRUISE CONTROL)	T23 SWITCH BRAKE ACTUATION (ENGINE TIMING)	T25 SWITCH CLUTCH CONTROL (ENGINE CONTROL)

FUNCTIONS ON THE VEHICLE

Vehicle	alim.	kW	Date	Engine	 S10	 T10	 T20 - T23	 T22 - T25
ENGINE								
1.7 16V	Petrol	92	03/97-06/02	MHA, MHB				
Engine	Information			S10	T10	T20 - T23	T22 - T25	
All engines				7.0011		7.1188 T23	7.1188 T22	
All engines	COL:white, spanner size 22, thread M16x1.5				7.6212			
All engines	COL:black, LHD					7.1041 T20		
All engines	COL:black, Conn. nr. 2, RHD					7.1112 T20		
ENGINE								
Racing ST 160	Petrol	114	06/99-06/02	MHA				
Engine	Information			S10	T10	T20 - T23	T22 - T25	
All engines				7.0011		7.1188 T23		
All engines	COL:white, spanner size 22, thread M16x1.5				7.6212			
All engines	COL:black, LHD					7.1041 T20		
All engines	COL:black, Conn. nr. 2, RHD					7.1112 T20		
RANGER IV								
ENGINE								
1.8	Petrol	0	01/02->	--				
Engine	Information			S10	T10	T20 - T23	T22 - T25	
All engines						7.1169 T20		
ENGINE								
1.8	Petrol	85	06/99-02/02	RKA				
Engine	Information			S10	T10	T20 - T23	T22 - T25	
All engines						7.1169 T20		
ENGINE								
2.2	Petrol	78	03/02-09/05	--, F2D6				
Engine	Information			S10	T10	T20 - T23	T22 - T25	
All engines				7.0017		7.1169 T20		
All engines	for reverse light				7.6225			
ENGINE								
2.2 EFI	Petrol	0	03/99->	--				
Engine	Information			S10	T10	T20 - T23	T22 - T25	
All engines				7.0017		7.1169 T20		
All engines	for reverse light, MODEL TO:2006				7.6225			
ENGINE								
2.5 D	Diesel	57	10/99-04/02	WL, WL31				
Engine	Information			S10	T10	T20 - T23	T22 - T25	
All engines				7.0017	7.6225	7.1169 T20		
ENGINE								
2.5 D 4x4	Diesel	57	10/99-04/02	WL, WL31				
Engine	Information			S10	T10	T20 - T23	T22 - T25	
All engines				7.0017	7.6225	7.1169 T20		
ENGINE								
2.5 TD	Diesel	62	04/02-06/06	WLT, WL-T				
Engine	Information			S10	T10	T20 - T23	T22 - T25	
All engines				7.0017		7.1169 T20		
All engines	for reverse light				7.6225			
ENGINE								
2.5 TD 4x4	Diesel	62	04/02-06/06	WLT, WL-T				
Engine	Information			S10	T10	T20 - T23	T22 - T25	
All engines				7.0017		7.1169 T20		
All engines	for reverse light				7.6225			
ENGINE								
2.5 TD 4x4	Diesel	80	10/99-06/06	WLT, WL-T				
Engine	Information			S10	T10	T20 - T23	T22 - T25	
All engines				7.0017		7.1169 T20		
All engines	for reverse light				7.6225			
ENGINE								
2.5 TDdi	Diesel	86	04/02-09/05	--, WL				
Engine	Information			S10	T10	T20 - T23	T22 - T25	
All engines				7.0017		7.1169 T20		
All engines	for reverse light				7.6225			

S10	OIL PRESSURE WARNING LIGHT SWITCH	T10	REVERSING LIGHT SWITCH	T20	BRAKE LIGHT SWITCH
T22	SWITCH CLUTCH CONTROL (CRUISE CONTROL)	T23	SWITCH BRAKE ACTUATION (ENGINE TIMING)	T25	SWITCH CLUTCH CONTROL (ENGINE CONTROL)

The present application list is a brief version. For the detailed information about the possibility of installation on a specific vehicle, please refer to our web-catalogue <http://catalogo.facet.eu/>

Vehicle	alim.	kW	Date	Engine	 S10	 T10	 T20 - T23	 T22 - T25
---------	-------	----	------	--------	---	---	--	---

ENGINE				
2.5 TDDi 4x4	Diesel	86	04/02-09/05	--, WL

Engine	Information	S10	T10	T20 - T23	T22 - T25
All engines		7.0017		7.1169 T20	
All engines	for reverse light		7.6225		

ENGINE				
2.6	Petrol	80	10/02-09/04	--, F6D6

Engine	Information	S10	T10	T20 - T23	T22 - T25
All engines		7.0016		7.1169 T20	

ENGINE				
2.9 D	Diesel	70	06/99-02/02	D29UYT

Engine	Information	S10	T10	T20 - T23	T22 - T25
All engines		7.0017	7.6225	7.1169 T20	

ENGINE				
2.9 D.	Diesel	0	01/02->	--

Engine	Information	S10	T10	T20 - T23	T22 - T25
All engines		7.0017		7.1169 T20	
All engines	for reverse light		7.6225		

ENGINE				
4.0	Petrol	152	10/05-06/06	--

Engine	Information	S10	T10	T20 - T23	T22 - T25
All engines				7.1169 T20	

ENGINE				
4.0 4x4	Petrol	152	10/05-06/06	--

Engine	Information	S10	T10	T20 - T23	T22 - T25
All engines				7.1169 T20	

RANGER V

ENGINE				
2.5 TDCi 4x4	Diesel	105	05/06-07/12	WLAA

Engine	Information	S10	T10	T20 - T23	T22 - T25
All engines		7.0017		7.1169 T20	
All engines	for reverse light, MODEL T0:2006		7.6225		

ENGINE				
2.5 TDDi	Diesel	105	05/06-07/12	WLAA

Engine	Information	S10	T10	T20 - T23	T22 - T25
All engines		7.0017		7.1169 T20	
All engines	for reverse light, MODEL T0:2006		7.6225		

ENGINE				
3.0 TDCi	Diesel	115	05/06-07/12	MD30DITC, WEAT

Engine	Information	S10	T10	T20 - T23	T22 - T25
All engines		7.0017		7.1169 T20	

ENGINE				
3.0 TDCi 4x4	Diesel	115	05/06-07/12	MD30DITC, WEAT

Engine	Information	S10	T10	T20 - T23	T22 - T25
All engines		7.0017		7.1169 T20	

RANGER VI

ENGINE				
2.2 TDCi	Diesel	110	11/11->	GBVAJQJ



Engine	Information	S10	T10	T20 - T23	T22 - T25
All engines		7.0145	7.6265	7.1237 T23	7.1221 T25
All engines	-> 14/09/15, COL:black			7.1231 T20	
All engines	COL:light blue, COL:white			7.1237 T20	
All engines	14/09/15 ->, COL:black, COL:blue			7.1245 T20	
All engines	see connection type				7.1221 T22
All engines	safety switch, see connection type				7.1236 T22

ENGINE				
2.2 TDCi	Diesel	118	05/15->	--

Engine	Information	S10	T10	T20 - T23	T22 - T25
All engines			7.6265		
All engines	-> 14/09/15, COL:black			7.1231 T20	
All engines	COL:light blue, COL:white			7.1237 T20	
All engines	14/09/15 ->, COL:black, COL:blue			7.1245 T20	

S10 OIL PRESSURE WARNING LIGHT SWITCH	T10 REVERSING LIGHT SWITCH	T20 BRAKE LIGHT SWITCH
T22 SWITCH CLUTCH CONTROL (CRUISE CONTROL)	T23 SWITCH BRAKE ACTUATION (ENGINE TIMING)	T25 SWITCH CLUTCH CONTROL (ENGINE CONTROL)

FUNCTIONS ON THE VEHICLE

Vehicle	alim.	kW	Date	Engine	 S10	 T10	 T20 - T23	 T22 - T25
---------	-------	----	------	--------	---	---	--	---

ENGINE				
2.2 TDCi	Diesel	118	05/15->	--

Engine	Information	S10	T10	T20 - T23	T22 - T25
All engines	see connection type				7.1221 T22
All engines	safety switch, see connection type				7.1236 T22

ENGINE				
2.2 TDCi	Diesel	88	04/11->	GBVAJPF

Engine	Information	S10	T10	T20 - T23	T22 - T25
All engines		7.0145	7.6265		
All engines	-> 14/09/15, COL:black			7.1231 T20	
All engines	COL:light blue, COL:white			7.1237 T20	
All engines	14/09/15 ->, COL:black, COL:blue			7.1245 T20	
All engines	see connection type				7.1221 T22
All engines	safety switch, see connection type				7.1236 T22

ENGINE				
2.2 TDCi	Diesel	92	04/11->	GBVAJQW

Engine	Information	S10	T10	T20 - T23	T22 - T25
All engines		7.0145	7.6265	7.1237 T23	7.1221 T25
All engines	-> 14/09/15, COL:black			7.1231 T20	
All engines	COL:light blue, COL:white			7.1237 T20	
All engines	14/09/15 ->, COL:black, COL:blue			7.1245 T20	
All engines	see connection type				7.1221 T22
All engines	safety switch, see connection type				7.1236 T22

ENGINE				
2.2 TDCi	Diesel	96	05/15->	--, T22DDOP

Engine	Information	S10	T10	T20 - T23	T22 - T25
All engines		7.0145	7.6265		
All engines	-> 01/08/15, -> 14/09/15, COL:black			7.1231 T20	
Eng. --	COL:light blue, COL:white			7.1237 T20	
Eng. T22DDOP				7.1237 T23	
All engines	01/09/15 ->, 14/09/15 ->, COL:black, COL:blue			7.1245 T20	
All engines	-> 01/08/15, 01/09/15 ->, see connection type, -start-stop function				7.1221 T22
Eng. --	safety switch, see connection type				7.1236 T22

ENGINE				
2.2 TDCi 4x4	Diesel	110	04/11->	GBVAJQJ

Engine	Information	S10	T10	T20 - T23	T22 - T25
All engines		7.0145	7.6265	7.1237 T23	7.1221 T25
All engines	-> 14/09/15, COL:black			7.1231 T20	
All engines	COL:light blue, COL:white			7.1237 T20	
All engines	14/09/15 ->, COL:black, COL:blue			7.1245 T20	
All engines	see connection type				7.1221 T22
All engines	safety switch, see connection type				7.1236 T22

ENGINE				
2.2 TDCi 4x4	Diesel	118	05/15->	--, T22DDOP

Engine	Information	S10	T10	T20 - T23	T22 - T25
Eng. T22DDOP		7.0145		7.1237 T23	7.1236 T25
All engines			7.6265		
All engines	-> 01/08/15, -> 14/09/15, COL:black			7.1231 T20	
Eng. --	COL:light blue, COL:white			7.1237 T20	
All engines	01/09/15 ->, 14/09/15 ->, COL:black, COL:blue			7.1245 T20	
All engines	-> 01/08/15, 01/09/15 ->, see connection type, -start-stop function				7.1221 T22
Eng. --	safety switch, see connection type				7.1236 T22

ENGINE				
2.2 TDCi 4x4	Diesel	92	04/11->	GBVAJQW

Engine	Information	S10	T10	T20 - T23	T22 - T25
All engines		7.0145	7.6265	7.1237 T23	7.1221 T25
All engines	-> 14/09/15, COL:black			7.1231 T20	
All engines	COL:light blue, COL:white			7.1237 T20	
All engines	14/09/15 ->, COL:black, COL:blue			7.1245 T20	
All engines	see connection type				7.1221 T22
All engines	safety switch, see connection type				7.1236 T22

S10 OIL PRESSURE WARNING LIGHT SWITCH	T10 REVERSING LIGHT SWITCH	T20 BRAKE LIGHT SWITCH
T22 SWITCH CLUTCH CONTROL (CRUISE CONTROL)	T23 SWITCH BRAKE ACTUATION (ENGINE TIMING)	T25 SWITCH CLUTCH CONTROL (ENGINE CONTROL)

FUNCTIONS ON THE VEHICLE

Vehicle	alim.	kW	Date	Engine	 S10	 T10	 T20 - T23	 T22 - T25
---------	-------	----	------	--------	---	---	--	---

ENGINE				
2.2 TDCi 4x4	Diesel	96	05/15->	--, T22DD0P

Engine	Information	S10	T10	T20 - T23	T22 - T25
All engines		7.0145	7.6265		
All engines	-> 01/08/15, -> 14/09/15, COL:black			7.1231 T20	
Eng. --	COL:light blue, COL:white			7.1237 T20	
Eng. T22DD0P				7.1237 T23	7.1236 T25
All engines	01/09/15 ->, 14/09/15 ->, COL:black, COL:blue			7.1245 T20	
All engines	-> 01/08/15, 01/09/15 ->, see connection type, -start-stop function				7.1221 T22
Eng. --	safety switch, see connection type				7.1236 T22

ENGINE				
2.5 i	Petrol	122	11/11->	GBVAF, GBVAK, GBVAL

Engine	Information	S10	T10	T20 - T23	T22 - T25
All engines			7.6265		
All engines	-> 14/09/15, COL:black			7.1231 T20	
All engines	COL:light blue, COL:white			7.1237 T20	
All engines	14/09/15 ->, COL:black, COL:blue			7.1245 T20	
All engines	see connection type				7.1221 T22
All engines	safety switch, see connection type				7.1236 T22

ENGINE				
2.5 i 4x4	Petrol	122	11/11->	GBVAF, GBVAK, GBVAL

Engine	Information	S10	T10	T20 - T23	T22 - T25
All engines			7.6265	7.1237 T23	7.1221 T25
All engines	-> 14/09/15, COL:black			7.1231 T20	
All engines	COL:light blue, COL:white			7.1237 T20	
All engines	14/09/15 ->, COL:black, COL:blue			7.1245 T20	
All engines	see connection type				7.1221 T22
All engines	safety switch, see connection type				7.1236 T22

ENGINE				
3.2 TDCi 4x4	Diesel	147	04/11->	SAFA

Engine	Information	S10	T10	T20 - T23	T22 - T25
All engines		7.0145	7.6265	7.1237 T23	7.1221 T25
All engines	-> 14/09/15, COL:black			7.1231 T20	
All engines	COL:light blue, COL:white			7.1237 T20	
All engines	14/09/15 ->, COL:black, COL:blue			7.1245 T20	
All engines	see connection type				7.1221 T22
All engines	safety switch, see connection type				7.1236 T22

SCORPIO I

ENGINE				
2.0 i	Petrol	85	04/85-09/94	N9F, NRA, NRI

Engine	Information	S10	T10	T20 - T23	T22 - T25
All engines		7.0011		7.1041 T20	
All engines	+automatic transmission, t.tnr. A4LD		7.6250		

ENGINE				
2.0 i	Petrol	88	05/89-09/94	N9D

Engine	Information	S10	T10	T20 - T23	T22 - T25
All engines		7.0011		7.1041 T20	
All engines	+automatic transmission, t.tnr. A4LD		7.6250		

ENGINE				
2.0 i	Petrol	90	11/92-09/94	N9B

Engine	Information	S10	T10	T20 - T23	T22 - T25
All engines		7.0011		7.1041 T20	
All engines	+automatic transmission, t.tnr. A4LD		7.6250		

ENGINE				
2.4 i	Petrol	96	09/86-09/88	ARC





Engine	Information	S10	T10	T20 - T23	T22 - T25
All engines		7.0011		7.1041 T20	
All engines	+automatic transmission, t.tnr. A4LD		7.6250		

ENGINE				
2.5 D	Diesel	51	12/85-02/92	STR

Engine	Information	S10	T10	T20 - T23	T22 - T25
All engines		7.0021		7.1041 T20	

S10 OIL PRESSURE WARNING LIGHT SWITCH	T10 REVERSING LIGHT SWITCH	T20 BRAKE LIGHT SWITCH
T22 SWITCH CLUTCH CONTROL (CRUISE CONTROL)	T23 SWITCH BRAKE ACTUATION (ENGINE TIMING)	T25 SWITCH CLUTCH CONTROL (ENGINE CONTROL)

FUNCTIONS ON THE VEHICLE

Vehicle	alim.	kW	Date	Engine	 S10	 T10	 T20 - T23	 T22 - T25
---------	-------	----	------	--------	---	---	--	---

				ENGINE
2.5 D	Diesel	51	12/85-02/92	STR

Engine	Information	S10	T10	T20 - T23	T22 - T25
All engines	+automatic transmission, t.tnr. A4LD		7.6250		

				ENGINE
2.5 TD	Diesel	68	06/88-07/93	SFA, SFB

Engine	Information	S10	T10	T20 - T23	T22 - T25
All engines		7.0021		7.1041 T20	
All engines	+automatic transmission, t.tnr. A4LD		7.6250		

				ENGINE
2.5 TD	Diesel	85	08/93-09/94	SCB

Engine	Information	S10	T10	T20 - T23	T22 - T25
All engines		7.0119		7.1041 T20	
All engines	+automatic transmission, t.tnr. A4LD		7.6250		

				ENGINE
2.9 24V	Petrol	143	08/93-09/94	BOA

Engine	Information	S10	T10	T20 - T23	T22 - T25
All engines		7.0011		7.1041 T20	
All engines	+automatic transmission, t.tnr. A4LD		7.6243		

				ENGINE
2.9 i	Petrol	107	09/86-12/94	BRD, BRE, BRF

Engine	Information	S10	T10	T20 - T23	T22 - T25
All engines		7.0011		7.1041 T20	
All engines	+automatic transmission, t.tnr. A4LD		7.6243		

				ENGINE
2.9 i	Petrol	110	09/86-09/94	BRC

Engine	Information	S10	T10	T20 - T23	T22 - T25
All engines		7.0011		7.1041 T20	
All engines	+automatic transmission, t.tnr. A4LD		7.6243		

				ENGINE
2.9 i 24V	Petrol	143	04/91-09/94	BOA

Engine	Information	S10	T10	T20 - T23	T22 - T25
All engines		7.0011		7.1041 T20	
All engines	+automatic transmission, t.tnr. A4LD		7.6243		

				ENGINE
2.9 i 4x4	Petrol	107	05/88-10/94	BRD, BRE, BRF

Engine	Information	S10	T10	T20 - T23	T22 - T25
All engines		7.0011		7.1041 T20	
All engines	+automatic transmission, t.tnr. A4LD		7.6243		

				ENGINE
2.9 i 4x4	Petrol	110	09/86-09/94	BRC

Engine	Information	S10	T10	T20 - T23	T22 - T25
All engines		7.0011		7.1041 T20	
All engines	+automatic transmission, t.tnr. A4LD		7.6243		

				ENGINE
2.9 i Cat	Petrol	107	10/87-09/94	BRE

Engine	Information	S10	T10	T20 - T23	T22 - T25
All engines		7.0011		7.1041 T20	
All engines	+automatic transmission, t.tnr. A4LD		7.6243		

SCORPIO II

				ENGINE
2.0 i	Petrol	85	10/94-08/98	NSD

Engine	Information	S10	T10	T20 - T23	T22 - T25
All engines		7.0011			
All engines	spanner size 19, thread M12x1.0		7.6243		

				ENGINE
2.0 i 16V	Petrol	100	10/94-08/98	N3A

Engine	Information	S10	T10	T20 - T23	T22 - T25
All engines		7.0011			
All engines	spanner size 19, thread M12x1.0		7.6243		

S10 OIL PRESSURE WARNING LIGHT SWITCH	T10 REVERSING LIGHT SWITCH	T20 BRAKE LIGHT SWITCH
T22 SWITCH CLUTCH CONTROL (CRUISE CONTROL)	T23 SWITCH BRAKE ACTUATION (ENGINE TIMING)	T25 SWITCH CLUTCH CONTROL (ENGINE CONTROL)

FUNCTIONS ON THE VEHICLE

Vehicle	alim.	kW	Date	Engine	 S10	 T10	 T20 - T23	 T22 - T25
---------	-------	----	------	--------	---	---	--	---

				ENGINE
2.3 i 16V	Petrol	108	06/96-08/98	Y5A

Engine	Information	S10	T10	T20 - T23	T22 - T25
All engines		7.0011			
All engines	spanner size 19, thread M12x1.0		7.6243		

				ENGINE
2.5 TD	Diesel	85	10/94-08/98	SCC

Engine	Information	S10	T10	T20 - T23	T22 - T25
All engines		7.0119			
All engines	spanner size 19, thread M12x1.0		7.6243		

				ENGINE
2.5 TD	Diesel	92	09/96-08/98	SCD, VM

Engine	Information	S10	T10	T20 - T23	T22 - T25
All engines		7.0119			
All engines	+automatic transmission, spanner size 19, t.tnr. A4LD, thread M12x1.0		7.6243		
Eng. VM	COL:green			7.1137 T20	

				ENGINE
2.9 i	Petrol	110	02/95-08/98	BRG

Engine	Information	S10	T10	T20 - T23	T22 - T25
All engines		7.0011			
All engines	+automatic transmission, t.tnr. A4LD		7.6243		

				ENGINE
2.9 i 24V	Petrol	152	10/94-08/98	BOB

Engine	Information	S10	T10	T20 - T23	T22 - T25
All engines		7.0011			

SIERRA I

				ENGINE
1.3	Petrol	44	08/82-12/86	JCT

Engine	Information	S10	T10	T20 - T23	T22 - T25
All engines		7.0011	7.6007	7.1041 T20	

				ENGINE
1.8	Petrol	66	10/84-12/86	REB

Engine	Information	S10	T10	T20 - T23	T22 - T25
All engines		7.0011	7.6007	7.1041 T20	

				ENGINE
2.0	Petrol	77	08/82-12/86	NET

Engine	Information	S10	T10	T20 - T23	T22 - T25
All engines		7.0011		7.1041 T20	
All engines	+manual transmission		7.6007		

				ENGINE
2.0 i	Petrol	85	03/85-12/86	NR2

Engine	Information	S10	T10	T20 - T23	T22 - T25
All engines		7.0011		7.1041 T20	
All engines	+manual transmission		7.6007		

SIERRA II

				ENGINE
1.6 i	Petrol	59	10/89-02/93	L6B

Engine	Information	S10	T10	T20 - T23	T22 - T25
All engines		7.0011	7.6007	7.1041 T20	

				ENGINE
1.8	Petrol	64	05/88-02/93	R2C, R6A

Engine	Information	S10	T10	T20 - T23	T22 - T25
All engines		7.0011	7.6007	7.1041 T20	

				ENGINE
1.8 i	Petrol	0	01/92-12/93	HL18CFi-R6A



Engine	Information	S10	T10	T20 - T23	T22 - T25
All engines		7.0011	7.6007	7.1041 T20	

				ENGINE
1.8 TD	Diesel	55	08/88-02/93	RFA, RFB

Engine	Information	S10	T10	T20 - T23	T22 - T25
All engines		7.0011		7.1041 T20	

S10	OIL PRESSURE WARNING LIGHT SWITCH	T10	REVERSING LIGHT SWITCH	T20	BRAKE LIGHT SWITCH
T22	SWITCH CLUTCH CONTROL (CRUISE CONTROL)	T23	SWITCH BRAKE ACTUATION (ENGINE TIMING)	T25	SWITCH CLUTCH CONTROL (ENGINE CONTROL)

FUNCTIONS ON THE VEHICLE

Vehicle	alim.	kW	Date	Engine	 S10	 T10	 T20 - T23	 T22 - T25
---------	-------	----	------	--------	---	---	--	---

				ENGINE
1.8 TD	Diesel	55	08/88-02/93	RFA, RFB

Engine	Information	S10	T10	T20 - T23	T22 - T25
All engines	+manual transmission		7.6007		

				ENGINE
2.0	Petrol	77	01/87-02/93	N8C, NES

Engine	Information	S10	T10	T20 - T23	T22 - T25
All engines		7.0011		7.1041 T20	
All engines	+manual transmission		7.6007		

				ENGINE
2.0 i	Petrol	92	06/89-02/93	N9B

Engine	Information	S10	T10	T20 - T23	T22 - T25
All engines		7.0011		7.1041 T20	
All engines	+automatic transmission, t.tnr. A4LD		7.6250		

S-MAX I

				ENGINE
1.6 EcoBoost	Petrol	118	02/11-12/14	JTWA, JTWB

Engine	Information	S10	T10	T20 - T23	T22 - T25
All engines	COL:green, spanner size 24, switch press. 0.25 bar	7.0146			
All engines			7.6272	7.1231, 7.1237 T20, T23	7.1221, 7.1236 T22, T25

				ENGINE
1.6 EcoBoost	Petrol	134	02/11->	--

Engine	Information	S10	T10	T20 - T23	T22 - T25
All engines		7.0146			
All engines	man 5 speed, t.tnr. MTX75		7.6242		
All engines	man 6 speed, t.tnr. MMT6		7.6267		
All engines	man 6 speed, t.tnr. M66		7.6272		
All engines	COL:black, see connection type			7.1231 T20	
All engines	COL:light blue, COL:white, see connection type			7.1237 T20	
All engines	see connection type				7.1221 T22
All engines	no specific info conc. application available, safety switch				7.1236, 7.1271 T22

				ENGINE
1.6 TDCi	Diesel	85	02/11-12/14	T1WA, T1WB

Engine	Information	S10	T10	T20 - T23	T22 - T25
All engines		7.0130	7.6267	7.1231, 7.1237 T20, T23	7.1221, 7.1236 T22, T25

				ENGINE
1.8 TDCi	Diesel	74	01/07-12/10	FFWA

Engine	Information	S10	T10	T20 - T23	T22 - T25
All engines	COL:green, spanner size 24, switch press. 0.25 bar	7.0146			
All engines	MTX75, with cable		7.6242		
All engines	MMT6		7.6267		
All engines	M66		7.6272		
All engines				7.1231 T20	
All engines	see connection type				7.1221 T22
All engines	no specific info conc. application available, safety switch				7.1236, 7.1271 T22

				ENGINE
1.8 TDCi	Diesel	92	05/06-12/14	QYWA

Engine	Information	S10	T10	T20 - T23	T22 - T25
All engines	COL:green, spanner size 24, switch press. 0.25 bar	7.0146			
All engines	MTX75, thread 16x1.0, with cable, without cable		7.6242		
All engines	MMT6		7.6267		
All engines	M66		7.6272		
All engines				7.1231 T20	
All engines	see connection type				7.1221 T22
All engines	no specific info conc. application available, safety switch				7.1236, 7.1271 T22

				ENGINE
2.0	Petrol	107	05/06-12/14	AODA, AODB, AODE, AOWA, AOWB

Engine	Information	S10	T10	T20 - T23	T22 - T25
All engines		7.0130		7.1231 T20	

S10	OIL PRESSURE WARNING LIGHT SWITCH	T10	REVERSING LIGHT SWITCH	T20	BRAKE LIGHT SWITCH
T22	SWITCH CLUTCH CONTROL (CRUISE CONTROL)	T23	SWITCH BRAKE ACTUATION (ENGINE TIMING)	T25	SWITCH CLUTCH CONTROL (ENGINE CONTROL)

FUNCTIONS ON THE VEHICLE

Vehicle	alim.	kW	Date	Engine	 S10	 T10	 T20 - T23	 T22 - T25
---------	-------	----	------	--------	---	---	--	---

ENGINE				
2.0	Petrol	107	05/06-12/14	AODA, AODB, AODE, AOWA, AOWB

Engine	Information	S10	T10	T20 - T23	T22 - T25
All engines	MMT6		7.6267		
All engines	M66		7.6272		
Eng. AOWA, AOWB	see connection type				7.1221 T22
Eng. AOWA, AOWB	no specific info conc. application available, safety switch				7.1236, 7.1271 T22

ENGINE				
2.0 EcoBoost	Petrol	146	07/10-12/14	TNWB

Engine	Information	S10	T10	T20 - T23	T22 - T25
All engines	COL:green, spanner size 24, switch press. 0.25 bar	7.0146			
All engines	man 5 speed, t.tnr. MTX75		7.6242		
All engines	man 6 speed, t.tnr. MMT6		7.6267		
All engines	man 6 speed, t.tnr. M66		7.6272		
All engines				7.1231, 7.1237 T20, T23	

ENGINE				
2.0 EcoBoost	Petrol	149	03/10-12/14	TNWA

Engine	Information	S10	T10	T20 - T23	T22 - T25
All engines		7.0130		7.1231 T20	
All engines	MMT6		7.6267		
All engines	M66		7.6272		
All engines	see connection type				7.1221 T22
All engines	no specific info conc. application available, safety switch				7.1236, 7.1271 T22

ENGINE				
2.0 EcoBoost	Petrol	176	07/10-12/14	TPWA

Engine	Information	S10	T10	T20 - T23	T22 - T25
All engines	COL:green, spanner size 24, switch press. 0.25 bar	7.0146			
All engines	man 5 speed, t.tnr. MTX75		7.6242		
All engines	man 6 speed, t.tnr. MMT6		7.6267		
All engines	man 6 speed, t.tnr. M66		7.6272		
All engines				7.1231 T20	
All engines	see connection type				7.1221 T22
All engines	no specific info conc. application available, safety switch				7.1236, 7.1271 T22

ENGINE				
2.0 EcoBoost	Petrol	177	12/10-12/15	TPWA

Engine	Information	S10	T10	T20 - T23	T22 - T25
All engines	COL:green, spanner size 24, switch press. 0.25 bar	7.0146			
All engines				7.1231, 7.1237 T20, T23	

ENGINE				
2.0 Flexifuel	Petrol/ Ethanol	107	05/06-12/14	TBWA, TBWB

Engine	Information	S10	T10	T20 - T23	T22 - T25
All engines		7.0130		7.1231, 7.1237 T20, T23	7.1221 T25
All engines	COL:green, spanner size 24, switch press. 0.25 bar	7.0146			
All engines	-> 01/11/06, 01/12/06 ->, man 5 speed, MTX75, thread 16x1.0, with cable, without cable		7.6242		
All engines	-> 01/05/11, 01/06/11 ->, man 6 speed, MMT6		7.6267		
All engines	01/09/06 ->				7.1236 T22
All engines	-> 01/08/06				7.1271 T22

ENGINE				
2.0 TDCi	Diesel	100	05/06-12/14	AZWC, UKWA




Engine	Information	S10	T10	T20 - T23	T22 - T25
All engines		7.0130	7.6267	7.1231, 7.1237 T20, T23	7.1221, 7.1236 T22, T25

ENGINE				
2.0 TDCi	Diesel	103	05/06-12/14	QXWA, QXWB, QXWC, UFWA

Engine	Information	S10	T10	T20 - T23	T22 - T25
All engines		7.0130		7.1231, 7.1237 T20, T23	7.1221 T25
All engines	t.tnr. MMT6		7.6267		

S10 OIL PRESSURE WARNING LIGHT SWITCH	T10 REVERSING LIGHT SWITCH	T20 BRAKE LIGHT SWITCH
T22 SWITCH CLUTCH CONTROL (CRUISE CONTROL)	T23 SWITCH BRAKE ACTUATION (ENGINE TIMING)	T25 SWITCH CLUTCH CONTROL (ENGINE CONTROL)

FUNCTIONS ON THE VEHICLE

Vehicle	alim.	kW	Date	Engine	 S10	 T10	 T20 - T23	 T22 - T25
---------	-------	----	------	--------	---	---	--	---

				ENGINE
2.0 TDCi	Diesel	103	05/06-12/14	QXWA, QXWB, QXWC, UFWA

Engine	Information	S10	T10	T20 - T23	T22 - T25
All engines	t.nnr. M66		7.6272		
All engines	01/09/06 ->				7.1236 T22
All engines	-> 01/08/06				7.1271 T22

				ENGINE
2.0 TDCi	Diesel	120	03/10-12/14	TXWA

Engine	Information	S10	T10	T20 - T23	T22 - T25
All engines		7.0130	7.6272	7.1231 T20	
All engines	see connection type				7.1221 T22
All engines	no specific info conc. application available, safety switch				7.1236, 7.1271 T22

				ENGINE
2.0 TDCi	Diesel	85	11/07-12/14	KLWA, TYWA

Engine	Information	S10	T10	T20 - T23	T22 - T25
All engines		7.0130		7.1231, 7.1237 T20, T23	7.1221, 7.1236 T22, T25
All engines	t.nnr. MMT6		7.6267		
All engines	t.nnr. M66		7.6272		

				ENGINE
2.0 TDCi	Diesel	96	05/06-12/14	AZWA

Engine	Information	S10	T10	T20 - T23	T22 - T25
All engines		7.0130	7.6267	7.1231 T20	
All engines	see connection type				7.1221 T22
All engines	no specific info conc. application available, safety switch				7.1236, 7.1271 T22

				ENGINE
2.0 TDCi CR TC	Diesel	103	03/10->	--

Engine	Information	S10	T10	T20 - T23	T22 - T25
All engines		7.0130			
All engines	man 5 speed, t.nnr. MTX75		7.6242		
All engines	man 6 speed, t.nnr. MMT6		7.6267		
All engines	man 6 speed, t.nnr. M66		7.6272		
All engines	COL:black, see connection type			7.1231 T20	
All engines	COL:light blue, COL:white, see connection type			7.1237 T20	
All engines	see connection type				7.1221 T22
All engines	no specific info conc. application available, safety switch				7.1236, 7.1271 T22

				ENGINE
2.0 TDCi DSL	Diesel	85	03/10->	--

Engine	Information	S10	T10	T20 - T23	T22 - T25
All engines		7.0130			
All engines	man 5 speed, t.nnr. MTX75		7.6242		
All engines	man 6 speed, t.nnr. MMT6		7.6267		
All engines	man 6 speed, t.nnr. M66		7.6272		
All engines	COL:black, see connection type			7.1231 T20	
All engines	COL:light blue, COL:white, see connection type			7.1237 T20	
All engines	see connection type				7.1221 T22
All engines	no specific info conc. application available, safety switch				7.1236, 7.1271 T22

				ENGINE
2.2 TDCi	Diesel	129	03/08-12/12	Q4WA

Engine	Information	S10	T10	T20 - T23	T22 - T25
All engines		7.0130		7.1231 T20	
All engines	t.nnr. MMT6		7.6267		
All engines	t.nnr. M66		7.6272		
All engines	see connection type				7.1221 T22
All engines	no specific info conc. application available, safety switch				7.1236, 7.1271 T22

				ENGINE
2.2 TDCi	Diesel	147	07/10-12/14	KNWA

Engine	Information	S10	T10	T20 - T23	T22 - T25
All engines		7.0130		7.1231 T20	
All engines	t.nnr. MMT6		7.6267		

S10	OIL PRESSURE WARNING LIGHT SWITCH	T10	REVERSING LIGHT SWITCH	T20	BRAKE LIGHT SWITCH
T22	SWITCH CLUTCH CONTROL (CRUISE CONTROL)	T23	SWITCH BRAKE ACTUATION (ENGINE TIMING)	T25	SWITCH CLUTCH CONTROL (ENGINE CONTROL)

FUNCTIONS ON THE VEHICLE

Vehicle	alim.	kW	Date	Engine	 S10	 T10	 T20 - T23	 T22 - T25
---------	-------	----	------	--------	---	---	--	---

				ENGINE
2.2 TDCi	Diesel	147	07/10-12/14	KNWA

Engine	Information	S10	T10	T20 - T23	T22 - T25
All engines	t.tnr. M66		7.6272		
All engines	see connection type				7.1221 T22
All engines	no specific info conc. application available, safety switch				7.1236, 7.1271 T22

				ENGINE
2.3	Petrol	118	07/07-12/14	SEWA

Engine	Information	S10	T10	T20 - T23	T22 - T25
All engines	COL:green, spanner size 24, switch press. 0.25 bar	7.0146			
All engines	man 5 speed, t.tnr. MTX75		7.6242		
All engines	man 6 speed, t.tnr. MMT6		7.6267		
All engines	man 6 speed, t.tnr. M66		7.6272		
All engines				7.1231 T20	
All engines	see connection type				7.1221 T22
All engines	no specific info conc. application available, safety switch				7.1236, 7.1271 T22

				ENGINE
2.5 ST	Petrol	162	05/06-12/14	HUWA

Engine	Information	S10	T10	T20 - T23	T22 - T25
All engines		7.0130	7.6272	7.1231 T20	
All engines	see connection type				7.1221 T22
All engines	no specific info conc. application available, safety switch				7.1236, 7.1271 T22

				ENGINE
1.5 EcoBoost	Petrol	118	01/15-06/18	UNCI, UNCI, UNCK

Engine	Information	S10	T10	T20 - T23	T22 - T25
All engines	COL:green, spanner size 24, switch press. 0.25 bar	7.0146			
All engines			7.6267	7.1245 T20	7.1236 T22

				ENGINE
1.5 EcoBoost	Petrol	121	07/18->	C15HDTX

Engine	Information	S10	T10	T20 - T23	T22 - T25
All engines	COL:green, spanner size 24, switch press. 0.25 bar	7.0146			
All engines			7.6267	7.1245 T20	7.1236 T22

				ENGINE
2.0 EcoBlue	Diesel	110	07/18->	YMCB

Engine	Information	S10	T10	T20 - T23	T22 - T25
All engines				7.1245 T20	

				ENGINE
2.0 EcoBlue	Diesel	140	07/18->	BCCC

Engine	Information	S10	T10	T20 - T23	T22 - T25
All engines				7.1245 T20	

				ENGINE
2.0 EcoBlue 4x4	Diesel	110	07/18->	YMCB

Engine	Information	S10	T10	T20 - T23	T22 - T25
All engines				7.1245 T20	

				ENGINE
2.0 EcoBlue 4x4	Diesel	140	07/18->	BCCC

Engine	Information	S10	T10	T20 - T23	T22 - T25
All engines				7.1245 T20	





				ENGINE
2.0 EcoBoost	Petrol	176	01/15->	R9CD, R9CI

Engine	Information	S10	T10	T20 - T23	T22 - T25
All engines	COL:green, spanner size 24, switch press. 0.25 bar	7.0146			
All engines			7.6267	7.1245 T20	7.1236 T22

				ENGINE
2.0 TDCi	Diesel	103	01/15->	--

Engine	Information	S10	T10	T20 - T23	T22 - T25
All engines			7.6267	7.1245 T20	7.1236 T22

S10	OIL PRESSURE WARNING LIGHT SWITCH	T10	REVERSING LIGHT SWITCH	T20	BRAKE LIGHT SWITCH
T22	SWITCH CLUTCH CONTROL (CRUISE CONTROL)	T23	SWITCH BRAKE ACTUATION (ENGINE TIMING)	T25	SWITCH CLUTCH CONTROL (ENGINE CONTROL)

				FUNCTIONS ON THE VEHICLE					
Vehicle	alim.	kW	Date	Engine	 S10	 T10	 T20 - T23	 T22 - T25	
ENGINE									
2.0 TDCi	Diesel	110	01/15-06/18	T7CI, T7CJ, T7CK, T7CL					
Engine	Information				S10	T10	T20 - T23	T22 - T25	
All engines						7.6267	7.1245 T20	7.1236 T22	
ENGINE									
2.0 TDCi	Diesel	132	01/15-06/18	T8CG, T8CH, T8CI, T8CJ					
Engine	Information				S10	T10	T20 - T23	T22 - T25	
All engines						7.6267	7.1245 T20	7.1236 T22	
ENGINE									
2.0 TDCi 4x4	Diesel	110	01/15-06/18	T7CI, T7CJ, T7CK, T7CL					
Engine	Information				S10	T10	T20 - T23	T22 - T25	
All engines						7.6267	7.1245 T20	7.1236 T22	
ENGINE									
2.0 TDCi 4x4	Diesel	132	01/15-06/18	T8CG, T8CH, T8CI, T8CJ					
Engine	Information				S10	T10	T20 - T23	T22 - T25	
All engines						7.6267	7.1245 T20	7.1236 T22	
ENGINE									
2.0 TDCi Bi-Turbo	Diesel	154	01/15-06/18	T9CB, T9CC					
Engine	Information				S10	T10	T20 - T23	T22 - T25	
All engines						7.6267	7.1245 T20	7.1236 T22	
STREET KA									
ENGINE									
1.6	Petrol	70	05/03-07/05	CDRA, CDRB					
Engine	Information				S10	T10	T20 - T23	T22 - T25	
All engines					7.0145			7.1188 T22	
All engines	COL:white, spanner size 22, thread M16x1.5					7.6212			
All engines	COL:black					7.1041	T20		
TAUNUS									
ENGINE									
1.6	Petrol	54	07/79-07/82	LCJ					
Engine	Information				S10	T10	T20 - T23	T22 - T25	
All engines					7.0011	7.6007	7.1003 T20		
TOURNEO									
ENGINE									
1.8 BiFuel	CNG	85	08/05-12/06	EYPCNG					
Engine	Information				S10	T10	T20 - T23	T22 - T25	
All engines					7.0145		7.1231 T20		
ENGINE									
1.8 LPG	Petrol/ Petroleum Gas (LPG)	85	08/05-12/06	EYPC					
Engine	Information				S10	T10	T20 - T23	T22 - T25	
All engines					7.0145		7.1231 T20		
TOURNEO CONNECT I									
ENGINE									
1.8 16V	Petrol	85	06/02-12/13	EYPA, EYPB, EYPC, EYPD					
Engine	Information				S10	T10	T20 - T23	T22 - T25	
All engines					7.0145				
All engines	with cable					7.6242			
All engines	-> 01/08/03						7.1111 T20		
All engines	01/09/03 ->						7.1231 T20		
Eng. EYPA, EYPC, EYPD	-> 26/01/05							7.1140 T22	
Eng. EYPA, EYPC, EYPD	26/01/05 ->							7.1221 T22	
ENGINE									
1.8 TDCi	Diesel	66	06/02-12/13	HCPA, HCPB, P9PA, P9PB, P9PC, P9PD, R3PA, RWPE, RWPF					
Engine	Information				S10	T10	T20 - T23	T22 - T25	
All engines	COL:green, spanner size 24, switch press. 0.25 bar				7.0146				
All engines	with cable					7.6242			
All engines	-> 01/08/03						7.1111 T20		
All engines	01/09/03 ->						7.1231 T20		
All engines	-> 26/01/05							7.1140 T22	
All engines	26/01/05 ->							7.1221 T22	
S10	OIL PRESSURE WARNING LIGHT SWITCH			T10	REVERSING LIGHT SWITCH			T20	BRAKE LIGHT SWITCH
T22	SWITCH CLUTCH CONTROL (CRUISE CONTROL)			T23	SWITCH BRAKE ACTUATION (ENGINE TIMING)			T25	SWITCH CLUTCH CONTROL (ENGINE CONTROL)

FUNCTIONS ON THE VEHICLE

Vehicle	alim.	kW	Date	Engine	 S10	 T10	 T20 - T23	 T22 - T25
---------	-------	----	------	--------	---	---	--	---

				ENGINE
1.8 TDCi	Diesel	66	06/02-12/13	HCPA, HCPB, P9PA, P9PB, P9PC, P9PD, R3PA, RWPE, RWPF

Engine	Information	S10	T10	T20 - T23	T22 - T25
All engines	26/01/05 ->				7.1221 T22

				ENGINE
1.8 TDCi	Diesel	81	08/06-12/13	RWPA, RWPC, RWPD

Engine	Information	S10	T10	T20 - T23	T22 - T25
All engines	COL:green, spanner size 24, switch press. 0.25 bar	7.0146			
All engines	with cable		7.6242		
All engines				7.1231 T20	
All engines	-> 26/01/05				7.1140 T22
All engines	26/01/05 ->				7.1221 T22

				ENGINE
1.8 TDCi /TDDi /DI	Diesel	55	06/02-12/13	BHPA, P7PA, P7PB, R2PA

Engine	Information	S10	T10	T20 - T23	T22 - T25
All engines	COL:green, spanner size 24, switch press. 0.25 bar	7.0146			
All engines	with cable		7.6242		
All engines	-> 01/08/03			7.1111 T20	
All engines	01/09/03 ->			7.1231 T20	
All engines	-> 26/01/05				7.1140 T22
All engines	26/01/05 ->				7.1221 T22

TOURNEO CONNECT II

				ENGINE
1.0 EcoBoost	Petrol	74	11/13->	M2GA, M2GB

Engine	Information	S10	T10	T20 - T23	T22 - T25
All engines	-> 01/01/18, COL:green, spanner size 24, switch press. 0.25 bar	7.0146			
All engines			7.6267	7.1245 T20	7.1221, 7.1236 T22, T25

				ENGINE
1.5 TDCi	Diesel	55	05/15->	XUGA

Engine	Information	S10	T10	T20 - T23	T22 - T25
All engines			7.6267	7.1245 T20	7.1221, 7.1236 T22, T25

				ENGINE
1.5 TDCi	Diesel	70	09/13->	--

Engine	Information	S10	T10	T20 - T23	T22 - T25
All engines	man 5 speed		7.6242		
All engines	man 6 speed		7.6267		
All engines				7.1245 T20	
All engines	see connection type				7.1221, 7.1236 T22

				ENGINE
1.5 TDCi	Diesel	74	05/15->	XVGA, XVGB, XVGC

Engine	Information	S10	T10	T20 - T23	T22 - T25
All engines			7.6267	7.1245 T20	7.1221, 7.1236 T22, T25

				ENGINE
1.5 TDCi	Diesel	88	05/15->	XWGA, XWGB

Engine	Information	S10	T10	T20 - T23	T22 - T25
All engines			7.6267	7.1245 T20	7.1221, 7.1236 T22, T25

				ENGINE
1.6 EcoBoost	Petrol	110	11/13->	JQGA

Engine	Information	S10	T10	T20 - T23	T22 - T25
All engines		7.0146		7.1245 T20	
All engines	man 5 speed		7.6242		
All engines	man 6 speed		7.6267		
All engines	see connection type				7.1221, 7.1236 T22

				ENGINE
1.6 EcoBoost	Petrol	133	09/13->	--

Engine	Information	S10	T10	T20 - T23	T22 - T25
All engines		7.0146		7.1245 T20	

S10 OIL PRESSURE WARNING LIGHT SWITCH	T10 REVERSING LIGHT SWITCH	T20 BRAKE LIGHT SWITCH
T22 SWITCH CLUTCH CONTROL (CRUISE CONTROL)	T23 SWITCH BRAKE ACTUATION (ENGINE TIMING)	T25 SWITCH CLUTCH CONTROL (ENGINE CONTROL)

Vehicle	alim.	kW	Date	Engine	FUNCTIONS ON THE VEHICLE			
					S10	T10	T20 - T23	T22 - T25

ENGINE				
1.6 EcoBoost	Petrol	133	09/13->	--

Engine	Information	S10	T10	T20 - T23	T22 - T25
All engines	man 5 speed		7.6242		
All engines	man 6 speed		7.6267		
All engines	see connection type				7.1221, 7.1236 T22

ENGINE				
1.6 TDCi	Diesel	55	09/13->	UBGA

Engine	Information	S10	T10	T20 - T23	T22 - T25
All engines		7.0130		7.1245 T20	7.1221, 7.1236 T22, T25
All engines	with cable		7.6242		

ENGINE				
1.6 TDCi	Diesel	70	09/13->	TZGA, TZGB

Engine	Information	S10	T10	T20 - T23	T22 - T25
All engines		7.0130		7.1245 T20	7.1221, 7.1236 T22, T25
All engines	with cable		7.6242		

ENGINE				
1.6 TDCi	Diesel	85	09/13->	T1GA

Engine	Information	S10	T10	T20 - T23	T22 - T25
All engines		7.0130	7.6267	7.1245 T20	7.1221, 7.1236 T22, T25

ENGINE				
2.5	Petrol	0	09/13->	--

Engine	Information	S10	T10	T20 - T23	T22 - T25
All engines	man 5 speed		7.6242		
All engines	man 6 speed		7.6267		
All engines				7.1245 T20	
All engines	see connection type				7.1221, 7.1236 T22

TOURNEO COURIER

ENGINE				
1.0 EcoBoost	Petrol	74	02/14->	SFCA, SFCB, SFCC, SFCD

Engine	Information	S10	T10	T20 - T23	T22 - T25
All engines	COL:green, spanner size 24, switch press. 0.25 bar	7.0146			
All engines			7.6283	7.1231, 7.1237 T20, T23	7.1221, 7.1271 T22, T25

ENGINE				
1.5 TDCi	Diesel	55	02/14->	UGCA, UGCB, XUCC, XUCD, XWCA, XWCB

Engine	Information	S10	T10	T20 - T23	T22 - T25
All engines		7.0130	7.6283	7.1231, 7.1237 T20, T23	7.1221, 7.1271 T22, T25

ENGINE				
1.5 TDCi	Diesel	70	05/15->	XVCA, XVCB, XVCC

Engine	Information	S10	T10	T20 - T23	T22 - T25
All engines	COL:grey, version DV5	7.0130			
All engines			7.6283	7.1231, 7.1237 T20, T23	7.1221, 7.1271 T22, T25

ENGINE				
1.5 TDCi	Diesel	74	04/18->	XXCA, XXCB, XXCC

Engine	Information	S10	T10	T20 - T23	T22 - T25
All engines			7.6283	7.1231, 7.1237 T20, T23	7.1221, 7.1271 T22, T25

ENGINE				
1.6 TDCi	Diesel	70	02/14->	T3CA, T3CB, T3CC

Engine	Information	S10	T10	T20 - T23	T22 - T25
All engines		7.0130	7.6283	7.1231, 7.1237 T20, T23	7.1221, 7.1271 T22, T25

TOURNEO CUSTOM

ENGINE				
2.0 TDCi	Diesel	125	12/15->	YNF6, YNFS

Engine	Information	S10	T10	T20 - T23	T22 - T25
All engines		7.0145	7.6267		7.1221, 7.1236 T22, T25
All engines	-> 01/07/17			7.1245 T20	

S10	OIL PRESSURE WARNING LIGHT SWITCH	T10	REVERSING LIGHT SWITCH	T20	BRAKE LIGHT SWITCH
T22	SWITCH CLUTCH CONTROL (CRUISE CONTROL)	T23	SWITCH BRAKE ACTUATION (ENGINE TIMING)	T25	SWITCH CLUTCH CONTROL (ENGINE CONTROL)

FUNCTIONS ON THE VEHICLE

Vehicle	alim.	kW	Date	Engine	 S10	 T10	 T20 - T23	 T22 - T25
---------	-------	----	------	--------	---	---	--	---

ENGINE				
2.0 TDCi	Diesel	77	04/12->	--, YLF6, YLFS

Engine	Information	S10	T10	T20 - T23	T22 - T25
All engines		7.0145	7.6267		
All engines	-> 01/07/17			7.1245 T20	
Eng. --	see connection type				7.1221 T22
Eng. YLF6, YLFS					7.1221 T25
All engines	see connection type				7.1236 T22

ENGINE				
2.0 TDCi	Diesel	96	04/12->	--, YMF6, YMFS

Engine	Information	S10	T10	T20 - T23	T22 - T25
All engines		7.0145	7.6267		
All engines	-> 01/07/17			7.1245 T20	
Eng. --	see connection type				7.1221 T22
Eng. YMF6, YMFS					7.1221 T25
All engines	see connection type				7.1236 T22

ENGINE				
2.2 TDCi	Diesel	114	04/12->	CVFF

Engine	Information	S10	T10	T20 - T23	T22 - T25
All engines		7.0145	7.6267	7.1221, 7.1245 T20, T23	7.1236 T22

ENGINE				
2.2 TDCi	Diesel	74	04/12->	DRF4, DRFF, DRFG

Engine	Information	S10	T10	T20 - T23	T22 - T25
All engines		7.0145	7.6267	7.1221, 7.1245 T20, T23	7.1236 T22

ENGINE				
2.2 TDCi	Diesel	92	04/12->	CYF4, CYFF

Engine	Information	S10	T10	T20 - T23	T22 - T25
All engines		7.0145	7.6267	7.1221, 7.1245 T20, T23	7.1236 T22

TRANSIT

ENGINE				
1.8 CNG	CNG	85	05/02-12/13	EYPDCNG

Engine	Information	S10	T10	T20 - T23	T22 - T25
All engines		7.0145			
All engines	with cable		7.6242		
All engines	-> 01/08/03			7.1111 T20	
All engines	01/09/03 ->			7.1231 T20	
All engines	-> 01/01/05				7.1140 T22
All engines	-> 01/09/13, 01/02/05 ->				7.1221 T22

ENGINE				
2.0 TDi	Diesel	63	06/00-03/06	F3FA

Engine	Information	S10	T10	T20 - T23	T22 - T25
All engines		7.0145			
All engines	spanner size 22 MM, thread M14x1.0		7.6265		
All engines	spanner size 22 MM, thread M16x1.0		7.6321		
All engines	COL:black			7.1041 T20	

ENGINE				
2.2 TDCi	Diesel	114	10/11-08/14	CVFA, CVFB, CVFC, CVRA, CVRB, CVRC

Engine	Information	S10	T10	T20 - T23	T22 - T25
All engines		7.0145		7.1231 T20	
Eng. CVRA, CVRB, CVRC	spanner size 22 MM, thread M14x1.0		7.6265		
Eng. CVRA, CVRB, CVRC				7.1237 T23	7.1236 T22

ENGINE				
2.2 TDCi	Diesel	63	04/06-08/14	P8FA

Engine	Information	S10	T10	T20 - T23	T22 - T25
All engines		7.0145		7.1231 T20	
All engines	01/07/06 ->, spanner size 22 MM, thread M14x1.0		7.6265		

ENGINE				
2.3	Petrol	107	09/00-03/06	E5FA

Engine	Information	S10	T10	T20 - T23	T22 - T25
All engines		7.0011			

S10 OIL PRESSURE WARNING LIGHT SWITCH	T10 REVERSING LIGHT SWITCH	T20 BRAKE LIGHT SWITCH
T22 SWITCH CLUTCH CONTROL (CRUISE CONTROL)	T23 SWITCH BRAKE ACTUATION (ENGINE TIMING)	T25 SWITCH CLUTCH CONTROL (ENGINE CONTROL)

Vehicle	alim.	kW	Date	Engine	FUNCTIONS ON THE VEHICLE			
					S10	T10	T20 - T23	T22 - T25

ENGINE				
2.3	Petrol	107	09/00-03/06	E5FA

Engine	Information	S10	T10	T20 - T23	T22 - T25
All engines	spanner size 22 MM, thread M14x1.0		7.6265		
All engines	spanner size 22 MM, thread M16x1.0		7.6321		
All engines	COL:black			7.1041	T20

ENGINE				
2.4 TDDi	Diesel	88	08/00-08/03	D4FA

Engine	Information	S10	T10	T20 - T23	T22 - T25
All engines	01/10/02 ->	7.0145			
All engines	-> 01/09/02, COL:pale blue, spanner size 24, switch press. 0.6 bar	7.0147			
All engines	spanner size 22 MM, thread M14x1.0		7.6265		
All engines	spanner size 22 MM, thread M16x1.0		7.6321		
All engines	COL:black			7.1041	T20

ENGINE				
2.5 TD	Diesel	55	06/94-09/00	4HA, 4HD

Engine	Information	S10	T10	T20 - T23	T22 - T25
All engines		7.0031			
All engines	man 5 speed		7.6149		
All engines	aut 4 speed, spanner size 19, thread M12x1.0		7.6250		
All engines	COL:black			7.1041	T20

ENGINE				
2.5 TDDi	Diesel	85	12/98-06/00	4ED

Engine	Information	S10	T10	T20 - T23	T22 - T25
All engines		7.0031			
All engines	spanner size 19, thread M12x1.0		7.6250		
All engines	COL:black			7.1041	T20

TRANSIT CONNECT I

ENGINE				
1.8 16V	Petrol	85	06/02-12/13	EYPA, EYPB, EYPC, EYPD

Engine	Information	S10	T10	T20 - T23	T22 - T25
All engines		7.0145			
All engines	with cable		7.6242		
All engines	-> 01/08/03			7.1111	T20
All engines	01/09/03 ->			7.1231	T20
Eng. EYPA, EYPC, EYPD	-> 26/01/05				7.1140 T22
Eng. EYPA, EYPC, EYPD	26/01/05 ->				7.1221 T22

ENGINE				
1.8 16V LPG	Petrol/ Petro- leum Gas (LPG)	85	06/02-12/13	EYPA, EYPC

Engine	Information	S10	T10	T20 - T23	T22 - T25
All engines		7.0145			
All engines	with cable		7.6242		
All engines	-> 01/08/03			7.1111	T20
All engines	01/09/03 ->			7.1231	T20
All engines	-> 01/01/05				7.1140 T22
All engines	01/02/05 ->				7.1221 T22

ENGINE				
1.8 Di	Diesel	55	06/02-12/13	BHPA, P7PA, P7PB, R2PA

Engine	Information	S10	T10	T20 - T23	T22 - T25
All engines	COL:green, spanner size 24, switch press. 0.25 bar	7.0146			
All engines	with cable		7.6242		
All engines	-> 01/08/03			7.1111	T20
All engines	01/09/03 ->			7.1231	T20
All engines	-> 01/01/05				7.1140 T22
All engines	01/02/05 ->				7.1221 T22
All engines					7.1237 T25

S10	OIL PRESSURE WARNING LIGHT SWITCH	T10	REVERSING LIGHT SWITCH	T20	BRAKE LIGHT SWITCH
T22	SWITCH CLUTCH CONTROL (CRUISE CONTROL)	T23	SWITCH BRAKE ACTUATION (ENGINE TIMING)	T25	SWITCH CLUTCH CONTROL (ENGINE CONTROL)

FUNCTIONS ON THE VEHICLE

Vehicle	alim.	kW	Date	Engine	 S10	 T10	 T20 - T23	 T22 - T25
---------	-------	----	------	--------	---	---	--	---

				ENGINE
1.8 TDCi	Diesel	66	06/02-12/13	HCPA, HCPB, P9PA, P9PB, P9PC, P9PD, R3PA, RWPE, RWPF

Engine	Information	S10	T10	T20 - T23	T22 - T25
All engines	COL:green, spanner size 24, switch press. 0.25 bar	7.0146			
All engines	with cable		7.6242		
All engines	-> 01/08/03			7.1111 T20	
All engines	01/09/03 ->			7.1231 T20	
All engines	-> 26/01/05				7.1140 T22
All engines	26/01/05 ->				7.1221 T22

				ENGINE
1.8 TDCi	Diesel	81	08/06-12/13	RWPA, RWPC, RWPD

Engine	Information	S10	T10	T20 - T23	T22 - T25
All engines	COL:green, spanner size 24, switch press. 0.25 bar	7.0146			
All engines	with cable		7.6242		
All engines				7.1231 T20	
All engines	-> 26/01/05				7.1140 T22
All engines	26/01/05 ->				7.1221 T22

TRANSIT CONNECT II				ENGINE
1.0 EcoBoost	Petrol	74	02/13->	M2GA, M2GB

Engine	Information	S10	T10	T20 - T23	T22 - T25
All engines	COL:green, spanner size 24, switch press. 0.25 bar	7.0146			
All engines	with cable		7.6242		
All engines				7.1245 T20	7.1221, 7.1236 T22, T25

				ENGINE
1.5 TDCi	Diesel	55	08/15->	XUGA

Engine	Information	S10	T10	T20 - T23	T22 - T25
All engines	with cable		7.6242		
All engines				7.1245 T20	7.1221, 7.1236 T22, T25

				ENGINE
1.5 TDCi	Diesel	70	02/13->	--

Engine	Information	S10	T10	T20 - T23	T22 - T25
All engines	man 5 speed		7.6242		
All engines	man 6 speed		7.6267		
All engines				7.1245 T20	
All engines	see connection type				7.1221, 7.1236 T22

				ENGINE
1.5 TDCi	Diesel	74	05/15->	XVGA, XVGB, XVGC

Engine	Information	S10	T10	T20 - T23	T22 - T25
All engines			7.6267	7.1245 T20	7.1221, 7.1236 T22, T25

				ENGINE
1.5 TDCi	Diesel	88	05/15->	XWGA, XWGB

Engine	Information	S10	T10	T20 - T23	T22 - T25
All engines			7.6267	7.1245 T20	7.1221, 7.1236 T22, T25

				ENGINE
1.6 EcoBoost	Petrol	110	02/13->	JQGA

Engine	Information	S10	T10	T20 - T23	T22 - T25
All engines	COL:green, spanner size 24, switch press. 0.25 bar	7.0146			
All engines	man 5 speed		7.6242		
All engines	man 6 speed		7.6267		
All engines				7.1245 T20	
All engines	see connection type				7.1221, 7.1236 T22

				ENGINE
1.6 EcoBoost	Petrol	133	02/13->	--

Engine	Information	S10	T10	T20 - T23	T22 - T25
All engines		7.0146		7.1245 T20	
All engines	man 5 speed		7.6242		
All engines	man 6 speed		7.6267		

S10 OIL PRESSURE WARNING LIGHT SWITCH	T10 REVERSING LIGHT SWITCH	T20 BRAKE LIGHT SWITCH
T22 SWITCH CLUTCH CONTROL (CRUISE CONTROL)	T23 SWITCH BRAKE ACTUATION (ENGINE TIMING)	T25 SWITCH CLUTCH CONTROL (ENGINE CONTROL)

FUNCTIONS ON THE VEHICLE

Vehicle	alim.	kW	Date	Engine	 S10	 T10	 T20 - T23	 T22 - T25
---------	-------	----	------	--------	---	---	--	---

1.6 EcoBoost				ENGINE
Petrol	133	02/13->	--	--

Engine	Information	S10	T10	T20 - T23	T22 - T25
All engines	see connection type				7.1221, 7.1236 T22

1.6 TDCi				ENGINE
Diesel	55	02/13->	UBGA	

Engine	Information	S10	T10	T20 - T23	T22 - T25
All engines		7.0130		7.1245 T20	7.1221, 7.1236 T22, T25
All engines	with cable		7.6242		

1.6 TDCi				ENGINE
Diesel	70	02/13->	TZGA, TZGB	

Engine	Information	S10	T10	T20 - T23	T22 - T25
All engines		7.0130		7.1245 T20	7.1221, 7.1236 T22, T25
All engines	with cable		7.6242		

1.6 TDCi				ENGINE
Diesel	85	02/13->	T1GA	

Engine	Information	S10	T10	T20 - T23	T22 - T25
All engines		7.0130		7.1245 T20	7.1221, 7.1236 T22, T25
All engines	with cable		7.6242		

2.5				ENGINE
Petrol	0	02/13->	--	

Engine	Information	S10	T10	T20 - T23	T22 - T25
All engines	man 5 speed		7.6242		
All engines	man 6 speed		7.6267		
All engines				7.1245 T20	
All engines	see connection type				7.1221, 7.1236 T22

TRANSIT COURIER

1.0 EcoBoost				ENGINE
Petrol	74	02/14->	SFCA, SFCB, SFCC, SFCD	

Engine	Information	S10	T10	T20 - T23	T22 - T25
All engines	COL:green, spanner size 24, switch press. 0.25 bar	7.0146			
All engines			7.6283	7.1231, 7.1237 T20, T23	7.1221, 7.1271 T22, T25

1.5 TDCi				ENGINE
Diesel	55	02/14->	UGCA, UGCB, XUCC, XUCD, XWCA, XWCB	

Engine	Information	S10	T10	T20 - T23	T22 - T25
All engines	COL:grey, version DV5	7.0130			
All engines			7.6283	7.1237 T23	7.1221 T25
All engines	COL:black, see connection type			7.1231 T20	
Eng. XUCC, XUCD	COL:light blue, COL:white, see connection type			7.1237 T20	
Eng. XUCC, XUCD	see connection type				7.1221 T22
All engines	see connection type				7.1271 T22

1.5 TDCi				ENGINE
Diesel	70	05/15->	XVCA, XVCB, XVCC	

Engine	Information	S10	T10	T20 - T23	T22 - T25
All engines	COL:grey, version DV5	7.0130			
All engines			7.6283	7.1231, 7.1237 T20, T23	7.1221, 7.1271 T22, T25

1.5 TDCi				ENGINE
Diesel	74	04/18->	XXCA, XXCB, XXCC	

Engine	Information	S10	T10	T20 - T23	T22 - T25
All engines			7.6283	7.1231, 7.1237 T20, T23	7.1221, 7.1271 T22, T25

1.6 TDCi				ENGINE
Diesel	70	02/14->	T3CA, T3CB, T3CC	

Engine	Information	S10	T10	T20 - T23	T22 - T25
All engines		7.0130	7.6283	7.1231, 7.1237 T20, T23	7.1221, 7.1271 T22, T25

S10	OIL PRESSURE WARNING LIGHT SWITCH	T10	REVERSING LIGHT SWITCH	T20	BRAKE LIGHT SWITCH
T22	SWITCH CLUTCH CONTROL (CRUISE CONTROL)	T23	SWITCH BRAKE ACTUATION (ENGINE TIMING)	T25	SWITCH CLUTCH CONTROL (ENGINE CONTROL)

FUNCTIONS ON THE VEHICLE

Vehicle	alim.	kW	Date	Engine	 S10	 T10	 T20 - T23	 T22 - T25
---------	-------	----	------	--------	---	---	--	---

TRANSIT CUSTOM

				ENGINE
2.0 TDCi	Diesel	125	12/15->	YNF6, YNFS

Engine	Information	S10	T10	T20 - T23	T22 - T25
All engines		7.0145	7.6267		7.1221, 7.1236 T22, T25
All engines	-> 01/07/17, -> 01/07/18			7.1245 T20	

				ENGINE
2.0 TDCi	Diesel	77	04/12->	--, YLF6, YLFS

Engine	Information	S10	T10	T20 - T23	T22 - T25
All engines		7.0145	7.6267		
All engines	-> 01/07/17			7.1245 T20	
Eng. --, YLF6	see connection type				7.1221 T22
Eng. YLF6, YLFS					7.1221 T25
All engines	see connection type				7.1236 T22
Eng. YLF6					7.1236 T25

				ENGINE
2.0 TDCi	Diesel	96	04/12->	--, YMF6, YMFS

Engine	Information	S10	T10	T20 - T23	T22 - T25
All engines		7.0145	7.6267		
All engines	-> 01/07/17			7.1245 T20	
Eng. --	see connection type				7.1221 T22
Eng. YMF6, YMFS					7.1221 T25
All engines	see connection type				7.1236 T22
Eng. YLF6					7.1236 T25

				ENGINE
2.2 TDCi	Diesel	114	04/12->	CVFF

Engine	Information	S10	T10	T20 - T23	T22 - T25
All engines		7.0145	7.6267	7.1221, 7.1245 T20, T23	7.1236 T22, T25

				ENGINE
2.2 TDCi	Diesel	74	04/12->	DRF4, DRFF, DRFG

Engine	Information	S10	T10	T20 - T23	T22 - T25
All engines		7.0145	7.6267	7.1221, 7.1245 T20, T23	7.1236 T22, T25

				ENGINE
2.2 TDCi	Diesel	92	04/12->	CYF4, CYFF

Engine	Information	S10	T10	T20 - T23	T22 - T25
All engines		7.0145	7.6267	7.1221, 7.1245 T20, T23	7.1236 T22, T25

TRANSIT II

				ENGINE
1.6	Petrol	46	09/85-09/92	LAC, LAT

Engine	Information	S10	T10	T20 - T23	T22 - T25
All engines		7.0011		7.1041 T20	
All engines	+manual transmission, t.tnr. TYPE 9		7.6007		
All engines	+manual transmission, t.tnr. TYPE F, J2		7.6008		
All engines	+manual transmission, NOT FOR:(USA), t.tnr. MT75		7.6149		
All engines	+automatic transmission, pole nr. 4, t.tnr. C3		7.6243		
All engines	+automatic transmission, pole nr. 3, t.tnr. A4LD, t.tnr. C3		7.6250		





				ENGINE
2.0	Petrol	56	10/85-03/91	NAW

Engine	Information	S10	T10	T20 - T23	T22 - T25
All engines		7.0011		7.1041 T20	
All engines	+manual transmission, t.tnr. TYPE 9		7.6007		
All engines	+manual transmission, t.tnr. TYPE F, J2		7.6008		
All engines	+manual transmission, NOT FOR:(USA), t.tnr. MT75		7.6149		
All engines	+automatic transmission, pole nr. 4, t.tnr. C3		7.6243		
All engines	+automatic transmission, pole nr. 3, t.tnr. A4LD, t.tnr. C3		7.6250		

				ENGINE
2.0	Petrol	57	09/85-09/92	NAT, NAV

Engine	Information	S10	T10	T20 - T23	T22 - T25
All engines		7.0011		7.1041 T20	
All engines	+manual transmission, t.tnr. TYPE 9		7.6007		
All engines	+manual transmission, t.tnr. TYPE F, J2		7.6008		
All engines	+manual transmission, NOT FOR:(USA), t.tnr. MT75		7.6149		

S10 OIL PRESSURE WARNING LIGHT SWITCH	T10 REVERSING LIGHT SWITCH	T20 BRAKE LIGHT SWITCH
T22 SWITCH CLUTCH CONTROL (CRUISE CONTROL)	T23 SWITCH BRAKE ACTUATION (ENGINE TIMING)	T25 SWITCH CLUTCH CONTROL (ENGINE CONTROL)

				FUNCTIONS ON THE VEHICLE				
Vehicle	alim.	kW	Date	Engine	 S10	 T10	 T20 - T23	 T22 - T25
ENGINE								
2.0	Petrol	57	09/85-09/92	NAT, NAV				
ENGINE					S10	T10	T20 - T23	T22 - T25
All engines						7.6243		
All engines						7.6250		
ENGINE								
2.0	Petrol	60	10/85-03/91	N6TS				
ENGINE					S10	T10	T20 - T23	T22 - T25
All engines					7.0011		7.1041 T20	
All engines						7.6007		
All engines						7.6008		
All engines						7.6149		
All engines						7.6243		
All engines						7.6250		
ENGINE								
2.0	Petrol	66	09/91-09/94	NBA				
ENGINE					S10	T10	T20 - T23	T22 - T25
All engines					7.0011		7.1041 T20	
All engines						7.6149		
All engines						7.6250		
ENGINE								
2.0	Petrol	72	09/91-08/94	NCA				
ENGINE					S10	T10	T20 - T23	T22 - T25
All engines					7.0011		7.1041 T20	
All engines						7.6149		
All engines						7.6250		
ENGINE								
2.0	Petrol	84	06/94-03/00	NSF, NSG, NSH				
ENGINE					S10	T10	T20 - T23	T22 - T25
All engines					7.0011			
All engines						7.6149		
All engines							7.1041 T20	
ENGINE								
2.0 Cat	Petrol	57	11/85-09/92	N6T				
ENGINE					S10	T10	T20 - T23	T22 - T25
All engines					7.0011		7.1041 T20	
All engines						7.6007		
All engines						7.6008		
All engines						7.6149		
All engines						7.6243		
All engines						7.6250		
ENGINE								
2.0 CNG	Petrol/ Natural Gas (CNG)	84	06/94-03/00	NSH				
ENGINE					S10	T10	T20 - T23	T22 - T25
All engines					7.0011		7.1041 T20	
All engines						7.6149		
ENGINE								
2.0 i	Petrol	72	09/91-07/94	NCA				
ENGINE					S10	T10	T20 - T23	T22 - T25
All engines					7.0011		7.1041 T20	
All engines						7.6149		
All engines						7.6250		
ENGINE								
2.0 L	Petrol	56	10/85-03/91	NAW, NAX				
ENGINE					S10	T10	T20 - T23	T22 - T25
All engines					7.0011		7.1041 T20	
All engines						7.6007		
All engines						7.6008		
All engines						7.6149		
All engines						7.6243		

S10 OIL PRESSURE WARNING LIGHT SWITCH	T10 REVERSING LIGHT SWITCH	T20 BRAKE LIGHT SWITCH
T22 SWITCH CLUTCH CONTROL (CRUISE CONTROL)	T23 SWITCH BRAKE ACTUATION (ENGINE TIMING)	T25 SWITCH CLUTCH CONTROL (ENGINE CONTROL)

FUNCTIONS ON THE VEHICLE

Vehicle	alim.	kW	Date	Engine	 S10	 T10	 T20 - T23	 T22 - T25
---------	-------	----	------	--------	---	---	--	---

				ENGINE
2.0 L	Petrol	56	10/85-03/91	NAW, NAX

Engine	Information	S10	T10	T20 - T23	T22 - T25
All engines	+automatic transmission, pole nr. 3, t.tnr. A4LD, t.tnr. C3		7.6250		

				ENGINE
2.5 D	Diesel	50	12/85-09/91	4AB

Engine	Information	S10	T10	T20 - T23	T22 - T25
All engines		7.0031		7.1041 T20	
All engines	+manual transmission, t.tnr. TYPE 9		7.6007		
All engines	+manual transmission, t.tnr. TYPE F, J2		7.6008		
All engines	+manual transmission, NOT FOR:(USA), t.tnr. MT75		7.6149		
All engines	+automatic transmission, pole nr. 4, t.tnr. C3		7.6243		
All engines	+automatic transmission, pole nr. 3, t.tnr. A4LD, t.tnr. C3		7.6250		

				ENGINE
2.5 D	Diesel	52	09/88-09/92	4AB, 4BA, 4CA

Engine	Information	S10	T10	T20 - T23	T22 - T25
All engines		7.0031		7.1041 T20	
All engines	+manual transmission, t.tnr. TYPE 9		7.6007		
All engines	+manual transmission, t.tnr. TYPE F, J2		7.6008		
All engines	+manual transmission, NOT FOR:(USA), t.tnr. MT75		7.6149		
All engines	+automatic transmission, pole nr. 4, t.tnr. C3		7.6243		
All engines	+automatic transmission, pole nr. 3, t.tnr. A4LD, t.tnr. C3		7.6250		

				ENGINE
2.5 DI	Diesel	51	05/91-03/00	4AB, 4BC, 4CC, 4FA, 4FB, 4FC, 4FD

Engine	Information	S10	T10	T20 - T23	T22 - T25
All engines		7.0031			
Eng. 4AB, 4BC, 4CC, 4FA, 4FC	+manual transmission, NOT FOR:(USA), t.tnr. MT75		7.6149		
All engines	+automatic transmission, spanner size 19, t.tnr. A4LD, thread M12x1.0		7.6250		
All engines	COL:black			7.1041 T20	

				ENGINE
2.5 DI	Diesel	52	09/88-09/92	4BA, 4CA

Engine	Information	S10	T10	T20 - T23	T22 - T25
All engines		7.0031		7.1041 T20	
All engines	+manual transmission, t.tnr. TYPE 9		7.6007		
All engines	+manual transmission, t.tnr. TYPE F, J2		7.6008		
All engines	+manual transmission, NOT FOR:(USA), t.tnr. MT75		7.6149		
All engines	+automatic transmission, pole nr. 4, t.tnr. C3		7.6243		
All engines	+automatic transmission, pole nr. 3, t.tnr. A4LD, t.tnr. C3		7.6250		

				ENGINE
2.5 DI	Diesel	56	06/94-03/00	4HB, 4HC

Engine	Information	S10	T10	T20 - T23	T22 - T25
All engines		7.0031			
All engines	+manual transmission, NOT FOR:(USA), t.tnr. MT75		7.6149		
All engines	+automatic transmission, aut 4 speed, spanner size 19, t.tnr. A4LD, thread M12x1.0		7.6250		
All engines	COL:black			7.1041 T20	

				ENGINE
2.5 DI	Diesel	59	05/91-08/94	4DA

Engine	Information	S10	T10	T20 - T23	T22 - T25
All engines		7.0031		7.1041 T20	
All engines	+manual transmission, NOT FOR:(USA), t.tnr. MT75		7.6149		
All engines	+automatic transmission, t.tnr. A4LD		7.6250		

				ENGINE
2.5 DI	Diesel	63	10/92-06/94	4GA

Engine	Information	S10	T10	T20 - T23	T22 - T25
All engines		7.0031		7.1041 T20	
All engines	+manual transmission, NOT FOR:(USA), t.tnr. MT75		7.6149		
All engines	+automatic transmission, t.tnr. A4LD		7.6250		

				ENGINE
2.5 DI	Diesel	85	08/97-03/00	4ED

Engine	Information	S10	T10	T20 - T23	T22 - T25
All engines		7.0031			

S10 OIL PRESSURE WARNING LIGHT SWITCH	T10 REVERSING LIGHT SWITCH	T20 BRAKE LIGHT SWITCH
T22 SWITCH CLUTCH CONTROL (CRUISE CONTROL)	T23 SWITCH BRAKE ACTUATION (ENGINE TIMING)	T25 SWITCH CLUTCH CONTROL (ENGINE CONTROL)

FUNCTIONS ON THE VEHICLE

Vehicle	alim.	kW	Date	Engine	 S10	 T10	 T20 - T23	 T22 - T25
---------	-------	----	------	--------	---	---	--	---

				ENGINE
2.5 DI	Diesel	85	08/97-03/00	4ED

Engine	Information	S10	T10	T20 - T23	T22 - T25
All engines	spanner size 19, thread M12x1.0		7.6250		
All engines	COL:black			7.1041 T20	

				ENGINE
2.5 TD	Diesel	55	08/94-07/00	4HA, 4HD

Engine	Information	S10	T10	T20 - T23	T22 - T25
All engines		7.0031			
All engines	+manual transmission, NOT FOR:(USA), t.tnr. MT75		7.6149		
All engines	+automatic transmission, spanner size 19, t.tnr. A4LD, thread M12x1.0		7.6250		
All engines	COL:black			7.1041 T20	

				ENGINE
2.5 TD	Diesel	56	10/98-03/00	4HB, 4HC, 4HD

Engine	Information	S10	T10	T20 - T23	T22 - T25
All engines		7.0031			
All engines	+manual transmission, NOT FOR:(USA), t.tnr. MT75		7.6149		
All engines	+automatic transmission, aut 4 speed, spanner size 19, t.tnr. A4LD, thread M12x1.0		7.6250		
All engines	COL:black			7.1041 T20	

				ENGINE
2.5 TD	Diesel	63	10/92-03/00	4GA, 4GB, 4GC, 4GD, 4GE, 4GF

Engine	Information	S10	T10	T20 - T23	T22 - T25
All engines		7.0031			
Eng. 4GA, 4GB, 4GC, 4GE, 4GF	+manual transmission, NOT FOR:(USA), t.tnr. MT75		7.6149		
All engines	+automatic transmission, spanner size 19, t.tnr. A4LD, thread M12x1.0		7.6250		
All engines	COL:black			7.1041 T20	

				ENGINE
2.5 TD	Diesel	74	05/91-03/00	4EA, 4EB, 4EC

Engine	Information	S10	T10	T20 - T23	T22 - T25
All engines		7.0031			
Eng. 4EA, 4EB	+manual transmission, NOT FOR:(USA), t.tnr. MT75		7.6149		
All engines	+automatic transmission, spanner size 19, t.tnr. A4LD, thread M12x1.0		7.6250		
All engines	COL:black			7.1041 T20	

				ENGINE
2.5 TDI	Diesel	74	06/94-03/00	4EB, 4EC

Engine	Information	S10	T10	T20 - T23	T22 - T25
All engines		7.0031			
All engines	spanner size 19, thread M12x1.0		7.6250		
All engines	COL:black			7.1041 T20	

				ENGINE
2.9 i	Petrol	107	01/91-09/94	BRT

Engine	Information	S10	T10	T20 - T23	T22 - T25
All engines		7.0011		7.1041 T20	
All engines	+manual transmission, NOT FOR:(USA), t.tnr. MT75		7.6149		
All engines	+automatic transmission, t.tnr. A4LD		7.6243		

TRANSIT III

				ENGINE
2.0 DI	Diesel	55	08/00-05/06	D3FA

Engine	Information	S10	T10	T20 - T23	T22 - T25
All engines		7.0145			7.1140 T22
All engines	spanner size 22 MM, thread M14x1.0		7.6265		
All engines	spanner size 22 MM, thread M16x1.0		7.6321		
All engines	COL:black			7.1041 T20	

				ENGINE
2.0 DI	Diesel	63	08/00-05/06	F3FA

Engine	Information	S10	T10	T20 - T23	T22 - T25
All engines		7.0145			7.1140 T22
All engines	spanner size 22 MM, thread M14x1.0		7.6265		
All engines	spanner size 22 MM, thread M16x1.0		7.6321		
All engines	COL:black			7.1041 T20	

S10 OIL PRESSURE WARNING LIGHT SWITCH	T10 REVERSING LIGHT SWITCH	T20 BRAKE LIGHT SWITCH
T22 SWITCH CLUTCH CONTROL (CRUISE CONTROL)	T23 SWITCH BRAKE ACTUATION (ENGINE TIMING)	T25 SWITCH CLUTCH CONTROL (ENGINE CONTROL)

FUNCTIONS ON THE VEHICLE

Vehicle	alim.	kW	Date	Engine	 S10	 T10	 T20 - T23	 T22 - T25
---------	-------	----	------	--------	---	---	--	---

				ENGINE
2.0 DI	Diesel	74	08/00-05/06	ABFA

Engine	Information	S10	T10	T20 - T23	T22 - T25
All engines		7.0145			7.1140 T22
All engines	spanner size 22 MM, thread M14x1.0		7.6265		
All engines	spanner size 22 MM, thread M16x1.0		7.6321		
All engines	COL:black			7.1041 T20	

				ENGINE
2.0 TDCi	Diesel	92	08/02-05/06	FIFA

Engine	Information	S10	T10	T20 - T23	T22 - T25
All engines	MADE BY:(GB)	7.0145			
All engines	spanner size 22 MM, thread M14x1.0		7.6265		
All engines	spanner size 22 MM, thread M16x1.0		7.6321		
All engines	COL:black			7.1041 T20	
All engines					7.1140 T22

				ENGINE
2.2 TDCi	Diesel	103	10/07-08/14	PGFA, PGFB, UHFA, UHFB, UHFC

Engine	Information	S10	T10	T20 - T23	T22 - T25
All engines		7.0145		7.1231 T20	
All engines	spanner size 22 MM, t.tnr. MT75/MT82, thread M14x1.0		7.6265		
All engines	t.tnr. VMT6		7.6267		
Eng. UHFA, UHFB, UHFC				7.1237 T23	7.1236 T25
All engines	pole nr. 4				7.1140 T22
All engines	pole nr. 2				7.1236 T22

				ENGINE
2.2 TDCi	Diesel	63	04/06-08/14	P8FA, P8FB

Engine	Information	S10	T10	T20 - T23	T22 - T25
All engines		7.0145			
All engines	01/07/06 ->, man 5 speed, man 6 speed, no specific info conc. application available, spanner size 22 MM, t.tnr. MT75, t.tnr. MT82, t.tnr. MT82x4, thread M14x1.0		7.6265		
Eng. P8FB	man 6 speed, no specific info conc. application available, t.tnr. VMT6		7.6267		
All engines	COL:black, see connection type			7.1231 T20	
Eng. P8FB	COL:light blue, COL:white, see connection type			7.1237 T20	
Eng. P8FA				7.1237 T23	
All engines	pole nr. 4				7.1140 T22
All engines	pole nr. 2				7.1236 T22

				ENGINE
2.2 TDCi	Diesel	74	10/11-08/14	DRFA, DRFB, DRFC, DRFD, DRFE

Engine	Information	S10	T10	T20 - T23	T22 - T25
All engines		7.0145		7.1231, 7.1237 T20, T23	
All engines	spanner size 22 MM, t.tnr. MT82, thread M14x1.0		7.6265		
All engines	t.tnr. VMT6		7.6267		
All engines	pole nr. 4				7.1140 T22
All engines	pole nr. 2				7.1236 T22





				ENGINE
2.2 TDCi	Diesel	81	04/06-08/14	QVFA

Engine	Information	S10	T10	T20 - T23	T22 - T25
All engines		7.0145		7.1231, 7.1237 T20, T23	
All engines	01/07/06 ->, spanner size 22 MM, thread M14x1.0		7.6265		
All engines	pole nr. 4				7.1140 T22
All engines	pole nr. 2				7.1236 T22

				ENGINE
2.2 TDCi	Diesel	85	10/08-08/14	SRFA, SRFB, SRFC, SRFD, SRFE

Engine	Information	S10	T10	T20 - T23	T22 - T25
All engines		7.0145	7.6267	7.1231, 7.1237 T20, T23	
All engines	spanner size 22 MM, thread M14x1.0		7.6265		
All engines	pole nr. 4				7.1140 T22
All engines	pole nr. 2				7.1236 T22

S10	OIL PRESSURE WARNING LIGHT SWITCH	T10	REVERSING LIGHT SWITCH	T20	BRAKE LIGHT SWITCH
T22	SWITCH CLUTCH CONTROL (CRUISE CONTROL)	T23	SWITCH BRAKE ACTUATION (ENGINE TIMING)	T25	SWITCH CLUTCH CONTROL (ENGINE CONTROL)

				FUNCTIONS ON THE VEHICLE				
Vehicle	alim.	kW	Date	Engine				
					S10	T10	T20 - T23	T22 - T25

				ENGINE
2.2 TDCi	Diesel	92	10/11-08/14	CYFA, CYFB, CYFC, CYFD

Engine	Information	S10	T10	T20 - T23	T22 - T25
All engines		7.0145	7.6267	7.1231, 7.1237 T20, T23	
All engines	pole nr. 4				7.1140 T22
All engines	pole nr. 2				7.1236 T22

				ENGINE
2.2 TDCi	Diesel	96	04/06-08/14	QWFA, QWFB

Engine	Information	S10	T10	T20 - T23	T22 - T25
All engines		7.0145			
All engines	01/07/06 ->, man 5 speed, man 6 speed, no specific info conc. application available, spanner size 22 MM, t.tnr. MT75, t.tnr. MT82, t.tnr. MT82X4, thread M14x1.0		7.6265		
Eng. QWFB	man 6 speed, no specific info conc. application available, t.tnr. VMT6		7.6267		
All engines	COL:black, see connection type			7.1231 T20	
Eng. QWFB	COL:light blue, COL:white, see connection type			7.1237 T20	
All engines	pole nr. 4				7.1140 T22
All engines	pole nr. 2				7.1236 T22

				ENGINE
2.2 TDCi 4x4	Diesel	92	10/11-08/14	CYRB, CYRC

Engine	Information	S10	T10	T20 - T23	T22 - T25
All engines		7.0145		7.1231 T20	
All engines	pole nr. 4				7.1140 T22
All engines	pole nr. 2				7.1236 T22

				ENGINE
2.2 TDCi RWD	Diesel	100	09/11-08/14	USRA, USRB

Engine	Information	S10	T10	T20 - T23	T22 - T25
All engines		7.0145		7.1231, 7.1237 T20, T23	
All engines	spanner size 22 MM, thread M14x1.0		7.6265		
All engines	pole nr. 4				7.1140 T22
All engines	pole nr. 2				7.1236 T22

				ENGINE
2.2 TDCi RWD	Diesel	114	10/11->	CVRA, CVRB, CVRC

Engine	Information	S10	T10	T20 - T23	T22 - T25
All engines		7.0145		7.1231, 7.1237 T20, T23	
All engines	spanner size 22 MM, thread M14x1.0		7.6265		
All engines	pole nr. 4				7.1140 T22
All engines	pole nr. 2				7.1236 T22

				ENGINE
2.2 TDCi RWD	Diesel	74	10/11-08/14	DRRA, DRRB, DRRC

Engine	Information	S10	T10	T20 - T23	T22 - T25
All engines		7.0145		7.1231, 7.1237 T20, T23	
All engines	spanner size 22 MM, thread M14x1.0		7.6265		
All engines	pole nr. 4				7.1140 T22
All engines	pole nr. 2				7.1236 T22

				ENGINE
2.2 TDCi RWD	Diesel	92	10/11-08/14	CYRA, CYRB


Engine	Information	S10	T10	T20 - T23	T22 - T25
All engines		7.0145			
Eng. CYRB	man 5 speed, man 6 speed, no specific info conc. application available, t.tnr. MT75, t.tnr. MT82, t.tnr. MT82X4		7.6265		
Eng. CYRB	man 6 speed, no specific info conc. application available, t.tnr. VMT6		7.6267		
All engines	COL:black, see connection type			7.1231 T20	
Eng. CYRB	COL:light blue, COL:white, see connection type			7.1237 T20	
All engines	pole nr. 4				7.1140 T22
All engines	pole nr. 2				7.1236 T22

				ENGINE
2.3	Petrol	105	03/01-03/06	ESFC

Engine	Information	S10	T10	T20 - T23	T22 - T25
All engines		7.0011			
All engines	spanner size 22 MM, thread M14x1.0		7.6265		
All engines	spanner size 22 MM, thread M16x1.0		7.6321		

S10	OIL PRESSURE WARNING LIGHT SWITCH	T10	REVERSING LIGHT SWITCH	T20	BRAKE LIGHT SWITCH
T22	SWITCH CLUTCH CONTROL (CRUISE CONTROL)	T23	SWITCH BRAKE ACTUATION (ENGINE TIMING)	T25	SWITCH CLUTCH CONTROL (ENGINE CONTROL)

FUNCTIONS ON THE VEHICLE

Vehicle	alim.	kW	Date	Engine	 S10	 T10	 T20 - T23	 T22 - T25
---------	-------	----	------	--------	---	---	--	---

				ENGINE
2.3	Petrol	105	03/01-03/06	E5FC

Engine	Information	S10	T10	T20 - T23	T22 - T25
All engines	COL:black			7.1041 T20	

				ENGINE
2.3	Petrol	107	08/00-03/06	E5FA

Engine	Information	S10	T10	T20 - T23	T22 - T25
All engines		7.0011			
All engines	spanner size 22 MM, thread M14x1.0		7.6265		
All engines	spanner size 22 MM, thread M16x1.0		7.6321		
All engines	COL:black			7.1041 T20	

				ENGINE
2.3 16V	Petrol	107	04/01-05/06	E5FA, E5FC

Engine	Information	S10	T10	T20 - T23	T22 - T25
All engines		7.0011			
All engines	spanner size 22 MM, thread M14x1.0		7.6265		
All engines	spanner size 22 MM, thread M16x1.0		7.6321		
All engines	COL:black			7.1041 T20	

				ENGINE
2.3 16V CNG RWD	Petrol/ Natural Gas (CNG)	100	04/06-08/14	GZFACNG, GZFC

Engine	Information	S10	T10	T20 - T23	T22 - T25
All engines	COL:green, spanner size 24, switch press. 0.25 bar	7.0146			
All engines	man 5 speed, man 6 speed, no specific info conc. application available, spanner size 22 MM, t.tnr. MT75, t.tnr. MT82, t.tnr. MT82X4, thread M14x1.0		7.6265		
Eng. GZFC	man 6 speed, no specific info conc. application available, t.tnr. VMT6		7.6267		
All engines	COL:black, see connection type			7.1231 T20	
Eng. GZFC	COL:light blue, COL:white, see connection type			7.1237 T20	
Eng. GZFACNG				7.1237 T23	7.1236 T25
Eng. GZFC	pole nr. 4				7.1140 T22
Eng. GZFC	pole nr. 2				7.1236 T22

				ENGINE
2.3 16V LPG RWD	Petrol/ Petro- leum Gas (LPG)	107	04/06-08/14	GZFC

Engine	Information	S10	T10	T20 - T23	T22 - T25
All engines	COL:green, spanner size 24, switch press. 0.25 bar	7.0146			
All engines	spanner size 22 MM, thread M14x1.0		7.6265		
All engines				7.1231, 7.1237 T20, T23	7.1236 T25

				ENGINE
2.3 16V RWD	Petrol	107	08/00-08/14	E5FA, E5FC, GZFA, GZFB, GZFC

Engine	Information	S10	T10	T20 - T23	T22 - T25
Eng. E5FA, E5FC		7.0011			
Eng. GZFA, GZFB, GZFC	COL:green, spanner size 24, switch press. 0.25 bar	7.0146			
All engines	+manual transmission, ext.thread M 14 x 1 mm, spanner size 22 MM, t.tnr. MT75, MT82, thread M14x1.0		7.6265		
Eng. E5FA, E5FC	+manual transmission, ext.thread M 16 x 1 mm, spanner size 22 MM, t.tnr. MT75, thread M16x1.0		7.6321		
Eng. E5FA, E5FC	COL:black			7.1041 T20	
Eng. GZFA, GZFB, GZFC				7.1231 T20	
Eng. GZFA, GZFB, GZFC	pole nr. 4				7.1140 T22
Eng. GZFA, GZFB, GZFC	pole nr. 2				7.1236 T22

				ENGINE
2.3 BiFuel	Petrol/ Petro- leum Gas (LPG)	105	03/01-03/06	E5FC

Engine	Information	S10	T10	T20 - T23	T22 - T25
All engines		7.0011			
All engines	spanner size 22 MM, thread M14x1.0		7.6265		
All engines	spanner size 22 MM, thread M16x1.0		7.6321		
All engines	COL:black			7.1041 T20	

S10 OIL PRESSURE WARNING LIGHT SWITCH	T10 REVERSING LIGHT SWITCH	T20 BRAKE LIGHT SWITCH
T22 SWITCH CLUTCH CONTROL (CRUISE CONTROL)	T23 SWITCH BRAKE ACTUATION (ENGINE TIMING)	T25 SWITCH CLUTCH CONTROL (ENGINE CONTROL)

				FUNCTIONS ON THE VEHICLE				
Vehicle	alim.	kW	Date	Engine	 S10	 T10	 T20 - T23	 T22 - T25
				ENGINE				
2.4 DI	Diesel	55	01/00-05/06	F4FA				
Engine	Information			S10	T10	T20 - T23		T22 - T25
All engines	01/10/02 ->			7.0145				
All engines	-> 01/09/02, COL:pale blue, spanner size 24, switch press. 0.6 bar			7.0147				
All engines	spanner size 22 MM, thread M14x1.0				7.6265			
All engines						7.1041	T20	7.1140 T22
				ENGINE				
2.4 DI	Diesel	66	01/00-05/06	D2FA, D2FB, D2FE				
Engine	Information			S10	T10	T20 - T23		T22 - T25
All engines	01/09/02 ->, 01/10/02 ->, MADE BY:(GB)			7.0145				
All engines	-> 01/09/02, COL:pale blue, MADE BY:(GB), spanner size 24, switch press. 0.6 bar			7.0147				
All engines	+manual transmission, ext.thread M 14 x 1 mm, spanner size 22 MM, t.tnr. MT75, MT82, thread M14x1.0				7.6265			
All engines	+manual transmission, ext.thread M 16 x 1 mm, spanner size 22 MM, t.tnr. MT75, thread M16x1.0				7.6321			
All engines	Eng. D2FA, D2FB					7.1041	T20	7.1140 T22
				ENGINE				
2.4 DI	Diesel	88	01/00-05/06	D4FA				
Engine	Information			S10	T10	T20 - T23		T22 - T25
All engines	-> 01/09/02, 01/10/02 ->, MADE BY:(GB)			7.0145				
All engines	-> 01/09/02, COL:pale blue, MADE BY:(GB), spanner size 24, switch press. 0.6 bar			7.0147				
All engines	spanner size 22 MM, thread M14x1.0				7.6265			
All engines	spanner size 22 MM, thread M16x1.0				7.6321			
All engines	COL:black					7.1041	T20	
All engines								7.1140 T22
				ENGINE				
2.4 DI RWD	Diesel	55	01/00-05/06	F4FA				
Engine	Information			S10	T10	T20 - T23		T22 - T25
All engines	01/10/02 ->			7.0145				
All engines	-> 01/09/02, COL:pale blue, spanner size 24, switch press. 0.6 bar			7.0147				
All engines	spanner size 22 MM, thread M14x1.0				7.6265			
All engines						7.1041	T20	
All engines								7.1140 T22
				ENGINE				
2.4 DI RWD	Diesel	88	01/00-05/06	D4FA				
Engine	Information			S10	T10	T20 - T23		T22 - T25
All engines	01/10/02 ->, MADE BY:(GB)			7.0145				
All engines	-> 01/09/02, COL:pale blue, MADE BY:(GB), spanner size 24, switch press. 0.6 bar			7.0147				
All engines	spanner size 22 MM, thread M14x1.0				7.6265			
All engines	spanner size 22 MM, thread M16x1.0				7.6321			
All engines	COL:black, man.					7.1041	T20	
All engines								7.1140 T22
				ENGINE				
2.4 TD	Diesel	55	08/00-08/03	F4FA				
Engine	Information			S10	T10	T20 - T23		T22 - T25
All engines	01/09/02 ->, 01/10/02 ->			7.0145				
All engines	-> 01/09/02, COL:pale blue, spanner size 24, switch press. 0.6 bar			7.0147				
All engines	+manual transmission, ext.thread M 14 x 1 mm, spanner size 22 MM, t.tnr. MT75, MT82, thread M14x1.0				7.6265			
All engines	+manual transmission, ext.thread M 16 x 1 mm, t.tnr. MT75				7.6321			
All engines						7.1041	T20	7.1140 T22
				ENGINE				
2.4 TD 4x4	Diesel	55	08/00-08/03	F4FA				
Engine	Information			S10	T10	T20 - T23		T22 - T25
All engines	01/09/02 ->			7.0145				
All engines	-> 01/09/02			7.0147				
All engines	+manual transmission, ext.thread M 14 x 1 mm, t.tnr. MT75, MT82				7.6265			
All engines	+manual transmission, ext.thread M 16 x 1 mm, t.tnr. MT75				7.6321			
All engines						7.1041	T20	7.1140 T22

S10 OIL PRESSURE WARNING LIGHT SWITCH	T10 REVERSING LIGHT SWITCH	T20 BRAKE LIGHT SWITCH
T22 SWITCH CLUTCH CONTROL (CRUISE CONTROL)	T23 SWITCH BRAKE ACTUATION (ENGINE TIMING)	T25 SWITCH CLUTCH CONTROL (ENGINE CONTROL)

FUNCTIONS ON THE VEHICLE

Vehicle	alim.	kW	Date	Engine	 S10	 T10	 T20 - T23	 T22 - T25
---------	-------	----	------	--------	---	---	--	---

				ENGINE
2.4 TDCi	Diesel	101	03/04-05/06	H9FA

Engine	Information	S10	T10	T20 - T23	T22 - T25
All engines	MADE BY:(GB)	7.0145			
All engines	spanner size 22 MM, thread M14x1.0		7.6265		
All engines	COL:black			7.1041 T20	
All engines					7.1140 T22

				ENGINE
2.4 TDCi	Diesel	103	04/06->	H9FD

Engine	Information	S10	T10	T20 - T23	T22 - T25
All engines		7.0145		7.1231 T20	
All engines	spanner size 22 MM, thread M14x1.0		7.6265		
All engines	pole nr. 4				7.1140 T22
All engines	pole nr. 2				7.1236 T22

				ENGINE
2.4 TDCi	Diesel	74	04/06-08/14	PHFA, PHFC

Engine	Information	S10	T10	T20 - T23	T22 - T25
All engines		7.0145		7.1231 T20	
All engines	spanner size 22 MM, thread M14x1.0		7.6265		
All engines	pole nr. 4				7.1140 T22
All engines	pole nr. 2				7.1236 T22

				ENGINE
2.4 TDCi	Diesel	85	04/06-08/14	JXFA, JXFC

Engine	Information	S10	T10	T20 - T23	T22 - T25
All engines		7.0145			
All engines	man 5 speed, man 6 speed, no specific info conc. application available, spanner size 22 MM, t.tnr. MT75, t.tnr. MT82, t.tnr. MT82X4, thread M14x1.0		7.6265		
Eng. JXFC	man 6 speed, no specific info conc. application available, t.tnr. VMT6		7.6267		
All engines	COL:black, see connection type			7.1231 T20	
Eng. JXFC	COL:light blue, COL:white, see connection type			7.1237 T20	
Eng. JXFC	pole nr. 4				7.1140 T22
Eng. JXFC	pole nr. 2				7.1236 T22
Eng. JXFA					7.1237 T25

				ENGINE
2.4 TDCi	Diesel	88	07/06->	--

Engine	Information	S10	T10	T20 - T23	T22 - T25
All engines		7.0145			
All engines	man 5 speed, man 6 speed, no specific info conc. application available, t.tnr. MT75, t.tnr. MT82, t.tnr. MT82X4		7.6265		
All engines	man 6 speed, no specific info conc. application available, t.tnr. VMT6		7.6267		
All engines	COL:black, see connection type			7.1231 T20	
All engines	COL:light blue, COL:white, see connection type			7.1237 T20	
All engines	pole nr. 4				7.1140 T22
All engines	pole nr. 2				7.1236 T22

				ENGINE
2.4 TDCi 4x4	Diesel	103	11/06-08/14	H9FB

Engine	Information	S10	T10	T20 - T23	T22 - T25
All engines		7.0145	7.6267	7.1231, 7.1237 T20, T23	
All engines	spanner size 22 MM, thread M14x1.0		7.6265		
All engines	pole nr. 4				7.1140 T22
All engines	pole nr. 2				7.1236 T22

				ENGINE
2.4 TDCi HPCR	Diesel	103	07/06->	--

Engine	Information	S10	T10	T20 - T23	T22 - T25
All engines		7.0145			
All engines	man 5 speed, man 6 speed, no specific info conc. application available, t.tnr. MT75, t.tnr. MT82, t.tnr. MT82X4		7.6265		
All engines	man 6 speed, no specific info conc. application available, t.tnr. VMT6		7.6267		
All engines	COL:black, see connection type			7.1231 T20	
All engines	COL:light blue, COL:white, see connection type			7.1237 T20	
All engines	pole nr. 4				7.1140 T22
All engines	pole nr. 2				7.1236 T22

S10	OIL PRESSURE WARNING LIGHT SWITCH	T10	REVERSING LIGHT SWITCH	T20	BRAKE LIGHT SWITCH
T22	SWITCH CLUTCH CONTROL (CRUISE CONTROL)	T23	SWITCH BRAKE ACTUATION (ENGINE TIMING)	T25	SWITCH CLUTCH CONTROL (ENGINE CONTROL)

FUNCTIONS ON THE VEHICLE

Vehicle	alim.	kW	Date	Engine	 S10	 T10	 T20 - T23	 T22 - T25
---------	-------	----	------	--------	---	---	--	---

				ENGINE	
2.4 TDCi HPCR	Diesel	88	07/06->	--	

Engine	Information	S10	T10	T20 - T23	T22 - T25
All engines		7.0145			
All engines	man 5 speed, man 6 speed, no specific info conc. application available, t.tnr. MT75, t.tnr. MT82, t.tnr. MT82X4		7.6265		
All engines	man 6 speed, no specific info conc. application available, t.tnr. VMT6		7.6267		
All engines	COL:black, see connection type			7.1231 T20	
All engines	COL:light blue, COL:white, see connection type			7.1237 T20	
All engines	pole nr. 4				7.1140 T22
All engines	pole nr. 2				7.1236 T22

				ENGINE	
2.4 TDCi RWD	Diesel	103	04/06-08/14	H9FD	

Engine	Information	S10	T10	T20 - T23	T22 - T25
All engines		7.0145		7.1231 T20	
All engines	spanner size 22 MM, thread M14x1.0		7.6265		
All engines	pole nr. 4				7.1140 T22
All engines	pole nr. 2				7.1236 T22

				ENGINE	
2.4 TDCi RWD	Diesel	74	04/06-08/14	PHFA, PHFC	

Engine	Information	S10	T10	T20 - T23	T22 - T25
All engines		7.0145		7.1231 T20	
All engines	spanner size 22 MM, thread M14x1.0		7.6265		
All engines	pole nr. 4				7.1140 T22
All engines	pole nr. 2				7.1236 T22

				ENGINE	
2.4 TDCi RWD	Diesel	85	04/06-08/14	JXFA, JXFC	

Engine	Information	S10	T10	T20 - T23	T22 - T25
All engines		7.0145			
All engines	-> 01/09/07, 01/07/06 ->, man 5 speed, man 6 speed, no specific info conc. application available, spanner size 22 MM, t.tnr. MT75, t.tnr. MT82, t.tnr. MT82X4, thread M14x1.0		7.6265		
All engines	01/10/07 ->, man 6 speed, no specific info conc. application available, t.tnr. VMT6		7.6267		
All engines	COL:black, see connection type			7.1231 T20	
Eng. JXFC	COL:light blue, COL:white, see connection type			7.1237 T20	
All engines	pole nr. 4				7.1140 T22
All engines	pole nr. 2				7.1236 T22

				ENGINE	
2.4 TDDi	Diesel	66	10/01-03/06	D2FE	

Engine	Information	S10	T10	T20 - T23	T22 - T25
All engines	01/10/02 ->, MADE BY:(GB)	7.0145			
All engines	-> 01/09/02, COL:pale blue, MADE BY:(GB), spanner size 24, switch press. 0.6 bar	7.0147			
All engines	spanner size 22 MM, thread M14x1.0		7.6265		
All engines	COL:black			7.1041 T20	

				ENGINE	
2.4 TDDi	Diesel	88	08/00-08/03	D4FA	

Engine	Information	S10	T10	T20 - T23	T22 - T25
All engines	01/09/02 ->	7.0145			
All engines	-> 01/09/02	7.0147			
All engines	+manual transmission, ext.thread M 14 x 1 mm, t.tnr. MT75, MT82		7.6265		
All engines	+manual transmission, ext.thread M 16 x 1 mm, t.tnr. MT75		7.6321		
All engines				7.1041 T20	7.1140 T22

				ENGINE	
2.4 TDE	Diesel	85	03/04-05/06	FXFA	

Engine	Information	S10	T10	T20 - T23	T22 - T25
All engines		7.0145			7.1140 T22
All engines	spanner size 22 MM, thread M14x1.0		7.6265		
All engines	spanner size 22 MM, thread M16x1.0		7.6321		
All engines	COL:black			7.1041 T20	

S10	OIL PRESSURE WARNING LIGHT SWITCH	T10	REVERSING LIGHT SWITCH	T20	BRAKE LIGHT SWITCH
T22	SWITCH CLUTCH CONTROL (CRUISE CONTROL)	T23	SWITCH BRAKE ACTUATION (ENGINE TIMING)	T25	SWITCH CLUTCH CONTROL (ENGINE CONTROL)

FUNCTIONS ON THE VEHICLE

Vehicle	alim.	kW	Date	Engine	 S10	 T10	 T20 - T23	 T22 - T25
---------	-------	----	------	--------	---	---	--	---

				ENGINE
2.4 TDE	Diesel	92	07/01-05/06	DOFA

Engine	Information	S10	T10	T20 - T23	T22 - T25
All engines	01/10/02 ->, MADE BY:(GB)	7.0145			
All engines	-> 01/09/02, COL:pale blue, MADE BY:(GB), spanner size 24, switch press. 0.6 bar	7.0147			
All engines	spanner size 22 MM, thread M14x1.0		7.6265		
All engines	spanner size 22 MM, thread M16x1.0		7.6321		
All engines	COL:black			7.1041 T20	
All engines					7.1140 T22

				ENGINE
3.2 TDCi	Diesel	147	02/08-08/14	SAFA, SAFB

Engine	Information	S10	T10	T20 - T23	T22 - T25
All engines		7.0145	7.6267	7.1231 T20	
All engines	spanner size 22 MM, thread M14x1.0		7.6265		
All engines	pole nr. 4				7.1140 T22
All engines	pole nr. 2				7.1236 T22

				ENGINE
3.2 TDCi RWD	Diesel	147	09/07-08/14	SAFA, SAFB

Engine	Information	S10	T10	T20 - T23	T22 - T25
All engines		7.0145	7.6267	7.1231 T20	
All engines	spanner size 22 MM, thread M14x1.0		7.6265		
All engines	pole nr. 4				7.1140 T22
All engines	pole nr. 2				7.1236 T22

TRANSIT IV

				ENGINE
2.0 TDCi	Diesel	125	03/16->	YNF6, YNFS

Engine	Information	S10	T10	T20 - T23	T22 - T25
All engines		7.0145	7.6267		7.1221, T22, 7.1236 T25
All engines	spanner size 22 MM, thread M14x1.0		7.6265		
All engines	-> 01/07/17			7.1245 T20	

				ENGINE
2.0 TDCi	Diesel	77	03/16->	YLF6, YLFS

Engine	Information	S10	T10	T20 - T23	T22 - T25
All engines		7.0145	7.6267		7.1221, T22, 7.1236 T25
All engines	spanner size 22 MM, thread M14x1.0		7.6265		
All engines	-> 01/07/17			7.1245 T20	

				ENGINE
2.0 TDCi	Diesel	96	03/16->	YMF6, YMFS

Engine	Information	S10	T10	T20 - T23	T22 - T25
All engines		7.0145	7.6267		7.1221, T22, 7.1236 T25
All engines	spanner size 22 MM, thread M14x1.0		7.6265		
All engines	-> 01/07/17			7.1245 T20	

				ENGINE
2.0 TDCi 4x4	Diesel	125	01/17->	YNR6

Engine	Information	S10	T10	T20 - T23	T22 - T25
All engines		7.0145			7.1221, T22, 7.1236 T25
All engines	spanner size 22 MM, t.tnr. MT82, thread M14x1.0		7.6265		
All engines	t.tnr. VMT6		7.6267		
All engines	-> 01/07/17			7.1245 T20	

				ENGINE
2.0 TDCi 4x4	Diesel	96	01/17->	YMR6

Engine	Information	S10	T10	T20 - T23	T22 - T25
All engines		7.0145			7.1221, T22, 7.1236 T25
All engines	spanner size 22 MM, t.tnr. MT82, thread M14x1.0		7.6265		
All engines	t.tnr. VMT6		7.6267		
All engines	-> 01/07/17			7.1245 T20	

				ENGINE
2.0 TDCi RWD	Diesel	125	03/16->	--, YNR6

Engine	Information	S10	T10	T20 - T23	T22 - T25
All engines		7.0145			

S10 OIL PRESSURE WARNING LIGHT SWITCH	T10 REVERSING LIGHT SWITCH	T20 BRAKE LIGHT SWITCH
T22 SWITCH CLUTCH CONTROL (CRUISE CONTROL)	T23 SWITCH BRAKE ACTUATION (ENGINE TIMING)	T25 SWITCH CLUTCH CONTROL (ENGINE CONTROL)

FUNCTIONS ON THE VEHICLE

Vehicle	alim.	kW	Date	Engine	 S10	 T10	 T20 - T23	 T22 - T25
---------	-------	----	------	--------	---	---	--	---

				ENGINE
2.0 TDCi RWD	Diesel	125	03/16->	--, YNR6

Engine	Information	S10	T10	T20 - T23	T22 - T25
All engines	ext.thread M14 x 1 mm, spanner size 22 MM, thread M14x1.0		7.6265		
All engines	ext.thread M16 x 1 mm		7.6267		
All engines	-> 01/07/17			7.1245 T20	
Eng. --	see connection type				7.1221 T22
Eng. YNR6					7.1221 T25
All engines	see connection type				7.1236 T22

				ENGINE
2.0 TDCi RWD	Diesel	77	03/16->	YLR6

Engine	Information	S10	T10	T20 - T23	T22 - T25
All engines		7.0145	7.6267		7.1221, 7.1236 T22, T25
All engines	spanner size 22 MM, thread M14x1.0		7.6265		
All engines	-> 01/07/17			7.1245 T20	

				ENGINE
2.0 TDCi RWD	Diesel	96	03/16->	--, YMR6

Engine	Information	S10	T10	T20 - T23	T22 - T25
All engines		7.0145			
All engines	ext.thread M14 x 1 mm, spanner size 22 MM, thread M14x1.0		7.6265		
All engines	ext.thread M16 x 1 mm		7.6267		
All engines	-> 01/07/17			7.1245 T20	
Eng. --	see connection type				7.1221 T22
Eng. YMR6					7.1221 T25
All engines	see connection type				7.1236 T22

				ENGINE
2.2 TDCi	Diesel	103	08/13->	--

Engine	Information	S10	T10	T20 - T23	T22 - T25
All engines		7.0145		7.1245 T20	
All engines	ext.thread M14 x 1 mm		7.6265		
All engines	ext.thread M16 x 1 mm		7.6267		
All engines	see connection type				7.1221, 7.1236 T22

				ENGINE
2.2 TDCi	Diesel	114	08/13->	CVF5, CVFF

Engine	Information	S10	T10	T20 - T23	T22 - T25
All engines		7.0145	7.6267		7.1221, 7.1236 T22, T25
All engines	-> 01/07/17			7.1245 T20	

				ENGINE
2.2 TDCi	Diesel	74	08/13->	DRF5, DRFF, DRFG

Engine	Information	S10	T10	T20 - T23	T22 - T25
All engines		7.0145	7.6267		7.1221, 7.1236 T22, T25
All engines	-> 01/07/17			7.1245 T20	

				ENGINE
2.2 TDCi	Diesel	92	08/13->	CY14, CYF5, CYFF, CYFG, USF6

Engine	Information	S10	T10	T20 - T23	T22 - T25
All engines		7.0145			
Eng. CY14, USF6	ext.thread M14 x 1 mm		7.6265		
All engines	ext.thread M16 x 1 mm		7.6267		
All engines	-> 01/07/17			7.1245 T20	
Eng. CY14, USF6	see connection type				7.1221 T22
Eng. CYF5, CYFF, CYFG					7.1221 T25
All engines	see connection type				7.1236 T22

				ENGINE
2.2 TDCi 4x4	Diesel	114	08/13->	CV24, CVR5, UYR6

Engine	Information	S10	T10	T20 - T23	T22 - T25
All engines		7.0145			
All engines	ext.thread M14 x 1 mm, spanner size 22 MM, thread M14x1.0		7.6265		
Eng. CV24	ext.thread M16 x 1 mm		7.6267		
All engines	-> 01/07/17			7.1245 T20	

S10	OIL PRESSURE WARNING LIGHT SWITCH	T10	REVERSING LIGHT SWITCH	T20	BRAKE LIGHT SWITCH
T22	SWITCH CLUTCH CONTROL (CRUISE CONTROL)	T23	SWITCH BRAKE ACTUATION (ENGINE TIMING)	T25	SWITCH CLUTCH CONTROL (ENGINE CONTROL)

FUNCTIONS ON THE VEHICLE

Vehicle	alim.	kW	Date	Engine	 S10	 T10	 T20 - T23	 T22 - T25
---------	-------	----	------	--------	---	---	--	---

				ENGINE
2.2 TDCi 4x4	Diesel	114	08/13->	CV24, CVR5, UYR6

Engine	Information	S10	T10	T20 - T23	T22 - T25
Eng. CV24	see connection type				7.1221 T22
Eng. CVR5, UYR6					7.1221 T25
All engines	see connection type				7.1236 T22

				ENGINE
2.2 TDCi 4x4	Diesel	92	08/13->	CY24, CYR5, USR6

Engine	Information	S10	T10	T20 - T23	T22 - T25
All engines		7.0145			7.1221 T25
All engines	ext.thread M14 x 1 mm, spanner size 22 MM, thread M14x1.0		7.6265		
Eng. CY24	ext.thread M16 x 1 mm		7.6267		
All engines	-> 01/07/17			7.1245 T20	
Eng. CY24	see connection type				7.1221 T22
All engines	see connection type				7.1236 T22

				ENGINE
2.2 TDCi RWD	Diesel	114	08/13->	CV24, CVR5, UYR6

Engine	Information	S10	T10	T20 - T23	T22 - T25
All engines		7.0145			
All engines	ext.thread M14 x 1 mm, spanner size 22 MM, thread M14x1.0		7.6265		
Eng. CV24	ext.thread M16 x 1 mm		7.6267		
All engines	-> 01/07/17			7.1245 T20	
All engines	see connection type				7.1221, 7.1236 T22
Eng. CVR5, UYR6					7.1221, 7.1236 T25

				ENGINE
2.2 TDCi RWD	Diesel	74	08/13->	DRR5

Engine	Information	S10	T10	T20 - T23	T22 - T25
All engines		7.0145			7.1221, 7.1236 T22, T25
All engines	spanner size 22 MM, thread M14x1.0		7.6265		
All engines	-> 01/07/17			7.1245 T20	

				ENGINE
2.2 TDCi RWD	Diesel	92	08/13->	CYR5, USR6

Engine	Information	S10	T10	T20 - T23	T22 - T25
All engines		7.0145			7.1221, 7.1236 T22, T25
All engines	spanner size 22 MM, thread M14x1.0		7.6265		
All engines	-> 01/07/17			7.1245 T20	

				ENGINE
2.2 TDCi RWD	Diesel	99	08/13->	UHR5

Engine	Information	S10	T10	T20 - T23	T22 - T25
All engines		7.0145			7.1221, 7.1236 T22, T25
All engines	spanner size 22 MM, thread M14x1.0		7.6265		
All engines	-> 01/07/17			7.1245 T20	

TRANSIT TOURNEO

				ENGINE
2.0	Diesel	55	06/00-08/03	D3FA

Engine	Information	S10	T10	T20 - T23	T22 - T25
All engines		7.0145			
All engines	spanner size 22 MM, thread M14x1.0		7.6265		
All engines	spanner size 22 MM, thread M16x1.0		7.6321		
All engines	COL:black			7.1041 T20	

				ENGINE
2.0	Diesel	74	06/00-03/05	ABFA

Engine	Information	S10	T10	T20 - T23	T22 - T25
All engines		7.0145			
All engines	spanner size 22 MM, thread M14x1.0		7.6265		
All engines	spanner size 22 MM, thread M16x1.0		7.6321		
All engines	COL:black			7.1041 T20	

S10 OIL PRESSURE WARNING LIGHT SWITCH	T10 REVERSING LIGHT SWITCH	T20 BRAKE LIGHT SWITCH
T22 SWITCH CLUTCH CONTROL (CRUISE CONTROL)	T23 SWITCH BRAKE ACTUATION (ENGINE TIMING)	T25 SWITCH CLUTCH CONTROL (ENGINE CONTROL)

				FUNCTIONS ON THE VEHICLE				
Vehicle	alim.	kW	Date	Engine	 S10	 T10	 T20 - T23	 T22 - T25
				ENGINE				
2.0	Diesel	92	03/02-03/06	FIFA				
Engine	Information			S10	T10	T20 - T23	T22 - T25	
All engines				7.0145				
All engines	spanner size 22 MM, thread M14x1.0				7.6265			
All engines	spanner size 22 MM, thread M16x1.0				7.6321			
All engines	COL:black					7.1041	T20	
				ENGINE				
2.0	Petrol	84	11/94-12/00	NSF, NSG, NSH				
Engine	Information			S10	T10	T20 - T23	T22 - T25	
All engines				7.0011	7.6149			
All engines	COL:black					7.1041	T20	
				ENGINE				
2.2	Diesel	92	10/11-08/14	CYFA, CYFB, CYFC, CVFD				
Engine	Information			S10	T10	T20 - T23	T22 - T25	
All engines				7.0145		7.1231	T20	
				ENGINE				
2.2 TDCI	Diesel	103	10/07-08/14	PGFA, PGFB, UHFA, UHFB, UHFC				
Engine	Information			S10	T10	T20 - T23	T22 - T25	
All engines				7.0145		7.1231	T20	
All engines	spanner size 22 MM, thread M14x1.0				7.6265			
Eng. PGFA, PGFB	pole nr. 4						7.1140	T22
Eng. PGFA, PGFB	pole nr. 2						7.1236	T22
				ENGINE				
2.2 TDCi	Diesel	81	07/06-08/14	QVFA				
Engine	Information			S10	T10	T20 - T23	T22 - T25	
All engines				7.0145		7.1231	T20	
All engines	spanner size 22 MM, thread M14x1.0				7.6265			
All engines	pole nr. 4						7.1140	T22
All engines	pole nr. 2						7.1236	T22
				ENGINE				
2.2 TDCi	Diesel	85	10/08-08/14	SRFA, SRFB, SRFC, SRFD, SRFE				
Engine	Information			S10	T10	T20 - T23	T22 - T25	
All engines				7.0145		7.1231	T20	
All engines	spanner size 22 MM, thread M14x1.0				7.6265			
All engines	pole nr. 4						7.1140	T22
All engines	pole nr. 2						7.1236	T22
				ENGINE				
2.2 TDCI	Diesel	96	07/06-08/14	QWFA, QWFB				
Engine	Information			S10	T10	T20 - T23	T22 - T25	
All engines				7.0145				
All engines	man 5 speed, man 6 speed, no specific info conc. application available, spanner size 22 MM, t.tnr. MT75, t.tnr. MT82, t.tnr. MT82x4, thread M14x1.0				7.6265			
Eng. QWFB	man 6 speed, no specific info conc. application available, t.tnr. VMT6				7.6267			
All engines	COL:black, see connection type					7.1231	T20	
Eng. QWFB	COL:light blue, COL:white, see connection type					7.1237	T20	
All engines	pole nr. 4						7.1140	T22
All engines	pole nr. 2						7.1236	T22
				ENGINE				
2.4 D	Diesel	55	08/94-06/00	4HA				
Engine	Information			S10	T10	T20 - T23	T22 - T25	
All engines				7.0031				
All engines	spanner size 19, thread M12x1.0				7.6250			
All engines	COL:black					7.1041	T20	
				ENGINE				
2.5 DI	Diesel	51	11/94-12/00	4FA, 4FB, 4FC, 4FD				
Engine	Information			S10	T10	T20 - T23	T22 - T25	
All engines				7.0031				
All engines	spanner size 19, thread M12x1.0				7.6250			
All engines	COL:black					7.1041	T20	

S10	OIL PRESSURE WARNING LIGHT SWITCH	T10	REVERSING LIGHT SWITCH	T20	BRAKE LIGHT SWITCH
T22	SWITCH CLUTCH CONTROL (CRUISE CONTROL)	T23	SWITCH BRAKE ACTUATION (ENGINE TIMING)	T25	SWITCH CLUTCH CONTROL (ENGINE CONTROL)

FUNCTIONS ON THE VEHICLE

Vehicle	alim.	kW	Date	Engine				
					S10	T10	T20 - T23	T22 - T25

				ENGINE
2.5 DI	Diesel	56	11/94-12/00	4HA, 4HB, 4HC

Engine	Information	S10	T10	T20 - T23	T22 - T25
All engines		7.0031			
All engines	+manual transmission, NOT FOR:(USA), t.tnr. MT75		7.6149		
Eng. 4HA, 4HC	+automatic transmission, t.tnr. A4LD		7.6250		
All engines	COL:black			7.1041 T20	

				ENGINE
2.5 TD	Diesel	63	11/94-12/00	4GA, 4GB, 4GC, 4GD

Engine	Information	S10	T10	T20 - T23	T22 - T25
All engines		7.0031			
Eng. 4GA, 4GB	+manual transmission, NOT FOR:(USA), t.tnr. MT75		7.6149		
All engines	+automatic transmission, spanner size 19, t.tnr. A4LD, thread M12x1.0		7.6250		
All engines	COL:black			7.1041 T20	

				ENGINE
2.5 TD	Diesel	74	04/98-12/00	4EB, 4EC

Engine	Information	S10	T10	T20 - T23	T22 - T25
All engines		7.0031			
All engines	spanner size 19, thread M12x1.0		7.6250		
All engines	COL:black			7.1041 T20	





				ENGINE
3.0 i 12V	Petrol	109	04/95-07/97	99U

Engine	Information	S10	T10	T20 - T23	T22 - T25
All engines	-> 01/11/98	7.0011			
All engines	01/11/98 ->	7.0156			

				ENGINE
3.0 i 12VS	Petrol	112	08/97->	99U

Engine	Information	S10	T10	T20 - T23	T22 - T25
All engines	-> 01/11/98	7.0011			
All engines	01/11/98 ->	7.0156			

S10	OIL PRESSURE WARNING LIGHT SWITCH	T10	REVERSING LIGHT SWITCH	T20	BRAKE LIGHT SWITCH
T22	SWITCH CLUTCH CONTROL (CRUISE CONTROL)	T23	SWITCH BRAKE ACTUATION (ENGINE TIMING)	T25	SWITCH CLUTCH CONTROL (ENGINE CONTROL)

				FUNCTIONS ON THE VEHICLE				
Vehicle	alim.	kW	Date	Engine				
					S10	T10	T20 - T23	T22 - T25

FIESTA

				ENGINE
1.0i	Petrol	48	07/99->	ZL10

Engine	Information	S10	T10	T20 - T23	T22 - T25
All engines		7.0145			7.1188 T22
All engines	+manual transmission, t.tnr. IB5		7.6212		
All engines	+automatic transmission, t.tnr. CTX		7.6243		
All engines	LHD			7.1041 T20	
All engines	RHD			7.1112 T20	

				ENGINE
1.6i	Petrol	70	07/99->	ZL16

Engine	Information	S10	T10	T20 - T23	T22 - T25
All engines		7.0145			7.1188 T22
All engines	+manual transmission, t.tnr. IB5		7.6212		
All engines	+automatic transmission, t.tnr. CTX		7.6243		
All engines	LHD			7.1041 T20	
All engines	RHD			7.1112 T20	

S10	OIL PRESSURE WARNING LIGHT SWITCH	T10	REVERSING LIGHT SWITCH	T20	BRAKE LIGHT SWITCH
T22	SWITCH CLUTCH CONTROL (CRUISE CONTROL)	T23	SWITCH BRAKE ACTUATION (ENGINE TIMING)	T25	SWITCH CLUTCH CONTROL (ENGINE CONTROL)

FUNCTIONS ON THE VEHICLE

Vehicle	alim.	kW	Date	Engine	 S10	 T10	 T20 - T23	 T22 - T25
---------	-------	----	------	--------	---	---	--	---

EDGE

				ENGINE
2.0 TDCi AWD	Diesel	132	08/15-07/18	T8CM

Engine	Information	S10	T10	T20 - T23	T22 - T25
All engines			7.6267	7.1245 T20	7.1236 T22

				ENGINE
2.0 TDCi Bi-Turbo AWD	Diesel	154	08/15-07/18	T9CE

Engine	Information	S10	T10	T20 - T23	T22 - T25
All engines				7.1245 T20	

EXPLORER

				ENGINE
3.5 EcoBoost	Petrol	265	01/13->	C35PDTD

Engine	Information	S10	T10	T20 - T23	T22 - T25
All engines				7.1245 T20	

				ENGINE
3.5 Ti-VCT [ExtraEU]	Petrol	216	01/11->	C35PDED

Engine	Information	S10	T10	T20 - T23	T22 - T25
All engines				7.1245 T20	

				ENGINE
4.0 V6 4WD	Petrol	115	03/95-12/01	--

Engine	Information	S10	T10	T20 - T23	T22 - T25
All engines	press. 0, 30 bar	7.0011			

				ENGINE
4.0 V6 4WD	Petrol	121	01/93-12/94	--

Engine	Information	S10	T10	T20 - T23	T22 - T25
All engines	press. 0, 30 bar	7.0011			
All engines	+automatic transmission		7.6251		

				ENGINE
4.0 V6 4WD	Petrol	150	10/98-12/01	--

Engine	Information	S10	T10	T20 - T23	T22 - T25
All engines	press. 0, 30 bar	7.0011			

				ENGINE
4.0 V6 4WD	Petrol	152	10/96-12/01	--

Engine	Information	S10	T10	T20 - T23	T22 - T25
All engines	press. 0, 30 bar	7.0011			

MUSTANG

				ENGINE
2.3 EcoBoost	Petrol	213	09/17->	C23HD0D

Engine	Information	S10	T10	T20 - T23	T22 - T25
All engines	COL:green, org. PERFORMANCE PACK(-)	7.0146			
All engines				7.1245 T20	7.1221, 7.1236 T22, T25

				ENGINE
2.3 EcoBoost	Petrol	231	01/15->	C23HD0D

Engine	Information	S10	T10	T20 - T23	T22 - T25
All engines	COL:green, PERFORMANCE PACK(-)	7.0146			
All engines				7.1245 T20	7.1221, 7.1236 T22, T25

				ENGINE
2.3 EcoBoost	Petrol	233	07/15->	C23HD0D

Engine	Information	S10	T10	T20 - T23	T22 - T25
All engines	COL:green, PERFORMANCE PACK(-)	7.0146			
All engines				7.1245 T20	7.1221, 7.1236 T22, T25

				ENGINE
5.0 GT Ti-VCT [ExtraEU]	Petrol	320	12/14->	MF8F

Engine	Information	S10	T10	T20 - T23	T22 - T25
All engines				7.1245 T20	7.1221, 7.1236 T22, T25

S10 OIL PRESSURE WARNING LIGHT SWITCH	T10 REVERSING LIGHT SWITCH	T20 BRAKE LIGHT SWITCH
T22 SWITCH CLUTCH CONTROL (CRUISE CONTROL)	T23 SWITCH BRAKE ACTUATION (ENGINE TIMING)	T25 SWITCH CLUTCH CONTROL (ENGINE CONTROL)

FUNCTIONS ON THE VEHICLE

Vehicle	alim.	kW	Date	Engine	 S10	 T10	 T20 - T23	 T22 - T25
---------	-------	----	------	--------	---	---	--	---

ENGINE							
5.0 V8	Petrol	308	01/15->	MF8F			
Engine	Information			S10	T10	T20 - T23	T22 - T25
All engines						7.1245 T20	7.1221, 7.1236 T22, T25

ENGINE							
5.0 V8	Petrol	310	07/15->	MF8F			
Engine	Information			S10	T10	T20 - T23	T22 - T25
All engines						7.1245 T20	7.1221, 7.1236 T22, T25

PROBE II

ENGINE							
2.5 V6 24V	Petrol	119	10/93-03/98	KL			
Engine	Information			S10	T10	T20 - T23	T22 - T25
All engines	01/11/94 ->			7.0017			

ENGINE							
2.5 V6 24V	Petrol	120	12/94-03/98	KL			
Engine	Information			S10	T10	T20 - T23	T22 - T25
All engines	01/11/94 ->			7.0017			

RANGER

ENGINE							
2.2	Petrol	68	06/07-01/09	JK22			
Engine	Information			S10	T10	T20 - T23	T22 - T25
All engines				7.0017	7.6225	7.1169 T20	

WINDSTAR

ENGINE							
3.0 V6	Petrol	108	01/95-12/00	99U30			
Engine	Information			S10	T10	T20 - T23	T22 - T25
All engines	COL:brown, spanner size 24, switch press. 0.3 bar			7.0011			

ENGINE							
3.0 V6	Petrol	109	03/95-02/99	--, 99U30			
Engine	Information			S10	T10	T20 - T23	T22 - T25
All engines	-> 01/11/98, COL:brown, spanner size 24, switch press. 0.3 bar			7.0011			
Eng. --	01/11/98 ->			7.0156			

S10	OIL PRESSURE WARNING LIGHT SWITCH	T10	REVERSING LIGHT SWITCH	T20	BRAKE LIGHT SWITCH
T22	SWITCH CLUTCH CONTROL (CRUISE CONTROL)	T23	SWITCH BRAKE ACTUATION (ENGINE TIMING)	T25	SWITCH CLUTCH CONTROL (ENGINE CONTROL)

Vehicle	alim.	kW	Date	Engine				
					S10	T10	T20 - T23	T22 - T25

125P

ENGINE
1.3 Petrol 47 10/67-08/92 116 C 076

Engine	Information	S10	T10	T20 - T23	T22 - T25
All engines		7.0060			

ENGINE
1.3 1300 Petrol 47 10/67-08/92 116 C 076

Engine	Information	S10	T10	T20 - T23	T22 - T25
All engines		7.0060			

ENGINE
1.5 Petrol 55 10/67-08/92 115 C 076

Engine	Information	S10	T10	T20 - T23	T22 - T25
All engines		7.0060			

ENGINE
1.5 1500 Petrol 55 10/67-08/92 --, 115 C 076

Engine	Information	S10	T10	T20 - T23	T22 - T25
All engines		7.0060			

126P

ENGINE
0.6 Petrol 17 09/72-07/77 --

Engine	Information	S10	T10	T20 - T23	T22 - T25
All engines		7.0000, 7.0060	7.6065	7.1000 T20	

ENGINE
0.6 Petrol 22 07/77-12/91 126 A1.048

Engine	Information	S10	T10	T20 - T23	T22 - T25
All engines		7.0000, 7.0060	7.6065	7.1000 T20	

ENGINE
650 Petrol 18 07/81-09/00 126 A1.048

Engine	Information	S10	T10	T20 - T23	T22 - T25
All engines		7.0060			

POLONEZ I

ENGINE
1.5 Petrol 55 10/77-08/88 AA

Engine	Information	S10	T10	T20 - T23	T22 - T25
All engines		7.0060		7.1000 T20	

ENGINE
1.5 Petrol 60 01/78-08/88 --, 115 C.074





Engine	Information	S10	T10	T20 - T23	T22 - T25
All engines		7.0060			

POLONEZ II

ENGINE
1.6 Petrol 64 08/88-08/92 --, CB

Engine	Information	S10	T10	T20 - T23	T22 - T25
All engines		7.0060			

S10 OIL PRESSURE WARNING LIGHT SWITCH	T10 REVERSING LIGHT SWITCH	T20 BRAKE LIGHT SWITCH
T22 SWITCH CLUTCH CONTROL (CRUISE CONTROL)	T23 SWITCH BRAKE ACTUATION (ENGINE TIMING)	T25 SWITCH CLUTCH CONTROL (ENGINE CONTROL)

				FUNCTIONS ON THE VEHICLE				
Vehicle	alim.	kW	Date	Engine				
					S10	T10	T20 - T23	T22 - T25

APOLLO

				ENGINE
2.0	Petrol	82	08/89-08/91	3S-FC

Engine	Information	S10	T10	T20 - T23	T22 - T25
All engines		7.0035		7.1169 T20	
All engines	+manual transmission		7.6111		

				ENGINE
2.0 i	Petrol	88	08/89-02/93	3S-FE

Engine	Information	S10	T10	T20 - T23	T22 - T25
All engines		7.0035		7.1169 T20	
All engines	+manual transmission		7.6111		

				ENGINE
2.2 i	Petrol	93	03/93-05/97	5S-FE

Engine	Information	S10	T10	T20 - T23	T22 - T25
All engines		7.0114			
All engines	+manual transmission		7.6111		
All engines	pole nr. 2			7.1089 T20	
All engines	pole nr. 4			7.1090 T20	

				ENGINE
3.0 i	Petrol	136	03/93-05/97	3VZ-FE

Engine	Information	S10	T10	T20 - T23	T22 - T25
All engines		7.0114			
All engines	pole nr. 2			7.1089 T20	
All engines	pole nr. 4			7.1090 T20	

ASTRA

				ENGINE
2.0 GSi	Petrol	100	08/95-09/98	X 20 XEV

Engine	Information	S10	T10	T20 - T23	T22 - T25
All engines		7.0069			
All engines	+manual transmission		7.6073		

ASTRA_LB

				ENGINE
1.5	Petrol	51	08/84-01/86	E15

Engine	Information	S10	T10	T20 - T23	T22 - T25
All engines		7.0015			

ASTRA_LC

				ENGINE
1.6	Petrol	52	02/86-06/87	E16S

Engine	Information	S10	T10	T20 - T23	T22 - T25
All engines		7.0015			

ASTRA_LD

				ENGINE
1.6i	Petrol	55	07/87-07/89	16LE

Engine	Information	S10	T10	T20 - T23	T22 - T25
All engines	+manual transmission		7.6116		
All engines				7.1304 T20	

				ENGINE
1.8i Hatchback	Petrol	79	07/87-07/89	18LE

Engine	Information	S10	T10	T20 - T23	T22 - T25
All engines	+manual transmission		7.6116		
All engines				7.1304 T20	

				ENGINE
1.8i Sedan	Petrol	79	07/87-07/89	18LE

Engine	Information	S10	T10	T20 - T23	T22 - T25
All engines	+manual transmission		7.6116		
All engines				7.1304 T20	

ASTRA_TR

				ENGINE
1.6i Hatchback	Petrol	74	09/96-09/98	C16SE

Engine	Information	S10	T10	T20 - T23	T22 - T25
All engines		7.0069			
All engines	+manual transmission		7.6073		

S10	OIL PRESSURE WARNING LIGHT SWITCH	T10	REVERSING LIGHT SWITCH	T20	BRAKE LIGHT SWITCH
T22	SWITCH CLUTCH CONTROL (CRUISE CONTROL)	T23	SWITCH BRAKE ACTUATION (ENGINE TIMING)	T25	SWITCH CLUTCH CONTROL (ENGINE CONTROL)

FUNCTIONS ON THE VEHICLE

Vehicle	alim.	kW	Date	Engine	 S10	 T10	 T20 - T23	 T22 - T25
---------	-------	----	------	--------	---	---	--	---

				ENGINE
1.6i Sedan	Petrol	74	09/96-09/98	C16SE

Engine	Information	S10	T10	T20 - T23	T22 - T25
All engines		7.0069			
All engines	+manual transmission		7.6073		

				ENGINE
1.8i 16v Hatchback	Petrol	85	09/96-09/98	C18SEL

Engine	Information	S10	T10	T20 - T23	T22 - T25
All engines		7.0069			
All engines	+manual transmission		7.6073		

				ENGINE
1.8i 16v Sedan	Petrol	85	09/96-09/98	C18SEL

Engine	Information	S10	T10	T20 - T23	T22 - T25
All engines		7.0069			
All engines	+manual transmission		7.6073		

				ENGINE
2.0i 16V Hatchback	Petrol	100	09/96-09/98	X20XE

Engine	Information	S10	T10	T20 - T23	T22 - T25
All engines		7.0069			
All engines	+manual transmission		7.6073		

				ENGINE
1.3	Petrol	50	08/86-12/89	G13A

Engine	Information	S10	T10	T20 - T23	T22 - T25
All engines		7.0017		7.1006 T20	7.1006 T22
All engines	+manual transmission		7.6159		

				ENGINE
1.3 GL	Petrol	50	02/89-05/94	G13BA

Engine	Information	S10	T10	T20 - T23	T22 - T25
All engines		7.0017		7.1169 T20	7.1169 T22
All engines	+manual transmission		7.6119		

				ENGINE
1.3 GL	Petrol	52	02/85-08/86	G13A

Engine	Information	S10	T10	T20 - T23	T22 - T25
All engines		7.0017		7.1006 T20	7.1006 T22
All engines	+manual transmission		7.6159		

				ENGINE
1.4 i	Petrol	44	04/94-07/97	C14 NZ

Engine	Information	S10	T10	T20 - T23	T22 - T25
All engines		7.0069	7.6073	7.1083 T20	

				ENGINE
1.6	Petrol	78	05/97-08/00	X16 XE

Engine	Information	S10	T10	T20 - T23	T22 - T25
All engines		7.0069		7.1083 T20	

BARINA SB

				ENGINE
1.2i	Petrol	33	04/94-07/97	C12NZ

Engine	Information	S10	T10	T20 - T23	T22 - T25
All engines		7.0069	7.6073	7.1083 T20	

				ENGINE
1.6i	Petrol	78	12/95-09/98	X16XE


Engine	Information	S10	T10	T20 - T23	T22 - T25
All engines		7.0069		7.1083 T20	

				ENGINE
1.6i	Petrol	80	04/94-11/95	C16XE

Engine	Information	S10	T10	T20 - T23	T22 - T25
All engines		7.0069		7.1083 T20	

S10 OIL PRESSURE WARNING LIGHT SWITCH	T10 REVERSING LIGHT SWITCH	T20 BRAKE LIGHT SWITCH
T22 SWITCH CLUTCH CONTROL (CRUISE CONTROL)	T23 SWITCH BRAKE ACTUATION (ENGINE TIMING)	T25 SWITCH CLUTCH CONTROL (ENGINE CONTROL)

FUNCTIONS ON THE VEHICLE

Vehicle	alim.	kW	Date	Engine	 S10	 T10	 T20 - T23	 T22 - T25
---------	-------	----	------	--------	---	---	--	---

CALAIS

				ENGINE
3.0 Executive	Petrol	114	10/88-09/90	--

Engine	Information	S10	T10	T20 - T23	T22 - T25
All engines		7.0042			
All engines	-cruise control			7.1083 T20	

				ENGINE
5.0	Petrol	122	10/88-09/91	--

Engine	Information	S10	T10	T20 - T23	T22 - T25
All engines		7.0037			
All engines	-cruise control			7.1083 T20	

CALAIS_VL

				ENGINE
2.0i	Petrol	95	01/86-07/88	2.0 PFI

Engine	Information	S10	T10	T20 - T23	T22 - T25
All engines		7.0042			
All engines	-cruise control			7.1083 T20	

				ENGINE
3.0i Turbo	Petrol	154	01/86-07/88	3.0 EFI TURBO

Engine	Information	S10	T10	T20 - T23	T22 - T25
All engines		7.0042			
All engines	-cruise control			7.1083 T20	

CALAIS_VN

				ENGINE
3.8i	Petrol	127	08/88-09/91	3.8 V6 EFI

Engine	Information	S10	T10	T20 - T23	T22 - T25
All engines	-cruise control			7.1083 T20	

				ENGINE
5.0i	Petrol	165	08/88-09/91	5.0 V8 EFI

Engine	Information	S10	T10	T20 - T23	T22 - T25
All engines	-cruise control			7.1083 T20	

CALAIS_VP

				ENGINE
3.8i Sedan	Petrol	128	10/91-07/93	3.8 V6 EFI

Engine	Information	S10	T10	T20 - T23	T22 - T25
All engines	-cruise control			7.1083 T20	

				ENGINE
5.0i Sedan	Petrol	165	10/91-07/93	5.0 V8 EFI

Engine	Information	S10	T10	T20 - T23	T22 - T25
All engines	-cruise control			7.1083 T20	

CALAIS_VR

				ENGINE
3.8i Sedan	Petrol	130	07/93-04/95	3.8 PFI V6

Engine	Information	S10	T10	T20 - T23	T22 - T25
All engines	-cruise control			7.1083 T20	

				ENGINE
5.0i Sedan	Petrol	165	07/93-04/95	5.0 PFI V8

Engine	Information	S10	T10	T20 - T23	T22 - T25
All engines	-cruise control			7.1083 T20	

CALAIS_VS

				ENGINE
3.8i Sedan	Petrol	147	04/95-05/96	3.8 V6 PFI

Engine	Information	S10	T10	T20 - T23	T22 - T25
All engines				7.1083 T20	

				ENGINE
3.8i Turbo Sedan	Petrol	165	04/95-05/96	3.8 Turbo V6 PFI

Engine	Information	S10	T10	T20 - T23	T22 - T25
All engines				7.1083 T20	

				ENGINE
5.0i Sedan	Petrol	165	04/95-05/96	5.0 V8 PFI

Engine	Information	S10	T10	T20 - T23	T22 - T25
All engines				7.1083 T20	

S10 OIL PRESSURE WARNING LIGHT SWITCH	T10 REVERSING LIGHT SWITCH	T20 BRAKE LIGHT SWITCH
T22 SWITCH CLUTCH CONTROL (CRUISE CONTROL)	T23 SWITCH BRAKE ACTUATION (ENGINE TIMING)	T25 SWITCH CLUTCH CONTROL (ENGINE CONTROL)

FUNCTIONS ON THE VEHICLE

Vehicle	alim.	kW	Date	Engine	 S10	 T10	 T20 - T23	 T22 - T25
---------	-------	----	------	--------	---	---	--	---

CALAIS VS-II

3.8i Sedan	Petrol	147	06/96-08/97	ENGINE 3.8 V6 PFI
------------	--------	-----	-------------	----------------------

Engine	Information	S10	T10	T20 - T23	T22 - T25
All engines				7.1083 T20	

3.8i Turbo Sedan	Petrol	165	06/96-08/97	ENGINE 3.8 Turbo V6 PFI
------------------	--------	-----	-------------	----------------------------

Engine	Information	S10	T10	T20 - T23	T22 - T25
All engines				7.1083 T20	

5.0i Sedan	Petrol	165	06/96-08/97	ENGINE 5.0 V8 PFI
------------	--------	-----	-------------	----------------------

Engine	Information	S10	T10	T20 - T23	T22 - T25
All engines				7.1083 T20	

CALIBRA YE

2.0i	Petrol	85	09/91-07/95	ENGINE C20NE
------	--------	----	-------------	-----------------

Engine	Information	S10	T10	T20 - T23	T22 - T25
All engines	->ch. R1999999	7.0069			
All engines	+manual transmission		7.6073		
All engines				7.1098 T20	

2.0i 16V	Petrol	100	08/95-10/97	ENGINE X20XEV
----------	--------	-----	-------------	------------------

Engine	Information	S10	T10	T20 - T23	T22 - T25
All engines	->ch. R1999999	7.0069			
All engines	+manual transmission		7.6073		
All engines				7.1098 T20	

2.0i 16V	Petrol	110	09/91-07/95	ENGINE C20XE
----------	--------	-----	-------------	-----------------

Engine	Information	S10	T10	T20 - T23	T22 - T25
All engines	->ch. R1999999	7.0069			
All engines	+manual transmission		7.6073		
All engines				7.1098 T20	

2.0i 16V Turbo	Petrol	150	06/94-10/97	ENGINE C20LET
----------------	--------	-----	-------------	------------------

Engine	Information	S10	T10	T20 - T23	T22 - T25
All engines	->ch. R1999999	7.0069			
All engines	+manual transmission		7.6073		
All engines				7.1082 T20	

CAMIRA

1.6	Petrol	64	08/82-02/86	ENGINE 16JH
-----	--------	----	-------------	----------------

Engine	Information	S10	T10	T20 - T23	T22 - T25
All engines		7.0023			
All engines	+manual transmission		7.6011		

1.8 MPFi	Petrol	83	11/84-01/86	ENGINE 18JC
----------	--------	----	-------------	----------------

Engine	Information	S10	T10	T20 - T23	T22 - T25
All engines		7.0023			
All engines	+manual transmission		7.6011		

1.8 SPFi	Petrol	63	02/86-03/87	ENGINE 18JC
----------	--------	----	-------------	----------------





Engine	Information	S10	T10	T20 - T23	T22 - T25
All engines		7.0023			
All engines	+manual transmission		7.6011		

2.0 i	Petrol	85	04/87-07/89	ENGINE C20 JE
-------	--------	----	-------------	------------------

Engine	Information	S10	T10	T20 - T23	T22 - T25
All engines	+manual transmission		7.6011		

S10 OIL PRESSURE WARNING LIGHT SWITCH	T10 REVERSING LIGHT SWITCH	T20 BRAKE LIGHT SWITCH
T22 SWITCH CLUTCH CONTROL (CRUISE CONTROL)	T23 SWITCH BRAKE ACTUATION (ENGINE TIMING)	T25 SWITCH CLUTCH CONTROL (ENGINE CONTROL)

FUNCTIONS ON THE VEHICLE

Vehicle	alim.	kW	Date	Engine	 S10	 T10	 T20 - T23	 T22 - T25
---------	-------	----	------	--------	---	---	--	---

CAPRICE_VR

3.8i Sedan	Petrol	130	12/93-04/95	ENGINE	3.8 PFI V6
------------	--------	-----	-------------	--------	------------

Engine	Information	S10	T10	T20 - T23	T22 - T25
All engines	-cruise control			7.1083 T20	

5.0i Sedan	Petrol	165	12/93-04/95	ENGINE	5.0 PFI V8
------------	--------	-----	-------------	--------	------------

Engine	Information	S10	T10	T20 - T23	T22 - T25
All engines	-cruise control			7.1083 T20	

CAPRICE_VS

3.8i Sedan	Petrol	147	03/95-08/96	ENGINE	3.8 V6 PFI
------------	--------	-----	-------------	--------	------------

Engine	Information	S10	T10	T20 - T23	T22 - T25
All engines				7.1083 T20	

3.8i Turbo Sedan	Petrol	165	03/95-08/96	ENGINE	3.8 Turbo V6 PFI
------------------	--------	-----	-------------	--------	------------------

Engine	Information	S10	T10	T20 - T23	T22 - T25
All engines				7.1083 T20	

5.0i Sedan	Petrol	165	03/95-08/96	ENGINE	5.0 V8 PFI
------------	--------	-----	-------------	--------	------------

Engine	Information	S10	T10	T20 - T23	T22 - T25
All engines				7.1083 T20	

CAPRICE_VS-II

3.8i Sedan	Petrol	147	09/96-08/97	ENGINE	3.8 V6 PFI
------------	--------	-----	-------------	--------	------------

Engine	Information	S10	T10	T20 - T23	T22 - T25
All engines				7.1083 T20	

3.8i Turbo Sedan	Petrol	165	09/96-08/97	ENGINE	3.8 Turbo V6 PFI
------------------	--------	-----	-------------	--------	------------------

Engine	Information	S10	T10	T20 - T23	T22 - T25
All engines				7.1083 T20	

5.0i Sedan	Petrol	165	09/96-08/97	ENGINE	5.0 V8 PFI
------------	--------	-----	-------------	--------	------------

Engine	Information	S10	T10	T20 - T23	T22 - T25
All engines				7.1083 T20	

COMBO

1.4 i	Petrol	44	03/96-07/97	ENGINE	C 14 NZ
-------	--------	----	-------------	--------	---------

Engine	Information	S10	T10	T20 - T23	T22 - T25
All engines		7.0069	7.6073	7.1083 T20	

COMBO_SB

1.4i	Petrol	44	04/94-07/97	ENGINE	C14NZ
------	--------	----	-------------	--------	-------

Engine	Information	S10	T10	T20 - T23	T22 - T25
All engines		7.0069	7.6073	7.1083 T20	

COMMODORE

3.0 Efi	Petrol	114	03/86-09/88	ENGINE	RB30E
---------	--------	-----	-------------	--------	-------

Engine	Information	S10	T10	T20 - T23	T22 - T25
All engines		7.0042			
All engines	-cruise control			7.1083 T20	

3.0 Efi Turbo	Petrol	150	01/86-08/88	ENGINE	RB30ET
---------------	--------	-----	-------------	--------	--------

Engine	Information	S10	T10	T20 - T23	T22 - T25
All engines		7.0042			
All engines	-cruise control			7.1083 T20	

3.8 i V6	Petrol	130	08/93-04/95	ENGINE	LN3
----------	--------	-----	-------------	--------	-----

Engine	Information	S10	T10	T20 - T23	T22 - T25
All engines	-cruise control			7.1083 T20	

S10 OIL PRESSURE WARNING LIGHT SWITCH	T10 REVERSING LIGHT SWITCH	T20 BRAKE LIGHT SWITCH
T22 SWITCH CLUTCH CONTROL (CRUISE CONTROL)	T23 SWITCH BRAKE ACTUATION (ENGINE TIMING)	T25 SWITCH CLUTCH CONTROL (ENGINE CONTROL)

FUNCTIONS ON THE VEHICLE

Vehicle	alim.	kW	Date	Engine	 S10	 T10	 T20 - T23	 T22 - T25
---------	-------	----	------	--------	---	---	--	---

ENGINE								
VR 5.0i	Petrol	165	07/93-04/95	5.0 PFI V8				
Engine	Information			S10	T10	T20 - T23	T22 - T25	
All engines	-cruise control					7.1083	T20	

ENGINE								
VR 5.0i Wagon	Petrol	165	07/93-04/95	5.0 PFI V8				
Engine	Information			S10	T10	T20 - T23	T22 - T25	
All engines	-cruise control					7.1083	T20	

ENGINE								
VS 3.8i	Petrol	147	04/95-05/96	3.8 V6 PFI				
Engine	Information			S10	T10	T20 - T23	T22 - T25	
All engines						7.1083	T20	

ENGINE								
VS 3.8i Turbo	Petrol	165	04/95-05/96	3.8 Turbo V6 PFI				
Engine	Information			S10	T10	T20 - T23	T22 - T25	
All engines						7.1083	T20	

ENGINE								
VS 3.8i Turbo Wagon	Petrol	165	04/95-05/96	3.8 Turbo V6 PFI				
Engine	Information			S10	T10	T20 - T23	T22 - T25	
All engines						7.1083	T20	

ENGINE								
VS 3.8i Wagon	Petrol	147	04/95-05/96	3.8 V6 PFI				
Engine	Information			S10	T10	T20 - T23	T22 - T25	
All engines						7.1083	T20	

ENGINE								
VS 5.0i	Petrol	165	04/95-05/96	5.0 V8 PFI				
Engine	Information			S10	T10	T20 - T23	T22 - T25	
All engines						7.1083	T20	

ENGINE								
VS-II 3.8i	Petrol	147	06/96-08/97	3.8 V6 PFI				
Engine	Information			S10	T10	T20 - T23	T22 - T25	
All engines						7.1083	T20	

ENGINE								
VS-II 3.8i Turbo	Petrol	165	06/96-08/97	3.8 Turbo V6 PFI				
Engine	Information			S10	T10	T20 - T23	T22 - T25	
All engines						7.1083	T20	

ENGINE								
VS-II 3.8i Turbo Wagon	Petrol	165	06/96-08/97	3.8 Turbo V6 PFI				
Engine	Information			S10	T10	T20 - T23	T22 - T25	
All engines						7.1083	T20	

ENGINE								
VS-II 3.8i Wagon	Petrol	147	06/96-08/97	3.8 V6 PFI				
Engine	Information			S10	T10	T20 - T23	T22 - T25	
All engines						7.1083	T20	

ENGINE								
VS-II 5.0i	Petrol	165	06/96-08/97	5.0 V8 PFI				
Engine	Information			S10	T10	T20 - T23	T22 - T25	
All engines						7.1083	T20	




COMMODORE_VL

ENGINE								
2.0i	Petrol	95	01/86-07/88	2.0 PFI				
Engine	Information			S10	T10	T20 - T23	T22 - T25	
All engines				7.0042				
All engines	-cruise control					7.1083	T20	

ENGINE								
2.0i Wagon	Petrol	95	01/86-07/88	2.0 PFI				
Engine	Information			S10	T10	T20 - T23	T22 - T25	
All engines				7.0042				
All engines	-cruise control					7.1083	T20	

S10 OIL PRESSURE WARNING LIGHT SWITCH	T10 REVERSING LIGHT SWITCH	T20 BRAKE LIGHT SWITCH
T22 SWITCH CLUTCH CONTROL (CRUISE CONTROL)	T23 SWITCH BRAKE ACTUATION (ENGINE TIMING)	T25 SWITCH CLUTCH CONTROL (ENGINE CONTROL)

FUNCTIONS ON THE VEHICLE

Vehicle	alim.	kW	Date	Engine	 S10	 T10	 T20 - T23	 T22 - T25
---------	-------	----	------	--------	---	---	--	---

5.0i ENGINE

Engine	Information	S10	T10	T20 - T23	T22 - T25
All engines		7.0037			
All engines	-cruise control			7.1083 T20	

5.0i Group A SS ENGINE

Engine	Information	S10	T10	T20 - T23	T22 - T25
All engines	-cruise control			7.1083 T20	

5.0i Wagon ENGINE

Engine	Information	S10	T10	T20 - T23	T22 - T25
All engines		7.0037			
All engines	-cruise control			7.1083 T20	

COMMODORE_VN

3.8i ENGINE

Engine	Information	S10	T10	T20 - T23	T22 - T25
All engines	-cruise control			7.1083 T20	

5.0i ENGINE

Engine	Information	S10	T10	T20 - T23	T22 - T25
All engines	-cruise control			7.1083 T20	

5.0i Group A SS ENGINE

Engine	Information	S10	T10	T20 - T23	T22 - T25
All engines	-cruise control			7.1083 T20	

COMMODORE_VP

3.8i ENGINE

Engine	Information	S10	T10	T20 - T23	T22 - T25
All engines	-cruise control			7.1083 T20	

5.0i ENGINE

Engine	Information	S10	T10	T20 - T23	T22 - T25
All engines	-cruise control			7.1083 T20	

DROVER

QB 1.3 ENGINE

Engine	Information	S10	T10	T20 - T23	T22 - T25
All engines		7.0017	7.6121	7.1006 T20	

FORMULA_VR (8VK19)

3.8i ENGINE

Engine	Information	S10	T10	T20 - T23	T22 - T25
All engines	-cruise control			7.1083 T20	

5.0i ENGINE

Engine	Information	S10	T10	T20 - T23	T22 - T25
All engines	-cruise control			7.1083 T20	

FORMULA_VS (8VL18)

3.8i ENGINE



Engine	Information	S10	T10	T20 - T23	T22 - T25
All engines				7.1083 T20	

FRONTERA_UT (8MB25)

2.0i ENGINE

Engine	Information	S10	T10	T20 - T23	T22 - T25
All engines			7.6078	7.1050 T20	

S10 OIL PRESSURE WARNING LIGHT SWITCH	T10 REVERSING LIGHT SWITCH	T20 BRAKE LIGHT SWITCH
T22 SWITCH CLUTCH CONTROL (CRUISE CONTROL)	T23 SWITCH BRAKE ACTUATION (ENGINE TIMING)	T25 SWITCH CLUTCH CONTROL (ENGINE CONTROL)

Vehicle	alim.	kW	Date	Engine	 S10	 T10	 T20 - T23	 T22 - T25
---------	-------	----	------	--------	---	---	--	---

GEMINI_RB (8RB69)

1.5	Petrol	52	04/85-06/87	ENGINE 4XC1
-----	--------	----	-------------	----------------

Engine	Information	S10	T10	T20 - T23	T22 - T25
All engines		7.0015		7.1304	T20
All engines	+alarm switch		7.6078		

JACKAROO_UBS

2.2 4x4	Petrol	68	03/87-10/88	ENGINE 4ZD1
---------	--------	----	-------------	----------------

Engine	Information	S10	T10	T20 - T23	T22 - T25
All engines	+manual transmission		7.6078		
All engines	+cruise control			7.1044	T20
All engines	-cruise control			7.1304	T20

2.3 TD 4x4	Diesel	55	03/87-10/88	ENGINE C223
------------	--------	----	-------------	----------------

Engine	Information	S10	T10	T20 - T23	T22 - T25
All engines		7.0016			
All engines	+manual transmission		7.6078		
All engines	+cruise control			7.1044	T20
All engines	-cruise control			7.1304	T20

2.6i 4x4	Petrol	84	11/88-12/91	ENGINE 4ZE1
----------	--------	----	-------------	----------------

Engine	Information	S10	T10	T20 - T23	T22 - T25
All engines		7.0061			
All engines	+manual transmission		7.6078		
All engines	+cruise control			7.1044	T20
All engines	-cruise control			7.1304	T20

2.8 TD 4x4	Diesel	74	11/88-12/91	ENGINE 4JB1
------------	--------	----	-------------	----------------

Engine	Information	S10	T10	T20 - T23	T22 - T25
All engines		7.0016			
All engines	+manual transmission		7.6078		
All engines	+cruise control			7.1044	T20
All engines	-cruise control			7.1304	T20

3.1 TD 4x4	Diesel	84	04/92-12/97	ENGINE 4JG2
------------	--------	----	-------------	----------------

Engine	Information	S10	T10	T20 - T23	T22 - T25
All engines		7.0016		7.1304	T20
All engines	+manual transmission		7.6078		

3.2i 24v 4x4	Petrol	130	04/92-12/97	ENGINE --
--------------	--------	-----	-------------	--------------

Engine	Information	S10	T10	T20 - T23	T22 - T25
All engines		7.0015			
All engines	pole nr. 4			7.1044	T20
All engines	pole nr. 2			7.1304	T20

MONTEREY_UBS

3.2i 24v 4x4	Petrol	130	11/93-12/97	ENGINE --
--------------	--------	-----	-------------	--------------

Engine	Information	S10	T10	T20 - T23	T22 - T25
All engines		7.0015		7.1044	T20

NOVA_LF

1.6i Hatchback	Petrol	76	08/91-03/93	ENGINE 4AFE
----------------	--------	----	-------------	----------------

Engine	Information	S10	T10	T20 - T23	T22 - T25
All engines		7.0016		7.1017	T20
All engines	+manual transmission		7.6111		

1.6i Sedan	Petrol	76	08/91-03/93	ENGINE 4AFE
------------	--------	----	-------------	----------------

Engine	Information	S10	T10	T20 - T23	T22 - T25
All engines		7.0016		7.1017	T20
All engines	+manual transmission		7.6111		

S10	OIL PRESSURE WARNING LIGHT SWITCH	T10	REVERSING LIGHT SWITCH	T20	BRAKE LIGHT SWITCH
T22	SWITCH CLUTCH CONTROL (CRUISE CONTROL)	T23	SWITCH BRAKE ACTUATION (ENGINE TIMING)	T25	SWITCH CLUTCH CONTROL (ENGINE CONTROL)

				FUNCTIONS ON THE VEHICLE				
Vehicle	alim.	kW	Date	Engine	 S10	 T10	 T20 - T23	 T22 - T25
1.8i Hatchback								
Petrol	86	08/91-03/93	ENGINE 7AFE					
Engine	Information			S10	T10	T20 - T23	T22 - T25	
All engines				7.0114		7.1017 T20		
All engines	+manual transmission				7.6111			
1.8i Sedan								
Petrol	86	08/91-03/93	ENGINE 7AFE					
Engine	Information			S10	T10	T20 - T23	T22 - T25	
All engines				7.0114		7.1017 T20		
All engines	+manual transmission				7.6111			
NOVA_LG								
1.6i Hatchback								
Petrol	76	09/94-09/96	ENGINE 4AFE					
Engine	Information			S10	T10	T20 - T23	T22 - T25	
All engines				7.0114		7.1089 T20		
All engines	+manual transmission				7.6111			
1.6i Sedan								
Petrol	76	09/94-09/96	ENGINE 4AFE					
Engine	Information			S10	T10	T20 - T23	T22 - T25	
All engines				7.0114		7.1089 T20		
All engines	+manual transmission				7.6111			
1.8i Hatchback								
Petrol	86	09/94-09/96	ENGINE 7AFE					
Engine	Information			S10	T10	T20 - T23	T22 - T25	
All engines				7.0114		7.1089 T20		
All engines	+manual transmission				7.6111			
1.8i Sedan								
Petrol	86	09/94-09/96	ENGINE 7AFE					
Engine	Information			S10	T10	T20 - T23	T22 - T25	
All engines				7.0114		7.1089 T20		
All engines	+manual transmission				7.6111			
PIAZZA_YB								
2.0i Turbo								
Petrol	110	04/86-12/87	ENGINE 2L H.C.					
Engine	Information			S10	T10	T20 - T23	T22 - T25	
All engines				7.0061	7.6078	7.1044 T20		
RODEO_TF								
2.2								
Petrol	69	03/91-08/93	ENGINE 4ZD1					
Engine	Information			S10	T10	T20 - T23	T22 - T25	
All engines				7.0016	7.6078	7.1304 T20	7.1044 T22	
2.5 D								
Diesel	57	08/88-09/92	ENGINE 4JA1					
Engine	Information			S10	T10	T20 - T23	T22 - T25	
All engines				7.0016	7.6078	7.1304 T20	7.1304 T22	
2.5 D 4x4								
Diesel	57	08/88-09/90	ENGINE 4JA1					
Engine	Information			S10	T10	T20 - T23	T22 - T25	
All engines				7.0016	7.6078	7.1304 T20	7.1304 T22	
2.6i								
Petrol	88	08/88-03/96	ENGINE 4ZE1					
Engine	Information			S10	T10	T20 - T23	T22 - T25	
All engines				7.0061	7.6078	7.1304 T20		
2.6i 4x4								
Petrol	88	08/88-03/96	ENGINE 4ZE1					
Engine	Information			S10	T10	T20 - T23	T22 - T25	
All engines				7.0061	7.6078	7.1304 T20		
2.8 TD								
Diesel	74	03/90-03/96	ENGINE 4JB1					
Engine	Information			S10	T10	T20 - T23	T22 - T25	
All engines				7.0016	7.6078	7.1304 T20		

S10 OIL PRESSURE WARNING LIGHT SWITCH	T10 REVERSING LIGHT SWITCH	T20 BRAKE LIGHT SWITCH
T22 SWITCH CLUTCH CONTROL (CRUISE CONTROL)	T23 SWITCH BRAKE ACTUATION (ENGINE TIMING)	T25 SWITCH CLUTCH CONTROL (ENGINE CONTROL)

FUNCTIONS ON THE VEHICLE

Vehicle	alim.	kW	Date	Engine	 S10	 T10	 T20 - T23	 T22 - T25
---------	-------	----	------	--------	---	---	--	---

				ENGINE
2.8 TD 4x4	Diesel	74	03/90-03/96	4JB1

Engine	Information	S10	T10	T20 - T23	T22 - T25
All engines		7.0016	7.6078	7.1304 T20	

SCURRY_NB

				ENGINE
1.0	Petrol	33	10/85-05/86	F10A

Engine	Information	S10	T10	T20 - T23	T22 - T25
All engines		7.0017	7.6121	7.1006 T20	

SHUTTLE_WFR

				ENGINE
2.0	Petrol	69	06/86-06/89	4ZC1

Engine	Information	S10	T10	T20 - T23	T22 - T25
All engines		7.0061			
All engines	-> 30/11/88			7.1304 T20	

STATESMAN_VR

				ENGINE
3.8i	Petrol	130	12/93-04/95	3.8 PFI V6

Engine	Information	S10	T10	T20 - T23	T22 - T25
All engines	-cruise control			7.1083 T20	

				ENGINE
5.0i	Petrol	165	12/93-04/95	5.0 PFI V8

Engine	Information	S10	T10	T20 - T23	T22 - T25
All engines	-cruise control			7.1083 T20	

STATESMAN_VS

				ENGINE
3.8i	Petrol	147	03/95-08/96	3.8 V6 PFI

Engine	Information	S10	T10	T20 - T23	T22 - T25
All engines				7.1083 T20	

				ENGINE
3.8i Turbo	Petrol	165	03/95-08/96	3.8 Turbo V6 PFI

Engine	Information	S10	T10	T20 - T23	T22 - T25
All engines				7.1083 T20	

				ENGINE
5.0i	Petrol	165	03/95-08/96	5.0 V8 PFI

Engine	Information	S10	T10	T20 - T23	T22 - T25
All engines				7.1083 T20	

STATESMAN_VS-II

				ENGINE
3.8i	Petrol	147	09/96-08/97	3.8 V6 PFI

Engine	Information	S10	T10	T20 - T23	T22 - T25
All engines				7.1083 T20	

				ENGINE
3.8i Turbo	Petrol	165	09/96-08/97	3.8 Turbo V6 PFI

Engine	Information	S10	T10	T20 - T23	T22 - T25
All engines				7.1083 T20	

				ENGINE
5.0i	Petrol	165	09/96-08/97	5.0 V8 PFI

Engine	Information	S10	T10	T20 - T23	T22 - T25
All engines				7.1083 T20	

UTILITY_VG (8VK80)





				ENGINE
3.8i	Petrol	127	08/88-09/91	3.8 V6 EFI

Engine	Information	S10	T10	T20 - T23	T22 - T25
All engines	-cruise control			7.1083 T20	

				ENGINE
5.0i	Petrol	165	08/88-09/91	5.0 V8 EFI

Engine	Information	S10	T10	T20 - T23	T22 - T25
All engines	-cruise control			7.1083 T20	

S10 OIL PRESSURE WARNING LIGHT SWITCH	T10 REVERSING LIGHT SWITCH	T20 BRAKE LIGHT SWITCH
T22 SWITCH CLUTCH CONTROL (CRUISE CONTROL)	T23 SWITCH BRAKE ACTUATION (ENGINE TIMING)	T25 SWITCH CLUTCH CONTROL (ENGINE CONTROL)

				FUNCTIONS ON THE VEHICLE				
Vehicle	alim.	kW	Date	Engine				
					S10	T10	T20 - T23	T22 - T25

UTILITY_VP (8VK80)

				ENGINE
3.8i	Petrol	128	10/91-07/93	3.8 V6 EFI

Engine	Information	S10	T10	T20 - T23	T22 - T25
All engines	-cruise control			7.1083 T20	

				ENGINE
5.0i	Petrol	165	10/91-07/93	5.0 V8 EFI

Engine	Information	S10	T10	T20 - T23	T22 - T25
All engines	-cruise control			7.1083 T20	

UTILITY_VR COUPÈ (8VK80)

				ENGINE
3.8i	Petrol	130	07/93-04/95	3.8 PFI V6

Engine	Information	S10	T10	T20 - T23	T22 - T25
All engines	-cruise control			7.1083 T20	

				ENGINE
5.0i	Petrol	165	07/93-04/95	5.0 PFI V8

Engine	Information	S10	T10	T20 - T23	T22 - T25
All engines	-cruise control			7.1083 T20	

UTILITY_VS (8VK80)

				ENGINE
3.8i	Petrol	147	04/95-05/96	3.8 V6 PFI

Engine	Information	S10	T10	T20 - T23	T22 - T25
All engines				7.1083 T20	

				ENGINE
3.8i Turbo	Petrol	165	04/95-05/96	3.8 Turbo V6 PFI

Engine	Information	S10	T10	T20 - T23	T22 - T25
All engines				7.1083 T20	

UTILITY_VS-II (8VK80)

				ENGINE
3.8i	Petrol	147	06/96-08/97	3.8 V6 PFI




Engine	Information	S10	T10	T20 - T23	T22 - T25
All engines				7.1083 T20	

				ENGINE
3.8i Turbo	Petrol	165	06/96-08/97	3.8 Turbo V6 PFI

Engine	Information	S10	T10	T20 - T23	T22 - T25
All engines				7.1083 T20	

S10	OIL PRESSURE WARNING LIGHT SWITCH	T10	REVERSING LIGHT SWITCH	T20	BRAKE LIGHT SWITCH
T22	SWITCH CLUTCH CONTROL (CRUISE CONTROL)	T23	SWITCH BRAKE ACTUATION (ENGINE TIMING)	T25	SWITCH CLUTCH CONTROL (ENGINE CONTROL)

FUNCTIONS ON THE VEHICLE

Vehicle	alim.	kW	Date	Engine	 S10	 T10	 T20 - T23	 T22 - T25
---------	-------	----	------	--------	---	---	--	---

ACCORD III

				ENGINE				
1.6 L	Petrol	65	11/85-12/89	A16A1				
Engine		Information			S10	T10	T20 - T23	T22 - T25
All engines					7.0015	7.6094		
2.0	Petrol	101	01/86-12/86	A20A2				
Engine		Information			S10	T10	T20 - T23	T22 - T25
All engines					7.0015	7.6094		
2.0 12V	Petrol	75	01/86-03/88	A20A1				
Engine		Information			S10	T10	T20 - T23	T22 - T25
All engines					7.0015	7.6094		
2.0 12V	Petrol	85	01/87-12/89	A20A3				
Engine		Information			S10	T10	T20 - T23	T22 - T25
All engines					7.0015	7.6094		
2.0 16V EXS	Petrol	101	01/88-12/89	B20A2				
Engine		Information			S10	T10	T20 - T23	T22 - T25
All engines					7.0015	7.6094		
2.0 EX	Petrol	75	11/85-12/89	A20A1				
Engine		Information			S10	T10	T20 - T23	T22 - T25
All engines					7.0015	7.6094		
2.0 EX	Petrol	76	11/85-12/89	A20A1				
Engine		Information			S10	T10	T20 - T23	T22 - T25
All engines					7.0015	7.6094		
2.0 EX	Petrol	78	11/85-05/89	A20A2				
Engine		Information			S10	T10	T20 - T23	T22 - T25
All engines					7.0015	7.6094		
2.0 EXi	Petrol	85	01/86-12/89	A20A3				
Engine		Information			S10	T10	T20 - T23	T22 - T25
All engines					7.0015	7.6094		
2.0 EXi	Petrol	90	11/85-12/87	A20A4				
Engine		Information			S10	T10	T20 - T23	T22 - T25
All engines					7.0015	7.6094		
2.0 i 16V	Petrol	101	01/87-12/87	B20A2				
Engine		Information			S10	T10	T20 - T23	T22 - T25
All engines					7.0015	7.6094		
2.0 i 16V	Petrol	98	10/87-12/89	B20A8				
Engine		Information			S10	T10	T20 - T23	T22 - T25
All engines					7.0015	7.6094		

ACCORD IV

				ENGINE				
1.8	Petrol	77	01/90-12/91	--				
Engine		Information			S10	T10	T20 - T23	T22 - T25
All engines					7.0015	7.6135	7.1062 T20	
2.0 16V	Petrol	66	01/90-03/93	F20A6				
Engine		Information			S10	T10	T20 - T23	T22 - T25
All engines					7.0015	7.6135		
All engines		pole nr. 4					7.1044 T20	
All engines		pole nr. 2					7.1062 T20	

S10	OIL PRESSURE WARNING LIGHT SWITCH	T10	REVERSING LIGHT SWITCH	T20	BRAKE LIGHT SWITCH
T22	SWITCH CLUTCH CONTROL (CRUISE CONTROL)	T23	SWITCH BRAKE ACTUATION (ENGINE TIMING)	T25	SWITCH CLUTCH CONTROL (ENGINE CONTROL)

FUNCTIONS ON THE VEHICLE

Vehicle	alim.	kW	Date	Engine	 S10	 T10	 T20 - T23	 T22 - T25
---------	-------	----	------	--------	---	---	--	---

				ENGINE
2.0 16V	Petrol	81	01/90-03/93	F20A2, F20A3

Engine	Information	S10	T10	T20 - T23	T22 - T25
All engines		7.0015	7.6135		
All engines	pole nr. 4			7.1044 T20	
All engines	pole nr. 2			7.1062 T20	

				ENGINE
2.0 16V	Petrol	98	01/90-12/93	F20A5

Engine	Information	S10	T10	T20 - T23	T22 - T25
All engines		7.0015	7.6135		
All engines	pole nr. 4			7.1044 T20	
All engines	pole nr. 2			7.1062 T20	

				ENGINE
2.0 i 16V	Petrol	98	01/90-12/93	F20A4, F20A7, F20A8, F20Z3

Engine	Information	S10	T10	T20 - T23	T22 - T25
All engines		7.0015	7.6135		
All engines	pole nr. 4			7.1044 T20	
All engines	pole nr. 2			7.1062 T20	

				ENGINE
2.2	Petrol	103	05/92-12/93	F22A6

Engine	Information	S10	T10	T20 - T23	T22 - T25
All engines		7.0015	7.6135		
All engines	pole nr. 4			7.1044 T20	
All engines	pole nr. 2			7.1062 T20	

				ENGINE
2.2 i 16V	Petrol	108	01/91-12/93	F22A8

Engine	Information	S10	T10	T20 - T23	T22 - T25
All engines		7.0015	7.6135		
All engines	pole nr. 4			7.1044 T20	
All engines	pole nr. 2			7.1062 T20	

				ENGINE
2.2 i 16V	Petrol	110	01/90-12/93	F22A3, F22A7

Engine	Information	S10	T10	T20 - T23	T22 - T25
All engines		7.0015	7.6135		
All engines	pole nr. 4			7.1044 T20	
All engines	pole nr. 2			7.1062 T20	

				ENGINE
2.2 i 16V Automatic	Petrol	108	01/90-03/93	F22A3

Engine	Information	S10	T10	T20 - T23	T22 - T25
All engines		7.0015			
All engines	pole nr. 4			7.1044 T20	
All engines	pole nr. 2			7.1062 T20	

ACCORD IX

				ENGINE
2.4	Petrol	132	07/14->	K24W2

Engine	Information	S10	T10	T20 - T23	T22 - T25
All engines		7.0114			
All engines	COL:black, USHIN		7.6246		
All engines	FOR MODEL:2015, PANASONIC, TOYOTA			7.1178 T20	

ACCORD V

				ENGINE
1.8 16V	Petrol	85	01/94-12/95	F18A3





Engine	Information	S10	T10	T20 - T23	T22 - T25
All engines		7.0015	7.6135	7.1062 T20	

				ENGINE
1.9 i	Petrol	85	02/96-10/98	F18A3

Engine	Information	S10	T10	T20 - T23	T22 - T25
All engines		7.0015	7.6135		
All engines	pole nr. 4			7.1044 T20	
All engines	pole nr. 2			7.1062 T20	

S10 OIL PRESSURE WARNING LIGHT SWITCH	T10 REVERSING LIGHT SWITCH	T20 BRAKE LIGHT SWITCH
T22 SWITCH CLUTCH CONTROL (CRUISE CONTROL)	T23 SWITCH BRAKE ACTUATION (ENGINE TIMING)	T25 SWITCH CLUTCH CONTROL (ENGINE CONTROL)

FUNCTIONS ON THE VEHICLE

Vehicle	alim.	kW	Date	Engine	 S10	 T10	 T20 - T23	 T22 - T25
---------	-------	----	------	--------	---	---	--	---

				ENGINE
2.0	Petrol	100	09/93-12/97	F20B3

Engine	Information	S10	T10	T20 - T23	T22 - T25
All engines		7.0015	7.6135		
All engines	pole nr. 4			7.1044	T20
All engines	pole nr. 2			7.1062	T20

				ENGINE
2.0 i	Petrol	85	03/93-01/96	F20Z2

Engine	Information	S10	T10	T20 - T23	T22 - T25
All engines		7.0015	7.6135	7.1062	T20

				ENGINE
2.0 i LS	Petrol	96	02/96-10/98	F20Z1

Engine	Information	S10	T10	T20 - T23	T22 - T25
All engines		7.0015	7.6135		
All engines	pole nr. 4			7.1044	T20
All engines	pole nr. 2			7.1092	T20

				ENGINE
2.0 i LS 16V	Petrol	100	09/93-02/98	F20B3

Engine	Information	S10	T10	T20 - T23	T22 - T25
All engines		7.0015	7.6135		
All engines	pole nr. 4			7.1044	T20
All engines	pole nr. 2			7.1062	T20

				ENGINE
2.0 i S	Petrol	96	03/93-01/96	F20Z1

Engine	Information	S10	T10	T20 - T23	T22 - T25
All engines		7.0015	7.6135		
All engines	pole nr. 4			7.1044	T20
All engines	pole nr. 2			7.1062	T20

				ENGINE
2.0 TDi	Diesel	77	04/96-10/98	20T2N

Engine	Information	S10	T10	T20 - T23	T22 - T25
All engines		7.0091		7.1044	T20

				ENGINE
2.2	Petrol	103	04/96-12/97	F22Z2

Engine	Information	S10	T10	T20 - T23	T22 - T25
All engines		7.0015	7.6135		
All engines	pole nr. 4			7.1044	T20
All engines	pole nr. 2			7.1092	T20

				ENGINE
2.2	Petrol	107	10/93-12/97	F22B1

Engine	Information	S10	T10	T20 - T23	T22 - T25
All engines		7.0015	7.6135	7.1044	T20

				ENGINE
2.2 16V	Petrol	96	01/96-09/98	F22Z1

Engine	Information	S10	T10	T20 - T23	T22 - T25
All engines		7.0015	7.6135	7.1092	T20

				ENGINE
2.2 i [USA]	Petrol	110	01/94-12/95	--

Engine	Information	S10	T10	T20 - T23	T22 - T25
All engines		7.0015	7.6135		
All engines	pole nr. 4			7.1044	T20
All engines	pole nr. 2			7.1062	T20

				ENGINE
2.2 i 16V	Petrol	110	08/95-12/97	F22B4





Engine	Information	S10	T10	T20 - T23	T22 - T25
All engines		7.0015	7.6135	7.1044	T20

				ENGINE
2.2 i ES	Petrol	110	09/93-02/98	F22B5

Engine	Information	S10	T10	T20 - T23	T22 - T25
All engines		7.0015	7.6135		
All engines	pole nr. 4			7.1044	T20

S10 OIL PRESSURE WARNING LIGHT SWITCH	T10 REVERSING LIGHT SWITCH	T20 BRAKE LIGHT SWITCH
T22 SWITCH CLUTCH CONTROL (CRUISE CONTROL)	T23 SWITCH BRAKE ACTUATION (ENGINE TIMING)	T25 SWITCH CLUTCH CONTROL (ENGINE CONTROL)

FUNCTIONS ON THE VEHICLE

Vehicle	alim.	kW	Date	Engine	 S10	 T10	 T20 - T23	 T22 - T25
ENGINE								
2.2 i ES	Petrol	110	09/93-02/98	F22B5				
Engine	Information				S10	T10	T20 - T23	T22 - T25
All engines	pole nr. 2						7.1062 T20	
ENGINE								
2.2 i VTEC	Petrol	110	02/96-10/98	F22Z2				
Engine	Information				S10	T10	T20 - T23	T22 - T25
All engines					7.0015	7.6135		
All engines	pole nr. 4						7.1044 T20	
All engines	pole nr. 2						7.1092 T20	
ENGINE								
2.3 i SR	Petrol	116	03/93-01/96	H23A3				
Engine	Information				S10	T10	T20 - T23	T22 - T25
All engines					7.0014	7.6135		
All engines	pole nr. 4						7.1044 T20	
All engines	pole nr. 2						7.1062 T20	
ACCORD VI								
ENGINE								
1.6	Petrol	65	10/98-12/02	A16A5				
Engine	Information				S10	T10	T20 - T23	T22 - T25
All engines					7.0015	7.6094		
ENGINE								
1.6	Petrol	85	12/99-12/02	D16B6				
Engine	Information				S10	T10	T20 - T23	T22 - T25
All engines	DENSO, fitting depth 9 mm, spanner size 24 MM, switch press. 0.25/0.35 bar, thread R 1/8x28 BSP				7.0015			
All engines						7.6174		
All engines	spanner size 14, thread M10x1.25						7.1092 T20	
ENGINE								
1.6 16V	Petrol	85	10/01->	D16B7				
Engine	Information				S10	T10	T20 - T23	T22 - T25
All engines					7.0015	7.6174	7.1092 T20	
ENGINE								
1.6 i	Petrol	85	10/98-12/02	D16B6				
Engine	Information				S10	T10	T20 - T23	T22 - T25
All engines	DENSO, fitting depth 9 mm, spanner size 24 MM, switch press. 0.25/0.35 bar, thread R 1/8x28 BSP				7.0015			
All engines						7.6174		
All engines	spanner size 14, thread M10x1.25						7.1092 T20	
ENGINE								
1.6 LS	Petrol	79	10/98-12/02	D16B7				
Engine	Information				S10	T10	T20 - T23	T22 - T25
All engines	DENSO, fitting depth 9 mm, spanner size 24 MM, switch press. 0.25/0.35 bar, thread R 1/8x28 BSP				7.0015			
All engines						7.6174		
All engines	spanner size 14, thread M10x1.25						7.1092 T20	
ENGINE								
1.8 16V Vtec	Petrol	100	04/99->	F18B2, F18B3				
Engine	Information				S10	T10	T20 - T23	T22 - T25
All engines					7.0015	7.6135	7.1092 T20	
ENGINE								
1.8 i	Petrol	100	10/98-12/02	F18B2, F18B4				
Engine	Information				S10	T10	T20 - T23	T22 - T25
All engines	DENSO, fitting depth 9 mm, spanner size 24 MM, switch press. 0.25/0.35 bar, thread R 1/8x28 BSP				7.0015			
All engines	TEC					7.6135		
All engines	01/01/00->, LSVTEC/S VTEC, spanner size 14, thread M10x1.25						7.1092 T20	
ENGINE								
1.8 i 16V Vtec	Petrol	100	11/98-12/99	F18B4				
Engine	Information				S10	T10	T20 - T23	T22 - T25
All engines					7.0015	7.6135	7.1092 T20	

S10 OIL PRESSURE WARNING LIGHT SWITCH	T10 REVERSING LIGHT SWITCH	T20 BRAKE LIGHT SWITCH
T22 SWITCH CLUTCH CONTROL (CRUISE CONTROL)	T23 SWITCH BRAKE ACTUATION (ENGINE TIMING)	T25 SWITCH CLUTCH CONTROL (ENGINE CONTROL)

The present application list is a brief version. For the detailed information about the possibility of installation on a specific vehicle, please refer to our web-catalogue <http://catalogo.facet.eu/>

FUNCTIONS ON THE VEHICLE

Vehicle	alim.	kW	Date	Engine	 S10	 T10	 T20 - T23	 T22 - T25
---------	-------	----	------	--------	---	---	--	---

ENGINE				
2.0	Petrol	107	11/99-10/02	F20B7

Engine	Information	S10	T10	T20 - T23	T22 - T25
All engines	DENSO, fitting depth 9 mm, spanner size 24 MM, switch press. 0.25/0.35 bar, thread R 1/8x28 BSP	7.0015			
All engines	TEC		7.6135		
All engines				7.1119	T20

ENGINE				
2.0	Petrol	108	12/99-12/02	F20B6

Engine	Information	S10	T10	T20 - T23	T22 - T25
All engines	DENSO, fitting depth 9 mm, spanner size 24 MM, switch press. 0.25/0.35 bar, thread R 1/8x28 BSP	7.0015			
All engines	TEC		7.6135		

ENGINE				
2.0 16V Vtec	Petrol	108	04/99->	F20B6

Engine	Information	S10	T10	T20 - T23	T22 - T25
All engines		7.0015	7.6135	7.1092	T20

ENGINE				
2.0 i	Petrol	108	10/98-01/01	F20B6

Engine	Information	S10	T10	T20 - T23	T22 - T25
All engines	DENSO, fitting depth 9 mm, spanner size 24 MM, switch press. 0.25/0.35 bar, thread R 1/8x28 BSP	7.0015			
All engines	TEC		7.6135		

ENGINE				
2.0 i 16V	Petrol	108	02/98-06/03	F20B5, F20B7

Engine	Information	S10	T10	T20 - T23	T22 - T25
All engines	DENSO, fitting depth 9 mm, spanner size 24 MM, switch press. 0.25/0.35 bar, thread R 1/8x28 BSP	7.0015			
All engines	TEC		7.6135		
All engines				7.1119	T20

ENGINE				
2.0 TDi	Diesel	77	12/99-10/00	20T2N

Engine	Information	S10	T10	T20 - T23	T22 - T25
All engines		7.0071			

ENGINE				
2.0 Turbo DI	Diesel	77	02/99-12/02	20T2N

Engine	Information	S10	T10	T20 - T23	T22 - T25
All engines		7.0071			

ENGINE				
2.2 Type-R	Petrol	156	02/99-12/02	H22A7

Engine	Information	S10	T10	T20 - T23	T22 - T25
All engines	DENSO, without cable	7.0014			
All engines	TEC		7.6135		
All engines	spanner size 14, thread M10x1.25			7.1092	T20

ENGINE				
2.3	Petrol	113	11/00-06/03	F23Z5

Engine	Information	S10	T10	T20 - T23	T22 - T25
All engines	DENSO, fitting depth 9 mm, spanner size 24 MM, switch press. 0.25/0.35 bar, thread R 1/8x28 BSP	7.0015			
All engines	TEC		7.6135		
All engines	spanner size 14, thread M10x1.25			7.1092	T20

ENGINE				
2.3 i 16V Vtec	Petrol	113	11/00->	F23Z5

Engine	Information	S10	T10	T20 - T23	T22 - T25
All engines		7.0015	7.6135		
All engines	pole nr. 2			7.1092	T20

ENGINE				
2.3 Vti	Petrol	113	02/98-10/02	F23A3

Engine	Information	S10	T10	T20 - T23	T22 - T25
All engines		7.0015	7.6135	7.1119	T20

ENGINE				
3.0 V6 24V	Petrol	147	02/98-06/03	J30A1

Engine	Information	S10	T10	T20 - T23	T22 - T25
All engines	DENSO, fitting depth 9 mm, spanner size 24 MM, switch press. 0.25/0.35 bar, thread R 1/8x28 BSP	7.0015			

S10 OIL PRESSURE WARNING LIGHT SWITCH	T10 REVERSING LIGHT SWITCH	T20 BRAKE LIGHT SWITCH
T22 SWITCH CLUTCH CONTROL (CRUISE CONTROL)	T23 SWITCH BRAKE ACTUATION (ENGINE TIMING)	T25 SWITCH CLUTCH CONTROL (ENGINE CONTROL)

FUNCTIONS ON THE VEHICLE

Vehicle	alim.	kW	Date	Engine	 S10	 T10	 T20 - T23	 T22 - T25
---------	-------	----	------	--------	---	---	--	---

				ENGINE
3.0 V6 24V	Petrol	147	02/98-06/03	J30A1

Engine	Information	S10	T10	T20 - T23	T22 - T25
All engines				7.1119 T20	

				ENGINE
3.0 Vtec	Petrol	147	03/97-12/03	J30A1

Engine	Information	S10	T10	T20 - T23	T22 - T25
All engines		7.0015			

				ENGINE
3.0 Vtec	Petrol	152	10/01-06/03	J30A2

Engine	Information	S10	T10	T20 - T23	T22 - T25
All engines		7.0015			
All engines	+cruise control			7.1119 T20	

ACCORD VII

				ENGINE
2.0	Petrol	114	02/03-05/08	K20A6, K20Z2

Engine	Information	S10	T10	T20 - T23	T22 - T25
All engines	DENSO, fitting depth 9 mm, spanner size 24 MM, switch press. 0.25/0.35 bar, thread R 1/8x28 BSP	7.0015			
All engines	COL:black, USHIN		7.6246		
All engines	PANASONIC, TOYOTA			7.1178 T20	

				ENGINE
2.0 Trazione integrale	Petrol	114	02/03-05/08	K20A6

Engine	Information	S10	T10	T20 - T23	T22 - T25
All engines		7.0015	7.6246		
All engines	pole nr. 4			7.1261 T20	
All engines	pole nr. 2			7.1281 T20	

				ENGINE
2.2 i-CTDi	Diesel	103	01/04-05/08	N22A1

Engine	Information	S10	T10	T20 - T23	T22 - T25
All engines		7.0114			
All engines	COL:black, USHIN		7.6246		
All engines	PANASONIC			7.1261 T20	

				ENGINE
2.4	Petrol	140	02/03-05/08	K24A, K24A3

Engine	Information	S10	T10	T20 - T23	T22 - T25
All engines	DENSO, fitting depth 9 mm, spanner size 24 MM, switch press. 0.25/0.35 bar, thread R 1/8x28 BSP	7.0015			
All engines	COL:black, USHIN		7.6246		
All engines	PANASONIC, TOYOTA			7.1261 T20	

ACCORD VIII

				ENGINE
2.0 i	Petrol	115	06/08->	R20A3

Engine	Information	S10	T10	T20 - T23	T22 - T25
All engines		7.0114			
All engines	COL:black, USHIN		7.6246		
All engines	-cruise control, PANASONIC, TOYOTA			7.1178 T20	
All engines	+cruise control, PANASONIC, TOYOTA			7.1261 T20	

				ENGINE
2.2 i-DTEC	Diesel	110	07/08->	N22B1





Engine	Information	S10	T10	T20 - T23	T22 - T25
All engines		7.0114			
All engines	COL:black, USHIN		7.6246		
All engines	-cruise control, PANASONIC, TOYOTA			7.1178 T20	
All engines	+cruise control, PANASONIC, TOYOTA			7.1261 T20	

				ENGINE
2.2 i-DTEC	Diesel	132	07/08->	N22B2

Engine	Information	S10	T10	T20 - T23	T22 - T25
All engines		7.0114			
All engines	COL:black, COL:grey, TOKAI RIKAI, USHIN		7.6246		
All engines	PANASONIC, TOYOTA			7.1261 T20	

S10 OIL PRESSURE WARNING LIGHT SWITCH	T10 REVERSING LIGHT SWITCH	T20 BRAKE LIGHT SWITCH
T22 SWITCH CLUTCH CONTROL (CRUISE CONTROL)	T23 SWITCH BRAKE ACTUATION (ENGINE TIMING)	T25 SWITCH CLUTCH CONTROL (ENGINE CONTROL)

FUNCTIONS ON THE VEHICLE

Vehicle	alim.	kW	Date	Engine	 S10	 T10	 T20 - T23	 T22 - T25
ENGINE								
2.4 i	Petrol	148	07/08->	K24Z3				
Engine	Information				S10	T10	T20 - T23	T22 - T25
All engines					7.0114			
All engines	COL:black, USHIN					7.6246		
All engines	-cruise control, PANASONIC, TOYOTA						7.1178	T20
All engines	+cruise control, PANASONIC, RHD, TOYOTA						7.1261	T20
ENGINE								
3.5 i	Petrol	202	07/08->	J35Z2				
Engine	Information				S10	T10	T20 - T23	T22 - T25
All engines							7.1261	T20
ENGINE								
3.5 V6	Petrol	202	09/07-09/12	J35Z2				
Engine	Information				S10	T10	T20 - T23	T22 - T25
All engines							7.1261	T20
BALLADE								
ENGINE								
1.6i	Petrol	118	01/97-02/01	B16A6				
Engine	Information				S10	T10	T20 - T23	T22 - T25
All engines					7.0015	7.6175	7.1089	T20
ENGINE								
1.6i	Petrol	89	01/96-02/01	D16Y9				
Engine	Information				S10	T10	T20 - T23	T22 - T25
All engines					7.0015	7.6174	7.1089	T20
ENGINE								
1.8 i	Petrol	103	01/96-02/01	B18B4				
Engine	Information				S10	T10	T20 - T23	T22 - T25
All engines						7.6175	7.1089	T20
CITY								
ENGINE								
1.2	Petrol	58	05/03-09/05	L12A2				
Engine	Information				S10	T10	T20 - T23	T22 - T25
All engines					7.0114	7.6246	7.1178	T20
ENGINE								
1.3	Petrol	60	10/05-07/08	L13A3				
Engine	Information				S10	T10	T20 - T23	T22 - T25
All engines					7.0114	7.6246	7.1178	T20
ENGINE								
1.4 i-VTEC	Petrol	73	09/08->	L13Z1				
Engine	Information				S10	T10	T20 - T23	T22 - T25
All engines					7.0114			
All engines	COL:black, USHIN					7.6246		
All engines	PANASONIC						7.1178	T20
ENGINE								
1.5 FF	Petrol	70	09/04-09/05	L15A1				
Engine	Information				S10	T10	T20 - T23	T22 - T25
All engines					7.0114	7.6246	7.1178	T20
ENGINE								
1.5 FF	Petrol	79	10/05-07/08	L15A1				
Engine	Information				S10	T10	T20 - T23	T22 - T25
All engines					7.0114	7.6246	7.1178	T20
ENGINE								
1.5 i-DSI	Petrol	66	11/02->	L15A2				
Engine	Information				S10	T10	T20 - T23	T22 - T25
All engines					7.0114	7.6246	7.1178	T20
ENGINE								
1.5 i-VTEC	Petrol	88	02/09->	L15A7				
Engine	Information				S10	T10	T20 - T23	T22 - T25
All engines					7.0114	7.6246		
All engines	+cruise control						7.1261	T20

S10	OIL PRESSURE WARNING LIGHT SWITCH	T10	REVERSING LIGHT SWITCH	T20	BRAKE LIGHT SWITCH
T22	SWITCH CLUTCH CONTROL (CRUISE CONTROL)	T23	SWITCH BRAKE ACTUATION (ENGINE TIMING)	T25	SWITCH CLUTCH CONTROL (ENGINE CONTROL)

FUNCTIONS ON THE VEHICLE

Vehicle	alim.	kW	Date	Engine	 S10	 T10	 T20 - T23	 T22 - T25
---------	-------	----	------	--------	---	---	--	---

CIVIC

1.4	Petrol	55	02/98-12/99	ENGINE D14A7, D14Z3
-----	--------	----	-------------	------------------------

Engine	Information	S10	T10	T20 - T23	T22 - T25
All engines	DENSO, fitting depth 9 mm, spanner size 24 MM, switch press. 0.25/0.35 bar, thread R 1/8x28 BSP	7.0015			
All engines			7.6174		
All engines	spanner size 14, thread M10x1.25			7.1092 T20	

1.4	Petrol	66	02/98-02/01	ENGINE D14A8, D14Z4
-----	--------	----	-------------	------------------------

Engine	Information	S10	T10	T20 - T23	T22 - T25
All engines	DENSO, fitting depth 9 mm, spanner size 24 MM, switch press. 0.25/0.35 bar, thread R 1/8x28 BSP	7.0015			
All engines			7.6174		
All engines	spanner size 14, thread M10x1.25			7.1092 T20	

1.4 BiFuel	Petrol/ Petro- leum Gas (LPG)	66	04/98-02/01	ENGINE D14A8
------------	--	----	-------------	-----------------

Engine	Information	S10	T10	T20 - T23	T22 - T25
All engines	DENSO, fitting depth 9 mm, spanner size 24 MM, switch press. 0.25/0.35 bar, thread R 1/8x28 BSP	7.0015			
All engines			7.6174		
All engines	spanner size 14, thread M10x1.25			7.1092 T20	

1.5 [ExtraEU]	Petrol	82	02/03-09/05	ENGINE D15Y3
---------------	--------	----	-------------	-----------------

Engine	Information	S10	T10	T20 - T23	T22 - T25
All engines	DENSO, fitting depth 9 mm, spanner size 24 MM, switch press. 0.25/0.35 bar, thread R 1/8x28 BSP	7.0015			
All engines	COL:grey, TOKAI RIKAI		7.6246		
All engines	TOYOTA			7.1178 T20	

1.5 Vtec	Petrol	84	02/98-03/00	ENGINE D15Z8
----------	--------	----	-------------	-----------------

Engine	Information	S10	T10	T20 - T23	T22 - T25
All engines	DENSO, fitting depth 9 mm, spanner size 24 MM, switch press. 0.25/0.35 bar, thread R 1/8x28 BSP	7.0015			
All engines			7.6174		
All engines	spanner size 14, thread M10x1.25			7.1092 T20	

1.6	Petrol	85	02/98-03/01	ENGINE D16B2, D16W3
-----	--------	----	-------------	------------------------

Engine	Information	S10	T10	T20 - T23	T22 - T25
All engines	DENSO, fitting depth 9 mm, spanner size 24 MM, switch press. 0.25/0.35 bar, thread R 1/8x28 BSP	7.0015			
All engines	spanner size 14, thread M10x1.25			7.1092 T20	

1.6 [ExtraEU]	Petrol	79	11/95-12/96	ENGINE D16Y2
---------------	--------	----	-------------	-----------------

Engine	Information	S10	T10	T20 - T23	T22 - T25
All engines	spanner size 14, thread M10x1.25			7.1092 T20	

1.8 iVtec [ExtraEU]	Petrol	104	09/11->	ENGINE R18Z1
---------------------	--------	-----	---------	-----------------

Engine	Information	S10	T10	T20 - T23	T22 - T25
All engines		7.0114			
All engines	COL:black, USHIN		7.6246		
All engines	PANASONIC, TOYOTA			7.1261 T20	

1.8 Vtec	Petrol	124	04/98-02/01	ENGINE B18C4
----------	--------	-----	-------------	-----------------





Engine	Information	S10	T10	T20 - T23	T22 - T25
All engines			7.6175		
All engines	spanner size 14, thread M10x1.25			7.1092 T20	

2.0 TDi	Diesel	77	04/98-02/01	ENGINE 20T2N
---------	--------	----	-------------	-----------------

Engine	Information	S10	T10	T20 - T23	T22 - T25
All engines		7.0071		7.1119 T20	

S10	OIL PRESSURE WARNING LIGHT SWITCH	T10	REVERSING LIGHT SWITCH	T20	BRAKE LIGHT SWITCH
T22	SWITCH CLUTCH CONTROL (CRUISE CONTROL)	T23	SWITCH BRAKE ACTUATION (ENGINE TIMING)	T25	SWITCH CLUTCH CONTROL (ENGINE CONTROL)

FUNCTIONS ON THE VEHICLE

Vehicle	alim.	kW	Date	Engine	 S10	 T10	 T20 - T23	 T22 - T25
---------	-------	----	------	--------	---	---	--	---

CIVIC III

				ENGINE
1.5 i Si [USA]	Petrol	0	01/84-12/87	--

Engine	Information	S10	T10	T20 - T23	T22 - T25
All engines		7.0015	7.6094	7.1062 T20	

CIVIC IV

				ENGINE
1.2	Petrol	41	01/88-12/91	D12B1

Engine	Information	S10	T10	T20 - T23	T22 - T25
All engines		7.0015	7.6094	7.1062 T20	

				ENGINE
1.3	Petrol	55	10/87-12/89	D13B1

Engine	Information	S10	T10	T20 - T23	T22 - T25
All engines		7.0015	7.6094	7.1062 T20	

				ENGINE
1.3 16V Cat	Petrol	55	09/89-09/91	D13B2

Engine	Information	S10	T10	T20 - T23	T22 - T25
All engines		7.0015	7.6094	7.1062 T20	

				ENGINE
1.4 L	Petrol	66	10/87-12/89	D14A1

Engine	Information	S10	T10	T20 - T23	T22 - T25
All engines		7.0015	7.6094	7.1062 T20	

				ENGINE
1.5	Petrol	60	01/88-12/89	D15B1

Engine	Information	S10	T10	T20 - T23	T22 - T25
All engines		7.0015	7.6094	7.1062 T20	

				ENGINE
1.5 i 16V	Petrol	66	10/87-09/91	D15B2

Engine	Information	S10	T10	T20 - T23	T22 - T25
All engines		7.0015	7.6094	7.1062 T20	

				ENGINE
1.5 i 16V	Petrol	69	10/87-09/91	D15B2

Engine	Information	S10	T10	T20 - T23	T22 - T25
All engines		7.0015	7.6094	7.1062 T20	

				ENGINE
1.6 16V 4x4	Petrol	79	11/87-09/91	D16A6

Engine	Information	S10	T10	T20 - T23	T22 - T25
All engines		7.0015	7.6094	7.1062 T20	

				ENGINE
1.6 i 16V	Petrol	80	10/87-09/91	D16A6

Engine	Information	S10	T10	T20 - T23	T22 - T25
All engines		7.0015	7.6094	7.1062 T20	

				ENGINE
1.6 i 16V	Petrol	81	10/87-09/91	D16Z2

Engine	Information	S10	T10	T20 - T23	T22 - T25
All engines		7.0015	7.6094	7.1062 T20	

				ENGINE
1.6 i 16V	Petrol	91	01/88-12/91	D16A7

Engine	Information	S10	T10	T20 - T23	T22 - T25
All engines		7.0015	7.6094	7.1062 T20	

				ENGINE
1.6 i 16V	Petrol	96	09/87-09/91	D16A7, D16A9

Engine	Information	S10	T10	T20 - T23	T22 - T25
All engines		7.0015	7.6094	7.1062 T20	

				ENGINE
1.6 i 16V 4x4	Petrol	80	10/89-09/91	D16A6

Engine	Information	S10	T10	T20 - T23	T22 - T25
All engines		7.0015	7.6094	7.1062 T20	

S10 OIL PRESSURE WARNING LIGHT SWITCH	T10 REVERSING LIGHT SWITCH	T20 BRAKE LIGHT SWITCH
T22 SWITCH CLUTCH CONTROL (CRUISE CONTROL)	T23 SWITCH BRAKE ACTUATION (ENGINE TIMING)	T25 SWITCH CLUTCH CONTROL (ENGINE CONTROL)

				FUNCTIONS ON THE VEHICLE				
Vehicle	alim.	kW	Date	Engine	 S10	 T10	 T20 - T23	 T22 - T25
ENGINE								
1.6i 16V 4x4	Petrol	81	01/89-12/91	D16Z2				
Engine					S10	T10	T20 - T23	T22 - T25
All engines					7.0015	7.6094	7.1062 T20	
ENGINE								
1.6i	Petrol	0	01/90-12/91	--				
Engine					S10	T10	T20 - T23	T22 - T25
All engines					7.0015	7.6174	7.1062 T20	
ENGINE								
1.6i 16V	Petrol	118	01/88-12/91	D16A1				
Engine					S10	T10	T20 - T23	T22 - T25
All engines					7.0015		7.1062 T20	
ENGINE								
1.6i 16V	Petrol	91	01/88-12/91	D16A9				
Engine					S10	T10	T20 - T23	T22 - T25
All engines					7.0015	7.6094	7.1062 T20	
ENGINE								
1.6i 16V 4WD	Petrol	118	01/88-12/89	D16A1				
Engine					S10	T10	T20 - T23	T22 - T25
All engines					7.0015	7.6094	7.1062 T20	
ENGINE								
1.6i 16V 4WD	Petrol	81	01/89-12/91	D16Z2				
Engine					S10	T10	T20 - T23	T22 - T25
All engines					7.0015	7.6094	7.1062 T20	
CIVIC IV CRX								
ENGINE								
1.4i 16V	Petrol	66	01/90-12/91	D14A1				
Engine					S10	T10	T20 - T23	T22 - T25
All engines					7.0015	7.6094	7.1062 T20	
ENGINE								
1.6i 16V	Petrol	79	01/90-05/92	D16A7				
Engine					S10	T10	T20 - T23	T22 - T25
All engines					7.0015	7.6094	7.1062 T20	
ENGINE								
1.6i 16V	Petrol	91	01/90-05/92	D16A8				
Engine					S10	T10	T20 - T23	T22 - T25
All engines					7.0015	7.6094	7.1062 T20	
CIVIC IV SHUTTLE								
ENGINE								
1.4i 16V	Petrol	66	01/88-12/92	D14A1				
Engine					S10	T10	T20 - T23	T22 - T25
All engines					7.0015	7.6094	7.1062 T20	
ENGINE								
1.5i 16V	Petrol	69	01/88-11/91	D15B2				
Engine					S10	T10	T20 - T23	T22 - T25
All engines					7.0015	7.6094	7.1062 T20	
ENGINE								
1.6 4x4	Petrol	85	01/88-12/92	D16A, D16A7				
Engine					S10	T10	T20 - T23	T22 - T25
All engines					7.0015	7.6094	7.1062 T20	
ENGINE								
1.6i 16V 4WD	Petrol	80	01/88-12/89	D16A6				
Engine					S10	T10	T20 - T23	T22 - T25
All engines					7.0015	7.6094	7.1062 T20	
ENGINE								
1.6i 16V 4WD	Petrol	81	01/88-02/95	D16A6				
Engine					S10	T10	T20 - T23	T22 - T25
All engines					7.0015	7.6094	7.1062 T20	

S10	OIL PRESSURE WARNING LIGHT SWITCH	T10	REVERSING LIGHT SWITCH	T20	BRAKE LIGHT SWITCH
T22	SWITCH CLUTCH CONTROL (CRUISE CONTROL)	T23	SWITCH BRAKE ACTUATION (ENGINE TIMING)	T25	SWITCH CLUTCH CONTROL (ENGINE CONTROL)

FUNCTIONS ON THE VEHICLE

Vehicle	alim.	kW	Date	Engine	 S10	 T10	 T20 - T23	 T22 - T25
---------	-------	----	------	--------	---	---	--	---

				ENGINE
1.6i	Petrol	0	01/88-12/91	--

Engine	Information	S10	T10	T20 - T23	T22 - T25
All engines		7.0015	7.6094	7.1062	T20

				ENGINE
1.6i 16V 4WD	Petrol	81	01/88-12/92	D16Z2

Engine	Information	S10	T10	T20 - T23	T22 - T25
All engines		7.0015	7.6094	7.1062	T20

				ENGINE
1.4 i-VTEC	Petrol	73	02/12->	L13Z4

Engine	Information	S10	T10	T20 - T23	T22 - T25
All engines		7.0114			
All engines	COL:black, USHIN		7.6246		

				ENGINE
1.6 i-DTEC	Diesel	88	02/13->	N16A1

Engine	Information	S10	T10	T20 - T23	T22 - T25
All engines		7.0114			
All engines	COL:black, COL:grey, TOKAI RIKAI, USHIN		7.6246		

				ENGINE
1.8	Petrol	104	02/12->	R18Z1

Engine	Information	S10	T10	T20 - T23	T22 - T25
All engines		7.0114			
All engines	COL:black, USHIN		7.6246		
All engines	PANASONIC, TOYOTA			7.1261	T20

				ENGINE
1.8 i-VTEC	Petrol	104	02/12->	R18Z4

Engine	Information	S10	T10	T20 - T23	T22 - T25
All engines		7.0114			
All engines	COL:black, USHIN		7.6246		

				ENGINE
2.0 i-VTEC Type R	Petrol	228	08/15->	K20C1

Engine	Information	S10	T10	T20 - T23	T22 - T25
All engines			7.6246		

				ENGINE
2.2 i-DTEC	Diesel	110	02/12->	N22B4

Engine	Information	S10	T10	T20 - T23	T22 - T25
All engines		7.0114			
All engines	COL:black, USHIN		7.6246		

				ENGINE
1.3	Petrol	55	01/92-12/92	D13B2

Engine	Information	S10	T10	T20 - T23	T22 - T25
All engines		7.0015	7.6174	7.1062	T20

				ENGINE
1.3 16V	Petrol	55	10/91-11/95	D13B2

Engine	Information	S10	T10	T20 - T23	T22 - T25
All engines		7.0015	7.6174	7.1062	T20

				ENGINE
1.5	Petrol	61	01/92-12/92	D15B2

Engine	Information	S10	T10	T20 - T23	T22 - T25
All engines		7.0015	7.6094	7.1062	T20

				ENGINE
1.5	Petrol	69	08/93-12/95	D15B7





Engine	Information	S10	T10	T20 - T23	T22 - T25
All engines		7.0015	7.6174	7.1062	T20

				ENGINE
1.5 i 16V	Petrol	66	10/91-11/95	D15B2

Engine	Information	S10	T10	T20 - T23	T22 - T25
All engines		7.0015	7.6174	7.1062	T20

S10 OIL PRESSURE WARNING LIGHT SWITCH	T10 REVERSING LIGHT SWITCH	T20 BRAKE LIGHT SWITCH
T22 SWITCH CLUTCH CONTROL (CRUISE CONTROL)	T23 SWITCH BRAKE ACTUATION (ENGINE TIMING)	T25 SWITCH CLUTCH CONTROL (ENGINE CONTROL)

FUNCTIONS ON THE VEHICLE

Vehicle	alim.	kW	Date	Engine	 S10	 T10	 T20 - T23	 T22 - T25	
ENGINE									
1.5 i 16V	Petrol	69	10/91-11/95	D15B2, D15Z1					
Engine	Information				S10	T10	T20 - T23	T22 - T25	
All engines					7.0015	7.6174	7.1062 T20		
ENGINE									
1.5 i LSi	Petrol	74	08/93-11/95	D15B7					
Engine	Information				S10	T10	T20 - T23	T22 - T25	
All engines					7.0015	7.6174	7.1062 T20		
ENGINE									
1.6 16V Vtec	Petrol	92	10/91-11/95	D16Z6, D16Z7					
Engine	Information				S10	T10	T20 - T23	T22 - T25	
All engines					7.0015	7.6174	7.1062 T20		
ENGINE									
1.6 4x4	Petrol	92	01/92-10/95	D16Z7					
Engine	Information				S10	T10	T20 - T23	T22 - T25	
All engines					7.0015		7.1062 T20		
ENGINE									
1.6 EX	Petrol	88	08/93-10/95	D16A7					
Engine	Information				S10	T10	T20 - T23	T22 - T25	
All engines					7.0015	7.6174	7.1062 T20		
ENGINE									
1.6 i	Petrol	77	01/94-11/95	D16Y7					
Engine	Information				S10	T10	T20 - T23	T22 - T25	
All engines					7.0015	7.6174	7.1089 T20		
ENGINE									
1.6 i Vtec	Petrol	118	01/94-11/95	B16A2					
Engine	Information				S10	T10	T20 - T23	T22 - T25	
All engines					7.0015	7.6175	7.1062 T20		
ENGINE									
1.6 i Vtec	Petrol	92	01/94-03/96	D16Y6, D16Z9					
Engine	Information				S10	T10	T20 - T23	T22 - T25	
All engines					7.0015				
Eng. D16Z9						7.6174	7.1062 T20		
Eng. D16Y6							7.1089 T20		
ENGINE									
1.6 VTi	Petrol	118	10/91-11/95	B16A2					
Engine	Information				S10	T10	T20 - T23	T22 - T25	
All engines					7.0015	7.6175	7.1062 T20		
ENGINE									
1.6 VTi 16V	Petrol	118	10/91-11/95	B16A2					
Engine	Information				S10	T10	T20 - T23	T22 - T25	
All engines					7.0015	7.6175	7.1062 T20		
CIVIC VI									
ENGINE									
1.4	Petrol	55	11/95-10/98	D14A4					
Engine	Information				S10	T10	T20 - T23	T22 - T25	
All engines	DENSO, fitting depth 9 mm, spanner size 24 MM, switch press. 0.25/0.35 bar, thread R 1/8x28 BSP				7.0015				
All engines						7.6174			
All engines	spanner size 14, thread M10x1.25						7.1089 T20		
ENGINE									
1.4 16V	Petrol	55	01/97-02/01	D14A7					
Engine	Information				S10	T10	T20 - T23	T22 - T25	
All engines					7.0015	7.6174	7.1092 T20		
ENGINE									
1.4 i	Petrol	55	09/95-02/01	D14A3, D14A5, D14A7, D14Z1, D14Z3					
Engine	Information				S10	T10	T20 - T23	T22 - T25	
All engines	DENSO, fitting depth 9 mm, spanner size 24 MM, switch press. 0.25/0.35 bar, thread R 1/8x28 BSP				7.0015				
All engines						7.6174			
Eng. D14A5	-> 31/12/95						7.1062 T20		
Eng. D14A3, D14Z1	spanner size 14, thread M10x1.25						7.1089 T20		
S10	OIL PRESSURE WARNING LIGHT SWITCH			T10	REVERSING LIGHT SWITCH			T20	BRAKE LIGHT SWITCH
T22	SWITCH CLUTCH CONTROL (CRUISE CONTROL)			T23	SWITCH BRAKE ACTUATION (ENGINE TIMING)			T25	SWITCH CLUTCH CONTROL (ENGINE CONTROL)

FUNCTIONS ON THE VEHICLE

Vehicle	alim.	kW	Date	Engine	 S10	 T10	 T20 - T23	 T22 - T25
---------	-------	----	------	--------	---	---	--	---

ENGINE				
1.4 i	Petrol	55	09/95-02/01	D14A3, D14A5, D14A7, D14Z1, D14Z3

Engine	Information	S10	T10	T20 - T23	T22 - T25
Eng. D14A5, D14A7	01/01/96 ->, spanner size 14, thread M10x1.25			7.1092 T20	

ENGINE				
1.4 i	Petrol	66	06/95-02/01	D14A2, D14A4, D14A8, D14Z2, D14Z3, D14Z4

Engine	Information	S10	T10	T20 - T23	T22 - T25
All engines	DENSO, fitting depth 9 mm, spanner size 24 MM, switch press. 0.25/0.35 bar, thread R 1/8x28 BSP	7.0015			
All engines			7.6174		
Eng. D14A4, D14Z2	spanner size 14, thread M10x1.25			7.1089 T20	
Eng. D14A2, D14A8, D14Z4	spanner size 14, thread M10x1.25			7.1092 T20	

ENGINE				
1.4 i S	Petrol	66	11/95-02/01	D14A2, D14A4, D14A8, D14Z2, D14Z3, D14Z4

Engine	Information	S10	T10	T20 - T23	T22 - T25
All engines	DENSO, fitting depth 9 mm, spanner size 24 MM, switch press. 0.25/0.35 bar, thread R 1/8x28 BSP	7.0015			
All engines			7.6174		
Eng. D14A4, D14Z2	spanner size 14, thread M10x1.25			7.1089 T20	
Eng. D14A2, D14Z4	spanner size 14, thread M10x1.25			7.1092 T20	

ENGINE				
1.4 LPG	Petrol/ Petroleum Gas (LPG)	66	01/97-02/01	D14A4, D14Z4

Engine	Information	S10	T10	T20 - T23	T22 - T25
All engines	DENSO, fitting depth 9 mm, spanner size 24 MM, switch press. 0.25/0.35 bar, thread R 1/8x28 BSP	7.0015			
All engines			7.6174		
All engines	spanner size 14, thread M10x1.25			7.1092 T20	

ENGINE				
1.4i	Petrol	66	01/99->	D14A6

Engine	Information	S10	T10	T20 - T23	T22 - T25
All engines		7.0015	7.6174	7.1092 T20	

ENGINE				
1.4i 16V	Petrol	55	11/98-03/01	D14Z1, D14Z3

Engine	Information	S10	T10	T20 - T23	T22 - T25
All engines		7.0015	7.6174		
Eng. D14Z1				7.1089 T20	
Eng. D14Z3				7.1092 T20	

ENGINE				
1.4i 16V	Petrol	66	11/98-10/00	D14Z4

Engine	Information	S10	T10	T20 - T23	T22 - T25
All engines		7.0015	7.6174	7.1092 T20	

ENGINE				
1.4i 16V Vtec	Petrol	66	01/99->	D14Z4

Engine	Information	S10	T10	T20 - T23	T22 - T25
All engines		7.0015	7.6174	7.1092 T20	

ENGINE				
1.5	Petrol	66	11/95-12/96	D15Z3

Engine	Information	S10	T10	T20 - T23	T22 - T25
All engines			7.6174		
All engines	01/01/96 ->, spanner size 14, thread M10x1.25			7.1092 T20	

ENGINE				
1.5 16V	Petrol	84	01/97-02/01	D15Z6, D15Z8

Engine	Information	S10	T10	T20 - T23	T22 - T25
All engines	DENSO, fitting depth 9 mm, spanner size 24 MM, switch press. 0.25/0.35 bar, thread R 1/8x28 BSP	7.0015			
All engines			7.6174		
Eng. D15Z6	spanner size 14, thread M10x1.25			7.1089 T20	
Eng. D15Z8	spanner size 14, thread M10x1.25			7.1092 T20	





S10 OIL PRESSURE WARNING LIGHT SWITCH	T10 REVERSING LIGHT SWITCH	T20 BRAKE LIGHT SWITCH
T22 SWITCH CLUTCH CONTROL (CRUISE CONTROL)	T23 SWITCH BRAKE ACTUATION (ENGINE TIMING)	T25 SWITCH CLUTCH CONTROL (ENGINE CONTROL)

FUNCTIONS ON THE VEHICLE

Vehicle	alim.	kW	Date	Engine	 S10	 T10	 T20 - T23	 T22 - T25
ENGINE								
1.5 i	Petrol	84	11/95-02/01	D15Z6, D15Z8				
Engine	Information			S10	T10	T20 - T23	T22 - T25	
All engines	DENSO, fitting depth 9 mm, spanner size 24 MM, switch press. 0.25/0.35 bar, thread R 1/8x28 BSP			7.0015				
All engines					7.6174			
Eng. D15Z6	spanner size 14, thread M10x1.25					7.1089	T20	
Eng. D15Z8	spanner size 14, thread M10x1.25					7.1092	T20	
ENGINE								
1.5 i Vtec-E	Petrol	66	09/94-01/97	D15Z3				
Engine	Information			S10	T10	T20 - T23	T22 - T25	
All engines					7.6174			
All engines	01/01/96 ->, spanner size 14, thread M10x1.25					7.1092	T20	
ENGINE								
1.6	Petrol	79	05/96-04/99	--				
Engine	Information			S10	T10	T20 - T23	T22 - T25	
All engines				7.0015	7.6174	7.1089	T20	
ENGINE								
1.6	Petrol	92	11/98-10/00	D16W4				
Engine	Information			S10	T10	T20 - T23	T22 - T25	
All engines	DENSO, fitting depth 9 mm, spanner size 24 MM, switch press. 0.25/0.35 bar, thread R 1/8x28 BSP			7.0015				
All engines					7.6174			
All engines	spanner size 14, thread M10x1.25					7.1092	T20	
ENGINE								
1.6	Petrol	93	10/95-09/00	D16Y2				
Engine	Information			S10	T10	T20 - T23	T22 - T25	
All engines					7.6174			
All engines	spanner size 14, thread M10x1.25					7.1092	T20	
ENGINE								
1.6 16V	Petrol	85	01/97-02/01	D16B2, D16W3				
Engine	Information			S10	T10	T20 - T23	T22 - T25	
Eng. D16B2				7.0015				
All engines					7.6174			
All engines	spanner size 14, thread M10x1.25					7.1092	T20	
ENGINE								
1.6 16V	Petrol	92	04/98-02/01	D16W4				
Engine	Information			S10	T10	T20 - T23	T22 - T25	
All engines	DENSO, fitting depth 9 mm, spanner size 24 MM, switch press. 0.25/0.35 bar, thread R 1/8x28 BSP			7.0015				
All engines					7.6174			
All engines	spanner size 14, thread M10x1.25					7.1092	T20	
ENGINE								
1.6 i	Petrol	77	03/96-03/00	D16Y7				
Engine	Information			S10	T10	T20 - T23	T22 - T25	
All engines	DENSO, fitting depth 9 mm, spanner size 24 MM, switch press. 0.25/0.35 bar, thread R 1/8x28 BSP			7.0015				
All engines					7.6174			
All engines	spanner size 14, thread M10x1.25					7.1089	T20	
ENGINE								
1.6 i	Petrol	83	09/94-01/97	D16Y3				
Engine	Information			S10	T10	T20 - T23	T22 - T25	
All engines				7.0015	7.6174			
All engines	spanner size 14, thread M10x1.25					7.1092	T20	
ENGINE								
1.6 i	Petrol	84	11/95-02/01	D16Y5				
Engine	Information			S10	T10	T20 - T23	T22 - T25	
All engines	DENSO, fitting depth 9 mm, spanner size 24 MM, switch press. 0.25/0.35 bar, thread R 1/8x28 BSP			7.0015				
All engines	spanner size 14, thread M10x1.25					7.1089	T20	
ENGINE								
1.6 i Vtec	Petrol	118	04/99-12/00	B16A2				
Engine	Information			S10	T10	T20 - T23	T22 - T25	
All engines	DENSO, fitting depth 9 mm, spanner size 24 MM, switch press. 0.25/0.35 bar, thread R 1/8x28 BSP			7.0015				





S10 OIL PRESSURE WARNING LIGHT SWITCH	T10 REVERSING LIGHT SWITCH	T20 BRAKE LIGHT SWITCH
T22 SWITCH CLUTCH CONTROL (CRUISE CONTROL)	T23 SWITCH BRAKE ACTUATION (ENGINE TIMING)	T25 SWITCH CLUTCH CONTROL (ENGINE CONTROL)

FUNCTIONS ON THE VEHICLE

Vehicle	alim.	kW	Date	Engine	 S10	 T10	 T20 - T23	 T22 - T25
ENGINE								
1.6 i Vtec	Petrol	118	04/99-12/00	B16A2				
Engine	Information				S10	T10	T20 - T23	T22 - T25
All engines						7.6175		
All engines	spanner size 14, thread M10x1.25						7.1089 T20	
ENGINE								
1.6 i Vtec	Petrol	92	11/95-02/01	D16Y6, D16Y8				
Engine	Information				S10	T10	T20 - T23	T22 - T25
All engines	DENSO, fitting depth 9 mm, spanner size 24 MM, switch press. 0.25/0.35 bar, thread R 1/8x28 BSP				7.0015			
Eng. D16Y8						7.6174		
All engines	spanner size 14, thread M10x1.25						7.1089 T20	
ENGINE								
1.6 i Vtec	Petrol	93	09/94-01/97	D16Y2				
Engine	Information				S10	T10	T20 - T23	T22 - T25
All engines					7.0015	7.6174		
All engines	-> 31/12/95						7.1062 T20	
All engines	01/01/96 ->						7.1092 T20	
ENGINE								
1.6 VTi	Petrol	118	11/95-02/01	B16A2				
Engine	Information				S10	T10	T20 - T23	T22 - T25
All engines	DENSO, fitting depth 9 mm, spanner size 24 MM, switch press. 0.25/0.35 bar, thread R 1/8x28 BSP				7.0015			
All engines	-> 31/12/98					7.6174		
All engines	01/01/99 ->					7.6175		
All engines	spanner size 14, thread M10x1.25						7.1089 T20	
ENGINE								
1.6i 16V	Petrol	77	01/96->	D16Y7				
Engine	Information				S10	T10	T20 - T23	T22 - T25
All engines					7.0015	7.6174	7.1089 T20	
ENGINE								
1.6i 16V	Petrol	85	11/98-12/00	D16W3				
Engine	Information				S10	T10	T20 - T23	T22 - T25
All engines					7.0015	7.6174	7.1092 T20	
ENGINE								
1.6i 16V Vtec	Petrol	92	01/96-09/99	D16Y8				
Engine	Information				S10	T10	T20 - T23	T22 - T25
All engines					7.0015	7.6174	7.1089 T20	
ENGINE								
1.8 16V	Petrol	124	01/97-02/01	B18C4				
Engine	Information				S10	T10	T20 - T23	T22 - T25
All engines						7.6175		
All engines	spanner size 14, thread M10x1.25						7.1092 T20	
ENGINE								
1.8 i 16V VTi Vtec	Petrol	124	01/97-12/98	D18C4				
Engine	Information				S10	T10	T20 - T23	T22 - T25
All engines					7.0015	7.6175	7.1092 T20	
ENGINE								
2.0 i D	Diesel	74	04/98-02/01	20T2N				
Engine	Information				S10	T10	T20 - T23	T22 - T25
All engines	press. 0, 30 bar				7.0071			
All engines	press. 0, 35 bar				7.0091			
All engines							7.1119 T20	
ENGINE								
2.0 i TD	Diesel	63	01/97-02/01	20T2R				
Engine	Information				S10	T10	T20 - T23	T22 - T25
All engines					7.0071		7.1119 T20	
ENGINE								
2.0 TDI	Diesel	63	05/98-12/00	20T2R				
Engine	Information				S10	T10	T20 - T23	T22 - T25
All engines					7.0091		7.1119 T20	

S10	OIL PRESSURE WARNING LIGHT SWITCH	T10	REVERSING LIGHT SWITCH	T20	BRAKE LIGHT SWITCH
T22	SWITCH CLUTCH CONTROL (CRUISE CONTROL)	T23	SWITCH BRAKE ACTUATION (ENGINE TIMING)	T25	SWITCH CLUTCH CONTROL (ENGINE CONTROL)

FUNCTIONS ON THE VEHICLE

Vehicle	alim.	kW	Date	Engine	 S10	 T10	 T20 - T23	 T22 - T25
ENGINE								
2.0 TDiC	Diesel	74	11/98-10/00	20T2N				
Engine	Information				S10	T10	T20 - T23	T22 - T25
All engines					7.0071		7.1119 T20	
ENGINE								
2.0 TDiC	Diesel	77	11/97-10/00	20T2N				
Engine	Information				S10	T10	T20 - T23	T22 - T25
All engines	press. 0, 30 bar				7.0071			
All engines	press. 0, 35 bar				7.0091			
All engines							7.1119 T20	
CIVIC VII								
ENGINE								
1.3 IMA	Petrol/ Electro	61	10/03-09/05	LDA1				
Engine	Information				S10	T10	T20 - T23	T22 - T25
All engines					7.0114			
All engines	COL:grey, TOKAI RIKA					7.6246		
All engines	TOYOTA						7.1178 T20	
ENGINE								
1.4	Petrol	66	12/00-09/05	D14Z5				
Engine	Information				S10	T10	T20 - T23	T22 - T25
All engines	DENSO, fitting depth 9 mm, spanner size 24 MM, switch press. 0.25/0.35 bar, thread R 1/8x28 BSP				7.0015			
All engines	COL:grey, TOKAI RIKA					7.6246		
All engines	PANASONIC, TOYOTA						7.1178 T20	
ENGINE								
1.4 i	Petrol	55	02/01-09/05	D14Z6				
Engine	Information				S10	T10	T20 - T23	T22 - T25
All engines	DENSO, fitting depth 9 mm, spanner size 24 MM, switch press. 0.25/0.35 bar, thread R 1/8x28 BSP				7.0015			
All engines	COL:grey, TOKAI RIKA					7.6246		
All engines	PANASONIC, TOYOTA						7.1178 T20	
ENGINE								
1.4 iS	Petrol	66	02/01-09/05	D14Z5, D14Z6				
Engine	Information				S10	T10	T20 - T23	T22 - T25
All engines	DENSO, fitting depth 9 mm, spanner size 24 MM, switch press. 0.25/0.35 bar, thread R 1/8x28 BSP				7.0015			
All engines	+manual transmission, COL:black, COL:grey, TOKAI RIKA, USHIN					7.6246		
All engines	PANASONIC, TOYOTA, version Matsushita						7.1178 T20	
Eng. D14Z5	version Toyo						7.1281 T20	
ENGINE								
1.4i 16V	Petrol	66	02/01->	D14Z6				
Engine	Information				S10	T10	T20 - T23	T22 - T25
All engines					7.0015	7.6246	7.1281 T20	
ENGINE								
1.5 i 16V	Petrol	0	01/01->	D15Y2, D15Y3				
Engine	Information				S10	T10	T20 - T23	T22 - T25
All engines					7.0015	7.6246	7.1281 T20	
ENGINE								
1.6	Petrol	81	02/01-09/05	D16V1, D16W7				
Engine	Information				S10	T10	T20 - T23	T22 - T25
All engines	DENSO, fitting depth 9 mm, spanner size 24 MM, switch press. 0.25/0.35 bar, thread R 1/8x28 BSP				7.0015			
All engines	COL:grey, TOKAI RIKA					7.6246		
Eng. D16W7	PANASONIC, TOYOTA						7.1178 T20	
Eng. D16V1							7.1281 T20	
ENGINE								
1.6 i	Petrol	81	02/01-12/05	D16V1, D16W7				
Engine	Information				S10	T10	T20 - T23	T22 - T25
All engines	DENSO, fitting depth 9 mm, spanner size 24 MM, switch press. 0.25/0.35 bar, thread R 1/8x28 BSP				7.0015			
All engines	COL:grey, TOKAI RIKA					7.6246		
All engines	PANASONIC, TOYOTA						7.1178 T20	
Eng. D16V1							7.1281 T20	

S10	OIL PRESSURE WARNING LIGHT SWITCH	T10	REVERSING LIGHT SWITCH	T20	BRAKE LIGHT SWITCH
T22	SWITCH CLUTCH CONTROL (CRUISE CONTROL)	T23	SWITCH BRAKE ACTUATION (ENGINE TIMING)	T25	SWITCH CLUTCH CONTROL (ENGINE CONTROL)

FUNCTIONS ON THE VEHICLE

Vehicle	alim.	kW	Date	Engine				
					S10	T10	T20 - T23	T22 - T25

				ENGINE
1.6i 16V	Petrol	81	04/01->	D16W7

Engine	Information	S10	T10	T20 - T23	T22 - T25
All engines		7.0015	7.6246	7.1281	T20

				ENGINE
1.6i 16V Vtec	Petrol	81	04/01->	D16V3

Engine	Information	S10	T10	T20 - T23	T22 - T25
All engines		7.0015	7.6246	7.1281	T20

				ENGINE
1.7	Petrol	85	02/01-09/05	D17A6

Engine	Information	S10	T10	T20 - T23	T22 - T25
All engines		7.0015	7.6246	7.1178	T20

				ENGINE
1.7	Petrol	92	01/00-08/05	D17A6

Engine	Information	S10	T10	T20 - T23	T22 - T25
All engines		7.0015	7.6246	7.1178	T20

				ENGINE
1.7 CTDi	Diesel	74	01/02-09/05	4EE-2

Engine	Information	S10	T10	T20 - T23	T22 - T25
All engines	DENSO, fitting depth 9 mm, spanner size 24 MM, switch press. 0.25/0.35 bar, thread R 1/8x28 BSP	7.0015			
All engines	PANASONIC			7.1261	T20

				ENGINE
1.7 i	Petrol	88	05/01-12/05	D17A8

Engine	Information	S10	T10	T20 - T23	T22 - T25
All engines	DENSO, fitting depth 9 mm, spanner size 24 MM, switch press. 0.25/0.35 bar, thread R 1/8x28 BSP	7.0015			
All engines	COL:grey, TOKAI RIKAI		7.6246		
All engines	PANASONIC			7.1178	T20

				ENGINE
1.7 i 16V VTi	Petrol	0	11/01->	D17Z4

Engine	Information	S10	T10	T20 - T23	T22 - T25
All engines		7.0015	7.6246	7.1261	T20

				ENGINE
1.7 i 16V VTi	Petrol	92	02/01->	D17A5

Engine	Information	S10	T10	T20 - T23	T22 - T25
All engines		7.0015	7.6246	7.1281	T20

				ENGINE
1.7 i VTEC	Petrol	92	05/01-12/05	D17A5, D17A9

Engine	Information	S10	T10	T20 - T23	T22 - T25
All engines	DENSO, fitting depth 9 mm, spanner size 24 MM, switch press. 0.25/0.35 bar, thread R 1/8x28 BSP	7.0015			
All engines	COL:grey, TOKAI RIKAI		7.6246		
All engines	PANASONIC			7.1178	T20

				ENGINE
2.0	Petrol	118	10/03-09/05	K20A3

Engine	Information	S10	T10	T20 - T23	T22 - T25
All engines		7.0015	7.6246	7.1261	T20

				ENGINE
2.0 i Sport	Petrol	118	09/01-09/05	K20A3



Engine	Information	S10	T10	T20 - T23	T22 - T25
All engines	DENSO, fitting depth 9 mm, spanner size 24 MM, switch press. 0.25/0.35 bar, thread R 1/8x28 BSP	7.0015			
All engines	COL:black, USHIN		7.6246		
All engines	PANASONIC			7.1261	T20

				ENGINE
2.0 Type-R	Petrol	147	09/01-09/05	K20A2

Engine	Information	S10	T10	T20 - T23	T22 - T25
All engines	DENSO, fitting depth 9 mm, spanner size 24 MM, switch press. 0.25/0.35 bar, thread R 1/8x28 BSP	7.0015			
All engines	COL:black, USHIN		7.6246		
All engines	PANASONIC			7.1261	T20

S10	OIL PRESSURE WARNING LIGHT SWITCH	T10	REVERSING LIGHT SWITCH	T20	BRAKE LIGHT SWITCH
T22	SWITCH CLUTCH CONTROL (CRUISE CONTROL)	T23	SWITCH BRAKE ACTUATION (ENGINE TIMING)	T25	SWITCH CLUTCH CONTROL (ENGINE CONTROL)

FUNCTIONS ON THE VEHICLE

Vehicle	alim.	kW	Date	Engine	 S10	 T10	 T20 - T23	 T22 - T25
---------	-------	----	------	--------	---	---	--	---

CIVIC VIII

1.3 Hybrid	Petrol/ Electro	70	01/06->	ENGINE LDA2
------------	--------------------	----	---------	----------------

Engine	Information	S10	T10	T20 - T23	T22 - T25
All engines		7.0114			
All engines	PANASONIC			7.1261 T20	

1.3 Hybrid	Petrol/ Electro	85	01/10-02/12	ENGINE LDA2
------------	--------------------	----	-------------	----------------

Engine	Information	S10	T10	T20 - T23	T22 - T25
All engines	FP Lower	7.0114			
All engines	-cruise control, PANASONIC			7.1178 T20	
All engines	+cruise control, PANASONIC			7.1261 T20	

1.4	Petrol	61	09/05->	ENGINE L13A7
-----	--------	----	---------	-----------------

Engine	Information	S10	T10	T20 - T23	T22 - T25
All engines		7.0114			
All engines	COL:black, USHIN		7.6246		
All engines	PANASONIC, TOYOTA			7.1178 T20	

1.4	Petrol	73	10/08->	ENGINE L13Z1
-----	--------	----	---------	-----------------

Engine	Information	S10	T10	T20 - T23	T22 - T25
All engines		7.0114			
All engines	COL:black, USHIN		7.6246		
All engines	PANASONIC, TOYOTA			7.1178 T20	

1.6	Petrol	84	09/05->	ENGINE R16A1, R16A2
-----	--------	----	---------	------------------------

Engine	Information	S10	T10	T20 - T23	T22 - T25
All engines		7.0114			
All engines	COL:black, USHIN		7.6246		
All engines	-cruise control, PANASONIC, TOYOTA			7.1178 T20	
All engines	+cruise control, PANASONIC			7.1261 T20	

1.6	Petrol	92	09/05->	ENGINE R16A1, R16B1
-----	--------	----	---------	------------------------

Engine	Information	S10	T10	T20 - T23	T22 - T25
All engines		7.0114			
Eng. R16A1	COL:black, USHIN		7.6246		
All engines	-cruise control, PANASONIC, TOYOTA			7.1178 T20	
All engines	+cruise control, PANASONIC, TOYOTA			7.1261 T20	

1.8	Petrol	103	09/05->	ENGINE R18A1, R18A2
-----	--------	-----	---------	------------------------

Engine	Information	S10	T10	T20 - T23	T22 - T25
All engines	FP Lower	7.0114			
All engines	COL:black, USHIN		7.6246		
All engines	-cruise control, PANASONIC, TOYOTA			7.1178 T20	
All engines	+cruise control, PANASONIC			7.1261 T20	

1.8 EXS Flex	Petrol/ Ethanol	103	11/06->	ENGINE R18A1
--------------	--------------------	-----	---------	-----------------





Engine	Information	S10	T10	T20 - T23	T22 - T25
All engines		7.0114			
All engines	COL:black, USHIN		7.6246		
All engines	-cruise control, PANASONIC, TOYOTA			7.1178 T20	
All engines	+cruise control, PANASONIC			7.1261 T20	

2.0	Petrol	110	12/06->	ENGINE K20Z4
-----	--------	-----	---------	-----------------

Engine	Information	S10	T10	T20 - T23	T22 - T25
All engines		7.0114	7.6246	7.1178 T20	
All engines	+cruise control			7.1261 T20	

S10	OIL PRESSURE WARNING LIGHT SWITCH	T10	REVERSING LIGHT SWITCH	T20	BRAKE LIGHT SWITCH
T22	SWITCH CLUTCH CONTROL (CRUISE CONTROL)	T23	SWITCH BRAKE ACTUATION (ENGINE TIMING)	T25	SWITCH CLUTCH CONTROL (ENGINE CONTROL)

FUNCTIONS ON THE VEHICLE

Vehicle	alim.	kW	Date	Engine				
					S10	T10	T20 - T23	T22 - T25

				ENGINE
2.0	Petrol	141	01/08->	K20Z4

Engine	Information	S10	T10	T20 - T23	T22 - T25
All engines		7.0114	7.6246	7.1178 T20	
All engines	+cruise control			7.1261 T20	

				ENGINE
2.0	Petrol	147	01/06->	K20Z3

Engine	Information	S10	T10	T20 - T23	T22 - T25
All engines		7.0114	7.6246	7.1178 T20	
All engines	+cruise control			7.1261 T20	

				ENGINE
2.0	Petrol	148	01/07->	--

Engine	Information	S10	T10	T20 - T23	T22 - T25
All engines		7.0114	7.6246	7.1178 T20	
All engines	+cruise control			7.1261 T20	

				ENGINE
2.0 i-VTEC Type R	Petrol	177	03/10-12/10	K20Z4

Engine	Information	S10	T10	T20 - T23	T22 - T25
All engines	FP Lower	7.0114			
All engines	COL:black, USHIN		7.6246		
All engines	PANASONIC, TOYOTA			7.1178 T20	

				ENGINE
2.2 CTDi	Diesel	103	09/05->	N22A2

Engine	Information	S10	T10	T20 - T23	T22 - T25
All engines		7.0114			
All engines	COL:black, USHIN		7.6246		
All engines	PANASONIC, TOYOTA			7.1178 T20	

				ENGINE
Type R	Petrol	148	09/06->	K20Z4

Engine	Information	S10	T10	T20 - T23	T22 - T25
All engines		7.0114			
All engines	COL:black, USHIN		7.6246		
All engines	PANASONIC, TOYOTA			7.1178 T20	

CIVIC X

				ENGINE
1.5 VTEC	Petrol	134	02/17->	L15B7, L15BA, L15BB

Engine	Information	S10	T10	T20 - T23	T22 - T25
All engines		7.0114			

				ENGINE
1.6 i-DTEC	Diesel	88	01/18->	N16A1

Engine	Information	S10	T10	T20 - T23	T22 - T25
All engines		7.0114			

CONCERTO

				ENGINE
1.4	Petrol	61	10/89-10/92	D14A1

Engine	Information	S10	T10	T20 - T23	T22 - T25
All engines		7.0015	7.6094	7.1092 T20	

				ENGINE
1.4	Petrol	66	08/89-10/91	D14A1

Engine	Information	S10	T10	T20 - T23	T22 - T25
All engines		7.0015	7.6094	7.1092 T20	

				ENGINE
1.5 i	Petrol	0	01/90-12/91	--

Engine	Information	S10	T10	T20 - T23	T22 - T25
All engines		7.0015	7.6094	7.1092 T20	

				ENGINE
1.5 i 16V	Petrol	66	08/89-05/95	D15B2

Engine	Information	S10	T10	T20 - T23	T22 - T25
All engines		7.0015	7.6094	7.1092 T20	

S10	OIL PRESSURE WARNING LIGHT SWITCH	T10	REVERSING LIGHT SWITCH	T20	BRAKE LIGHT SWITCH
T22	SWITCH CLUTCH CONTROL (CRUISE CONTROL)	T23	SWITCH BRAKE ACTUATION (ENGINE TIMING)	T25	SWITCH CLUTCH CONTROL (ENGINE CONTROL)

				FUNCTIONS ON THE VEHICLE				
Vehicle	alim.	kW	Date	Engine	 S10	 T10	 T20 - T23	 T22 - T25
ENGINE								
1.6 16V	Petrol	78	08/89-03/95	D16Z2				
Engine					S10	T10	T20 - T23	T22 - T25
All engines					7.0015	7.6094	7.1092	T20
ENGINE								
1.6 i 16V	Petrol	82	08/89-03/95	D16Z2				
Engine					S10	T10	T20 - T23	T22 - T25
All engines					7.0015	7.6094	7.1092	T20
ENGINE								
1.6 i 16V	Petrol	90	08/89-03/95	D16A8				
Engine					S10	T10	T20 - T23	T22 - T25
All engines					7.0015	7.6094	7.1092	T20
ENGINE								
1.6i	Petrol	88	01/90-12/91	D16A				
Engine					S10	T10	T20 - T23	T22 - T25
All engines					7.0015	7.6094	7.1092	T20
ENGINE								
1.6i DOHC	Petrol	0	01/90-12/91	--				
Engine					S10	T10	T20 - T23	T22 - T25
All engines					7.0015	7.6094	7.1092	T20
ENGINE								
1.6i SOHC	Petrol	0	01/90-12/91	--				
Engine					S10	T10	T20 - T23	T22 - T25
All engines					7.0015	7.6094	7.1092	T20
CROSSTOUR								
ENGINE								
2.4	Petrol	143	09/12->	K24Y2				
Engine					S10	T10	T20 - T23	T22 - T25
All engines					7.0114			
All engines					PANASONIC		7.1261	T20
ENGINE								
3.5 4WD	Petrol	202	01/12->	J35Z2				
Engine					S10	T10	T20 - T23	T22 - T25
All engines					PANASONIC		7.1261	T20
ENGINE								
3.5 4WD	Petrol	207	09/12->	J35Y1				
Engine					S10	T10	T20 - T23	T22 - T25
All engines					PANASONIC		7.1261	T20
CR-V								
ENGINE								
1.6 i-DTEC	Diesel	88	10/13->	N16A2				
Engine					S10	T10	T20 - T23	T22 - T25
All engines					7.0114			
All engines					COL:black, COL:grey, TOKAI RIKAI, USHIN	7.6246		
ENGINE								
1.6 i-DTEC 4WD	Diesel	118	02/15->	N16A4				
Engine					S10	T10	T20 - T23	T22 - T25
All engines					7.0114	7.6326		
ENGINE								
2.0	Petrol	114	10/12->	R20A9				
Engine					S10	T10	T20 - T23	T22 - T25
All engines					7.0114			
All engines					COL:black, USHIN	7.6246		
ENGINE								
2.0 AWD	Petrol	114	10/12->	R20A9				
Engine					S10	T10	T20 - T23	T22 - T25
All engines					7.0114			
All engines					COL:black, USHIN	7.6246		

S10	OIL PRESSURE WARNING LIGHT SWITCH	T10	REVERSING LIGHT SWITCH	T20	BRAKE LIGHT SWITCH
T22	SWITCH CLUTCH CONTROL (CRUISE CONTROL)	T23	SWITCH BRAKE ACTUATION (ENGINE TIMING)	T25	SWITCH CLUTCH CONTROL (ENGINE CONTROL)

FUNCTIONS ON THE VEHICLE

Vehicle	alim.	kW	Date	Engine	 S10	 T10	 T20 - T23	 T22 - T25
---------	-------	----	------	--------	---	---	--	---

				ENGINE
2.2 i-DTEC AWD	Diesel	110	10/12->	N22B4

Engine	Information	S10	T10	T20 - T23	T22 - T25
All engines		7.0114			
All engines	COL:black, USHIN		7.6246		

				ENGINE
2.4 AWD	Petrol	140	01/12->	K24Z9

Engine	Information	S10	T10	T20 - T23	T22 - T25
All engines		7.0114			

				ENGINE
2.0	Petrol	98	04/99-02/02	B20Z1

Engine	Information	S10	T10	T20 - T23	T22 - T25
All engines		7.0015	7.6247		
All engines	RHD			7.1062	T20
All engines	LHD			7.1089	T20

				ENGINE
2.0 16V 4WD	Petrol	108	01/99-02/02	B20Z1, B20Z3

Engine	Information	S10	T10	T20 - T23	T22 - T25
All engines	DENSO, fitting depth 9 mm, spanner size 24 MM, switch press. 0.25/0.35 bar, thread R 1/8x28 BSP	7.0015			
All engines			7.6247		
All engines	spanner size 14, thread M10x1.25			7.1089	T20

				ENGINE
2.0 16V 4WD	Petrol	94	10/95-12/01	B20B, B20B3, B20B9

Engine	Information	S10	T10	T20 - T23	T22 - T25
All engines	DENSO, fitting depth 9 mm, spanner size 24 MM, switch press. 0.25/0.35 bar, thread R 1/8x28 BSP	7.0015			
All engines			7.6247		
All engines	spanner size 14, thread M10x1.25			7.1089	T20

				ENGINE
2.0 i 16V	Petrol	108	02/97-02/02	B20B3, B20Z3

Engine	Information	S10	T10	T20 - T23	T22 - T25
All engines		7.0015	7.6247		
All engines	RHD			7.1062	T20
All engines	LHD			7.1089	T20

				ENGINE
2.0 i 16V	Petrol	94	02/98-04/99	B20B4

Engine	Information	S10	T10	T20 - T23	T22 - T25
All engines		7.0015	7.6247		
All engines	RHD			7.1062	T20
All engines	LHD			7.1089	T20

				ENGINE
2.0 i 16V	Petrol	98	04/99-02/02	B20B9

Engine	Information	S10	T10	T20 - T23	T22 - T25
All engines		7.0015	7.6247		
All engines	RHD			7.1062	T20
All engines	LHD			7.1089	T20

				ENGINE
2.0	Petrol	110	09/01->	K20A4, R20A1





Engine	Information	S10	T10	T20 - T23	T22 - T25
Eng. K20A4	DENSO, fitting depth 9 mm, spanner size 24 MM, switch press. 0.25/0.35 bar, thread R 1/8x28 BSP	7.0015			
Eng. R20A1		7.0114			
All engines	COL:black, USHIN		7.6246		
All engines	PANASONIC, pole nr. 2			7.1178	T20
Eng. R20A1	pole nr. 4			7.1261	T20

				ENGINE
2.0	Petrol	112	03/02-09/06	K20A5

Engine	Information	S10	T10	T20 - T23	T22 - T25
All engines		7.0015	7.6246		
All engines	no specific info conc. application available			7.1178, 7.1281	T20





S10 OIL PRESSURE WARNING LIGHT SWITCH	T10 REVERSING LIGHT SWITCH	T20 BRAKE LIGHT SWITCH
T22 SWITCH CLUTCH CONTROL (CRUISE CONTROL)	T23 SWITCH BRAKE ACTUATION (ENGINE TIMING)	T25 SWITCH CLUTCH CONTROL (ENGINE CONTROL)

FUNCTIONS ON THE VEHICLE

Vehicle	alim.	kW	Date	Engine	 S10	 T10	 T20 - T23	 T22 - T25
ENGINE								
2.2 CTDi	Diesel	103	02/05-09/06	N22A2				
Engine	Information			S10	T10	T20 - T23	T22 - T25	
All engines				7.0114				
All engines	COL:black, USHIN				7.6246			
All engines	PANASONIC					7.1261	T20	
ENGINE								
2.4 Vtec 4WD	Petrol	118	09/01-09/06	K24A1				
Engine	Information			S10	T10	T20 - T23	T22 - T25	
All engines				7.0015	7.6246	7.1178	T20	
CR-V III								
ENGINE								
2.0 i	Petrol	110	01/07->	R20A2				
Engine	Information			S10	T10	T20 - T23	T22 - T25	
All engines	FP Lower			7.0114				
All engines	COL:black, USHIN				7.6246			
All engines	-cruise control, PANASONIC, TOYOTA					7.1178	T20	
All engines	+cruise control, TOYOTA					7.1261	T20	
ENGINE								
2.0 i 4WD	Petrol	110	01/07->	R20A2				
Engine	Information			S10	T10	T20 - T23	T22 - T25	
All engines	FP Lower			7.0114				
All engines	COL:black, USHIN				7.6246			
All engines	-cruise control, PANASONIC, TOYOTA					7.1178	T20	
All engines	+cruise control, TOYOTA					7.1261	T20	
ENGINE								
2.0 iVtec [ExtraEU]	Petrol	110	10/12->	R20A9				
Engine	Information			S10	T10	T20 - T23	T22 - T25	
All engines	FP Lower			7.0114				
All engines	COL:black, USHIN				7.6246			
All engines	-> 01/12/12, PANASONIC					7.1178	T20	
All engines	-> 01/12/12, TOYOTA					7.1261	T20	
ENGINE								
2.2 i-CTDi 4WD	Diesel	103	01/07->	N22A2				
Engine	Information			S10	T10	T20 - T23	T22 - T25	
All engines				7.0114				
All engines	COL:black, USHIN				7.6246			
All engines	-cruise control, PANASONIC, TOYOTA					7.1178	T20	
All engines	+cruise control, PANASONIC, TOYOTA					7.1261	T20	
ENGINE								
2.2 i-DTEC 4WD	Diesel	110	01/07->	N22B3				
Engine	Information			S10	T10	T20 - T23	T22 - T25	
All engines				7.0114				
All engines	COL:black, USHIN				7.6246			
All engines	TOYOTA					7.1261	T20	
ENGINE								
2.4	Petrol	125	04/07->	K24Z1				
Engine	Information			S10	T10	T20 - T23	T22 - T25	
All engines				7.0114				
All engines	COL:black, USHIN				7.6246			
All engines	-cruise control, PANASONIC, TOYOTA					7.1178	T20	
All engines	+cruise control, PANASONIC, TOYOTA					7.1261	T20	
ENGINE								
2.4 4WD	Petrol	124	09/06->	K24Z1				
Engine	Information			S10	T10	T20 - T23	T22 - T25	
All engines	FP Lower			7.0114				
All engines	PANASONIC					7.1178	T20	
ENGINE								
2.4 iVtec [ExtraEU]	Petrol	124	01/07-06/12	K24Z1				
Engine	Information			S10	T10	T20 - T23	T22 - T25	
All engines				7.0114				
All engines	-cruise control, PANASONIC, TOYOTA					7.1178	T20	

S10	OIL PRESSURE WARNING LIGHT SWITCH	T10	REVERSING LIGHT SWITCH	T20	BRAKE LIGHT SWITCH
T22	SWITCH CLUTCH CONTROL (CRUISE CONTROL)	T23	SWITCH BRAKE ACTUATION (ENGINE TIMING)	T25	SWITCH CLUTCH CONTROL (ENGINE CONTROL)

FUNCTIONS ON THE VEHICLE

Vehicle	alim.	kW	Date	Engine	 S10	 T10	 T20 - T23	 T22 - T25
ENGINE								
2.4 iVtec [ExtraEU]	Petrol	124	01/07-06/12	K24Z1				
Engine	Information				S10	T10	T20 - T23	T22 - T25
All engines	+cruise control, PANASONIC, TOYOTA						7.1261 T20	
ENGINE								
2.4 iVtec [ExtraEU]	Petrol	138	01/15->	K24W9				
Engine	Information				S10	T10	T20 - T23	T22 - T25
All engines					7.0114			
ENGINE								
2.4 i-VTEC 4WD	Petrol	118	10/06->	K24Z1				
Engine	Information				S10	T10	T20 - T23	T22 - T25
All engines					7.0114			
All engines	COL:black, USHIN					7.6246		
All engines	-cruise control, PANASONIC, TOYOTA						7.1178 T20	
All engines	+cruise control, PANASONIC, TOYOTA						7.1261 T20	
ENGINE								
2.4 i-VTEC 4WD	Petrol	122	09/09->	K24Z1, K24Z4				
Engine	Information				S10	T10	T20 - T23	T22 - T25
All engines					7.0114			
All engines	COL:black, USHIN					7.6246		
All engines	-cruise control, PANASONIC, TOYOTA						7.1178 T20	
All engines	+cruise control, TOYOTA						7.1261 T20	
ENGINE								
2.4 i-Vtec 4WD	Petrol	125	04/07->	K24Z1				
Engine	Information				S10	T10	T20 - T23	T22 - T25
All engines					7.0114			
All engines	COL:black, USHIN					7.6246		
All engines	-cruise control, PANASONIC, TOYOTA						7.1178 T20	
All engines	+cruise control, PANASONIC, TOYOTA						7.1261 T20	
CRX II								
ENGINE								
1.6 i 16V	Petrol	91	10/87-02/92	D16Z5				
Engine	Information				S10	T10	T20 - T23	T22 - T25
All engines					7.0015	7.6094	7.1062 T20	
ENGINE								
1.6 i 16V	Petrol	96	10/87-12/89	D16A9				
Engine	Information				S10	T10	T20 - T23	T22 - T25
All engines					7.0015	7.6094	7.1062 T20	
ENGINE								
1.6 i 16V Vtec	Petrol	110	10/89-02/92	B16A1				
Engine	Information				S10	T10	T20 - T23	T22 - T25
All engines					7.0015		7.1062 T20	
CRX III								
ENGINE								
1.6 Esi	Petrol	92	03/92-12/98	D16Y8, D16Z6				
Engine	Information				S10	T10	T20 - T23	T22 - T25
All engines					7.0015	7.6174	7.1062 T20	
ENGINE								
1.6 i VTi	Petrol	118	03/92-12/98	B16A2				
Engine	Information				S10	T10	T20 - T23	T22 - T25
All engines					7.0015	7.6175	7.1062 T20	
CR-Z								
ENGINE								
1.5 Hybrid	Petrol/ Electro	84	06/10->	LEA1				
Engine	Information				S10	T10	T20 - T23	T22 - T25
All engines					7.0114			
All engines	COL:grey, TOKAI RIKAI					7.6246		
All engines	MATSUSHITA						7.1178 T20	

S10	OIL PRESSURE WARNING LIGHT SWITCH	T10	REVERSING LIGHT SWITCH	T20	BRAKE LIGHT SWITCH
T22	SWITCH CLUTCH CONTROL (CRUISE CONTROL)	T23	SWITCH BRAKE ACTUATION (ENGINE TIMING)	T25	SWITCH CLUTCH CONTROL (ENGINE CONTROL)

FUNCTIONS ON THE VEHICLE

Vehicle	alim.	kW	Date	Engine	 S10	 T10	 T20 - T23	 T22 - T25
---------	-------	----	------	--------	---	---	--	---

				ENGINE
1.5 Hybrid	Petrol/ Electro	89	11/12->	LEA3

Engine	Information	S10	T10	T20 - T23	T22 - T25
All engines		7.0114			
All engines	COL:grey, TOKAI RIKA		7.6246		
All engines	-> 01/12/12, -cruise control, MATSUSHITA			7.1178	T20
All engines	+cruise control, -> 01/12/12, MATSUSHITA			7.1261	T20

				ENGINE
1.7	Petrol	92	08/04->	D17A2

Engine	Information	S10	T10	T20 - T23	T22 - T25
All engines	DENSO, fitting depth 9 mm, spanner size 24 MM, switch press. 0.25/0.35 bar, thread R 1/8x28 BSP	7.0015			
All engines			7.6247		
All engines	TOYOTA			7.1178	T20

				ENGINE
1.8	Petrol	103	01/07->	R18A1

Engine	Information	S10	T10	T20 - T23	T22 - T25
All engines		7.0114			
All engines	COL:black, USHIN		7.6246		
All engines	PANASONIC			7.1261	T20

				ENGINE
2.0	Petrol	110	02/05->	K20A9

Engine	Information	S10	T10	T20 - T23	T22 - T25
All engines	DENSO, fitting depth 9 mm, spanner size 24 MM, switch press. 0.25/0.35 bar, thread R 1/8x28 BSP	7.0015			
All engines	COL:grey, TOKAI RIKA		7.6246		
All engines	PANASONIC			7.1261	T20

				ENGINE
2.2 i CTDi	Diesel	103	07/05->	N22A1

Engine	Information	S10	T10	T20 - T23	T22 - T25
All engines		7.0114			
All engines	COL:grey, TOKAI RIKA		7.6246		
All engines	PANASONIC			7.1261	T20

				ENGINE
1.6 16V	Petrol	77	03/99->	D16W1

Engine	Information	S10	T10	T20 - T23	T22 - T25
All engines	DENSO, fitting depth 9 mm, spanner size 24 MM, switch press. 0.25/0.35 bar, thread R 1/8x28 BSP	7.0015			
All engines			7.6247		

				ENGINE
1.6 16V 4WD	Petrol	77	03/99->	D16W1

Engine	Information	S10	T10	T20 - T23	T22 - T25
All engines	DENSO, fitting depth 9 mm, spanner size 24 MM, switch press. 0.25/0.35 bar, thread R 1/8x28 BSP	7.0015			
All engines			7.6247		

				ENGINE
1.6 16V 4WD	Petrol	91	10/99->	D16W5

Engine	Information	S10	T10	T20 - T23	T22 - T25
All engines			7.6247		

				ENGINE
1.6i 16V	Petrol	77	04/99->	D16W2


Engine	Information	S10	T10	T20 - T23	T22 - T25
All engines		7.0015	7.6247		

				ENGINE
1.0 Hybrid	Petrol/ Electro	56	04/00-12/06	ECA1

Engine	Information	S10	T10	T20 - T23	T22 - T25
All engines		7.0114			
All engines	COL:grey, TOKAI RIKA		7.6246		

S10	OIL PRESSURE WARNING LIGHT SWITCH	T10	REVERSING LIGHT SWITCH	T20	BRAKE LIGHT SWITCH
T22	SWITCH CLUTCH CONTROL (CRUISE CONTROL)	T23	SWITCH BRAKE ACTUATION (ENGINE TIMING)	T25	SWITCH CLUTCH CONTROL (ENGINE CONTROL)

FUNCTIONS ON THE VEHICLE

Vehicle	alim.	kW	Date	Engine	 S10	 T10	 T20 - T23	 T22 - T25
---------	-------	----	------	--------	---	---	--	---

ENGINE				
1.0 Vtec	Petrol	50	04/00-10/04	ECA1

Engine	Information	S10	T10	T20 - T23	T22 - T25
All engines		7.0114		7.1062 T20	
All engines	Qty 2		7.6246		

ENGINE				
1.3 Hybrid	Petrol/ Electro	65	04/09->	LDA3

Engine	Information	S10	T10	T20 - T23	T22 - T25
All engines		7.0114		7.1178 T20	

ENGINE				
1.3 Hybrid	Petrol/ Electro	73	04/09->	LDA3

Engine	Information	S10	T10	T20 - T23	T22 - T25
All engines	FP Lower	7.0114			
All engines	MATSUSHITA			7.1178 T20	

INTEGRA

ENGINE				
1.8 i	Petrol	106	01/98->	B18B1, B18C3

Engine	Information	S10	T10	T20 - T23	T22 - T25
All engines		7.0015	7.6175	7.1062 T20	

ENGINE				
1.8 Type-R	Petrol	140	11/97-10/01	B18C6

Engine	Information	S10	T10	T20 - T23	T22 - T25
All engines	DENSO, fitting depth 9 mm, spanner size 24 MM, switch press. 0.25/0.35 bar, thread R 1/8x28 BSP	7.0015			
All engines			7.6175		

JAZZ

ENGINE				
1.3 Hybrid	Diesel/ Electro	65	04/11-12/15	LDA3

Engine	Information	S10	T10	T20 - T23	T22 - T25
All engines	FP Lower	7.0114			
All engines	MATSUSHITA			7.1261 T20	

ENGINE				
1.5 iVtec [ExtraEU]	Petrol	96	09/14->	L15B3

Engine	Information	S10	T10	T20 - T23	T22 - T25
All engines	COL:black, USHIN		7.6246		

JAZZ I

ENGINE				
1.2 i-DSI	Petrol	57	03/02-07/08	L12A1, L12A3, L12A4

Engine	Information	S10	T10	T20 - T23	T22 - T25
All engines		7.0114			
All engines	COL:black, USHIN		7.6246		
All engines	TOYOTA			7.1178 T20	
All engines	PANASONIC			7.1261 T20	

ENGINE				
1.3	Petrol	61	03/02-07/08	L13A1, L13A6

Engine	Information	S10	T10	T20 - T23	T22 - T25
All engines		7.0114			
All engines	COL:black, USHIN		7.6246		
All engines	TOYOTA			7.1178 T20	
All engines	PANASONIC			7.1261 T20	

ENGINE				
1.4	Petrol	65	04/05-07/08	L13A5

Engine	Information	S10	T10	T20 - T23	T22 - T25
All engines		7.0114	7.6246		
All engines	pole nr. 4			7.1261 T20	
All engines	pole nr. 2			7.1281 T20	

ENGINE				
1.4 iDSI	Petrol	61	12/06-10/08	L13A1, L13A6

Engine	Information	S10	T10	T20 - T23	T22 - T25
All engines		7.0114			
All engines	COL:black, USHIN		7.6246		

S10 OIL PRESSURE WARNING LIGHT SWITCH	T10 REVERSING LIGHT SWITCH	T20 BRAKE LIGHT SWITCH
T22 SWITCH CLUTCH CONTROL (CRUISE CONTROL)	T23 SWITCH BRAKE ACTUATION (ENGINE TIMING)	T25 SWITCH CLUTCH CONTROL (ENGINE CONTROL)

FUNCTIONS ON THE VEHICLE

Vehicle	alim.	kW	Date	Engine	 S10	 T10	 T20 - T23	 T22 - T25
---------	-------	----	------	--------	---	---	--	---

1.4 iDSI Petrol **61** 12/06-10/08 **ENGINE L13A1, L13A6**

Engine	Information	S10	T10	T20 - T23	T22 - T25
All engines	TOYOTA			7.1178 T20	
All engines	PANASONIC			7.1261 T20	

1.5 Petrol **81** 04/02-07/08 **ENGINE L15A**

Engine	Information	S10	T10	T20 - T23	T22 - T25
All engines		7.0114	7.6246	7.1178 T20	

1.5 FF Petrol **79** 03/02-09/07 **ENGINE L15A1**

Engine	Information	S10	T10	T20 - T23	T22 - T25
All engines		7.0114	7.6246	7.1178 T20	

45 1.2 Petrol **33** 02/84-10/86 **ENGINE ER2**

Engine	Information	S10	T10	T20 - T23	T22 - T25
All engines		7.0014			

JAZZ III

1.2 Petrol **66** 07/08-> **ENGINE L12B1, L12B2**

Engine	Information	S10	T10	T20 - T23	T22 - T25
All engines		7.0114			
All engines	COL:black, COL:grey, TOKAI RIKAI, USHIN		7.6246		
All engines	MATSUSHITA			7.1178 T20	

1.3 Petrol **75** 09/15-> **ENGINE L13B2**

Engine	Information	S10	T10	T20 - T23	T22 - T25
All engines	COL:black, USHIN		7.6246		

1.3 i Petrol **73** 07/08-> **ENGINE L13Z1, L13Z2**

Engine	Information	S10	T10	T20 - T23	T22 - T25
All engines		7.0114			
All engines	COL:black, USHIN		7.6246		
All engines	TOYOTA			7.1178 T20	

1.4 Petrol **74** 11/08-> **ENGINE L13Z1**

Engine	Information	S10	T10	T20 - T23	T22 - T25
All engines		7.0114			
All engines	COL:black, COL:grey, CVT, MADE BY:(GB), MADE BY:(J), man 5 speed, TOKAI RIKAI, USHIN		7.6246		
All engines	MATSUSHITA, version 1			7.1178 T20	
All engines	MATSUSHITA, version 2			7.1261 T20	

1.5 i-VTEC Petrol **88** 07/08-> **ENGINE L15A7**

Engine	Information	S10	T10	T20 - T23	T22 - T25
All engines		7.0114	7.6246		
All engines	+cruise control			7.1261 T20	

LEGEND I

2.7 i 24V Petrol **124** 10/87-12/90 **ENGINE C27A1**

Engine	Information	S10	T10	T20 - T23	T22 - T25
All engines		7.0014		7.1044 T20	

LEGEND II

3.2 i 24V Petrol **151** 01/91-02/96 **ENGINE C32A2**

Engine	Information	S10	T10	T20 - T23	T22 - T25
All engines		7.0015		7.1044 T20	

LEGEND III

3.5 i 24V Petrol **147** 04/98-12/04 **ENGINE C35A5**

Engine	Information	S10	T10	T20 - T23	T22 - T25
All engines		7.0015			

S10 OIL PRESSURE WARNING LIGHT SWITCH	T10 REVERSING LIGHT SWITCH	T20 BRAKE LIGHT SWITCH
T22 SWITCH CLUTCH CONTROL (CRUISE CONTROL)	T23 SWITCH BRAKE ACTUATION (ENGINE TIMING)	T25 SWITCH CLUTCH CONTROL (ENGINE CONTROL)

FUNCTIONS ON THE VEHICLE

Vehicle	alim.	kW	Date	Engine	 S10	 T10	 T20 - T23	 T22 - T25
---------	-------	----	------	--------	---	---	--	---

				ENGINE
3.5 i 24V	Petrol	151	02/96-10/97	C35A2

Engine	Information	S10	T10	T20 - T23	T22 - T25
All engines	DENSO, fitting depth 9 mm, spanner size 24 MM, switch press. 0.25/0.35 bar, thread R 1/8x28 BSP	7.0015			

				ENGINE
3.5 i 24V	Petrol	153	11/97-09/04	C35A2, C35A5

Engine	Information	S10	T10	T20 - T23	T22 - T25
All engines	DENSO, fitting depth 9 mm, spanner size 24 MM, switch press. 0.25/0.35 bar, thread R 1/8x28 BSP	7.0015			

LEGEND IV

				ENGINE
3.5 i	Petrol	217	10/04->	J35A8

Engine	Information	S10	T10	T20 - T23	T22 - T25
All engines		7.0015		7.1261 T20	

				ENGINE
3.5 V6 4WD	Petrol	217	05/06-12/12	J35A8

Engine	Information	S10	T10	T20 - T23	T22 - T25
All engines	DENSO, fitting depth 9 mm, spanner size 24 MM, switch press. 0.25/0.35 bar, thread R 1/8x28 BSP	7.0015			
All engines	MATSUSHITA			7.1261 T20	

				ENGINE
3.5 VTEC V6	Petrol	221	10/04-06/09	C35A8

Engine	Information	S10	T10	T20 - T23	T22 - T25
All engines		7.0015		7.1261 T20	

				ENGINE
3.7 Vtec [ExtraEU]	Petrol	226	08/08-12/12	J37A3

Engine	Information	S10	T10	T20 - T23	T22 - T25
All engines	-> 01/12/08, DENSO, fitting depth 9 mm, spanner size 24 MM, switch press. 0.25/0.35 bar, thread R 1/8x28 BSP	7.0015			
All engines	MATSUSHITA			7.1261 T20	

				ENGINE
3.7 VTEC V6 4WD	Petrol	217	07/08-12/12	J37A3

Engine	Information	S10	T10	T20 - T23	T22 - T25
All engines	-> 01/12/08, DENSO, fitting depth 9 mm, spanner size 24 MM, switch press. 0.25/0.35 bar, thread R 1/8x28 BSP	7.0015			
All engines	MATSUSHITA			7.1261 T20	

LOGO

				ENGINE
1.3	Petrol	48	03/99-03/02	D13B7

Engine	Information	S10	T10	T20 - T23	T22 - T25
All engines	DENSO, fitting depth 9 mm, spanner size 24 MM, switch press. 0.25/0.35 bar, thread R 1/8x28 BSP	7.0015			
All engines			7.6094		

MR-V

				ENGINE
3.5	Petrol	179	01/03->	J35A4, J35A6, J35A9

Engine	Information	S10	T10	T20 - T23	T22 - T25
All engines		7.0015			
Eng. J35A4	see connection type			7.1119 T20	
All engines	see connection type			7.1261 T20	

NSX

				ENGINE
3.0 24V Vtec	Petrol	201	06/90-09/05	C30A3

Engine	Information	S10	T10	T20 - T23	T22 - T25
All engines		7.0014		7.1044 T20	

				ENGINE
3.0 24V Vtec Auto-matic	Petrol	188	03/95-09/05	C30A4

Engine	Information	S10	T10	T20 - T23	T22 - T25
All engines		7.0014		7.1044 T20	

				ENGINE
3.0 24V Vtec Auto-matik	Petrol	188	06/90-09/05	C30A4

Engine	Information	S10	T10	T20 - T23	T22 - T25
All engines		7.0014		7.1044 T20	

S10 OIL PRESSURE WARNING LIGHT SWITCH	T10 REVERSING LIGHT SWITCH	T20 BRAKE LIGHT SWITCH
T22 SWITCH CLUTCH CONTROL (CRUISE CONTROL)	T23 SWITCH BRAKE ACTUATION (ENGINE TIMING)	T25 SWITCH CLUTCH CONTROL (ENGINE CONTROL)

FUNCTIONS ON THE VEHICLE

Vehicle	alim.	kW	Date	Engine	 S10	 T10	 T20 - T23	 T22 - T25
---------	-------	----	------	--------	---	---	--	---

				ENGINE
3.2 24V Vtec	Petrol	206	01/97-09/05	C32B2

Engine	Information	S10	T10	T20 - T23	T22 - T25
All engines		7.0014		7.1044 T20	

ODYSSEY

				ENGINE
2.3	Petrol	110	10/97-09/03	F23A, F23A7

Engine	Information	S10	T10	T20 - T23	T22 - T25
All engines		7.0015			
All engines	pole nr. 2			7.1062 T20	
Eng. F23A7	pole nr. 4			7.1122 T20	

				ENGINE
2.3 4x4	Petrol	110	10/97-09/03	F23A

Engine	Information	S10	T10	T20 - T23	T22 - T25
All engines		7.0015		7.1062 T20	

				ENGINE
3.5	Petrol	171	01/05->	J35A6

Engine	Information	S10	T10	T20 - T23	T22 - T25
All engines				7.1261 T20	

				ENGINE
3.5	Petrol	179	01/02-08/04	J35A4

Engine	Information	S10	T10	T20 - T23	T22 - T25
All engines		7.0015			
All engines	MODEL TO:2002			7.1119 T20	
All engines	MODEL FROM:2003			7.1261 T20	

PASSPORT

				ENGINE
2.6 i [USA]	Petrol	88	01/94->	4ZE1

Engine	Information	S10	T10	T20 - T23	T22 - T25
All engines		7.0061			
All engines	+cruise control			7.1044 T20	
All engines	-cruise control			7.1052 T20	

PILOT

				ENGINE
3.5 4WD	Petrol	183	01/11->	J35Z4

Engine	Information	S10	T10	T20 - T23	T22 - T25
All engines	PANASONIC			7.1261 T20	

				ENGINE
3.5 4WD	Petrol	186	09/08->	J35Z4

Engine	Information	S10	T10	T20 - T23	T22 - T25
All engines	PANASONIC			7.1261 T20	

				ENGINE
3.5 4WD	Petrol	189	01/10-06/15	J35Z4

Engine	Information	S10	T10	T20 - T23	T22 - T25
All engines	PANASONIC			7.1261 T20	

PRELUDE IV

				ENGINE
2.0 i 16V	Petrol	98	02/92-09/96	F20A4

Engine	Information	S10	T10	T20 - T23	T22 - T25
All engines		7.0015	7.6135	7.1062 T20	

				ENGINE
2.2 i 16V Vtec	Petrol	136	02/93-09/96	H22A2

Engine	Information	S10	T10	T20 - T23	T22 - T25
All engines		7.0014	7.6135		
All engines	pole nr. 4			7.1044 T20	
All engines	pole nr. 2			7.1062 T20	

				ENGINE
2.3 i 16V	Petrol	118	02/92-09/96	H23A2

Engine	Information	S10	T10	T20 - T23	T22 - T25
All engines		7.0014	7.6135	7.1044 T20	

S10 OIL PRESSURE WARNING LIGHT SWITCH	T10 REVERSING LIGHT SWITCH	T20 BRAKE LIGHT SWITCH
T22 SWITCH CLUTCH CONTROL (CRUISE CONTROL)	T23 SWITCH BRAKE ACTUATION (ENGINE TIMING)	T25 SWITCH CLUTCH CONTROL (ENGINE CONTROL)

FUNCTIONS ON THE VEHICLE

Vehicle	alim.	kW	Date	Engine				
					S10	T10	T20 - T23	T22 - T25

PRELUDE V

ENGINE
2.0 16V Petrol 98 10/96-10/00 F20A4

Engine	Information	S10	T10	T20 - T23	T22 - T25
All engines	DENSO, fitting depth 9 mm, spanner size 24 MM, switch press. 0.25/0.35 bar, thread R 1/8x28 BSP	7.0015			
All engines	TEC		7.6135		
All engines	01/01/97 ->, spanner size 14, thread M10x1.25			7.1089	T20

ENGINE
2.2 16V Petrol 136 10/96-10/00 H22A5

Engine	Information	S10	T10	T20 - T23	T22 - T25
All engines	DENSO, fitting depth 9 mm, spanner size 24 MM, switch press. 0.25/0.35 bar, thread R 1/8x28 BSP	7.0015			
All engines	TEC		7.6135		

ENGINE
2.2 16V Petrol 147 10/96-10/00 H22A5, H22A8

Engine	Information	S10	T10	T20 - T23	T22 - T25
Eng. H22A5		7.0014			
Eng. H22A8	DENSO, fitting depth 9 mm, spanner size 24 MM, switch press. 0.25/0.35 bar, thread R 1/8x28 BSP	7.0015			
All engines	TEC		7.6135		

ENGINE
2.2 i 16V Petrol 136 10/96-10/01 F22A2

Engine	Information	S10	T10	T20 - T23	T22 - T25
All engines		7.0015	7.6135	7.1089	T20

ENGINE
2.2 i 16V VTi-R Petrol 147 10/96-12/01 H22A4, H22A8, H22Z1

Engine	Information	S10	T10	T20 - T23	T22 - T25
All engines		7.0014			
Eng. H22A8, H22Z1			7.6135		

ENGINE
2.2 Si Petrol 118 03/97-07/02 F22Z6

Engine	Information	S10	T10	T20 - T23	T22 - T25
All engines		7.0015	7.6135		

QUINTET

ENGINE
1.6 EX Petrol 59 02/80-12/84 EL

Engine	Information	S10	T10	T20 - T23	T22 - T25
All engines		7.0014			

S2000

ENGINE
2.0 Petrol 177 06/99-> F20C VTEC, F20C2

Engine	Information	S10	T10	T20 - T23	T22 - T25
All engines		7.0014			

ENGINE
2.0 i Petrol 177 01/06-> F20C2

Engine	Information	S10	T10	T20 - T23	T22 - T25
All engines		7.0014			

ENGINE
2.0 i 16V Vtec Petrol 177 03/99-> F20C2

Engine	Information	S10	T10	T20 - T23	T22 - T25
All engines		7.0014			

ENGINE
2.0 Vtec Petrol 170 03/99-10/03 F20C1





Engine	Information	S10	T10	T20 - T23	T22 - T25
All engines		7.0014			

SHUTTLE

ENGINE
2.2 16V Petrol 110 10/94-02/98 F22B8

Engine	Information	S10	T10	T20 - T23	T22 - T25
All engines		7.0015			
All engines	pole nr. 2			7.1062	T20
All engines	pole nr. 4			7.1122	T20

S10 OIL PRESSURE WARNING LIGHT SWITCH	T10 REVERSING LIGHT SWITCH	T20 BRAKE LIGHT SWITCH
T22 SWITCH CLUTCH CONTROL (CRUISE CONTROL)	T23 SWITCH BRAKE ACTUATION (ENGINE TIMING)	T25 SWITCH CLUTCH CONTROL (ENGINE CONTROL)

Vehicle	alim.	kW	Date	Engine	FUNCTIONS ON THE VEHICLE			
					 S10	 T10	 T20 - T23	 T22 - T25

				ENGINE
2.3 16V	Petrol	110	10/97-06/04	F23A7

Engine	Information	S10	T10	T20 - T23	T22 - T25
All engines		7.0015			
All engines	pole nr. 2			7.1062 T20	
All engines	pole nr. 4			7.1122 T20	

				ENGINE
1.7 16V	Petrol	92	05/01->	D17A2

Engine	Information	S10	T10	T20 - T23	T22 - T25
All engines	DENSO, fitting depth 9 mm, spanner size 24 MM, switch press. 0.25/0.35 bar, thread R 1/8x28 BSP	7.0015			
All engines			7.6247		
All engines	PANASONIC, TOYOTA			7.1178 T20	

				ENGINE
2.0 16V	Petrol	115	05/01->	K20A1

Engine	Information	S10	T10	T20 - T23	T22 - T25
All engines	DENSO, fitting depth 9 mm, spanner size 24 MM, switch press. 0.25/0.35 bar, thread R 1/8x28 BSP	7.0015			
All engines	COL:grey, TOKAI RIKA		7.6246		
All engines	PANASONIC, TOYOTA			7.1178 T20	

S10	OIL PRESSURE WARNING LIGHT SWITCH	T10	REVERSING LIGHT SWITCH	T20	BRAKE LIGHT SWITCH
T22	SWITCH CLUTCH CONTROL (CRUISE CONTROL)	T23	SWITCH BRAKE ACTUATION (ENGINE TIMING)	T25	SWITCH CLUTCH CONTROL (ENGINE CONTROL)

FUNCTIONS ON THE VEHICLE

Vehicle	alim.	kW	Date	Engine	 S10	 T10	 T20 - T23	 T22 - T25
---------	-------	----	------	--------	---	---	--	---

ACCENT I

1.3	Petrol	44	10/94-01/00	G4EH
------------	--------	-----------	-------------	-------------

Engine	Information	S10	T10	T20 - T23	T22 - T25
All engines		7.0017			7.1167 T22
All engines	spanner size 22, thread M14x1.5		7.6084		
All engines	01/03/97 ->, Conn. nr. 2, spanner size 14, thread M10x1.25			7.1057 T20	
All engines	-> 01/02/97, Conn. nr. 2			7.1169 T20	

1.3	Petrol	55	10/94-01/00	G4EH
------------	--------	-----------	-------------	-------------

Engine	Information	S10	T10	T20 - T23	T22 - T25
All engines		7.0017			7.1167 T22
All engines	-> 01/07/99, spanner size 22, thread M14x1.5		7.6084		
All engines	01/08/99 ->, Conn. nr. 2, without cable		7.6327		
All engines	01/03/97 ->, Conn. nr. 2, spanner size 14, thread M10x1.25			7.1057 T20	
All engines	-> 01/02/97, Conn. nr. 2			7.1169 T20	

1.3 i 12V	Petrol	62	10/94-01/00	G4EH
------------------	--------	-----------	-------------	-------------

Engine	Information	S10	T10	T20 - T23	T22 - T25
All engines		7.0017			7.1167 T22
All engines	-> 01/07/99, spanner size 22, thread M14x1.5		7.6084		
All engines	01/08/99 ->, Conn. nr. 2, without cable		7.6327		
All engines	01/03/97 ->, Conn. nr. 2, spanner size 14, thread M10x1.25			7.1057 T20	
All engines	-> 01/02/97, Conn. nr. 2			7.1169 T20	

1.5	Petrol	63	10/94-07/99	G4EK
------------	--------	-----------	-------------	-------------

Engine	Information	S10	T10	T20 - T23	T22 - T25
All engines		7.0017	7.6084	7.1169 T20	7.1167 T22

1.5 i 12V	Petrol	65	10/94-01/00	G4EK
------------------	--------	-----------	-------------	-------------

Engine	Information	S10	T10	T20 - T23	T22 - T25
All engines		7.0017			7.1167 T22
All engines	-> 01/07/99, spanner size 22, thread M14x1.5		7.6084		
All engines	01/08/99 ->, Conn. nr. 2, without cable		7.6327		
All engines	01/03/97 ->, Conn. nr. 2, spanner size 14, thread M10x1.25			7.1057 T20	
All engines	-> 01/02/97, Conn. nr. 2			7.1169 T20	

1.5 i 16V	Petrol	73	10/95-01/00	G4ER, G4FK
------------------	--------	-----------	-------------	-------------------

Engine	Information	S10	T10	T20 - T23	T22 - T25
Eng. G4ER		7.0017			7.1167 T22
All engines	spanner size 22, thread M14x1.5		7.6084		
All engines	01/03/97 ->, Conn. nr. 2, spanner size 14, thread M10x1.25			7.1057 T20	
All engines	-> 01/02/97, Conn. nr. 2			7.1169 T20	

ACCENT II

1.3	Petrol	55	01/00-11/05	G4EA
------------	--------	-----------	-------------	-------------

Engine	Information	S10	T10	T20 - T23	T22 - T25
All engines		7.0017			
All engines	Conn. nr. 2, without cable		7.6327		
All engines	-> 01/12/05, Conn. nr. 2, RHD			7.1169 T20	



1.3	Petrol	61	01/00-11/05	G4EA
------------	--------	-----------	-------------	-------------

Engine	Information	S10	T10	T20 - T23	T22 - T25
All engines		7.0017			
All engines	Conn. nr. 2, without cable		7.6327		
All engines	Conn. nr. 2, RHD			7.1169 T20	

1.3	Petrol	62	08/02-11/05	G4EA, G4EH
------------	--------	-----------	-------------	-------------------

Engine	Information	S10	T10	T20 - T23	T22 - T25
All engines		7.0017			
Eng. G4EH	-> 06/09/00		7.6235		

S10 OIL PRESSURE WARNING LIGHT SWITCH	T10 REVERSING LIGHT SWITCH	T20 BRAKE LIGHT SWITCH
T22 SWITCH CLUTCH CONTROL (CRUISE CONTROL)	T23 SWITCH BRAKE ACTUATION (ENGINE TIMING)	T25 SWITCH CLUTCH CONTROL (ENGINE CONTROL)

				FUNCTIONS ON THE VEHICLE				
Vehicle	alim.	kW	Date	Engine	 S10	 T10	 T20 - T23	 T22 - T25
ENGINE								
1.3	Petrol	62	08/02-11/05	G4EA, G4EH				
Engine	Information			S10	T10	T20 - T23	T22 - T25	
All engines	06/09/00 ->, Conn. nr. 2, without cable				7.6327			
All engines	-> 01/12/05, -> 21/12/05, Accent, Conn. nr. 2, RHD					7.1169	T20	
ENGINE								
1.3	Petrol	63	01/00-11/05	G4EA, G4EAG				
Engine	Information			S10	T10	T20 - T23	T22 - T25	
All engines				7.0017				
All engines	Conn. nr. 2, without cable				7.6327			
All engines	Conn. nr. 2, RHD					7.1169	T20	
ENGINE								
1.5	Petrol	65	09/99-10/02	G4EK				
Engine	Information			S10	T10	T20 - T23	T22 - T25	
All engines				7.0017				
All engines	-> 06/09/00				7.6235			
All engines	06/09/00 ->				7.6327			
All engines	RHD					7.1169	T20	
ENGINE								
1.5	Petrol	66	01/00-11/05	G4EB				
Engine	Information			S10	T10	T20 - T23	T22 - T25	
All engines				7.0017				
All engines	Conn. nr. 2, without cable				7.6327			
All engines	Conn. nr. 2, RHD					7.1169	T20	
ENGINE								
1.5	Petrol	68	01/00-10/02	G4EK				
Engine	Information			S10	T10	T20 - T23	T22 - T25	
All engines				7.0017				
All engines	Conn. nr. 2, without cable				7.6327			
ENGINE								
1.5	Petrol	69	01/00-12/06	G4EK				
Engine	Information			S10	T10	T20 - T23	T22 - T25	
All engines				7.0017				
All engines	Conn. nr. 2, without cable				7.6327			
All engines	Conn. nr. 2, RHD					7.1169	T20	
ENGINE								
1.5	Petrol	73	09/99-10/02	G4FK				
Engine	Information			S10	T10	T20 - T23	T22 - T25	
All engines				7.0017				
All engines	Conn. nr. 2, without cable				7.6327			
ENGINE								
1.5	Petrol	75	09/99-11/05	G4EC-G, G4FK				
Engine	Information			S10	T10	T20 - T23	T22 - T25	
All engines				7.0017				
Eng. G4FK	-> 06/09/00				7.6235			
All engines	06/09/00 ->, Accent, Conn. nr. 2, Excel, without cable				7.6327			
Eng. G4FK	RHD					7.1169	T20	
ENGINE								
1.5	Petrol	77	09/99-10/02	G4FK				
Engine	Information			S10	T10	T20 - T23	T22 - T25	
All engines				7.0017				
All engines	Conn. nr. 2, without cable				7.6327			
All engines	Conn. nr. 2, RHD					7.1169	T20	
ENGINE								
1.5 CRDi	Diesel	60	01/02-11/05	D3DA, D3EA				
Engine	Information			S10	T10	T20 - T23	T22 - T25	
Eng. D3EA	-> 01/07/03			7.0017				
All engines	01/07/03 ->, COL:black, Conn. nr. 1, spanner size 24, switch press. 0.3 bar			7.0195				
All engines	Conn. nr. 2, without cable				7.6327			
Eng. D3EA							7.1289	T22

S10	OIL PRESSURE WARNING LIGHT SWITCH	T10	REVERSING LIGHT SWITCH	T20	BRAKE LIGHT SWITCH
T22	SWITCH CLUTCH CONTROL (CRUISE CONTROL)	T23	SWITCH BRAKE ACTUATION (ENGINE TIMING)	T25	SWITCH CLUTCH CONTROL (ENGINE CONTROL)

The present application list is a brief version. For the detailed information about the possibility of installation on a specific vehicle, please refer to our web-catalogue <http://catalogo.facet.eu/>

FUNCTIONS ON THE VEHICLE

Vehicle	alim.	kW	Date	Engine	 S10	 T10	 T20 - T23	 T22 - T25
---------	-------	----	------	--------	---	---	--	---

				ENGINE
1.6	Petrol	77	12/02-11/05	G4ED, G4ED-G

Engine	Information	S10	T10	T20 - T23	T22 - T25
All engines		7.0017			
All engines	Conn. nr. 2, without cable		7.6327		
Eng. G4ED-G	-> 21/12/05, RHD			7.1169 T20	

				ENGINE
1.4 GL	Petrol	71	11/05-11/10	G4EE

Engine	Information	S10	T10	T20 - T23	T22 - T25
All engines		7.0017	7.6308		
All engines	Conn. nr. 4, LHD, RHD, spanner size 14, thread M10x1.25			7.1294 T20	

				ENGINE
1.5 CRDi GLS	Diesel	81	11/05-11/10	D4FA

Engine	Information	S10	T10	T20 - T23	T22 - T25
All engines	COL:black, Conn. nr. 1, spanner size 24, switch press. 0.3 bar	7.0195			
All engines			7.6308		7.1297 T22
All engines	Conn. nr. 4, LHD, RHD, spanner size 14, thread M10x1.25			7.1294 T20	

				ENGINE
1.6 GLS	Petrol	82	11/05-11/10	G4ED

Engine	Information	S10	T10	T20 - T23	T22 - T25
All engines		7.0017	7.6308		
All engines	Conn. nr. 4, LHD, RHD, spanner size 14, thread M10x1.25			7.1294 T20	

				ENGINE
1.4	Petrol	74	11/10->	G4LC

Engine	Information	S10	T10	T20 - T23	T22 - T25
All engines		7.0182			7.1297 T22
All engines	Conn. nr. 2, without cable		7.6327		
All engines	with cable				7.1289 T25

				ENGINE
1.4	Petrol	79	11/10->	G4FA

Engine	Information	S10	T10	T20 - T23	T22 - T25
All engines	COL:black, Conn. nr. 1, spanner size 24, switch press. 0.3 bar	7.0195			
All engines	Conn. nr. 2, without cable		7.6327		
All engines	-> 01/03/11, aut 4 speed, Conn. nr. 4, spanner size 14, thread M10x1.25			7.1294 T20	
All engines	with cable				7.1289 T25
All engines					7.1297 T22

				ENGINE
1.4	Petrol	80	11/10-12/14	G4FA

Engine	Information	S10	T10	T20 - T23	T22 - T25
All engines	COL:black, Conn. nr. 1, spanner size 24, switch press. 0.3 bar	7.0195			
All engines	Conn. nr. 2, without cable		7.6327		
All engines	-> 01/03/11, aut 4 speed, Conn. nr. 4, spanner size 14, thread M10x1.25			7.1294 T20	
All engines	with cable				7.1289 T25
All engines					7.1297 T22

				ENGINE
1.4 CVT	Petrol	0	11/10->	--





Engine	Information	S10	T10	T20 - T23	T22 - T25
All engines		7.0182	7.6309		
All engines	see connection type				7.1289, 7.1297 T22

				ENGINE
1.6	Petrol	90	11/10->	G4FC

Engine	Information	S10	T10	T20 - T23	T22 - T25
All engines	COL:black, Conn. nr. 1, spanner size 24, switch press. 0.3 bar	7.0195			
All engines	Conn. nr. 2, without cable		7.6327		
All engines	-> 01/03/11, aut 4 speed, aut., Conn. nr. 4, spanner size 14, thread M10x1.25			7.1294 T20	
All engines	with cable				7.1289 T25
All engines					7.1297 T22

S10 OIL PRESSURE WARNING LIGHT SWITCH	T10 REVERSING LIGHT SWITCH	T20 BRAKE LIGHT SWITCH
T22 SWITCH CLUTCH CONTROL (CRUISE CONTROL)	T23 SWITCH BRAKE ACTUATION (ENGINE TIMING)	T25 SWITCH CLUTCH CONTROL (ENGINE CONTROL)

FUNCTIONS ON THE VEHICLE

Vehicle	alim.	kW	Date	Engine	 S10	 T10	 T20 - T23	 T22 - T25
---------	-------	----	------	--------	---	---	--	---

				ENGINE
1.6	Petrol	91	11/10->	G4FC

Engine	Information	S10	T10	T20 - T23	T22 - T25
All engines	COL:black, Conn. nr. 1, spanner size 24, switch press. 0.3 bar	7.0195			
All engines			7.6309		
All engines	Conn. nr. 2, without cable		7.6327		
All engines	with cable				7.1289 T25
All engines	see connection type				7.1289, 7.1297 T22

				ENGINE
1.6 CRDI	Diesel	100	04/11->	D4FB

Engine	Information	S10	T10	T20 - T23	T22 - T25
All engines	COL:black, Conn. nr. 1, spanner size 24, switch press. 0.3 bar	7.0195			
All engines	Conn. nr. 2, without cable		7.6327		
All engines	with cable				7.1289 T25
All engines					7.1297 T22

				ENGINE
1.6 CRDi	Diesel	94	11/10-12/15	D4FB

Engine	Information	S10	T10	T20 - T23	T22 - T25
All engines	COL:black, Conn. nr. 1, spanner size 24, switch press. 0.3 bar	7.0195			
All engines	Conn. nr. 2, without cable		7.6327		
All engines	with cable				7.1289 T25
All engines					7.1297 T22

				ENGINE
1.0 i	Petrol	40	02/98-12/00	G4AC, G4HC

Engine	Information	S10	T10	T20 - T23	T22 - T25
All engines		7.0017	7.6211		
Eng. G4HC	-> 01/06/99, Conn. nr. 2, spanner size 14, thread M10x1.25			7.1057	T20
All engines	01/07/99 ->, Conn. nr. 2			7.1169	T20

				ENGINE
1.0 i	Petrol	41	02/98-03/02	G4HC

Engine	Information	S10	T10	T20 - T23	T22 - T25
All engines		7.0017	7.6211		
All engines	-> 01/05/99, Conn. nr. 2, spanner size 14, thread M10x1.25			7.1057	T20
All engines	01/06/99 ->, Conn. nr. 2			7.1169	T20

				ENGINE
1.0 i	Petrol	43	03/01-07/03	G4AE, G4HC, G4HC-E

Engine	Information	S10	T10	T20 - T23	T22 - T25
All engines	-> 01/03/03	7.0017			
Eng. G4AE, G4HC	01/04/03 ->, COL:black, Conn. nr. 1, spanner size 24, switch press. 0.3 bar	7.0195			
All engines			7.6211		
All engines	Conn. nr. 2			7.1169	T20

				ENGINE
1.1	Petrol	43	08/03-12/08	G4HD

Engine	Information	S10	T10	T20 - T23	T22 - T25
All engines	COL:black, Conn. nr. 1, spanner size 24, switch press. 0.3 bar	7.0195			
All engines			7.6211		
All engines	-> 01/06/06, Conn. nr. 2			7.1169	T20

				ENGINE
1.1	Petrol	45	06/03-12/10	G4HG





Engine	Information	S10	T10	T20 - T23	T22 - T25
All engines	COL:red	7.0014			
All engines	COL:black	7.0195			
All engines			7.6211		
All engines	-> 01/06/06			7.1169	T20

				ENGINE
1.1	Petrol	46	08/03-12/08	G4HG

Engine	Information	S10	T10	T20 - T23	T22 - T25
All engines	COL:black, Conn. nr. 1, spanner size 24, switch press. 0.3 bar	7.0195			

S10	OIL PRESSURE WARNING LIGHT SWITCH	T10	REVERSING LIGHT SWITCH	T20	BRAKE LIGHT SWITCH
T22	SWITCH CLUTCH CONTROL (CRUISE CONTROL)	T23	SWITCH BRAKE ACTUATION (ENGINE TIMING)	T25	SWITCH CLUTCH CONTROL (ENGINE CONTROL)

FUNCTIONS ON THE VEHICLE

Vehicle	alim.	kW	Date	Engine	 S10	 T10	 T20 - T23	 T22 - T25
---------	-------	----	------	--------	---	---	--	---

1.1 Petrol **46** 08/03-12/08 **ENGINE G4HG**

Engine	Information	S10	T10	T20 - T23	T22 - T25
All engines			7.6211		
All engines	-> 01/06/06, Conn. nr. 2			7.1169 T20	

ATOS PRIME

1.0 i Petrol **43** 03/01-07/03 **ENGINE G4HC-E**

Engine	Information	S10	T10	T20 - T23	T22 - T25
All engines	-> 01/03/03	7.0017			
All engines	01/03/03 ->	7.0195			
All engines			7.6211	7.1169 T20	

1.1 Petrol **43** 08/03-05/05 **ENGINE G4HD**

Engine	Information	S10	T10	T20 - T23	T22 - T25
All engines	COL:red	7.0014			
All engines	COL:black	7.0195			
All engines			7.6211	7.1169 T20	

1.1 Petrol **46** 01/97-12/08 **ENGINE G4HG**

Engine	Information	S10	T10	T20 - T23	T22 - T25
All engines	COL:red	7.0014			
All engines	COL:black	7.0195			
All engines			7.6211		
All engines	-> 01/06/06			7.1169 T20	

AZERA

3.0 MPI [ExtraEU] Petrol **184** 03/11-> **ENGINE G6DE**

Engine	Information	S10	T10	T20 - T23	T22 - T25
All engines	COL:black, Conn. nr. 1, spanner size 24, switch press. 0.3 bar	7.0195			

3.3 Petrol **198** 02/07-12/11 **ENGINE G6DB**

Engine	Information	S10	T10	T20 - T23	T22 - T25
All engines	COL:black, Conn. nr. 1, spanner size 24, switch press. 0.3 bar	7.0195			
All engines	Conn. nr. 4, spanner size 14, thread M10x1.25			7.1294 T20	

COUPE I

1.6 16V Petrol **85** 03/98-04/02 **ENGINE G4GR**

Engine	Information	S10	T10	T20 - T23	T22 - T25
All engines		7.0017			
All engines	-> 01/07/99, spanner size 22, thread M14x1.5		7.6084		
All engines	01/08/99 ->, Conn. nr. 2, without cable		7.6327		
All engines	Conn. nr. 4			7.1166 T20	
All engines	01/08/99 ->, Conn. nr. 2			7.1169 T20	

1.6 i 16V Petrol **79** 08/00-01/02 **ENGINE G4GR**

Engine	Information	S10	T10	T20 - T23	T22 - T25
All engines	Conn. nr. 2, without cable		7.6327		

1.6 i 16V Petrol **84** 12/96-04/02 **ENGINE 4G61, G4GR**

Engine	Information	S10	T10	T20 - T23	T22 - T25
All engines		7.0017			
All engines	-> 01/07/99, -> 16/07/99, spanner size 22, thread M14x1.5		7.6084		
Eng. 4G61	16/07/99 ->		7.6235		
Eng. G4GR	01/08/99 ->, Conn. nr. 2, without cable		7.6327		
Eng. 4G61	+cruise control, pole nr. 2			7.1057 T20	
Eng. 4G61	+cruise control, pole nr. 4, RHD			7.1125 T20	
All engines	+cruise control, Conn. nr. 4, LHD, pole nr. 4			7.1166 T20	
All engines	01/08/99 ->, 20/07/99 ->, Conn. nr. 2, LHD, RHD			7.1169 T20	
Eng. 4G61	-> 08/07/97				7.1174 T22

S10 OIL PRESSURE WARNING LIGHT SWITCH	T10 REVERSING LIGHT SWITCH	T20 BRAKE LIGHT SWITCH
T22 SWITCH CLUTCH CONTROL (CRUISE CONTROL)	T23 SWITCH BRAKE ACTUATION (ENGINE TIMING)	T25 SWITCH CLUTCH CONTROL (ENGINE CONTROL)

FUNCTIONS ON THE VEHICLE

Vehicle	alim.	kW	Date	Engine	 S10	 T10	 T20 - T23	 T22 - T25
---------	-------	----	------	--------	---	---	--	---

ENGINE				
2.0	Petrol	101	08/99-01/02	G4DF

Engine	Information	S10	T10	T20 - T23	T22 - T25
All engines		7.0017			
All engines	Conn. nr. 2, without cable		7.6327		
All engines	+cruise control, Conn. nr. 2, spanner size 14, thread M10x1.25			7.1057 T20	
All engines	Conn. nr. 4			7.1166 T20	
All engines	Conn. nr. 2, -cruise control			7.1169 T20	

ENGINE				
2.0	Petrol	106	04/96-08/99	G4DF

Engine	Information	S10	T10	T20 - T23	T22 - T25
All engines		7.0017			
All engines	spanner size 22, thread M14x1.5		7.6084		
All engines	+cruise control, Conn. nr. 2, spanner size 14, thread M10x1.25			7.1057 T20	
All engines	Conn. nr. 4			7.1166 T20	

ENGINE				
2.0 16V	Petrol	102	08/96-04/02	G4GF

Engine	Information	S10	T10	T20 - T23	T22 - T25
All engines		7.0017			
All engines	-> 01/07/99, spanner size 22, thread M14x1.5		7.6084		
All engines	01/08/99 ->, Conn. nr. 2, without cable		7.6327		
All engines	+cruise control, 01/08/99 ->, Conn. nr. 2, spanner size 14, thread M10x1.25			7.1057 T20	
All engines	Conn. nr. 4			7.1166 T20	
All engines	01/08/99 ->, Conn. nr. 2, -cruise control			7.1169 T20	
All engines	-> 08/07/97				7.1174 T22

ENGINE				
2.0 16V	Petrol	99	03/01-04/02	G4DF

Engine	Information	S10	T10	T20 - T23	T22 - T25
All engines		7.0017			
All engines	Conn. nr. 2, without cable		7.6327		
All engines	+cruise control, Conn. nr. 2, spanner size 14, thread M10x1.25			7.1057 T20	
All engines	Conn. nr. 4			7.1166 T20	
All engines	Conn. nr. 2, -cruise control			7.1169 T20	

ENGINE				
F2 Evolution	Petrol	115	01/99-12/01	G4GF

Engine	Information	S10	T10	T20 - T23	T22 - T25
All engines		7.0017			
All engines	Conn. nr. 2			7.1169 T20	
All engines	Conn. nr. 4, spanner size 14, thread M10x1.25			7.1294 T20	

COUPE II

ENGINE				
1.6 16V	Petrol	77	03/02-08/09	G4ED, G4ED-G

Engine	Information	S10	T10	T20 - T23	T22 - T25
All engines		7.0017			
All engines	Conn. nr. 2, without cable		7.6327		
Eng. G4ED	Conn. nr. 4, spanner size 14, thread M10x1.25			7.1294 T20	
All engines	Conn. nr. 2			7.1300 T20	





ENGINE				
1.6 16V	Petrol	79	03/02-08/09	G4ED, G4ED-G

Engine	Information	S10	T10	T20 - T23	T22 - T25
All engines		7.0017			
All engines	Conn. nr. 2, without cable		7.6327		
Eng. G4ED	Conn. nr. 4, spanner size 14, thread M10x1.25			7.1294 T20	
All engines	Conn. nr. 2			7.1300 T20	

ENGINE				
2.0	Petrol	100	08/01-08/09	G4GC, G4GC-G

Engine	Information	S10	T10	T20 - T23	T22 - T25
All engines		7.0017			
All engines	Conn. nr. 2, without cable		7.6327		
All engines	Conn. nr. 4, pole nr. 4, spanner size 14, thread M10x1.25			7.1294 T20	
All engines	Conn. nr. 2, pole nr. 2			7.1300 T20	

S10 OIL PRESSURE WARNING LIGHT SWITCH	T10 REVERSING LIGHT SWITCH	T20 BRAKE LIGHT SWITCH
T22 SWITCH CLUTCH CONTROL (CRUISE CONTROL)	T23 SWITCH BRAKE ACTUATION (ENGINE TIMING)	T25 SWITCH CLUTCH CONTROL (ENGINE CONTROL)

Vehicle	alim.	kW	Date	Engine	 S10	 T10	 T20 - T23	 T22 - T25
---------	-------	----	------	--------	---	---	--	---

ENGINE				
2.0	Petrol	102	03/02-08/09	G4GC, G4GC-G

Engine	Information	S10	T10	T20 - T23	T22 - T25
All engines		7.0017			
All engines	Conn. nr. 2, without cable		7.6327		
All engines	Conn. nr. 4, pole nr. 4, spanner size 14, thread M10x1.25			7.1294	T20
All engines	Conn. nr. 2, pole nr. 2			7.1300	T20

ENGINE				
2.0 GLS	Petrol	105	02/03-08/09	G4GC, G4GC-G

Engine	Information	S10	T10	T20 - T23	T22 - T25
All engines		7.0017			
All engines	Conn. nr. 2, without cable		7.6327		
All engines	Conn. nr. 4, pole nr. 4, spanner size 14, thread M10x1.25			7.1294	T20
All engines	Conn. nr. 2, pole nr. 2			7.1300	T20

ENGINE				
2.7 V6	Petrol	121	01/01-08/09	G6BA

Engine	Information	S10	T10	T20 - T23	T22 - T25
All engines	COL:black, Conn. nr. 1, spanner size 24, switch press. 0.3 bar	7.0195			
All engines			7.6231		
All engines	Conn. nr. 4, spanner size 14, thread M10x1.25			7.1294	T20
All engines	Conn. nr. 2			7.1300	T20

ENGINE				
2.7 V6	Petrol	123	03/02-08/09	G6BA, G6BA-G

Engine	Information	S10	T10	T20 - T23	T22 - T25
All engines	COL:black, Conn. nr. 1, spanner size 24, switch press. 0.3 bar	7.0195			
All engines			7.6231		
All engines	Conn. nr. 4, spanner size 14, thread M10x1.25			7.1294	T20
All engines	Conn. nr. 2			7.1300	T20

CRETA

ENGINE				
1.6	Petrol	90	01/16->	G4FG

Engine	Information	S10	T10	T20 - T23	T22 - T25
All engines	COL:black, Conn. nr. 1, spanner size 24, switch press. 0.3 bar	7.0195			
All engines	Conn. nr. 2, without cable		7.6327		

ENGINE				
1.6 4WD	Petrol	90	08/16->	G4FG

Engine	Information	S10	T10	T20 - T23	T22 - T25
All engines	COL:black, Conn. nr. 1, spanner size 24, switch press. 0.3 bar	7.0195			
All engines	Conn. nr. 2, without cable		7.6327		

ENGINE				
2.0	Petrol	110	01/16->	G4NA

Engine	Information	S10	T10	T20 - T23	T22 - T25
All engines	COL:black, Conn. nr. 1, spanner size 24, switch press. 0.3 bar	7.0195			

ENGINE				
2.0 4WD	Petrol	110	01/16->	G4NA

Engine	Information	S10	T10	T20 - T23	T22 - T25
All engines	COL:black, Conn. nr. 1, spanner size 24, switch press. 0.3 bar	7.0195			

ELANTRA

ENGINE				
1.6	Petrol	66	08/95-02/98	G4GR

Engine	Information	S10	T10	T20 - T23	T22 - T25
All engines		7.0017			
All engines	Conn. nr. 4, LHD			7.1166	T20

ENGINE				
1.6 [ExtraEU]	Petrol	82	08/03-05/06	G4GA

Engine	Information	S10	T10	T20 - T23	T22 - T25
All engines		7.0017			
All engines	Conn. nr. 2, without cable		7.6327		
All engines	Conn. nr. 4, spanner size 14, thread M10x1.25			7.1294	T20
All engines	Conn. nr. 2			7.1300	T20

S10	OIL PRESSURE WARNING LIGHT SWITCH	T10	REVERSING LIGHT SWITCH	T20	BRAKE LIGHT SWITCH
T22	SWITCH CLUTCH CONTROL (CRUISE CONTROL)	T23	SWITCH BRAKE ACTUATION (ENGINE TIMING)	T25	SWITCH CLUTCH CONTROL (ENGINE CONTROL)

FUNCTIONS ON THE VEHICLE

Vehicle	alim.	kW	Date	Engine	 S10	 T10	 T20 - T23	 T22 - T25
---------	-------	----	------	--------	---	---	--	---

				ENGINE
1.8 [ExtraEU]	Petrol	79	06/00-07/03	G4BB

Engine	Information	S10	T10	T20 - T23	T22 - T25
All engines		7.0017			
All engines	Conn. nr. 2, without cable		7.6327		
All engines	Conn. nr. 4, spanner size 14, thread M10x1.25			7.1294	T20
All engines	Conn. nr. 2			7.1300	T20

				ENGINE
1.8 CVT [ExtraEU]	Petrol	110	01/11-12/16	G4NB

Engine	Information	S10	T10	T20 - T23	T22 - T25
All engines	COL:black, Conn. nr. 1, spanner size 24, switch press. 0.3 bar	7.0195			
All engines	Conn. nr. 2, without cable		7.6327		
All engines	-> 01/04/11, aut 6 speed, Conn. nr. 4, RHD, spanner size 14, thread M10x1.25			7.1294	T20
All engines	with cable				7.1289 T25
All engines					7.1297 T22

				ENGINE
2.0 CVT [ExtraEU]	Petrol	105	06/06-05/11	G4GC

Engine	Information	S10	T10	T20 - T23	T22 - T25
All engines		7.0017			
All engines	-> 01/07/09		7.6308		
All engines	01/08/09 ->, Conn. nr. 2, without cable		7.6327		
All engines	Conn. nr. 4, spanner size 14, thread M10x1.25			7.1294	T20
All engines	Conn. nr. 2			7.1300	T20

				ENGINE
2.0 MPi [ExtraEU]	Petrol	110	02/16->	G4NH

Engine	Information	S10	T10	T20 - T23	T22 - T25
All engines	COL:black, Conn. nr. 1, spanner size 24, switch press. 0.3 bar	7.0195			
All engines	Conn. nr. 2, without cable		7.6327		

ELANTRA I

				ENGINE
1.5 i GL	Petrol	62	12/90-08/94	G4DJ

Engine	Information	S10	T10	T20 - T23	T22 - T25
All engines		7.0017	7.6084		7.1167 T22
All engines	27/02/93 ->, pole nr. 2			7.1057	T20
All engines	pole nr. 4			7.1125	T20
All engines	-> 27/02/93, pole nr. 2			7.1169	T20

				ENGINE
1.6i 16V	Petrol	84	12/90-05/95	G4CR

Engine	Information	S10	T10	T20 - T23	T22 - T25
All engines		7.0017	7.6084		7.1167 T22
All engines	27/02/93 ->, pole nr. 2			7.1057	T20
All engines	pole nr. 4			7.1125	T20
All engines	-> 27/02/93, pole nr. 2			7.1169	T20

				ENGINE
1.8i 16V	Petrol	93	06/92-12/95	G4CN

Engine	Information	S10	T10	T20 - T23	T22 - T25
All engines		7.0017	7.6084		7.1167 T22
All engines	27/02/93 ->, pole nr. 2			7.1057	T20
All engines	pole nr. 4			7.1125	T20
All engines	-> 27/02/93, pole nr. 2			7.1169	T20

ELANTRA II

				ENGINE
1.6 i 16V	Petrol	84	06/95-05/00	G4GR

Engine	Information	S10	T10	T20 - T23	T22 - T25
All engines		7.0017	7.6084		
All engines	+cruise control, pole nr. 2			7.1057	T20
All engines	+cruise control, pole nr. 4, RHD			7.1125	T20
All engines	+cruise control, LHD, pole nr. 4			7.1166	T20
All engines	-> 15/07/99, -> 28/07/00, LHD, RHD			7.1169	T20
All engines	-> 14/07/97				7.1174 T22

S10	OIL PRESSURE WARNING LIGHT SWITCH	T10	REVERSING LIGHT SWITCH	T20	BRAKE LIGHT SWITCH
T22	SWITCH CLUTCH CONTROL (CRUISE CONTROL)	T23	SWITCH BRAKE ACTUATION (ENGINE TIMING)	T25	SWITCH CLUTCH CONTROL (ENGINE CONTROL)

FUNCTIONS ON THE VEHICLE

Vehicle	alim.	kW	Date	Engine	 S10	 T10	 T20 - T23	 T22 - T25
---------	-------	----	------	--------	---	---	--	---

				ENGINE
1.8 i 16V	Petrol	93	05/95-05/00	G4GM

Engine	Information	S10	T10	T20 - T23	T22 - T25
All engines		7.0017	7.6084		
All engines	+cruise control, pole nr. 2			7.1057 T20	
All engines	+cruise control, pole nr. 4, RHD			7.1125 T20	
All engines	+cruise control, LHD, pole nr. 4			7.1166 T20	
All engines	15/07/99 ->, LHD, RHD			7.1169 T20	
All engines	-> 14/07/97				7.1174 T22

				ENGINE
1.8 i 16V	Petrol	94	09/95-05/00	G4GM

Engine	Information	S10	T10	T20 - T23	T22 - T25
All engines		7.0017	7.6084		
All engines	+cruise control, pole nr. 2			7.1057 T20	
All engines	+cruise control, pole nr. 4, RHD			7.1125 T20	
All engines	+cruise control, LHD, pole nr. 4			7.1166 T20	
All engines	15/07/99 ->, LHD, RHD			7.1169 T20	
All engines	-> 14/07/97				7.1174 T22

				ENGINE
2.0 i 16V	Petrol	102	06/97-05/00	G4DF

Engine	Information	S10	T10	T20 - T23	T22 - T25
All engines		7.0017	7.6084		
All engines	+cruise control, pole nr. 2			7.1057 T20	
All engines	+cruise control, pole nr. 4, RHD			7.1125 T20	
All engines	+cruise control, LHD, pole nr. 4			7.1166 T20	
All engines	15/07/99 ->, LHD, RHD			7.1169 T20	
All engines	-> 14/07/97				7.1174 T22

ELANTRA III

				ENGINE
1.6	Petrol	66	06/00-07/06	G4GR

Engine	Information	S10	T10	T20 - T23	T22 - T25
All engines		7.0017			
All engines	Conn. nr. 2, without cable		7.6327		
All engines	Conn. nr. 4, spanner size 14, thread M10x1.25			7.1294 T20	
All engines	Conn. nr. 2			7.1300 T20	

				ENGINE
1.6	Petrol	77	05/03-07/06	G4ED, G4ED-G

Engine	Information	S10	T10	T20 - T23	T22 - T25
All engines		7.0017			
All engines	Conn. nr. 2, without cable		7.6327		
Eng. G4ED	Conn. nr. 4, spanner size 14, thread M10x1.25			7.1294 T20	
All engines	Conn. nr. 2			7.1300 T20	

				ENGINE
1.6	Petrol	79	06/00-07/06	G4ED, G4ED-G

Engine	Information	S10	T10	T20 - T23	T22 - T25
All engines		7.0017			
Eng. G4ED-G	-> 06/09/00		7.6235		
All engines	06/09/00 ->, Conn. nr. 2, without cable		7.6327		
Eng. G4ED	Conn. nr. 4, spanner size 14, thread M10x1.25			7.1294 T20	
All engines	Conn. nr. 2			7.1300 T20	

				ENGINE
1.6	Petrol	82	09/03-07/06	G4GA

Engine	Information	S10	T10	T20 - T23	T22 - T25
All engines		7.0017	7.6327	7.1300 T20	

				ENGINE
1.8	Petrol	79	06/00-07/03	G4BB

Engine	Information	S10	T10	T20 - T23	T22 - T25
All engines		7.0017			
All engines	-> 06/09/00		7.6235		
All engines	06/09/00 ->, Conn. nr. 2, without cable		7.6327		
All engines	Conn. nr. 4, spanner size 14, thread M10x1.25			7.1294 T20	
All engines	Conn. nr. 2			7.1300 T20	

S10 OIL PRESSURE WARNING LIGHT SWITCH	T10 REVERSING LIGHT SWITCH	T20 BRAKE LIGHT SWITCH
T22 SWITCH CLUTCH CONTROL (CRUISE CONTROL)	T23 SWITCH BRAKE ACTUATION (ENGINE TIMING)	T25 SWITCH CLUTCH CONTROL (ENGINE CONTROL)

FUNCTIONS ON THE VEHICLE

Vehicle	alim.	kW	Date	Engine	 S10	 T10	 T20 - T23	 T22 - T25
---------	-------	----	------	--------	---	---	--	---

				ENGINE
1.8	Petrol	97	06/00-07/06	G4BB, G4GB

Engine	Information	S10	T10	T20 - T23	T22 - T25
All engines		7.0017			
All engines	Conn. nr. 2, without cable		7.6327		
All engines	Conn. nr. 4, spanner size 14, thread M10x1.25			7.1294	T20
All engines	Conn. nr. 2			7.1300	T20

				ENGINE
1.8	Petrol	98	11/02-07/06	G4GB

Engine	Information	S10	T10	T20 - T23	T22 - T25
All engines		7.0017	7.6327	7.1300	T20

				ENGINE
2.0	Petrol	102	06/00-07/06	G4GC, G4GC-G

Engine	Information	S10	T10	T20 - T23	T22 - T25
All engines		7.0017			
Eng. G4GC-G	-> 06/09/00		7.6235		
All engines	06/09/00 ->, Conn. nr. 2, without cable		7.6327		
All engines	Conn. nr. 4, pole nr. 4, spanner size 14, thread M10x1.25			7.1294	T20
All engines	Conn. nr. 2, pole nr. 2			7.1300	T20
Eng. G4GC-G	20/10/05 ->, LHD				7.1298 T22

				ENGINE
2.0	Petrol	104	06/00-07/06	G4GC

Engine	Information	S10	T10	T20 - T23	T22 - T25
All engines		7.0017			
All engines	Conn. nr. 2, without cable		7.6327		
All engines	Conn. nr. 4, spanner size 14, thread M10x1.25			7.1294	T20
All engines	Conn. nr. 2			7.1300	T20
All engines	20/10/05 ->, LHD				7.1298 T22

				ENGINE
2.0	Petrol	105	10/03-07/06	G4GC

Engine	Information	S10	T10	T20 - T23	T22 - T25
All engines		7.0017			
All engines	Conn. nr. 2, without cable		7.6327		
All engines	Conn. nr. 4, spanner size 14, thread M10x1.25			7.1294	T20
All engines	Conn. nr. 2			7.1300	T20
All engines	20/10/05 ->, LHD				7.1298 T22

				ENGINE
2.0 CRDi	Diesel	83	04/01-07/06	D4EA

Engine	Information	S10	T10	T20 - T23	T22 - T25
All engines	-> 01/06/03	7.0017			
All engines	01/07/03 ->, COL:black, Conn. nr. 1, spanner size 24, switch press. 0.3 bar	7.0195			
All engines	Conn. nr. 2, without cable		7.6327		
All engines	Conn. nr. 4, spanner size 14, thread M10x1.25			7.1294	T20
All engines	Conn. nr. 2			7.1300	T20
All engines					7.1298 T22

ELANTRA IV

				ENGINE
1.6 CRDi	Diesel	85	02/06->	D4FB

Engine	Information	S10	T10	T20 - T23	T22 - T25
All engines		7.0195	7.6308	7.1294	T20 7.1298 T22
All engines	+alarm switch		7.6311		

				ENGINE
1.6 CVT	Petrol	90	06/06-06/11	G4FC

Engine	Information	S10	T10	T20 - T23	T22 - T25
All engines	COL:black, Conn. nr. 1, spanner size 24, switch press. 0.3 bar	7.0195			
All engines			7.6308		
All engines	Conn. nr. 4, spanner size 14, thread M10x1.25			7.1294	T20
All engines	Conn. nr. 2			7.1300	T20

				ENGINE
2.0 CVT	Petrol	103	06/06-05/10	G4GC

Engine	Information	S10	T10	T20 - T23	T22 - T25
All engines		7.0017	7.6308		

S10	OIL PRESSURE WARNING LIGHT SWITCH	T10	REVERSING LIGHT SWITCH	T20	BRAKE LIGHT SWITCH
T22	SWITCH CLUTCH CONTROL (CRUISE CONTROL)	T23	SWITCH BRAKE ACTUATION (ENGINE TIMING)	T25	SWITCH CLUTCH CONTROL (ENGINE CONTROL)

Vehicle	alim.	kW	Date	Engine	 S10	 T10	 T20 - T23	 T22 - T25
---------	-------	----	------	--------	---	---	--	---

				ENGINE
2.0 CVT	Petrol	103	06/06-05/10	G4GC

Engine	Information	S10	T10	T20 - T23	T22 - T25
All engines	Conn. nr. 4, spanner size 14, thread M10x1.25			7.1294 T20	
All engines	Conn. nr. 2			7.1300 T20	

				ENGINE
2.0 CVT	Petrol	105	06/06-06/11	G4GC

Engine	Information	S10	T10	T20 - T23	T22 - T25
All engines		7.0017			
All engines	-> 01/07/09		7.6308		
All engines	01/07/09 ->		7.6309		
All engines	pole nr. 4			7.1294 T20	
All engines	pole nr. 2			7.1300 T20	

				ENGINE
1.6	Petrol	94	06/11->	G4FG

Engine	Information	S10	T10	T20 - T23	T22 - T25
All engines	COL:black, Conn. nr. 1, spanner size 24, switch press. 0.3 bar	7.0195			
All engines			7.6309		
All engines	Conn. nr. 2, without cable		7.6327		
All engines	-> 01/05/11			7.1294 T20	
All engines	see connection type				7.1289, 7.1297 T22

				ENGINE
1.6	Petrol	96	06/11-12/15	G4FG

Engine	Information	S10	T10	T20 - T23	T22 - T25
All engines	COL:black, Conn. nr. 1, spanner size 24, switch press. 0.3 bar	7.0195			
All engines	Conn. nr. 2, without cable		7.6327		
All engines	Conn. nr. 4, RHD, spanner size 14, thread M10x1.25			7.1294 T20	
All engines	with cable				7.1289 T25
All engines					7.1297 T22

				ENGINE
1.6	Petrol	97	06/11-12/15	G4FG

Engine	Information	S10	T10	T20 - T23	T22 - T25
All engines	COL:black, Conn. nr. 1, spanner size 24, switch press. 0.3 bar	7.0195			
All engines	Conn. nr. 2, without cable		7.6327		
All engines	with cable				7.1289 T25
All engines					7.1297 T22

				ENGINE
1.6 CRDi	Diesel	100	10/15->	D4FB

Engine	Information	S10	T10	T20 - T23	T22 - T25
All engines	Conn. nr. 2, without cable		7.6327		

				ENGINE
1.6 CRDi	Diesel	94	02/11-12/15	D4FB

Engine	Information	S10	T10	T20 - T23	T22 - T25
All engines	COL:black, Conn. nr. 1, spanner size 24, switch press. 0.3 bar	7.0195			
All engines	Conn. nr. 2, without cable		7.6327		
All engines	-> 01/04/11, aut 6 speed, Conn. nr. 4, RHD, spanner size 14, thread M10x1.25			7.1294 T20	
All engines	with cable				7.1289 T25
All engines					7.1297 T22

				ENGINE
1.8	Petrol	110	09/10->	G4NB-B

Engine	Information	S10	T10	T20 - T23	T22 - T25
All engines		7.0195	7.6309		
All engines	-> 01/05/11			7.1294 T20	
All engines	see connection type				7.1289, 7.1297 T22

				ENGINE
2.0	Petrol	112	10/15->	G4NA

Engine	Information	S10	T10	T20 - T23	T22 - T25
All engines	aut 6 speed, COL:black, Conn. nr. 1, spanner size 24, switch press. 0.3 bar	7.0195			

S10	OIL PRESSURE WARNING LIGHT SWITCH	T10	REVERSING LIGHT SWITCH	T20	BRAKE LIGHT SWITCH
T22	SWITCH CLUTCH CONTROL (CRUISE CONTROL)	T23	SWITCH BRAKE ACTUATION (ENGINE TIMING)	T25	SWITCH CLUTCH CONTROL (ENGINE CONTROL)

FUNCTIONS ON THE VEHICLE

Vehicle	alim.	kW	Date	Engine	 S10	 T10	 T20 - T23	 T22 - T25
---------	-------	----	------	--------	---	---	--	---

EQUUS

				ENGINE
5.0 GDi [ExtraEU]	Petrol	311	08/14->	G8BE

Engine	Information	S10	T10	T20 - T23	T22 - T25
All engines	COL:black, Conn. nr. 1, spanner size 24, switch press. 0.3 bar	7.0195			

EQUUS / CENTENNIAL I

				ENGINE
3.5	Petrol	155	10/99-03/09	G6CU

Engine	Information	S10	T10	T20 - T23	T22 - T25
All engines	Conn. nr. 4, spanner size 14, thread M10x1.25			7.1294 T20	
All engines	Conn. nr. 2			7.1300 T20	

				ENGINE
4.5	Petrol	195	10/99-09/03	8A80

Engine	Information	S10	T10	T20 - T23	T22 - T25
All engines		7.0017			
All engines	Conn. nr. 4, spanner size 14, thread M10x1.25			7.1294 T20	
All engines	Conn. nr. 2			7.1300 T20	

EQUUS / CENTENNIAL II

				ENGINE
3.8	Petrol	213	03/09->	G6DA

Engine	Information	S10	T10	T20 - T23	T22 - T25
All engines	COL:black, Conn. nr. 1, spanner size 24, switch press. 0.3 bar	7.0195			
All engines	-> 01/04/10, Conn. nr. 4, spanner size 14, thread M10x1.25			7.1294 T20	

				ENGINE
3.8	Petrol	246	01/13->	--

Engine	Information	S10	T10	T20 - T23	T22 - T25
All engines		7.0195			

				ENGINE
3.8 GDi	Petrol	246	03/09->	G6DJ

Engine	Information	S10	T10	T20 - T23	T22 - T25
All engines	COL:black, Conn. nr. 1, spanner size 24, switch press. 0.3 bar	7.0195			
All engines	-> 01/04/10, Conn. nr. 4, spanner size 14, thread M10x1.25			7.1294 T20	

				ENGINE
4.6 V8	Petrol	269	03/09->	G6AA

Engine	Information	S10	T10	T20 - T23	T22 - T25
All engines	COL:black, Conn. nr. 1, spanner size 24, switch press. 0.3 bar	7.0195			
All engines	Conn. nr. 4, spanner size 14, thread M10x1.25			7.1294 T20	

				ENGINE
4.6 V8	Petrol	274	03/09->	G6AA, G8BA

Engine	Information	S10	T10	T20 - T23	T22 - T25
All engines	COL:black, Conn. nr. 1, spanner size 24, switch press. 0.3 bar	7.0195			
All engines	-> 01/04/10, Conn. nr. 4, no specific info conc. application available, spanner size 14, thread M10x1.25			7.1294 T20	

				ENGINE
5.0 GDi	Petrol	316	03/09->	G8BE

Engine	Information	S10	T10	T20 - T23	T22 - T25
All engines	COL:black, Conn. nr. 1, spanner size 24, switch press. 0.3 bar	7.0195			
All engines	-> 01/04/10, Conn. nr. 4, spanner size 14, thread M10x1.25			7.1294 T20	

EXCEL




				ENGINE
1.3	Petrol	51	09/89-07/91	G4DG

Engine	Information	S10	T10	T20 - T23	T22 - T25
All engines		7.0017		7.1057 T20	7.1167 T22
All engines	12/02/90 ->, FOR:(D), FOR:(EU)		7.6084		

				ENGINE
1.3 i 12V	Petrol	63	09/94-08/99	G4EH

Engine	Information	S10	T10	T20 - T23	T22 - T25
All engines		7.0017	7.6084	7.1169 T20	
All engines	-> 01/02/97				7.1167 T22

S10 OIL PRESSURE WARNING LIGHT SWITCH	T10 REVERSING LIGHT SWITCH	T20 BRAKE LIGHT SWITCH
T22 SWITCH CLUTCH CONTROL (CRUISE CONTROL)	T23 SWITCH BRAKE ACTUATION (ENGINE TIMING)	T25 SWITCH CLUTCH CONTROL (ENGINE CONTROL)

Vehicle	alim.	kW	Date	Engine	 S10	 T10	 T20 - T23	 T22 - T25
---------	-------	----	------	--------	---	---	--	---

				ENGINE
1.5 i 12V	Petrol	65	09/94-08/99	G4EK

Engine	Information	S10	T10	T20 - T23	T22 - T25
All engines		7.0017	7.6084	7.1169 T20	
All engines	-> 01/02/97				7.1167 T22

				ENGINE
1.5 i 16V GT	Petrol	73	10/96-08/99	G4ER

Engine	Information	S10	T10	T20 - T23	T22 - T25
All engines		7.0017	7.6084	7.1169 T20	
All engines	-> 01/02/97				7.1167 T22

GALLOPER

				ENGINE
2.5 Tci D	Diesel	77	08/98-12/03	D4BH

Engine	Information	S10	T10	T20 - T23	T22 - T25
All engines	COL:black, Conn. nr. 1, spanner size 22, switch press. 0.2-0.4 bar	7.0017			
All engines	Conn. nr. 2			7.1169 T20	

				ENGINE
2.5 TD	Diesel	65	08/98-12/03	D4BA, D4BF

Engine	Information	S10	T10	T20 - T23	T22 - T25
All engines	COL:black, Conn. nr. 1, spanner size 22, switch press. 0.2-0.4 bar	7.0017			
Eng. D4BF	no specific info conc. application available, with control switch		7.6316, 7.6322		
All engines	Conn. nr. 2			7.1169 T20	

				ENGINE
2.5 TD intercooler	Diesel	73	08/98-12/03	D4BH

Engine	Information	S10	T10	T20 - T23	T22 - T25
All engines	COL:black, Conn. nr. 1, spanner size 22, switch press. 0.2-0.4 bar	7.0017			
All engines	Conn. nr. 2			7.1169 T20	

				ENGINE
3.0 AWD	Petrol	118	05/99-09/01	G6AT

Engine	Information	S10	T10	T20 - T23	T22 - T25
All engines		7.0017			
All engines	Conn. nr. 2			7.1169 T20	

				ENGINE
3.0 V6	Petrol	104	08/98-12/03	G6AT

Engine	Information	S10	T10	T20 - T23	T22 - T25
All engines		7.0017			
All engines	no specific info conc. application available, with control switch		7.6316, 7.6322		
All engines	Conn. nr. 2			7.1169 T20	

GENESIS

				ENGINE
2.0	Petrol	191	01/13->	G4KF

Engine	Information	S10	T10	T20 - T23	T22 - T25
All engines	COL:black, Conn. nr. 1, spanner size 24, switch press. 0.3 bar	7.0195			
All engines	-> 01/02/13, aut 8 speed, Conn. nr. 4, man 6 speed, spanner size 14, thread M10x1.25			7.1294 T20	
All engines	with cable				7.1289 T22
All engines					7.1297 T25

				ENGINE
2.0 CVT	Petrol	154	06/08-02/14	G4KF





Engine	Information	S10	T10	T20 - T23	T22 - T25
All engines	COL:black, Conn. nr. 1, spanner size 24, switch press. 0.3 bar	7.0195			
All engines	Conn. nr. 4, spanner size 14, thread M10x1.25			7.1294 T20	
All engines	Conn. nr. 2			7.1300 T20	

				ENGINE
2.0 CVT	Petrol	184	02/13-02/14	G4KF

Engine	Information	S10	T10	T20 - T23	T22 - T25
All engines	COL:black, Conn. nr. 1, spanner size 24, switch press. 0.3 bar	7.0195			

S10	OIL PRESSURE WARNING LIGHT SWITCH	T10	REVERSING LIGHT SWITCH	T20	BRAKE LIGHT SWITCH
T22	SWITCH CLUTCH CONTROL (CRUISE CONTROL)	T23	SWITCH BRAKE ACTUATION (ENGINE TIMING)	T25	SWITCH CLUTCH CONTROL (ENGINE CONTROL)

FUNCTIONS ON THE VEHICLE

Vehicle	alim.	kW	Date	Engine	 S10	 T10	 T20 - T23	 T22 - T25
ENGINE								
2.0T	Petrol	157	01/08-12/12	G4KF				
Engine	Information			S10	T10	T20 - T23	T22 - T25	
All engines	COL:black, Conn. nr. 1, spanner size 24, switch press. 0.3 bar			7.0195				
All engines	Conn. nr. 4, spanner size 14, thread M10x1.25					7.1294	T20	
All engines	Conn. nr. 2					7.1300	T20	
All engines							7.1289	T22
ENGINE								
2.0T	Petrol	202	11/11-12/14	G4KF				
Engine	Information			S10	T10	T20 - T23	T22 - T25	
All engines	COL:black, Conn. nr. 1, spanner size 24, switch press. 0.3 bar			7.0195				
All engines	-> 01/02/13, aut 8 speed, Conn. nr. 4, man 6 speed, spanner size 14, thread M10x1.25					7.1294	T20	
All engines	with cable						7.1289	T22
All engines							7.1297	T25
ENGINE								
2.0TCi	Petrol	191	01/11->	--				
Engine	Information			S10	T10	T20 - T23	T22 - T25	
All engines				7.0195		7.1294	T20	
All engines	see connection type						7.1289, 7.1297	T22
ENGINE								
3.8	Petrol	228	09/09->	G6DA				
Engine	Information			S10	T10	T20 - T23	T22 - T25	
All engines				7.0195			7.1289	T22
All engines	pole nr. 4					7.1294	T20	
All engines	pole nr. 2					7.1300	T20	
ENGINE								
3.8 V6	Petrol	213	01/08-12/14	G6DA, G6RB				
Engine	Information			S10	T10	T20 - T23	T22 - T25	
Eng. G6DA				7.0195				
All engines	-> 01/08/13, 01/01/12 ->, Conn. nr. 4, spanner size 14, thread M10x1.25					7.1294	T20	
ENGINE								
3.8 V6	Petrol	223	01/08-02/14	G6DA				
Engine	Information			S10	T10	T20 - T23	T22 - T25	
All engines	COL:black, Conn. nr. 1, spanner size 24, switch press. 0.3 bar			7.0195				
All engines	Conn. nr. 4, spanner size 14, thread M10x1.25					7.1294	T20	
All engines	Conn. nr. 2					7.1300	T20	T22
All engines	with cable						7.1289	T25
ENGINE								
3.8 V6	Petrol	246	01/08-12/14	G6DJ				
Engine	Information			S10	T10	T20 - T23	T22 - T25	
All engines	-> 01/08/13, 01/01/12 ->, Conn. nr. 4, spanner size 14, thread M10x1.25					7.1294	T20	
ENGINE								
3.8 V6	Petrol	255	11/11-12/14	G6DJ				
Engine	Information			S10	T10	T20 - T23	T22 - T25	
All engines	COL:black, Conn. nr. 1, spanner size 24, switch press. 0.3 bar			7.0195				
All engines	-> 01/02/13, aut 8 speed, Conn. nr. 4, man 6 speed, spanner size 14, thread M10x1.25					7.1294	T20	
All engines	with cable						7.1289	T22
All engines							7.1297	T25
ENGINE								
3.8 V6	Petrol	260	04/12->	G6DJ				
Engine	Information			S10	T10	T20 - T23	T22 - T25	
All engines				7.0195		7.1294	T20	
All engines	see connection type						7.1289, 7.1297	T22
GETZ								
ENGINE								
1.1	Petrol	46	09/02-09/05	G4HD				
Engine	Information			S10	T10	T20 - T23	T22 - T25	
All engines	-> 01/02/03			7.0017				

S10	OIL PRESSURE WARNING LIGHT SWITCH	T10	REVERSING LIGHT SWITCH	T20	BRAKE LIGHT SWITCH
T22	SWITCH CLUTCH CONTROL (CRUISE CONTROL)	T23	SWITCH BRAKE ACTUATION (ENGINE TIMING)	T25	SWITCH CLUTCH CONTROL (ENGINE CONTROL)

FUNCTIONS ON THE VEHICLE

Vehicle	alim.	kW	Date	Engine				
					S10	T10	T20 - T23	T22 - T25

GETZ				ENGINE
1.1	Petrol	46	09/02-09/05	G4HD

Engine	Information	S10	T10	T20 - T23	T22 - T25
All engines	01/03/03 ->, COL:black, Conn. nr. 1, spanner size 24, switch press. 0.3 bar	7.0195			
All engines	Conn. nr. 2, without cable		7.6327		
All engines	-> 01/12/05, Conn. nr. 2			7.1169 T20	
All engines					7.1297 T22

GETZ				ENGINE
1.1	Petrol	49	09/05-06/09	G4HD, G4HDE

Engine	Information	S10	T10	T20 - T23	T22 - T25
All engines	COL:black, Conn. nr. 1, spanner size 24, switch press. 0.3 bar	7.0195			
All engines	Conn. nr. 2, without cable		7.6327		
All engines	Conn. nr. 4, pole nr. 4, spanner size 14, thread M10x1.25			7.1294 T20	
Eng. G4HDE	with cable				7.1289 T25
All engines					7.1297 T22

GETZ				ENGINE
1.3	Petrol	61	09/04-06/09	G4EA

Engine	Information	S10	T10	T20 - T23	T22 - T25
All engines		7.0017	7.6327	7.1169 T20	7.1297 T22

GETZ				ENGINE
1.3	Petrol	63	09/03-09/05	G4EA

Engine	Information	S10	T10	T20 - T23	T22 - T25
All engines		7.0017			7.1297 T22
All engines	Conn. nr. 2, without cable		7.6327		
All engines	Conn. nr. 2			7.1169 T20	

GETZ				ENGINE
1.3 i	Petrol	60	09/02-03/04	G4EA

Engine	Information	S10	T10	T20 - T23	T22 - T25
All engines		7.0017			7.1297 T22
All engines	Conn. nr. 2, without cable		7.6327		
All engines	Conn. nr. 2			7.1169 T20	

GETZ				ENGINE
1.4 i	Petrol	71	08/05-12/10	G4EE

Engine	Information	S10	T10	T20 - T23	T22 - T25
All engines		7.0017			7.1297 T22
All engines	Conn. nr. 2, without cable		7.6327		

GETZ				ENGINE
1.5 CRDi	Diesel	60	03/03-09/05	D3EA

Engine	Information	S10	T10	T20 - T23	T22 - T25
All engines	COL:black, Conn. nr. 1, spanner size 24, switch press. 0.3 bar	7.0195			
All engines	Conn. nr. 2			7.1169 T20	
All engines	-> 01/11/04, 01/12/04 ->, Conn. nr. 4, spanner size 14, thread M10x1.25			7.1294 T20	
All engines	-> 01/11/04, Conn. nr. 2			7.1300 T20	
All engines					7.1297 T22

GETZ				ENGINE
1.5 CRDi	Diesel	65	08/05-06/09	D4FA

Engine	Information	S10	T10	T20 - T23	T22 - T25
All engines	COL:black, Conn. nr. 1, spanner size 24, switch press. 0.3 bar	7.0195			
All engines	Conn. nr. 4, spanner size 14, thread M10x1.25			7.1294 T20	
All engines	Conn. nr. 2			7.1300 T20	
All engines	with cable				7.1289 T25
All engines					7.1297 T22

GETZ				ENGINE
1.5 CRDi GLS	Diesel	75	07/04-08/05	D4FA

Engine	Information	S10	T10	T20 - T23	T22 - T25
All engines	COL:black, Conn. nr. 1, spanner size 24, switch press. 0.3 bar	7.0195			
All engines	Conn. nr. 2			7.1169 T20	
All engines	-> 01/11/04, 01/12/04 ->, Conn. nr. 4, spanner size 14, thread M10x1.25			7.1294 T20	
All engines	-> 01/11/04, Conn. nr. 2			7.1300 T20	

S10 OIL PRESSURE WARNING LIGHT SWITCH	T10 REVERSING LIGHT SWITCH	T20 BRAKE LIGHT SWITCH
T22 SWITCH CLUTCH CONTROL (CRUISE CONTROL)	T23 SWITCH BRAKE ACTUATION (ENGINE TIMING)	T25 SWITCH CLUTCH CONTROL (ENGINE CONTROL)

FUNCTIONS ON THE VEHICLE

Vehicle	alim.	kW	Date	Engine	 S10	 T10	 T20 - T23	 T22 - T25
---------	-------	----	------	--------	---	---	--	---

				ENGINE
1.5 CRDi GLS	Diesel	75	07/04-08/05	D4FA

Engine	Information	S10	T10	T20 - T23	T22 - T25
All engines	with cable				7.1289 T25
All engines					7.1297 T22

				ENGINE
1.5 CRDi GLS	Diesel	81	08/05-06/09	D4FA

Engine	Information	S10	T10	T20 - T23	T22 - T25
All engines	COL:black, Conn. nr. 1, spanner size 24, switch press. 0.3 bar	7.0195			
All engines	Conn. nr. 4, spanner size 14, thread M10x1.25			7.1294 T20	
All engines	Conn. nr. 2			7.1300 T20	
All engines	with cable				7.1289 T25
All engines					7.1297 T22

				ENGINE
1.6	Petrol	77	09/02-09/05	G4ED, G4ED-G

Engine	Information	S10	T10	T20 - T23	T22 - T25
All engines		7.0017			7.1297 T22
All engines	Conn. nr. 2, without cable		7.6327		
All engines	Conn. nr. 2			7.1169 T20	

				ENGINE
1.6	Petrol	78	06/05-12/06	G4ED, G4ED-G

Engine	Information	S10	T10	T20 - T23	T22 - T25
All engines		7.0017			
All engines	Conn. nr. 2, without cable		7.6327		
Eng. G4ED	aut., Conn. nr. 2			7.1169 T20	
All engines	Conn. nr. 4, pole nr. 4, spanner size 14, thread M10x1.25			7.1294 T20	
Eng. G4ED	with cable				7.1289 T22
Eng. G4ED-G					7.1297 T22
Eng. G4ED					7.1297 T25

GRAND SANTA FE

				ENGINE
2.2 CRDi	Diesel	145	06/13->	D4HB

Engine	Information	S10	T10	T20 - T23	T22 - T25
All engines	COL:black, Conn. nr. 1, spanner size 24, switch press. 0.3 bar	7.0195			

				ENGINE
2.2 CRDi Trazione integrale	Diesel	147	10/15->	D4HB

Engine	Information	S10	T10	T20 - T23	T22 - T25
All engines	COL:black, Conn. nr. 1, spanner size 24, switch press. 0.3 bar	7.0195			

				ENGINE
3.0 GDi	Petrol	183	07/13->	G6DG

Engine	Information	S10	T10	T20 - T23	T22 - T25
All engines	COL:black, Conn. nr. 1, spanner size 24, switch press. 0.3 bar	7.0195			

				ENGINE
3.3	Petrol	183	01/14->	G6DF

Engine	Information	S10	T10	T20 - T23	T22 - T25
All engines	COL:black, Conn. nr. 1, spanner size 24, switch press. 0.3 bar	7.0195			

				ENGINE
3.3 Trazione integrale	Petrol	199	02/14->	G6DF

Engine	Information	S10	T10	T20 - T23	T22 - T25
All engines	COL:black, Conn. nr. 1, spanner size 24, switch press. 0.3 bar	7.0195			





GRANDEUR

				ENGINE
2.2 CRDi	Diesel	110	06/06-12/11	D4EB

Engine	Information	S10	T10	T20 - T23	T22 - T25
All engines	COL:black, Conn. nr. 1, spanner size 24, switch press. 0.3 bar	7.0195			
All engines	Conn. nr. 4, spanner size 14, thread M10x1.25			7.1294 T20	
All engines	Conn. nr. 2			7.1300 T20	



S10 OIL PRESSURE WARNING LIGHT SWITCH	T10 REVERSING LIGHT SWITCH	T20 BRAKE LIGHT SWITCH
T22 SWITCH CLUTCH CONTROL (CRUISE CONTROL)	T23 SWITCH BRAKE ACTUATION (ENGINE TIMING)	T25 SWITCH CLUTCH CONTROL (ENGINE CONTROL)

FUNCTIONS ON THE VEHICLE

Vehicle	alim.	kW	Date	Engine	 S10	 T10	 T20 - T23	 T22 - T25
ENGINE								
2.2 CRDi	Diesel	114	06/06-10/10	D4EB				
Engine	Information				S10	T10	T20 - T23	T22 - T25
All engines	COL:black, Conn. nr. 1, spanner size 24, switch press. 0.3 bar				7.0195			
All engines	Conn. nr. 4, spanner size 14, thread M10x1.25						7.1294 T20	
All engines	Conn. nr. 2						7.1300 T20	
ENGINE								
2.4	Petrol	132	07/11->	G4KC, G4KE				
Engine	Information				S10	T10	T20 - T23	T22 - T25
All engines	COL:black, Conn. nr. 1, spanner size 24, switch press. 0.3 bar				7.0195			
ENGINE								
2.4 16V	Petrol	148	01/11->	G4KC				
Engine	Information				S10	T10	T20 - T23	T22 - T25
All engines	COL:black, Conn. nr. 1, spanner size 24, switch press. 0.3 bar				7.0195			
ENGINE								
2.7	Petrol	141	05/06-10/10	G6BA				
Engine	Information				S10	T10	T20 - T23	T22 - T25
All engines	COL:black, Conn. nr. 1, spanner size 24, switch press. 0.3 bar				7.0195			
All engines	Conn. nr. 4, spanner size 14, thread M10x1.25						7.1294 T20	
All engines	Conn. nr. 2						7.1300 T20	
ENGINE								
3.0	Petrol	184	07/11->	G6DE, G6DG				
Engine	Information				S10	T10	T20 - T23	T22 - T25
All engines	COL:black, Conn. nr. 1, spanner size 24, switch press. 0.3 bar				7.0195			
ENGINE								
3.3	Petrol	173	04/05-12/10	G6DB				
Engine	Information				S10	T10	T20 - T23	T22 - T25
All engines	COL:black, Conn. nr. 1, spanner size 24, switch press. 0.3 bar				7.0195			
All engines	Conn. nr. 4, spanner size 14, thread M10x1.25						7.1294 T20	
All engines	Conn. nr. 2						7.1300 T20	
ENGINE								
3.3	Petrol	191	11/10-12/11	G6DB				
Engine	Information				S10	T10	T20 - T23	T22 - T25
All engines	COL:black, Conn. nr. 1, spanner size 24, switch press. 0.3 bar				7.0195			
All engines	Conn. nr. 4, spanner size 14, thread M10x1.25						7.1294 T20	
H-1 I								
ENGINE								
2.4	Petrol	101	02/03-04/04	G4JS				
Engine	Information				S10	T10	T20 - T23	T22 - T25
All engines					7.0017			
All engines	Conn. nr. 2						7.1169 T20	
All engines	-> 25/03/03							7.1167 T22
ENGINE								
2.4	Petrol	107	11/01-04/04	G4JS				
Engine	Information				S10	T10	T20 - T23	T22 - T25
All engines	-> 01/12/04, -> 11/06/03				7.0017			
All engines	01/01/05 ->, 11/06/03 ->, COL:black, Conn. nr. 1, spanner size 24, switch press. 0.3 bar				7.0195			
All engines	-> 21/11/05, Conn. nr. 2, pole nr. 2						7.1169 T20	
All engines	pole nr. 4						7.1294 T20	
All engines	21/11/05 ->, pole nr. 2						7.1300 T20	
All engines	-> 25/03/03							7.1167 T22
ENGINE								
2.4	Petrol	82	06/97-04/04	G4CS, G4CS24L				
Engine	Information				S10	T10	T20 - T23	T22 - T25
All engines					7.0017			
All engines	-> 01/04/99, Conn. nr. 2, spanner size 14, thread M10x1.25						7.1057 T20	
All engines	01/05/99 ->, Conn. nr. 2						7.1169 T20	
Eng. G4CS								7.1167 T22

S10 OIL PRESSURE WARNING LIGHT SWITCH	T10 REVERSING LIGHT SWITCH	T20 BRAKE LIGHT SWITCH
T22 SWITCH CLUTCH CONTROL (CRUISE CONTROL)	T23 SWITCH BRAKE ACTUATION (ENGINE TIMING)	T25 SWITCH CLUTCH CONTROL (ENGINE CONTROL)

FUNCTIONS ON THE VEHICLE

Vehicle	alim.	kW	Date	Engine	 S10	 T10	 T20 - T23	 T22 - T25
---------	-------	----	------	--------	---	---	--	---

2.4				ENGINE
Petrol	84	10/97-08/00	G4CS24L	

Engine	Information	S10	T10	T20 - T23	T22 - T25
All engines		7.0017			
All engines	-> 01/04/99, Conn. nr. 2, spanner size 14, thread M10x1.25			7.1057 T20	
All engines	01/05/99 ->, Conn. nr. 2			7.1169 T20	

2.4				ENGINE
Petrol	99	06/01-04/04	G4JS	

Engine	Information	S10	T10	T20 - T23	T22 - T25
All engines		7.0017			
All engines	Conn. nr. 2			7.1169 T20	
All engines	-> 01/03/03				7.1167 T22

2.4 [ExtraEU]				ENGINE
Petrol	107	11/01-08/07	G4JS	

Engine	Information	S10	T10	T20 - T23	T22 - T25
All engines	-> 01/12/04	7.0017			
All engines	01/01/05 ->, COL:black, Conn. nr. 1, spanner size 24, switch press. 0.3 bar	7.0195			
All engines	Conn. nr. 2			7.1169 T20	

2.4 4WD				ENGINE
Petrol	82	02/98-04/04	G4CS	

Engine	Information	S10	T10	T20 - T23	T22 - T25
All engines					7.1167 T22

2.4 CVT				ENGINE
Petrol	127	01/10->	G4KC	

Engine	Information	S10	T10	T20 - T23	T22 - T25
All engines	COL:black, Conn. nr. 1, spanner size 24, switch press. 0.3 bar	7.0195			
All engines	Conn. nr. 2, without cable		7.6327		
All engines	Conn. nr. 4, spanner size 14, thread M10x1.25			7.1294 T20	
All engines	Conn. nr. 2			7.1300 T20	
All engines	with cable				7.1289 T22

2.5 CRDi				ENGINE
Diesel	103	12/02->	D4BE, D4CB, D4CBV	

Engine	Information	S10	T10	T20 - T23	T22 - T25
All engines	-> 01/06/03	7.0017			
All engines	01/07/03 ->, COL:black, Conn. nr. 1, spanner size 24, switch press. 0.3 bar	7.0195			
All engines	Conn. nr. 2, without cable		7.6327		
All engines	-> 01/09/06, 01/10/06 ->, Conn. nr. 4, spanner size 14, thread M10x1.25			7.1294 T20	
Eng. D4CB	01/10/06 ->, Conn. nr. 2			7.1300 T20	
Eng. D4CB					7.1297 T22

2.5 CRDi				ENGINE
Diesel	120	12/02-04/04	D4CB	





Engine	Information	S10	T10	T20 - T23	T22 - T25
All engines	-> 01/05/03	7.0017			
All engines	01/06/03 ->, COL:black, Conn. nr. 1, spanner size 24, switch press. 0.3 bar	7.0195			
All engines	Conn. nr. 2, without cable		7.6327		
All engines	Conn. nr. 4, spanner size 14, thread M10x1.25			7.1294 T20	
All engines					7.1297 T22

2.5 CRDi				ENGINE
Diesel	81	07/01-12/07	D4CB	

Engine	Information	S10	T10	T20 - T23	T22 - T25
All engines	-> 01/05/03	7.0017			
All engines	01/06/03 ->, COL:black, Conn. nr. 1, spanner size 24, switch press. 0.3 bar	7.0195			
All engines	Conn. nr. 2, without cable		7.6327		
All engines	Conn. nr. 4, spanner size 14, thread M10x1.25			7.1294 T20	
All engines	Conn. nr. 2			7.1300 T20	
All engines					7.1294, 7.1297 T22, T25

S10 OIL PRESSURE WARNING LIGHT SWITCH	T10 REVERSING LIGHT SWITCH	T20 BRAKE LIGHT SWITCH
T22 SWITCH CLUTCH CONTROL (CRUISE CONTROL)	T23 SWITCH BRAKE ACTUATION (ENGINE TIMING)	T25 SWITCH CLUTCH CONTROL (ENGINE CONTROL)

FUNCTIONS ON THE VEHICLE

Vehicle	alim.	kW	Date	Engine	 S10	 T10	 T20 - T23	 T22 - T25
---------	-------	----	------	--------	---	---	--	---

ENGINE				
2.5 CRDi 4WD	Diesel	103	12/02-04/04	D4CB

Engine	Information	S10	T10	T20 - T23	T22 - T25
All engines	-> 01/06/03	7.0017			
All engines	01/07/03 ->, COL:black, Conn. nr. 1, spanner size 24, switch press. 0.3 bar	7.0195			
All engines	Conn. nr. 2, without cable		7.6327		
All engines	-> 01/09/06, 01/10/06 ->, Conn. nr. 4, spanner size 14, thread M10x1.25			7.1294 T20	
All engines	01/10/06 ->, Conn. nr. 2			7.1300 T20	
All engines	-> 25/03/03				7.1167 T22

ENGINE				
2.5 CRDi 4x4	Diesel	103	12/02->	D4CB

Engine	Information	S10	T10	T20 - T23	T22 - T25
All engines	-> 11/06/03	7.0017			
All engines	11/06/03 ->	7.0195			
All engines			7.6309		
All engines	-> 21/11/05, pole nr. 2			7.1169 T20	
All engines	pole nr. 4			7.1294 T20	
All engines	21/11/05 ->, pole nr. 2			7.1300 T20	
All engines	-> 25/03/03				7.1167 T22

ENGINE				
2.5 D	Diesel	57	10/97-04/04	D4BF, D4BH

Engine	Information	S10	T10	T20 - T23	T22 - T25
All engines		7.0017			
All engines	-> 01/04/99, Conn. nr. 2, spanner size 14, thread M10x1.25			7.1057 T20	
All engines	01/05/99 ->, Conn. nr. 2			7.1169 T20	
Eng. D4BF					7.1167 T22

ENGINE				
2.5 D	Diesel	73	06/00-10/06	D4BH

Engine	Information	S10	T10	T20 - T23	T22 - T25
All engines	-> 01/11/03, COL:black, Conn. nr. 1, spanner size 22, switch press. 0.2-0.4 bar	7.0017			
All engines	01/12/03 ->, COL:black, Conn. nr. 1, spanner size 24, switch press. 0.3 bar	7.0195			
All engines	Conn. nr. 2			7.1169 T20	
All engines	-> 25/03/03				7.1167 T22

ENGINE				
2.5 Tci	Diesel	73	10/97-12/07	D4BH

Engine	Information	S10	T10	T20 - T23	T22 - T25
All engines	COL:black, Conn. nr. 1, spanner size 22, switch press. 0.2-0.4 bar	7.0017			
All engines	Conn. nr. 2			7.1169 T20	
All engines	-> 25/03/03				7.1167 T22

ENGINE				
2.5 Tci	Diesel	74	05/04-12/07	D4BH

Engine	Information	S10	T10	T20 - T23	T22 - T25
All engines	-> 01/11/03, COL:black, Conn. nr. 1, spanner size 22, switch press. 0.2-0.4 bar	7.0017			
All engines	01/12/03 ->, COL:black, Conn. nr. 1, spanner size 24, switch press. 0.3 bar	7.0195			
All engines	Conn. nr. 2			7.1169 T20	
All engines	-> 25/03/03				7.1167 T22





ENGINE				
2.5 TD	Diesel	59	06/97-04/04	D4BF

Engine	Information	S10	T10	T20 - T23	T22 - T25
All engines		7.0017			7.1167 T22
All engines	-> 01/03/99, -> 01/04/99, Conn. nr. 2, spanner size 14, thread M10x1.25			7.1057 T20	
All engines	01/04/99 ->, 01/05/99 ->, Conn. nr. 2			7.1169 T20	

ENGINE				
2.5 TD	Diesel	62	10/97-04/04	D4BF

Engine	Information	S10	T10	T20 - T23	T22 - T25
All engines		7.0017		7.1169 T20	7.1167 T22

S10 OIL PRESSURE WARNING LIGHT SWITCH	T10 REVERSING LIGHT SWITCH	T20 BRAKE LIGHT SWITCH
T22 SWITCH CLUTCH CONTROL (CRUISE CONTROL)	T23 SWITCH BRAKE ACTUATION (ENGINE TIMING)	T25 SWITCH CLUTCH CONTROL (ENGINE CONTROL)

Vehicle	alim.	kW	Date	Engine	FUNCTIONS ON THE VEHICLE			
					 S10	 T10	 T20 - T23	 T22 - T25

ENGINE				
2.5 TD	Diesel	73	10/99-10/06	D4BH

Engine	Information	S10	T10	T20 - T23	T22 - T25
All engines	-> 01/06/01, -> 01/10/03, 01/07/01 ->, COL:black, Conn. nr. 1, spanner size 22, switch press. 0.2-0.4 bar	7.0017			
All engines	01/11/03 ->, COL:black, Conn. nr. 1, spanner size 24, switch press. 0.3 bar	7.0195			
All engines	Conn. nr. 2			7.1169 T20	
All engines					7.1167 T22

ENGINE				
2.5 TD	Diesel	74	10/01-08/07	D4BH

Engine	Information	S10	T10	T20 - T23	T22 - T25
All engines	-> 01/11/03, -> 03/11/03, COL:black, Conn. nr. 1, spanner size 22, switch press. 0.2-0.4 bar	7.0017			
All engines	01/12/03 ->, 03/11/03 ->, COL:black, Conn. nr. 1, spanner size 24, switch press. 0.3 bar	7.0195			
All engines	+alarm switch		7.6318		
All engines	Conn. nr. 2			7.1169 T20	
All engines	-> 25/03/03				7.1167 T22

ENGINE				
2.5 TD 4WD	Diesel	73	03/01-04/04	D4BH

Engine	Information	S10	T10	T20 - T23	T22 - T25
All engines	-> 01/10/03, COL:black, Conn. nr. 1, spanner size 22, switch press. 0.2-0.4 bar	7.0017			
All engines	01/11/03 ->, COL:black, Conn. nr. 1, spanner size 24, switch press. 0.3 bar	7.0195			
All engines	Conn. nr. 2			7.1169 T20	
All engines					7.1297 T22

ENGINE				
2.5 TD 4WD	Diesel	74	11/01-04/04	D4BH

Engine	Information	S10	T10	T20 - T23	T22 - T25
All engines	COL:black, Conn. nr. 1, spanner size 24, switch press. 0.3 bar	7.0195			
All engines	Conn. nr. 2, without cable		7.6327		
All engines	Conn. nr. 2			7.1169 T20	
All engines	-> 25/03/03				7.1167 T22

ENGINE				
2.5 TDiC	Diesel	59	02/98-04/04	D4BF

Engine	Information	S10	T10	T20 - T23	T22 - T25
All engines		7.0017			7.1167 T22
All engines	-> 01/04/99, Conn. nr. 2, spanner size 14, thread M10x1.25			7.1057 T20	
All engines	01/05/99 ->, Conn. nr. 2			7.1169 T20	

ENGINE				
2.6 CRDi	Diesel	79	10/97-12/07	D4BB

Engine	Information	S10	T10	T20 - T23	T22 - T25
All engines		7.0017			
All engines	-> 01/04/99, Conn. nr. 2, spanner size 14, thread M10x1.25			7.1057 T20	
All engines	01/05/99 ->, Conn. nr. 2			7.1169 T20	





ENGINE				
2.6 TDiC	Diesel	63	10/97-04/04	D4BB

Engine	Information	S10	T10	T20 - T23	T22 - T25
All engines		7.0017			
All engines	-> 01/03/99, -> 01/04/99, Conn. nr. 2, spanner size 14, thread M10x1.25			7.1057 T20	
All engines	01/04/99 ->, 01/05/99 ->, Conn. nr. 2			7.1169 T20	

H-1 II				
ENGINE				
2.4	Petrol	101	02/08->	G4CS24L

Engine	Information	S10	T10	T20 - T23	T22 - T25
All engines	COL:black, Conn. nr. 1, spanner size 24, switch press. 0.3 bar	7.0195			
All engines	Conn. nr. 2, without cable		7.6327		
All engines	Conn. nr. 4, spanner size 14, thread M10x1.25			7.1294 T20	
All engines	Conn. nr. 2			7.1300 T20	
All engines	with cable				7.1289 T22

S10 OIL PRESSURE WARNING LIGHT SWITCH	T10 REVERSING LIGHT SWITCH	T20 BRAKE LIGHT SWITCH
T22 SWITCH CLUTCH CONTROL (CRUISE CONTROL)	T23 SWITCH BRAKE ACTUATION (ENGINE TIMING)	T25 SWITCH CLUTCH CONTROL (ENGINE CONTROL)

Vehicle	alim.	kW	Date	Engine	 S10	 T10	 T20 - T23	 T22 - T25
---------	-------	----	------	--------	---	---	--	---

ENGINE				
2.4	Petrol	128	01/10->	G4KC

Engine	Information	S10	T10	T20 - T23	T22 - T25
All engines	COL:black, Conn. nr. 1, spanner size 24, switch press. 0.3 bar	7.0195			
All engines	Conn. nr. 2, without cable		7.6327		
All engines	Conn. nr. 4, spanner size 14, thread M10x1.25			7.1294 T20	
All engines	Conn. nr. 2			7.1300 T20	
All engines	with cable				7.1289 T22

ENGINE				
2.4	Petrol	129	02/08->	--

Engine	Information	S10	T10	T20 - T23	T22 - T25
All engines		7.0195	7.6309		7.1289 T22
All engines	pole nr. 4			7.1294 T20	
All engines	pole nr. 2			7.1300 T20	

ENGINE				
2.4 i	Petrol	129	02/08->	G4KC

Engine	Information	S10	T10	T20 - T23	T22 - T25
All engines	COL:black, Conn. nr. 1, spanner size 24, switch press. 0.3 bar	7.0195			
All engines	Conn. nr. 2, without cable		7.6327		
All engines	Conn. nr. 4, spanner size 14, thread M10x1.25			7.1294 T20	
All engines	Conn. nr. 2			7.1300 T20	

ENGINE				
2.5 CRDi	Diesel	100	07/08->	D4CB, D4CB-W

Engine	Information	S10	T10	T20 - T23	T22 - T25
All engines	COL:black, Conn. nr. 1, spanner size 24, switch press. 0.3 bar	7.0195			
Eng. D4CB-W	without cable		7.6309		
Eng. D4CB-W	with cable		7.6318		
Eng. D4CB	Conn. nr. 2, without cable		7.6327		
All engines	Conn. nr. 4, spanner size 14, thread M10x1.25			7.1294 T20	
Eng. D4CB	Conn. nr. 2			7.1300 T20	
All engines	see connection type				7.1289, 7.1297 T22

ENGINE				
2.5 CRDi	Diesel	120	02/08->	D4CB, D4CB-L

Engine	Information	S10	T10	T20 - T23	T22 - T25
All engines	COL:black, Conn. nr. 1, spanner size 24, switch press. 0.3 bar	7.0195			
Eng. D4CB-L	without cable		7.6309		
Eng. D4CB-L	with cable		7.6318		
Eng. D4CB	Conn. nr. 2, without cable		7.6327		
All engines	Conn. nr. 4, spanner size 14, thread M10x1.25			7.1294 T20	
Eng. D4CB	Conn. nr. 2			7.1300 T20	
All engines	see connection type				7.1289, 7.1297 T22

ENGINE				
2.5 CRDi	Diesel	125	02/08->	D4CB



Engine	Information	S10	T10	T20 - T23	T22 - T25
All engines	COL:black, Conn. nr. 1, spanner size 24, switch press. 0.3 bar	7.0195			
All engines	Conn. nr. 2, without cable		7.6327		
All engines	Conn. nr. 4, spanner size 14, thread M10x1.25			7.1294 T20	
All engines	Conn. nr. 2			7.1300 T20	
All engines	see connection type, with cable				7.1289 T22
All engines	see connection type				7.1297 T22
All engines					7.1297 T25

ENGINE				
2.5 CRDi	Diesel	81	02/08->	D4CB

Engine	Information	S10	T10	T20 - T23	T22 - T25
All engines	COL:black, Conn. nr. 1, spanner size 24, switch press. 0.3 bar	7.0195			
All engines	Conn. nr. 2, without cable		7.6327		
All engines	Conn. nr. 4, spanner size 14, thread M10x1.25			7.1294 T20	
All engines	Conn. nr. 2			7.1300 T20	
All engines	see connection type, with cable				7.1289 T22
All engines	see connection type				7.1297 T22

S10 OIL PRESSURE WARNING LIGHT SWITCH	T10 REVERSING LIGHT SWITCH	T20 BRAKE LIGHT SWITCH
T22 SWITCH CLUTCH CONTROL (CRUISE CONTROL)	T23 SWITCH BRAKE ACTUATION (ENGINE TIMING)	T25 SWITCH CLUTCH CONTROL (ENGINE CONTROL)

FUNCTIONS ON THE VEHICLE

Vehicle	alim.	kW	Date	Engine	 S10	 T10	 T20 - T23	 T22 - T25
---------	-------	----	------	--------	---	---	--	---

				ENGINE
2.5 CRDi	Diesel	81	02/08->	D4CB

Engine	Information	S10	T10	T20 - T23	T22 - T25
All engines					7.1297 T25

				ENGINE
2.5 CRDi	Diesel	85	01/09->	D4CB

Engine	Information	S10	T10	T20 - T23	T22 - T25
All engines	COL:black, Conn. nr. 1, spanner size 24, switch press. 0.3 bar	7.0195			
All engines	Conn. nr. 2, without cable		7.6327		
All engines	Conn. nr. 4, spanner size 14, thread M10x1.25			7.1294 T20	
All engines	Conn. nr. 2			7.1300 T20	
All engines	with cable				7.1289 T22
All engines					7.1297 T25

				ENGINE
2.5 CRDi	Diesel	94	01/09->	D4CB

Engine	Information	S10	T10	T20 - T23	T22 - T25
All engines		7.0195		7.1294 T20	
All engines	without cable		7.6309		
All engines	with cable		7.6318		
All engines	see connection type				7.1289, 7.1297 T22

H100				
				ENGINE

2.4	Petrol	82	10/97-12/04	G4CS
-----	--------	----	-------------	------

Engine	Information	S10	T10	T20 - T23	T22 - T25
All engines		7.0017			
All engines	-> 15/03/96			7.1022 T20	
All engines	19/04/99 ->			7.1169 T20	

2.4	Petrol	84	05/96-03/00	G4CS
-----	--------	----	-------------	------

Engine	Information	S10	T10	T20 - T23	T22 - T25
All engines		7.0017			
All engines	-> 15/03/96			7.1022 T20	
All engines	19/04/99 ->			7.1169 T20	

				ENGINE
2.4	Petrol	90	07/93-03/00	G4CS

Engine	Information	S10	T10	T20 - T23	T22 - T25
All engines		7.0017			
All engines	-> 15/03/96			7.1022 T20	
All engines	19/04/99 ->			7.1169 T20	

				ENGINE
2.5 CRDi	Diesel	96	01/04->	D4CB

Engine	Information	S10	T10	T20 - T23	T22 - T25
All engines	COL:black, Conn. nr. 1, spanner size 24, switch press. 0.3 bar	7.0195			
All engines	without cable		7.6309		
All engines	with cable		7.6318		
All engines	Conn. nr. 2, without cable		7.6327		
All engines	Conn. nr. 4, pole nr. 4, spanner size 14, thread M10x1.25			7.1294 T20	
All engines	pole nr. 2			7.1300 T20	



				ENGINE
2.5 D	Diesel	55	07/93-12/94	D4BA, D4BX

Engine	Information	S10	T10	T20 - T23	T22 - T25
All engines		7.0017			
All engines	-> 15/03/96			7.1022 T20	
All engines	19/04/99 ->			7.1169 T20	

				ENGINE
2.5 D	Diesel	57	07/93-10/01	D4BA

Engine	Information	S10	T10	T20 - T23	T22 - T25
All engines		7.0017			
All engines	-> 01/06/96, -> 15/03/96, Conn. nr. 4			7.1022 T20	
All engines	19/04/99 ->			7.1169 T20	

S10 OIL PRESSURE WARNING LIGHT SWITCH	T10 REVERSING LIGHT SWITCH	T20 BRAKE LIGHT SWITCH
T22 SWITCH CLUTCH CONTROL (CRUISE CONTROL)	T23 SWITCH BRAKE ACTUATION (ENGINE TIMING)	T25 SWITCH CLUTCH CONTROL (ENGINE CONTROL)

Vehicle	alim.	kW	Date	Engine	 S10	 T10	 T20 - T23	 T22 - T25
---------	-------	----	------	--------	---	---	--	---

				ENGINE
2.5 D	Diesel	59	05/96-12/97	D4BF

Engine	Information	S10	T10	T20 - T23	T22 - T25
All engines		7.0017			
All engines	-> 01/07/96, Conn. nr. 4			7.1022	T20
All engines	Conn. nr. 2			7.1169	T20

				ENGINE
2.5 TCI	Diesel	71	01/04->	--

Engine	Information	S10	T10	T20 - T23	T22 - T25
All engines		7.0195			
All engines	without cable		7.6309		
All engines	with cable		7.6318		
All engines	pole nr. 4			7.1294	T20
All engines	pole nr. 2			7.1300	T20

				ENGINE
2.5 TD	Diesel	59	07/93-03/00	D4BF

Engine	Information	S10	T10	T20 - T23	T22 - T25
All engines	-> 03/11/03	7.0017			
All engines	03/11/03 ->	7.0195			
All engines	+alarm switch, 07/09/01 ->		7.6318		
All engines	-> 15/03/96			7.1022	T20
All engines	19/04/99 ->			7.1169	T20

				ENGINE
2.5 TD	Diesel	74	11/06->	4D56T

Engine	Information	S10	T10	T20 - T23	T22 - T25
All engines	COL:black, Conn. nr. 1, spanner size 24, switch press. 0.3 bar	7.0195			
All engines	Conn. nr. 4, spanner size 14, thread M10x1.25			7.1294	T20
All engines	Conn. nr. 2			7.1300	T20

				ENGINE
2.5 TD	Diesel	92	01/10->	D4DF

Engine	Information	S10	T10	T20 - T23	T22 - T25
All engines	COL:black, Conn. nr. 1, spanner size 24, switch press. 0.3 bar	7.0195			
All engines	Conn. nr. 2, without cable		7.6327		
All engines	Conn. nr. 4, spanner size 14, thread M10x1.25			7.1294	T20

				ENGINE
2.5 TDCi	Diesel	73	08/03-10/06	D4BH

Engine	Information	S10	T10	T20 - T23	T22 - T25
All engines	COL:black, Conn. nr. 1, spanner size 24, switch press. 0.3 bar	7.0195			
All engines	Conn. nr. 2			7.1169, 7.1300	T20
All engines	Conn. nr. 4, spanner size 14, thread M10x1.25			7.1294	T20

				ENGINE
2.5 TDiC	Diesel	59	06/98-10/03	D4BF

Engine	Information	S10	T10	T20 - T23	T22 - T25
All engines	-> 03/11/03	7.0017			
All engines	03/11/03 ->	7.0195			
All engines	+alarm switch, 07/09/01 ->		7.6318		
All engines	-> 15/03/96			7.1022	T20
All engines	19/04/99 ->			7.1169	T20

				ENGINE
2.6 TD	Diesel	66	11/06->	T2

Engine	Information	S10	T10	T20 - T23	T22 - T25
All engines	COL:black, Conn. nr. 1, spanner size 24, switch press. 0.3 bar	7.0195			
All engines	Conn. nr. 4, spanner size 14, thread M10x1.25			7.1294	T20
All engines	Conn. nr. 2			7.1300	T20

				ENGINE
2.6 TD [ExtraEU]	Diesel	63	04/96-12/98	D4BB

Engine	Information	S10	T10	T20 - T23	T22 - T25
All engines		7.0017			
All engines	-> 01/07/96, Conn. nr. 4			7.1022	T20
All engines	Conn. nr. 2			7.1169	T20

S10 OIL PRESSURE WARNING LIGHT SWITCH	T10 REVERSING LIGHT SWITCH	T20 BRAKE LIGHT SWITCH
T22 SWITCH CLUTCH CONTROL (CRUISE CONTROL)	T23 SWITCH BRAKE ACTUATION (ENGINE TIMING)	T25 SWITCH CLUTCH CONTROL (ENGINE CONTROL)

FUNCTIONS ON THE VEHICLE

Vehicle	alim.	kW	Date	Engine	 S10	 T10	 T20 - T23	 T22 - T25
---------	-------	----	------	--------	---	---	--	---

H200

2.4	Petrol	82	10/98-07/03	ENGINE G4CS
-----	--------	----	-------------	----------------

Engine	Information	S10	T10	T20 - T23	T22 - T25
All engines		7.0017			
All engines	-> 01/04/99, Conn. nr. 2, spanner size 14, thread M10x1.25			7.1057 T20	
All engines	01/05/99 ->, Conn. nr. 2			7.1169 T20	

2.4	Petrol	84	09/00-10/06	ENGINE G4CS
-----	--------	----	-------------	----------------

Engine	Information	S10	T10	T20 - T23	T22 - T25
All engines	-> 01/08/04	7.0017			
All engines	01/09/04 ->, COL:black, Conn. nr. 1, spanner size 24, switch press. 0.3 bar	7.0195			
All engines	Conn. nr. 2			7.1169 T20	

2.4	Petrol	99	06/01-04/04	ENGINE G4JS
-----	--------	----	-------------	----------------

Engine	Information	S10	T10	T20 - T23	T22 - T25
All engines		7.0017			
All engines	Conn. nr. 2			7.1169 T20	

2.5 CRDi	Diesel	103	02/03-04/04	ENGINE D4CB
----------	--------	-----	-------------	----------------

Engine	Information	S10	T10	T20 - T23	T22 - T25
All engines	Conn. nr. 2, without cable		7.6327		
All engines	Conn. nr. 4, spanner size 14, thread M10x1.25			7.1294 T20	
All engines					7.1297 T22

2.5 TD	Diesel	57	10/97-07/01	ENGINE D4BF
--------	--------	----	-------------	----------------

Engine	Information	S10	T10	T20 - T23	T22 - T25
All engines		7.0017			
All engines	-> 01/04/99, Conn. nr. 2, spanner size 14, thread M10x1.25			7.1057 T20	
All engines	01/05/99 ->, Conn. nr. 2			7.1169 T20	

2.5 TDCi	Diesel	73	10/97-10/05	ENGINE D4BH
----------	--------	----	-------------	----------------

Engine	Information	S10	T10	T20 - T23	T22 - T25
All engines	-> 01/07/01, -> 01/11/03, 01/08/01 ->, COL:black, Conn. nr. 1, spanner size 22, switch press. 0.2-0.4 bar	7.0017			
All engines	01/12/03 ->, COL:black, Conn. nr. 1, spanner size 24, switch press. 0.3 bar	7.0195			
All engines	Conn. nr. 2			7.1169 T20	

H300

2.5 CRDi	Diesel	100	09/07->	ENGINE D4CB
----------	--------	-----	---------	----------------

Engine	Information	S10	T10	T20 - T23	T22 - T25
All engines	COL:black, Conn. nr. 1, spanner size 24, switch press. 0.3 bar	7.0195			
All engines	Conn. nr. 2, without cable		7.6327		
All engines	Conn. nr. 4, spanner size 14, thread M10x1.25			7.1294 T20	
All engines	Conn. nr. 2			7.1300 T20	

2.5 CRDi	Diesel	125	09/07-12/12	ENGINE D4CB
----------	--------	-----	-------------	----------------

Engine	Information	S10	T10	T20 - T23	T22 - T25
All engines	COL:black, Conn. nr. 1, spanner size 24, switch press. 0.3 bar	7.0195			
All engines	Conn. nr. 2, without cable		7.6327		
All engines	Conn. nr. 4, spanner size 14, thread M10x1.25			7.1294 T20	
All engines	Conn. nr. 2			7.1300 T20	

2.5 CRDi	Diesel	85	08/11-12/12	ENGINE D4CB
----------	--------	----	-------------	----------------

Engine	Information	S10	T10	T20 - T23	T22 - T25
All engines	COL:black, Conn. nr. 1, spanner size 24, switch press. 0.3 bar	7.0195			
All engines	Conn. nr. 2, without cable		7.6327		
All engines	Conn. nr. 4, spanner size 14, thread M10x1.25			7.1294 T20	
All engines	Conn. nr. 2			7.1300 T20	

S10 OIL PRESSURE WARNING LIGHT SWITCH	T10 REVERSING LIGHT SWITCH	T20 BRAKE LIGHT SWITCH
T22 SWITCH CLUTCH CONTROL (CRUISE CONTROL)	T23 SWITCH BRAKE ACTUATION (ENGINE TIMING)	T25 SWITCH CLUTCH CONTROL (ENGINE CONTROL)

FUNCTIONS ON THE VEHICLE

Vehicle	alim.	kW	Date	Engine				
					S10	T10	T20 - T23	T22 - T25

H350

2.5 CRDI	Diesel	110	04/15->	ENGINE
				D4CB

Engine	Information	S10	T10	T20 - T23	T22 - T25
All engines	COL:black, Conn. nr. 1, spanner size 24, switch press. 0.3 bar	7.0195			
All engines	with cable				7.1289 T22
All engines					7.1298 T25

2.5 CRDI	Diesel	125	04/15->	ENGINE
				D4CB

Engine	Information	S10	T10	T20 - T23	T22 - T25
All engines	COL:black, Conn. nr. 1, spanner size 24, switch press. 0.3 bar	7.0195			
All engines	with cable				7.1289 T22
All engines					7.1298 T25

3.3 Tdi	Diesel	84	08/95-09/98	ENGINE
				D4AE

Engine	Information	S10	T10	T20 - T23	T22 - T25
All engines		7.0017			
All engines	Conn. nr. 4			7.1022 T20	

H600

3.3 Tdi	Diesel	84	08/95-09/98	ENGINE
				D4AE

Engine	Information	S10	T10	T20 - T23	T22 - T25
All engines		7.0017			
All engines	Conn. nr. 4			7.1022 T20	

HIGHWAY VAN

2.0 16V	Petrol	100	03/00-03/04	ENGINE
				G4CPDOHC

Engine	Information	S10	T10	T20 - T23	T22 - T25
All engines		7.0017			
All engines	Conn. nr. 2, without cable		7.6327		
All engines	Conn. nr. 4, spanner size 14, thread M10x1.25			7.1294 T20	
All engines	Conn. nr. 2			7.1300 T20	

2.0 CRDi	Diesel	83	03/01-03/04	ENGINE
				D4EA

Engine	Information	S10	T10	T20 - T23	T22 - T25
All engines			7.6315		
All engines	Conn. nr. 4, spanner size 14, thread M10x1.25			7.1294 T20	
All engines	Conn. nr. 2			7.1300 T20	

2.0 CVT	Petrol	104	11/03-03/04	ENGINE
				G4GC

Engine	Information	S10	T10	T20 - T23	T22 - T25
All engines		7.0017			
All engines	Conn. nr. 2, without cable		7.6327		
All engines	Conn. nr. 4, spanner size 14, thread M10x1.25			7.1294 T20	
All engines	Conn. nr. 2			7.1300 T20	

2.7 V6 24V	Petrol	125	03/00-03/04	ENGINE
				G6BA

Engine	Information	S10	T10	T20 - T23	T22 - T25
All engines		7.0017			
All engines	Conn. nr. 4, spanner size 14, thread M10x1.25			7.1294 T20	
All engines	Conn. nr. 2			7.1300 T20	

1101

1.0	Petrol	51	01/11-12/17	ENGINE
				G3LA

Engine	Information	S10	T10	T20 - T23	T22 - T25
All engines		7.0182			
All engines	Conn. nr. 2, without cable		7.6327		
All engines	-> 01/08/13, Conn. nr. 4, spanner size 14, thread M10x1.25			7.1294 T20	
All engines	Conn. nr. 2			7.1300 T20	

S10	OIL PRESSURE WARNING LIGHT SWITCH	T10	REVERSING LIGHT SWITCH	T20	BRAKE LIGHT SWITCH
T22	SWITCH CLUTCH CONTROL (CRUISE CONTROL)	T23	SWITCH BRAKE ACTUATION (ENGINE TIMING)	T25	SWITCH CLUTCH CONTROL (ENGINE CONTROL)

FUNCTIONS ON THE VEHICLE

Vehicle	alim.	kW	Date	Engine	 S10	 T10	 T20 - T23	 T22 - T25
---------	-------	----	------	--------	---	---	--	---

				ENGINE
1.1	Petrol	48	12/07-12/13	G4HG

Engine	Information	S10	T10	T20 - T23	T22 - T25
All engines		7.0182	7.6313		7.1289 T22
All engines	-> 01/08/13, Conn. nr. 4, spanner size 14, thread M10x1.25			7.1294 T20	
All engines	Conn. nr. 2			7.1300 T20	

				ENGINE
1.1	Petrol	49	01/08-12/13	G4HG

Engine	Information	S10	T10	T20 - T23	T22 - T25
All engines		7.0182			7.1289 T22
All engines	Conn. nr. 2, without cable		7.6327		
All engines	-> 01/08/13, Conn. nr. 4, spanner size 14, thread M10x1.25			7.1294 T20	
All engines	Conn. nr. 2			7.1300 T20	

				ENGINE
1.1	Petrol	50	11/08-12/13	G4HG

Engine	Information	S10	T10	T20 - T23	T22 - T25
All engines		7.0182			7.1289 T22
All engines	Conn. nr. 2, without cable		7.6327		
All engines	-> 01/08/13, Conn. nr. 4, spanner size 14, thread M10x1.25			7.1294 T20	
All engines	Conn. nr. 2			7.1300 T20	

				ENGINE
1.1 -/IRDE	Petrol	51	04/11->	G4HG

Engine	Information	S10	T10	T20 - T23	T22 - T25
All engines		7.0182			
All engines	Conn. nr. 2, without cable		7.6327		
All engines	-> 01/08/13, Conn. nr. 4, spanner size 14, thread M10x1.25			7.1294 T20	
All engines	Conn. nr. 2			7.1300 T20	

				ENGINE
1.1 CRDi	Diesel	55	01/08-12/11	D3FA

Engine	Information	S10	T10	T20 - T23	T22 - T25
All engines	COL:black, Conn. nr. 1, spanner size 24, switch press. 0.3 bar	7.0195			
All engines	Conn. nr. 4, spanner size 14, thread M10x1.25			7.1294 T20	
All engines	Conn. nr. 2			7.1300 T20	
All engines					7.1289 T22

				ENGINE
1.1 LPG	Petrol/ Petro- leum Gas (LPG)	48	01/10-12/13	G4HG

Engine	Information	S10	T10	T20 - T23	T22 - T25
All engines		7.0182			
All engines	Conn. nr. 2, without cable		7.6327		
All engines	-> 01/08/13, Conn. nr. 4, spanner size 14, thread M10x1.25			7.1294 T20	
All engines	Conn. nr. 2			7.1300 T20	



				ENGINE
1.1 LPG	Petrol/ Petro- leum Gas (LPG)	51	04/11-12/13	G4HG

Engine	Information	S10	T10	T20 - T23	T22 - T25
All engines		7.0182			
All engines	Conn. nr. 2, without cable		7.6327		
All engines	-> 01/08/13, Conn. nr. 4, spanner size 14, thread M10x1.25			7.1294 T20	
All engines	Conn. nr. 2			7.1300 T20	

				ENGINE
1.2	Petrol	57	11/08-12/11	G4LA

Engine	Information	S10	T10	T20 - T23	T22 - T25
All engines		7.0182			7.1289 T22
All engines	Conn. nr. 2, without cable		7.6327		
All engines	-> 01/08/13, Conn. nr. 4, spanner size 14, thread M10x1.25			7.1294 T20	
All engines	Conn. nr. 2			7.1300 T20	

S10	OIL PRESSURE WARNING LIGHT SWITCH	T10	REVERSING LIGHT SWITCH	T20	BRAKE LIGHT SWITCH
T22	SWITCH CLUTCH CONTROL (CRUISE CONTROL)	T23	SWITCH BRAKE ACTUATION (ENGINE TIMING)	T25	SWITCH CLUTCH CONTROL (ENGINE CONTROL)

Vehicle	alim.	kW	Date	Engine	 S10	 T10	 T20 - T23	 T22 - T25
---------	-------	----	------	--------	---	---	--	---

				ENGINE
1.2 CVT	Petrol	63	11/08-12/13	G4LA

Engine	Information	S10	T10	T20 - T23	T22 - T25
All engines		7.0182			
All engines	Conn. nr. 2, without cable		7.6327		
All engines	-> 01/08/13, Conn. nr. 4, spanner size 14, thread M10x1.25			7.1294 T20	
All engines	Conn. nr. 2			7.1300 T20	

				ENGINE
1.2 LPG	Petrol/ Petroleum Gas (LPG)	57	01/10-12/13	G4LA

Engine	Information	S10	T10	T20 - T23	T22 - T25
All engines		7.0182			
All engines	Conn. nr. 2, without cable		7.6327		
All engines	-> 01/08/13, Conn. nr. 4, spanner size 14, thread M10x1.25			7.1294 T20	
All engines	Conn. nr. 2			7.1300 T20	

				ENGINE
1,0 LPG	Petrol/ Petroleum Gas (LPG)	49	02/14->	B3LA

Engine	Information	S10	T10	T20 - T23	T22 - T25
All engines		7.0182			7.1297 T22, T25
All engines	Conn. nr. 2, without cable		7.6327		

				ENGINE
1.0	Petrol	49	08/13->	G3LA

Engine	Information	S10	T10	T20 - T23	T22 - T25
All engines		7.0182			7.1297 T22
All engines	Conn. nr. 2, without cable		7.6327		

				ENGINE
1.2	Petrol	64	12/13->	G4LA

Engine	Information	S10	T10	T20 - T23	T22 - T25
All engines		7.0182			7.1297 T22, T25
All engines	Conn. nr. 2, without cable		7.6327		

				ENGINE
1.1 CRDi	Diesel	55	03/12->	D3FA

Engine	Information	S10	T10	T20 - T23	T22 - T25
All engines	COL:black, Conn. nr. 1, spanner size 24, switch press. 0.3 bar	7.0195			
All engines	Conn. nr. 2, without cable		7.6327		
All engines	-> 01/10/13, Conn. nr. 4, LHD, RHD, spanner size 14, thread M10x1.25			7.1294 T20	
All engines	Conn. nr. 2, LHD, RHD			7.1300 T20	
All engines	with cable				7.1289 T25
All engines					7.1297 T22

				ENGINE
1.2	Petrol	56	12/08-08/14	G4AG

Engine	Information	S10	T10	T20 - T23	T22 - T25
All engines		7.0182			
All engines	Conn. nr. 2, without cable		7.6327		
All engines	-> 01/10/13, Conn. nr. 4, spanner size 14, thread M10x1.25			7.1294 T20	
All engines	Conn. nr. 2			7.1300 T20	

				ENGINE
1.2	Petrol	57	09/08-12/12	G4LA

Engine	Information	S10	T10	T20 - T23	T22 - T25
All engines		7.0182	7.6313		
All engines	-> 01/10/13, Conn. nr. 4, LHD, RHD, spanner size 14, thread M10x1.25			7.1294 T20	
All engines	Conn. nr. 2, LHD, RHD			7.1300 T20	
All engines	see connection type				7.1289 T22
All engines	MODEL FROM:2012, see connection type				7.1297 T22

S10 OIL PRESSURE WARNING LIGHT SWITCH	T10 REVERSING LIGHT SWITCH	T20 BRAKE LIGHT SWITCH
T22 SWITCH CLUTCH CONTROL (CRUISE CONTROL)	T23 SWITCH BRAKE ACTUATION (ENGINE TIMING)	T25 SWITCH CLUTCH CONTROL (ENGINE CONTROL)

FUNCTIONS ON THE VEHICLE

Vehicle	alim.	kW	Date	Engine	 S10	 T10	 T20 - T23	 T22 - T25
---------	-------	----	------	--------	---	---	--	---

				ENGINE
1.2	Petrol	63	03/12-12/15	G4LA

Engine	Information	S10	T10	T20 - T23	T22 - T25
All engines		7.0182			7.1297 T22
All engines	Conn. nr. 2, without cable		7.6327		
All engines	-> 01/10/13, Conn. nr. 4, LHD, RHD, spanner size 14, thread M10x1.25			7.1294 T20	
All engines	Conn. nr. 2, LHD, RHD			7.1300 T20	
All engines	with cable				7.1289 T25

				ENGINE
1.2 CVT	Petrol	55	05/15->	G4LA

Engine	Information	S10	T10	T20 - T23	T22 - T25
All engines		7.0182			
All engines	Conn. nr. 2, without cable		7.6327		

				ENGINE
1.2 CVT	Petrol	62	05/15->	G4LA

Engine	Information	S10	T10	T20 - T23	T22 - T25
All engines		7.0182			
All engines	Conn. nr. 2, without cable		7.6327		

				ENGINE
1.2 LPG	Petrol/ Petro- leum Gas (LPG)	60	01/09-08/14	G4LA

Engine	Information	S10	T10	T20 - T23	T22 - T25
All engines		7.0182			
All engines	-> 01/12/10		7.6313		
All engines	01/01/11 ->, Conn. nr. 2, without cable		7.6327		
All engines	-> 01/10/13, Conn. nr. 4, spanner size 14, thread M10x1.25			7.1294 T20	
All engines	Conn. nr. 2			7.1300 T20	

				ENGINE
1.4	Petrol	74	09/08-12/15	G4FA

Engine	Information	S10	T10	T20 - T23	T22 - T25
All engines	COL:black, Conn. nr. 1, spanner size 24, switch press. 0.3 bar	7.0195			
All engines	Conn. nr. 2, without cable		7.6327		
All engines	-> 01/10/13, Conn. nr. 4, LHD, RHD, spanner size 14, thread M10x1.25			7.1294 T20	
All engines	Conn. nr. 2, LHD, RHD			7.1300 T20	
All engines	see connection type				7.1289 T22
All engines	MODEL FROM:2012, see connection type				7.1297 T22

				ENGINE
1.4 CRDi	Diesel	55	09/08-12/12	D4FC

Engine	Information	S10	T10	T20 - T23	T22 - T25
All engines	COL:black, Conn. nr. 1, spanner size 24, switch press. 0.3 bar	7.0195			
All engines	Conn. nr. 2, without cable		7.6327		
All engines	-> 01/10/13, Conn. nr. 4, LHD, RHD, spanner size 14, thread M10x1.25			7.1294 T20	
All engines	Conn. nr. 2, LHD, RHD			7.1300 T20	
All engines	see connection type				7.1289 T22
All engines	MODEL FROM:2012, see connection type				7.1297 T22

				ENGINE
1.4 CRDi	Diesel	66	08/08->	D4FC





Engine	Information	S10	T10	T20 - T23	T22 - T25
All engines	COL:black, Conn. nr. 1, spanner size 24, switch press. 0.3 bar	7.0195			
All engines	Conn. nr. 2, without cable		7.6327		
All engines	-> 01/10/13, Conn. nr. 4, LHD, RHD, spanner size 14, thread M10x1.25			7.1294 T20	
All engines	Conn. nr. 2, LHD, RHD			7.1300 T20	
All engines	see connection type				7.1289 T22
All engines	MODEL FROM:2012, see connection type				7.1297 T22

				ENGINE
1.4 CVT	Petrol	74	05/15->	G4LC

Engine	Information	S10	T10	T20 - T23	T22 - T25
All engines		7.0182			
All engines	Conn. nr. 2, without cable		7.6327		

S10	OIL PRESSURE WARNING LIGHT SWITCH	T10	REVERSING LIGHT SWITCH	T20	BRAKE LIGHT SWITCH
T22	SWITCH CLUTCH CONTROL (CRUISE CONTROL)	T23	SWITCH BRAKE ACTUATION (ENGINE TIMING)	T25	SWITCH CLUTCH CONTROL (ENGINE CONTROL)

FUNCTIONS ON THE VEHICLE

Vehicle	alim.	kW	Date	Engine	 S10	 T10	 T20 - T23	 T22 - T25
---------	-------	----	------	--------	---	---	--	---

ENGINE				
1.4 CVT LPG	Petrol/ Petroleum Gas (LPG)	75	12/08-12/12	G4FA

Engine	Information	S10	T10	T20 - T23	T22 - T25
All engines	COL:black, Conn. nr. 1, spanner size 24, switch press. 0.3 bar	7.0195			
All engines	Conn. nr. 2, without cable		7.6327		
All engines	Conn. nr. 4, spanner size 14, thread M10x1.25			7.1294 T20	
All engines	Conn. nr. 2			7.1300 T20	

ENGINE				
1.6	Petrol	93	09/08-12/12	G4FC

Engine	Information	S10	T10	T20 - T23	T22 - T25
All engines	COL:black, Conn. nr. 1, spanner size 24, switch press. 0.3 bar	7.0195			
All engines	Conn. nr. 2, without cable		7.6327		
All engines	-> 01/10/13, Conn. nr. 4, LHD, RHD, spanner size 14, thread M10x1.25			7.1294 T20	
All engines	Conn. nr. 2, LHD, RHD			7.1300 T20	
All engines	see connection type				7.1289 T22
All engines	MODEL FROM:2012, see connection type				7.1297 T22

ENGINE				
1.6 CRDi	Diesel	85	09/08-12/12	D4FB

Engine	Information	S10	T10	T20 - T23	T22 - T25
All engines	COL:black, Conn. nr. 1, spanner size 24, switch press. 0.3 bar	7.0195			
All engines	Conn. nr. 2, without cable		7.6327		
All engines	Conn. nr. 4, spanner size 14, thread M10x1.25			7.1294 T20	
All engines	Conn. nr. 2			7.1300 T20	
All engines	see connection type				7.1289 T22
All engines	MODEL FROM:2012, see connection type				7.1297 T22

ENGINE				
1.6 CRDi	Diesel	94	01/09-12/12	D4FB

Engine	Information	S10	T10	T20 - T23	T22 - T25
All engines	COL:black, Conn. nr. 1, spanner size 24, switch press. 0.3 bar	7.0195			
All engines	Conn. nr. 2, without cable		7.6327		
All engines	Conn. nr. 4, spanner size 14, thread M10x1.25			7.1294 T20	
All engines	Conn. nr. 2			7.1300 T20	
All engines	see connection type				7.1289 T22
All engines	MODEL FROM:2012, see connection type				7.1297 T22

I20 II

ENGINE				
1.0 T-GDI	Petrol	74	09/15->	G3LC

Engine	Information	S10	T10	T20 - T23	T22 - T25
All engines		7.0182			
All engines	Conn. nr. 2, without cable		7.6327		

ENGINE				
1.0 T-GDI	Petrol	88	09/15->	G3LC

Engine	Information	S10	T10	T20 - T23	T22 - T25
All engines		7.0182			
All engines	Conn. nr. 2, without cable		7.6327		

ENGINE				
1.1 CRDi	Diesel	55	11/14->	D3FA



Engine	Information	S10	T10	T20 - T23	T22 - T25
All engines	COL:black, Conn. nr. 1, spanner size 24, switch press. 0.3 bar	7.0195			
All engines	Conn. nr. 2, without cable		7.6327		

ENGINE				
1.2	Petrol	55	11/14->	G4LA

Engine	Information	S10	T10	T20 - T23	T22 - T25
All engines		7.0182			
All engines	Conn. nr. 2, without cable		7.6327		

S10 OIL PRESSURE WARNING LIGHT SWITCH	T10 REVERSING LIGHT SWITCH	T20 BRAKE LIGHT SWITCH
T22 SWITCH CLUTCH CONTROL (CRUISE CONTROL)	T23 SWITCH BRAKE ACTUATION (ENGINE TIMING)	T25 SWITCH CLUTCH CONTROL (ENGINE CONTROL)

FUNCTIONS ON THE VEHICLE

Vehicle	alim.	kW	Date	Engine	 S10	 T10	 T20 - T23	 T22 - T25
---------	-------	----	------	--------	---	---	--	---

				ENGINE
1.2	Petrol	62	11/14->	G4LA

Engine	Information	S10	T10	T20 - T23	T22 - T25
All engines		7.0182	7.6313		
All engines	Conn. nr. 2, without cable		7.6327		

				ENGINE
1.2 LPGI	Petrol/ Petro- leum Gas (LPG)	61	11/14->	G4LA

Engine	Information	S10	T10	T20 - T23	T22 - T25
All engines		7.0182			
All engines	Conn. nr. 2, without cable		7.6327		

				ENGINE
1.4	Petrol	74	11/14->	G4LC

Engine	Information	S10	T10	T20 - T23	T22 - T25
All engines		7.0182			
All engines	Conn. nr. 2, without cable		7.6327		

				ENGINE
1.4 CRDi	Diesel	66	11/14->	D4FC

Engine	Information	S10	T10	T20 - T23	T22 - T25
All engines	COL:black	7.0195			
All engines	Conn. nr. 2, without cable		7.6327		

				ENGINE
1.4	Petrol	77	10/07-06/12	G4FA

Engine	Information	S10	T10	T20 - T23	T22 - T25
All engines	COL:black, Conn. nr. 1, spanner size 24, switch press. 0.3 bar	7.0195			
All engines	MADE BY:(ROK)		7.6308		
All engines	Conn. nr. 2, MADE BY:(CZ), without cable		7.6327		
All engines	Conn. nr. 4, spanner size 14, thread M10x1.25			7.1294 T20	
All engines	Conn. nr. 2			7.1300 T20	7.1300 T25
All engines	with cable				7.1289 T22

				ENGINE
1.4	Petrol	80	10/07-06/12	G4FA

Engine	Information	S10	T10	T20 - T23	T22 - T25
All engines	COL:black, Conn. nr. 1, spanner size 24, switch press. 0.3 bar	7.0195			
All engines	MADE BY:(ROK)		7.6308		
All engines	Conn. nr. 2, MADE BY:(CZ), without cable		7.6327		
All engines	Conn. nr. 4, spanner size 14, thread M10x1.25			7.1294 T20	
All engines	Conn. nr. 2			7.1300 T20	
All engines					7.1289 T22



				ENGINE
1.4 CVVT	Petrol	74	05/15->	G4LC

Engine	Information	S10	T10	T20 - T23	T22 - T25
All engines		7.0182			7.1297 T22
All engines	Conn. nr. 2, without cable		7.6327		
All engines	-elect. Handbrake, with cable				7.1289 T25
All engines	+elect. handbrake, with cable				7.1302 T25

				ENGINE
1.4 CVVT LPG	Petrol/ Petro- leum Gas (LPG)	77	01/10-06/12	G4FA

Engine	Information	S10	T10	T20 - T23	T22 - T25
All engines	COL:black, Conn. nr. 1, spanner size 24, switch press. 0.3 bar	7.0195			
All engines	MADE BY:(ROK)		7.6308		
All engines	Conn. nr. 2, MADE BY:(CZ), without cable		7.6327		
All engines	Conn. nr. 4, spanner size 14, thread M10x1.25			7.1294 T20	
All engines	Conn. nr. 2			7.1300 T20	

S10	OIL PRESSURE WARNING LIGHT SWITCH	T10	REVERSING LIGHT SWITCH	T20	BRAKE LIGHT SWITCH
T22	SWITCH CLUTCH CONTROL (CRUISE CONTROL)	T23	SWITCH BRAKE ACTUATION (ENGINE TIMING)	T25	SWITCH CLUTCH CONTROL (ENGINE CONTROL)

Vehicle	alim.	kW	Date	Engine	 S10	 T10	 T20 - T23	 T22 - T25
---------	-------	----	------	--------	---	---	--	---

ENGINE				
1.4 CVT LPG	Petrol/ Petro- leum Gas (LPG)	80	01/09-06/12	G4FA

Engine	Information	S10	T10	T20 - T23	T22 - T25
All engines	COL:black, Conn. nr. 1, spanner size 24, switch press. 0.3 bar	7.0195			
All engines	MADE BY:(ROK)		7.6308		
All engines	Conn. nr. 2, MADE BY:(CZ), without cable		7.6327		
All engines	Conn. nr. 4, spanner size 14, thread M10x1.25			7.1294	T20
All engines	Conn. nr. 2			7.1300	T20

ENGINE				
1.4 LPG	Petrol/ Petro- leum Gas (LPG)	73	01/13->	G4FA

Engine	Information	S10	T10	T20 - T23	T22 - T25
All engines	COL:black, Conn. nr. 1, spanner size 24, switch press. 0.3 bar	7.0195			
All engines	Conn. nr. 2, without cable		7.6327		
All engines	-elect. Handbrake, with cable				7.1289 T22
All engines					7.1297 T25
All engines	+elect. handbrake, with cable				7.1302 T22

ENGINE				
1.6	Petrol	85	10/07-06/12	G4FC

Engine	Information	S10	T10	T20 - T23	T22 - T25
All engines	COL:black, Conn. nr. 1, spanner size 24, switch press. 0.3 bar	7.0195			
All engines	Conn. nr. 2, without cable		7.6327		
All engines	Conn. nr. 4, spanner size 14, thread M10x1.25			7.1294	T20
All engines	Conn. nr. 2			7.1300	T20
All engines					7.1289 T22

ENGINE				
1.6	Petrol	90	10/07-06/12	G4FC

Engine	Information	S10	T10	T20 - T23	T22 - T25
All engines	COL:black, Conn. nr. 1, spanner size 24, switch press. 0.3 bar	7.0195			
All engines	Conn. nr. 2, without cable		7.6327		
All engines	Conn. nr. 4, spanner size 14, thread M10x1.25			7.1294	T20
All engines	Conn. nr. 2			7.1300	T20
All engines					7.1289 T22

ENGINE				
1.6	Petrol	93	02/08-06/12	G4FC

Engine	Information	S10	T10	T20 - T23	T22 - T25
All engines	COL:black, Conn. nr. 1, spanner size 24, switch press. 0.3 bar	7.0195			
All engines	Conn. nr. 2, without cable		7.6327		
All engines	Conn. nr. 4, spanner size 14, thread M10x1.25			7.1294	T20
All engines	Conn. nr. 2			7.1300	T20
All engines					7.1289 T22

ENGINE				
1.6 CRDi	Diesel	66	10/07-06/12	D4FB





Engine	Information	S10	T10	T20 - T23	T22 - T25
All engines	COL:black, Conn. nr. 1, spanner size 24, switch press. 0.3 bar	7.0195			
All engines	Conn. nr. 2, without cable		7.6327		
All engines	Conn. nr. 4, spanner size 14, thread M10x1.25			7.1294	T20
All engines	Conn. nr. 2			7.1300	T20
All engines	see connection type				7.1289, 7.1298 T22

ENGINE				
1.6 CRDi	Diesel	81	05/15->	D4FB

Engine	Information	S10	T10	T20 - T23	T22 - T25
All engines	COL:black, Conn. nr. 1, spanner size 24, switch press. 0.3 bar	7.0195			
All engines	Conn. nr. 2, without cable		7.6327		
All engines	-elect. Handbrake, with cable				7.1289 T25
All engines					7.1297 T22
All engines	+elect. handbrake, with cable				7.1302 T25

S10 OIL PRESSURE WARNING LIGHT SWITCH	T10 REVERSING LIGHT SWITCH	T20 BRAKE LIGHT SWITCH
T22 SWITCH CLUTCH CONTROL (CRUISE CONTROL)	T23 SWITCH BRAKE ACTUATION (ENGINE TIMING)	T25 SWITCH CLUTCH CONTROL (ENGINE CONTROL)

FUNCTIONS ON THE VEHICLE

Vehicle	alim.	kW	Date	Engine	 S10	 T10	 T20 - T23	 T22 - T25
---------	-------	----	------	--------	---	---	--	---

				ENGINE
1.6 CRDi	Diesel	85	10/07-06/12	D4FB

Engine	Information	S10	T10	T20 - T23	T22 - T25
All engines	COL:black, Conn. nr. 1, spanner size 24, switch press. 0.3 bar	7.0195			
All engines	Conn. nr. 2, without cable		7.6327		
All engines	Conn. nr. 4, spanner size 14, thread M10x1.25			7.1294 T20	
All engines	Conn. nr. 2			7.1300 T20	
All engines	see connection type				7.1289, 7.1298 T22

				ENGINE
1.6 CRDi	Diesel	94	01/10-06/12	D4FB

Engine	Information	S10	T10	T20 - T23	T22 - T25
All engines	COL:black, Conn. nr. 1, spanner size 24, switch press. 0.3 bar	7.0195			
All engines	Conn. nr. 2, without cable		7.6327		
All engines	Conn. nr. 4, spanner size 14, thread M10x1.25			7.1294 T20	
All engines	Conn. nr. 2			7.1300 T20	
All engines	see connection type				7.1289, 7.1298 T22

				ENGINE
1.6 CRDi VGT	Diesel	81	10/07-11/11	D4FB

Engine	Information	S10	T10	T20 - T23	T22 - T25
All engines	COL:black, Conn. nr. 1, spanner size 24, switch press. 0.3 bar	7.0195			
All engines	Conn. nr. 4, spanner size 14, thread M10x1.25			7.1294 T20	

				ENGINE
1.6 CRDi VGT	Diesel	85	08/18->	D4FE

Engine	Information	S10	T10	T20 - T23	T22 - T25
All engines	Conn. nr. 2, without cable		7.6327		

				ENGINE
1.6 CVVT	Petrol	88	01/12->	G4FC

Engine	Information	S10	T10	T20 - T23	T22 - T25
All engines	COL:black, Conn. nr. 1, spanner size 24, switch press. 0.3 bar	7.0195			
All engines	Conn. nr. 2, without cable		7.6327		
All engines	-elect. Handbrake, with cable				7.1289 T22
All engines					7.1297 T25
All engines	+elect. handbrake, with cable				7.1302 T22

				ENGINE
1.6 CVVT	Petrol	96	06/14->	G4FC

Engine	Information	S10	T10	T20 - T23	T22 - T25
All engines	COL:black, Conn. nr. 1, spanner size 24, switch press. 0.3 bar	7.0195			
All engines	Conn. nr. 2, without cable		7.6327		
All engines	-elect. Handbrake, with cable				7.1289 T25
All engines					7.1297 T22
All engines	+elect. handbrake, with cable				7.1302 T25

				ENGINE
1.6 CVVT [ExtraEU]	Petrol	96	06/14->	G4FC

Engine	Information	S10	T10	T20 - T23	T22 - T25
All engines	COL:black, Conn. nr. 1, spanner size 24, switch press. 0.3 bar	7.0195			
All engines	Conn. nr. 2, without cable		7.6327		
All engines	-elect. Handbrake, with cable				7.1289 T25
All engines					7.1297 T22
All engines	+elect. handbrake, with cable				7.1302 T25

				ENGINE
1.6 GDi	Petrol	95	07/14->	G4FD

Engine	Information	S10	T10	T20 - T23	T22 - T25
All engines	COL:black, Conn. nr. 1, spanner size 24, switch press. 0.3 bar	7.0195			
All engines	Conn. nr. 2, without cable		7.6327		
All engines	-elect. Handbrake, with cable				7.1289 T25
All engines					7.1297 T22
All engines	+elect. handbrake, with cable				7.1302 T25

S10	OIL PRESSURE WARNING LIGHT SWITCH	T10	REVERSING LIGHT SWITCH	T20	BRAKE LIGHT SWITCH
T22	SWITCH CLUTCH CONTROL (CRUISE CONTROL)	T23	SWITCH BRAKE ACTUATION (ENGINE TIMING)	T25	SWITCH CLUTCH CONTROL (ENGINE CONTROL)

FUNCTIONS ON THE VEHICLE

Vehicle	alim.	kW	Date	Engine	 S10	 T10	 T20 - T23	 T22 - T25
---------	-------	----	------	--------	---	---	--	---

				ENGINE
1.6 GDi	Petrol	99	05/15->	G4FD

Engine	Information	S10	T10	T20 - T23	T22 - T25
All engines	COL:black, Conn. nr. 1, spanner size 24, switch press. 0.3 bar	7.0195			
All engines	Conn. nr. 2, without cable		7.6327		
All engines	-elect. Handbrake, with cable				7.1289 T25
All engines					7.1297 T22
All engines	+elect. handbrake, with cable				7.1302 T25

				ENGINE
2.0	Petrol	105	10/07-06/12	G4GC, G4GC-G

Engine	Information	S10	T10	T20 - T23	T22 - T25
All engines		7.0017			7.1289 T22
Eng. G4GC-G	see connection type		7.6308, 7.6309		
Eng. G4GC	Conn. nr. 2, without cable		7.6327		
All engines	Conn. nr. 4, pole nr. 4, spanner size 14, thread M10x1.25			7.1294 T20	
All engines	Conn. nr. 2, pole nr. 2			7.1300 T20	

				ENGINE
2.0 CRDi	Diesel	100	10/07-06/12	D4EA

Engine	Information	S10	T10	T20 - T23	T22 - T25
All engines	COL:black, Conn. nr. 1, spanner size 24, switch press. 0.3 bar	7.0195			
All engines	Conn. nr. 2, without cable		7.6327		
All engines	Conn. nr. 4, spanner size 14, thread M10x1.25			7.1294 T20	
All engines	Conn. nr. 2			7.1300 T20	
All engines	see connection type				7.1289, 7.1298 T22

				ENGINE
2.0 CRDi	Diesel	103	10/07-06/12	D4EA

Engine	Information	S10	T10	T20 - T23	T22 - T25
All engines	COL:black, Conn. nr. 1, spanner size 24, switch press. 0.3 bar	7.0195			
All engines	Conn. nr. 2, without cable		7.6327		
All engines	Conn. nr. 4, spanner size 14, thread M10x1.25			7.1294 T20	
All engines	Conn. nr. 2			7.1300 T20	
All engines	see connection type				7.1289, 7.1298 T22

				ENGINE
2.0 CVT LPG	Petrol/ Petroleum Gas (LPG)	100	01/10-06/12	G4GC

Engine	Information	S10	T10	T20 - T23	T22 - T25
All engines		7.0017			
All engines	Conn. nr. 4, spanner size 14, thread M10x1.25			7.1294 T20	
All engines	Conn. nr. 2			7.1300 T20	

130 II

				ENGINE
1.4	Petrol	73	12/11->	G4FA

Engine	Information	S10	T10	T20 - T23	T22 - T25
All engines	COL:black, Conn. nr. 1, spanner size 24, switch press. 0.3 bar	7.0195			
All engines	see connection type		7.6309		
All engines	-> 01/01/15, Conn. nr. 2, see connection type, without cable		7.6327		
All engines	-elect. Handbrake, RHD, with cable				7.1289 T22
All engines					7.1297 T22, T25
All engines	+elect. handbrake, LHD, with cable				7.1302 T22

				ENGINE
1.4	Petrol	74	12/14->	G4LC

Engine	Information	S10	T10	T20 - T23	T22 - T25
All engines	01/01/15 ->	7.0182			
All engines	-> 01/12/14, COL:black, Conn. nr. 1, spanner size 24, switch press. 0.3 bar	7.0195			
All engines	Conn. nr. 2, without cable		7.6327		
All engines	-elect. Handbrake, LHD, RHD, with cable				7.1289 T25
All engines					7.1297 T22
All engines	+elect. handbrake, LHD, with cable				7.1302 T25

S10 OIL PRESSURE WARNING LIGHT SWITCH	T10 REVERSING LIGHT SWITCH	T20 BRAKE LIGHT SWITCH
T22 SWITCH CLUTCH CONTROL (CRUISE CONTROL)	T23 SWITCH BRAKE ACTUATION (ENGINE TIMING)	T25 SWITCH CLUTCH CONTROL (ENGINE CONTROL)

FUNCTIONS ON THE VEHICLE

Vehicle	alim.	kW	Date	Engine	 S10	 T10	 T20 - T23	 T22 - T25
---------	-------	----	------	--------	---	---	--	---

				ENGINE
1.4 CRDi	Diesel	66	12/11->	D4FC

Engine	Information	S10	T10	T20 - T23	T22 - T25
All engines	COL:black, Conn. nr. 1, spanner size 24, switch press. 0.3 bar	7.0195			
All engines	see connection type		7.6309		
All engines	Conn. nr. 2, see connection type, without cable		7.6327		
All engines	-elect. Handbrake, RHD, with cable				7.1289 T22
All engines	-elect. Handbrake, LHD, RHD, with cable				7.1289 T25
All engines					7.1297 T22, T25
All engines	+elect. handbrake, LHD, with cable				7.1302 T22
All engines	+elect. handbrake, LHD, RHD, with cable				7.1302 T25

				ENGINE
1.6	Petrol	88	06/12->	G4FC, G4FG

Engine	Information	S10	T10	T20 - T23	T22 - T25
All engines	COL:black, Conn. nr. 1, spanner size 24, switch press. 0.3 bar	7.0195			
Eng. G4FG	see connection type		7.6309		
All engines	-> 01/01/15, Conn. nr. 2, see connection type, without cable		7.6327		
Eng. G4FG	L= 175 mm				7.1289 T22
Eng. G4FC	-elect. Handbrake, with cable				7.1289 T25
All engines	L= 145 mm				7.1297 T22
Eng. G4FG	L= 210 mm				7.1302 T22
Eng. G4FC	+elect. handbrake, with cable				7.1302 T25

				ENGINE
1.6	Petrol	95	12/11-12/15	G4FD, G4FG

Engine	Information	S10	T10	T20 - T23	T22 - T25
All engines	COL:black, Conn. nr. 1, spanner size 24, switch press. 0.3 bar	7.0195			
Eng. G4FG	see connection type		7.6309		
All engines	-> 01/01/15, Conn. nr. 2, see connection type, without cable		7.6327		
Eng. G4FG	L= 175 mm				7.1289 T22
Eng. G4FD	with cable				7.1289 T25
All engines	L= 145 mm				7.1297 T22
Eng. G4FG	L= 210 mm				7.1302 T22

				ENGINE
1.6 CRDi	Diesel	100	11/11->	D4FB

Engine	Information	S10	T10	T20 - T23	T22 - T25
All engines	COL:black, Conn. nr. 1, spanner size 24, switch press. 0.3 bar	7.0195			
All engines	Conn. nr. 2, without cable		7.6327		
All engines	-elect. Handbrake, LHD, RHD, with cable				7.1289 T25
All engines					7.1297 T22
All engines	+elect. handbrake, LHD, RHD, with cable				7.1302 T25

				ENGINE
1.6 CRDi	Diesel	81	12/11->	D4FB

Engine	Information	S10	T10	T20 - T23	T22 - T25
All engines	COL:black, Conn. nr. 1, spanner size 24, switch press. 0.3 bar	7.0195			
All engines	see connection type		7.6309		
All engines	Conn. nr. 2, see connection type, without cable		7.6327		
All engines	RHD, with cable				7.1289 T22
All engines	-elect. Handbrake, with cable				7.1289 T25
All engines					7.1297 T22, T25
All engines	LHD, with cable				7.1302 T22
All engines	+elect. handbrake, with cable				7.1302 T25

				ENGINE
1.6 CRDi	Diesel	94	12/11->	D4FB, D4FB-5P

Engine	Information	S10	T10	T20 - T23	T22 - T25
All engines	COL:black, Conn. nr. 1, spanner size 24, switch press. 0.3 bar	7.0195			
Eng. D4FB-5P	see connection type		7.6309		
All engines	Conn. nr. 2, see connection type, without cable		7.6327		
All engines	L= 175 mm, RHD, with cable				7.1289 T22
Eng. D4FB	-elect. Handbrake, with cable				7.1289 T25

S10	OIL PRESSURE WARNING LIGHT SWITCH	T10	REVERSING LIGHT SWITCH	T20	BRAKE LIGHT SWITCH
T22	SWITCH CLUTCH CONTROL (CRUISE CONTROL)	T23	SWITCH BRAKE ACTUATION (ENGINE TIMING)	T25	SWITCH CLUTCH CONTROL (ENGINE CONTROL)

FUNCTIONS ON THE VEHICLE

Vehicle	alim.	kW	Date	Engine	 S10	 T10	 T20 - T23	 T22 - T25
---------	-------	----	------	--------	---	---	--	---

				ENGINE
1.6 CRDi	Diesel	94	12/11->	D4FB, D4FB-5P

Engine	Information	S10	T10	T20 - T23	T22 - T25
All engines	L= 145 mm				7.1297 T22
Eng. D4FB					7.1297 T25
All engines	L= 210 mm, LHD, with cable				7.1302 T22
Eng. D4FB	+elect. handbrake, with cable				7.1302 T25

				ENGINE
1.6 GDI	Petrol	99	12/11->	G4FD

Engine	Information	S10	T10	T20 - T23	T22 - T25
All engines	COL:black, Conn. nr. 1, spanner size 24, switch press. 0.3 bar	7.0195			
All engines	see connection type		7.6309		
All engines	-> 01/01/15, Conn. nr. 2, see connection type, without cable		7.6327		
All engines	-elect. Handbrake, RHD, with cable				7.1289 T22
All engines	-elect. Handbrake, with cable				7.1289 T25
All engines					7.1297 T22, T25
All engines	+elect. handbrake, LHD, with cable				7.1302 T22
All engines	+elect. handbrake, with cable				7.1302 T25

				ENGINE
1.6 MPI	Petrol	88	11/16->	G4FC

Engine	Information	S10	T10	T20 - T23	T22 - T25
All engines	COL:black, Conn. nr. 1, spanner size 24, switch press. 0.3 bar	7.0195			
All engines	Conn. nr. 2, without cable		7.6327		
All engines	-elect. Handbrake, with cable				7.1289 T25
All engines					7.1297 T22
All engines	+elect. handbrake, with cable				7.1302 T25

				ENGINE
1.6 T-GDI	Petrol	137	01/15->	G4FJ

Engine	Information	S10	T10	T20 - T23	T22 - T25
All engines	COL:black, Conn. nr. 1, spanner size 24, switch press. 0.3 bar	7.0195			
All engines	Conn. nr. 2, without cable		7.6327		
All engines	-elect. Handbrake, with cable				7.1289 T25
All engines					7.1297 T22
All engines	+elect. handbrake, with cable				7.1302 T25

				ENGINE
1.0 T-GDI	Petrol	88	11/16->	G3LC

Engine	Information	S10	T10	T20 - T23	T22 - T25
All engines		7.0182			
All engines	Conn. nr. 2, without cable		7.6327		

				ENGINE
1.4 MPI	Petrol	73	05/17->	G4LC

Engine	Information	S10	T10	T20 - T23	T22 - T25
All engines		7.0182			
All engines	Conn. nr. 2, without cable		7.6327		

				ENGINE
1.4 MPI	Petrol	74	11/16->	G4LC

Engine	Information	S10	T10	T20 - T23	T22 - T25
All engines		7.0182			
All engines	Conn. nr. 2, without cable		7.6327		

				ENGINE
1.4 T-GDI	Petrol	103	11/16->	G4LD

Engine	Information	S10	T10	T20 - T23	T22 - T25
All engines		7.0182			
All engines	Conn. nr. 2, without cable		7.6327		

				ENGINE
1.6 CRDi	Diesel	100	11/16->	D4FB

Engine	Information	S10	T10	T20 - T23	T22 - T25
All engines	COL:black, Conn. nr. 1, spanner size 24, switch press. 0.3 bar	7.0195			
All engines	Conn. nr. 2, without cable		7.6327		

S10 OIL PRESSURE WARNING LIGHT SWITCH	T10 REVERSING LIGHT SWITCH	T20 BRAKE LIGHT SWITCH
T22 SWITCH CLUTCH CONTROL (CRUISE CONTROL)	T23 SWITCH BRAKE ACTUATION (ENGINE TIMING)	T25 SWITCH CLUTCH CONTROL (ENGINE CONTROL)

FUNCTIONS ON THE VEHICLE

Vehicle	alim.	kW	Date	Engine	 S10	 T10	 T20 - T23	 T22 - T25
---------	-------	----	------	--------	---	---	--	---

				ENGINE
1.6 CRDi	Diesel	70	11/16->	D4FB

Engine	Information	S10	T10	T20 - T23	T22 - T25
All engines	COL:black, Conn. nr. 1, spanner size 24, switch press. 0.3 bar	7.0195			
All engines	Conn. nr. 2, without cable		7.6327		

				ENGINE
1.6 CRDi	Diesel	81	11/16->	D4FB

Engine	Information	S10	T10	T20 - T23	T22 - T25
All engines	COL:black, Conn. nr. 1, spanner size 24, switch press. 0.3 bar	7.0195			
All engines	Conn. nr. 2, without cable		7.6327		

				ENGINE
2.0 N	Petrol	184	07/17->	G4KH

Engine	Information	S10	T10	T20 - T23	T22 - T25
All engines	COL:black, Conn. nr. 1, spanner size 24, switch press. 0.3 bar	7.0195			
All engines			7.6309		
All engines	Conn. nr. 2, without cable		7.6327		

				ENGINE
2.0 N	Petrol	202	07/17->	G4KH

Engine	Information	S10	T10	T20 - T23	T22 - T25
All engines	COL:black, Conn. nr. 1, spanner size 24, switch press. 0.3 bar	7.0195			
All engines			7.6309		
All engines	Conn. nr. 2, without cable		7.6327		

				ENGINE
1.6 GDI	Petrol	99	07/11->	G4FD

Engine	Information	S10	T10	T20 - T23	T22 - T25
All engines	COL:black, Conn. nr. 1, spanner size 24, switch press. 0.3 bar	7.0195			
All engines	Conn. nr. 2, without cable		7.6327		
All engines	RHD, with cable				7.1289 T25
All engines					7.1297 T22
All engines	LHD, with cable				7.1302 T25

				ENGINE
1.7 CRDi	Diesel	100	07/11->	D4FD

Engine	Information	S10	T10	T20 - T23	T22 - T25
All engines	COL:black, Conn. nr. 1, spanner size 24, switch press. 0.3 bar	7.0195			
All engines	Conn. nr. 2, without cable		7.6327		
All engines	LHD, RHD, with cable				7.1289, 7.1302 T25
All engines					7.1297 T22

				ENGINE
1.7 CRDi	Diesel	104	01/15->	D4FD

Engine	Information	S10	T10	T20 - T23	T22 - T25
All engines	COL:black, Conn. nr. 1, spanner size 24, -start-stop function, switch press. 0.3 bar	7.0195			
All engines			7.6309		7.1297 T22
All engines	Conn. nr. 2, without cable		7.6327		
All engines	with cable				7.1302 T25

				ENGINE
1.7 CRDi	Diesel	85	07/11->	D4FD

Engine	Information	S10	T10	T20 - T23	T22 - T25
All engines	COL:black, Conn. nr. 1, spanner size 24, -start-stop function, switch press. 0.3 bar	7.0195			
All engines			7.6309		7.1297 T22
All engines	Conn. nr. 2, without cable		7.6327		
All engines	RHD, with cable				7.1289 T25
All engines	LHD, with cable				7.1302 T25

				ENGINE
2.0	Petrol	122	03/12->	G4NC

Engine	Information	S10	T10	T20 - T23	T22 - T25
All engines		7.0195			
All engines	COL:black		7.6309		
All engines	23/01/15 ->, no specific info conc. application available		7.6342		

S10	OIL PRESSURE WARNING LIGHT SWITCH	T10	REVERSING LIGHT SWITCH	T20	BRAKE LIGHT SWITCH
T22	SWITCH CLUTCH CONTROL (CRUISE CONTROL)	T23	SWITCH BRAKE ACTUATION (ENGINE TIMING)	T25	SWITCH CLUTCH CONTROL (ENGINE CONTROL)

FUNCTIONS ON THE VEHICLE

Vehicle	alim.	kW	Date	Engine	 S10	 T10	 T20 - T23	 T22 - T25
---------	-------	----	------	--------	---	---	--	---

ENGINE				
2.0	Petrol	122	03/12->	G4NC

Engine	Information	S10	T10	T20 - T23	T22 - T25
All engines	-> 01/05/11			7.1294 T20	
All engines	L= 155 mm				7.1289 T22
All engines	L= 145 mm				7.1297 T22
All engines	L= 210 mm				7.1302 T22

ENGINE				
2.0	Petrol	123	03/12->	G4NC

Engine	Information	S10	T10	T20 - T23	T22 - T25
All engines		7.0195			
All engines	COL:black		7.6309		
All engines	23/01/15 ->, no specific info conc. application available		7.6342		
All engines	-> 01/05/11			7.1294 T20	
All engines	L= 155 mm				7.1289 T22
All engines	L= 145 mm				7.1297 T22
All engines	L= 210 mm				7.1302 T22

ENGINE				
2.0 CVT	Petrol	110	10/12->	G4NA

Engine	Information	S10	T10	T20 - T23	T22 - T25
All engines	COL:black, Conn. nr. 1, spanner size 24, switch press. 0.3 bar	7.0195			
All engines	Conn. nr. 2, without cable		7.6327		
All engines					7.1297 T25
All engines	with cable				7.1302 T22

ENGINE				
2.0 Gdi	Petrol	121	12/14->	G4NA, G4NC

Engine	Information	S10	T10	T20 - T23	T22 - T25
All engines	COL:black, Conn. nr. 1, spanner size 24, switch press. 0.3 bar	7.0195			
All engines	Conn. nr. 2, without cable		7.6327		
All engines	with cable		7.6342		7.1302 T25
All engines					7.1297 T22

ENGINE				
2.0 GDI	Petrol	130	07/11->	G4NA, G4NC

Engine	Information	S10	T10	T20 - T23	T22 - T25
All engines	COL:black, Conn. nr. 1, spanner size 24, switch press. 0.3 bar	7.0195			
All engines	Conn. nr. 2, without cable		7.6327		
All engines	LHD, RHD, with cable				7.1289, 7.1302 T25
All engines					7.1297 T22

ENGINE				
2.0 GDI	Petrol	131	03/12->	G4NC

Engine	Information	S10	T10	T20 - T23	T22 - T25
All engines	COL:black, Conn. nr. 1, spanner size 24, switch press. 0.3 bar	7.0195			
All engines	Conn. nr. 2, without cable		7.6327		
All engines	RHD, with cable				7.1289 T25
All engines					7.1297 T22
All engines	LHD, with cable				7.1302 T25

INNOVATION

ENGINE				
2.5 TD	Diesel	65	05/00->	D4BF

Engine	Information	S10	T10	T20 - T23	T22 - T25
All engines		7.0017		7.1169 T20	
All engines	no specific info conc. application available, with control switch		7.6316, 7.6322		

ENGINE				
2.5 TD intercooler	Diesel	73	05/00->	D4BH

Engine	Information	S10	T10	T20 - T23	T22 - T25
All engines		7.0017		7.1169 T20	
All engines	no specific info conc. application available, with control switch		7.6316, 7.6322		

S10 OIL PRESSURE WARNING LIGHT SWITCH	T10 REVERSING LIGHT SWITCH	T20 BRAKE LIGHT SWITCH
T22 SWITCH CLUTCH CONTROL (CRUISE CONTROL)	T23 SWITCH BRAKE ACTUATION (ENGINE TIMING)	T25 SWITCH CLUTCH CONTROL (ENGINE CONTROL)

FUNCTIONS ON THE VEHICLE

Vehicle	alim.	kW	Date	Engine	 S10	 T10	 T20 - T23	 T22 - T25
---------	-------	----	------	--------	---	---	--	---

				ENGINE
3.0 V6	Petrol	104	05/00->	G6AT

Engine	Information	S10	T10	T20 - T23	T22 - T25
All engines		7.0017		7.1169 T20	
All engines	no specific info conc. application available, with control switch		7.6316, 7.6322		

IONIQ

				ENGINE
1.6 GDI Hybrid	Petrol/ Electro	104	03/16->	G4LE

Engine	Information	S10	T10	T20 - T23	T22 - T25
All engines		7.0182			

				ENGINE
1.6 GDI Hybrid	Petrol/ Electro	77	03/16->	G4LE

Engine	Information	S10	T10	T20 - T23	T22 - T25
All engines		7.0182			

IX20

				ENGINE
1.4	Petrol	66	11/10->	G4FA

Engine	Information	S10	T10	T20 - T23	T22 - T25
All engines	COL:black, Conn. nr. 1, spanner size 24, switch press. 0.3 bar	7.0195			
All engines	Conn. nr. 2, without cable		7.6327		
All engines	-> 01/08/13, Conn. nr. 4, LHD, RHD, spanner size 14, thread M10x1.25			7.1294 T20	
All engines	with cable				7.1289 T25
All engines					7.1297 T22

				ENGINE
1.4 CRDi	Diesel	57	06/11->	D4FC, D4FC-M

Engine	Information	S10	T10	T20 - T23	T22 - T25
All engines	COL:black, Conn. nr. 1, spanner size 24, switch press. 0.3 bar	7.0195			
Eng. D4FC-M	see connection type		7.6309		7.1289, 7.1297 T22
All engines	Conn. nr. 2, see connection type, without cable		7.6327		
All engines	-> 01/08/13, -> 15/09/13, Conn. nr. 4, spanner size 14, thread M10x1.25			7.1294 T20	
Eng. D4FC					7.1297 T25

				ENGINE
1.4 CRDi	Diesel	66	11/10->	D4FC

Engine	Information	S10	T10	T20 - T23	T22 - T25
All engines	COL:black, Conn. nr. 1, spanner size 24, switch press. 0.3 bar	7.0195			
All engines	Conn. nr. 2, without cable		7.6327		
All engines	-> 01/08/13, Conn. nr. 4, LHD, RHD, spanner size 14, thread M10x1.25			7.1294 T20	
All engines					7.1297 T25

				ENGINE
1.4 CVT	Petrol	74	11/10->	G4FA

Engine	Information	S10	T10	T20 - T23	T22 - T25
All engines	COL:black, Conn. nr. 1, spanner size 24, switch press. 0.3 bar	7.0195			
All engines	Conn. nr. 2, without cable		7.6327		
All engines	-> 01/08/13, Conn. nr. 4, LHD, RHD, spanner size 14, thread M10x1.25			7.1294 T20	
All engines	with cable				7.1289 T25
All engines					7.1297 T22

				ENGINE
1.4 LPG ECONEXT	Petrol/ Petro- leum Gas (LPG)	66	11/10->	G4FA

Engine	Information	S10	T10	T20 - T23	T22 - T25
All engines	COL:black, Conn. nr. 1, spanner size 24, switch press. 0.3 bar	7.0195			
All engines	Conn. nr. 2, without cable		7.6327		
All engines	-> 01/08/13, Conn. nr. 4, spanner size 14, thread M10x1.25			7.1294 T20	
All engines	with cable				7.1289 T25
All engines					7.1297 T22

S10 OIL PRESSURE WARNING LIGHT SWITCH	T10 REVERSING LIGHT SWITCH	T20 BRAKE LIGHT SWITCH
T22 SWITCH CLUTCH CONTROL (CRUISE CONTROL)	T23 SWITCH BRAKE ACTUATION (ENGINE TIMING)	T25 SWITCH CLUTCH CONTROL (ENGINE CONTROL)

FUNCTIONS ON THE VEHICLE

Vehicle	alim.	kW	Date	Engine	 S10	 T10	 T20 - T23	 T22 - T25
---------	-------	----	------	--------	---	---	--	---

ENGINE				
1.6	Petrol	92	11/10->	G4FC

Engine	Information	S10	T10	T20 - T23	T22 - T25
All engines	COL:black, Conn. nr. 1, spanner size 24, switch press. 0.3 bar	7.0195			
All engines	Conn. nr. 2, without cable		7.6327		
All engines	-> 01/08/13, Conn. nr. 4, LHD, RHD, spanner size 14, thread M10x1.25			7.1294 T20	
All engines	with cable				7.1289 T25

ENGINE				
1.6 CRDI	Diesel	85	06/11->	D4FB

Engine	Information	S10	T10	T20 - T23	T22 - T25
All engines	COL:black, Conn. nr. 1, spanner size 24, switch press. 0.3 bar	7.0195			
All engines	Conn. nr. 2, without cable		7.6327		
All engines	-> 01/08/13, Conn. nr. 4, LHD, RHD, spanner size 14, thread M10x1.25			7.1294 T20	
All engines	with cable				7.1289 T25
All engines					7.1297 T22

ENGINE				
1.6 CRDI	Diesel	94	06/11->	D4FB

Engine	Information	S10	T10	T20 - T23	T22 - T25
All engines	COL:black, Conn. nr. 1, spanner size 24, switch press. 0.3 bar	7.0195			
All engines	see connection type		7.6309, 7.6327		
All engines	-> 01/08/13, Conn. nr. 4, spanner size 14, thread M10x1.25			7.1294 T20	
All engines	with cable				7.1289 T25
All engines					7.1297 T22

ENGINE				
1.6 LPG ECONEXT	Petrol/ Petro- leum Gas (LPG)	92	03/15->	G4FC

Engine	Information	S10	T10	T20 - T23	T22 - T25
All engines	COL:black, Conn. nr. 1, spanner size 24, switch press. 0.3 bar	7.0195			
All engines	Conn. nr. 2, without cable		7.6327		
All engines	with cable				7.1289 T25
All engines					7.1297 T22

IX35

ENGINE				
1.6 GDi	Petrol	99	09/10-12/15	G4FD

Engine	Information	S10	T10	T20 - T23	T22 - T25
All engines	COL:black, Conn. nr. 1, spanner size 24, switch press. 0.3 bar	7.0195			
All engines	Conn. nr. 2, without cable		7.6327		
All engines	-> 01/06/13, Conn. nr. 4, spanner size 14, thread M10x1.25			7.1294 T20	
All engines	with cable				7.1289 T25
All engines					7.1297 T22

ENGINE				
1.7 CRDi	Diesel	85	09/10-12/15	D4FD


Engine	Information	S10	T10	T20 - T23	T22 - T25
All engines	COL:black, Conn. nr. 1, spanner size 24, switch press. 0.3 bar	7.0195			
All engines	Conn. nr. 2, without cable		7.6327		
All engines	-> 01/05/13, Conn. nr. 4, spanner size 14, thread M10x1.25			7.1294 T20	
All engines	Conn. nr. 2			7.1300 T20	
All engines	with cable				7.1289 T25
All engines					7.1297 T22

ENGINE				
2.0	Petrol	113	08/13-12/15	G4NA

Engine	Information	S10	T10	T20 - T23	T22 - T25
All engines	COL:black, Conn. nr. 1, spanner size 24, switch press. 0.3 bar	7.0195			
All engines	Conn. nr. 2, without cable		7.6327		
All engines	with cable				7.1289 T25
All engines					7.1297 T22

S10	OIL PRESSURE WARNING LIGHT SWITCH	T10	REVERSING LIGHT SWITCH	T20	BRAKE LIGHT SWITCH
T22	SWITCH CLUTCH CONTROL (CRUISE CONTROL)	T23	SWITCH BRAKE ACTUATION (ENGINE TIMING)	T25	SWITCH CLUTCH CONTROL (ENGINE CONTROL)

FUNCTIONS ON THE VEHICLE

Vehicle	alim.	kW	Date	Engine	 S10	 T10	 T20 - T23	 T22 - T25
---------	-------	----	------	--------	---	---	--	---

				ENGINE
2.0	Petrol	120	01/10->	G4KD

Engine	Information	S10	T10	T20 - T23	T22 - T25
All engines	COL:black, Conn. nr. 1, spanner size 24, switch press. 0.3 bar	7.0195			
All engines	Conn. nr. 2, without cable		7.6327		
All engines	Conn. nr. 4, spanner size 14, thread M10x1.25			7.1294 T20	
All engines	Conn. nr. 2			7.1300 T20	
All engines	with cable				7.1289 T25
All engines					7.1297 T22

				ENGINE
2.0	Petrol	122	01/10->	G4KD

Engine	Information	S10	T10	T20 - T23	T22 - T25
All engines	COL:black, Conn. nr. 1, spanner size 24, switch press. 0.3 bar	7.0195			
All engines	Conn. nr. 2, without cable		7.6327		
All engines	Conn. nr. 4, spanner size 14, thread M10x1.25			7.1294 T20	
All engines	Conn. nr. 2			7.1300 T20	
All engines	with cable				7.1289 T25
All engines					7.1297 T22

				ENGINE
2.0 4WD	Petrol	116	09/14->	G4NA

Engine	Information	S10	T10	T20 - T23	T22 - T25
All engines	COL:black, Conn. nr. 1, spanner size 24, switch press. 0.3 bar	7.0195			
All engines	Conn. nr. 2, without cable		7.6327		
All engines	with cable				7.1289 T25
All engines					7.1297 T22

				ENGINE
2.0 4WD	Petrol	120	01/10->	G4KD

Engine	Information	S10	T10	T20 - T23	T22 - T25
All engines	COL:black, Conn. nr. 1, spanner size 24, switch press. 0.3 bar	7.0195			
All engines	Conn. nr. 2, without cable		7.6327		
All engines	Conn. nr. 4, spanner size 14, thread M10x1.25			7.1294 T20	
All engines	with cable				7.1289 T25
All engines					7.1297 T22

				ENGINE
2.0 AWD	Petrol	114	11/13->	G4NA

Engine	Information	S10	T10	T20 - T23	T22 - T25
All engines	COL:black, Conn. nr. 1, spanner size 24, switch press. 0.3 bar	7.0195			

				ENGINE
2.0 CRDi	Diesel	100	01/10->	D4HA

Engine	Information	S10	T10	T20 - T23	T22 - T25
All engines	COL:black, Conn. nr. 1, spanner size 24, switch press. 0.3 bar	7.0195			
All engines			7.6309		7.1297 T22
All engines	Conn. nr. 2, without cable		7.6327		
All engines	-> 01/05/13, Conn. nr. 4, spanner size 14, thread M10x1.25			7.1294 T20	
All engines	Conn. nr. 2			7.1300 T20	
All engines	with cable				7.1289 T25


				ENGINE
2.0 CRDi	Diesel	130	01/12->	D4HA

Engine	Information	S10	T10	T20 - T23	T22 - T25
All engines		7.0195	7.6309		
All engines	-> 27/05/13			7.1294 T20	
All engines	see connection type				7.1289, 7.1297 T22

				ENGINE
2.0 CRDi 4WD	Diesel	100	01/10->	D4HA

Engine	Information	S10	T10	T20 - T23	T22 - T25
All engines	COL:black, Conn. nr. 1, spanner size 24, switch press. 0.3 bar	7.0195			
All engines			7.6309		7.1297 T22
All engines	Conn. nr. 2, without cable		7.6327		
All engines	-> 01/05/13, Conn. nr. 4, spanner size 14, thread M10x1.25			7.1294 T20	

S10	OIL PRESSURE WARNING LIGHT SWITCH	T10	REVERSING LIGHT SWITCH	T20	BRAKE LIGHT SWITCH
T22	SWITCH CLUTCH CONTROL (CRUISE CONTROL)	T23	SWITCH BRAKE ACTUATION (ENGINE TIMING)	T25	SWITCH CLUTCH CONTROL (ENGINE CONTROL)

Vehicle	alim.	kW	Date	Engine	 S10	 T10	 T20 - T23	 T22 - T25
---------	-------	----	------	--------	---	---	--	---

ENGINE				
2.0 CRDi 4WD	Diesel	100	01/10->	D4HA

Engine	Information	S10	T10	T20 - T23	T22 - T25
All engines	Conn. nr. 2			7.1300 T20	
All engines	with cable				7.1289 T25

ENGINE				
2.0 CRDi 4WD	Diesel	135	01/10->	D4HA

Engine	Information	S10	T10	T20 - T23	T22 - T25
All engines	COL:black, Conn. nr. 1, spanner size 24, switch press. 0.3 bar	7.0195			
All engines			7.6309		7.1297 T22
All engines	Conn. nr. 2, without cable		7.6327		
All engines	-> 01/05/13, Conn. nr. 4, spanner size 14, thread M10x1.25			7.1294 T20	
All engines	Conn. nr. 2			7.1300 T20	
All engines	with cable				7.1289 T25

ENGINE				
2.0 CRDi VGT	Diesel	135	08/09-12/15	D4HA

Engine	Information	S10	T10	T20 - T23	T22 - T25
All engines	COL:black, Conn. nr. 1, spanner size 24, switch press. 0.3 bar	7.0195			
All engines			7.6309		7.1297 T22
All engines	Conn. nr. 2, without cable		7.6327		
All engines	-> 01/05/13, Conn. nr. 4, spanner size 14, thread M10x1.25			7.1294 T20	
All engines	Conn. nr. 2			7.1300 T20	
All engines	with cable				7.1289 T25

ENGINE				
2.0 CVT	Petrol	110	08/09->	G4KD

Engine	Information	S10	T10	T20 - T23	T22 - T25
All engines	COL:black, Conn. nr. 1, spanner size 24, switch press. 0.3 bar	7.0195			
All engines	Conn. nr. 2, without cable		7.6327		
All engines	Conn. nr. 4, spanner size 14, thread M10x1.25			7.1294 T20	
All engines	Conn. nr. 2			7.1300 T20	
All engines	with cable				7.1289 T25
All engines					7.1297 T22

ENGINE				
2.0 CVT	Petrol	113	09/14-12/15	G4NA

Engine	Information	S10	T10	T20 - T23	T22 - T25
All engines	COL:black, Conn. nr. 1, spanner size 24, switch press. 0.3 bar	7.0195			
All engines	Conn. nr. 2, without cable		7.6327		
All engines	with cable				7.1289 T25
All engines					7.1297 T22

ENGINE				
2.0 CVT AWD	Petrol	110	08/09->	G4KD

Engine	Information	S10	T10	T20 - T23	T22 - T25
All engines	COL:black, Conn. nr. 1, spanner size 24, switch press. 0.3 bar	7.0195			
All engines	Conn. nr. 2, without cable		7.6327		
All engines	Conn. nr. 4, spanner size 14, thread M10x1.25			7.1294 T20	
All engines	with cable				7.1289 T25
All engines					7.1297 T22

ENGINE				
2.0 GDI	Petrol	110	08/13-12/15	G4NA



Engine	Information	S10	T10	T20 - T23	T22 - T25
All engines	COL:black, Conn. nr. 1, spanner size 24, switch press. 0.3 bar	7.0195			
All engines	Conn. nr. 2, without cable		7.6327		
All engines	with cable				7.1289 T25
All engines					7.1297 T22

ENGINE				
2.0 GDi	Petrol	122	08/13->	G4NC

Engine	Information	S10	T10	T20 - T23	T22 - T25
All engines	COL:black, Conn. nr. 1, spanner size 24, switch press. 0.3 bar	7.0195			
All engines	Conn. nr. 2, without cable		7.6327		

S10 OIL PRESSURE WARNING LIGHT SWITCH	T10 REVERSING LIGHT SWITCH	T20 BRAKE LIGHT SWITCH
T22 SWITCH CLUTCH CONTROL (CRUISE CONTROL)	T23 SWITCH BRAKE ACTUATION (ENGINE TIMING)	T25 SWITCH CLUTCH CONTROL (ENGINE CONTROL)

FUNCTIONS ON THE VEHICLE

Vehicle	alim.	kW	Date	Engine	 S10	 T10	 T20 - T23	 T22 - T25
---------	-------	----	------	--------	---	---	--	---

				ENGINE
2.0 GDi	Petrol	122	08/13->	G4NC

Engine	Information	S10	T10	T20 - T23	T22 - T25
All engines	with cable				7.1289 T25
All engines					7.1297 T22

				ENGINE
2.0 GDi 4WD	Petrol	110	08/13-12/15	G4NA

Engine	Information	S10	T10	T20 - T23	T22 - T25
All engines	COL:black, Conn. nr. 1, spanner size 24, switch press. 0.3 bar	7.0195			
All engines	Conn. nr. 2, without cable		7.6327		
All engines	with cable				7.1289 T25
All engines					7.1297 T22

				ENGINE
2.0 GDi 4WD	Petrol	122	08/13->	G4NC

Engine	Information	S10	T10	T20 - T23	T22 - T25
All engines	COL:black, Conn. nr. 1, spanner size 24, switch press. 0.3 bar	7.0195			
All engines	Conn. nr. 2, without cable		7.6327		
All engines	with cable				7.1289 T25
All engines					7.1297 T22

				ENGINE
2.4 4WD	Petrol	129	09/12-12/13	G4KC

Engine	Information	S10	T10	T20 - T23	T22 - T25
All engines	COL:black, Conn. nr. 1, spanner size 24, switch press. 0.3 bar	7.0195			
All engines	--> 01/06/13, Conn. nr. 4, spanner size 14, thread M10x1.25			7.1294 T20	

				ENGINE
2.4 DCVVT-I 4WD	Petrol	128	07/10-12/13	G4KE

Engine	Information	S10	T10	T20 - T23	T22 - T25
All engines		7.0195			
All engines	--> 27/05/13			7.1294 T20	

				ENGINE
2.4 GDi 4WD	Petrol	136	01/13->	G4KJ

Engine	Information	S10	T10	T20 - T23	T22 - T25
All engines		7.0195			
All engines	--> 27/05/13			7.1294 T20	

				ENGINE
FCEV	Hydrogen	53	10/12->	HFE

Engine	Information	S10	T10	T20 - T23	T22 - T25
All engines	Conn. nr. 4, spanner size 14, thread M10x1.25			7.1294 T20	

				ENGINE
Fuel Cell	Electric	100	09/14->	--, HFE

Engine	Information	S10	T10	T20 - T23	T22 - T25
All engines	Conn. nr. 4, spanner size 14, thread M10x1.25			7.1294 T20	

IX55

				ENGINE
3.0 V6 CRDi 4WD	Diesel	176	09/08-12/11	D6EA

Engine	Information	S10	T10	T20 - T23	T22 - T25
All engines	COL:black, Conn. nr. 1, spanner size 24, switch press. 0.3 bar	7.0195			
All engines	Conn. nr. 4, spanner size 14, thread M10x1.25			7.1294 T20	
All engines	Conn. nr. 2			7.1300 T20	





				ENGINE
3.0 V6 CRDi 4WD	Diesel	184	09/11-12/12	D6EA, D6EB

Engine	Information	S10	T10	T20 - T23	T22 - T25
All engines	COL:black, Conn. nr. 1, spanner size 24, switch press. 0.3 bar	7.0195			
All engines	Conn. nr. 4, spanner size 14, thread M10x1.25			7.1294 T20	

				ENGINE
3.0 V6 CRDi 4WD	Diesel	188	03/12-11/12	D6EA

Engine	Information	S10	T10	T20 - T23	T22 - T25
All engines	COL:black, Conn. nr. 1, spanner size 24, switch press. 0.3 bar	7.0195			

S10 OIL PRESSURE WARNING LIGHT SWITCH	T10 REVERSING LIGHT SWITCH	T20 BRAKE LIGHT SWITCH
T22 SWITCH CLUTCH CONTROL (CRUISE CONTROL)	T23 SWITCH BRAKE ACTUATION (ENGINE TIMING)	T25 SWITCH CLUTCH CONTROL (ENGINE CONTROL)

Vehicle	alim.	kW	Date	Engine	 S10	 T10	 T20 - T23	 T22 - T25
---------	-------	----	------	--------	---	---	--	---

				ENGINE
3.0 V6 CRDi 4WD	Diesel	188	03/12-11/12	D6EA

Engine	Information	S10	T10	T20 - T23	T22 - T25
All engines	Conn. nr. 4, spanner size 14, thread M10x1.25			7.1294 T20	

				ENGINE
3.8 V6	Petrol	194	01/11->	G6DA

Engine	Information	S10	T10	T20 - T23	T22 - T25
All engines		7.0195		7.1294 T20	

				ENGINE
3.8 V6 4WD	Petrol	191	01/07->	G6DA

Engine	Information	S10	T10	T20 - T23	T22 - T25
All engines	COL:black, Conn. nr. 1, spanner size 24, switch press. 0.3 bar	7.0195			
All engines	Conn. nr. 4, spanner size 14, thread M10x1.25			7.1294 T20	
All engines	Conn. nr. 2			7.1300 T20	

				ENGINE
3.8 V6 4WD	Petrol	194	01/11->	G6DA

Engine	Information	S10	T10	T20 - T23	T22 - T25
All engines	COL:black, Conn. nr. 1, spanner size 24, switch press. 0.3 bar	7.0195			
All engines	Conn. nr. 4, spanner size 14, thread M10x1.25			7.1294 T20	

				ENGINE
1.0 T-GDi	Petrol	88	07/17->	G3LC

Engine	Information	S10	T10	T20 - T23	T22 - T25
All engines		7.0182			
All engines	Conn. nr. 2, without cable		7.6327		

				ENGINE
1.6 CRDi	Diesel	85	08/18->	D4FE

Engine	Information	S10	T10	T20 - T23	T22 - T25
All engines	Conn. nr. 2, without cable		7.6327		

				ENGINE
1.6 T-GDi	Petrol	130	07/17->	G4FJ

Engine	Information	S10	T10	T20 - T23	T22 - T25
All engines	COL:black, Conn. nr. 1, spanner size 24, switch press. 0.3 bar	7.0195			

				ENGINE
1.6 T-GDi 4WD	Petrol	130	06/17->	G4FJ

Engine	Information	S10	T10	T20 - T23	T22 - T25
All engines	COL:black, Conn. nr. 1, spanner size 24, switch press. 0.3 bar	7.0195			

				ENGINE
--	--	--	--	--------

				ENGINE
1.5	Petrol	53	10/90-04/95	G4DJ

Engine	Information	S10	T10	T20 - T23	T22 - T25
All engines		7.0017	7.6084		7.1167 T22
All engines	27/02/93 ->, pole nr. 2			7.1057 T20	
All engines	pole nr. 4			7.1125 T20	
All engines	-> 27/02/93, pole nr. 2			7.1169 T20	

				ENGINE
1.5 i.e.	Petrol	63	10/90-11/95	G4DJ

Engine	Information	S10	T10	T20 - T23	T22 - T25
All engines		7.0017	7.6084		7.1167 T22
All engines	27/02/93 ->, pole nr. 2			7.1057 T20	
All engines	pole nr. 4			7.1125 T20	
All engines	-> 27/02/93, pole nr. 2			7.1169 T20	

				ENGINE
1.6 i.e. 16V	Petrol	78	10/90-11/95	G4CR

Engine	Information	S10	T10	T20 - T23	T22 - T25
All engines		7.0017	7.6084		7.1167 T22
All engines	27/02/93 ->, pole nr. 2			7.1057 T20	
All engines	pole nr. 4			7.1125 T20	
All engines	-> 27/02/93, pole nr. 2			7.1169 T20	

S10 OIL PRESSURE WARNING LIGHT SWITCH	T10 REVERSING LIGHT SWITCH	T20 BRAKE LIGHT SWITCH
T22 SWITCH CLUTCH CONTROL (CRUISE CONTROL)	T23 SWITCH BRAKE ACTUATION (ENGINE TIMING)	T25 SWITCH CLUTCH CONTROL (ENGINE CONTROL)

FUNCTIONS ON THE VEHICLE

Vehicle	alim.	kW	Date	Engine	 S10	 T10	 T20 - T23	 T22 - T25
---------	-------	----	------	--------	---	---	--	---

				ENGINE
1.6 i.e. 16V	Petrol	84	10/90-11/95	G4CR

Engine	Information	S10	T10	T20 - T23	T22 - T25
All engines		7.0017	7.6084		7.1167 T22
All engines	27/02/93 ->, pole nr. 2			7.1057 T20	
All engines	pole nr. 4			7.1125 T20	
All engines	-> 27/02/93, pole nr. 2			7.1169 T20	

				ENGINE
1.8 i.e. 16V	Petrol	93	10/90-11/95	G4CN

Engine	Information	S10	T10	T20 - T23	T22 - T25
All engines		7.0017	7.6084		7.1167 T22
All engines	27/02/93 ->, pole nr. 2			7.1057 T20	
All engines	pole nr. 4			7.1125 T20	
All engines	-> 27/02/93, pole nr. 2			7.1169 T20	

LANTRA II

				ENGINE
1.5 12V	Petrol	65	12/96-10/00	G4EK

Engine	Information	S10	T10	T20 - T23	T22 - T25
All engines		7.0017			
All engines	-> 01/07/99, spanner size 22, thread M14x1.5		7.6084		
All engines	01/08/99 ->, Conn. nr. 2, without cable		7.6327		
All engines	Conn. nr. 4, LHD			7.1166 T20	
All engines	01/08/99 ->, Conn. nr. 2, -cruise control, LHD			7.1169 T20	
All engines	-> 14/07/97				7.1174 T22

				ENGINE
1.6 16V	Petrol	84	11/95-10/00	G4GR

Engine	Information	S10	T10	T20 - T23	T22 - T25
All engines		7.0017			
All engines	-> 01/07/99, spanner size 22, thread M14x1.5		7.6084		
All engines	01/08/99 ->, Conn. nr. 2, without cable		7.6327		
All engines	+cruise control, Conn. nr. 2, -cruise control, LHD, RHD, spanner size 14, thread M10x1.25			7.1057 T20	
All engines	Conn. nr. 4, LHD			7.1166 T20	
All engines	01/08/99 ->, Conn. nr. 2, -cruise control, LHD			7.1169 T20	
All engines	Conn. nr. 4, RHD, spanner size 14, thread M10x1.25			7.1294 T20	

				ENGINE
1.6 i	Petrol	66	11/95-10/00	G4GR

Engine	Information	S10	T10	T20 - T23	T22 - T25
All engines		7.0017			
All engines	-> 01/07/99, spanner size 22, thread M14x1.5		7.6084		
All engines	01/08/99 ->, Conn. nr. 2, without cable		7.6327		
All engines	+cruise control, Conn. nr. 2, -cruise control, LHD, RHD, spanner size 14, thread M10x1.25			7.1057 T20	
All engines	Conn. nr. 4, LHD			7.1166 T20	
All engines	01/08/99 ->, Conn. nr. 2, -cruise control, LHD			7.1169 T20	
All engines	Conn. nr. 4, RHD, spanner size 14, thread M10x1.25			7.1294 T20	
All engines	-> 14/07/97				7.1174 T22

				ENGINE
1.8	Petrol	97	06/00->	G4GB

Engine	Information	S10	T10	T20 - T23	T22 - T25
All engines		7.0017		7.1300 T20	
All engines	-> 06/09/00		7.6235		
All engines	06/09/00 ->		7.6327		

				ENGINE
1.8 16V	Petrol	94	11/95-10/00	G4GM

Engine	Information	S10	T10	T20 - T23	T22 - T25
All engines		7.0017			
All engines	-> 01/07/99, spanner size 22, thread M14x1.5		7.6084		
All engines	01/08/99 ->, Conn. nr. 2, without cable		7.6327		
All engines	+cruise control, Conn. nr. 2, -cruise control, LHD, RHD, spanner size 14, thread M10x1.25			7.1057 T20	
All engines	Conn. nr. 4, LHD			7.1166 T20	
All engines	01/08/99 ->, Conn. nr. 2, -cruise control, LHD			7.1169 T20	
All engines	Conn. nr. 4, RHD, spanner size 14, thread M10x1.25			7.1294 T20	
All engines	-> 14/07/97				7.1174 T22

S10	OIL PRESSURE WARNING LIGHT SWITCH	T10	REVERSING LIGHT SWITCH	T20	BRAKE LIGHT SWITCH
T22	SWITCH CLUTCH CONTROL (CRUISE CONTROL)	T23	SWITCH BRAKE ACTUATION (ENGINE TIMING)	T25	SWITCH CLUTCH CONTROL (ENGINE CONTROL)

FUNCTIONS ON THE VEHICLE

Vehicle	alim.	kW	Date	Engine	 S10	 T10	 T20 - T23	 T22 - T25
---------	-------	----	------	--------	---	---	--	---

				ENGINE
1.9	Diesel	50	04/97-05/00	DJY

Engine	Information	S10	T10	T20 - T23	T22 - T25
All engines		7.0116			
All engines	-> 01/07/99, spanner size 22, thread M14x1.5		7.6084		
All engines	01/08/99 ->, Conn. nr. 2, without cable		7.6327		
All engines	Conn. nr. 4, LHD			7.1166	T20
All engines	01/08/99 ->, Conn. nr. 2, -cruise control, LHD			7.1169	T20

				ENGINE
1.9 D	Diesel	50	03/98-10/00	DJY

Engine	Information	S10	T10	T20 - T23	T22 - T25
All engines		7.0116			
All engines	-> 01/07/99, spanner size 22, thread M14x1.5		7.6084		
All engines	01/08/99 ->, Conn. nr. 2, without cable		7.6327		
All engines	Conn. nr. 4, LHD			7.1166	T20
All engines	01/08/99 ->, Conn. nr. 2, -cruise control, LHD			7.1169	T20
All engines	-> 14/07/97				7.1174 T22

				ENGINE
2.0	Petrol	100	04/97-05/00	G4JPE

Engine	Information	S10	T10	T20 - T23	T22 - T25
All engines		7.0017			
All engines	-> 01/07/99, spanner size 22, thread M14x1.5		7.6084		
All engines	01/08/99 ->, Conn. nr. 2, without cable		7.6327		
All engines	Conn. nr. 4, LHD			7.1166	T20
All engines	01/08/99 ->, Conn. nr. 2, -cruise control, LHD			7.1169	T20

				ENGINE
2.0	Petrol	102	06/00->	G4GC-G

Engine	Information	S10	T10	T20 - T23	T22 - T25
All engines		7.0017			
All engines	-> 06/09/00		7.6235		
All engines	06/09/00 ->		7.6327		
All engines	pole nr. 4			7.1294	T20
All engines	pole nr. 2			7.1300	T20
All engines	20/10/05 ->, LHD				7.1298 T22

				ENGINE
2.0 16V	Petrol	102	11/95-10/00	G4GF

Engine	Information	S10	T10	T20 - T23	T22 - T25
All engines		7.0017			
All engines	-> 01/07/99, spanner size 22, thread M14x1.5		7.6084		
All engines	01/08/99 ->, Conn. nr. 2, without cable		7.6327		
All engines	+cruise control, Conn. nr. 2, -cruise control, LHD, RHD, spanner size 14, thread M10x1.25			7.1057	T20
All engines	Conn. nr. 4, LHD			7.1166	T20
All engines	01/08/99 ->, Conn. nr. 2, -cruise control, LHD			7.1169	T20
All engines	Conn. nr. 4, RHD, spanner size 14, thread M10x1.25			7.1294	T20
All engines	-> 14/07/97				7.1174 T22

				ENGINE
2.0 CRDi	Diesel	83	04/01->	D4EA

Engine	Information	S10	T10	T20 - T23	T22 - T25
All engines	-> 01/07/03	7.0017			
All engines	01/07/03 ->	7.0195			
All engines			7.6327	7.1294 T20	7.1298 T22

				ENGINE
2.5 TCI	Diesel	0	09/06->	4D56 (12V)

Engine	Information	S10	T10	T20 - T23	T22 - T25
All engines		7.0195		7.1300	T20
All engines	+alarm switch		7.6318		

				ENGINE
2.5 TCI	Diesel	76	07/00->	D4BH

Engine	Information	S10	T10	T20 - T23	T22 - T25
All engines	-> 03/11/03	7.0017			
All engines	03/11/03 ->	7.0195			

S10	OIL PRESSURE WARNING LIGHT SWITCH	T10	REVERSING LIGHT SWITCH	T20	BRAKE LIGHT SWITCH
T22	SWITCH CLUTCH CONTROL (CRUISE CONTROL)	T23	SWITCH BRAKE ACTUATION (ENGINE TIMING)	T25	SWITCH CLUTCH CONTROL (ENGINE CONTROL)

FUNCTIONS ON THE VEHICLE

Vehicle	alim.	kW	Date	Engine	 S10	 T10	 T20 - T23	 T22 - T25
---------	-------	----	------	--------	---	---	--	---

				ENGINE
2.5 TCI	Diesel	76	07/00->	D4BH

Engine	Information	S10	T10	T20 - T23	T22 - T25
All engines	+alarm switch, 07/09/01 ->		7.6318		
All engines	-> 21/11/05			7.1169 T20	
All engines	21/11/05 ->			7.1300 T20	

				ENGINE
1.5 CRDi	Diesel	60	10/01-08/10	D3EA

Engine	Information	S10	T10	T20 - T23	T22 - T25
All engines	COL:black, Conn. nr. 1, spanner size 24, switch press. 0.3 bar	7.0195			
All engines	Conn. nr. 4, spanner size 14, thread M10x1.25			7.1294 T20	
All engines	Conn. nr. 2			7.1300 T20	
All engines					7.1297 T22

				ENGINE
1.5 CRDi	Diesel	75	12/04-08/10	D4FA

Engine	Information	S10	T10	T20 - T23	T22 - T25
All engines	COL:black, Conn. nr. 1, spanner size 24, switch press. 0.3 bar	7.0195			
All engines	Conn. nr. 2, without cable		7.6327		
All engines	Conn. nr. 4, spanner size 14, thread M10x1.25			7.1294 T20	
All engines	Conn. nr. 2			7.1300 T20	
All engines	RHD				7.1297 T22

				ENGINE
1.5 CRDi VGT	Diesel	81	08/05-08/10	D4FA

Engine	Information	S10	T10	T20 - T23	T22 - T25
All engines	COL:black, Conn. nr. 1, spanner size 24, switch press. 0.3 bar	7.0195			
All engines	Conn. nr. 4, spanner size 14, thread M10x1.25			7.1294 T20	
All engines	Conn. nr. 2			7.1300 T20	
All engines	RHD				7.1297 T22

				ENGINE
1.5 CRDi VGT [TUR]	Diesel	81	04/08->	D4FA

Engine	Information	S10	T10	T20 - T23	T22 - T25
All engines		7.0195		7.1294 T20	7.1297 T22
All engines	+alarm switch		7.6311		

				ENGINE
1.6	Petrol	66	01/02-12/05	G4ED, G4ED-L

Engine	Information	S10	T10	T20 - T23	T22 - T25
Eng. G4ED		7.0017			
All engines	Conn. nr. 2, without cable		7.6327		
All engines	Conn. nr. 4, pole nr. 4, spanner size 14, thread M10x1.25			7.1294 T20	
All engines	Conn. nr. 2, pole nr. 2			7.1300 T20	

				ENGINE
1.6	Petrol	76	06/01-08/10	G4ED, G4ED-G

Engine	Information	S10	T10	T20 - T23	T22 - T25
All engines		7.0017			
All engines	Conn. nr. 2, without cable		7.6327		
All engines	Conn. nr. 4, pole nr. 4, spanner size 14, thread M10x1.25			7.1294 T20	
All engines	Conn. nr. 2, pole nr. 2			7.1300 T20	

				ENGINE
1.6 [TUR]	Petrol	76	04/08->	G4ED

Engine	Information	S10	T10	T20 - T23	T22 - T25
All engines		7.0017	7.6327	7.1294 T20	

				ENGINE
1.8	Petrol	90	06/01-08/10	G4GB, G4GB-G

Engine	Information	S10	T10	T20 - T23	T22 - T25
All engines		7.0017			
All engines	Conn. nr. 2, without cable		7.6327		
All engines	Conn. nr. 4, pole nr. 4, spanner size 14, thread M10x1.25			7.1294 T20	
All engines	Conn. nr. 2, pole nr. 2			7.1300 T20	

S10	OIL PRESSURE WARNING LIGHT SWITCH	T10	REVERSING LIGHT SWITCH	T20	BRAKE LIGHT SWITCH
T22	SWITCH CLUTCH CONTROL (CRUISE CONTROL)	T23	SWITCH BRAKE ACTUATION (ENGINE TIMING)	T25	SWITCH CLUTCH CONTROL (ENGINE CONTROL)

FUNCTIONS ON THE VEHICLE

Vehicle	alim.	kW	Date	Engine				
					S10	T10	T20 - T23	T22 - T25

				ENGINE
1.8 [TUR]	Petrol	90	04/08->	G4GB

Engine	Information	S10	T10	T20 - T23	T22 - T25
All engines		7.0017		7.1294 T20	

NF

				ENGINE
2.0 CVT	Petrol	111	05/05-12/10	G4BPE

Engine	Information	S10	T10	T20 - T23	T22 - T25
All engines	COL:black, Conn. nr. 1, spanner size 24, switch press. 0.3 bar	7.0195			
All engines	Conn. nr. 2, without cable		7.6327		
All engines	Conn. nr. 4, spanner size 14, thread M10x1.25			7.1294 T20	
All engines	Conn. nr. 2			7.1300 T20	

PONY

				ENGINE
1.3	Petrol	43	10/89-01/95	G4DG

Engine	Information	S10	T10	T20 - T23	T22 - T25
All engines		7.0017		7.1057 T20	7.1167 T22
All engines	12/02/90 ->, FOR:(D), FOR:(EU)		7.6084		

				ENGINE
1.3	Petrol	49	10/89-01/95	G4DG

Engine	Information	S10	T10	T20 - T23	T22 - T25
All engines		7.0017		7.1057 T20	7.1167 T22
All engines	12/02/90 ->, FOR:(D), FOR:(EU)		7.6084		

				ENGINE
1.3	Petrol	50	10/85-09/89	G13B

Engine	Information	S10	T10	T20 - T23	T22 - T25
All engines		7.0017		7.1057 T20	

				ENGINE
1.5	Petrol	53	10/85-01/95	G15B, G4DJ

Engine	Information	S10	T10	T20 - T23	T22 - T25
All engines		7.0017		7.1057 T20	7.1167 T22
All engines	12/02/90 ->, FOR:(D), FOR:(EU)		7.6084		

				ENGINE
1.5 i	Petrol	61	10/89-01/95	G15B, G4DJ

Engine	Information	S10	T10	T20 - T23	T22 - T25
All engines		7.0017		7.1057 T20	7.1167 T22
All engines	12/02/90 ->, FOR:(D), FOR:(EU)		7.6084		

				ENGINE
1.5 i	Petrol	62	10/89-01/95	G15B, G4DJ

Engine	Information	S10	T10	T20 - T23	T22 - T25
All engines		7.0017		7.1057 T20	7.1167 T22
All engines	12/02/90 ->, FOR:(D), FOR:(EU)		7.6084		

PONY / EXCEL

				ENGINE
1.3	Petrol	48	12/92-09/94	G4DG

Engine	Information	S10	T10	T20 - T23	T22 - T25
All engines		7.0017	7.6084	7.1057 T20	7.1167 T22

				ENGINE
1.3	Petrol	49	01/90-01/95	G4DG

Engine	Information	S10	T10	T20 - T23	T22 - T25
All engines		7.0017	7.6084	7.1057 T20	7.1167 T22

				ENGINE
1.5	Petrol	53	01/90-01/95	G15B, G4DJ


Engine	Information	S10	T10	T20 - T23	T22 - T25
All engines		7.0017		7.1057 T20	7.1167 T22
All engines	12/02/90 ->, FOR:(D), FOR:(EU)		7.6084		

				ENGINE
1.5 i	Petrol	61	01/90-01/95	G15B, G4DJ

Engine	Information	S10	T10	T20 - T23	T22 - T25
All engines		7.0017		7.1057 T20	7.1167 T22
All engines	12/02/90 ->, FOR:(D), FOR:(EU)		7.6084		

S10	OIL PRESSURE WARNING LIGHT SWITCH	T10	REVERSING LIGHT SWITCH	T20	BRAKE LIGHT SWITCH
T22	SWITCH CLUTCH CONTROL (CRUISE CONTROL)	T23	SWITCH BRAKE ACTUATION (ENGINE TIMING)	T25	SWITCH CLUTCH CONTROL (ENGINE CONTROL)

FUNCTIONS ON THE VEHICLE

Vehicle	alim.	kW	Date	Engine	 S10	 T10	 T20 - T23	 T22 - T25
---------	-------	----	------	--------	---	---	--	---

				ENGINE
1.5 i	Petrol	62	01/90-01/95	G15B, G4DJ

Engine	Information	S10	T10	T20 - T23	T22 - T25
All engines		7.0017		7.1057 T20	7.1167 T22
All engines	12/02/90 ->, FOR:(D), FOR:(EU)		7.6084		

				ENGINE
2.4	Petrol	82	03/96-04/04	G4CS

Engine	Information	S10	T10	T20 - T23	T22 - T25
All engines		7.0017		7.1169 T20	7.1167 T22

				ENGINE
2.5 TD	Diesel	57	07/94-04/04	D4BA

Engine	Information	S10	T10	T20 - T23	T22 - T25
All engines		7.0017			
All engines	-> 15/03/96			7.1022 T20	
All engines	19/04/99 ->			7.1169 T20	

				ENGINE
2.5 TD	Diesel	73	07/94-04/04	D4BH

Engine	Information	S10	T10	T20 - T23	T22 - T25
All engines		7.0195		7.1300 T20	
All engines	+alarm switch		7.6318		

				ENGINE
2.6 TD	Diesel	63	07/94-04/04	D4BB

Engine	Information	S10	T10	T20 - T23	T22 - T25
All engines	-> 03/11/03	7.0017			
All engines	03/11/03 ->	7.0195			
All engines	-> 15/03/96			7.1022 T20	
All engines	19/04/99 ->			7.1169 T20	

				ENGINE
2.5 CRDi	Diesel	103	05/04->	D4CB

Engine	Information	S10	T10	T20 - T23	T22 - T25
All engines		7.0195			
All engines	without cable		7.6309		
All engines	with cable		7.6318		
All engines	pole nr. 4			7.1294 T20	
All engines	pole nr. 2			7.1300 T20	

				ENGINE
2.5 TCI	Diesel	74	05/04->	D4BH

Engine	Information	S10	T10	T20 - T23	T22 - T25
All engines		7.0195			
All engines	without cable		7.6309		
All engines	with cable		7.6318		
All engines	pole nr. 4			7.1294 T20	
All engines	pole nr. 2			7.1300 T20	


				ENGINE
1.5 i [USA]	Petrol	0	01/89->	G4DJ

Engine	Information	S10	T10	T20 - T23	T22 - T25
All engines		7.0017		7.1057 T20	
All engines	no specific info conc. application available		7.6084		

				ENGINE
1.5 i	Petrol	62	02/90-05/96	G4DJ

Engine	Information	S10	T10	T20 - T23	T22 - T25
All engines		7.0017	7.6084		7.1167 T22
All engines	pole nr. 2, with cable			7.1057 T20	
All engines	pole nr. 4			7.1125 T20	
All engines	pole nr. 2, without cable			7.1169 T20	

S10	OIL PRESSURE WARNING LIGHT SWITCH	T10	REVERSING LIGHT SWITCH	T20	BRAKE LIGHT SWITCH
T22	SWITCH CLUTCH CONTROL (CRUISE CONTROL)	T23	SWITCH BRAKE ACTUATION (ENGINE TIMING)	T25	SWITCH CLUTCH CONTROL (ENGINE CONTROL)

Vehicle	alim.	kW	Date	Engine	 S10	 T10	 T20 - T23	 T22 - T25
---------	-------	----	------	--------	---	---	--	---

				ENGINE
1.5 i	Petrol	65	04/92-05/96	G4EK

Engine	Information	S10	T10	T20 - T23	T22 - T25
All engines		7.0017	7.6084		7.1167 T22
All engines	pole nr. 2, with cable			7.1057 T20	
All engines	pole nr. 4			7.1125 T20	
All engines	pole nr. 2, without cable			7.1169 T20	

				ENGINE
1.5 i Turbo	Petrol	85	04/91-05/96	G4EK-TC

Engine	Information	S10	T10	T20 - T23	T22 - T25
All engines			7.6084	7.1057 T20	7.1167 T22
All engines	+cruise control				7.1057 T22

SANTA FE I

				ENGINE
2.0	Petrol	99	08/01-03/06	G4BP, G4JP

Engine	Information	S10	T10	T20 - T23	T22 - T25
Eng. G4JP		7.0017	7.6315		
Eng. G4JP	Conn. nr. 2			7.1169 T20	
Eng. G4JP	-> 01/11/03, 01/12/03 ->, Conn. nr. 4, spanner size 14, thread M10x1.25			7.1294 T20	
Eng. G4JP	-> 01/11/03, Conn. nr. 2			7.1300 T20	
Eng. G4BP	see connection type, without cable				7.1169 T22
Eng. G4BP	with cable				7.1296 T22

				ENGINE
2.0 CRDi	Diesel	83	08/01-03/06	D4EA

Engine	Information	S10	T10	T20 - T23	T22 - T25
All engines		7.0017	7.6315		
All engines	Conn. nr. 2			7.1169 T20	
All engines	Conn. nr. 4, spanner size 14, thread M10x1.25			7.1294 T20	
All engines	see connection type, without cable				7.1169 T22
All engines	with cable				7.1296 T22

				ENGINE
2.0 CRDi 4x4	Diesel	83	04/01-03/06	D4EA

Engine	Information	S10	T10	T20 - T23	T22 - T25
All engines	-> 01/07/03	7.0017			
All engines	01/08/03 ->, COL:black, Conn. nr. 1, spanner size 24, switch press. 0.3 bar	7.0195			
All engines			7.6315		
All engines	Conn. nr. 2			7.1169 T20	
All engines	-> 01/11/03, 01/12/03 ->, Conn. nr. 4, spanner size 14, thread M10x1.25			7.1294 T20	
All engines	-> 01/11/03, Conn. nr. 2			7.1300 T20	
All engines	see connection type, without cable				7.1169 T22
All engines	with cable				7.1296 T22

				ENGINE
2.0 CRDi 4x4	Diesel	92	08/03-03/06	D4EA



Engine	Information	S10	T10	T20 - T23	T22 - T25
All engines	COL:black, Conn. nr. 1, spanner size 24, switch press. 0.3 bar	7.0195			
All engines			7.6315		
All engines	Conn. nr. 2			7.1169 T20	
All engines	-> 01/11/03, 01/12/03 ->, Conn. nr. 4, spanner size 14, thread M10x1.25			7.1294 T20	
All engines	-> 01/11/03, Conn. nr. 2			7.1300 T20	
All engines	see connection type, without cable				7.1169 T22
All engines	with cable				7.1296 T22

				ENGINE
2.0 CRDi Trazione integrale	Diesel	107	11/03-02/06	D4EA

Engine	Information	S10	T10	T20 - T23	T22 - T25
All engines	COL:black, Conn. nr. 1, spanner size 24, switch press. 0.3 bar	7.0195			
All engines			7.6315		7.1297 T22
All engines	Conn. nr. 2			7.1169 T20	
All engines	Conn. nr. 4			7.1294 T20	
All engines	LHD				7.1296 T22

S10 OIL PRESSURE WARNING LIGHT SWITCH	T10 REVERSING LIGHT SWITCH	T20 BRAKE LIGHT SWITCH
T22 SWITCH CLUTCH CONTROL (CRUISE CONTROL)	T23 SWITCH BRAKE ACTUATION (ENGINE TIMING)	T25 SWITCH CLUTCH CONTROL (ENGINE CONTROL)

FUNCTIONS ON THE VEHICLE

Vehicle	alim.	kW	Date	Engine	 S10	 T10	 T20 - T23	 T22 - T25
---------	-------	----	------	--------	---	---	--	---

				ENGINE
2.2 CRDi	Diesel	110	10/05-03/06	D4EB

Engine	Information	S10	T10	T20 - T23	T22 - T25
All engines		7.0195			
All engines	pole nr. 4			7.1294 T20	

				ENGINE
2.4 16V	Petrol	100	02/01-03/06	G4JS, G4JS-G

Engine	Information	S10	T10	T20 - T23	T22 - T25
All engines	-> 09/08/04	7.0017			
Eng. G4JS-G	09/08/04 ->	7.0195			
All engines			7.6315		
Eng. G4JS	Conn. nr. 2			7.1169 T20	
All engines	-> 01/11/03, 01/12/03 ->, Conn. nr. 4, pole nr. 4, spanner size 14, thread M10x1.25			7.1294 T20	
Eng. G4JS	-> 01/11/03, Conn. nr. 2			7.1300 T20	
Eng. G4JS-G	see connection type, without cable				7.1169 T22
Eng. G4JS-G	with cable				7.1296 T22

				ENGINE
2.4 16V	Petrol	107	02/01-03/06	G4JS, G4JS-G

Engine	Information	S10	T10	T20 - T23	T22 - T25
All engines	-> 09/08/04	7.0017			
Eng. G4JS-G	09/08/04 ->	7.0195			
All engines			7.6315		
Eng. G4JS	Conn. nr. 2			7.1169 T20	
All engines	-> 01/11/03, 01/12/03 ->, Conn. nr. 4, pole nr. 4, spanner size 14, thread M10x1.25			7.1294 T20	
Eng. G4JS	-> 01/11/03, Conn. nr. 2			7.1300 T20	
Eng. G4JS-G	see connection type, without cable				7.1169 T22
Eng. G4JS-G	with cable				7.1296 T22

				ENGINE
2.4 16V 4x4	Petrol	100	02/01-03/06	G4JS, G4JS-G

Engine	Information	S10	T10	T20 - T23	T22 - T25
All engines	-> 09/08/04	7.0017			
Eng. G4JS-G	09/08/04 ->	7.0195			
All engines			7.6315		
Eng. G4JS	Conn. nr. 2			7.1169 T20	
All engines	-> 01/11/03, 01/12/03 ->, Conn. nr. 4, pole nr. 4, spanner size 14, thread M10x1.25			7.1294 T20	
Eng. G4JS	-> 01/11/03, Conn. nr. 2			7.1300 T20	
Eng. G4JS-G	see connection type, without cable				7.1169 T22
Eng. G4JS-G	with cable				7.1296 T22

				ENGINE
2.4 16V 4x4	Petrol	107	02/01-03/06	G4JS, G4JS-G

Engine	Information	S10	T10	T20 - T23	T22 - T25
All engines	-> 09/08/04	7.0017			
Eng. G4JS-G	09/08/04 ->	7.0195			
All engines			7.6315		
Eng. G4JS	Conn. nr. 2			7.1169 T20	
All engines	-> 01/11/03, 01/12/03 ->, Conn. nr. 4, pole nr. 4, spanner size 14, thread M10x1.25			7.1294 T20	
Eng. G4JS	-> 01/11/03, Conn. nr. 2			7.1300 T20	
Eng. G4JS-G	see connection type, without cable				7.1169 T22
Eng. G4JS-G	with cable				7.1296 T22

				ENGINE
2.7	Petrol	139	10/05-03/06	G6EA

Engine	Information	S10	T10	T20 - T23	T22 - T25
All engines		7.0195			
All engines	pole nr. 4			7.1294 T20	

				ENGINE
2.7 4x4	Petrol	129	09/02-12/04	G6BA

Engine	Information	S10	T10	T20 - T23	T22 - T25
All engines	-> 01/05/04	7.0017			
All engines	01/06/04 ->, COL:black, Conn. nr. 1, spanner size 24, switch press. 0.3 bar	7.0195			
All engines	Conn. nr. 4, spanner size 14, thread M10x1.25			7.1294 T20	

S10	OIL PRESSURE WARNING LIGHT SWITCH	T10	REVERSING LIGHT SWITCH	T20	BRAKE LIGHT SWITCH
T22	SWITCH CLUTCH CONTROL (CRUISE CONTROL)	T23	SWITCH BRAKE ACTUATION (ENGINE TIMING)	T25	SWITCH CLUTCH CONTROL (ENGINE CONTROL)

FUNCTIONS ON THE VEHICLE

Vehicle	alim.	kW	Date	Engine	 S10	 T10	 T20 - T23	 T22 - T25
---------	-------	----	------	--------	---	---	--	---

ENGINE				
2.7 4x4	Petrol	139	10/05-03/06	G6EA

Engine	Information	S10	T10	T20 - T23	T22 - T25
All engines		7.0195			
All engines	pole nr. 4			7.1294 T20	

ENGINE				
2.7 V6 4x4	Petrol	127	02/01-03/06	G6BA, G6BA-G

Engine	Information	S10	T10	T20 - T23	T22 - T25
Eng. G6BA	-> 01/05/04	7.0017			
Eng. G6BA	01/06/04 ->, COL:black, Conn. nr. 1, spanner size 24, switch press. 0.3 bar	7.0195			
Eng. G6BA	Conn. nr. 2			7.1169 T20	
All engines	-> 01/11/03, 01/12/03 ->, Conn. nr. 4, pole nr. 4, spanner size 14, thread M10x1.25			7.1294 T20	
Eng. G6BA	-> 01/11/03, Conn. nr. 2			7.1300 T20	

ENGINE				
3.5	Petrol	147	09/03-02/06	G6CU

Engine	Information	S10	T10	T20 - T23	T22 - T25
All engines	pole nr. 4			7.1294 T20	

ENGINE				
3.5 4x4	Petrol	147	09/03-02/06	G6CU

Engine	Information	S10	T10	T20 - T23	T22 - T25
All engines	pole nr. 4			7.1294 T20	

SANTA FE II

ENGINE				
2.0 CRDi	Diesel	110	12/10-12/12	D4HA

Engine	Information	S10	T10	T20 - T23	T22 - T25
All engines	COL:black, Conn. nr. 1, spanner size 24, switch press. 0.3 bar	7.0195			
All engines	Conn. nr. 2, without cable		7.6327		
All engines	Conn. nr. 4, spanner size 14, thread M10x1.25			7.1294 T20	
All engines	with cable				7.1289 T25
All engines					7.1297 T22

ENGINE				
2.0 CRDi 4x4	Diesel	110	12/10-12/12	D4HA

Engine	Information	S10	T10	T20 - T23	T22 - T25
All engines	COL:black, Conn. nr. 1, spanner size 24, switch press. 0.3 bar	7.0195			
All engines	Conn. nr. 2, without cable		7.6327		
All engines	Conn. nr. 4, spanner size 14, thread M10x1.25			7.1294 T20	
All engines	with cable				7.1289 T25
All engines					7.1297 T22

ENGINE				
2.2 CRDi	Diesel	102	03/06-12/12	D4EB

Engine	Information	S10	T10	T20 - T23	T22 - T25
All engines	COL:black, Conn. nr. 1, spanner size 24, switch press. 0.3 bar	7.0195			
All engines	Qty 2		7.6309		
All engines	Conn. nr. 4, spanner size 14, thread M10x1.25			7.1294 T20	
All engines	Conn. nr. 2			7.1300 T20	
All engines					7.1297 T22

ENGINE				
2.2 CRDi	Diesel	114	03/06-12/09	D4EB

Engine	Information	S10	T10	T20 - T23	T22 - T25
All engines	COL:black, Conn. nr. 1, spanner size 24, switch press. 0.3 bar	7.0195			
All engines	Conn. nr. 2, without cable		7.6327		
All engines	Conn. nr. 4, spanner size 14, thread M10x1.25			7.1294 T20	
All engines	Conn. nr. 2			7.1300 T20	
All engines					7.1297 T22

ENGINE				
2.2 CRDi	Diesel	145	01/09->	D4HB

Engine	Information	S10	T10	T20 - T23	T22 - T25
All engines	COL:black, Conn. nr. 1, spanner size 24, switch press. 0.3 bar	7.0195			
All engines	Conn. nr. 2, without cable		7.6327		
All engines	Conn. nr. 4, spanner size 14, thread M10x1.25			7.1294 T20	

S10 OIL PRESSURE WARNING LIGHT SWITCH	T10 REVERSING LIGHT SWITCH	T20 BRAKE LIGHT SWITCH
T22 SWITCH CLUTCH CONTROL (CRUISE CONTROL)	T23 SWITCH BRAKE ACTUATION (ENGINE TIMING)	T25 SWITCH CLUTCH CONTROL (ENGINE CONTROL)

FUNCTIONS ON THE VEHICLE

Vehicle	alim.	kW	Date	Engine	 S10	 T10	 T20 - T23	 T22 - T25
---------	-------	----	------	--------	---	---	--	---

				ENGINE
2.2 CRDi	Diesel	145	01/09->	D4HB

Engine	Information	S10	T10	T20 - T23	T22 - T25
All engines	Conn. nr. 2			7.1300 T20	
All engines	with cable				7.1289 T22
All engines					7.1297 T22, T25

				ENGINE
2.2 CRDi	Diesel	147	01/09-12/10	D4HB

Engine	Information	S10	T10	T20 - T23	T22 - T25
All engines	COL:black, Conn. nr. 1, spanner size 24, switch press. 0.3 bar	7.0195			
All engines	Conn. nr. 4, spanner size 14, thread M10x1.25			7.1294 T20	

				ENGINE
2.2 CRDi 4x4	Diesel	102	03/06-12/12	D4EB

Engine	Information	S10	T10	T20 - T23	T22 - T25
All engines	COL:black, Conn. nr. 1, spanner size 24, switch press. 0.3 bar	7.0195			
All engines	Qty 2		7.6309		
All engines	Conn. nr. 4, spanner size 14, thread M10x1.25			7.1294 T20	
All engines	Conn. nr. 2			7.1300 T20	
All engines					7.1297 T22

				ENGINE
2.2 CRDi 4x4	Diesel	110	10/05-03/06	D4EB

Engine	Information	S10	T10	T20 - T23	T22 - T25
All engines		7.0195		7.1294 T20	7.1297 T22
All engines	Qty 2		7.6309		

				ENGINE
2.2 CRDi 4x4	Diesel	114	03/06-12/09	D4EB

Engine	Information	S10	T10	T20 - T23	T22 - T25
All engines	COL:black, Conn. nr. 1, spanner size 24, switch press. 0.3 bar	7.0195			
All engines	Qty 2		7.6309		
All engines	Conn. nr. 4, spanner size 14, thread M10x1.25			7.1294 T20	
All engines	Conn. nr. 2			7.1300 T20	
All engines					7.1297 T22

				ENGINE
2.2 CRDi 4x4	Diesel	145	01/09-12/12	D4HB

Engine	Information	S10	T10	T20 - T23	T22 - T25
All engines	COL:black, Conn. nr. 1, spanner size 24, switch press. 0.3 bar	7.0195			
All engines	Conn. nr. 2, without cable		7.6327		
All engines	Conn. nr. 4, spanner size 14, thread M10x1.25			7.1294 T20	
All engines	Conn. nr. 2			7.1300 T20	
All engines					7.1297 T22

				ENGINE
2.2 CRDi 4x4	Diesel	147	01/09-12/12	D4HB

Engine	Information	S10	T10	T20 - T23	T22 - T25
All engines	COL:black, Conn. nr. 1, spanner size 24, switch press. 0.3 bar	7.0195			
All engines	Conn. nr. 4, spanner size 14, thread M10x1.25			7.1294 T20	

				ENGINE
2.2 CRDi GLS	Diesel	110	03/06-12/09	D4EB

Engine	Information	S10	T10	T20 - T23	T22 - T25
All engines	COL:black, Conn. nr. 1, spanner size 24, switch press. 0.3 bar	7.0195			
All engines	Conn. nr. 2, without cable		7.6327		
All engines	Conn. nr. 4, spanner size 14, thread M10x1.25			7.1294 T20	
All engines	Conn. nr. 2			7.1300 T20	
All engines					7.1297 T22

				ENGINE
2.2 CRDi GLS 4x4	Diesel	110	03/06-12/09	D4EB

Engine	Information	S10	T10	T20 - T23	T22 - T25
All engines	COL:black, Conn. nr. 1, spanner size 24, switch press. 0.3 bar	7.0195			
All engines	Conn. nr. 2, without cable		7.6327		
All engines	Conn. nr. 4, spanner size 14, thread M10x1.25			7.1294 T20	

S10 OIL PRESSURE WARNING LIGHT SWITCH	T10 REVERSING LIGHT SWITCH	T20 BRAKE LIGHT SWITCH
T22 SWITCH CLUTCH CONTROL (CRUISE CONTROL)	T23 SWITCH BRAKE ACTUATION (ENGINE TIMING)	T25 SWITCH CLUTCH CONTROL (ENGINE CONTROL)

Vehicle	alim.	kW	Date	Engine	 S10	 T10	 T20 - T23	 T22 - T25
---------	-------	----	------	--------	---	---	--	---

ENGINE				
2.2 CRDi GLS 4x4	Diesel	110	03/06-12/09	D4EB

Engine	Information	S10	T10	T20 - T23	T22 - T25
All engines	Conn. nr. 2			7.1300 T20	
All engines					7.1297 T22

ENGINE				
2.4	Petrol	128	11/10-12/12	G4KE

Engine	Information	S10	T10	T20 - T23	T22 - T25
All engines	COL:black, Conn. nr. 1, spanner size 24, switch press. 0.3 bar	7.0195			
All engines	Conn. nr. 2, without cable		7.6327		
All engines	Conn. nr. 4, spanner size 14, thread M10x1.25			7.1294 T20	
All engines	Conn. nr. 2			7.1300 T20	
All engines					7.1297 T25

ENGINE				
2.4 4x4	Petrol	128	07/10-12/12	G4KE

Engine	Information	S10	T10	T20 - T23	T22 - T25
All engines	COL:black, Conn. nr. 1, spanner size 24, switch press. 0.3 bar	7.0195			
All engines	Conn. nr. 2, without cable		7.6327		
All engines	Conn. nr. 4, spanner size 14, thread M10x1.25			7.1294 T20	
All engines	Conn. nr. 2			7.1300 T20	
All engines					7.1297 T25

ENGINE				
2.4 CVT [ExtraEU]	Petrol	126	06/15->	G4KE

Engine	Information	S10	T10	T20 - T23	T22 - T25
All engines	COL:black, Conn. nr. 1, spanner size 24, switch press. 0.3 bar	7.0195			
All engines	Conn. nr. 2, without cable		7.6327		
All engines	with cable				7.1289 T22
All engines					7.1297 T25

ENGINE				
2.7	Petrol	125	03/06-12/12	G6BA

Engine	Information	S10	T10	T20 - T23	T22 - T25
All engines	COL:black, Conn. nr. 1, spanner size 24, switch press. 0.3 bar	7.0195			
All engines	Qty 2		7.6309		
All engines				7.1294 T20	7.1297 T22

ENGINE				
2.7 4x4	Petrol	125	03/06-12/12	G6BA, G6EA

Engine	Information	S10	T10	T20 - T23	T22 - T25
All engines	COL:black, Conn. nr. 1, spanner size 24, switch press. 0.3 bar	7.0195			
Eng. G6BA	Qty 2		7.6309		
Eng. G6EA	Conn. nr. 2, without cable		7.6327		
All engines	Conn. nr. 4, spanner size 14, thread M10x1.25			7.1294 T20	
Eng. G6EA	Conn. nr. 2			7.1300 T20	
Eng. G6BA					7.1297 T22
Eng. G6EA					7.1297 T25

ENGINE				
2.7 4x4	Petrol	147	01/07-12/12	G6BA

Engine	Information	S10	T10	T20 - T23	T22 - T25
All engines		7.0195		7.1294 T20	7.1297 T22
All engines	Qty 2		7.6309		

ENGINE				
2.7 V6 GLS	Petrol	139	03/06-12/09	G6EA





Engine	Information	S10	T10	T20 - T23	T22 - T25
All engines	COL:black, Conn. nr. 1, spanner size 24, switch press. 0.3 bar	7.0195			
All engines	Conn. nr. 2, without cable		7.6327		
All engines	Conn. nr. 4, spanner size 14, thread M10x1.25			7.1294 T20	
All engines	Conn. nr. 2			7.1300 T20	
All engines					7.1297 T25

ENGINE				
2.7 V6 GLS 4x4	Petrol	139	03/06-12/09	G6EA

Engine	Information	S10	T10	T20 - T23	T22 - T25
All engines	COL:black, Conn. nr. 1, spanner size 24, switch press. 0.3 bar	7.0195			

S10 OIL PRESSURE WARNING LIGHT SWITCH	T10 REVERSING LIGHT SWITCH	T20 BRAKE LIGHT SWITCH
T22 SWITCH CLUTCH CONTROL (CRUISE CONTROL)	T23 SWITCH BRAKE ACTUATION (ENGINE TIMING)	T25 SWITCH CLUTCH CONTROL (ENGINE CONTROL)

FUNCTIONS ON THE VEHICLE

Vehicle	alim.	kW	Date	Engine	 S10	 T10	 T20 - T23	 T22 - T25
ENGINE								
2.7 V6 GLS 4x4	Petrol	139	03/06-12/09	G6EA				
Engine	Information			S10	T10	T20 - T23	T22 - T25	
All engines	Conn. nr. 2, without cable				7.6327			
All engines	Conn. nr. 4, spanner size 14, thread M10x1.25					7.1294	T20	
All engines							7.1297	T22
ENGINE								
3.3	Petrol	180	07/07-11/08	G6DB				
Engine	Information			S10	T10	T20 - T23	T22 - T25	
All engines				7.0195		7.1294	T20	7.1297 T22
ENGINE								
3.3 Dynamic 4x4	Petrol	173	03/06-12/12	G6DB				
Engine	Information			S10	T10	T20 - T23	T22 - T25	
All engines				7.0195		7.1294	T20	7.1297 T22
ENGINE								
3.5	Petrol	147	01/10->	--				
Engine	Information			S10	T10	T20 - T23	T22 - T25	
All engines				7.0195		7.1294	T20	
ENGINE								
3.5 CVT [ExtraEU]	Petrol	203	01/09-05/13	G6DC				
Engine	Information			S10	T10	T20 - T23	T22 - T25	
All engines	COL:black, Conn. nr. 1, spanner size 24, switch press. 0.3 bar			7.0195				
All engines	Conn. nr. 4, spanner size 14, thread M10x1.25					7.1294	T20	
SANTA FE III								
ENGINE								
2.0 CRDi	Diesel	110	09/12->	D4HA				
Engine	Information			S10	T10	T20 - T23	T22 - T25	
All engines	COL:black, Conn. nr. 1, spanner size 24, switch press. 0.3 bar			7.0195				
All engines					7.6309		7.1297	T25
All engines	with cable						7.1289	T22
ENGINE								
2.0 CRDi	Diesel	136	05/15->	D4HA				
Engine	Information			S10	T10	T20 - T23	T22 - T25	
All engines	COL:black, Conn. nr. 1, spanner size 24, switch press. 0.3 bar			7.0195				
ENGINE								
2.0 CRDi 4WD	Diesel	110	09/12->	D4HA				
Engine	Information			S10	T10	T20 - T23	T22 - T25	
All engines	COL:black, Conn. nr. 1, spanner size 24, switch press. 0.3 bar			7.0195				
All engines					7.6309			
All engines	see connection type						7.1289, 7.1297	T22
ENGINE								
2.0 CRDi 4WD	Diesel	136	09/12->	D4HA				
Engine	Information			S10	T10	T20 - T23	T22 - T25	
All engines	COL:black, Conn. nr. 1, spanner size 24, switch press. 0.3 bar			7.0195				
ENGINE								
2.2 CRDi	Diesel	145	09/12-12/15	D4HB				
Engine	Information			S10	T10	T20 - T23	T22 - T25	
All engines	COL:black, Conn. nr. 1, spanner size 24, switch press. 0.3 bar			7.0195				
All engines	Conn. nr. 2, without cable				7.6327			
All engines	with cable						7.1289	T22
All engines							7.1297	T25
ENGINE								
2.2 CRDi	Diesel	147	10/15->	D4HB				
Engine	Information			S10	T10	T20 - T23	T22 - T25	
All engines	COL:black, Conn. nr. 1, spanner size 24, switch press. 0.3 bar			7.0195				
All engines	Conn. nr. 2, without cable				7.6327			
All engines	with cable						7.1289	T25
All engines							7.1297	T22

S10	OIL PRESSURE WARNING LIGHT SWITCH	T10	REVERSING LIGHT SWITCH	T20	BRAKE LIGHT SWITCH
T22	SWITCH CLUTCH CONTROL (CRUISE CONTROL)	T23	SWITCH BRAKE ACTUATION (ENGINE TIMING)	T25	SWITCH CLUTCH CONTROL (ENGINE CONTROL)

FUNCTIONS ON THE VEHICLE

Vehicle	alim.	kW	Date	Engine	 S10	 T10	 T20 - T23	 T22 - T25
---------	-------	----	------	--------	---	---	--	---

ENGINE				
2.2 CRDi 4WD	Diesel	145	09/12-12/15	D4HB

Engine	Information	S10	T10	T20 - T23	T22 - T25
All engines	COL:black, Conn. nr. 1, spanner size 24, switch press. 0.3 bar	7.0195			
All engines	Conn. nr. 2, without cable		7.6327		
All engines	with cable				7.1289 T22
All engines					7.1297 T25

ENGINE				
2.2 CRDi 4WD	Diesel	147	10/15->	D4HB

Engine	Information	S10	T10	T20 - T23	T22 - T25
All engines	COL:black, Conn. nr. 1, spanner size 24, switch press. 0.3 bar	7.0195			
All engines	Conn. nr. 2, without cable		7.6327		
All engines	with cable				7.1289 T25
All engines					7.1297 T22

ENGINE				
2.4	Petrol	141	09/12-12/15	G4KJ

Engine	Information	S10	T10	T20 - T23	T22 - T25
All engines	COL:black, Conn. nr. 1, spanner size 24, switch press. 0.3 bar	7.0195			
All engines	Conn. nr. 2, without cable		7.6327		
All engines	with cable				7.1289 T22
All engines					7.1297 T25

ENGINE				
2.4 4WD	Petrol	141	09/12-12/15	G4KJ

Engine	Information	S10	T10	T20 - T23	T22 - T25
All engines	COL:black, Conn. nr. 1, spanner size 24, switch press. 0.3 bar	7.0195			
All engines	Conn. nr. 2, without cable		7.6327		
All engines	with cable				7.1289 T22
All engines					7.1297 T25

ENGINE				
2.4 CCVT	Petrol	129	09/12->	G4KE

Engine	Information	S10	T10	T20 - T23	T22 - T25
All engines	COL:black, Conn. nr. 1, spanner size 24, switch press. 0.3 bar	7.0195			
All engines	Conn. nr. 2, without cable		7.6327		
All engines	with cable				7.1289 T22
All engines					7.1297 T25

ENGINE				
2.4 CCVT AWD	Petrol	129	09/12->	G4KE

Engine	Information	S10	T10	T20 - T23	T22 - T25
All engines	-> 01/09/12, 01/10/12 ->, COL:black, Conn. nr. 1, spanner size 24, switch press. 0.3 bar	7.0195			
All engines			7.6309		7.1297 T25
All engines	Conn. nr. 2, without cable		7.6327		
All engines	with cable				7.1289 T22

ENGINE				
2.4 GDI	Petrol	138	05/15->	G4KJ

Engine	Information	S10	T10	T20 - T23	T22 - T25
All engines	COL:black, Conn. nr. 1, spanner size 24, switch press. 0.3 bar	7.0195			
All engines	Conn. nr. 2, without cable		7.6327		
All engines	with cable				7.1289 T22
All engines					7.1297 T25

ENGINE				
2.4 GDI 4WD	Petrol	138	05/15->	G4KJ

Engine	Information	S10	T10	T20 - T23	T22 - T25
All engines	COL:black, Conn. nr. 1, spanner size 24, switch press. 0.3 bar	7.0195			
All engines	with cable				7.1289 T25
All engines					7.1297 T22

S10 OIL PRESSURE WARNING LIGHT SWITCH	T10 REVERSING LIGHT SWITCH	T20 BRAKE LIGHT SWITCH
T22 SWITCH CLUTCH CONTROL (CRUISE CONTROL)	T23 SWITCH BRAKE ACTUATION (ENGINE TIMING)	T25 SWITCH CLUTCH CONTROL (ENGINE CONTROL)

FUNCTIONS ON THE VEHICLE

Vehicle	alim.	kW	Date	Engine	 S10	 T10	 T20 - T23	 T22 - T25
---------	-------	----	------	--------	---	---	--	---

SANTA FE IV

2.0 CRDi	Diesel	110	07/18->	ENGINE D4HA
----------	--------	-----	---------	----------------

Engine	Information	S10	T10	T20 - T23	T22 - T25
All engines	Conn. nr. 2, without cable		7.6327		

2.0 CRDi AWD	Diesel	110	07/18->	ENGINE D4HA
--------------	--------	-----	---------	----------------

Engine	Information	S10	T10	T20 - T23	T22 - T25
All engines	Conn. nr. 2, without cable		7.6327		

2.0 D	Diesel	137	02/18->	ENGINE D4HA
-------	--------	-----	---------	----------------

Engine	Information	S10	T10	T20 - T23	T22 - T25
All engines	Conn. nr. 2, without cable		7.6327		

2.0 D AWD	Diesel	137	02/18->	ENGINE D4HA
-----------	--------	-----	---------	----------------

Engine	Information	S10	T10	T20 - T23	T22 - T25
All engines	Conn. nr. 2, without cable		7.6327		

2.2 CRDi AWD	Diesel	147	07/18->	ENGINE D4HB
--------------	--------	-----	---------	----------------

Engine	Information	S10	T10	T20 - T23	T22 - T25
All engines	Conn. nr. 2, without cable		7.6327		

2.4 GDI AWD	Petrol	136	07/18->	ENGINE G4KJ
-------------	--------	-----	---------	----------------

Engine	Information	S10	T10	T20 - T23	T22 - T25
All engines	COL:black, Conn. nr. 1, spanner size 24, switch press. 0.3 bar	7.0195			

SANTAMO

2.0	Petrol	77	10/98-10/02	ENGINE G4CP
-----	--------	----	-------------	----------------

Engine	Information	S10	T10	T20 - T23	T22 - T25
All engines		7.0017			
All engines	spanner size 22, thread M14x1.5		7.6084		
All engines	Conn. nr. 2, spanner size 14, thread M10x1.25			7.1057	T20

2.0 16V	Petrol	102	05/99-12/02	ENGINE G4JP, G4JPE
---------	--------	-----	-------------	-----------------------

Engine	Information	S10	T10	T20 - T23	T22 - T25
All engines		7.0017			
All engines	spanner size 22, thread M14x1.5		7.6084		
All engines	Conn. nr. 2, spanner size 14, thread M10x1.25			7.1057	T20
Eng. G4JP					7.1174 T22

2.0 16V 4x4	Petrol	102	05/99-12/02	ENGINE G4CP-D, G4CPDOHC
-------------	--------	-----	-------------	----------------------------

Engine	Information	S10	T10	T20 - T23	T22 - T25
All engines		7.0017			
Eng. G4CP-D			7.6084		7.1174 T22
All engines	Conn. nr. 2, spanner size 14, thread M10x1.25			7.1057	T20

SANTRO

1.1	Petrol	0	01/03->	ENGINE G4HD
-----	--------	---	---------	----------------

Engine	Information	S10	T10	T20 - T23	T22 - T25
All engines	COL:red	7.0014			
All engines	COL:black	7.0195			
All engines			7.6211	7.1169	T20

SATELLITE

2.4	Petrol	82	09/99-06/02	ENGINE G4CS
-----	--------	----	-------------	----------------

Engine	Information	S10	T10	T20 - T23	T22 - T25
All engines		7.0017			
All engines	Conn. nr. 2			7.1169	T20

S10	OIL PRESSURE WARNING LIGHT SWITCH	T10	REVERSING LIGHT SWITCH	T20	BRAKE LIGHT SWITCH
T22	SWITCH CLUTCH CONTROL (CRUISE CONTROL)	T23	SWITCH BRAKE ACTUATION (ENGINE TIMING)	T25	SWITCH CLUTCH CONTROL (ENGINE CONTROL)

Vehicle	alim.	kW	Date	Engine	 S10	 T10	 T20 - T23	 T22 - T25
---------	-------	----	------	--------	---	---	--	---

				ENGINE
2.5 TDCi	Diesel	73	03/01-10/05	D4BH

Engine	Information	S10	T10	T20 - T23	T22 - T25
All engines	-> 01/07/01, -> 01/11/03, 01/08/01 ->, COL:black, Conn. nr. 1, spanner size 22, switch press. 0.2-0.4 bar	7.0017			
All engines	01/12/03 ->, COL:black, Conn. nr. 1, spanner size 24, switch press. 0.3 bar	7.0195			
All engines	Conn. nr. 2			7.1169 T20	

				ENGINE
1.4	Petrol	79	01/11->	--

Engine	Information	S10	T10	T20 - T23	T22 - T25
All engines		7.0195	7.6309		
All engines	see connection type				7.1289, 7.1297 T22

				ENGINE
1.6	Petrol	90	01/11->	--

Engine	Information	S10	T10	T20 - T23	T22 - T25
All engines		7.0195	7.6309		
All engines	see connection type				7.1289, 7.1297 T22

				ENGINE
1.6 CRDi	Diesel	94	01/11->	--

Engine	Information	S10	T10	T20 - T23	T22 - T25
All engines		7.0195	7.6309		
All engines	see connection type				7.1289, 7.1297 T22

				ENGINE
1.4	Petrol	74	01/17->	G4LC

Engine	Information	S10	T10	T20 - T23	T22 - T25
All engines		7.0182			
All engines	Conn. nr. 2, without cable		7.6327		

				ENGINE
1.4 16V	Petrol	79	01/11->	--

Engine	Information	S10	T10	T20 - T23	T22 - T25
All engines		7.0195	7.6309		
All engines	-> 16/03/11, no specific info conc. application available			7.1294 T20	
All engines	see connection type				7.1289, 7.1297 T22

				ENGINE
1.6	Petrol	90	01/17->	G4FG

Engine	Information	S10	T10	T20 - T23	T22 - T25
All engines	COL:black, Conn. nr. 1, spanner size 24, switch press. 0.3 bar	7.0195			
All engines	Conn. nr. 2, without cable		7.6327		

				ENGINE
1.6 16V	Petrol	90	01/11->	--

Engine	Information	S10	T10	T20 - T23	T22 - T25
All engines		7.0195	7.6309		
All engines	-> 16/03/11, no specific info conc. application available			7.1294 T20	
All engines	see connection type				7.1289, 7.1297 T22

				ENGINE
2.0	Petrol	100	06/98-05/01	G4JP

Engine	Information	S10	T10	T20 - T23	T22 - T25
All engines		7.0017			
All engines	-> 01/10/98, -> 01/10/99, 01/11/98 ->		7.6235		
All engines	01/11/99 ->, Conn. nr. 2, without cable		7.6327		
All engines	Conn. nr. 4, spanner size 14, thread M10x1.25			7.1294 T20	
All engines	Conn. nr. 2			7.1300 T20	

				ENGINE
2.0 i16V	Petrol	96	01/91-10/93	G4CP-D

Engine	Information	S10	T10	T20 - T23	T22 - T25
All engines		7.0017	7.6084		
All engines	-cruise control			7.1057 T20	

S10 OIL PRESSURE WARNING LIGHT SWITCH	T10 REVERSING LIGHT SWITCH	T20 BRAKE LIGHT SWITCH
T22 SWITCH CLUTCH CONTROL (CRUISE CONTROL)	T23 SWITCH BRAKE ACTUATION (ENGINE TIMING)	T25 SWITCH CLUTCH CONTROL (ENGINE CONTROL)

FUNCTIONS ON THE VEHICLE

Vehicle	alim.	kW	Date	Engine	 S10	 T10	 T20 - T23	 T22 - T25
---------	-------	----	------	--------	---	---	--	---

				ENGINE
2.0 i 16V	Petrol	96	01/91-10/93	G4CP-D

Engine	Information	S10	T10	T20 - T23	T22 - T25
All engines	+cruise control			7.1125 T20	

				ENGINE
2.4 i	Petrol	83	09/88-08/91	G4CS

Engine	Information	S10	T10	T20 - T23	T22 - T25
All engines		7.0017			
All engines	no specific info conc. application available		7.6084		
All engines	-cruise control			7.1057 T20	
All engines	+cruise control			7.1125 T20	

				ENGINE
2.5	Petrol	118	06/98-12/01	G6BV

Engine	Information	S10	T10	T20 - T23	T22 - T25
All engines		7.0017			
All engines	-> 01/10/98, -> 01/10/99, 01/11/98 ->		7.6235		
All engines	01/11/99 ->, Conn. nr. 2, without cable		7.6327		
All engines	Conn. nr. 4, spanner size 14, thread M10x1.25			7.1294 T20	
All engines	Conn. nr. 2			7.1300 T20	

				ENGINE
3.0 i V6 [USA]	Petrol	106	01/88->	G6AT

Engine	Information	S10	T10	T20 - T23	T22 - T25
All engines		7.0094			
All engines	-cruise control			7.1057 T20	
All engines	+cruise control			7.1125 T20	

SONATA III

				ENGINE
1.8 GLS	Petrol	63	07/96-05/98	G4DM

Engine	Information	S10	T10	T20 - T23	T22 - T25
All engines		7.0017	7.6084	7.1125 T20	7.1167 T22

				ENGINE
1.8 i	Petrol	72	05/93-06/98	G4CM

Engine	Information	S10	T10	T20 - T23	T22 - T25
All engines		7.0017	7.6084	7.1125 T20	7.1167 T22

				ENGINE
2.0 i	Petrol	70	08/96-06/98	G4EP

Engine	Information	S10	T10	T20 - T23	T22 - T25
All engines		7.0017	7.6084	7.1125 T20	7.1167 T22

				ENGINE
2.0 i	Petrol	77	06/94-08/96	G4CP

Engine	Information	S10	T10	T20 - T23	T22 - T25
All engines		7.0017	7.6084	7.1125 T20	7.1167 T22

				ENGINE
2.0 i 16V	Petrol	102	05/93-06/98	G4CP-D

Engine	Information	S10	T10	T20 - T23	T22 - T25
All engines		7.0017	7.6084	7.1125 T20	7.1167 T22

				ENGINE
2.0 i 16V	Petrol	92	06/96-06/98	G4CP-DM

Engine	Information	S10	T10	T20 - T23	T22 - T25
All engines		7.0017	7.6084	7.1125 T20	7.1167 T22

				ENGINE
3.0 i V6	Petrol	107	05/93-06/98	G6AT



Engine	Information	S10	T10	T20 - T23	T22 - T25
All engines			7.6084	7.1125 T20	7.1167 T22

SONATA IV

				ENGINE
2.0 16V	Petrol	100	06/98-10/01	G4JP-G

Engine	Information	S10	T10	T20 - T23	T22 - T25
All engines		7.0017	7.6235		
All engines	pole nr. 4			7.1294 T20	
All engines	pole nr. 2			7.1300 T20	

S10 OIL PRESSURE WARNING LIGHT SWITCH	T10 REVERSING LIGHT SWITCH	T20 BRAKE LIGHT SWITCH
T22 SWITCH CLUTCH CONTROL (CRUISE CONTROL)	T23 SWITCH BRAKE ACTUATION (ENGINE TIMING)	T25 SWITCH CLUTCH CONTROL (ENGINE CONTROL)

Vehicle	alim.	kW	Date	Engine	 S10	 T10	 T20 - T23	 T22 - T25
---------	-------	----	------	--------	---	---	--	---

				ENGINE
2.0 16V	Petrol	106	10/01-11/04	GCBPE

Engine	Information	S10	T10	T20 - T23	T22 - T25
All engines	-> 01/08/04	7.0017			
All engines	01/09/04 ->, COL:black, Conn. nr. 1, spanner size 24, switch press. 0.3 bar	7.0195			
All engines	Conn. nr. 2, without cable		7.6327		
All engines	Conn. nr. 4, spanner size 14, thread M10x1.25			7.1294	T20
All engines	Conn. nr. 2			7.1300	T20

				ENGINE
2.0 16V	Petrol	96	10/01-11/04	G4JP, G4JPE, G4JP-EG

Engine	Information	S10	T10	T20 - T23	T22 - T25
All engines	-> 01/08/04, -> 09/08/04	7.0017			
All engines	01/09/04 ->, 09/08/04 ->, COL:black, Conn. nr. 1, spanner size 24, switch press. 0.3 bar	7.0195			
All engines	Conn. nr. 2, without cable		7.6327		
All engines	Conn. nr. 4, LHD, pole nr. 4, RHD, spanner size 14, thread M10x1.25			7.1294	T20
All engines	Conn. nr. 2, LHD, pole nr. 2			7.1300	T20

				ENGINE
2.4 16V	Petrol	105	03/98-10/01	G4BS

Engine	Information	S10	T10	T20 - T23	T22 - T25
All engines		7.0017			
All engines	-> 01/10/98, -> 01/10/99, 01/11/98 ->		7.6235		
All engines	01/11/99 ->, Conn. nr. 2, without cable		7.6327		
All engines	Conn. nr. 4, spanner size 14, thread M10x1.25			7.1294	T20
All engines	Conn. nr. 2			7.1300	T20

				ENGINE
2.5 V6 24V	Petrol	118	06/98-10/01	G6BV-G

Engine	Information	S10	T10	T20 - T23	T22 - T25
All engines		7.0017	7.6235		
All engines	pole nr. 4			7.1294	T20
All engines	pole nr. 2			7.1300	T20

				ENGINE
2.7 V6	Petrol	127	10/01-11/04	G6BA, G6BA-G

Engine	Information	S10	T10	T20 - T23	T22 - T25
All engines		7.0017			
All engines	Conn. nr. 2, without cable		7.6327		
All engines	Conn. nr. 4, LHD, pole nr. 4, RHD, spanner size 14, thread M10x1.25			7.1294	T20
All engines	Conn. nr. 2, LHD, pole nr. 2			7.1300	T20

				ENGINE
2.7 V6	Petrol	129	11/02-11/04	G6BA

Engine	Information	S10	T10	T20 - T23	T22 - T25
All engines		7.0017	7.6327		
All engines	pole nr. 4			7.1294	T20
All engines	pole nr. 2			7.1300	T20

SONATA V

				ENGINE
2.0 [RUS]	Petrol	0	01/05-04/06	--





Engine	Information	S10	T10	T20 - T23	T22 - T25
All engines	COL:red	7.0017			
All engines	COL:black	7.0195			
All engines			7.6327		
All engines	pole nr. 4			7.1294	T20
All engines	pole nr. 2			7.1300	T20

				ENGINE
2.0 CRDi	Diesel	100	02/06-12/10	D4EA

Engine	Information	S10	T10	T20 - T23	T22 - T25
All engines	COL:black, Conn. nr. 1, spanner size 24, switch press. 0.3 bar	7.0195			
All engines	Conn. nr. 2, without cable		7.6327		
All engines	Conn. nr. 4, spanner size 14, thread M10x1.25			7.1294	T20
All engines	Conn. nr. 2			7.1300	T20
All engines					7.1297 T22

S10 OIL PRESSURE WARNING LIGHT SWITCH	T10 REVERSING LIGHT SWITCH	T20 BRAKE LIGHT SWITCH
T22 SWITCH CLUTCH CONTROL (CRUISE CONTROL)	T23 SWITCH BRAKE ACTUATION (ENGINE TIMING)	T25 SWITCH CLUTCH CONTROL (ENGINE CONTROL)

FUNCTIONS ON THE VEHICLE

Vehicle	alim.	kW	Date	Engine	 S10	 T10	 T20 - T23	 T22 - T25
---------	-------	----	------	--------	---	---	--	---

ENGINE				
2.0 CRDi	Diesel	103	02/06-12/10	D4EA

Engine	Information	S10	T10	T20 - T23	T22 - T25
All engines	COL:black, Conn. nr. 1, spanner size 24, switch press. 0.3 bar	7.0195			
All engines	Conn. nr. 2, without cable		7.6327		
All engines	Conn. nr. 4, spanner size 14, thread M10x1.25			7.1294 T20	
All engines	Conn. nr. 2			7.1300 T20	
All engines					7.1297 T22

ENGINE				
2.0 CRDi	Diesel	110	03/09-12/10	D4EA

Engine	Information	S10	T10	T20 - T23	T22 - T25
All engines	COL:black, Conn. nr. 1, spanner size 24, switch press. 0.3 bar	7.0195			
All engines	Conn. nr. 2, without cable		7.6327		
All engines	Conn. nr. 4, spanner size 14, thread M10x1.25			7.1294 T20	
All engines	Conn. nr. 2			7.1300 T20	
All engines					7.1297 T22

ENGINE				
2.0 GLSi	Petrol	119	07/08-12/10	G4KD

Engine	Information	S10	T10	T20 - T23	T22 - T25
All engines	COL:black, Conn. nr. 1, spanner size 24, switch press. 0.3 bar	7.0195			
All engines	Conn. nr. 2, without cable		7.6327		
All engines	Conn. nr. 4, spanner size 14, thread M10x1.25			7.1294 T20	

ENGINE				
2.0 i [RUS]	Petrol	0	04/06-12/10	--

Engine	Information	S10	T10	T20 - T23	T22 - T25
All engines	COL:red	7.0017			
All engines	COL:black	7.0195			
All engines			7.6327		
All engines	pole nr. 4			7.1294 T20	
All engines	pole nr. 2			7.1300 T20	

ENGINE				
2.0 VVTi GLS	Petrol	106	05/05-12/10	G4KA, G4KD

Engine	Information	S10	T10	T20 - T23	T22 - T25
All engines	COL:black, Conn. nr. 1, spanner size 24, switch press. 0.3 bar	7.0195			
All engines	Conn. nr. 2, without cable		7.6327		
All engines	Conn. nr. 4, spanner size 14, thread M10x1.25			7.1294 T20	
All engines	Conn. nr. 2			7.1300 T20	

ENGINE				
2.0 VVTi GLS	Petrol	121	01/08-12/10	G4KD

Engine	Information	S10	T10	T20 - T23	T22 - T25
All engines	COL:black, Conn. nr. 1, spanner size 24, switch press. 0.3 bar	7.0195			
All engines	Conn. nr. 2, without cable		7.6327		
All engines	Conn. nr. 4, spanner size 14, thread M10x1.25			7.1294 T20	

ENGINE				
2.4	Petrol	119	01/05-12/10	G4KC

Engine	Information	S10	T10	T20 - T23	T22 - T25
All engines	COL:black, Conn. nr. 1, spanner size 24, switch press. 0.3 bar	7.0195			
All engines	Conn. nr. 2, without cable		7.6327		
All engines	Conn. nr. 4, spanner size 14, thread M10x1.25			7.1294 T20	
All engines	Conn. nr. 2			7.1300 T20	



ENGINE				
2.4	Petrol	125	06/08-12/09	G4KC

Engine	Information	S10	T10	T20 - T23	T22 - T25
All engines		7.0195	7.6309		
All engines	pole nr. 4			7.1294 T20	
All engines	pole nr. 2			7.1300 T20	

ENGINE				
2.4	Petrol	128	06/08-12/10	G4KC, G4KE

Engine	Information	S10	T10	T20 - T23	T22 - T25
All engines	COL:black, Conn. nr. 1, spanner size 24, switch press. 0.3 bar	7.0195			

S10	OIL PRESSURE WARNING LIGHT SWITCH	T10	REVERSING LIGHT SWITCH	T20	BRAKE LIGHT SWITCH
T22	SWITCH CLUTCH CONTROL (CRUISE CONTROL)	T23	SWITCH BRAKE ACTUATION (ENGINE TIMING)	T25	SWITCH CLUTCH CONTROL (ENGINE CONTROL)

Vehicle	alim.	kW	Date	Engine	 S10	 T10	 T20 - T23	 T22 - T25
---------	-------	----	------	--------	---	---	--	---

ENGINE				
2.4	Petrol	128	06/08-12/10	G4KC, G4KE

Engine	Information	S10	T10	T20 - T23	T22 - T25
Eng. G4KE			7.6309		
Eng. G4KC	Conn. nr. 2, without cable		7.6327		
All engines	Conn. nr. 4, pole nr. 4, spanner size 14, thread M10x1.25			7.1294	T20
All engines	Conn. nr. 2, pole nr. 2			7.1300	T20

ENGINE				
2.4	Petrol	132	11/07-12/10	G4KC

Engine	Information	S10	T10	T20 - T23	T22 - T25
All engines		7.0195	7.6309		
All engines	pole nr. 4			7.1294	T20
All engines	pole nr. 2			7.1300	T20

ENGINE				
2.7 V6 [RUS]	Petrol	0	01/05-12/10	--

Engine	Information	S10	T10	T20 - T23	T22 - T25
All engines		7.0017	7.6327		
All engines	pole nr. 4			7.1294	T20
All engines	pole nr. 2			7.1300	T20

ENGINE				
3.3	Petrol	171	01/05-12/10	G6DB

Engine	Information	S10	T10	T20 - T23	T22 - T25
All engines	COL:black, Conn. nr. 1, spanner size 24, switch press. 0.3 bar	7.0195			
All engines	Conn. nr. 4, spanner size 14, thread M10x1.25			7.1294	T20
All engines	Conn. nr. 2			7.1300	T20

ENGINE				
3.3	Petrol	173	06/05-12/10	G6DB

Engine	Information	S10	T10	T20 - T23	T22 - T25
All engines	COL:black, Conn. nr. 1, spanner size 24, switch press. 0.3 bar	7.0195			
All engines	Conn. nr. 4, spanner size 14, thread M10x1.25			7.1294	T20
All engines	Conn. nr. 2			7.1300	T20

ENGINE				
3.3	Petrol	184	01/08-12/10	G6DB

Engine	Information	S10	T10	T20 - T23	T22 - T25
All engines	COL:black, Conn. nr. 1, spanner size 24, switch press. 0.3 bar	7.0195			
All engines	Conn. nr. 4, spanner size 14, thread M10x1.25			7.1294	T20
All engines	Conn. nr. 2			7.1300	T20

SONATA VI

ENGINE				
2.0	Petrol	110	01/09-06/14	G4KD

Engine	Information	S10	T10	T20 - T23	T22 - T25
All engines	COL:black, Conn. nr. 1, spanner size 24, switch press. 0.3 bar	7.0195			
All engines	Conn. nr. 2, without cable		7.6327		
All engines	-> 08/11/14, see connection type				7.1289, 7.1297 T22

ENGINE				
2.0	Petrol	115	09/10-12/15	G4NA

Engine	Information	S10	T10	T20 - T23	T22 - T25
All engines		7.0195	7.6309		
All engines	see connection type				7.1289, 7.1297 T22

ENGINE				
2.0 i	Petrol	120	09/12-06/14	G4KD

Engine	Information	S10	T10	T20 - T23	T22 - T25
All engines	COL:black, Conn. nr. 1, spanner size 24, switch press. 0.3 bar	7.0195			
All engines	Conn. nr. 2, without cable		7.6327		
All engines	with cable				7.1289 T22
All engines					7.1297 T25

S10	OIL PRESSURE WARNING LIGHT SWITCH	T10	REVERSING LIGHT SWITCH	T20	BRAKE LIGHT SWITCH
T22	SWITCH CLUTCH CONTROL (CRUISE CONTROL)	T23	SWITCH BRAKE ACTUATION (ENGINE TIMING)	T25	SWITCH CLUTCH CONTROL (ENGINE CONTROL)

FUNCTIONS ON THE VEHICLE

Vehicle	alim.	kW	Date	Engine	 S10	 T10	 T20 - T23	 T22 - T25
---------	-------	----	------	--------	---	---	--	---

				ENGINE
2.0i	Petrol	121	01/11-06/14	G4KD

Engine	Information	S10	T10	T20 - T23	T22 - T25
All engines		7.0195	7.6309		
All engines	-> 08/11/14, see connection type				7.1289, 7.1297 T22

				ENGINE
2.4	Petrol	128	01/09-11/10	G4KC

Engine	Information	S10	T10	T20 - T23	T22 - T25
All engines	COL:black, Conn. nr. 1, spanner size 24, switch press. 0.3 bar	7.0195			
All engines	Conn. nr. 2, without cable		7.6327		
All engines	Conn. nr. 4, spanner size 14, thread M10x1.25			7.1294 T20	
All engines	Conn. nr. 2			7.1300 T20	
All engines	-> 01/03/14, see connection type				7.1289, 7.1297 T22

				ENGINE
2.4	Petrol	131	01/09-12/15	G4KC

Engine	Information	S10	T10	T20 - T23	T22 - T25
All engines	COL:black, Conn. nr. 1, spanner size 24, switch press. 0.3 bar	7.0195			
All engines	Conn. nr. 2, without cable		7.6327		
All engines	-> 01/03/14, see connection type				7.1289, 7.1297 T22

				ENGINE
2.4 GDI	Petrol	138	03/14->	--

Engine	Information	S10	T10	T20 - T23	T22 - T25
All engines		7.0195	7.6309		

SONICA

				ENGINE
2.0	Petrol	100	06/98-05/01	G4JPE

Engine	Information	S10	T10	T20 - T23	T22 - T25
All engines		7.0017			
All engines	-> 01/10/98, -> 01/10/99, 01/11/98 ->		7.6235		
All engines	01/11/99 ->, Conn. nr. 2, without cable		7.6327		
All engines	Conn. nr. 4, spanner size 14, thread M10x1.25			7.1294 T20	
All engines	Conn. nr. 2			7.1300 T20	

				ENGINE
2.5	Petrol	118	06/98-05/01	G6DV

Engine	Information	S10	T10	T20 - T23	T22 - T25
All engines		7.0017			
All engines	-> 01/10/98, -> 01/10/99, 01/11/98 ->		7.6235		
All engines	01/11/99 ->, Conn. nr. 2, without cable		7.6327		
All engines	Conn. nr. 4, spanner size 14, thread M10x1.25			7.1294 T20	
All engines	Conn. nr. 2			7.1300 T20	

				ENGINE
3.3 CVT	Petrol	186	03/09-12/10	G6DB

Engine	Information	S10	T10	T20 - T23	T22 - T25
All engines	COL:black, Conn. nr. 1, spanner size 24, switch press. 0.3 bar	7.0195			
All engines	Conn. nr. 4, spanner size 14, thread M10x1.25			7.1294 T20	
All engines	Conn. nr. 2			7.1300 T20	

STAREX



				ENGINE
2.4	Petrol	82	02/98-08/00	G4CS24L

Engine	Information	S10	T10	T20 - T23	T22 - T25
All engines		7.0017			
All engines	-> 01/04/99, Conn. nr. 2, spanner size 14, thread M10x1.25			7.1057 T20	
All engines	01/05/99 ->, Conn. nr. 2			7.1169 T20	

				ENGINE
2.4	Petrol	84	06/97-08/00	G4CS24L

Engine	Information	S10	T10	T20 - T23	T22 - T25
All engines		7.0017			
All engines	-> 01/04/99, Conn. nr. 2, spanner size 14, thread M10x1.25			7.1057 T20	
All engines	01/05/99 ->, Conn. nr. 2			7.1169 T20	

S10	OIL PRESSURE WARNING LIGHT SWITCH	T10	REVERSING LIGHT SWITCH	T20	BRAKE LIGHT SWITCH
T22	SWITCH CLUTCH CONTROL (CRUISE CONTROL)	T23	SWITCH BRAKE ACTUATION (ENGINE TIMING)	T25	SWITCH CLUTCH CONTROL (ENGINE CONTROL)

Vehicle	alim.	kW	Date	Engine	 S10	 T10	 T20 - T23	 T22 - T25
---------	-------	----	------	--------	---	---	--	---

				ENGINE
2.5 CRDi	Diesel	100	09/07->	D4CB

Engine	Information	S10	T10	T20 - T23	T22 - T25
All engines	COL:black, Conn. nr. 1, spanner size 24, switch press. 0.3 bar	7.0195			
All engines	Conn. nr. 2, without cable		7.6327		
All engines	Conn. nr. 4, spanner size 14, thread M10x1.25			7.1294	T20
All engines	Conn. nr. 2			7.1300	T20

				ENGINE
2.5 CRDi	Diesel	125	09/07->	D4CB

Engine	Information	S10	T10	T20 - T23	T22 - T25
All engines	COL:black, Conn. nr. 1, spanner size 24, switch press. 0.3 bar	7.0195			
All engines	Conn. nr. 2, without cable		7.6327		
All engines	Conn. nr. 4, spanner size 14, thread M10x1.25			7.1294	T20
All engines	Conn. nr. 2			7.1300	T20

				ENGINE
2.5 TDiC	Diesel	59	02/98-08/00	D4BF

Engine	Information	S10	T10	T20 - T23	T22 - T25
All engines	-> 01/04/99, Conn. nr. 2, spanner size 14, thread M10x1.25			7.1057	T20
All engines	01/05/99->, Conn. nr. 2			7.1169	T20

				ENGINE
1.4	Petrol	50	10/83-08/86	4G33

Engine	Information	S10	T10	T20 - T23	T22 - T25
All engines		7.0017	7.6047	7.1057	T20

				ENGINE
1.6	Petrol	56	10/83-12/91	G32B

Engine	Information	S10	T10	T20 - T23	T22 - T25
All engines		7.0017	7.6047	7.1057	T20

				ENGINE
2.5 D	Diesel	59	06/01-10/03	D4BH

Engine	Information	S10	T10	T20 - T23	T22 - T25
All engines	-> 03/11/03	7.0017			
All engines	03/11/03->	7.0195			
All engines				7.1294	T20
All engines	LHD				7.1174 T22

				ENGINE
2.5 D	Diesel	74	06/01-10/03	D4BH

Engine	Information	S10	T10	T20 - T23	T22 - T25
All engines	-> 03/11/03	7.0017			
All engines	03/11/03->	7.0195			
All engines				7.1294	T20
All engines	LHD				7.1174 T22

				ENGINE
2.5 TD	Diesel	74	12/01-12/06	D4BH, D4BHG

Engine	Information	S10	T10	T20 - T23	T22 - T25
All engines	-> 03/11/03, COL:black, Conn. nr. 1, spanner size 22, switch press. 0.2-0.4 bar	7.0017			
Eng. D4BH	03/11/03->	7.0195			
All engines	Conn. nr. 4, spanner size 14, thread M10x1.25			7.1294	T20
Eng. D4BHG	Conn. nr. 2			7.1300	T20
Eng. D4BH	LHD				7.1174 T22

				ENGINE
2.5 TDiC [ExtraEU]	Diesel	74	06/01-10/03	D4BHG

Engine	Information	S10	T10	T20 - T23	T22 - T25
All engines	COL:black, Conn. nr. 1, spanner size 22, switch press. 0.2-0.4 bar	7.0017			
All engines	Conn. nr. 4, spanner size 14, thread M10x1.25			7.1294	T20
All engines	Conn. nr. 2			7.1300	T20

S10	OIL PRESSURE WARNING LIGHT SWITCH	T10	REVERSING LIGHT SWITCH	T20	BRAKE LIGHT SWITCH
T22	SWITCH CLUTCH CONTROL (CRUISE CONTROL)	T23	SWITCH BRAKE ACTUATION (ENGINE TIMING)	T25	SWITCH CLUTCH CONTROL (ENGINE CONTROL)

FUNCTIONS ON THE VEHICLE

Vehicle	alim.	kW	Date	Engine	 S10	 T10	 T20 - T23	 T22 - T25
---------	-------	----	------	--------	---	---	--	---

				ENGINE
2.9 CRDi	Diesel	110	11/01-07/03	J3

Engine	Information	S10	T10	T20 - T23	T22 - T25
All engines	COL:black, Conn. nr. 1, spanner size 22, switch press. 0.2-0.4 bar	7.0017			
All engines	Conn. nr. 2, without cable		7.6327		
All engines	Conn. nr. 4, spanner size 14, thread M10x1.25			7.1294 T20	
All engines	Conn. nr. 2			7.1300 T20	
All engines	LHD				7.1174 T22

				ENGINE
2.9 CRDi 4WD	Diesel	110	12/01-12/06	J3

Engine	Information	S10	T10	T20 - T23	T22 - T25
All engines	COL:black, Conn. nr. 1, spanner size 22, switch press. 0.2-0.4 bar	7.0017			
All engines	Conn. nr. 2, without cable		7.6327		
All engines	Conn. nr. 4, spanner size 14, thread M10x1.25			7.1294 T20	
All engines	Conn. nr. 2			7.1300 T20	
All engines					7.1174 T25

				ENGINE
2.9 CRDi 4WD	Diesel	120	11/03-12/06	J3

Engine	Information	S10	T10	T20 - T23	T22 - T25
All engines	-> 01/11/03, COL:black, Conn. nr. 1, spanner size 22, switch press. 0.2-0.4 bar	7.0017			
All engines	01/12/03 ->, COL:black, Conn. nr. 1, spanner size 24, switch press. 0.3 bar	7.0195			
All engines	Conn. nr. 4, spanner size 14, thread M10x1.25			7.1294 T20	
All engines	Conn. nr. 2			7.1300 T20	
All engines	LHD				7.1174 T22

				ENGINE
3.5 i V6 4WD	Petrol	143	12/01-12/06	G6CU

Engine	Information	S10	T10	T20 - T23	T22 - T25
All engines	01/07/03 ->, COL:black, Conn. nr. 1, spanner size 24, switch press. 0.3 bar	7.0195			
All engines	Conn. nr. 2, without cable		7.6327		
All engines	Conn. nr. 4, spanner size 14, thread M10x1.25			7.1294 T20	
All engines	Conn. nr. 2			7.1300 T20	
All engines					7.1174 T25

				ENGINE
3.5 i V6 4WD	Petrol	147	12/01-12/06	G6CU

Engine	Information	S10	T10	T20 - T23	T22 - T25
All engines	01/07/03 ->, COL:black, Conn. nr. 1, spanner size 24, switch press. 0.3 bar	7.0195			
All engines	Conn. nr. 2, without cable		7.6327		
All engines	Conn. nr. 4, spanner size 14, thread M10x1.25			7.1294 T20	
All engines	Conn. nr. 2			7.1300 T20	
All engines					7.1174 T25

TIBURON

				ENGINE
1.6 i 16V	Petrol	79	08/00->	G4GL

Engine	Information	S10	T10	T20 - T23	T22 - T25
All engines		7.0017	7.6235	7.1169 T20	
All engines	+cruise control, pole nr. 2			7.1057 T20	
All engines	+cruise control, pole nr. 4, RHD			7.1125 T20	
All engines	+cruise control, LHD, pole nr. 4			7.1166 T20	

				ENGINE
1.6 i 16V	Petrol	84	08/99->	G4GR

Engine	Information	S10	T10	T20 - T23	T22 - T25
All engines		7.0017	7.6235	7.1169 T20	
All engines	+cruise control, pole nr. 2			7.1057 T20	
All engines	+cruise control, pole nr. 4, RHD			7.1125 T20	
All engines	+cruise control, LHD, pole nr. 4			7.1166 T20	

				ENGINE
2.0 CVT	Petrol	105	10/06-12/08	G4GC

Engine	Information	S10	T10	T20 - T23	T22 - T25
All engines		7.0017	7.6327	7.1294, 7.1300 T20	

S10 OIL PRESSURE WARNING LIGHT SWITCH	T10 REVERSING LIGHT SWITCH	T20 BRAKE LIGHT SWITCH
T22 SWITCH CLUTCH CONTROL (CRUISE CONTROL)	T23 SWITCH BRAKE ACTUATION (ENGINE TIMING)	T25 SWITCH CLUTCH CONTROL (ENGINE CONTROL)

Vehicle	alim.	kW	Date	Engine	 S10	 T10	 T20 - T23	 T22 - T25
---------	-------	----	------	--------	---	---	--	---

ENGINE				
2.0 i16V	Petrol	101	08/99->	G4DF

Engine	Information	S10	T10	T20 - T23	T22 - T25
All engines		7.0017	7.6235	7.1169 T20	
All engines	+cruise control, pole nr. 2			7.1057 T20	
All engines	+cruise control, pole nr. 4, RHD			7.1125 T20	
All engines	+cruise control, LHD, pole nr. 4			7.1166 T20	

TRAJET				
ENGINE				
2.0	Petrol	100	03/00-07/08	G4JP, G4JP-G

Engine	Information	S10	T10	T20 - T23	T22 - T25
All engines		7.0017			
Eng. G4JP-G	-> 06/09/00		7.6235		
All engines	06/09/00 ->, Conn. nr. 2, without cable		7.6327		
All engines	Conn. nr. 4, pole nr. 4, spanner size 14, thread M10x1.25			7.1294 T20	
All engines	Conn. nr. 2, pole nr. 2			7.1300 T20	

ENGINE				
2.0	Petrol	103	03/01-07/08	G4CPDOHC, G4GC, G4GC-G

Engine	Information	S10	T10	T20 - T23	T22 - T25
All engines		7.0017			
All engines	Conn. nr. 2, without cable		7.6327		
All engines	Conn. nr. 4, pole nr. 4, spanner size 14, thread M10x1.25			7.1294 T20	
All engines	Conn. nr. 2, pole nr. 2			7.1300 T20	

ENGINE				
2.0	Petrol	104	11/03-07/08	G4GC

Engine	Information	S10	T10	T20 - T23	T22 - T25
All engines		7.0017			
All engines	Conn. nr. 2, without cable		7.6327		
All engines	Conn. nr. 4, spanner size 14, thread M10x1.25			7.1294 T20	
All engines	Conn. nr. 2			7.1300 T20	

ENGINE				
2.0 CRDi	Diesel	83	04/01-07/08	D4EA

Engine	Information	S10	T10	T20 - T23	T22 - T25
All engines			7.6315		
All engines	Conn. nr. 4, spanner size 14, thread M10x1.25			7.1294 T20	
All engines	Conn. nr. 2			7.1300 T20	
All engines	13/02/06 ->				7.1289 T22
All engines	-> 13/02/06				7.1297 T22

ENGINE				
2.0 CRDi	Diesel	92	08/05-07/08	D4EA

Engine	Information	S10	T10	T20 - T23	T22 - T25
All engines			7.6315		
All engines	Conn. nr. 4, spanner size 14, thread M10x1.25			7.1294 T20	
All engines	Conn. nr. 2			7.1300 T20	

ENGINE				
2.7 V6	Petrol	127	09/00-07/08	G6BA, G6BA-G

Engine	Information	S10	T10	T20 - T23	T22 - T25
All engines	-> 01/02/04, -> 27/05/04	7.0017			
All engines	01/02/04 ->, 01/03/04 ->, COL:black, Conn. nr. 1, spanner size 24, switch press. 0.3 bar	7.0195			
All engines	Conn. nr. 4, pole nr. 4, spanner size 14, thread M10x1.25			7.1294 T20	
All engines	Conn. nr. 2, pole nr. 2			7.1300 T20	

TRUCK				
ENGINE				
6.6 Tci	Diesel	125	01/98-10/04	D6BJ

Engine	Information	S10	T10	T20 - T23	T22 - T25
All engines		7.0017			

ENGINE				
7.5	Diesel	138	01/98-10/04	D6BR

Engine	Information	S10	T10	T20 - T23	T22 - T25
All engines		7.0017			

S10	OIL PRESSURE WARNING LIGHT SWITCH	T10	REVERSING LIGHT SWITCH	T20	BRAKE LIGHT SWITCH
T22	SWITCH CLUTCH CONTROL (CRUISE CONTROL)	T23	SWITCH BRAKE ACTUATION (ENGINE TIMING)	T25	SWITCH CLUTCH CONTROL (ENGINE CONTROL)

FUNCTIONS ON THE VEHICLE

Vehicle	alim.	kW	Date	Engine	 S10	 T10	 T20 - T23	 T22 - T25
---------	-------	----	------	--------	---	---	--	---

TUCSON

				ENGINE
1.6 CRDi	Diesel	100	08/18->	D4FE

Engine	Information	S10	T10	T20 - T23	T22 - T25
All engines	Conn. nr. 2, without cable		7.6327		

				ENGINE
1.6 CRDi	Diesel	85	08/18->	D4FE

Engine	Information	S10	T10	T20 - T23	T22 - T25
All engines	Conn. nr. 2, without cable		7.6327		

				ENGINE
1.6 CRDi Trazione integrale	Diesel	100	08/18->	D4FE

Engine	Information	S10	T10	T20 - T23	T22 - T25
All engines	Conn. nr. 2, without cable		7.6327		

				ENGINE
1.6 GDi	Petrol	97	06/15->	G4FD

Engine	Information	S10	T10	T20 - T23	T22 - T25
All engines	COL:black, Conn. nr. 1, spanner size 24, switch press. 0.3 bar	7.0195			
All engines	Conn. nr. 2, without cable		7.6327		

				ENGINE
1.6 T-GDi	Petrol	130	06/15->	G4FJ

Engine	Information	S10	T10	T20 - T23	T22 - T25
All engines	COL:black, Conn. nr. 1, spanner size 24, switch press. 0.3 bar	7.0195			
All engines	Conn. nr. 2, without cable		7.6327		
All engines	with cable		7.6342		

				ENGINE
1.6 T-GDi Trazione integrale	Petrol	130	06/15->	G4FJ

Engine	Information	S10	T10	T20 - T23	T22 - T25
All engines	COL:black, Conn. nr. 1, spanner size 24, switch press. 0.3 bar	7.0195			
All engines	Conn. nr. 2, without cable		7.6327		
All engines	with cable		7.6342		

				ENGINE
1.7 CRDi	Diesel	85	06/15->	D4FD

Engine	Information	S10	T10	T20 - T23	T22 - T25
All engines	Conn. nr. 2, without cable		7.6327		

				ENGINE
2.0	Petrol	104	08/04->	G4GC

Engine	Information	S10	T10	T20 - T23	T22 - T25
All engines		7.0017			7.1297 T22
All engines	Conn. nr. 2, without cable		7.6327		
All engines	Conn. nr. 4, spanner size 14, thread M10x1.25			7.1294 T20	
All engines	Conn. nr. 2			7.1300 T20	

				ENGINE
2.0	Petrol	105	01/07-01/12	G4GC

Engine	Information	S10	T10	T20 - T23	T22 - T25
All engines		7.0017			7.1297 T22
All engines	no specific info conc. application available		7.6309, 7.6327		
All engines	pole nr. 4			7.1294 T20	
All engines	pole nr. 2			7.1300 T20	

				ENGINE
2.0	Petrol	114	05/15->	G4NA

Engine	Information	S10	T10	T20 - T23	T22 - T25
All engines	COL:black, Conn. nr. 1, spanner size 24, switch press. 0.3 bar	7.0195			
All engines	Conn. nr. 2, without cable		7.6327		

				ENGINE
2.0 CRDi	Diesel	100	01/06->	D4EA, D4HA

Engine	Information	S10	T10	T20 - T23	T22 - T25
All engines	COL:black, Conn. nr. 1, euro 3, euro 4 (D4), euro 5, spanner size 24, switch press. 0.3 bar	7.0195			
Eng. D4HA			7.6309		

S10	OIL PRESSURE WARNING LIGHT SWITCH	T10	REVERSING LIGHT SWITCH	T20	BRAKE LIGHT SWITCH
T22	SWITCH CLUTCH CONTROL (CRUISE CONTROL)	T23	SWITCH BRAKE ACTUATION (ENGINE TIMING)	T25	SWITCH CLUTCH CONTROL (ENGINE CONTROL)

Vehicle	alim.	kW	Date	Engine	 S10	 T10	 T20 - T23	 T22 - T25
---------	-------	----	------	--------	---	---	--	---

ENGINE				
2.0 CRDi	Diesel	100	01/06->	D4EA, D4HA

Engine	Information	S10	T10	T20 - T23	T22 - T25
All engines	Conn. nr. 2, without cable		7.6327		
Eng. D4EA	Conn. nr. 4, spanner size 14, thread M10x1.25			7.1294 T20	
Eng. D4EA	Conn. nr. 2			7.1300 T20	
Eng. D4EA					7.1297 T22

ENGINE				
2.0 CRDi	Diesel	103	01/06-03/10	D4EA, D4EA-V

Engine	Information	S10	T10	T20 - T23	T22 - T25
All engines	COL:black, Conn. nr. 1, spanner size 24, switch press. 0.3 bar	7.0195			
Eng. D4EA-V	no specific info conc. application available		7.6309		
All engines	Conn. nr. 2, no specific info conc. application available, without cable		7.6327		
All engines	Conn. nr. 4, spanner size 14, thread M10x1.25			7.1294 T20	
Eng. D4EA	Conn. nr. 2			7.1300 T20	
Eng. D4EA-V					7.1297 T22

ENGINE				
2.0 CRDi	Diesel	110	01/09-03/10	D4EA

Engine	Information	S10	T10	T20 - T23	T22 - T25
All engines	COL:black, Conn. nr. 1, spanner size 24, switch press. 0.3 bar	7.0195			
All engines	Conn. nr. 2, without cable		7.6327		
All engines	Conn. nr. 4, spanner size 14, thread M10x1.25			7.1294 T20	
All engines	Conn. nr. 2			7.1300 T20	
All engines	L= 150 mm, see connection type				7.1289 T22
All engines	L= 140 mm, see connection type				7.1297 T22

ENGINE				
2.0 CRDi	Diesel	136	06/15->	D4HA

Engine	Information	S10	T10	T20 - T23	T22 - T25
All engines	COL:black, Conn. nr. 1, spanner size 24, switch press. 0.3 bar	7.0195			
All engines			7.6309		
All engines	Conn. nr. 2, without cable		7.6327		

ENGINE				
2.0 CRDi	Diesel	83	08/04-03/10	D4EA

Engine	Information	S10	T10	T20 - T23	T22 - T25
All engines	COL:black, Conn. nr. 1, spanner size 24, switch press. 0.3 bar	7.0195			
All engines	Conn. nr. 2, without cable		7.6327		
All engines	Conn. nr. 4, spanner size 14, thread M10x1.25			7.1294 T20	
All engines	Conn. nr. 2			7.1300 T20	
All engines					7.1297 T22

ENGINE				
2.0 CRDi	Diesel	88	01/07-03/10	D4EA





Engine	Information	S10	T10	T20 - T23	T22 - T25
All engines	COL:black, Conn. nr. 1, spanner size 24, switch press. 0.3 bar	7.0195			
All engines	Conn. nr. 2, without cable		7.6327		
All engines	Conn. nr. 4, spanner size 14, thread M10x1.25			7.1294 T20	
All engines	Conn. nr. 2			7.1300 T20	
All engines					7.1297 T22

ENGINE				
2.0 CRDi Trazione integrale	Diesel	100	01/06->	D4EA, D4HA

Engine	Information	S10	T10	T20 - T23	T22 - T25
All engines	COL:black, Conn. nr. 1, euro 3, euro 4 (D4), euro 5, spanner size 24, switch press. 0.3 bar	7.0195			
Eng. D4HA			7.6309		
All engines	Conn. nr. 2, without cable		7.6327		
Eng. D4EA	Conn. nr. 4, spanner size 14, thread M10x1.25			7.1294 T20	
Eng. D4EA	Conn. nr. 2			7.1300 T20	
Eng. D4EA					7.1297 T22

S10 OIL PRESSURE WARNING LIGHT SWITCH	T10 REVERSING LIGHT SWITCH	T20 BRAKE LIGHT SWITCH
T22 SWITCH CLUTCH CONTROL (CRUISE CONTROL)	T23 SWITCH BRAKE ACTUATION (ENGINE TIMING)	T25 SWITCH CLUTCH CONTROL (ENGINE CONTROL)

FUNCTIONS ON THE VEHICLE

Vehicle	alim.	kW	Date	Engine	 S10	 T10	 T20 - T23	 T22 - T25
---------	-------	----	------	--------	---	---	--	---

				ENGINE
2.0 CRDi Trazione integrale	Diesel	103	01/06-03/10	D4EA, D4EA-F, D4EA-V

Engine	Information	S10	T10	T20 - T23	T22 - T25
All engines	COL:black, Conn. nr. 1, spanner size 24, switch press. 0.3 bar	7.0195			
Eng. D4EA-F, D4EA-V	no specific info conc. application available		7.6309		
All engines	Conn. nr. 2, no specific info conc. application available, without cable		7.6327		
All engines	Conn. nr. 4, spanner size 14, thread M10x1.25			7.1294 T20	
Eng. D4EA	Conn. nr. 2			7.1300 T20	
Eng. D4EA-F, D4EA-V					7.1297 T22

				ENGINE
2.0 CRDi Trazione integrale	Diesel	110	01/09-03/10	D4EA

Engine	Information	S10	T10	T20 - T23	T22 - T25
All engines	COL:black, Conn. nr. 1, spanner size 24, switch press. 0.3 bar	7.0195			
All engines	Conn. nr. 2, without cable		7.6327		
All engines	Conn. nr. 4, spanner size 14, thread M10x1.25			7.1294 T20	
All engines	Conn. nr. 2			7.1300 T20	
All engines	L= 150 mm, see connection type				7.1289 T22
All engines	L= 140 mm, see connection type				7.1297 T22

				ENGINE
2.0 CRDi Trazione integrale	Diesel	136	06/15->	D4HA

Engine	Information	S10	T10	T20 - T23	T22 - T25
All engines	COL:black, Conn. nr. 1, euro 3, euro 4 (D4), euro 5, spanner size 24, switch press. 0.3 bar	7.0195			
All engines	Conn. nr. 2, without cable		7.6309		
All engines	Conn. nr. 2, without cable		7.6327		

				ENGINE
2.0 CRDi Trazione integrale	Diesel	83	08/04-03/10	D4EA

Engine	Information	S10	T10	T20 - T23	T22 - T25
All engines	COL:black, Conn. nr. 1, spanner size 24, switch press. 0.3 bar	7.0195			
All engines	Conn. nr. 2, without cable		7.6327		
All engines	Conn. nr. 4, spanner size 14, thread M10x1.25			7.1294 T20	
All engines	Conn. nr. 2			7.1300 T20	
All engines					7.1297 T22

				ENGINE
2.0 CRDi Trazione integrale	Diesel	88	01/07-03/10	D4EA

Engine	Information	S10	T10	T20 - T23	T22 - T25
All engines	COL:black, Conn. nr. 1, spanner size 24, switch press. 0.3 bar	7.0195			
All engines	Conn. nr. 2, without cable		7.6327		
All engines	Conn. nr. 4, spanner size 14, thread M10x1.25			7.1294 T20	
All engines	Conn. nr. 2			7.1300 T20	

				ENGINE
2.0 CVVT [ExtraEU]	Petrol	114	06/15->	G4NA

Engine	Information	S10	T10	T20 - T23	T22 - T25
All engines	COL:black, Conn. nr. 1, spanner size 24, switch press. 0.3 bar	7.0195			
All engines	Conn. nr. 2, without cable		7.6327		

				ENGINE
2.0 CVVT LPG	Petrol/ Petro- leum Gas (LPG)	104	06/04-03/10	G4GC

Engine	Information	S10	T10	T20 - T23	T22 - T25
All engines		7.0017			
All engines	Conn. nr. 2, without cable		7.6327		
All engines	Conn. nr. 4, spanner size 14, thread M10x1.25			7.1294 T20	
All engines	Conn. nr. 2			7.1300 T20	

S10 OIL PRESSURE WARNING LIGHT SWITCH	T10 REVERSING LIGHT SWITCH	T20 BRAKE LIGHT SWITCH
T22 SWITCH CLUTCH CONTROL (CRUISE CONTROL)	T23 SWITCH BRAKE ACTUATION (ENGINE TIMING)	T25 SWITCH CLUTCH CONTROL (ENGINE CONTROL)

FUNCTIONS ON THE VEHICLE

Vehicle	alim.	kW	Date	Engine	 S10	 T10	 T20 - T23	 T22 - T25
---------	-------	----	------	--------	---	---	--	---

				ENGINE
2.0 Hybrid	Petrol/ Electro	136	10/18->	D4HA

Engine	Information	S10	T10	T20 - T23	T22 - T25
All engines	COL:black, Conn. nr. 1, spanner size 24, switch press. 0.3 bar	7.0195			

				ENGINE
2.0 Trazione integrale	Petrol	104	08/04-03/10	G4GC

Engine	Information	S10	T10	T20 - T23	T22 - T25
All engines		7.0017			
All engines	Conn. nr. 2, without cable		7.6327		
All engines	Conn. nr. 4, spanner size 14, thread M10x1.25			7.1294 T20	
All engines	Conn. nr. 2			7.1300 T20	7.1300 T25

				ENGINE
2.0 Trazione integrale	Petrol	105	07/05-11/10	G4GC

Engine	Information	S10	T10	T20 - T23	T22 - T25
All engines		7.0017			7.1297 T22
All engines	no specific info conc. application available		7.6309, 7.6327		
All engines	pole nr. 4			7.1294 T20	
All engines	pole nr. 2			7.1300 T20	

				ENGINE
2.7 Trazione integrale	Petrol	129	08/04->	G6BA, G6BA-G

Engine	Information	S10	T10	T20 - T23	T22 - T25
All engines	COL:black, Conn. nr. 1, spanner size 24, switch press. 0.3 bar	7.0195			
Eng. G6BA-G	no specific info conc. application available		7.6309, 7.6327		
All engines	Conn. nr. 4, pole nr. 4, spanner size 14, thread M10x1.25			7.1294 T20	
All engines	Conn. nr. 2, pole nr. 2			7.1300 T20	
Eng. G6BA-G					7.1297 T22

VELOSTER

				ENGINE
1.6	Petrol	94	06/11->	G4FG

Engine	Information	S10	T10	T20 - T23	T22 - T25
All engines		7.0195	7.6309		
All engines	see connection type				7.1289, 7.1297 T22

				ENGINE
1.6 GDi	Petrol	103	02/11->	G4FD

Engine	Information	S10	T10	T20 - T23	T22 - T25
All engines	COL:black, Conn. nr. 1, spanner size 24, switch press. 0.3 bar	7.0195			
All engines	Conn. nr. 2, without cable		7.6327		
All engines	with cable				7.1289 T25
All engines					7.1297 T22

				ENGINE
1.6 GDi [ExtraEU]	Petrol	95	01/11->	G4FD

Engine	Information	S10	T10	T20 - T23	T22 - T25
All engines	COL:black, Conn. nr. 1, spanner size 24, switch press. 0.3 bar	7.0195			
All engines	Conn. nr. 2, without cable		7.6327		
All engines					7.1297 T22

				ENGINE
1.6 MPI	Petrol	97	04/11->	G4FC



Engine	Information	S10	T10	T20 - T23	T22 - T25
All engines	COL:black, Conn. nr. 1, spanner size 24, switch press. 0.3 bar	7.0195			
All engines	Conn. nr. 2, without cable		7.6327		
All engines					7.1297 T22

				ENGINE
1.6 T-GDI	Petrol	137	10/12->	G4FJ

Engine	Information	S10	T10	T20 - T23	T22 - T25
All engines	COL:black, Conn. nr. 1, spanner size 24, switch press. 0.3 bar	7.0195			
All engines	Conn. nr. 2, without cable		7.6327		

S10 OIL PRESSURE WARNING LIGHT SWITCH	T10 REVERSING LIGHT SWITCH	T20 BRAKE LIGHT SWITCH
T22 SWITCH CLUTCH CONTROL (CRUISE CONTROL)	T23 SWITCH BRAKE ACTUATION (ENGINE TIMING)	T25 SWITCH CLUTCH CONTROL (ENGINE CONTROL)

FUNCTIONS ON THE VEHICLE

Vehicle	alim.	kW	Date	Engine	 S10	 T10	 T20 - T23	 T22 - T25
---------	-------	----	------	--------	---	---	--	---

				ENGINE
1.6 T-GDI	Petrol	137	10/12->	G4FJ

Engine	Information	S10	T10	T20 - T23	T22 - T25
All engines					7.1297 T22

VERACRUZ

				ENGINE
3.0 CRDi [ExtraEU]	Diesel	180	11/08-11/12	D6EA

Engine	Information	S10	T10	T20 - T23	T22 - T25
All engines	COL:black, Conn. nr. 1, spanner size 24, switch press. 0.3 bar	7.0195			
All engines	Conn. nr. 4, spanner size 14, thread M10x1.25			7.1294 T20	

				ENGINE
3.8 [ExtraEU]	Petrol	199	01/08-11/12	G6DA

Engine	Information	S10	T10	T20 - T23	T22 - T25
All engines	COL:black, Conn. nr. 1, spanner size 24, switch press. 0.3 bar	7.0195			
All engines	Conn. nr. 4, spanner size 14, thread M10x1.25			7.1294 T20	

VERNA I

				ENGINE
1.3	Petrol	63	09/99->	G4EA

Engine	Information	S10	T10	T20 - T23	T22 - T25
All engines		7.0017			
All engines	-> 06/09/00		7.6235		
All engines	06/09/00 ->		7.6327		
All engines	-> 21/12/05, RHD			7.1169 T20	

				ENGINE
1.5	Petrol	66	09/99->	G4EB

Engine	Information	S10	T10	T20 - T23	T22 - T25
All engines		7.0017			
All engines	-> 06/09/00		7.6235		
All engines	06/09/00 ->		7.6327		
All engines	RHD			7.1169 T20	

				ENGINE
1.5	Petrol	75	09/99->	G4EC-G

Engine	Information	S10	T10	T20 - T23	T22 - T25
All engines		7.0017			
All engines	-> 06/09/00		7.6235		
All engines	06/09/00 ->		7.6327		
All engines	RHD			7.1169 T20	

				ENGINE
1.5 CRDi	Diesel	60	01/02->	D3EA

Engine	Information	S10	T10	T20 - T23	T22 - T25
All engines	-> 01/07/03	7.0017			
All engines	01/07/03 ->	7.0195			
All engines			7.6327		7.1289 T22

				ENGINE
1.6	Petrol	77	12/02->	G4ED-G

Engine	Information	S10	T10	T20 - T23	T22 - T25
All engines		7.0017	7.6327		
All engines	-> 21/12/05, RHD			7.1169 T20	

XG

				ENGINE
250	Petrol	120	12/98-12/05	G6AV



Engine	Information	S10	T10	T20 - T23	T22 - T25
All engines	-> 01/11/02	7.0017			
All engines	01/11/02 ->	7.0195			
All engines	-> 01/10/99		7.6235		
All engines	01/11/99 ->, Conn. nr. 2, without cable		7.6327		
All engines	Conn. nr. 4, spanner size 14, thread M10x1.25			7.1294 T20	
All engines	Conn. nr. 2			7.1300 T20	

				ENGINE
250	Petrol	123	10/03-09/05	G6AV

Engine	Information	S10	T10	T20 - T23	T22 - T25
All engines	Conn. nr. 2, without cable		7.6327		

S10	OIL PRESSURE WARNING LIGHT SWITCH	T10	REVERSING LIGHT SWITCH	T20	BRAKE LIGHT SWITCH
T22	SWITCH CLUTCH CONTROL (CRUISE CONTROL)	T23	SWITCH BRAKE ACTUATION (ENGINE TIMING)	T25	SWITCH CLUTCH CONTROL (ENGINE CONTROL)

FUNCTIONS ON THE VEHICLE

Vehicle	alim.	kW	Date	Engine	 S10	 T10	 T20 - T23	 T22 - T25
---------	-------	----	------	--------	---	---	--	---

ENGINE				
250	Petrol	123	10/03-09/05	G6AV

Engine	Information	S10	T10	T20 - T23	T22 - T25
All engines	Conn. nr. 4, spanner size 14, thread M10x1.25			7.1294 T20	
All engines	Conn. nr. 2			7.1300 T20	

ENGINE				
3.0	Petrol	153	10/01-05/05	G6CT

Engine	Information	S10	T10	T20 - T23	T22 - T25
All engines	Conn. nr. 2, without cable		7.6327		
All engines	Conn. nr. 4, spanner size 14, thread M10x1.25			7.1294 T20	
All engines	Conn. nr. 2			7.1300 T20	

ENGINE				
30	Petrol	138	12/98-12/05	G6CT, G6CT-G

Engine	Information	S10	T10	T20 - T23	T22 - T25
All engines	-> 01/09/99	7.0014			
All engines	-> 06/09/00		7.6235		
Eng. G6CT-G	06/09/00 ->		7.6327		
All engines	Conn. nr. 4, pole nr. 4, spanner size 14, thread M10x1.25			7.1294 T20	
All engines	Conn. nr. 2, pole nr. 2			7.1300 T20	

ENGINE				
300	Petrol	143	09/00-12/01	G6CT

Engine	Information	S10	T10	T20 - T23	T22 - T25
All engines	Conn. nr. 4, spanner size 14, thread M10x1.25			7.1294 T20	
All engines	Conn. nr. 2			7.1300 T20	

ENGINE				
350	Petrol	145	10/02-12/05	G6CU

Engine	Information	S10	T10	T20 - T23	T22 - T25
All engines	Conn. nr. 4, spanner size 14, thread M10x1.25			7.1294 T20	
All engines	Conn. nr. 2			7.1300 T20	




XG-SERIES

ENGINE				
3.0	Petrol	145	09/99-09/03	G6CT

Engine	Information	S10	T10	T20 - T23	T22 - T25
All engines	-> 01/05/00	7.0014			
All engines	Conn. nr. 4, spanner size 14, thread M10x1.25			7.1294 T20	
All engines	Conn. nr. 2			7.1300 T20	

S10	OIL PRESSURE WARNING LIGHT SWITCH	T10	REVERSING LIGHT SWITCH	T20	BRAKE LIGHT SWITCH
T22	SWITCH CLUTCH CONTROL (CRUISE CONTROL)	T23	SWITCH BRAKE ACTUATION (ENGINE TIMING)	T25	SWITCH CLUTCH CONTROL (ENGINE CONTROL)

FUNCTIONS ON THE VEHICLE





Vehicle	alim.	kW	Date	Engine	 S10	 T10	 T20 - T23	 T22 - T25
---------	-------	----	------	--------	---	---	--	---

EX								
25 AWD	Petrol	163	09/07->	ENGINE VQ25HR				
Engine	Information				S10	T10	T20 - T23	T22 - T25
All engines					7.0166			
30d	Diesel	175	04/10->	ENGINE V9X				
Engine	Information				S10	T10	T20 - T23	T22 - T25
All engines	Conn. nr. 1, switch press. 0.6 bar				7.0178			
35	Petrol	221	10/08->	ENGINE VQ35HR				
Engine	Information				S10	T10	T20 - T23	T22 - T25
All engines					7.0166			
37	Petrol	228	10/08->	ENGINE VQ37VHR				
Engine	Information				S10	T10	T20 - T23	T22 - T25
All engines					7.0166			
37	Petrol	235	09/10->	ENGINE VQ37VHR				
Engine	Information				S10	T10	T20 - T23	T22 - T25
All engines					7.0166			
EX35								
3.5V6	Petrol	221	04/08->	ENGINE VQ35HR				
Engine	Information				S10	T10	T20 - T23	T22 - T25
All engines					7.0166		7.1202 T20	
All engines	+cruise control						7.1265 T20	
FX								
3.5 [ExtraEU]	Petrol	226	09/09-07/13	ENGINE VQ35HR				
Engine	Information				S10	T10	T20 - T23	T22 - T25
All engines					7.0166			
3.7	Petrol	245	01/13-07/13	ENGINE VQ37VHR				
Engine	Information				S10	T10	T20 - T23	T22 - T25
All engines					7.0166			
30d AWD	Diesel	175	04/10->	ENGINE V9X				
Engine	Information				S10	T10	T20 - T23	T22 - T25
All engines	Conn. nr. 1, switch press. 0.6 bar				7.0178			
35	Petrol	205	07/08-10/09	ENGINE VQ35HR				
Engine	Information				S10	T10	T20 - T23	T22 - T25
All engines					7.0166			
35	Petrol	206	02/03-12/08	ENGINE VQ35DE				
Engine	Information				S10	T10	T20 - T23	T22 - T25
All engines					7.0166			
35	Petrol	226	10/08-12/11	ENGINE VQ35HR				
Engine	Information				S10	T10	T20 - T23	T22 - T25
All engines					7.0166			
35 AWD	Petrol	205	07/08-05/09	ENGINE VQ35HR				
Engine	Information				S10	T10	T20 - T23	T22 - T25
All engines					7.0166			
35 Trazione integrale	Petrol	206	01/03-12/08	ENGINE VQ35DE				
Engine	Information				S10	T10	T20 - T23	T22 - T25
All engines					7.0166			

S10	OIL PRESSURE WARNING LIGHT SWITCH	T10	REVERSING LIGHT SWITCH	T20	BRAKE LIGHT SWITCH
T22	SWITCH CLUTCH CONTROL (CRUISE CONTROL)	T23	SWITCH BRAKE ACTUATION (ENGINE TIMING)	T25	SWITCH CLUTCH CONTROL (ENGINE CONTROL)

The present application list is a brief version. For the detailed information about the possibility of installation on a specific vehicle, please refer to our web-catalogue <http://catalogo.facet.eu/>

FUNCTIONS ON THE VEHICLE

Vehicle	alim.	kW	Date	Engine	 S10	 T10	 T20 - T23	 T22 - T25
---------	-------	----	------	--------	---	---	--	---

ENGINE							
37 AWD	Petrol	235	10/08->	VQ37VHR			
Engine	Information			S10	T10	T20 - T23	T22 - T25
All engines				7.0166			

ENGINE							
37 AWD	Petrol	245	07/08-07/13	VQ37VHR			
Engine	Information			S10	T10	T20 - T23	T22 - T25
All engines				7.0166			

ENGINE							
45	Petrol	232	02/03-12/08	VK45DE			
Engine	Information			S10	T10	T20 - T23	T22 - T25
All engines				7.0166			

ENGINE							
45 AWD	Petrol	241	10/08->	VK45DE			
Engine	Information			S10	T10	T20 - T23	T22 - T25
All engines				7.0166			

ENGINE							
45 Trazione integrale	Petrol	232	01/03-12/08	VK45DE			
Engine	Information			S10	T10	T20 - T23	T22 - T25
All engines				7.0166			

ENGINE							
50 AWD	Petrol	287	10/08->	VK50VE			
Engine	Information			S10	T10	T20 - T23	T22 - T25
All engines				7.0166			

ENGINE							
50 AWD	Petrol	291	10/08->	VK50VE			
Engine	Information			S10	T10	T20 - T23	T22 - T25
All engines				7.0166			

ENGINE							
50 AWD	Petrol	309	06/13->	VK50VE			
Engine	Information			S10	T10	T20 - T23	T22 - T25
All engines				7.0166			

G

ENGINE							
25	Petrol	163	01/11->	VQ25HR			
Engine	Information			S10	T10	T20 - T23	T22 - T25
All engines				7.0166			

ENGINE							
35 X	Petrol	228	01/07-12/08	VQ35HR			
Engine	Information			S10	T10	T20 - T23	T22 - T25
All engines				7.0166			

ENGINE							
37	Petrol	235	10/08->	VQ37VHR			
Engine	Information			S10	T10	T20 - T23	T22 - T25
All engines				7.0166			

ENGINE							
37	Petrol	242	09/10->	VQ37VHR			
Engine	Information			S10	T10	T20 - T23	T22 - T25
All engines				7.0166			





ENGINE							
37	Petrol	243	09/07->	VQ37VHR			
Engine	Information			S10	T10	T20 - T23	T22 - T25
All engines				7.0166			

ENGINE							
37	Petrol	245	09/08->	VQ37VHR			
Engine	Information			S10	T10	T20 - T23	T22 - T25
All engines				7.0166			

ENGINE							
37 X	Petrol	235	10/08->	VQ37VHR			
Engine	Information			S10	T10	T20 - T23	T22 - T25
All engines				7.0166			





S10 OIL PRESSURE WARNING LIGHT SWITCH	T10 REVERSING LIGHT SWITCH	T20 BRAKE LIGHT SWITCH
T22 SWITCH CLUTCH CONTROL (CRUISE CONTROL)	T23 SWITCH BRAKE ACTUATION (ENGINE TIMING)	T25 SWITCH CLUTCH CONTROL (ENGINE CONTROL)

FUNCTIONS ON THE VEHICLE

Vehicle	alim.	kW	Date	Engine	 S10	 T10	 T20 - T23	 T22 - T25	
37 X					ENGINE				
Petrol	245	09/08-12/13	VQ37VHR						
Engine					S10	T10	T20 - T23	T22 - T25	
All engines					7.0166				
G20					ENGINE				
2.0	Petrol	85	01/90-12/97	SR20DE					
Engine					S10	T10	T20 - T23	T22 - T25	
All engines					7.0042	7.6140	7.1304 T20		
G35					ENGINE				
3.5 V6	Petrol	228	12/06->	VQ35HR					
Engine					S10	T10	T20 - T23	T22 - T25	
All engines					7.0166		7.1202 T20		
G37					ENGINE				
3.7	Petrol	243	06/12->	VQ37VHR					
Engine					S10	T10	T20 - T23	T22 - T25	
All engines					7.0166				
3.7	Petrol	246	10/08-11/10	VQ37VHR					
Engine					S10	T10	T20 - T23	T22 - T25	
All engines					7.0166				
3.7 V6	Petrol	243	10/07->	VQ37VHR					
Engine					S10	T10	T20 - T23	T22 - T25	
All engines					7.0166		7.1202 T20		
J30					ENGINE				
3.0	Petrol	157	01/92-12/97	VG30DE					
Engine					S10	T10	T20 - T23	T22 - T25	
All engines					7.0042		7.1304 T20		
M					ENGINE				
25	Petrol	163	07/10->	VQ25HR					
Engine					S10	T10	T20 - T23	T22 - T25	
All engines					7.0166				
30d	Diesel	175	03/10->	V9X					
Engine					S10	T10	T20 - T23	T22 - T25	
All engines					7.0178				
Conn. nr. 1, switch press. 0.6 bar									
37	Petrol	235	03/10->	VQ37VHR					
Engine					S10	T10	T20 - T23	T22 - T25	
All engines					7.0166				
M30					ENGINE				
3.0	Petrol	121	01/89-12/93	VG30E					
Engine					S10	T10	T20 - T23	T22 - T25	
All engines					7.0042		7.1304 T20		
M35					ENGINE				
3.5	Petrol	206	01/05->	VQ35DE					
Engine					S10	T10	T20 - T23	T22 - T25	
All engines					7.0166		7.1202 T20		
All engines							7.1265 T20		
+cruise control									
3.5	Petrol	226	09/08-12/10	VQ35HR					
Engine					S10	T10	T20 - T23	T22 - T25	
All engines					7.0166				

S10 OIL PRESSURE WARNING LIGHT SWITCH	T10 REVERSING LIGHT SWITCH	T20 BRAKE LIGHT SWITCH
T22 SWITCH CLUTCH CONTROL (CRUISE CONTROL)	T23 SWITCH BRAKE ACTUATION (ENGINE TIMING)	T25 SWITCH CLUTCH CONTROL (ENGINE CONTROL)

The present application list is a brief version. For the detailed information about the possibility of installation on a specific vehicle, please refer to our web-catalogue <http://catalogo.facet.eu/>

Vehicle	alim.	kW	Date	Engine	 S10	 T10	 T20 - T23	 T22 - T25
---------	-------	----	------	--------	---	---	--	---

ENGINE				
3.5 [ExtraEU]	Petrol	206	01/05-12/10	VQ35DE

Engine	Information	S10	T10	T20 - T23	T22 - T25
All engines		7.0166			

ENGINE				
3.5 X	Petrol	206	01/05->	VQ35DE

Engine	Information	S10	T10	T20 - T23	T22 - T25
All engines		7.0166		7.1202 T20	
All engines	+cruise control			7.1265 T20	

ENGINE				
3.5 X	Petrol	226	09/08-12/10	VQ35HR

Engine	Information	S10	T10	T20 - T23	T22 - T25
All engines		7.0166			

M37

ENGINE				
3.7	Petrol	243	01/10->	VQ37VHR

Engine	Information	S10	T10	T20 - T23	T22 - T25
All engines		7.0166			

ENGINE				
3.7	Petrol	245	06/12->	VQ37VHR

Engine	Information	S10	T10	T20 - T23	T22 - T25
All engines		7.0166			

M45

ENGINE				
4.5	Petrol	250	01/05->	VK45DE

Engine	Information	S10	T10	T20 - T23	T22 - T25
All engines		7.0166		7.1202 T20	
All engines	+cruise control			7.1265 T20	

ENGINE				
4.5 [ExtraEU]	Petrol	250	01/05-05/10	VK45DE

Engine	Information	S10	T10	T20 - T23	T22 - T25
All engines		7.0166			

Q30

ENGINE				
1.5 D	Diesel	80	11/15->	K9K480

Engine	Information	S10	T10	T20 - T23	T22 - T25
All engines	Conn. nr. 1, switch press. 0.6 bar	7.0178			
All engines				7.1215 T20	

ENGINE				
1.6	Petrol	110	12/15->	270910

Engine	Information	S10	T10	T20 - T23	T22 - T25
All engines				7.1215 T20	

ENGINE				
1.6	Petrol	115	11/15->	270910

Engine	Information	S10	T10	T20 - T23	T22 - T25
All engines				7.1215 T20	

ENGINE				
1.6	Petrol	90	11/15->	270910

Engine	Information	S10	T10	T20 - T23	T22 - T25
All engines				7.1215 T20	





ENGINE				
2.0 T	Petrol	155	11/15->	270920

Engine	Information	S10	T10	T20 - T23	T22 - T25
All engines				7.1215 T20	

ENGINE				
2.0 T AWD	Petrol	155	11/15->	270920

Engine	Information	S10	T10	T20 - T23	T22 - T25
All engines				7.1215 T20	

S10 OIL PRESSURE WARNING LIGHT SWITCH	T10 REVERSING LIGHT SWITCH	T20 BRAKE LIGHT SWITCH
T22 SWITCH CLUTCH CONTROL (CRUISE CONTROL)	T23 SWITCH BRAKE ACTUATION (ENGINE TIMING)	T25 SWITCH CLUTCH CONTROL (ENGINE CONTROL)

				FUNCTIONS ON THE VEHICLE				
Vehicle	alim.	kW	Date	Engine	 S10	 T10	 T20 - T23	 T22 - T25
2.2 D								
ENGINE								
651930								
Diesel 125 11/15->								
Engine Information					S10	T10	T20 - T23	T22 - T25
All engines							7.1215 T20	
2.2 D AWD								
ENGINE								
651930								
Diesel 125 11/15->								
Engine Information					S10	T10	T20 - T23	T22 - T25
All engines							7.1215 T20	
Q45								
ENGINE								
4.5								
Petrol 205 01/89-12/93								
Engine Information					S10	T10	T20 - T23	T22 - T25
All engines					7.0042		7.1304 T20	
Q50								
ENGINE								
50 D								
Diesel 125 04/13->								
Engine Information					S10	T10	T20 - T23	T22 - T25
All engines						7.6253		
Q60								
ENGINE								
3.7								
Petrol 235 10/13->								
Engine Information					S10	T10	T20 - T23	T22 - T25
All engines					7.0166			
3.7								
ENGINE								
3.7								
Petrol 245 10/13->								
Engine Information					S10	T10	T20 - T23	T22 - T25
All engines					7.0166			
Q70								
ENGINE								
2.2 D								
Diesel 125 10/14->								
Engine Information					S10	T10	T20 - T23	T22 - T25
All engines					7.0166			
2.5 [ExtraEU]								
ENGINE								
2.5 [ExtraEU]								
Petrol 163 09/13->								
Engine Information					S10	T10	T20 - T23	T22 - T25
All engines					7.0166			
3.0								
ENGINE								
3.0								
Diesel 175 03/13->								
Engine Information					S10	T10	T20 - T23	T22 - T25
All engines					7.0178			
Conn. nr. 1, switch press. 0.6 bar								
3.7 AWD								
ENGINE								
3.7 AWD								
Petrol 245 01/14->								
Engine Information					S10	T10	T20 - T23	T22 - T25
All engines					7.0166			
QX30								
ENGINE								
2.0 AWD								
Petrol 155 09/16->								
Engine Information					S10	T10	T20 - T23	T22 - T25
All engines							7.1215 T20	
2.2 D AWD								
ENGINE								
2.2 D AWD								
Diesel 125 04/16->								
Engine Information					S10	T10	T20 - T23	T22 - T25
All engines							7.1215 T20	
QX50								
ENGINE								
2.5 AWD								
Petrol 163 02/14->								
Engine Information					S10	T10	T20 - T23	T22 - T25
All engines					7.0166			

S10	OIL PRESSURE WARNING LIGHT SWITCH	T10	REVERSING LIGHT SWITCH	T20	BRAKE LIGHT SWITCH
T22	SWITCH CLUTCH CONTROL (CRUISE CONTROL)	T23	SWITCH BRAKE ACTUATION (ENGINE TIMING)	T25	SWITCH CLUTCH CONTROL (ENGINE CONTROL)

The present application list is a brief version. For the detailed information about the possibility of installation on a specific vehicle, please refer to our web-catalogue <http://catalogo.facet.eu/>

FUNCTIONS ON THE VEHICLE

Vehicle	alim.	kW	Date	Engine				
					S10	T10	T20 - T23	T22 - T25

ENGINE				
3.7	Petrol	243	08/13->	VQ37VHR

Engine	Information	S10	T10	T20 - T23	T22 - T25
All engines		7.0166			

ENGINE				
30d AWD	Diesel	175	08/13->	V9X

Engine	Information	S10	T10	T20 - T23	T22 - T25
All engines	Conn. nr. 1, switch press. 0.6 bar	7.0178			

ENGINE				
37 AWD	Petrol	235	08/13->	VQ37VHR

Engine	Information	S10	T10	T20 - T23	T22 - T25
All engines		7.0166			

ENGINE				
5.6	Petrol	239	09/03-12/10	VK56DE

Engine	Information	S10	T10	T20 - T23	T22 - T25
All engines		7.0166			

ENGINE				
5.6 V8	Petrol	238	04/08->	VK56DE

Engine	Information	S10	T10	T20 - T23	T22 - T25
All engines		7.0166		7.1202 T20	
All engines	+cruise control			7.1265 T20	

ENGINE				
56 AWD	Petrol	298	03/10->	VK56VD

Engine	Information	S10	T10	T20 - T23	T22 - T25
All engines		7.0166			

ENGINE				
3.7 AWD	Petrol	235	08/13->	VQ37VHR

Engine	Information	S10	T10	T20 - T23	T22 - T25
All engines		7.0166			

ENGINE				
37 AWD	Petrol	245	02/14->	VQ37VHR

Engine	Information	S10	T10	T20 - T23	T22 - T25
All engines		7.0166			

ENGINE				
50 AWD	Petrol	287	08/13->	VK50VE

Engine	Information	S10	T10	T20 - T23	T22 - T25
All engines		7.0166			





ENGINE				
50 AWD	Petrol	294	08/13->	VK50VE

Engine	Information	S10	T10	T20 - T23	T22 - T25
All engines		7.0166			

ENGINE				
5.6 AWD	Petrol	298	09/13->	VK56VD

Engine	Information	S10	T10	T20 - T23	T22 - T25
All engines		7.0166			

S10	OIL PRESSURE WARNING LIGHT SWITCH	T10	REVERSING LIGHT SWITCH	T20	BRAKE LIGHT SWITCH
T22	SWITCH CLUTCH CONTROL (CRUISE CONTROL)	T23	SWITCH BRAKE ACTUATION (ENGINE TIMING)	T25	SWITCH CLUTCH CONTROL (ENGINE CONTROL)

				FUNCTIONS ON THE VEHICLE				
Vehicle	alim.	kW	Date	Engine	 S10	 T10	 T20 - T23	 T22 - T25

ELBA

				ENGINE
1.3	Petrol	49	08/91-12/96	146 A5.000

Engine	Information	S10	T10	T20 - T23	T22 - T25
All engines		7.0096	7.6038	7.1066 T20	

				ENGINE
1.4 i.e.	Petrol	49	09/94-12/96	146 C5.000, 146 D5.000

Engine	Information	S10	T10	T20 - T23	T22 - T25
All engines		7.0096	7.6067	7.1066 T20	

				ENGINE
1.5 i.e.	Petrol	55	08/92-09/94	149 C1.000

Engine	Information	S10	T10	T20 - T23	T22 - T25
All engines		7.0096	7.6038	7.1066 T20	

				ENGINE
1.6 i.e.	Petrol	55	09/94-12/96	146 C6.000, 146 D6.000

Engine	Information	S10	T10	T20 - T23	T22 - T25
All engines		7.0096	7.6067	7.1066 T20	

				ENGINE
1.7 D	Diesel	42	08/91-12/96	146 B2.000

Engine	Information	S10	T10	T20 - T23	T22 - T25
All engines		7.0096		7.1066 T20	
All engines	->ch. 5055671		7.6038		
All engines	ch. 5055671 ->		7.6067		

MILLE

				ENGINE
1.0i	Petrol	35	02/93-02/98	146 C7.000

Engine	Information	S10	T10	T20 - T23	T22 - T25
All engines		7.0000	7.6038	7.1066 T20	

				ENGINE
1.7 D	Diesel	42	07/95-05/97	146 B2.000

Engine	Information	S10	T10	T20 - T23	T22 - T25
All engines		7.0096	7.6067	7.1068 T20	

				ENGINE
1.7 D	Diesel	43	07/94-09/95	146 B2.000

Engine	Information	S10	T10	T20 - T23	T22 - T25
All engines		7.0096	7.6067	7.1066 T20	

S10	OIL PRESSURE WARNING LIGHT SWITCH	T10	REVERSING LIGHT SWITCH	T20	BRAKE LIGHT SWITCH
T22	SWITCH CLUTCH CONTROL (CRUISE CONTROL)	T23	SWITCH BRAKE ACTUATION (ENGINE TIMING)	T25	SWITCH CLUTCH CONTROL (ENGINE CONTROL)

Vehicle	alim.	kW	Date	Engine				
					S10	T10	T20 - T23	T22 - T25

IMPULSE

				ENGINE
1.6i [USA]	Petrol	0	01/90->	RLK

Engine	Information	S10	T10	T20 - T23	T22 - T25
All engines	+cruise control			7.1044	T20
All engines	-cruise control			7.1304	T20

				ENGINE
1.6i RS [USA]	Petrol	0	01/90->	RLK

Engine	Information	S10	T10	T20 - T23	T22 - T25
All engines	+cruise control			7.1044	T20
All engines	-cruise control			7.1304	T20

				ENGINE
1.6i Turbo [USA]	Petrol	0	01/90->	--

Engine	Information	S10	T10	T20 - T23	T22 - T25
All engines	+cruise control			7.1044	T20
All engines	-cruise control			7.1304	T20

				ENGINE
1.8i [USA]	Petrol	0	01/91->	RLX

Engine	Information	S10	T10	T20 - T23	T22 - T25
All engines	+cruise control			7.1044	T20
All engines	-cruise control			7.1304	T20

PICK-UP

				ENGINE
3.1i V6 [USA]	Petrol	0	01/90->	LG 6

Engine	Information	S10	T10	T20 - T23	T22 - T25
All engines	+cruise control			7.1044	T20
All engines	-cruise control			7.1304	T20

RODEO

				ENGINE
3.1i V6 [USA]	Petrol	0	01/90-12/92	LG 6

Engine	Information	S10	T10	T20 - T23	T22 - T25
All engines			7.6149		
All engines	+cruise control			7.1044	T20
All engines	-cruise control			7.1304	T20

				ENGINE
3.2i V6 [USA]	Petrol	0	01/92->	RLU

Engine	Information	S10	T10	T20 - T23	T22 - T25
All engines		7.0015			
All engines	+cruise control			7.1044	T20
All engines	-cruise control			7.1304	T20

STYLUS

				ENGINE
1.6i DOHC [USA]	Petrol	0	01/90-12/91	RLK

Engine	Information	S10	T10	T20 - T23	T22 - T25
All engines	+cruise control			7.1044	T20
All engines	-cruise control			7.1304	T20

				ENGINE
1.6i SOHC [USA]	Petrol	0	01/90->	RLR

Engine	Information	S10	T10	T20 - T23	T22 - T25
All engines		7.0015			
All engines	+cruise control			7.1044	T20
All engines	-cruise control			7.1304	T20

				ENGINE
1.8i DOHC [USA]	Petrol	0	01/91->	RLX

Engine	Information	S10	T10	T20 - T23	T22 - T25
All engines	+cruise control			7.1044	T20
All engines	-cruise control			7.1304	T20





TROOPER

				ENGINE
2.2 D 4WD	Diesel	39	05/84-12/89	C223

Engine	Information	S10	T10	T20 - T23	T22 - T25
All engines		7.0016	7.6078		

S10 OIL PRESSURE WARNING LIGHT SWITCH	T10 REVERSING LIGHT SWITCH	T20 BRAKE LIGHT SWITCH
T22 SWITCH CLUTCH CONTROL (CRUISE CONTROL)	T23 SWITCH BRAKE ACTUATION (ENGINE TIMING)	T25 SWITCH CLUTCH CONTROL (ENGINE CONTROL)

FUNCTIONS ON THE VEHICLE

Vehicle	alim.	kW	Date	Engine				
					S10	T10	T20 - T23	T22 - T25

TROOPER

				ENGINE
2.2 D 4WD	Diesel	39	05/84-12/89	C223

Engine	Information	S10	T10	T20 - T23	T22 - T25
All engines	pole nr. 2, with cable			7.1026	T20
All engines	+cruise control, pole nr. 4			7.1044	T20
All engines	pole nr. 2, without cable			7.1304	T20

				ENGINE
2.2 D 4x4	Diesel	39	05/84-07/89	C223

Engine	Information	S10	T10	T20 - T23	T22 - T25
All engines		7.0016	7.6078		
All engines	pole nr. 2, with cable			7.1026	T20
All engines	+cruise control, pole nr. 4			7.1044	T20
All engines	pole nr. 2, without cable			7.1304	T20

				ENGINE
2.3	Petrol	66	11/85-12/91	4ZD1

Engine	Information	S10	T10	T20 - T23	T22 - T25
All engines			7.6078	7.1026	T20

				ENGINE
2.6 4WD	Petrol	85	11/86-07/91	4ZE1

Engine	Information	S10	T10	T20 - T23	T22 - T25
All engines		7.0065	7.6078		
All engines	pole nr. 2, with cable			7.1026	T20
All engines	+cruise control, pole nr. 4			7.1044	T20
All engines	pole nr. 2, without cable			7.1304	T20

				ENGINE
2.6 i	Petrol	85	10/87-12/91	4ZE1

Engine	Information	S10	T10	T20 - T23	T22 - T25
All engines		7.0065	7.6078		
All engines	pole nr. 2, with cable			7.1026	T20
All engines	+cruise control, pole nr. 4			7.1044	T20
All engines	pole nr. 2, without cable			7.1304	T20

				ENGINE
3.2i DOHC [USA]	Petrol	0	01/92->	RLV

Engine	Information	S10	T10	T20 - T23	T22 - T25
All engines		7.0015			
All engines	+cruise control			7.1044	T20
All engines	-cruise control			7.1304	T20

				ENGINE
3.2i SOHC [USA]	Petrol	0	01/92->	RLU

Engine	Information	S10	T10	T20 - T23	T22 - T25
All engines		7.0015	7.6078		
All engines	+cruise control			7.1044	T20
All engines	-cruise control			7.1304	T20

				ENGINE
3.2i V6 [USA]	Petrol	0	01/88-12/91	--

Engine	Information	S10	T10	T20 - T23	T22 - T25
All engines			7.6078		
All engines	+cruise control			7.1044	T20
All engines	-cruise control			7.1304	T20

S10	OIL PRESSURE WARNING LIGHT SWITCH	T10	REVERSING LIGHT SWITCH	T20	BRAKE LIGHT SWITCH
T22	SWITCH CLUTCH CONTROL (CRUISE CONTROL)	T23	SWITCH BRAKE ACTUATION (ENGINE TIMING)	T25	SWITCH CLUTCH CONTROL (ENGINE CONTROL)

FUNCTIONS ON THE VEHICLE

Vehicle	alim.	kW	Date	Engine	 S10	 T10	 T20 - T23	 T22 - T25
---------	-------	----	------	--------	---	---	--	---

DAILY I

				ENGINE
30-8	Diesel	53	01/78-12/89	8140.61.200

Engine	Information	S10	T10	T20 - T23	T22 - T25
All engines		7.0000		7.1000 T20	
All engines	see connection type		7.6117, 7.6124		

				ENGINE
35-10	Diesel	68	01/85-12/89	8140.21.200

Engine	Information	S10	T10	T20 - T23	T22 - T25
All engines		7.0000		7.1000 T20	
All engines	see connection type		7.6117, 7.6124		

				ENGINE
35-8	Diesel	53	01/78-12/89	8140.61.200

Engine	Information	S10	T10	T20 - T23	T22 - T25
All engines		7.0000		7.1000 T20	
All engines	see connection type		7.6117, 7.6124		

DAILY II

				ENGINE
2.8 CNG	CNG	78	05/99-07/07	814903CNG

Engine	Information	S10	T10	T20 - T23	T22 - T25
All engines	switch press. 0.3-0.5 bar	7.0129			
All engines			7.6258		
All engines	ch. 5853306 ->, ch. D436248 ->			7.1247 T20	

				ENGINE
29 L 10	Diesel	70	09/02-04/06	F1AE0481A

Engine	Information	S10	T10	T20 - T23	T22 - T25
All engines	switch press. 0.3-0.5 bar	7.0129			
All engines			7.6258		7.1157 T22
All engines	ch. 5853306 ->, ch. D436248 ->			7.1247 T20	

				ENGINE
29 L 10 V	Diesel	70	09/02-07/07	F1AE0481A

Engine	Information	S10	T10	T20 - T23	T22 - T25
All engines	switch press. 0.3-0.5 bar	7.0129			
All engines			7.6258		7.1157 T22
All engines	ch. 5853306 ->, ch. D436248 ->			7.1247 T20	

				ENGINE
29 L 11	Diesel	78	05/99-04/06	8140.43B, 8140.43C

Engine	Information	S10	T10	T20 - T23	T22 - T25
All engines	switch press. 0.3-0.5 bar	7.0129			
All engines			7.6258		
All engines	ch. 5853306 ->, ch. D436248 ->			7.1247 T20	
Eng. 8140.43B	-eng. 814043C				7.1157 T22

				ENGINE
29 L 11 V	Diesel	78	05/99-07/07	8140.43B, 8140.43C

Engine	Information	S10	T10	T20 - T23	T22 - T25
All engines	switch press. 0.3-0.5 bar	7.0129			
All engines			7.6258		
All engines	ch. 5853306 ->, ch. D436248 ->			7.1247 T20	
Eng. 8140.43B	-eng. 814043C				7.1157 T22

				ENGINE
29 L 12	Diesel	85	09/02-04/06	F1AE0481B


Engine	Information	S10	T10	T20 - T23	T22 - T25
All engines	switch press. 0.3-0.5 bar	7.0129			
All engines			7.6258		7.1157 T22
All engines	ch. 5853306 ->, ch. D436248 ->			7.1247 T20	

				ENGINE
29 L 12 V	Diesel	85	09/02-07/07	F1AE0481B

Engine	Information	S10	T10	T20 - T23	T22 - T25
All engines	switch press. 0.3-0.5 bar	7.0129			
All engines			7.6258		7.1157 T22
All engines	ch. 5853306 ->, ch. D436248 ->			7.1247 T20	

S10 OIL PRESSURE WARNING LIGHT SWITCH	T10 REVERSING LIGHT SWITCH	T20 BRAKE LIGHT SWITCH
T22 SWITCH CLUTCH CONTROL (CRUISE CONTROL)	T23 SWITCH BRAKE ACTUATION (ENGINE TIMING)	T25 SWITCH CLUTCH CONTROL (ENGINE CONTROL)

FUNCTIONS ON THE VEHICLE

Vehicle	alim.	kW	Date	Engine	 S10	 T10	 T20 - T23	 T22 - T25
---------	-------	----	------	--------	---	---	--	---

ENGINE				
29 L 13	Diesel	92	05/01-07/07	8140.43S

Engine	Information	S10	T10	T20 - T23	T22 - T25
All engines	switch press. 0.3-0.5 bar	7.0129			
All engines			7.6258		7.1157 T22
All engines	ch. 5853306 ->, ch. D436248 ->			7.1247 T20	

ENGINE				
29 L 14	Diesel	100	01/05-04/06	F1AE0481M

Engine	Information	S10	T10	T20 - T23	T22 - T25
All engines	switch press. 0.3-0.5 bar	7.0129			
All engines			7.6258		7.1157 T22
All engines	ch. 5853306 ->, ch. D436248 ->			7.1247 T20	

ENGINE				
29 L 9	Diesel	62	05/99-04/06	8140.63

Engine	Information	S10	T10	T20 - T23	T22 - T25
All engines	switch press. 0.3-0.5 bar	7.0129			
All engines			7.6258		7.1157 T22
All engines	ch. 5853306 ->, ch. D436248 ->			7.1247 T20	

ENGINE				
29 L 9	Diesel	66	11/01-04/06	8140.43R

Engine	Information	S10	T10	T20 - T23	T22 - T25
All engines	switch press. 0.3-0.5 bar	7.0129			
All engines			7.6258		7.1157 T22
All engines	ch. 5853306 ->, ch. D436248 ->			7.1247 T20	

ENGINE				
29 L 9 V	Diesel	62	05/99-07/07	8140.63

Engine	Information	S10	T10	T20 - T23	T22 - T25
All engines	switch press. 0.3-0.5 bar	7.0129			
All engines			7.6258		7.1157 T22
All engines	ch. 5853306 ->, ch. D436248 ->			7.1247 T20	

ENGINE				
29 L 9 V	Diesel	66	11/01-04/06	8140.43R

Engine	Information	S10	T10	T20 - T23	T22 - T25
All engines	switch press. 0.3-0.5 bar	7.0129			
All engines			7.6258		7.1157 T22
All engines	ch. 5853306 ->, ch. D436248 ->			7.1247 T20	

ENGINE				
30-10	Diesel	76	01/97-05/99	8140.23

Engine	Information	S10	T10	T20 - T23	T22 - T25
All engines		7.0000		7.1250 T20	
All engines	see connection type		7.6117		
All engines	4WD		7.6124		

ENGINE				
30-10 C	Diesel	76	01/97-05/99	8140.23

Engine	Information	S10	T10	T20 - T23	T22 - T25
All engines		7.0000		7.1250 T20	
All engines	see connection type		7.6117		
All engines	4WD		7.6124		

ENGINE				
30-8	Diesel	55	01/89-08/98	8140.07.2700, 8140.07.2712

Engine	Information	S10	T10	T20 - T23	T22 - T25
All engines		7.0000			
All engines	see connection type		7.6117, 7.6124	7.1000, 7.1250	T20

ENGINE				
30-8	Diesel	60	01/89-08/98	8140.67F, 8140.67F.3710, 8140.67F.3711, 8140.67F.3713, 8140.67F.3721

Engine	Information	S10	T10	T20 - T23	T22 - T25
All engines		7.0000		7.1250 T20	
All engines	see connection type		7.6117, 7.6124		

S10 OIL PRESSURE WARNING LIGHT SWITCH	T10 REVERSING LIGHT SWITCH	T20 BRAKE LIGHT SWITCH
T22 SWITCH CLUTCH CONTROL (CRUISE CONTROL)	T23 SWITCH BRAKE ACTUATION (ENGINE TIMING)	T25 SWITCH CLUTCH CONTROL (ENGINE CONTROL)

FUNCTIONS ON THE VEHICLE

Vehicle	alim.	kW	Date	Engine	 S10	 T10	 T20 - T23	 T22 - T25
---------	-------	----	------	--------	---	---	--	---

ENGINE				
30-8	Diesel	62	09/98-05/99	8140.63

Engine	Information	S10	T10	T20 - T23	T22 - T25
All engines		7.0000		7.1250 T20	
All engines	see connection type		7.6117, 7.6124		

ENGINE				
30-8 V	Diesel	62	09/98-05/99	8140.63

Engine	Information	S10	T10	T20 - T23	T22 - T25
All engines		7.0000		7.1250 T20	
All engines	see connection type		7.6117, 7.6124		

ENGINE				
35 C 10 V, 35 S 10 V	Diesel	70	09/02-04/06	F1AE0481A

Engine	Information	S10	T10	T20 - T23	T22 - T25
All engines	switch press. 0.3-0.5 bar	7.0129			
All engines			7.6258		7.1157 T22
All engines	ch. 5853306 ->, ch. D436248 ->			7.1247 T20	

ENGINE				
35 C 12, 35 S 12	Diesel	85	09/02-04/06	F1AE0481B

Engine	Information	S10	T10	T20 - T23	T22 - T25
All engines	switch press. 0.3-0.5 bar	7.0129			
All engines			7.6258		7.1157 T22
All engines	ch. 5853306 ->, ch. D436248 ->			7.1247 T20	

ENGINE				
35 C 12 V, 35 S 12 V	Diesel	85	09/02-07/07	F1AE0481B

Engine	Information	S10	T10	T20 - T23	T22 - T25
All engines	switch press. 0.3-0.5 bar	7.0129			
All engines			7.6258		7.1157 T22
All engines	ch. 5853306 ->, ch. D436248 ->			7.1247 T20	

ENGINE				
35 C 14	Diesel	100	09/04-04/06	F1CE0481A, F1CE0481E

Engine	Information	S10	T10	T20 - T23	T22 - T25
All engines	switch press. 0.3-0.5 bar	7.0129			
All engines			7.6258		7.1157 T22
All engines	ch. 5853306 ->, ch. D436248 ->			7.1247 T20	

ENGINE				
35 C 14, 35 S 14	Diesel	100	01/05-04/06	F1AE0481M

Engine	Information	S10	T10	T20 - T23	T22 - T25
All engines	switch press. 0.3-0.5 bar	7.0129			
All engines			7.6258		7.1157 T22
All engines	ch. 5853306 ->, ch. D436248 ->			7.1247 T20	

ENGINE				
35 C 15	Diesel	107	11/01-04/06	8140.43N

Engine	Information	S10	T10	T20 - T23	T22 - T25
All engines	switch press. 0.3-0.5 bar	7.0129			
All engines			7.6258		7.1157 T22
All engines	ch. 5853306 ->, ch. D436248 ->			7.1247 T20	

ENGINE				
35 C 17, 35 S 17	Diesel	122	01/05-04/06	F1CE0481B





Engine	Information	S10	T10	T20 - T23	T22 - T25
All engines	switch press. 0.3-0.5 bar	7.0129			
All engines			7.6258		7.1157 T22
All engines	ch. 5853306 ->, ch. D436248 ->			7.1247 T20	

ENGINE				
35 C 9, 35 S 9	Diesel	66	11/01-04/06	8140.43R

Engine	Information	S10	T10	T20 - T23	T22 - T25
All engines	switch press. 0.3-0.5 bar	7.0129			
All engines			7.6258		7.1157 T22
All engines	ch. 5853306 ->, ch. D436248 ->			7.1247 T20	

S10	OIL PRESSURE WARNING LIGHT SWITCH	T10	REVERSING LIGHT SWITCH	T20	BRAKE LIGHT SWITCH
T22	SWITCH CLUTCH CONTROL (CRUISE CONTROL)	T23	SWITCH BRAKE ACTUATION (ENGINE TIMING)	T25	SWITCH CLUTCH CONTROL (ENGINE CONTROL)

FUNCTIONS ON THE VEHICLE

Vehicle	alim.	kW	Date	Engine	 S10	 T10	 T20 - T23	 T22 - T25
ENGINE								
35 S 10	Diesel	70	09/02-07/07	F1AE0481A				
Engine	Information			S10	T10	T20 - T23	T22 - T25	
All engines	switch press. 0.3-0.5 bar			7.0129				
All engines					7.6258		7.1157	T22
All engines	ch. 5853306 ->, ch. D436248 ->					7.1247	T20	
ENGINE								
35 S 11V,35 C 11V	Diesel	78	05/99-07/07	8140.43B, 8140.43C				
Engine	Information			S10	T10	T20 - T23	T22 - T25	
All engines	switch press. 0.3-0.5 bar			7.0129				
All engines					7.6258			
All engines	ch. 5853306 ->, ch. D436248 ->					7.1247	T20	
Eng. 8140.43B	-eng. 814043C						7.1157	T22
ENGINE								
35 S 11,35 C 11	Diesel	78	05/99-04/06	8140.43B, 8140.43C				
Engine	Information			S10	T10	T20 - T23	T22 - T25	
All engines	switch press. 0.3-0.5 bar			7.0129				
All engines					7.6258			
All engines	ch. 5853306 ->, ch. D436248 ->					7.1247	T20	
Eng. 8140.43B	-eng. 814043C						7.1157	T22
ENGINE								
35 S 13V,35 C 13V	Diesel	92	05/99-07/07	8140.43S				
Engine	Information			S10	T10	T20 - T23	T22 - T25	
All engines	switch press. 0.3-0.5 bar			7.0129				
All engines					7.6258		7.1157	T22
All engines	ch. 5853306 ->, ch. D436248 ->					7.1247	T20	
ENGINE								
35 S 13,35 C 13	Diesel	92	05/99-04/06	8140.43S				
Engine	Information			S10	T10	T20 - T23	T22 - T25	
All engines	switch press. 0.3-0.5 bar			7.0129				
All engines					7.6258		7.1157	T22
All engines	ch. 5853306 ->, ch. D436248 ->					7.1247	T20	
ENGINE								
35 S 15V, 35 C 15V	Diesel	107	11/02-07/07	8140.43N				
Engine	Information			S10	T10	T20 - T23	T22 - T25	
All engines	switch press. 0.3-0.5 bar			7.0129				
All engines					7.6258		7.1157	T22
All engines	ch. 5853306 ->, ch. D436248 ->					7.1247	T20	
ENGINE								
35 S 9V	Diesel	66	11/01-04/06	8140.43R				
Engine	Information			S10	T10	T20 - T23	T22 - T25	
All engines	switch press. 0.3-0.5 bar			7.0129				
All engines					7.6258		7.1157	T22
All engines	ch. 5853306 ->, ch. D436248 ->					7.1247	T20	
ENGINE								
35 S 9V,35 C 9V	Diesel	62	05/99-07/07	8140.63				
Engine	Information			S10	T10	T20 - T23	T22 - T25	
All engines	switch press. 0.3-0.5 bar			7.0129				
All engines					7.6258		7.1157	T22
All engines	ch. 5853306 ->, ch. D436248 ->					7.1247	T20	
ENGINE								
35 S 9,35 C 9	Diesel	62	05/99-04/06	8140.63				
Engine	Information			S10	T10	T20 - T23	T22 - T25	
All engines	switch press. 0.3-0.5 bar			7.0129				
All engines					7.6258		7.1157	T22
All engines	ch. 5853306 ->, ch. D436248 ->					7.1247	T20	
ENGINE								
35 S-10	Diesel	68	01/89-08/98	8140.97.2781				
Engine	Information			S10	T10	T20 - T23	T22 - T25	
All engines				7.0000				
All engines	see connection type				7.6117, 7.6124	7.1000, 7.1250	T20	

S10 OIL PRESSURE WARNING LIGHT SWITCH	T10 REVERSING LIGHT SWITCH	T20 BRAKE LIGHT SWITCH
T22 SWITCH CLUTCH CONTROL (CRUISE CONTROL)	T23 SWITCH BRAKE ACTUATION (ENGINE TIMING)	T25 SWITCH CLUTCH CONTROL (ENGINE CONTROL)

FUNCTIONS ON THE VEHICLE

Vehicle	alim.	kW	Date	Engine	 S10	 T10	 T20 - T23	 T22 - T25
---------	-------	----	------	--------	---	---	--	---

ENGINE				
35-10	Diesel	76	01/89-05/99	8140.23, 8140.47R.2790

Engine	Information	S10	T10	T20 - T23	T22 - T25
All engines		7.0000			
All engines	see connection type		7.6117, 7.6124	7.1250 T20	
Eng. 8140.47R.2790	see connection type			7.1000 T20	

ENGINE				
35-10	Diesel	80	01/89-08/98	8140.47R

Engine	Information	S10	T10	T20 - T23	T22 - T25
All engines		7.0000			
All engines	see connection type		7.6117, 7.6124	7.1000, 7.1250 T20	

ENGINE				
35-10 K	Diesel	76	01/97-05/99	8140.23

Engine	Information	S10	T10	T20 - T23	T22 - T25
All engines		7.0000		7.1250 T20	
All engines	see connection type		7.6117, 7.6124		

ENGINE				
35-12	Diesel	85	01/90-04/96	8140.47.2700, 8140.47S

Engine	Information	S10	T10	T20 - T23	T22 - T25
All engines		7.0000	7.6117		
All engines	see connection type			7.1000, 7.1250 T20	

ENGINE				
35-12	Diesel	90	05/96-05/99	8140.43.

Engine	Information	S10	T10	T20 - T23	T22 - T25
All engines		7.0000	7.6117	7.1250 T20	
All engines	4WD		7.6124		

ENGINE				
35-12 K	Diesel	90	09/96-08/98	8140.43.

Engine	Information	S10	T10	T20 - T23	T22 - T25
All engines		7.0000	7.6117	7.1250 T20	
All engines	4WD		7.6124		

ENGINE				
35-8	Diesel	55	01/89-08/98	8140.07.2700, 8140.07.2712

Engine	Information	S10	T10	T20 - T23	T22 - T25
All engines		7.0000			
All engines	see connection type		7.6117, 7.6124	7.1000, 7.1250 T20	

ENGINE				
35-8	Diesel	60	01/89-08/98	8140.67F., 8140.67F.3701, 8140.67F.3710, 8140.67F.3711, 8140.67F.3713, 8140.67F.3721

Engine	Information	S10	T10	T20 - T23	T22 - T25
All engines		7.0129		7.1250 T20	
All engines	see connection type		7.6117, 7.6124		

ENGINE				
35-8	Diesel	62	09/98-05/99	8140.63





Engine	Information	S10	T10	T20 - T23	T22 - T25
All engines		7.0129		7.1250 T20	
All engines	see connection type		7.6117, 7.6124		

ENGINE				
35-8 K	Diesel	62	09/98-05/99	8140.63

Engine	Information	S10	T10	T20 - T23	T22 - T25
All engines		7.0129		7.1250 T20	
All engines	see connection type		7.6117, 7.6124		

S10	OIL PRESSURE WARNING LIGHT SWITCH	T10	REVERSING LIGHT SWITCH	T20	BRAKE LIGHT SWITCH
T22	SWITCH CLUTCH CONTROL (CRUISE CONTROL)	T23	SWITCH BRAKE ACTUATION (ENGINE TIMING)	T25	SWITCH CLUTCH CONTROL (ENGINE CONTROL)

FUNCTIONS ON THE VEHICLE

Vehicle	alim.	kW	Date	Engine	 S10	 T10	 T20 - T23	 T22 - T25
ENGINE								
40 C 10	Diesel	70	09/02-04/06	F1AE0481A				
Engine	Information			S10	T10	T20 - T23	T22 - T25	
All engines	switch press. 0.3-0.5 bar			7.0129				
All engines					7.6258		7.1157	T22
All engines	ch. 5853306 ->, ch. D436248 ->					7.1247	T20	
ENGINE								
40 C 13	Diesel	92	05/99-04/06	8140.43S				
Engine	Information			S10	T10	T20 - T23	T22 - T25	
All engines	switch press. 0.3-0.5 bar			7.0129				
All engines					7.6258		7.1157	T22
All engines	ch. 5853306 ->, ch. D436248 ->					7.1247	T20	
ENGINE								
40 C 14	Diesel	100	09/04-04/06	F1CE0481A				
Engine	Information			S10	T10	T20 - T23	T22 - T25	
All engines	switch press. 0.3-0.5 bar			7.0129				
All engines					7.6258		7.1157	T22
All engines	ch. 5853306 ->, ch. D436248 ->					7.1247	T20	
ENGINE								
40 C 15	Diesel	107	11/01-04/06	8140.43N				
Engine	Information			S10	T10	T20 - T23	T22 - T25	
All engines	switch press. 0.3-0.5 bar			7.0129				
All engines					7.6258		7.1157	T22
All engines	ch. 5853306 ->, ch. D436248 ->					7.1247	T20	
ENGINE								
40 C 17, 40 S 17	Diesel	122	01/05-04/06	F1CE0481B				
Engine	Information			S10	T10	T20 - T23	T22 - T25	
All engines	switch press. 0.3-0.5 bar			7.0129				
All engines					7.6258		7.1157	T22
All engines	ch. 5853306 ->, ch. D436248 ->					7.1247	T20	
ENGINE								
45 C 14	Diesel	100	07/99-04/06	F1CE0481A				
Engine	Information			S10	T10	T20 - T23	T22 - T25	
All engines	switch press. 0.3-0.5 bar			7.0129				
All engines					7.6258		7.1157	T22
All engines	ch. 5853306 ->, ch. D436248 ->					7.1247	T20	
ENGINE								
50 C 11	Diesel	78	05/99-07/07	8140.43B, 8140.43C				
Engine	Information			S10	T10	T20 - T23	T22 - T25	
All engines	switch press. 0.3-0.5 bar			7.0129				
All engines					7.6258			
All engines	ch. 5853306 ->, ch. D436248 ->					7.1247	T20	
Eng. 8140.43B	-eng. 814043C						7.1157	T22
ENGINE								
50 C 11 Natural Power	CNG	78	05/99-04/06	814903CNG				
Engine	Information			S10	T10	T20 - T23	T22 - T25	
All engines	switch press. 0.3-0.5 bar			7.0129				
All engines					7.6258			
All engines	ch. 5853306 ->, ch. D436248 ->					7.1247	T20	
ENGINE								
50 C 13	Diesel	92	05/99-07/07	8140.43S				
Engine	Information			S10	T10	T20 - T23	T22 - T25	
All engines	switch press. 0.3-0.5 bar			7.0129				
All engines					7.6258		7.1157	T22
All engines	ch. 5853306 ->, ch. D436248 ->					7.1247	T20	
ENGINE								
50 C 14	Diesel	100	09/04-04/06	F1CE0481A, F1CE0481E				
Engine	Information			S10	T10	T20 - T23	T22 - T25	
All engines	switch press. 0.3-0.5 bar			7.0129				
All engines					7.6258		7.1157	T22
All engines	ch. 5853306 ->, ch. D436248 ->					7.1247	T20	

S10 OIL PRESSURE WARNING LIGHT SWITCH	T10 REVERSING LIGHT SWITCH	T20 BRAKE LIGHT SWITCH
T22 SWITCH CLUTCH CONTROL (CRUISE CONTROL)	T23 SWITCH BRAKE ACTUATION (ENGINE TIMING)	T25 SWITCH CLUTCH CONTROL (ENGINE CONTROL)

Vehicle	alim.	kW	Date	Engine	 S10	 T10	 T20 - T23	 T22 - T25
---------	-------	----	------	--------	---	---	--	---

ENGINE				
50 C 15	Diesel	107	01/01-04/06	8140.43N

Engine	Information	S10	T10	T20 - T23	T22 - T25
All engines	switch press. 0.3-0.5 bar	7.0129			
All engines			7.6258		7.1157 T22
All engines	ch. 5853306 ->, ch. D436248 ->			7.1247 T20	

ENGINE				
50 C 17	Diesel	122	09/04-04/06	F1CE0481B

Engine	Information	S10	T10	T20 - T23	T22 - T25
All engines	switch press. 0.3-0.5 bar	7.0129			
All engines			7.6258		7.1157 T22
All engines	ch. 5853306 ->, ch. D436248 ->			7.1247 T20	

ENGINE				
65 C 13	Diesel	103	07/99-04/06	8140.43.K

Engine	Information	S10	T10	T20 - T23	T22 - T25
All engines	switch press. 0.3-0.5 bar	7.0129			
All engines			7.6258		7.1157 T22
All engines	ch. 5853306 ->, ch. D436248 ->			7.1247 T20	

ENGINE				
65 C 14	Diesel	100	09/04-04/06	F1CE0481A, F1CE0481E

Engine	Information	S10	T10	T20 - T23	T22 - T25
All engines	switch press. 0.3-0.5 bar	7.0129			
All engines			7.6258		7.1157 T22
All engines	ch. 5853306 ->, ch. D436248 ->			7.1247 T20	

ENGINE				
65 C 15	Diesel	107	11/01-04/06	8140.43N

Engine	Information	S10	T10	T20 - T23	T22 - T25
All engines	switch press. 0.3-0.5 bar	7.0129			
All engines			7.6258		7.1157 T22
All engines	ch. 5853306 ->, ch. D436248 ->			7.1247 T20	

ENGINE				
65 C 17	Diesel	122	09/04-04/06	F1CE0481B

Engine	Information	S10	T10	T20 - T23	T22 - T25
All engines	switch press. 0.3-0.5 bar	7.0129			
All engines			7.6258		7.1157 T22
All engines	ch. 5853306 ->, ch. D436248 ->			7.1247 T20	

DAILY III

ENGINE				
35 S 12, 35 C 12, 40 C 12	Diesel	85	01/03-05/06	F1AE0481B

Engine	Information	S10	T10	T20 - T23	T22 - T25
All engines	switch press. 0.3-0.5 bar	7.0129			
All engines			7.6258		7.1157 T22
All engines	ch. 5853306 ->, ch. D436248 ->			7.1247 T20	

ENGINE				
35 S 13, 40 C 13, 50 C 13	Diesel	92	05/99-05/06	8140.43S

Engine	Information	S10	T10	T20 - T23	T22 - T25
All engines	switch press. 0.3-0.5 bar	7.0129			
All engines			7.6258		7.1157 T22
All engines	ch. 5853306 ->, ch. D436248 ->			7.1247 T20	

ENGINE				
35 S 14, 50 C 14	Diesel	100	01/04-05/06	F1CE0481A, F1CE0481E





Engine	Information	S10	T10	T20 - T23	T22 - T25
All engines	switch press. 0.3-0.5 bar	7.0129			
All engines			7.6258		7.1157 T22
All engines	ch. 5853306 ->, ch. D436248 ->			7.1247 T20	

ENGINE				
40 C 11, 50 C 11	Diesel	78	05/99-05/06	8140.43C

Engine	Information	S10	T10	T20 - T23	T22 - T25
All engines	switch press. 0.3-0.5 bar	7.0129			
All engines			7.6258		
All engines	ch. 5853306 ->, ch. D436248 ->			7.1247 T20	

S10 OIL PRESSURE WARNING LIGHT SWITCH	T10 REVERSING LIGHT SWITCH	T20 BRAKE LIGHT SWITCH
T22 SWITCH CLUTCH CONTROL (CRUISE CONTROL)	T23 SWITCH BRAKE ACTUATION (ENGINE TIMING)	T25 SWITCH CLUTCH CONTROL (ENGINE CONTROL)

FUNCTIONS ON THE VEHICLE

Vehicle	alim.	kW	Date	Engine	 S10	 T10	 T20 - T23	 T22 - T25
---------	-------	----	------	--------	---	---	--	---

ENGINE				
40 C 15, 50 C 15	Diesel	107	05/99-05/06	8140.43N

Engine	Information	S10	T10	T20 - T23	T22 - T25
All engines	switch press. 0.3-0.5 bar	7.0129			
All engines			7.6258		7.1157 T22
All engines	ch. 5853306 ->, ch. D436248 ->			7.1247 T20	

ENGINE				
40 C 17, 50 C 17	Diesel	122	01/04-05/06	F1CE0481B

Engine	Information	S10	T10	T20 - T23	T22 - T25
All engines	switch press. 0.3-0.5 bar	7.0129			
All engines			7.6258		7.1157 T22
All engines	ch. 5853306 ->, ch. D436248 ->			7.1247 T20	

ENGINE				
50 C 11 Natural Power	CNG	78	05/02-05/06	814903CNG

Engine	Information	S10	T10	T20 - T23	T22 - T25
All engines	switch press. 0.3-0.5 bar	7.0129			
All engines			7.6258		
All engines	ch. 5853306 ->, ch. D436248 ->			7.1247 T20	

DAILY IV

ENGINE				
26L11, 26L11D, 35C11D, 35S11, 40C11	Diesel	78	09/11-02/14	F1AE3481A

Engine	Information	S10	T10	T20 - T23	T22 - T25
All engines	switch press. 0.3-0.5 bar	7.0129			
All engines			7.6258	7.1247 T20	7.1157 T22

ENGINE				
29L10	Diesel	70	05/06-08/11	F1AE0481F

Engine	Information	S10	T10	T20 - T23	T22 - T25
All engines	switch press. 0.3-0.5 bar	7.0129			
All engines			7.6258		7.1157 T25
All engines	ch. 5886468 ->, ch. D451168 ->			7.1245 T20	
All engines	->ch. 5886467, ->ch. D451167, ch. 5853306 ->, ch. D436248 ->			7.1247 T20	

ENGINE				
29L10 V	Diesel	70	05/06-08/11	F1AE0481F

Engine	Information	S10	T10	T20 - T23	T22 - T25
All engines	switch press. 0.3-0.5 bar	7.0129			
All engines			7.6258		7.1157 T25
All engines	ch. 5886468 ->, ch. D451168 ->			7.1245 T20	
All engines	->ch. 5886467, ->ch. D451167, ch. 5853306 ->, ch. D436248 ->			7.1247 T20	

ENGINE				
29L11 V, 35C11 V, 35S11 V, 40C11 V	Diesel	78	09/11-02/14	F1AE3481A

Engine	Information	S10	T10	T20 - T23	T22 - T25
All engines	switch press. 0.3-0.5 bar	7.0129			
All engines			7.6258	7.1247 T20	7.1157 T22

ENGINE				
29L12	Diesel	85	05/06-08/11	F1AE0481G





Engine	Information	S10	T10	T20 - T23	T22 - T25
All engines	switch press. 0.3-0.5 bar	7.0129			
All engines			7.6258		7.1157 T25
All engines	ch. 5886468 ->, ch. D451168 ->			7.1245 T20	
All engines	->ch. 5886467, ->ch. D451167, ch. 5853306 ->, ch. D436248 ->			7.1247 T20	

ENGINE				
29L12 V, 29L12 V/P	Diesel	85	05/06-08/11	F1AE0481G

Engine	Information	S10	T10	T20 - T23	T22 - T25
All engines	switch press. 0.3-0.5 bar	7.0129			
All engines			7.6258		7.1157 T25
All engines	ch. 5886468 ->, ch. D451168 ->			7.1245 T20	
All engines	->ch. 5886467, ->ch. D451167, ch. 5853306 ->, ch. D436248 ->			7.1247 T20	





S10 OIL PRESSURE WARNING LIGHT SWITCH	T10 REVERSING LIGHT SWITCH	T20 BRAKE LIGHT SWITCH
T22 SWITCH CLUTCH CONTROL (CRUISE CONTROL)	T23 SWITCH BRAKE ACTUATION (ENGINE TIMING)	T25 SWITCH CLUTCH CONTROL (ENGINE CONTROL)

FUNCTIONS ON THE VEHICLE

Vehicle	alim.	kW	Date	Engine	 S10	 T10	 T20 - T23	 T22 - T25
ENGINE								
29L13 V, 35C13 V, 35S13 V, 40C13 V, 40S13 V	Diesel	93	09/11-02/14	F1AE3481B				
Engine	Information			S10	T10	T20 - T23	T22 - T25	
All engines	switch press. 0.3-0.5 bar			7.0129				
All engines					7.6258	7.1247	T20	7.1157 T22
ENGINE								
29L13, 29L13D, 35C13D, 40C13	Diesel	93	09/11-02/14	F1AE3481B				
Engine	Information			S10	T10	T20 - T23	T22 - T25	
All engines	switch press. 0.3-0.5 bar			7.0129				
All engines					7.6258	7.1247	T20	7.1157 T22
ENGINE								
29L14	Diesel	100	05/06-08/11	F1AE0481H				
Engine	Information			S10	T10	T20 - T23	T22 - T25	
All engines	switch press. 0.3-0.5 bar			7.0129				
All engines					7.6258			7.1157 T22
All engines	ch. 5886468 ->, ch. D451168 ->					7.1245	T20	
All engines	->ch. 5886467, ->ch. D451167, ch. 5853306 ->, ch. D436248 ->					7.1247	T20	
ENGINE								
29L14 C, 29L14 C/P, 29L14 V, 29L14 V/P	Diesel	100	05/06-08/11	F1AE0481H				
Engine	Information			S10	T10	T20 - T23	T22 - T25	
All engines	switch press. 0.3-0.5 bar			7.0129				
All engines					7.6258			7.1157 T22
All engines	ch. 5886468 ->, ch. D451168 ->					7.1245	T20	
All engines	->ch. 5886467, ->ch. D451167, ch. 5853306 ->, ch. D436248 ->					7.1247	T20	
ENGINE								
29L15 V, 35C15L V, 40C15L V, 50C15L V	Diesel	107	09/11-02/14	F1AE3481C				
Engine	Information			S10	T10	T20 - T23	T22 - T25	
All engines	switch press. 0.3-0.5 bar			7.0129				
All engines					7.6258	7.1247	T20	7.1157 T22
ENGINE								
29L15 V, 35S15 V, 35C15L V, 40C15L V, 50C15L V	Diesel	107	09/11-02/14	F1AE3481C				
Engine	Information			S10	T10	T20 - T23	T22 - T25	
All engines	switch press. 0.3-0.5 bar			7.0129				
All engines					7.6258	7.1247	T20	7.1157 T22
ENGINE								
35C10 K	Diesel	70	05/06-08/11	F1AE0481F				
Engine	Information			S10	T10	T20 - T23	T22 - T25	
All engines	switch press. 0.3-0.5 bar			7.0129				
All engines					7.6258			7.1157 T25
All engines	ch. 5886468 ->, ch. D451168 ->					7.1245	T20	
All engines	->ch. 5886467, ->ch. D451167, ch. 5853306 ->, ch. D436248 ->					7.1247	T20	
ENGINE								
35C10, 35S10	Diesel	70	05/06-08/11	F1AE0481F				
Engine	Information			S10	T10	T20 - T23	T22 - T25	
All engines	switch press. 0.3-0.5 bar			7.0129				
All engines					7.6258			7.1157 T25
All engines	ch. 5886468 ->, ch. D451168 ->					7.1245	T20	
All engines	->ch. 5886467, ->ch. D451167, ch. 5853306 ->, ch. D436248 ->					7.1247	T20	
ENGINE								
35C11 K, 35C11 DK, 35S11 K, 35S11 DK	Diesel	78	07/07-08/11	F1AE0481F				
Engine	Information			S10	T10	T20 - T23	T22 - T25	
All engines	switch press. 0.3-0.5 bar			7.0129				
All engines					7.6258			7.1157 T25
All engines	ch. 5886468 ->, ch. D451168 ->					7.1245	T20	


S10	OIL PRESSURE WARNING LIGHT SWITCH	T10	REVERSING LIGHT SWITCH	T20	BRAKE LIGHT SWITCH
T22	SWITCH CLUTCH CONTROL (CRUISE CONTROL)	T23	SWITCH BRAKE ACTUATION (ENGINE TIMING)	T25	SWITCH CLUTCH CONTROL (ENGINE CONTROL)

FUNCTIONS ON THE VEHICLE

Vehicle	alim.	kW	Date	Engine	 S10	 T10	 T20 - T23	 T22 - T25
ENGINE								
35C11 K, 35C11 DK, 35S11 K, 35S11 DK	Diesel	78	07/07-08/11	F1AE0481F				
Engine	Information			S10	T10	T20 - T23	T22 - T25	
All engines	->ch. 5886467, ->ch. D451167, ch. 5853306 ->, ch. D436248 ->					7.1247	T20	
ENGINE								
35C11 V, 35S11 V	Diesel	78	07/07-08/11	F1AE0481F				
Engine	Information			S10	T10	T20 - T23	T22 - T25	
All engines	switch press. 0.3-0.5 bar			7.0129				
All engines					7.6258		7.1157	T25
All engines	ch. 5886468 ->, ch. D451168 ->					7.1245	T20	
All engines	->ch. 5886467, ->ch. D451167, ch. 5853306 ->, ch. D436248 ->					7.1247	T20	
ENGINE								
35C11, 35S11, 35S11 D, 35S11 P	Diesel	78	07/07-08/11	F1AE0481F				
Engine	Information			S10	T10	T20 - T23	T22 - T25	
All engines	switch press. 0.3-0.5 bar			7.0129				
All engines					7.6258		7.1157	T25
All engines	ch. 5886468 ->, ch. D451168 ->					7.1245	T20	
All engines	->ch. 5886467, ->ch. D451167, ch. 5853306 ->, ch. D436248 ->					7.1247	T20	
ENGINE								
35C11K, 35S11DKP	Diesel	78	09/11-02/14	F1AE3481A				
Engine	Information			S10	T10	T20 - T23	T22 - T25	
All engines				7.0129	7.6258	7.1247	T20	7.1157 T22
ENGINE								
35C12	Diesel	85	05/06-08/11	F1AE0481G				
Engine	Information			S10	T10	T20 - T23	T22 - T25	
All engines				7.0129	7.6258	7.1245, 7.1247	T20	7.1157 T25
ENGINE								
35C12 V, 35C12 V/P, 35S12 V, 35S12 V/P	Diesel	85	05/06-08/11	F1AE0481G				
Engine	Information			S10	T10	T20 - T23	T22 - T25	
All engines	switch press. 0.3-0.5 bar			7.0129				
All engines					7.6258		7.1157	T25
All engines	ch. 5886468 ->, ch. D451168 ->					7.1245	T20	
All engines	->ch. 5886467, ->ch. D451167, ch. 5853306 ->, ch. D436248 ->					7.1247	T20	
ENGINE								
35C12, 35S12	Diesel	85	05/06-08/11	F1AE0481G				
Engine	Information			S10	T10	T20 - T23	T22 - T25	
All engines	switch press. 0.3-0.5 bar			7.0129				
All engines					7.6258		7.1157	T25
All engines	ch. 5886468 ->, ch. D451168 ->					7.1245	T20	
All engines	->ch. 5886467, ->ch. D451167, ch. 5853306 ->, ch. D436248 ->					7.1247	T20	
ENGINE								
35C13 K, 35C13 DK, 35S13 K, 35S13 DK	Diesel	93	07/07-08/11	F1AE0481V				
Engine	Information			S10	T10	T20 - T23	T22 - T25	
All engines	switch press. 0.3-0.5 bar			7.0129				
All engines					7.6258		7.1157	T22
All engines	ch. 5886468 ->, ch. D451168 ->					7.1245	T20	
All engines	->ch. 5886467, ->ch. D451167, ch. 5853306 ->, ch. D436248 ->					7.1247	T20	
ENGINE								
35C13 V, 35C13 V/P, 35S13 V, 35S13 V/P	Diesel	93	07/07-08/11	F1AE0481V				
Engine	Information			S10	T10	T20 - T23	T22 - T25	
All engines	switch press. 0.3-0.5 bar			7.0129				
All engines					7.6258		7.1157	T22
All engines	ch. 5886468 ->, ch. D451168 ->					7.1245	T20	
All engines	->ch. 5886467, ->ch. D451167, ch. 5853306 ->, ch. D436248 ->					7.1247	T20	

S10	OIL PRESSURE WARNING LIGHT SWITCH	T10	REVERSING LIGHT SWITCH	T20	BRAKE LIGHT SWITCH
T22	SWITCH CLUTCH CONTROL (CRUISE CONTROL)	T23	SWITCH BRAKE ACTUATION (ENGINE TIMING)	T25	SWITCH CLUTCH CONTROL (ENGINE CONTROL)

FUNCTIONS ON THE VEHICLE

Vehicle	alim.	kW	Date	Engine	 S10	 T10	 T20 - T23	 T22 - T25
---------	-------	----	------	--------	---	---	--	---

ENGINE				
35C13, 35C13 /P, 35S13 D, 35S13, 35S13 /P	Diesel	93	07/07-08/11	F1AE0481V

Engine	Information	S10	T10	T20 - T23	T22 - T25
All engines	switch press. 0.3-0.5 bar	7.0129			
All engines			7.6258		7.1157 T22
All engines	ch. 5886468 ->, ch. D451168 ->			7.1245 T20	
All engines	->ch. 5886467, ->ch. D451167, ch. 5853306 ->, ch. D436248 ->			7.1247 T20	

ENGINE				
35C13K, 35C13DKP	Diesel	93	09/11-02/14	F1AE3481B

Engine	Information	S10	T10	T20 - T23	T22 - T25
All engines		7.0129	7.6258	7.1247 T20	7.1157 T22

ENGINE				
35C14 G, 35C14 G/P, 35S14 G, 35S14 G/P, 35C14 GD,...	CNG	100	07/07-08/11	F1CE0441CNG

Engine	Information	S10	T10	T20 - T23	T22 - T25
All engines	switch press. 0.3-0.5 bar	7.0129			
All engines			7.6258		7.1157 T22
All engines	ch. 5886468 ->, ch. D451168 ->			7.1245 T20	
All engines	->ch. 5886467, ->ch. D451167, ch. 5853306 ->, ch. D436248 ->			7.1247 T20	

ENGINE				
35C14 GV, 35C14 GV/P, 35S14 GV, 35S14 GV/P	CNG	100	07/07-08/11	F1CE0441CNG

Engine	Information	S10	T10	T20 - T23	T22 - T25
All engines	switch press. 0.3-0.5 bar	7.0129			
All engines			7.6258		7.1157 T22
All engines	ch. 5886468 ->, ch. D451168 ->			7.1245 T20	
All engines	->ch. 5886467, ->ch. D451167, ch. 5853306 ->, ch. D436248 ->			7.1247 T20	

ENGINE				
35C14 K, 35C14 DK, 35S14 K, 35S14 DK	Diesel	103	07/07-08/11	F1CE3481L

Engine	Information	S10	T10	T20 - T23	T22 - T25
All engines	switch press. 0.5-0.7 bar, thread M14x1.5	7.0129			
All engines			7.6258		7.1157 T22
All engines	ch. 5886468 ->, ch. D451168 ->			7.1245 T20	
All engines	->ch. 5886467, ->ch. D451167, ch. 5853306 ->, ch. D436248 ->			7.1247 T20	

ENGINE				
35C14 V, 35C14 V/P, 35S14 V, 35S14 V/P	Diesel	103	07/07-08/11	F1CE3481L

Engine	Information	S10	T10	T20 - T23	T22 - T25
All engines	switch press. 0.5-0.7 bar, thread M14x1.5	7.0129			
All engines			7.6258		7.1157 T22
All engines	ch. 5886468 ->, ch. D451168 ->			7.1245 T20	
All engines	->ch. 5886467, ->ch. D451167, ch. 5853306 ->, ch. D436248 ->			7.1247 T20	





ENGINE				
35C14, 35C14 /P, 35S14, 35S14 /P, 35S14 D, 35S14 D/P	Diesel	103	07/07-08/11	F1CE3481L

Engine	Information	S10	T10	T20 - T23	T22 - T25
All engines	switch press. 0.5-0.7 bar, thread M14x1.5	7.0129			
All engines			7.6258		7.1157 T22
All engines	ch. 5886468 ->, ch. D451168 ->			7.1245 T20	
All engines	->ch. 5886467, ->ch. D451167, ch. 5853306 ->, ch. D436248 ->			7.1247 T20	

ENGINE				
35C14, 35S14, 35S14 /P	Diesel	100	05/06-08/11	F1AE0481H

Engine	Information	S10	T10	T20 - T23	T22 - T25
All engines	switch press. 0.3-0.5 bar	7.0129			
All engines			7.6258		7.1157 T22
All engines	ch. 5886468 ->, ch. D451168 ->			7.1245 T20	

S10 OIL PRESSURE WARNING LIGHT SWITCH	T10 REVERSING LIGHT SWITCH	T20 BRAKE LIGHT SWITCH
T22 SWITCH CLUTCH CONTROL (CRUISE CONTROL)	T23 SWITCH BRAKE ACTUATION (ENGINE TIMING)	T25 SWITCH CLUTCH CONTROL (ENGINE CONTROL)

Vehicle	alim.	kW	Date	Engine	FUNCTIONS ON THE VEHICLE			
					 S10	 T10	 T20 - T23	 T22 - T25

ENGINE				
35C14, 35S14, 35S14 /P	Diesel	100	05/06-08/11	F1AE0481H

Engine	Information	S10	T10	T20 - T23	T22 - T25
All engines	->ch. 5886467, ->ch. D451167, ch. 5853306 ->, ch. D436248 ->			7.1247 T20	

ENGINE				
35C15	Diesel	107	05/06-08/11	F1CE0481F

Engine	Information	S10	T10	T20 - T23	T22 - T25
All engines	switch press. 0.3-0.5 bar	7.0129			
All engines			7.6258		7.1157 T22
All engines	ch. 5886468 ->, ch. D451168 ->			7.1245 T20	
All engines	->ch. 5886467, ->ch. D451167, ch. 5853306 ->, ch. D436248 ->			7.1247 T20	

ENGINE				
35C15 V, 35C15 V/P	Diesel	107	05/06-08/11	F1CE0481F

Engine	Information	S10	T10	T20 - T23	T22 - T25
All engines	switch press. 0.3-0.5 bar	7.0129			
All engines			7.6258		7.1157 T22
All engines	ch. 5886468 ->, ch. D451168 ->			7.1245 T20	
All engines	->ch. 5886467, ->ch. D451167, ch. 5853306 ->, ch. D436248 ->			7.1247 T20	

ENGINE				
35C15 V, 40C15 V, 50C15 V, 60C15 V	Diesel	107	09/11-02/14	F1CE3481B, F1CE3481J

Engine	Information	S10	T10	T20 - T23	T22 - T25
All engines	switch press. 0.5-0.7 bar, thread M14x1.5	7.0129			
All engines			7.6258	7.1247 T20	7.1157 T22

ENGINE				
35C15, 35C15D, 35S15, 40C15, 45C15, 50C15, 60C15, 70C15	Diesel	107	09/11-02/14	F1CE3481B, F1CE3481J

Engine	Information	S10	T10	T20 - T23	T22 - T25
All engines	switch press. 0.5-0.7 bar, thread M14x1.5	7.0129			
All engines			7.6258	7.1247 T20	7.1157 T22

ENGINE				
35C15K, 35S15DKP, 50C15K, 60C15K, 65C15DK, 70C15K	Diesel	107	09/11-02/14	F1CE3481B

Engine	Information	S10	T10	T20 - T23	T22 - T25
All engines	switch press. 0.5-0.7 bar, thread M14x1.5	7.0129			
All engines			7.6258	7.1247 T20	7.1157 T22

ENGINE				
35C17 K, 35C17 DK, 35S17 K, 35S17 DK	Diesel	125	07/07-08/11	F1CE3481C

Engine	Information	S10	T10	T20 - T23	T22 - T25
All engines	switch press. 0.5-0.7 bar, thread M14x1.5	7.0129			
All engines			7.6258		7.1157 T25
All engines	ch. 5886468 ->, ch. D451168 ->			7.1245 T20	
All engines	->ch. 5886467, ->ch. D451167, ch. 5853306 ->, ch. D436248 ->			7.1247 T20	

ENGINE				
35C17 V, 35C17 V/P, 35S17 V, 35S17 V/P	Diesel	125	07/07-08/11	F1CE3481C

Engine	Information	S10	T10	T20 - T23	T22 - T25
All engines	switch press. 0.5-0.7 bar, thread M14x1.5	7.0129			
All engines			7.6258		7.1157 T25
All engines	ch. 5886468 ->, ch. D451168 ->			7.1245 T20	
All engines	->ch. 5886467, ->ch. D451167, ch. 5853306 ->, ch. D436248 ->			7.1247 T20	

ENGINE				
35C17 V, 35S17 V, 40C17 V, 45C17 V, 50C17 V, 60C17 V	Diesel	125	09/11-02/14	F1CE3481C, F1CE3481K

Engine	Information	S10	T10	T20 - T23	T22 - T25
All engines	switch press. 0.3-0.5 bar, switch press. 0.5-0.7 bar, thread M14x1.5	7.0129			
All engines			7.6258	7.1247 T20	7.1157 T22

S10 OIL PRESSURE WARNING LIGHT SWITCH	T10 REVERSING LIGHT SWITCH	T20 BRAKE LIGHT SWITCH
T22 SWITCH CLUTCH CONTROL (CRUISE CONTROL)	T23 SWITCH BRAKE ACTUATION (ENGINE TIMING)	T25 SWITCH CLUTCH CONTROL (ENGINE CONTROL)

FUNCTIONS ON THE VEHICLE

Vehicle	alim.	kW	Date	Engine	 S10	 T10	 T20 - T23	 T22 - T25
---------	-------	----	------	--------	---	---	--	---

ENGINE				
35C17, 35C17/P, 35S17, 35S17/P, 35S17D	Diesel	125	07/07-08/11	F1CE3481C

Engine	Information	S10	T10	T20 - T23	T22 - T25
All engines	switch press. 0.5-0.7 bar, thread M14x1.5	7.0129			
All engines			7.6258		7.1157 T25
All engines	ch. 5886468 ->, ch. D451168 ->			7.1245 T20	
All engines	->ch. 5886467, ->ch. D451167, ch. 5853306 ->, ch. D436248 ->			7.1247 T20	

ENGINE				
35C17, 35C17D, 35S17, 40C17, 45C17, 50C17, 60C17, 70C17	Diesel	125	09/11-02/14	F1CE3481C, F1CE3481K

Engine	Information	S10	T10	T20 - T23	T22 - T25
All engines	switch press. 0.5-0.7 bar, thread M14x1.5	7.0129			
All engines			7.6258	7.1247 T20	7.1157 T22

ENGINE				
35C17K, 35S17DKP, 50C17K, 65C17DK 70C17K	Diesel	125	09/11-02/14	F1CE3481C, F1CE3481K

Engine	Information	S10	T10	T20 - T23	T22 - T25
All engines		7.0129	7.6258	7.1247 T20	7.1157 T22

ENGINE				
35C18	Diesel	130	05/06-08/11	F1CE0481H

Engine	Information	S10	T10	T20 - T23	T22 - T25
All engines		7.0129	7.6258	7.1245, 7.1247 T20	7.1157 T22

ENGINE				
35C18 V, 35C18 V/P, 35S18 V, 35S18 V/P	Diesel	130	05/06-08/11	F1CE0481H, F1CE0481L

Engine	Information	S10	T10	T20 - T23	T22 - T25
All engines	switch press. 0.3-0.5 bar	7.0129			
All engines			7.6258		7.1157 T22
All engines	ch. 5886468 ->, ch. D451168 ->			7.1245 T20	
All engines	->ch. 5886467, ->ch. D451167, ch. 5853306 ->, ch. D436248 ->			7.1247 T20	

ENGINE				
35C18, 35S18	Diesel	130	05/06-08/11	F1CE0481H, F1CE0481L

Engine	Information	S10	T10	T20 - T23	T22 - T25
All engines	switch press. 0.3-0.5 bar	7.0129			
All engines			7.6258		7.1157 T22
All engines	ch. 5886468 ->, ch. D451168 ->			7.1245 T20	
All engines	->ch. 5886467, ->ch. D451167, ch. 5853306 ->, ch. D436248 ->			7.1247 T20	

ENGINE				
35C21 V, 35S21 V, 40C21 V, 45C21 V, 50C21 V	Diesel	150	09/11-02/14	F1CE3481D

Engine	Information	S10	T10	T20 - T23	T22 - T25
All engines	switch press. 0.5-0.7 bar, thread M14x1.5	7.0129			
All engines			7.6258	7.1247 T20	7.1157 T22

ENGINE				
35C21, 35S21, 40C21, 45C21, 50C21, 60C21, 70C21	Diesel	150	09/11-02/14	F1CE3481D





Engine	Information	S10	T10	T20 - T23	T22 - T25
All engines	switch press. 0.5-0.7 bar, thread M14x1.5	7.0129			
All engines			7.6258	7.1247 T20	7.1157 T22

ENGINE				
35S14 C, 35S14 C/P, 35S14 V, 35S14 V/P, 35C14 V,...	Diesel	100	05/06-08/11	F1AE0481H

Engine	Information	S10	T10	T20 - T23	T22 - T25
All engines	switch press. 0.3-0.5 bar	7.0129			
All engines			7.6258		7.1157 T22
All engines	ch. 5886468 ->, ch. D451168 ->			7.1245 T20	
All engines	->ch. 5886467, ->ch. D451167, ch. 5853306 ->, ch. D436248 ->			7.1247 T20	

S10 OIL PRESSURE WARNING LIGHT SWITCH	T10 REVERSING LIGHT SWITCH	T20 BRAKE LIGHT SWITCH
T22 SWITCH CLUTCH CONTROL (CRUISE CONTROL)	T23 SWITCH BRAKE ACTUATION (ENGINE TIMING)	T25 SWITCH CLUTCH CONTROL (ENGINE CONTROL)

FUNCTIONS ON THE VEHICLE

Vehicle	alim.	kW	Date	Engine	 S10	 T10	 T20 - T23	 T22 - T25
ENGINE								
35S14 K, 35S14 DK	Diesel	100	07/07-08/11	F1AE0481H				
Engine	Information			S10	T10	T20 - T23	T22 - T25	
All engines	switch press. 0.3-0.5 bar			7.0129				
All engines					7.6258		7.1157	T22
All engines	ch. 5886468 ->, ch. D451168 ->					7.1245	T20	
All engines	->ch. 5886467, ->ch. D451167, ch. 5853306 ->, ch. D436248 ->					7.1247	T20	
ENGINE								
35S14, 35S14 /P	Diesel	100	05/06-08/11	F1AE0481H				
Engine	Information			S10	T10	T20 - T23	T22 - T25	
All engines	switch press. 0.3-0.5 bar			7.0129				
All engines					7.6258		7.1157	T22
All engines	ch. 5886468 ->, ch. D451168 ->					7.1245	T20	
All engines	->ch. 5886467, ->ch. D451167, ch. 5853306 ->, ch. D436248 ->					7.1247	T20	
ENGINE								
35S17 W, 35S17 WD	Diesel	125	07/07-08/11	F1CE3481C				
Engine	Information			S10	T10	T20 - T23	T22 - T25	
All engines	switch press. 0.5-0.7 bar, thread M14x1.5			7.0129				
All engines					7.6258		7.1157	T25
All engines	ch. 5886468 ->, ch. D451168 ->					7.1245	T20	
All engines	->ch. 5886467, ->ch. D451167, ch. 5853306 ->, ch. D436248 ->					7.1247	T20	
ENGINE								
40C10	Diesel	70	05/06-08/11	F1AE0481F				
Engine	Information			S10	T10	T20 - T23	T22 - T25	
All engines	switch press. 0.3-0.5 bar			7.0129				
All engines					7.6258		7.1157	T25
All engines	ch. 5886468 ->, ch. D451168 ->					7.1245	T20	
All engines	->ch. 5886467, ->ch. D451167, ch. 5853306 ->, ch. D436248 ->					7.1247	T20	
ENGINE								
40C10 V	Diesel	70	05/06-08/11	F1AE0481F				
Engine	Information			S10	T10	T20 - T23	T22 - T25	
All engines	switch press. 0.3-0.5 bar			7.0129				
All engines					7.6258		7.1157	T25
All engines	ch. 5886468 ->, ch. D451168 ->					7.1245	T20	
All engines	->ch. 5886467, ->ch. D451167, ch. 5853306 ->, ch. D436248 ->					7.1247	T20	
ENGINE								
40C11 V	Diesel	78	07/07-08/11	F1AE0481F				
Engine	Information			S10	T10	T20 - T23	T22 - T25	
All engines	switch press. 0.3-0.5 bar			7.0129				
All engines					7.6258		7.1157	T22
All engines	ch. 5886468 ->, ch. D451168 ->					7.1245	T20	
All engines	->ch. 5886467, ->ch. D451167, ch. 5853306 ->, ch. D436248 ->					7.1247	T20	
ENGINE								
40C11, 40C11 D	Diesel	78	07/07-08/11	F1AE0481F				
Engine	Information			S10	T10	T20 - T23	T22 - T25	
All engines	switch press. 0.3-0.5 bar			7.0129				
All engines					7.6258		7.1157	T25
All engines	ch. 5886468 ->, ch. D451168 ->					7.1245	T20	
All engines	->ch. 5886467, ->ch. D451167, ch. 5853306 ->, ch. D436248 ->					7.1247	T20	
ENGINE								
40C12	Diesel	85	05/06-08/11	F1AE0481G				
Engine	Information			S10	T10	T20 - T23	T22 - T25	
All engines	switch press. 0.3-0.5 bar			7.0129				
All engines					7.6258		7.1157	T25
All engines	ch. 5886468 ->, ch. D451168 ->					7.1245	T20	
All engines	->ch. 5886467, ->ch. D451167, ch. 5853306 ->, ch. D436248 ->					7.1247	T20	

S10	OIL PRESSURE WARNING LIGHT SWITCH	T10	REVERSING LIGHT SWITCH	T20	BRAKE LIGHT SWITCH
T22	SWITCH CLUTCH CONTROL (CRUISE CONTROL)	T23	SWITCH BRAKE ACTUATION (ENGINE TIMING)	T25	SWITCH CLUTCH CONTROL (ENGINE CONTROL)

FUNCTIONS ON THE VEHICLE

Vehicle	alim.	kW	Date	Engine	 S10	 T10	 T20 - T23	 T22 - T25
---------	-------	----	------	--------	---	---	--	---

				ENGINE
40C12 V, 40C14 V/P	Diesel	85	05/06-08/11	F1AE0481G

Engine	Information	S10	T10	T20 - T23	T22 - T25
All engines	switch press. 0.3-0.5 bar	7.0129			
All engines			7.6258		7.1157 T25
All engines	ch. 5886468 ->, ch. D451168 ->			7.1245 T20	
All engines	->ch. 5886467, ->ch. D451167, ch. 5853306 ->, ch. D436248 ->			7.1247 T20	

				ENGINE
40C13 V, 40C13 V/P	Diesel	93	07/07-08/11	F1AE0481V

Engine	Information	S10	T10	T20 - T23	T22 - T25
All engines	switch press. 0.3-0.5 bar	7.0129			
All engines			7.6258		7.1157 T22
All engines	ch. 5886468 ->, ch. D451168 ->			7.1245 T20	
All engines	->ch. 5886467, ->ch. D451167, ch. 5853306 ->, ch. D436248 ->			7.1247 T20	

				ENGINE
40C13, 40C13 /P	Diesel	93	07/07-08/11	F1AE0481V

Engine	Information	S10	T10	T20 - T23	T22 - T25
All engines	switch press. 0.3-0.5 bar	7.0129			
All engines			7.6258		7.1157 T22
All engines	ch. 5886468 ->, ch. D451168 ->			7.1245 T20	
All engines	->ch. 5886467, ->ch. D451167, ch. 5853306 ->, ch. D436248 ->			7.1247 T20	

				ENGINE
40C14 G, 40C14 G/P	CNG	100	07/07-08/11	F1CE0441CNG

Engine	Information	S10	T10	T20 - T23	T22 - T25
All engines	switch press. 0.3-0.5 bar	7.0129			
All engines			7.6258		7.1157 T22
All engines	ch. 5886468 ->, ch. D451168 ->			7.1245 T20	
All engines	->ch. 5886467, ->ch. D451167, ch. 5853306 ->, ch. D436248 ->			7.1247 T20	

				ENGINE
40C14 GV, 40C14 GV/P	CNG	100	07/07-08/11	F1CE0441CNG

Engine	Information	S10	T10	T20 - T23	T22 - T25
All engines	switch press. 0.3-0.5 bar	7.0129			
All engines			7.6258		7.1157 T22
All engines	ch. 5886468 ->, ch. D451168 ->			7.1245 T20	
All engines	->ch. 5886467, ->ch. D451167, ch. 5853306 ->, ch. D436248 ->			7.1247 T20	

				ENGINE
40C14 K, 40C14 DK	Diesel	103	07/07-08/11	F1CE3481L

Engine	Information	S10	T10	T20 - T23	T22 - T25
All engines	switch press. 0.5-0.7 bar, thread M14x1.5	7.0129			
All engines			7.6258		7.1157 T22
All engines	ch. 5886468 ->, ch. D451168 ->			7.1245 T20	
All engines	->ch. 5886467, ->ch. D451167, ch. 5853306 ->, ch. D436248 ->			7.1247 T20	

				ENGINE
40C14 V, 40C14 V/P	Diesel	103	07/07-08/11	F1CE3481L

Engine	Information	S10	T10	T20 - T23	T22 - T25
All engines	switch press. 0.5-0.7 bar, thread M14x1.5	7.0129			
All engines			7.6258		7.1157 T22
All engines	ch. 5886468 ->, ch. D451168 ->			7.1245 T20	
All engines	->ch. 5886467, ->ch. D451167, ch. 5853306 ->, ch. D436248 ->			7.1247 T20	

				ENGINE
40C14, 40C14 /P	Diesel	103	07/07-08/11	F1CE3481L

Engine	Information	S10	T10	T20 - T23	T22 - T25
All engines	switch press. 0.5-0.7 bar, thread M14x1.5	7.0129			
All engines			7.6258		7.1157 T22
All engines	ch. 5886468 ->, ch. D451168 ->			7.1245 T20	
All engines	->ch. 5886467, ->ch. D451167, ch. 5853306 ->, ch. D436248 ->			7.1247 T20	

S10	OIL PRESSURE WARNING LIGHT SWITCH	T10	REVERSING LIGHT SWITCH	T20	BRAKE LIGHT SWITCH
T22	SWITCH CLUTCH CONTROL (CRUISE CONTROL)	T23	SWITCH BRAKE ACTUATION (ENGINE TIMING)	T25	SWITCH CLUTCH CONTROL (ENGINE CONTROL)

FUNCTIONS ON THE VEHICLE

Vehicle	alim.	kW	Date	Engine	 S10	 T10	 T20 - T23	 T22 - T25
---------	-------	----	------	--------	---	---	--	---

ENGINE				
40C15	Diesel	107	05/06-08/11	F1CE0481F

Engine	Information	S10	T10	T20 - T23	T22 - T25
All engines	switch press. 0.3-0.5 bar	7.0129			
All engines			7.6258		7.1157 T22
All engines	ch. 5886468 ->, ch. D451168 ->			7.1245 T20	
All engines	->ch. 5886467, ->ch. D451167, ch. 5853306 ->, ch. D436248 ->			7.1247 T20	

ENGINE				
40C15 V, 40C15 V/P	Diesel	107	05/06-08/11	F1CE0481F

Engine	Information	S10	T10	T20 - T23	T22 - T25
All engines	switch press. 0.3-0.5 bar	7.0129			
All engines			7.6258		7.1157 T22
All engines	ch. 5886468 ->, ch. D451168 ->			7.1245 T20	
All engines	->ch. 5886467, ->ch. D451167, ch. 5853306 ->, ch. D436248 ->			7.1247 T20	

ENGINE				
40C17 K, 40C17 DK	Diesel	125	07/07-08/11	F1CE3481C

Engine	Information	S10	T10	T20 - T23	T22 - T25
All engines	switch press. 0.5-0.7 bar, thread M14x1.5	7.0129			
All engines			7.6258		7.1157 T25
All engines	ch. 5886468 ->, ch. D451168 ->			7.1245 T20	
All engines	->ch. 5886467, ->ch. D451167, ch. 5853306 ->, ch. D436248 ->			7.1247 T20	

ENGINE				
40C17 V, 40C17 V/P	Diesel	125	07/07-08/11	F1CE3481C

Engine	Information	S10	T10	T20 - T23	T22 - T25
All engines	switch press. 0.5-0.7 bar, thread M14x1.5	7.0129			
All engines			7.6258		7.1157 T25
All engines	ch. 5886468 ->, ch. D451168 ->			7.1245 T20	
All engines	->ch. 5886467, ->ch. D451167, ch. 5853306 ->, ch. D436248 ->			7.1247 T20	

ENGINE				
40C17, 40C17/P	Diesel	125	07/07-08/11	F1CE3481C

Engine	Information	S10	T10	T20 - T23	T22 - T25
All engines	switch press. 0.5-0.7 bar, thread M14x1.5	7.0129			
All engines			7.6258		7.1157 T25
All engines	ch. 5886468 ->, ch. D451168 ->			7.1245 T20	
All engines	->ch. 5886467, ->ch. D451167, ch. 5853306 ->, ch. D436248 ->			7.1247 T20	

ENGINE				
40C18	Diesel	130	05/06-08/11	F1CE0481H

Engine	Information	S10	T10	T20 - T23	T22 - T25
All engines	switch press. 0.3-0.5 bar	7.0129			
All engines			7.6258		7.1157 T22
All engines	ch. 5886468 ->, ch. D451168 ->			7.1245 T20	
All engines	->ch. 5886467, ->ch. D451167, ch. 5853306 ->, ch. D436248 ->			7.1247 T20	

ENGINE				
40C18 V, 40C18 V/P	Diesel	130	05/06-08/11	F1CE0481H

Engine	Information	S10	T10	T20 - T23	T22 - T25
All engines	switch press. 0.3-0.5 bar	7.0129			
All engines			7.6258		7.1157 T22
All engines	ch. 5886468 ->, ch. D451168 ->			7.1245 T20	
All engines	->ch. 5886467, ->ch. D451167, ch. 5853306 ->, ch. D436248 ->			7.1247 T20	

ENGINE				
45C14, 45C14/P	Diesel	103	07/07-08/11	F1CE3481L

Engine	Information	S10	T10	T20 - T23	T22 - T25
All engines	switch press. 0.5-0.7 bar, thread M14x1.5	7.0129			
All engines			7.6258		7.1157 T22
All engines	ch. 5886468 ->, ch. D451168 ->			7.1245 T20	
All engines	->ch. 5886467, ->ch. D451167, ch. 5853306 ->, ch. D436248 ->			7.1247 T20	

S10	OIL PRESSURE WARNING LIGHT SWITCH	T10	REVERSING LIGHT SWITCH	T20	BRAKE LIGHT SWITCH
T22	SWITCH CLUTCH CONTROL (CRUISE CONTROL)	T23	SWITCH BRAKE ACTUATION (ENGINE TIMING)	T25	SWITCH CLUTCH CONTROL (ENGINE CONTROL)

FUNCTIONS ON THE VEHICLE

Vehicle	alim.	kW	Date	Engine	 S10	 T10	 T20 - T23	 T22 - T25
---------	-------	----	------	--------	---	---	--	---

ENGINE				
45C15	Diesel	107	05/06-08/11	F1CE0481F

Engine	Information	S10	T10	T20 - T23	T22 - T25
All engines	switch press. 0.3-0.5 bar	7.0129			
All engines			7.6258		7.1157 T22
All engines	ch. 5886468 ->, ch. D451168 ->			7.1245 T20	
All engines	->ch. 5886467, ->ch. D451167, ch. 5853306 ->, ch. D436248 ->			7.1247 T20	

ENGINE				
45C15 V	Diesel	107	05/06-08/11	F1CE0481F

Engine	Information	S10	T10	T20 - T23	T22 - T25
All engines	switch press. 0.3-0.5 bar	7.0129			
All engines			7.6258		7.1157 T22
All engines	ch. 5886468 ->, ch. D451168 ->			7.1245 T20	
All engines	->ch. 5886467, ->ch. D451167, ch. 5853306 ->, ch. D436248 ->			7.1247 T20	

ENGINE				
45C17 V, 45C17 V/P	Diesel	125	07/07-08/11	F1CE3481C

Engine	Information	S10	T10	T20 - T23	T22 - T25
All engines	switch press. 0.5-0.7 bar, thread M14x1.5	7.0129			
All engines			7.6258		7.1157 T25
All engines	ch. 5886468 ->, ch. D451168 ->			7.1245 T20	
All engines	->ch. 5886467, ->ch. D451167, ch. 5853306 ->, ch. D436248 ->			7.1247 T20	

ENGINE				
45C17, 45C17/P	Diesel	125	07/07-08/11	F1CE3481C

Engine	Information	S10	T10	T20 - T23	T22 - T25
All engines	switch press. 0.5-0.7 bar, thread M14x1.5	7.0129			
All engines			7.6258		7.1157 T25
All engines	ch. 5886468 ->, ch. D451168 ->			7.1245 T20	
All engines	->ch. 5886467, ->ch. D451167, ch. 5853306 ->, ch. D436248 ->			7.1247 T20	

ENGINE				
45C18	Diesel	130	05/06-08/11	F1CE0481H

Engine	Information	S10	T10	T20 - T23	T22 - T25
All engines	switch press. 0.3-0.5 bar	7.0129			
All engines			7.6258		7.1157 T22
All engines	ch. 5886468 ->, ch. D451168 ->			7.1245 T20	
All engines	->ch. 5886467, ->ch. D451167, ch. 5853306 ->, ch. D436248 ->			7.1247 T20	

ENGINE				
45C18, 45C18/P, 45C18 D, 45C18 D/P	Diesel	130	05/06-08/11	F1CE0481H

Engine	Information	S10	T10	T20 - T23	T22 - T25
All engines	switch press. 0.3-0.5 bar	7.0129			
All engines			7.6258		7.1157 T22
All engines	ch. 5886468 ->, ch. D451168 ->			7.1245 T20	
All engines	->ch. 5886467, ->ch. D451167, ch. 5853306 ->, ch. D436248 ->			7.1247 T20	

ENGINE				
50C14 G, 50C14 G/P, 50C14 GD, 50C14 GD/P	CNG	100	07/07-08/11	F1CE0441CNG





Engine	Information	S10	T10	T20 - T23	T22 - T25
All engines	switch press. 0.3-0.5 bar	7.0129			
All engines			7.6258		7.1157 T22
All engines	ch. 5886468 ->, ch. D451168 ->			7.1245 T20	
All engines	->ch. 5886467, ->ch. D451167, ch. 5853306 ->, ch. D436248 ->			7.1247 T20	

ENGINE				
50C14 GV, 50C14 GV/P	CNG	100	07/07-08/11	F1CE0441CNG

Engine	Information	S10	T10	T20 - T23	T22 - T25
All engines	switch press. 0.3-0.5 bar	7.0129			
All engines			7.6258		7.1157 T22
All engines	ch. 5886468 ->, ch. D451168 ->			7.1245 T20	
All engines	->ch. 5886467, ->ch. D451167, ch. 5853306 ->, ch. D436248 ->			7.1247 T20	

S10 OIL PRESSURE WARNING LIGHT SWITCH	T10 REVERSING LIGHT SWITCH	T20 BRAKE LIGHT SWITCH
T22 SWITCH CLUTCH CONTROL (CRUISE CONTROL)	T23 SWITCH BRAKE ACTUATION (ENGINE TIMING)	T25 SWITCH CLUTCH CONTROL (ENGINE CONTROL)

FUNCTIONS ON THE VEHICLE

Vehicle	alim.	kW	Date	Engine	 S10	 T10	 T20 - T23	 T22 - T25
---------	-------	----	------	--------	---	---	--	---

				ENGINE
50C14 K, 50C14 DK	Diesel	103	07/07-08/11	F1CE3481L

Engine	Information	S10	T10	T20 - T23	T22 - T25
All engines	switch press. 0.5-0.7 bar, thread M14x1.5	7.0129			
All engines			7.6258		7.1157 T22
All engines	ch. 5886468 ->, ch. D451168 ->			7.1245 T20	
All engines	->ch. 5886467, ->ch. D451167, ch. 5853306 ->, ch. D436248 ->			7.1247 T20	

				ENGINE
50C14 V, 50C14 V/P	Diesel	103	07/07-08/11	F1CE3481L

Engine	Information	S10	T10	T20 - T23	T22 - T25
All engines	switch press. 0.5-0.7 bar, thread M14x1.5	7.0129			
All engines			7.6258		7.1157 T22
All engines	ch. 5886468 ->, ch. D451168 ->			7.1245 T20	
All engines	->ch. 5886467, ->ch. D451167, ch. 5853306 ->, ch. D436248 ->			7.1247 T20	

				ENGINE
50C14, 50C14/P	Diesel	103	07/07-08/11	F1CE3481L

Engine	Information	S10	T10	T20 - T23	T22 - T25
All engines	switch press. 0.5-0.7 bar, thread M14x1.5	7.0129			
All engines			7.6258		7.1157 T22
All engines	ch. 5886468 ->, ch. D451168 ->			7.1245 T20	
All engines	->ch. 5886467, ->ch. D451167, ch. 5853306 ->, ch. D436248 ->			7.1247 T20	

				ENGINE
50C15	Diesel	107	05/06-08/11	F1CE0481F

Engine	Information	S10	T10	T20 - T23	T22 - T25
All engines	switch press. 0.3-0.5 bar	7.0129			
All engines			7.6258		7.1157 T22
All engines	ch. 5886468 ->, ch. D451168 ->			7.1245 T20	
All engines	->ch. 5886467, ->ch. D451167, ch. 5853306 ->, ch. D436248 ->			7.1247 T20	

				ENGINE
50C15 V, 50C15 V/P	Diesel	107	05/06-08/11	F1CE0481F

Engine	Information	S10	T10	T20 - T23	T22 - T25
All engines	switch press. 0.3-0.5 bar	7.0129			
All engines			7.6258		7.1157 T22
All engines	ch. 5886468 ->, ch. D451168 ->			7.1245 T20	
All engines	->ch. 5886467, ->ch. D451167, ch. 5853306 ->, ch. D436248 ->			7.1247 T20	

				ENGINE
50C17 K, 50C17 DK	Diesel	125	07/07-08/11	F1CE3481C

Engine	Information	S10	T10	T20 - T23	T22 - T25
All engines	switch press. 0.5-0.7 bar, thread M14x1.5	7.0129			
All engines			7.6258		7.1157 T25
All engines	ch. 5886468 ->, ch. D451168 ->			7.1245 T20	
All engines	->ch. 5886467, ->ch. D451167, ch. 5853306 ->, ch. D436248 ->			7.1247 T20	

				ENGINE
50C17 V, 50C17 V/P	Diesel	125	07/07-08/11	F1CE3481C

Engine	Information	S10	T10	T20 - T23	T22 - T25
All engines	switch press. 0.5-0.7 bar, thread M14x1.5	7.0129			
All engines			7.6258		7.1157 T25
All engines	ch. 5886468 ->, ch. D451168 ->			7.1245 T20	
All engines	->ch. 5886467, ->ch. D451167, ch. 5853306 ->, ch. D436248 ->			7.1247 T20	

				ENGINE
50C17, 50C17/P	Diesel	125	07/07-08/11	F1CE3481C

Engine	Information	S10	T10	T20 - T23	T22 - T25
All engines	switch press. 0.5-0.7 bar, thread M14x1.5	7.0129			
All engines			7.6258		7.1157 T25
All engines	ch. 5886468 ->, ch. D451168 ->			7.1245 T20	
All engines	->ch. 5886467, ->ch. D451167, ch. 5853306 ->, ch. D436248 ->			7.1247 T20	

S10	OIL PRESSURE WARNING LIGHT SWITCH	T10	REVERSING LIGHT SWITCH	T20	BRAKE LIGHT SWITCH
T22	SWITCH CLUTCH CONTROL (CRUISE CONTROL)	T23	SWITCH BRAKE ACTUATION (ENGINE TIMING)	T25	SWITCH CLUTCH CONTROL (ENGINE CONTROL)

FUNCTIONS ON THE VEHICLE

Vehicle	alim.	kW	Date	Engine	 S10	 T10	 T20 - T23	 T22 - T25
---------	-------	----	------	--------	---	---	--	---

ENGINE				
50C18	Diesel	130	05/06-08/11	F1CE0481H

Engine	Information	S10	T10	T20 - T23	T22 - T25
All engines	switch press. 0.3-0.5 bar	7.0129			
All engines			7.6258		7.1157 T22
All engines	ch. 5886468 ->, ch. D451168 ->			7.1245 T20	
All engines	->ch. 5886467, ->ch. D451167, ch. 5853306 ->, ch. D436248 ->			7.1247 T20	

ENGINE				
50C18 V, 50C18 V/P	Diesel	130	05/06-08/11	F1CE0481H, F1CE0481L

Engine	Information	S10	T10	T20 - T23	T22 - T25
All engines	switch press. 0.3-0.5 bar	7.0129			
All engines			7.6258		7.1157 T22
All engines	ch. 5886468 ->, ch. D451168 ->			7.1245 T20	
All engines	->ch. 5886467, ->ch. D451167, ch. 5853306 ->, ch. D436248 ->			7.1247 T20	

ENGINE				
55C17	Diesel	125	08/07-03/12	F1CE3481C

Engine	Information	S10	T10	T20 - T23	T22 - T25
All engines		7.0129	7.6258	7.1245, 7.1247 T20	7.1157 T25

ENGINE				
55S17 W, 55S17 WD	Diesel	125	07/07-08/11	F1CE3481C

Engine	Information	S10	T10	T20 - T23	T22 - T25
All engines	switch press. 0.5-0.7 bar, thread M14x1.5	7.0129			
All engines			7.6258		7.1157 T25
All engines	ch. 5886468 ->, ch. D451168 ->			7.1245 T20	
All engines	->ch. 5886467, ->ch. D451167, ch. 5853306 ->, ch. D436248 ->			7.1247 T20	

ENGINE				
55S18W	Diesel	130	06/06-08/11	F1CE0481H

Engine	Information	S10	T10	T20 - T23	T22 - T25
All engines	switch press. 0.3-0.5 bar	7.0129			
All engines			7.6258		7.1157 T22
All engines	ch. 5886468 ->, ch. D451168 ->			7.1245 T20	
All engines	->ch. 5886467, ->ch. D451167, ch. 5853306 ->, ch. D436248 ->			7.1247 T20	

ENGINE				
60C14 K, 60C14 DK	Diesel	103	07/07-08/11	F1CE3481L

Engine	Information	S10	T10	T20 - T23	T22 - T25
All engines	switch press. 0.5-0.7 bar, thread M14x1.5	7.0129			
All engines			7.6258		7.1157 T22
All engines	ch. 5886468 ->, ch. D451168 ->			7.1245 T20	
All engines	->ch. 5886467, ->ch. D451167, ch. 5853306 ->, ch. D436248 ->			7.1247 T20	

ENGINE				
60C14, 60C14/P	Diesel	103	07/07-08/11	F1CE3481L

Engine	Information	S10	T10	T20 - T23	T22 - T25
All engines	switch press. 0.5-0.7 bar, thread M14x1.5	7.0129			
All engines			7.6258		7.1157 T22
All engines	ch. 5886468 ->, ch. D451168 ->			7.1245 T20	
All engines	->ch. 5886467, ->ch. D451167, ch. 5853306 ->, ch. D436248 ->			7.1247 T20	

ENGINE				
60C15	Diesel	107	05/06-08/11	F1CE0481F

Engine	Information	S10	T10	T20 - T23	T22 - T25
All engines	switch press. 0.3-0.5 bar	7.0129			
All engines			7.6258		7.1157 T22
All engines	ch. 5886468 ->, ch. D451168 ->			7.1245 T20	
All engines	->ch. 5886467, ->ch. D451167, ch. 5853306 ->, ch. D436248 ->			7.1247 T20	

ENGINE				
60C15 V	Diesel	107	05/06-08/11	F1CE0481F

Engine	Information	S10	T10	T20 - T23	T22 - T25
All engines	switch press. 0.3-0.5 bar	7.0129			
All engines			7.6258		7.1157 T22
All engines	ch. 5886468 ->, ch. D451168 ->			7.1245 T20	

S10 OIL PRESSURE WARNING LIGHT SWITCH	T10 REVERSING LIGHT SWITCH	T20 BRAKE LIGHT SWITCH
T22 SWITCH CLUTCH CONTROL (CRUISE CONTROL)	T23 SWITCH BRAKE ACTUATION (ENGINE TIMING)	T25 SWITCH CLUTCH CONTROL (ENGINE CONTROL)

FUNCTIONS ON THE VEHICLE

Vehicle	alim.	kW	Date	Engine	 S10	 T10	 T20 - T23	 T22 - T25
---------	-------	----	------	--------	---	---	--	---

ENGINE				
60C15 V	Diesel	107	05/06-08/11	F1CE0481F

Engine	Information	S10	T10	T20 - T23	T22 - T25
All engines	->ch. 5886467, ->ch. D451167, ch. 5853306 ->, ch. D436248 ->			7.1247 T20	

ENGINE				
60C15, 60C15 /P, 60C15 D, 60C15 D/P	Diesel	107	05/06-08/11	F1CE0481F

Engine	Information	S10	T10	T20 - T23	T22 - T25
All engines	switch press. 0.3-0.5 bar	7.0129			
All engines			7.6258		7.1157 T22
All engines	ch. 5886468 ->, ch. D451168 ->			7.1245 T20	
All engines	->ch. 5886467, ->ch. D451167, ch. 5853306 ->, ch. D436248 ->			7.1247 T20	

ENGINE				
60C17 K, 60C17 DK	Diesel	125	07/07-08/11	F1CE3481C

Engine	Information	S10	T10	T20 - T23	T22 - T25
All engines	switch press. 0.5-0.7 bar, thread M14x1.5	7.0129			
All engines			7.6258		7.1157 T25
All engines	ch. 5886468 ->, ch. D451168 ->			7.1245 T20	
All engines	->ch. 5886467, ->ch. D451167, ch. 5853306 ->, ch. D436248 ->			7.1247 T20	

ENGINE				
60C17 V, 60C17 V/P	Diesel	125	07/07-08/11	F1CE3481C

Engine	Information	S10	T10	T20 - T23	T22 - T25
All engines	switch press. 0.5-0.7 bar, thread M14x1.5	7.0129			
All engines			7.6258		7.1157 T25
All engines	ch. 5886468 ->, ch. D451168 ->			7.1245 T20	
All engines	->ch. 5886467, ->ch. D451167, ch. 5853306 ->, ch. D436248 ->			7.1247 T20	

ENGINE				
60C17, 60C17 /P	Diesel	125	07/07-08/11	F1CE3481C

Engine	Information	S10	T10	T20 - T23	T22 - T25
All engines	switch press. 0.5-0.7 bar, thread M14x1.5	7.0129			
All engines			7.6258		7.1157 T25
All engines	ch. 5886468 ->, ch. D451168 ->			7.1245 T20	
All engines	->ch. 5886467, ->ch. D451167, ch. 5853306 ->, ch. D436248 ->			7.1247 T20	

ENGINE				
60C18	Diesel	130	05/06-08/11	F1CE0481H

Engine	Information	S10	T10	T20 - T23	T22 - T25
All engines	switch press. 0.3-0.5 bar	7.0129			
All engines			7.6258		7.1157 T22
All engines	ch. 5886468 ->, ch. D451168 ->			7.1245 T20	
All engines	->ch. 5886467, ->ch. D451167, ch. 5853306 ->, ch. D436248 ->			7.1247 T20	

ENGINE				
65C14 G, 65C14 G/P, 65C14 GD, 65C14 GD/P	CNG	100	07/07-08/11	F1CE0441CNG

Engine	Information	S10	T10	T20 - T23	T22 - T25
All engines	switch press. 0.3-0.5 bar	7.0129			
All engines			7.6258		7.1157 T22
All engines	ch. 5886468 ->, ch. D451168 ->			7.1245 T20	
All engines	->ch. 5886467, ->ch. D451167, ch. 5853306 ->, ch. D436248 ->			7.1247 T20	

ENGINE				
65C14 K, 65C14 DK	Diesel	103	07/07-08/11	F1CE3481L

Engine	Information	S10	T10	T20 - T23	T22 - T25
All engines	switch press. 0.5-0.7 bar, thread M14x1.5	7.0129			
All engines			7.6258		7.1157 T22
All engines	ch. 5886468 ->, ch. D451168 ->			7.1245 T20	
All engines	->ch. 5886467, ->ch. D451167, ch. 5853306 ->, ch. D436248 ->			7.1247 T20	

ENGINE				
65C14 V, 65C14 V/P	Diesel	103	07/07-08/11	F1CE3481L

Engine	Information	S10	T10	T20 - T23	T22 - T25
All engines	switch press. 0.5-0.7 bar, thread M14x1.5	7.0129			

S10 OIL PRESSURE WARNING LIGHT SWITCH	T10 REVERSING LIGHT SWITCH	T20 BRAKE LIGHT SWITCH
T22 SWITCH CLUTCH CONTROL (CRUISE CONTROL)	T23 SWITCH BRAKE ACTUATION (ENGINE TIMING)	T25 SWITCH CLUTCH CONTROL (ENGINE CONTROL)

FUNCTIONS ON THE VEHICLE

Vehicle	alim.	kW	Date	Engine	 S10	 T10	 T20 - T23	 T22 - T25
---------	-------	----	------	--------	---	---	--	---

ENGINE				
65C14 V, 65C14 V/P	Diesel	103	07/07-08/11	F1CE3481L

Engine	Information	S10	T10	T20 - T23	T22 - T25
All engines			7.6258		7.1157 T22
All engines	ch. 5886468 ->, ch. D451168 ->			7.1245 T20	
All engines	->ch. 5886467, ->ch. D451167, ch. 5853306 ->, ch. D436248 ->			7.1247 T20	

ENGINE				
65C14, 65C14/P	Diesel	103	07/07-08/11	F1CE3481L

Engine	Information	S10	T10	T20 - T23	T22 - T25
All engines	switch press. 0.5-0.7 bar, thread M14x1.5	7.0129			
All engines			7.6258		7.1157 T22
All engines	ch. 5886468 ->, ch. D451168 ->			7.1245 T20	
All engines	->ch. 5886467, ->ch. D451167, ch. 5853306 ->, ch. D436248 ->			7.1247 T20	

ENGINE				
65C15	Diesel	107	05/06-08/11	F1CE0481F

Engine	Information	S10	T10	T20 - T23	T22 - T25
All engines	switch press. 0.3-0.5 bar	7.0129			
All engines			7.6258		7.1157 T22
All engines	ch. 5886468 ->, ch. D451168 ->			7.1245 T20	
All engines	->ch. 5886467, ->ch. D451167, ch. 5853306 ->, ch. D436248 ->			7.1247 T20	

ENGINE				
65C15, 65C15/P, 65C15 D, 65C15 D/P	Diesel	107	05/06-08/11	F1CE0481F

Engine	Information	S10	T10	T20 - T23	T22 - T25
All engines	switch press. 0.3-0.5 bar	7.0129			
All engines			7.6258		7.1157 T22
All engines	ch. 5886468 ->, ch. D451168 ->			7.1245 T20	
All engines	->ch. 5886467, ->ch. D451167, ch. 5853306 ->, ch. D436248 ->			7.1247 T20	

ENGINE				
65C17 K, 65C17 DK, 65C17KK	Diesel	125	07/07-08/11	F1CE3481C

Engine	Information	S10	T10	T20 - T23	T22 - T25
All engines	switch press. 0.5-0.7 bar, thread M14x1.5	7.0129			
All engines			7.6258		7.1157 T25
All engines	ch. 5886468 ->, ch. D451168 ->			7.1245 T20	
All engines	->ch. 5886467, ->ch. D451167, ch. 5853306 ->, ch. D436248 ->			7.1247 T20	

ENGINE				
65C17 V, 65C17 V/P	Diesel	125	07/07-08/11	F1CE3481C

Engine	Information	S10	T10	T20 - T23	T22 - T25
All engines	switch press. 0.5-0.7 bar, thread M14x1.5	7.0129			
All engines			7.6258		7.1157 T25
All engines	ch. 5886468 ->, ch. D451168 ->			7.1245 T20	
All engines	->ch. 5886467, ->ch. D451167, ch. 5853306 ->, ch. D436248 ->			7.1247 T20	

ENGINE				
65C17, 65C17/P	Diesel	125	07/07-08/11	F1CE3481C

Engine	Information	S10	T10	T20 - T23	T22 - T25
All engines	switch press. 0.5-0.7 bar, thread M14x1.5	7.0129			
All engines			7.6258		7.1157 T25
All engines	ch. 5886468 ->, ch. D451168 ->			7.1245 T20	
All engines	->ch. 5886467, ->ch. D451167, ch. 5853306 ->, ch. D436248 ->			7.1247 T20	

ENGINE				
65C18	Diesel	130	05/06-08/11	F1CE0481H, F1CE0481L

Engine	Information	S10	T10	T20 - T23	T22 - T25
All engines	switch press. 0.3-0.5 bar	7.0129			
All engines			7.6258		7.1157 T22
All engines	ch. 5886468 ->, ch. D451168 ->			7.1245 T20	
All engines	->ch. 5886467, ->ch. D451167, ch. 5853306 ->, ch. D436248 ->			7.1247 T20	

S10	OIL PRESSURE WARNING LIGHT SWITCH	T10	REVERSING LIGHT SWITCH	T20	BRAKE LIGHT SWITCH
T22	SWITCH CLUTCH CONTROL (CRUISE CONTROL)	T23	SWITCH BRAKE ACTUATION (ENGINE TIMING)	T25	SWITCH CLUTCH CONTROL (ENGINE CONTROL)

FUNCTIONS ON THE VEHICLE

Vehicle	alim.	kW	Date	Engine	 S10	 T10	 T20 - T23	 T22 - T25
---------	-------	----	------	--------	---	---	--	---

ENGINE				
70C14 K, 70C14 DK, 70C14 KK	Diesel	103	07/07-08/11	F1CE3481L

Engine	Information	S10	T10	T20 - T23	T22 - T25
All engines	switch press. 0.5-0.7 bar, thread M14x1.5	7.0129			
All engines			7.6258		7.1157 T22
All engines	ch. 5886468 ->, ch. D451168 ->			7.1245 T20	
All engines	->ch. 5886467, ->ch. D451167, ch. 5853306 ->, ch. D436248 ->			7.1247 T20	

ENGINE				
70C14 V, 70C14 V/P	Diesel	103	07/07-08/11	F1CE3481L

Engine	Information	S10	T10	T20 - T23	T22 - T25
All engines	switch press. 0.5-0.7 bar, thread M14x1.5	7.0129			
All engines			7.6258		7.1157 T22
All engines	ch. 5886468 ->, ch. D451168 ->			7.1245 T20	
All engines	->ch. 5886467, ->ch. D451167, ch. 5853306 ->, ch. D436248 ->			7.1247 T20	

ENGINE				
70C14, 70C14/P	Diesel	103	07/07-08/11	F1CE3481L

Engine	Information	S10	T10	T20 - T23	T22 - T25
All engines	switch press. 0.5-0.7 bar, thread M14x1.5	7.0129			
All engines			7.6258		7.1157 T22
All engines	ch. 5886468 ->, ch. D451168 ->			7.1245 T20	
All engines	->ch. 5886467, ->ch. D451167, ch. 5853306 ->, ch. D436248 ->			7.1247 T20	

ENGINE				
70C15	Diesel	107	07/08-08/11	F1CE0481L

Engine	Information	S10	T10	T20 - T23	T22 - T25
All engines	switch press. 0.3-0.5 bar	7.0129			
All engines			7.6258		7.1157 T22
All engines	ch. 5886468 ->, ch. D451168 ->			7.1245 T20	
All engines	->ch. 5886467, ->ch. D451167, ch. 5853306 ->, ch. D436248 ->			7.1247 T20	

ENGINE				
70C17 K, 70C17 DK, 70C17 KK	Diesel	125	07/07-08/11	F1CE3481C

Engine	Information	S10	T10	T20 - T23	T22 - T25
All engines	switch press. 0.5-0.7 bar, thread M14x1.5	7.0129			
All engines			7.6258		7.1157 T25
All engines	ch. 5886468 ->, ch. D451168 ->			7.1245 T20	
All engines	->ch. 5886467, ->ch. D451167, ch. 5853306 ->, ch. D436248 ->			7.1247 T20	

ENGINE				
70C17, 70C17/P	Diesel	125	07/07-08/11	F1CE3481C

Engine	Information	S10	T10	T20 - T23	T22 - T25
All engines	switch press. 0.5-0.7 bar, thread M14x1.5	7.0129			
All engines			7.6258		7.1157 T25
All engines	ch. 5886468 ->, ch. D451168 ->			7.1245 T20	
All engines	->ch. 5886467, ->ch. D451167, ch. 5853306 ->, ch. D436248 ->			7.1247 T20	

ENGINE				
70C17V, 70C17 V/P	Diesel	125	07/07-08/11	F1CE3481C

Engine	Information	S10	T10	T20 - T23	T22 - T25
All engines	switch press. 0.5-0.7 bar, thread M14x1.5	7.0129			
All engines			7.6258		7.1157 T25
All engines	ch. 5886468 ->, ch. D451168 ->			7.1245 T20	
All engines	->ch. 5886467, ->ch. D451167, ch. 5853306 ->, ch. D436248 ->			7.1247 T20	

ENGINE				
Natural Power 35S14, 35C14, 40C14, 50C14, 65C14, 70C14	CNG	100	09/11-02/14	F1CE0441CNG

Engine	Information	S10	T10	T20 - T23	T22 - T25
All engines	switch press. 0.3-0.5 bar	7.0129			
All engines			7.6258	7.1247 T20	7.1157 T22

S10 OIL PRESSURE WARNING LIGHT SWITCH	T10 REVERSING LIGHT SWITCH	T20 BRAKE LIGHT SWITCH
T22 SWITCH CLUTCH CONTROL (CRUISE CONTROL)	T23 SWITCH BRAKE ACTUATION (ENGINE TIMING)	T25 SWITCH CLUTCH CONTROL (ENGINE CONTROL)

FUNCTIONS ON THE VEHICLE

Vehicle	alim.	kW	Date	Engine	 S10	 T10	 T20 - T23	 T22 - T25
---------	-------	----	------	--------	---	---	--	---

ENGINE				
NaturalPower 35S14, 35C14, 40C14, 50C14, 65C14, 70C14,...	CNG	100	09/11-02/14	F1CE0441CNG

Engine	Information	S10	T10	T20 - T23	T22 - T25
All engines	switch press. 0.3-0.5 bar	7.0129			
All engines			7.6258	7.1247 T20	7.1157 T22

DAILY V				
ENGINE				
33S11, 35S11, 35C11	Diesel	78	03/14-04/16	F1AFL411A

Engine	Information	S10	T10	T20 - T23	T22 - T25
All engines	switch press. 0.3-0.5 bar	7.0129			
All engines			7.6258	7.1247 T20	7.1157 T22

ENGINE				
33S12, 35S12	Diesel	85	04/16->	F1AGL411H

Engine	Information	S10	T10	T20 - T23	T22 - T25
All engines	switch press. 0.3-0.5 bar	7.0129			
All engines			7.6258	7.1247 T20	7.1157 T22

ENGINE				
33S12, 35S12, 35C12	Diesel	85	04/16->	F1AGL411H

Engine	Information	S10	T10	T20 - T23	T22 - T25
All engines	switch press. 0.3-0.5 bar	7.0129			
All engines			7.6258	7.1247 T20	7.1157 T22

ENGINE				
33S13, 35S13, 35C13	Diesel	93	03/14-04/16	F1AFL411B

Engine	Information	S10	T10	T20 - T23	T22 - T25
All engines	switch press. 0.3-0.5 bar	7.0129			
All engines			7.6258	7.1247 T20	7.1157 T22

ENGINE				
33S14, 35S14	Diesel	100	04/16->	F1AGL411J

Engine	Information	S10	T10	T20 - T23	T22 - T25
All engines			7.6258	7.1247 T20	7.1157 T22

ENGINE				
33S14, 35S14, 35C14	Diesel	100	04/16->	F1AGL411J

Engine	Information	S10	T10	T20 - T23	T22 - T25
All engines			7.6258	7.1247 T20	7.1157 T22

ENGINE				
33S15, 35S15, 35C15	Diesel	107	03/14-04/16	F1AFL411C

Engine	Information	S10	T10	T20 - T23	T22 - T25
All engines	switch press. 0.3-0.5 bar	7.0129			
All engines			7.6258	7.1247 T20	7.1157 T22

ENGINE				
33S16, 35S16	Diesel	115	04/16->	F1AGL411G

Engine	Information	S10	T10	T20 - T23	T22 - T25
All engines			7.6258	7.1247 T20	7.1157 T22

ENGINE				
33S16, 35S16, 35C16	Diesel	115	04/16->	F1AGL411G

Engine	Information	S10	T10	T20 - T23	T22 - T25
All engines			7.6258	7.1247 T20	7.1157 T22

ENGINE				
35S/E	Electric	60	09/16->	ELETTRICO

Engine	Information	S10	T10	T20 - T23	T22 - T25
All engines				7.1247 T20	

ENGINE				
35S/E, 35C/E	Electric	60	09/16->	ELETTRICO

Engine	Information	S10	T10	T20 - T23	T22 - T25
All engines				7.1247 T20	

S10 OIL PRESSURE WARNING LIGHT SWITCH	T10 REVERSING LIGHT SWITCH	T20 BRAKE LIGHT SWITCH
T22 SWITCH CLUTCH CONTROL (CRUISE CONTROL)	T23 SWITCH BRAKE ACTUATION (ENGINE TIMING)	T25 SWITCH CLUTCH CONTROL (ENGINE CONTROL)

FUNCTIONS ON THE VEHICLE

Vehicle	alim.	kW	Date	Engine	 S10	 T10	 T20 - T23	 T22 - T25
---------	-------	----	------	--------	---	---	--	---

ENGINE				
35S14, 35S15, 35C15, 40S14, 40C15, 50C15, 65C15, 70C15	Diesel	107	03/14-04/16	F1CE3481J, F1CFL411E, F1CFL411J

Engine	Information	S10	T10	T20 - T23	T22 - T25
All engines	switch press. 0.5-0.7 bar, thread M14x1.5	7.0129			
All engines			7.6258	7.1247 T20	7.1157 T22

ENGINE				
35S15, 35C15, 40C15, 50C15	Diesel	110	04/16->	F1CGL411A

Engine	Information	S10	T10	T20 - T23	T22 - T25
All engines			7.6258	7.1247 T20	
All engines	->ch. 5039966				7.1157 T22

ENGINE				
35S15, 35C15, 40C15, 50C15, 65C15, 70C15	Diesel	107	03/14-04/16	F1CE3481J, F1CFL411E, F1CFL411J

Engine	Information	S10	T10	T20 - T23	T22 - T25
All engines	switch press. 0.5-0.7 bar, thread M14x1.5	7.0129			
All engines			7.6258	7.1247 T20	7.1157 T22

ENGINE				
35S15, 35C15, 40C15, 50C15, 65C15, 70C15	Diesel	110	04/16->	F1CGL411A

Engine	Information	S10	T10	T20 - T23	T22 - T25
All engines			7.6258	7.1247 T20	
All engines	->ch. 5039966				7.1157 T22

ENGINE				
35S15, 35C15, 40C15, 50C15, 65C15, 70C15, 72C15	Diesel	110	04/16->	F1CGL411A

Engine	Information	S10	T10	T20 - T23	T22 - T25
All engines			7.6258	7.1247 T20	
All engines	->ch. 5039966				7.1157 T22

ENGINE				
35S17, 35C17, 40C17, 45S17, 45C17, 50C17, 55C17, 65C17, ...	Diesel	125	03/14-04/16	F1CFL411F, F1CFL411H

Engine	Information	S10	T10	T20 - T23	T22 - T25
All engines	switch press. 0.5-0.7 bar, thread M14x1.5	7.0129			
All engines			7.6258	7.1247 T20	7.1157 T22

ENGINE				
35S17, 35C17, 40C17, 50C17, 55C17, 65C17, 70C17	Diesel	125	03/14-04/16	F1CFL411F, F1CFL411H

Engine	Information	S10	T10	T20 - T23	T22 - T25
All engines	switch press. 0.5-0.7 bar, thread M14x1.5	7.0129			
All engines			7.6258	7.1247 T20	7.1157 T22

ENGINE				
35S17, 55S17 4x4	Diesel	125	08/15-04/16	F1CFL411F

Engine	Information	S10	T10	T20 - T23	T22 - T25
All engines	switch press. 0.5-0.7 bar, thread M14x1.5	7.0129			
All engines			7.6258	7.1247 T20	7.1157 T22

ENGINE				
35S18, 35C18, 40C18, 50C18	Diesel	132	04/16->	F1CGL411B

Engine	Information	S10	T10	T20 - T23	T22 - T25
All engines				7.1247 T20	7.1157 T22

ENGINE				
35S18, 35C18, 40C18, 50C18, 65C18, 70C18	Diesel	132	04/16->	F1CGL411B

Engine	Information	S10	T10	T20 - T23	T22 - T25
All engines				7.1247 T20	7.1157 T22

S10 OIL PRESSURE WARNING LIGHT SWITCH	T10 REVERSING LIGHT SWITCH	T20 BRAKE LIGHT SWITCH
T22 SWITCH CLUTCH CONTROL (CRUISE CONTROL)	T23 SWITCH BRAKE ACTUATION (ENGINE TIMING)	T25 SWITCH CLUTCH CONTROL (ENGINE CONTROL)

FUNCTIONS ON THE VEHICLE

Vehicle	alim.	kW	Date	Engine	 S10	 T10	 T20 - T23	 T22 - T25
---------	-------	----	------	--------	---	---	--	---

ENGINE				
35S18, 35C18, 40C18, 50C18, 65C18, 70C18, 72C18	Diesel	132	04/16->	F1CFL411W, F1CGL411B

Engine	Information	S10	T10	T20 - T23	T22 - T25
All engines				7.1247 T20	7.1157 T22

ENGINE				
35S18, 55S18 4x4	Diesel	132	09/16->	F1CFL411W, F1CGL411B

Engine	Information	S10	T10	T20 - T23	T22 - T25
Eng. F1CGL411B	switch press. 0.5-0.7 bar, thread M14x1.5	7.0129			
Eng. F1CGL411B			7.6258		
All engines				7.1247 T20	7.1157 T22

ENGINE				
35S21, 35C21, 40C21, 50C21, 65C21, 70C21	Diesel	150	03/14->	F1CFL411G, F1CGL411C

Engine	Information	S10	T10	T20 - T23	T22 - T25
All engines	switch press. 0.5-0.7 bar, thread M14x1.5	7.0129			
All engines			7.6258	7.1247 T20	7.1157 T22

ENGINE				
40C15, 50C15, 60C15	Diesel	107	06/14-10/16	F1CE3481J, F1CFL411E

Engine	Information	S10	T10	T20 - T23	T22 - T25
Eng. F1CFL411E	switch press. 0.5-0.7 bar, thread M14x1.5	7.0129			
All engines			7.6258	7.1247 T20	7.1157 T22

ENGINE				
40C15, 50C15, 65C15	Diesel	107	03/14-04/16	F1CE3481J, F1CFL411E, F1CFL411J

Engine	Information	S10	T10	T20 - T23	T22 - T25
All engines		7.0129	7.6258	7.1247 T20	7.1157 T22

ENGINE				
40C17, 50C17, 60C17	Diesel	125	06/14-10/16	F1CFL411F

Engine	Information	S10	T10	T20 - T23	T22 - T25
All engines	switch press. 0.5-0.7 bar, thread M14x1.5	7.0129			
All engines			7.6258	7.1247 T20	7.1157 T22

ENGINE				
40C17, 50C17, 65C17	Diesel	125	03/14-04/16	F1CFL411F, F1CFL411H

Engine	Information	S10	T10	T20 - T23	T22 - T25
All engines	switch press. 0.5-0.7 bar, thread M14x1.5	7.0129			
All engines			7.6258	7.1247 T20	7.1157 T22

ENGINE				
45C/E, 50C/E	Electric	80	09/16->	ELETTRICO

Engine	Information	S10	T10	T20 - T23	T22 - T25
All engines				7.1247 T20	

ENGINE				
50C15	Diesel	107	06/14-10/16	F1CE3481J, F1CFL411E

Engine	Information	S10	T10	T20 - T23	T22 - T25
Eng. F1CFL411E	switch press. 0.5-0.7 bar, thread M14x1.5	7.0129			
All engines			7.6258	7.1247 T20	7.1157 T22

ENGINE				
50C17	Diesel	125	06/14-10/16	F1CFL411F

Engine	Information	S10	T10	T20 - T23	T22 - T25
All engines	switch press. 0.5-0.7 bar, thread M14x1.5	7.0129			
All engines			7.6258	7.1247 T20	7.1157 T22





ENGINE				
50C17, 65C17	Diesel	125	06/14-10/16	F1CFL411F

Engine	Information	S10	T10	T20 - T23	T22 - T25
All engines	switch press. 0.5-0.7 bar, thread M14x1.5	7.0129			
All engines			7.6258	7.1247 T20	7.1157 T22

ENGINE				
Natural Power 35S14, 35C14, 40C14, 50C14	CNG	100	04/16->	F1CFA401A

Engine	Information	S10	T10	T20 - T23	T22 - T25
All engines	switch press. 0.3-0.5 bar	7.0129			

S10 OIL PRESSURE WARNING LIGHT SWITCH	T10 REVERSING LIGHT SWITCH	T20 BRAKE LIGHT SWITCH
T22 SWITCH CLUTCH CONTROL (CRUISE CONTROL)	T23 SWITCH BRAKE ACTUATION (ENGINE TIMING)	T25 SWITCH CLUTCH CONTROL (ENGINE CONTROL)

					FUNCTIONS ON THE VEHICLE			
Vehicle	alim.	kW	Date	Engine				

ENGINE				
Natural Power 35S14, 35C14, 40C14, 50C14	CNG	100	04/16->	F1CFA401A

Engine	Information	S10	T10	T20 - T23	T22 - T25
All engines			7.6258	7.1247 T20	7.1157 T22

ENGINE				
Natural Power 35S14, 35C14, 40C14, 50C14, 65C14, 70C14	CNG	100	03/14->	F1CFA401A

Engine	Information	S10	T10	T20 - T23	T22 - T25
All engines	switch press. 0.3-0.5 bar	7.0129			
All engines			7.6258	7.1247 T20	7.1157 T22

ENGINE				
Natural Power 35S14, 35C14, 40C14, 50C14, 65C14, 70C14,....	CNG	100	03/14->	F1CFA401A

Engine	Information	S10	T10	T20 - T23	T22 - T25
All engines	switch press. 0.3-0.5 bar	7.0129			
All engines			7.6258	7.1247 T20	7.1157 T22

MASSIF

ENGINE				
3.0 HPI	Diesel	107	10/08-02/11	F1CE0481F

Engine	Information	S10	T10	T20 - T23	T22 - T25
All engines	switch press. 0.3-0.5 bar	7.0129			
All engines			7.6258		

ENGINE				
3.0 HPT	Diesel	130	10/08-02/11	F1CE0481H

Engine	Information	S10	T10	T20 - T23	T22 - T25
All engines	switch press. 0.3-0.5 bar	7.0129			
All engines			7.6258		

S10	OIL PRESSURE WARNING LIGHT SWITCH	T10	REVERSING LIGHT SWITCH	T20	BRAKE LIGHT SWITCH
T22	SWITCH CLUTCH CONTROL (CRUISE CONTROL)	T23	SWITCH BRAKE ACTUATION (ENGINE TIMING)	T25	SWITCH CLUTCH CONTROL (ENGINE CONTROL)

FUNCTIONS ON THE VEHICLE

Vehicle	alim.	kW	Date	Engine				
					S10	T10	T20 - T23	T22 - T25

E-PACE


Vehicle	alim.	kW	Date	ENGINE	S10	T10	T20 - T23	T22 - T25
2.0 AWD	Petrol	147	08/18->	PT204				
Engine	Information				S10	T10	T20 - T23	T22 - T25
All engines							7.1247 T20	
2.0 AWD	Petrol	183	09/17->	PT204				
Engine	Information				S10	T10	T20 - T23	T22 - T25
All engines							7.1247 T20	
2.0 AWD	Petrol	221	09/17->	PT204				
Engine	Information				S10	T10	T20 - T23	T22 - T25
All engines							7.1247 T20	
2.0 D	Diesel	110	09/17->	204DTD				
Engine	Information				S10	T10	T20 - T23	T22 - T25
All engines							7.1247 T20	
2.0 D AWD	Diesel	110	09/17->	204DTD				
Engine	Information				S10	T10	T20 - T23	T22 - T25
All engines							7.1247 T20	
2.0 D AWD	Diesel	132	09/17->	204DTD				
Engine	Information				S10	T10	T20 - T23	T22 - T25
All engines							7.1247 T20	
2.0 D AWD	Diesel	177	09/17->	204DTA				
Engine	Information				S10	T10	T20 - T23	T22 - T25
All engines							7.1247 T20	

F-PACE

Vehicle	alim.	kW	Date	ENGINE	S10	T10	T20 - T23	T22 - T25
2.0 AWD	Petrol	184	02/17->	PT204				
Engine	Information				S10	T10	T20 - T23	T22 - T25
All engines	->ch. JA259099						7.1245 T20	
2.0 AWD	Petrol	221	06/17->	PT204				
Engine	Information				S10	T10	T20 - T23	T22 - T25
All engines	->ch. JA259099						7.1245 T20	
2.0 D	Diesel	120	02/17->	204DTD				
Engine	Information				S10	T10	T20 - T23	T22 - T25
All engines	->ch. JA259099						7.1245 T20	
2.0 D	Diesel	132	09/15->	204DTD				
Engine	Information				S10	T10	T20 - T23	T22 - T25
All engines	->ch. JA259099						7.1245 T20	
2.0 D AWD	Diesel	132	09/15->	204DTD				
Engine	Information				S10	T10	T20 - T23	T22 - T25
All engines	->ch. JA259099						7.1245 T20	
2.0 D AWD	Diesel	177	02/17->	204DTA				
Engine	Information				S10	T10	T20 - T23	T22 - T25
All engines	->ch. JA259099						7.1245 T20	
3.0 AWD	Petrol	250	09/15->	306PS				
Engine	Information				S10	T10	T20 - T23	T22 - T25
All engines	->ch. JA259099						7.1245 T20	

S10	OIL PRESSURE WARNING LIGHT SWITCH	T10	REVERSING LIGHT SWITCH	T20	BRAKE LIGHT SWITCH
T22	SWITCH CLUTCH CONTROL (CRUISE CONTROL)	T23	SWITCH BRAKE ACTUATION (ENGINE TIMING)	T25	SWITCH CLUTCH CONTROL (ENGINE CONTROL)

FUNCTIONS ON THE VEHICLE

Vehicle	alim.	kW	Date	Engine	 S10	 T10	 T20 - T23	 T22 - T25
---------	-------	----	------	--------	---	---	--	---

ENGINE							
3.0 AWD	Petrol	280	09/15->	306PS			
Engine	Information			S10	T10	T20 - T23	T22 - T25
All engines	->ch. JA259099					7.1245 T20	

ENGINE							
3.0 D AWD	Diesel	221	09/15->	306DT			
Engine	Information			S10	T10	T20 - T23	T22 - T25
All engines	->ch. JA259099					7.1245 T20	

ENGINE							
5.0 SVR AWD	Petrol	405	08/18->	508PS			
Engine	Information			S10	T10	T20 - T23	T22 - T25
All engines	->ch. JA259099					7.1245 T20	

F-TYPE

ENGINE							
2.0 i4	Petrol	221	07/17->	PT204			
Engine	Information			S10	T10	T20 - T23	T22 - T25
All engines	->ch. K22184, ch. K22185 ->					7.1245 T20	

ENGINE							
3.0	Petrol	250	10/12->	306PS			
Engine	Information			S10	T10	T20 - T23	T22 - T25
All engines	->ch. K22184, ch. K22185 ->					7.1245 T20	

ENGINE							
3.0 S	Petrol	280	10/12->	306PS			
Engine	Information			S10	T10	T20 - T23	T22 - T25
All engines	->ch. K22184, aut 8 speed, ch. K22185 ->, man 6 speed					7.1245 T20	

ENGINE							
3.0 S AWD	Petrol	280	12/14->	306PS			
Engine	Information			S10	T10	T20 - T23	T22 - T25
All engines	->ch. K22184, ch. K22185 ->					7.1245 T20	

ENGINE							
400	Petrol	294	11/16->	306PS			
Engine	Information			S10	T10	T20 - T23	T22 - T25
All engines	->ch. K22184, ch. K22185 ->					7.1245 T20	

ENGINE							
400 AWD	Petrol	294	11/16->	306PS			
Engine	Information			S10	T10	T20 - T23	T22 - T25
All engines	->ch. K22184, ch. K22185 ->					7.1245 T20	

ENGINE							
5.0 R	Petrol	405	10/13->	508PS			
Engine	Information			S10	T10	T20 - T23	T22 - T25
All engines	->ch. K22184, ch. K22185 ->					7.1245 T20	

ENGINE							
5.0 R AWD	Petrol	405	12/14->	508PS			
Engine	Information			S10	T10	T20 - T23	T22 - T25
All engines	->ch. K22184, ch. K22185 ->					7.1245 T20	

ENGINE							
5.0 S	Petrol	364	10/12->	508PS			
Engine	Information			S10	T10	T20 - T23	T22 - T25
All engines	->ch. K22184, ch. K22185 ->					7.1245 T20	


ENGINE							
5.0 SVR	Petrol	423	05/15->	508PS			
Engine	Information			S10	T10	T20 - T23	T22 - T25
All engines	->ch. K22184, ch. K22185 ->					7.1245 T20	

S-TYPE

ENGINE							
2.5 V6	Petrol	147	04/02-10/07	AJ25, AJ6, JB (AJ-V6)			
Engine	Information			S10	T10	T20 - T23	T22 - T25
All engines	->ch. M45254, ch. L86902 ->, ch. M45255 ->			7.0148			
All engines					7.6131		
Eng. AJ25, JB (AJ-V6)	+cruise control, ch. N81229 ->					7.1237 T20	

S10 OIL PRESSURE WARNING LIGHT SWITCH	T10 REVERSING LIGHT SWITCH	T20 BRAKE LIGHT SWITCH
T22 SWITCH CLUTCH CONTROL (CRUISE CONTROL)	T23 SWITCH BRAKE ACTUATION (ENGINE TIMING)	T25 SWITCH CLUTCH CONTROL (ENGINE CONTROL)

FUNCTIONS ON THE VEHICLE

Vehicle	alim.	kW	Date	Engine	 S10	 T10	 T20 - T23	 T22 - T25
---------	-------	----	------	--------	---	---	--	---

ENGINE				
2.7 D	Diesel	152	06/04-10/07	AJD

Engine	Information	S10	T10	T20 - T23	T22 - T25
All engines			7.6131		

ENGINE				
3.0 V6	Petrol	175	01/99-10/07	AJ-V6, XR8

Engine	Information	S10	T10	T20 - T23	T22 - T25
All engines	->ch. M45254, ch. L86902 ->, ch. M45255 ->	7.0148			
All engines			7.6131		
Eng. AJ-V6	+cruise control, ch. N81229 ->			7.1237 T20	

ENGINE				
4.0 V8	Petrol	203	01/99-04/02	AJ-V8

Engine	Information	S10	T10	T20 - T23	T22 - T25
All engines			7.6131		
All engines	+cruise control, ch. N81229 ->			7.1237 T20	

ENGINE				
4.0 V8	Petrol	209	09/99-12/02	AJ-V8

Engine	Information	S10	T10	T20 - T23	T22 - T25
All engines			7.6131		
All engines	+cruise control, ch. N81229 ->			7.1237 T20	

ENGINE				
4.2 V8	Petrol	219	04/02-10/07	AJ8FT

Engine	Information	S10	T10	T20 - T23	T22 - T25
All engines			7.6131		
All engines	+cruise control, ch. N81229 ->			7.1237 T20	

XE

ENGINE				
2.0	Petrol	147	03/15->	204PT, PT204

Engine	Information	S10	T10	T20 - T23	T22 - T25
Eng. 204PT		7.0146			
All engines				7.1245 T20	

ENGINE				
2.0	Petrol	177	03/15->	204PT

Engine	Information	S10	T10	T20 - T23	T22 - T25
All engines		7.0146		7.1245 T20	

ENGINE				
2.0	Petrol	184	02/17->	PT204

Engine	Information	S10	T10	T20 - T23	T22 - T25
All engines				7.1245 T20	

ENGINE				
2.0 AWD	Petrol	184	02/17->	PT204

Engine	Information	S10	T10	T20 - T23	T22 - T25
All engines				7.1245 T20	

ENGINE				
2.0 AWD	Petrol	221	06/17->	PT204

Engine	Information	S10	T10	T20 - T23	T22 - T25
All engines				7.1245 T20	

ENGINE				
2.0 D	Diesel	120	03/15->	204DTD

Engine	Information	S10	T10	T20 - T23	T22 - T25
All engines				7.1245 T20	





ENGINE				
2.0 D	Diesel	132	03/15->	204DTD

Engine	Information	S10	T10	T20 - T23	T22 - T25
All engines				7.1245 T20	

ENGINE				
2.0 D AWD	Diesel	132	10/15->	204DTD





Engine	Information	S10	T10	T20 - T23	T22 - T25
All engines				7.1245 T20	

S10 OIL PRESSURE WARNING LIGHT SWITCH	T10 REVERSING LIGHT SWITCH	T20 BRAKE LIGHT SWITCH
T22 SWITCH CLUTCH CONTROL (CRUISE CONTROL)	T23 SWITCH BRAKE ACTUATION (ENGINE TIMING)	T25 SWITCH CLUTCH CONTROL (ENGINE CONTROL)





Vehicle	alim.	kW	Date	Engine	FUNCTIONS ON THE VEHICLE			
					 S10	 T10	 T20 - T23	 T22 - T25
ENGINE								
2.0 D AWD	Diesel	177	02/17->	204DTA				
Engine					S10	T10	T20 - T23	T22 - T25
All engines							7.1245 T20	
ENGINE								
3.0 S	Petrol	250	03/15->	306PS				
Engine					S10	T10	T20 - T23	T22 - T25
All engines							7.1245 T20	
ENGINE								
3.0 S	Petrol	280	02/17->	306PS				
Engine					S10	T10	T20 - T23	T22 - T25
All engines							7.1245 T20	
XF								
ENGINE								
2.0	Petrol	147	03/17->	PT204				
Engine					S10	T10	T20 - T23	T22 - T25
All engines							7.1245 T20	
->ch. HCY24768, ->ch. HCY53241, ch. HCY24769 ->								
ENGINE								
2.0	Petrol	177	06/12->	204PT				
Engine					S10	T10	T20 - T23	T22 - T25
All engines					7.0146		7.1247 T20	
All engines							7.1245 T20	
->ch. HCY24768, ->ch. HCY53241, ch. HCY24769 ->								
ENGINE								
2.0	Petrol	184	03/17->	PT204				
Engine					S10	T10	T20 - T23	T22 - T25
All engines							7.1245 T20	
->ch. HCY24768, ->ch. HCY53241, ch. HCY24769 ->								
ENGINE								
2.0	Petrol	221	06/17->	PT204				
Engine					S10	T10	T20 - T23	T22 - T25
All engines							7.1245 T20	
->ch. HCY24768, ->ch. HCY53241, ch. HCY24769 ->								
ENGINE								
2.0 AWD	Petrol	184	03/17->	PT204				
Engine					S10	T10	T20 - T23	T22 - T25
All engines							7.1245 T20	
->ch. HCY24768, ->ch. HCY53241, ch. HCY24769 ->								
ENGINE								
2.0 AWD	Petrol	221	09/17->	PT204				
Engine					S10	T10	T20 - T23	T22 - T25
All engines							7.1245 T20	
->ch. HCY24768, ->ch. HCY53241, ch. HCY24769 ->								
ENGINE								
2.0 D	Diesel	120	05/15->	204DTD				
Engine					S10	T10	T20 - T23	T22 - T25
All engines							7.1245 T20	
->ch. HCY24768, ->ch. HCY53241, ch. HCY24769 ->								
ENGINE								
2.0 D	Diesel	132	05/15->	204DTD				
Engine					S10	T10	T20 - T23	T22 - T25
All engines							7.1245 T20	
->ch. HCY24768, ->ch. HCY53241, ch. HCY24769 ->								
ENGINE								
2.0 D	Diesel	177	03/17->	204DTA				
Engine					S10	T10	T20 - T23	T22 - T25
All engines							7.1245 T20	
->ch. HCY24768, ->ch. HCY53241, ch. HCY24769 ->								
ENGINE								
2.0 D AWD	Diesel	132	03/16->	204DTD				
Engine					S10	T10	T20 - T23	T22 - T25
All engines							7.1245 T20	
->ch. HCY24768, ->ch. HCY53241, ch. HCY24769 ->								
ENGINE								
2.0 D AWD	Diesel	177	03/17->	204DTA				
Engine					S10	T10	T20 - T23	T22 - T25
All engines							7.1245 T20	
->ch. HCY24768, ->ch. HCY53241, ch. HCY24769 ->								

S10 OIL PRESSURE WARNING LIGHT SWITCH	T10 REVERSING LIGHT SWITCH	T20 BRAKE LIGHT SWITCH
T22 SWITCH CLUTCH CONTROL (CRUISE CONTROL)	T23 SWITCH BRAKE ACTUATION (ENGINE TIMING)	T25 SWITCH CLUTCH CONTROL (ENGINE CONTROL)





FUNCTIONS ON THE VEHICLE

Vehicle	alim.	kW	Date	Engine	 S10	 T10	 T20 - T23	 T22 - T25
ENGINE								
2.2 D	Diesel	120	04/11-04/15	224DT				
ENGINE								
Engine	Information				S10	T10	T20 - T23	T22 - T25
All engines							7.1247 T20	
2.2 D	Diesel	140	05/11-04/15	224DT				
ENGINE								
Engine	Information				S10	T10	T20 - T23	T22 - T25
All engines							7.1247 T20	
2.2 D	Diesel	147	03/12-04/15	224DT				
ENGINE								
Engine	Information				S10	T10	T20 - T23	T22 - T25
All engines							7.1247 T20	
2.7 D	Diesel	152	03/08-04/15	AJD				
ENGINE								
Engine	Information				S10	T10	T20 - T23	T22 - T25
All engines							7.1247 T20	
3.0	Diesel	155	07/09-04/15	AJV6D				
ENGINE								
Engine	Information				S10	T10	T20 - T23	T22 - T25
All engines							7.1247 T20	
3.0	Petrol	175	03/08-04/15	AJ6WG				
ENGINE								
Engine	Information				S10	T10	T20 - T23	T22 - T25
All engines					7.0148		7.1247 T20	
3.0	Petrol	179	03/08-04/15	FB				
ENGINE								
Engine	Information				S10	T10	T20 - T23	T22 - T25
All engines					7.0148		7.1247 T20	
3.0	Petrol	250	03/12->	306PS, AJ 126				
ENGINE								
Engine	Information				S10	T10	T20 - T23	T22 - T25
Eng. AJ 126					7.0148			
Eng. 306PS	->ch. HCY24768, ->ch. HCY53241, ch. HCY24769 ->						7.1245 T20	
Eng. 306PS							7.1247 T20	
3.0	Petrol	280	05/15->	306PS				
ENGINE								
Engine	Information				S10	T10	T20 - T23	T22 - T25
All engines	->ch. HCY24768, ->ch. HCY53241, ch. HCY24769 ->						7.1245 T20	
3.0 AWD	Petrol	250	10/12->	306PS				
ENGINE								
Engine	Information				S10	T10	T20 - T23	T22 - T25
All engines	->ch. HCY24768, ->ch. HCY53241, ch. HCY24769 ->						7.1245 T20	
All engines							7.1247 T20	
3.0 AWD	Petrol	280	07/15->	306PS				
ENGINE								
Engine	Information				S10	T10	T20 - T23	T22 - T25
All engines	->ch. HCY24768, ->ch. HCY53241, ch. HCY24769 ->						7.1245 T20	
3.0 D	Diesel	177	03/09-04/15	306DT, AJV6D				
ENGINE								
Engine	Information				S10	T10	T20 - T23	T22 - T25
All engines							7.1247 T20	
3.0 D	Diesel	202	03/09-04/15	306DT, AJV6D				
ENGINE								
Engine	Information				S10	T10	T20 - T23	T22 - T25
All engines							7.1247 T20	
3.0 D	Diesel	221	05/15->	306DT				
ENGINE								
Engine	Information				S10	T10	T20 - T23	T22 - T25
All engines	->ch. HCY24768, ->ch. HCY53241, ch. HCY24769 ->						7.1245 T20	

S10	OIL PRESSURE WARNING LIGHT SWITCH	T10	REVERSING LIGHT SWITCH	T20	BRAKE LIGHT SWITCH
T22	SWITCH CLUTCH CONTROL (CRUISE CONTROL)	T23	SWITCH BRAKE ACTUATION (ENGINE TIMING)	T25	SWITCH CLUTCH CONTROL (ENGINE CONTROL)

				FUNCTIONS ON THE VEHICLE					
Vehicle	alim.	kW	Date	Engine	 S10	 T10	 T20 - T23	 T22 - T25	
ENGINE									
3.0 D AWD	Diesel	177	03/12->	AJV6D					
Engine					S10	T10	T20 - T23	T22 - T25	
All engines							7.1247 T20		
ENGINE									
4.2	Petrol	219	03/08-04/15	SV82G					
Engine					S10	T10	T20 - T23	T22 - T25	
All engines							7.1247 T20		
ENGINE									
4.2	Petrol	313	07/09->	SV8TS					
Engine					S10	T10	T20 - T23	T22 - T25	
All engines							7.1247 T20		
ENGINE									
4.2 Kompressor	Petrol	306	03/08-04/15	SV8TS					
Engine					S10	T10	T20 - T23	T22 - T25	
All engines							7.1247 T20		
ENGINE									
5.0	Petrol	283	03/09-04/15	508PN					
Engine					S10	T10	T20 - T23	T22 - T25	
All engines							7.1247 T20		
ENGINE									
5.0 Kompressor	Petrol	346	01/09-04/15	508PS					
Engine					S10	T10	T20 - T23	T22 - T25	
All engines							7.1247 T20		
ENGINE									
5.0 Kompressor	Petrol	375	03/09-04/15	508PS					
Engine					S10	T10	T20 - T23	T22 - T25	
All engines							7.1247 T20		
ENGINE									
5.0 Kompressor	Petrol	380	01/13-04/15	508PS					
Engine					S10	T10	T20 - T23	T22 - T25	
All engines							7.1247 T20		
ENGINE									
5.0 XFR-S	Petrol	405	10/12-04/15	508PS					
Engine					S10	T10	T20 - T23	T22 - T25	
All engines							7.1247 T20		
XJ									
ENGINE									
2.0	Petrol	177	05/12->	204PT					
Engine					S10	T10	T20 - T23	T22 - T25	
All engines					7.0146		7.1247 T20		
ENGINE									
3.0	Petrol	175	05/03->	AJ30FD, AJ6WG, AJ-V6					
Engine					S10	T10	T20 - T23	T22 - T25	
All engines					7.0148				
Eng. AJ-V6							7.1237 T20		
Eng. AJ6WG, AJ-V6							7.1247 T20		
ENGINE									
3.0	Petrol	179	04/04-01/07	AJ30FD, AJ-V6					
Engine					S10	T10	T20 - T23	T22 - T25	
All engines					7.0148				
Eng. AJ-V6							7.1237 T20		
Eng. AJ30FD							7.1237 T23		
ENGINE									
3.0	Petrol	250	03/12->	306PS					
Engine					S10	T10	T20 - T23	T22 - T25	
All engines							7.1247 T20		
ENGINE									
3.0 AWD	Petrol	250	10/12->	306PS					
Engine					S10	T10	T20 - T23	T22 - T25	
All engines							7.1247 T20		
S10	OIL PRESSURE WARNING LIGHT SWITCH			T10	REVERSING LIGHT SWITCH			T20	BRAKE LIGHT SWITCH
T22	SWITCH CLUTCH CONTROL (CRUISE CONTROL)			T23	SWITCH BRAKE ACTUATION (ENGINE TIMING)			T25	SWITCH CLUTCH CONTROL (ENGINE CONTROL)

FUNCTIONS ON THE VEHICLE

Vehicle	alim.	kW	Date	Engine	 S10	 T10	 T20 - T23	 T22 - T25
ENGINE								
3.0 D	Diesel	202	10/09-12/15	AJV6D				
ENGINE								
Engine	Information				S10	T10	T20 - T23	T22 - T25
All engines							7.1247 T20	
3.0 D	Diesel	221	04/15->	306DT				
ENGINE								
Engine	Information				S10	T10	T20 - T23	T22 - T25
All engines							7.1247 T20	
3.6	Petrol	136	10/86-08/89	9DPANA				
ENGINE								
Engine	Information				S10	T10	T20 - T23	T22 - T25
All engines					7.0027			
3.6	Petrol	146	01/88-05/91	9DPALA, 9DPANA				
ENGINE								
Engine	Information				S10	T10	T20 - T23	T22 - T25
All engines					7.0027			
3.6	Petrol	190	05/03-03/09	RG (AJ-V8)				
ENGINE								
Engine	Information				S10	T10	T20 - T23	T22 - T25
All engines	+cruise control						7.1237 T20	
4.0	Petrol	163	05/91-09/94	9EPCNA				
ENGINE								
Engine	Information				S10	T10	T20 - T23	T22 - T25
All engines					7.0027			
4.0	Petrol	171	07/94-03/96	9LPFRB				
ENGINE								
Engine	Information				S10	T10	T20 - T23	T22 - T25
All engines					7.0027			
4.2	Petrol	219	05/03-03/09	AJ8FT				
ENGINE								
Engine	Information				S10	T10	T20 - T23	T22 - T25
All engines	+cruise control						7.1237 T20	
4.2	Petrol	224	05/07-03/09	AJ8FR				
ENGINE								
Engine	Information				S10	T10	T20 - T23	T22 - T25
All engines							7.1237 T23	
5.0	Petrol	287	08/12->	508PN				
ENGINE								
Engine	Information				S10	T10	T20 - T23	T22 - T25
All engines							7.1247 T20	
5.0 R575	Petrol	423	07/17->	508PS				
ENGINE								
Engine	Information				S10	T10	T20 - T23	T22 - T25
All engines							7.1247 T20	
5.0 V8	Petrol	283	10/09->	508PN				
ENGINE								
Engine	Information				S10	T10	T20 - T23	T22 - T25
All engines							7.1247 T20	
5.0 V8	Petrol	346	10/09->	508PS				
ENGINE								
Engine	Information				S10	T10	T20 - T23	T22 - T25
All engines							7.1247 T20	
5.0 V8	Petrol	375	10/09->	508PS				
ENGINE								
Engine	Information				S10	T10	T20 - T23	T22 - T25
All engines							7.1247 T20	
5.0 V8	Petrol	405	06/13->	508PS				
ENGINE								
Engine	Information				S10	T10	T20 - T23	T22 - T25
All engines							7.1247 T20	

S10 OIL PRESSURE WARNING LIGHT SWITCH	T10 REVERSING LIGHT SWITCH	T20 BRAKE LIGHT SWITCH
T22 SWITCH CLUTCH CONTROL (CRUISE CONTROL)	T23 SWITCH BRAKE ACTUATION (ENGINE TIMING)	T25 SWITCH CLUTCH CONTROL (ENGINE CONTROL)

Vehicle	alim.	kW	Date	Engine	FUNCTIONS ON THE VEHICLE			
					S10	T10	T20 - T23	T22 - T25
ENGINE								
5.3	Petrol	207	05/91-08/93	8S (92-93)				
Engine Information					S10	T10	T20 - T23	T22 - T25
All engines					7.0027			
ENGINE								
6.3.6	Petrol	145	10/86-08/89	9DPANA				
Engine Information					S10	T10	T20 - T23	T22 - T25
All engines					7.0027			
ENGINE								
6.3.6	Petrol	156	10/86-08/89	9DPANA, AJ 6 (3.6, 156KW)				
Engine Information					S10	T10	T20 - T23	T22 - T25
All engines					7.0027			
ENGINE								
6.0	Petrol	222	05/93-03/96	8D				
Engine Information					S10	T10	T20 - T23	T22 - T25
All engines					7.0027			
ENGINE								
D.2.7	Diesel	152	10/05-03/09	AJD				
Engine Information					S10	T10	T20 - T23	T22 - T25
All engines							7.1237 T20	
ENGINE								
R 4.2	Petrol	291	03/03-03/09	AJ8FT				
Engine Information					S10	T10	T20 - T23	T22 - T25
All engines							7.1237 T23	
XJSC								
ENGINE								
3.6	Petrol	136	08/87-05/91	9DPANA				
Engine Information					S10	T10	T20 - T23	T22 - T25
All engines					7.0027			
ENGINE								
3.6	Petrol	146	10/87-02/91	9DPALA, 9DPANA				
Engine Information					S10	T10	T20 - T23	T22 - T25
All engines					7.0027			
ENGINE								
4.0	Petrol	163	05/91-09/94	9EPCNA				
Engine Information					S10	T10	T20 - T23	T22 - T25
All engines					7.0027			
ENGINE								
4.0	Petrol	171	07/94-03/96	9LPFRB				
Engine Information					S10	T10	T20 - T23	T22 - T25
All engines					7.0027			
ENGINE								
5.3	Petrol	207	05/91-08/93	8S (92-93)				
Engine Information					S10	T10	T20 - T23	T22 - T25
All engines					7.0027			
ENGINE								
6.0	Petrol	222	05/93-03/96	8D				
Engine Information					S10	T10	T20 - T23	T22 - T25
All engines					7.0027			
XK								
ENGINE								
3.6	Petrol	190	07/07-07/14	AJ8NG, RG (AJ-V8)				
Engine Information					S10	T10	T20 - T23	T22 - T25
All engines							7.1247 T20	
ENGINE								
4.2	Petrol	291	09/07-12/09	AJ8T24C				
Engine Information					S10	T10	T20 - T23	T22 - T25
All engines							7.1247 T20	

S10	OIL PRESSURE WARNING LIGHT SWITCH	T10	REVERSING LIGHT SWITCH	T20	BRAKE LIGHT SWITCH
T22	SWITCH CLUTCH CONTROL (CRUISE CONTROL)	T23	SWITCH BRAKE ACTUATION (ENGINE TIMING)	T25	SWITCH CLUTCH CONTROL (ENGINE CONTROL)

Vehicle	alim.	kW	Date	Engine	 S10	 T10	 T20 - T23	 T22 - T25
---------	-------	----	------	--------	---	---	--	---

ENGINE				
4.2 XK8	Petrol	219	03/06-07/14	AJ8FT, AJ8N21B

Engine	Information	S10	T10	T20 - T23	T22 - T25
All engines				7.1247 T20	

ENGINE				
4.2 XKR	Petrol	291	03/06-07/14	AJ8FT, AJ8T24C

Engine	Information	S10	T10	T20 - T23	T22 - T25
All engines				7.1247 T20	

ENGINE				
4.2 XKR	Petrol	306	03/06-07/14	AJ8T24R, SV8TS

Engine	Information	S10	T10	T20 - T23	T22 - T25
All engines				7.1247 T20	

ENGINE				
4.2 XKR	Petrol	313	08/06-07/14	SV8TS

Engine	Information	S10	T10	T20 - T23	T22 - T25
All engines				7.1247 T20	

ENGINE				
5.0 V8	Petrol	283	01/09-07/14	508PN

Engine	Information	S10	T10	T20 - T23	T22 - T25
All engines	ch. B16066 ->			7.1247 T20	

ENGINE				
5.0 XKR	Petrol	375	01/09-07/14	508PS

Engine	Information	S10	T10	T20 - T23	T22 - T25
All engines				7.1247 T20	

ENGINE				
5.0 XKR-S	Petrol	405	01/11-07/14	508PS

Engine	Information	S10	T10	T20 - T23	T22 - T25
All engines				7.1247 T20	

XK SERIE			
----------	--	--	--

ENGINE				
4.2 [ExtraEU]	Petrol	224	09/06-07/14	AJ8N21B

Engine	Information	S10	T10	T20 - T23	T22 - T25
All engines				7.1247 T20	

ENGINE				
5.0 Supercharged	Petrol	375	01/09-07/14	508PS

Engine	Information	S10	T10	T20 - T23	T22 - T25
All engines				7.1247 T20	

ENGINE				
5.0 Supercharged	Petrol	405	01/11-03/15	508PS

Engine	Information	S10	T10	T20 - T23	T22 - T25
All engines				7.1247 T20	

X-TYPE			
--------	--	--	--

ENGINE				
2.0 D	Diesel	96	07/03-12/09	LJ46B, R4-X404

Engine	Information	S10	T10	T20 - T23	T22 - T25
All engines		7.0145			
All engines	->ch. E92414, ch. E92415 ->		7.6242		
All engines	->ch. J02540, COL:black			7.1111 T20	
Eng. R4-X404	COL:green			7.1137 T20	
All engines	ch. J02541 ->, ch. J19643 ->, COL:black			7.1231 T20	
Eng. R4-X404	+cruise control			7.1237 T20	
Eng. LJ46B	COL:green				7.1137 T25
Eng. R4-X404	pole nr. 4				7.1140 T22
All engines	COL:brown, pole nr. 2				7.1171 T22

ENGINE				
2.1 V6	Petrol	115	03/02-11/09	AJNYB, YB (AJ-V6)

Engine	Information	S10	T10	T20 - T23	T22 - T25
All engines		7.0148			
All engines	->ch. E92414, ch. E92415 ->		7.6242		
All engines	->ch. J02540, COL:black			7.1111 T20	
Eng. YB (AJ-V6)	COL:green			7.1137 T20	
All engines	ch. J02541 ->, ch. J19643 ->, COL:black			7.1231 T20	

S10 OIL PRESSURE WARNING LIGHT SWITCH	T10 REVERSING LIGHT SWITCH	T20 BRAKE LIGHT SWITCH
T22 SWITCH CLUTCH CONTROL (CRUISE CONTROL)	T23 SWITCH BRAKE ACTUATION (ENGINE TIMING)	T25 SWITCH CLUTCH CONTROL (ENGINE CONTROL)

FUNCTIONS ON THE VEHICLE

Vehicle	alim.	kW	Date	Engine	 S10	 T10	 T20 - T23	 T22 - T25
---------	-------	----	------	--------	---	---	--	---

ENGINE				
2.1 V6	Petrol	115	03/02-11/09	AJNYB, YB (AJ-V6)

Engine	Information	S10	T10	T20 - T23	T22 - T25
Eng. YB (AJ-V6)	+cruise control			7.1237 T20	
Eng. AJNYB	COL:green				7.1137 T25

ENGINE				
2.2 D	Diesel	107	01/07-12/09	LJ46G

Engine	Information	S10	T10	T20 - T23	T22 - T25
All engines		7.0145			
All engines	->ch. E92414, ch. E92415 ->		7.6242		
All engines	->ch. J02540, COL:black			7.1111 T20	
All engines	ch. J02541 ->			7.1231 T20	
All engines	COL:green				7.1137 T25
All engines	COL:brown				7.1171 T22

ENGINE				
2.2 D	Diesel	110	10/05-12/09	LJ46G

Engine	Information	S10	T10	T20 - T23	T22 - T25
All engines		7.0145			
All engines	->ch. E92414, ch. E92415 ->		7.6242		
All engines	->ch. J02540, COL:black			7.1111 T20	
All engines	ch. J02541 ->			7.1231 T20	
All engines	COL:green				7.1137 T25
All engines	COL:brown				7.1171 T22

ENGINE				
2.2 D	Diesel	114	10/05-12/09	LJ46G

Engine	Information	S10	T10	T20 - T23	T22 - T25
All engines		7.0145			
All engines	->ch. E92414, ch. E92415 ->		7.6242		
All engines	->ch. J02540, COL:black			7.1111 T20	
All engines	ch. J02541 ->			7.1231 T20	
All engines	COL:green				7.1137 T25
All engines	COL:brown				7.1171 T22

ENGINE				
2.5	Petrol	144	02/04-12/09	AJMXB, XB (AJ-V6)

Engine	Information	S10	T10	T20 - T23	T22 - T25
All engines		7.0148			
All engines	->ch. E92414, ch. E92415 ->		7.6242		
All engines	->ch. J02540, COL:black			7.1111 T20	
Eng. XB (AJ-V6)	COL:green			7.1137 T20	
All engines	ch. J02541 ->, ch. J19643 ->, COL:black			7.1231 T20	
Eng. XB (AJ-V6)	+cruise control			7.1237 T20	
Eng. AJMXB	COL:green				7.1137 T25

ENGINE				
2.5 V6 Trazione integrale	Petrol	144	06/01-11/09	AJMXB, XB (AJ-V6)


Engine	Information	S10	T10	T20 - T23	T22 - T25
All engines		7.0148			
All engines	->ch. E92414, ch. E92415 ->		7.6242		
All engines	->ch. J02540, COL:black			7.1111 T20	
Eng. XB (AJ-V6)	COL:green			7.1137 T20	
All engines	ch. J02541 ->, ch. J19643 ->, COL:black			7.1231 T20	
Eng. XB (AJ-V6)	+cruise control			7.1237 T20	
Eng. AJMXB	COL:green				7.1137 T25

ENGINE				
3.0	Petrol	169	02/04-12/09	AJLWB, AJ-V6

Engine	Information	S10	T10	T20 - T23	T22 - T25
All engines		7.0148			
All engines	->ch. E92414, ch. E92415 ->		7.6242		
All engines	->ch. J02540, COL:black			7.1111 T20	
Eng. AJ-V6	COL:green			7.1137 T20	
All engines	ch. J02541 ->, ch. J19643 ->, COL:black			7.1231 T20	
Eng. AJ-V6	+cruise control			7.1237 T20	
Eng. AJLWB	COL:green				7.1137 T25

S10 OIL PRESSURE WARNING LIGHT SWITCH	T10 REVERSING LIGHT SWITCH	T20 BRAKE LIGHT SWITCH
T22 SWITCH CLUTCH CONTROL (CRUISE CONTROL)	T23 SWITCH BRAKE ACTUATION (ENGINE TIMING)	T25 SWITCH CLUTCH CONTROL (ENGINE CONTROL)





FUNCTIONS ON THE VEHICLE

Vehicle	alim.	kW	Date	Engine				
					S10	T10	T20 - T23	T22 - T25

				ENGINE
3.0 Trazione integrale	Petrol	169	09/02-12/08	AJ-V6

Engine	Information	S10	T10	T20 - T23	T22 - T25
All engines		7.0148	7.6242		
All engines	->ch. J02540, COL:black			7.1111 T20	
All engines	COL:green			7.1137 T20	
All engines	ch. J19643 ->, COL:black			7.1231 T20	
All engines	+cruise control			7.1237 T20	

S10	OIL PRESSURE WARNING LIGHT SWITCH	T10	REVERSING LIGHT SWITCH	T20	BRAKE LIGHT SWITCH
T22	SWITCH CLUTCH CONTROL (CRUISE CONTROL)	T23	SWITCH BRAKE ACTUATION (ENGINE TIMING)	T25	SWITCH CLUTCH CONTROL (ENGINE CONTROL)

				FUNCTIONS ON THE VEHICLE				
Vehicle	alim.	kW	Date	Engine	 S10	 T10	 T20 - T23	 T22 - T25

CHEROKEE V

				ENGINE
2.0 CRD 4x4	Diesel	125	04/14->	EBT

Engine	Information	S10	T10	T20 - T23	T22 - T25
All engines			7.6196		

				ENGINE
2.2 CRD 4x4	Diesel	136	08/15->	LAU 61

Engine	Information	S10	T10	T20 - T23	T22 - T25
All engines	no specific info conc. application available	7.0096			
All engines	COL:blue	7.0163			
All engines			7.6196		

				ENGINE
2.2 CRD 4x4	Diesel	147	08/15->	LAU 61

Engine	Information	S10	T10	T20 - T23	T22 - T25
All engines	no specific info conc. application available	7.0096			
All engines	COL:blue	7.0163			
All engines			7.6196		

				ENGINE
2.4	Petrol	130	11/13->	ED6

Engine	Information	S10	T10	T20 - T23	T22 - T25
All engines			7.6196		

				ENGINE
2.4 4x4	Petrol	130	11/13->	ED6

Engine	Information	S10	T10	T20 - T23	T22 - T25
All engines			7.6196		

COMPASS

				ENGINE
1.4 MultiAir	Petrol	103	03/17->	EAQ(55263624)

Engine	Information	S10	T10	T20 - T23	T22 - T25
All engines			7.6196		

				ENGINE
1.6 CRD	Diesel	88	03/17->	EJJ(55260384)

Engine	Information	S10	T10	T20 - T23	T22 - T25
All engines	thread M14 X 1.5	7.0096			
All engines	thread M10 X 1	7.0163			
All engines			7.6196		

				ENGINE
2.0 CRD	Diesel	103	08/06->	ECD, ECE

Engine	Information	S10	T10	T20 - T23	T22 - T25
All engines		7.0132			

				ENGINE
2.0 CRD 4x4	Diesel	103	09/06->	EBS(55263087), ECD, ECE

Engine	Information	S10	T10	T20 - T23	T22 - T25
Eng. ECD, ECE		7.0132			
Eng. EBS(55263087)	thread M10 X 1	7.0163			
Eng. EBS(55263087)			7.6196		

				ENGINE
2.0 CRD 4x4	Diesel	125	12/16->	EBS(55263088)

Engine	Information	S10	T10	T20 - T23	T22 - T25
All engines	thread M10 X 1	7.0163			

				ENGINE
2.0 CRD 4x4	Diesel	88	02/07->	ECD

Engine	Information	S10	T10	T20 - T23	T22 - T25
All engines		7.0132			

GRAND CHEROKEE

				ENGINE
3.0 CRD	Diesel	179	09/13->	EXF

Engine	Information	S10	T10	T20 - T23	T22 - T25
All engines		7.0141			

S10 OIL PRESSURE WARNING LIGHT SWITCH	T10 REVERSING LIGHT SWITCH	T20 BRAKE LIGHT SWITCH
T22 SWITCH CLUTCH CONTROL (CRUISE CONTROL)	T23 SWITCH BRAKE ACTUATION (ENGINE TIMING)	T25 SWITCH CLUTCH CONTROL (ENGINE CONTROL)

FUNCTIONS ON THE VEHICLE

Vehicle	alim.	kW	Date	Engine	 S10	 T10	 T20 - T23	 T22 - T25
---------	-------	----	------	--------	---	---	--	---

ENGINE

3.0 CRD V6 4x4	Diesel	140	02/11->	EXF				
Engine	Information				S10	T10	T20 - T23	T22 - T25
All engines					7.0141			

ENGINE

3.0 CRD V6 4x4	Diesel	177	02/11->	EXF				
Engine	Information				S10	T10	T20 - T23	T22 - T25
All engines					7.0141			

PATRIOT

ENGINE

2.0 CRD	Diesel	103	02/07->	ECD, ECE				
Engine	Information				S10	T10	T20 - T23	T22 - T25
All engines					7.0132			

ENGINE

2.0 CRD 4x4	Diesel	103	02/07->	ECD, ECE				
Engine	Information				S10	T10	T20 - T23	T22 - T25
All engines					7.0132			

ENGINE

2.0 CRD 4x4	Diesel	88	02/07->	ECD				
Engine	Information				S10	T10	T20 - T23	T22 - T25
All engines					7.0132			

RENEGADE

ENGINE

1.0 T-GDi	Petrol	88	08/18->	55282151				
Engine	Information				S10	T10	T20 - T23	T22 - T25
All engines						7.6196		

ENGINE

1.4	Petrol	100	01/16->	55263624				
Engine	Information				S10	T10	T20 - T23	T22 - T25
All engines	COL:black, switch press. 0.30-0.60 bar				7.0096			
All engines							7.1247	T20

ENGINE

1.4	Petrol	103	07/14->	EAM, EAM(55263624)				
Engine	Information				S10	T10	T20 - T23	T22 - T25
All engines	COL:black, switch press. 0.30-0.60 bar				7.0096			
All engines						7.6196	7.1247	T20

ENGINE

1.4 4x4	Petrol	125	07/14->	EAM, EAM(55263623)				
Engine	Information				S10	T10	T20 - T23	T22 - T25
All engines	COL:black, switch press. 0.30-0.60 bar				7.0096			
Eng. EAM						7.6196		
All engines							7.1247	T20

ENGINE

1.6	Petrol	81	07/14->	EJH, EJH(55263842)				
Engine	Information				S10	T10	T20 - T23	T22 - T25
Eng. EJH(55263842)	COL:black, switch press. 0.30-0.60 bar				7.0096			
Eng. EJH						7.6067		
All engines							7.1247	T20

ENGINE





1.6 CRD	Diesel	70	11/16->	EJJ(55260384)				
Engine	Information				S10	T10	T20 - T23	T22 - T25
All engines	COL:black, FP Upper, switch press. 0.30-0.60 bar				7.0096			
All engines	FP Lower, UFI				7.0163			
All engines						7.6196	7.1247	T20

ENGINE

1.6 CRD	Diesel	88	07/14->	EJK, EJK(55263113)				
Engine	Information				S10	T10	T20 - T23	T22 - T25
All engines	COL:black, switch press. 0.30-0.60 bar				7.0096			
All engines	COL:blue, UFI				7.0163			
All engines						7.6196	7.1247	T20

S10 OIL PRESSURE WARNING LIGHT SWITCH	T10 REVERSING LIGHT SWITCH	T20 BRAKE LIGHT SWITCH
T22 SWITCH CLUTCH CONTROL (CRUISE CONTROL)	T23 SWITCH BRAKE ACTUATION (ENGINE TIMING)	T25 SWITCH CLUTCH CONTROL (ENGINE CONTROL)

FUNCTIONS ON THE VEHICLE

Vehicle	alim.	kW	Date	Engine	 S10	 T10	 T20 - T23	 T22 - T25
---------	-------	----	------	--------	---	---	--	---

ENGINE				
2.0 CRD 4x4	Diesel	103	07/14->	EBT, EBT(55263087), EBT(55263088)

Engine	Information	S10	T10	T20 - T23	T22 - T25
All engines	COL:black, FP Upper, switch press. 0.30-0.60 bar	7.0096			
All engines	COL:blue, FP Lower, UFI	7.0163			
All engines			7.6196	7.1247	T20

ENGINE				
2.0 CRD 4x4	Diesel	125	07/14->	55263088, EBT, EBT(55263088)

Engine	Information	S10	T10	T20 - T23	T22 - T25
Eng. 55263088, EBT	COL:black	7.0096			
All engines	COL:blue, FP Upper	7.0163			
Eng. 55263088, EBT			7.6196		
All engines				7.1247	T20

ENGINE				
2.0 CRD 4x4	Diesel	88	07/14->	EBT, EBT(55263087)

Engine	Information	S10	T10	T20 - T23	T22 - T25
All engines	COL:black, switch press. 0.30-0.60 bar	7.0096			
Eng. EBT	COL:blue	7.0163			
All engines			7.6196	7.1247	T20

ENGINE				
2.4	Petrol	129	09/15->	ED6

Engine	Information	S10	T10	T20 - T23	T22 - T25
All engines				7.1247	T20

ENGINE				
2.4 4x4	Petrol	129	09/15->	ED6

Engine	Information	S10	T10	T20 - T23	T22 - T25
All engines				7.1247	T20

WRANGLER

ENGINE				
2.5	Petrol	89	12/91-08/96	EPE

Engine	Information	S10	T10	T20 - T23	T22 - T25
All engines	pole nr. 2, with cable		7.6103		

ENGINE				
2.8 CRD	Diesel	130	04/07->	ENS

Engine	Information	S10	T10	T20 - T23	T22 - T25
All engines			7.6339		

ENGINE				
2.8 CRD	Diesel	147	11/10->	ENS

Engine	Information	S10	T10	T20 - T23	T22 - T25
All engines			7.6339		

ENGINE				
3.0 V6	Petrol	0	04/07->	--

Engine	Information	S10	T10	T20 - T23	T22 - T25
All engines			7.6339		

ENGINE				
4.0	Petrol	131	12/91-08/96	ERH

Engine	Information	S10	T10	T20 - T23	T22 - T25
All engines	pole nr. 2, with cable		7.6103		

S10	OIL PRESSURE WARNING LIGHT SWITCH	T10	REVERSING LIGHT SWITCH	T20	BRAKE LIGHT SWITCH
T22	SWITCH CLUTCH CONTROL (CRUISE CONTROL)	T23	SWITCH BRAKE ACTUATION (ENGINE TIMING)	T25	SWITCH CLUTCH CONTROL (ENGINE CONTROL)

FUNCTIONS ON THE VEHICLE

Vehicle	alim.	kW	Date	Engine	 S10	 T10	 T20 - T23	 T22 - T25
---------	-------	----	------	--------	---	---	--	---

AVELLA

ENGINE
1.3 Petrol 55 11/95-12/01 B3

Engine	Information	S10	T10	T20 - T23	T22 - T25
All engines		7.0035	7.6206	7.1017 T20	

ENGINE
1.5 Petrol 55 02/97-12/01 --

Engine	Information	S10	T10	T20 - T23	T22 - T25
All engines		7.0035	7.6206	7.1017 T20	

BESTA

ENGINE
2.2 D Diesel 48 02/96-12/03 R2

Engine	Information	S10	T10	T20 - T23	T22 - T25
All engines		7.0016		7.1017 T20	

BONGO IV

ENGINE
2.4 TDCi Diesel 69 10/03-> D4BH

Engine	Information	S10	T10	T20 - T23	T22 - T25
All engines	COL:black	7.0195			
All engines	Conn. nr. 4			7.1294 T20	

ENGINE
2.5 CRDi Diesel 98 01/12-> D4CB

Engine	Information	S10	T10	T20 - T23	T22 - T25
All engines	COL:black	7.0195			
All engines	Conn. nr. 4, without cable		7.6327		
All engines	Conn. nr. 4			7.1294 T20	
All engines	version 1				7.1297 T22

ENGINE
2.5 Tci Diesel 0 11/06-> 4D56 (8V)

Engine	Information	S10	T10	T20 - T23	T22 - T25
All engines		7.0195		7.1300 T20	
All engines	with control switch		7.6318		

ENGINE
2.9 CRDi Diesel 0 04/07-> J3

Engine	Information	S10	T10	T20 - T23	T22 - T25
All engines		7.0195	7.6309		7.1297 T22
All engines	with control switch		7.6318		
All engines	pole nr. 4			7.1294 T20	
All engines	pole nr. 2			7.1300 T20	

ENGINE
2.9 TDiC Diesel 90 10/03-> HJ3

Engine	Information	S10	T10	T20 - T23	T22 - T25
All engines	COL:black	7.0195			
All engines	Conn. nr. 4, without cable		7.6327		
All engines	Conn. nr. 4			7.1294 T20	

ENGINE
2.9 TDiC 4WD Diesel 90 10/03-> HJ3

Engine	Information	S10	T10	T20 - T23	T22 - T25
All engines	COL:black	7.0195			
All engines	Conn. nr. 4, without cable		7.6327		
All engines	Conn. nr. 4			7.1294 T20	

BORREGO

ENGINE
3.0 CRDi 4WD Diesel 184 11/07-> G6EN



Engine	Information	S10	T10	T20 - T23	T22 - T25
All engines	COL:black	7.0195			
All engines	Conn. nr. 4			7.1294 T20	

ENGINE
3.8 Petrol 202 06/08-12/13 --

Engine	Information	S10	T10	T20 - T23	T22 - T25
All engines		7.0195		7.1294 T20	

S10 OIL PRESSURE WARNING LIGHT SWITCH	T10 REVERSING LIGHT SWITCH	T20 BRAKE LIGHT SWITCH
T22 SWITCH CLUTCH CONTROL (CRUISE CONTROL)	T23 SWITCH BRAKE ACTUATION (ENGINE TIMING)	T25 SWITCH CLUTCH CONTROL (ENGINE CONTROL)

FUNCTIONS ON THE VEHICLE

Vehicle	alim.	kW	Date	Engine	 S10	 T10	 T20 - T23	 T22 - T25
---------	-------	----	------	--------	---	---	--	---

				ENGINE
3.8 4WD	Petrol	202	06/08->	G6RB

Engine	Information	S10	T10	T20 - T23	T22 - T25
All engines	COL:black	7.0195			
All engines	Conn. nr. 4			7.1294 T20	

				ENGINE
4.6	Petrol	250	09/08-12/11	G8BA

Engine	Information	S10	T10	T20 - T23	T22 - T25
All engines		7.0195		7.1294 T20	

				ENGINE
3.5 CVT	Petrol	213	01/10->	G6DC

Engine	Information	S10	T10	T20 - T23	T22 - T25
All engines		7.0195			

				ENGINE
1.8 [ExtraEU]	Petrol	93	03/00-08/06	TB

Engine	Information	S10	T10	T20 - T23	T22 - T25
All engines	COL:milk white, spanner size 24, switch press. 0.2 bar	7.0035			
All engines				7.1017 T20	

				ENGINE
1.8 i	Petrol	81	11/00-07/02	T8, T8D

Engine	Information	S10	T10	T20 - T23	T22 - T25
All engines	COL:milk white, spanner size 24, switch press. 0.2 bar	7.0035			
All engines				7.1017 T20	

				ENGINE
1.8 i 16V	Petrol	81	03/00-05/02	T8D

Engine	Information	S10	T10	T20 - T23	T22 - T25
All engines	COL:milk white, spanner size 24, switch press. 0.2 bar	7.0035			
All engines				7.1017 T20	

				ENGINE
1.6	Petrol	77	07/02->	GA6D

Engine	Information	S10	T10	T20 - T23	T22 - T25
All engines	COL:milk white, spanner size 24, switch press. 0.2 bar	7.0035			
All engines			7.6309	7.1017 T20	

				ENGINE
1.8	Petrol	93	07/02->	TB

Engine	Information	S10	T10	T20 - T23	T22 - T25
All engines	COL:milk white, spanner size 24, switch press. 0.2 bar	7.0035			
All engines				7.1017 T20	

				ENGINE
2.0 CRDi	Diesel	103	11/05->	D4EA

Engine	Information	S10	T10	T20 - T23	T22 - T25
All engines	COL:black	7.0195			
All engines	Conn. nr. 4, without cable		7.6327		
All engines				7.1044 T20	

				ENGINE
2.0 CRDi	Diesel	83	07/02->	D4EA


Engine	Information	S10	T10	T20 - T23	T22 - T25
All engines	COL:black	7.0195			
All engines	Conn. nr. 4, without cable		7.6327		
All engines				7.1044 T20	

				ENGINE
2.0 CVT	Petrol	102	08/04->	G4GC

Engine	Information	S10	T10	T20 - T23	T22 - T25
All engines		7.0017		7.1044 T20	
All engines	Conn. nr. 4, without cable		7.6327		

S10 OIL PRESSURE WARNING LIGHT SWITCH	T10 REVERSING LIGHT SWITCH	T20 BRAKE LIGHT SWITCH
T22 SWITCH CLUTCH CONTROL (CRUISE CONTROL)	T23 SWITCH BRAKE ACTUATION (ENGINE TIMING)	T25 SWITCH CLUTCH CONTROL (ENGINE CONTROL)

FUNCTIONS ON THE VEHICLE

Vehicle	alim.	kW	Date	Engine	 S10	 T10	 T20 - T23	 T22 - T25
---------	-------	----	------	--------	---	---	--	---

CARENS III

				ENGINE
1.6 CRDi 110	Diesel	85	10/10->	D4FB

Engine	Information	S10	T10	T20 - T23	T22 - T25
All engines	COL:black	7.0195			
All engines	Conn. nr. 4, without cable		7.6327		
All engines	Conn. nr. 4			7.1294 T20	
All engines	with cable				7.1289 T25
All engines					7.1297 T22

				ENGINE
1.6 CRDi 128	Diesel	94	10/10->	D4FB

Engine	Information	S10	T10	T20 - T23	T22 - T25
All engines	COL:black	7.0195			
All engines	Conn. nr. 4, without cable		7.6327		
All engines	Conn. nr. 4			7.1294 T20	
All engines	with cable				7.1289 T25
All engines	LHD				7.1297 T22
All engines	RHD				7.1298 T22

				ENGINE
1.6 CVT	Petrol	93	10/10->	G4FC

Engine	Information	S10	T10	T20 - T23	T22 - T25
All engines	COL:black	7.0195			
All engines	Conn. nr. 4, without cable		7.6327		
All engines	Conn. nr. 4			7.1294 T20	
All engines					7.1289 T22

				ENGINE
1.6 CVT	Petrol	97	08/09->	G4FC

Engine	Information	S10	T10	T20 - T23	T22 - T25
All engines	COL:black	7.0195			
All engines	Conn. nr. 4, without cable		7.6327		
All engines	Conn. nr. 4			7.1294 T20	
All engines					7.1289 T22

				ENGINE
2.0 CRDi 115	Diesel	85	05/07->	D4EA

Engine	Information	S10	T10	T20 - T23	T22 - T25
All engines	COL:black	7.0195			
All engines	Conn. nr. 4, without cable		7.6327		
All engines	Conn. nr. 4			7.1294 T20	

				ENGINE
2.0 CRDi 135	Diesel	100	08/09->	D4EA

Engine	Information	S10	T10	T20 - T23	T22 - T25
All engines	COL:black	7.0195			
All engines	Conn. nr. 4, without cable		7.6327		
All engines	Conn. nr. 4			7.1294 T20	

				ENGINE
2.0 CRDi 140	Diesel	103	09/06->	D4EA

Engine	Information	S10	T10	T20 - T23	T22 - T25
All engines	COL:black	7.0195			
All engines	Conn. nr. 4, without cable		7.6327		
All engines	Conn. nr. 4			7.1294 T20	
All engines	L= 150 mm, see connection type				7.1289 T22
All engines	L= 140 mm, see connection type				7.1297 T22
All engines	L= 250 mm, see connection type				7.1298 T22

				ENGINE
2.0 CVT	Petrol	106	09/06->	G4KA

Engine	Information	S10	T10	T20 - T23	T22 - T25
All engines	COL:black	7.0195			
All engines	Conn. nr. 4, without cable		7.6327		
All engines	Conn. nr. 4			7.1294 T20	
All engines					7.1289 T22

S10 OIL PRESSURE WARNING LIGHT SWITCH	T10 REVERSING LIGHT SWITCH	T20 BRAKE LIGHT SWITCH
T22 SWITCH CLUTCH CONTROL (CRUISE CONTROL)	T23 SWITCH BRAKE ACTUATION (ENGINE TIMING)	T25 SWITCH CLUTCH CONTROL (ENGINE CONTROL)

FUNCTIONS ON THE VEHICLE

Vehicle	alim.	kW	Date	Engine	 S10	 T10	 T20 - T23	 T22 - T25
---------	-------	----	------	--------	---	---	--	---

CARENS IV

				ENGINE
1.6 GDi	Petrol	99	03/13->	G4FD

Engine	Information	S10	T10	T20 - T23	T22 - T25
All engines	COL:black	7.0195			
All engines	Conn. nr. 4, without cable		7.6327		
All engines	LHD, with cable				7.1289 T25
All engines					7.1297 T22
All engines	RHD, with cable				7.1302 T25

				ENGINE
1.7 CRDi	Diesel	100	03/13->	D4FD

Engine	Information	S10	T10	T20 - T23	T22 - T25
All engines	COL:black	7.0195			
All engines	LHD, with cable				7.1289 T25
All engines					7.1297 T22
All engines	RHD, with cable				7.1302 T25

				ENGINE
1.7 CRDi	Diesel	104	07/15->	D4FD

Engine	Information	S10	T10	T20 - T23	T22 - T25
All engines	COL:black	7.0195			
All engines			7.6309		7.1297 T22
All engines	Conn. nr. 4, without cable		7.6327		
All engines	with cable				7.1289 T25

				ENGINE
1.7 CRDi	Diesel	85	03/13->	D4FD

Engine	Information	S10	T10	T20 - T23	T22 - T25
All engines	COL:black	7.0195			
All engines	LHD, with cable				7.1289 T25
All engines					7.1297 T22
All engines	RHD, with cable				7.1302 T25

				ENGINE
2.0 GDi	Petrol	122	03/13->	G4NC

Engine	Information	S10	T10	T20 - T23	T22 - T25
All engines	Conn. nr. 4, without cable		7.6327		
All engines	LHD, with cable				7.1289 T25
All engines					7.1297 T22
All engines	RHD, with cable				7.1302 T25

				ENGINE
2.0 GDi	Petrol	130	03/13->	G4NC

Engine	Information	S10	T10	T20 - T23	T22 - T25
All engines	COL:black	7.0195			
All engines	Conn. nr. 4, without cable		7.6327		
All engines	with cable				7.1289 T22
All engines					7.1297 T25

CARNIVAL I

				ENGINE
2.5 V6	Petrol	110	10/01-06/06	K5, KV6

Engine	Information	S10	T10	T20 - T23	T22 - T25
All engines	01/06/02 ->, 02/05/02 ->	7.0017			
All engines	-> 01/05/02, -> 02/05/02, COL:milk white, spanner size 24, switch press. 0.2 bar	7.0035			
Eng. K5	-> 08/11/01		7.6229		
Eng. K5	08/11/01 ->		7.6309		
Eng. KV6	Conn. nr. 4, without cable		7.6327		
All engines				7.1044	T20

				ENGINE
2.5 V6	Petrol	121	08/99-10/01	KRV6, KV6

Engine	Information	S10	T10	T20 - T23	T22 - T25
All engines	COL:milk white, spanner size 24, switch press. 0.2 bar	7.0035			
All engines			7.6229	7.1017	T20

S10 OIL PRESSURE WARNING LIGHT SWITCH	T10 REVERSING LIGHT SWITCH	T20 BRAKE LIGHT SWITCH
T22 SWITCH CLUTCH CONTROL (CRUISE CONTROL)	T23 SWITCH BRAKE ACTUATION (ENGINE TIMING)	T25 SWITCH CLUTCH CONTROL (ENGINE CONTROL)

FUNCTIONS ON THE VEHICLE

Vehicle	alim.	kW	Date	Engine	 S10	 T10	 T20 - T23	 T22 - T25
---------	-------	----	------	--------	---	---	--	---

				ENGINE
2.9 CRDi	Diesel	106	10/01-06/06	J3

Engine	Information	S10	T10	T20 - T23	T22 - T25
All engines	-> 01/12/03	7.0017			
All engines	01/01/04 ->, COL:black	7.0195			
All engines	Conn. nr. 4, without cable		7.6327		
All engines				7.1044 T20	

				ENGINE
2.9 TD	Diesel	93	01/99-09/07	HJ3, J3

Engine	Information	S10	T10	T20 - T23	T22 - T25
All engines	-> 01/12/03, 01/01/01 ->, 01/12/00 ->	7.0017			
All engines	-> 01/11/00, -> 01/12/00, COL:milk white, spanner size 24, switch press. 0.2 bar	7.0035			
Eng. HJ3	01/01/04 ->, COL:black	7.0195			
All engines	-> 01/05/99, -> 01/11/01		7.6229		
All engines	01/06/99 ->, 01/12/01 ->, Conn. nr. 4, without cable		7.6327		
All engines	-> 01/07/01			7.1017 T20	
Eng. HJ3	01/08/01 ->			7.1044 T20	

				ENGINE
3.5	Petrol	143	07/02-04/06	G6CU

Engine	Information	S10	T10	T20 - T23	T22 - T25
All engines				7.1044 T20	

CARNIVAL II

				ENGINE
2.2 CRDi	Diesel	110	01/10->	D4HB

Engine	Information	S10	T10	T20 - T23	T22 - T25
All engines	COL:black	7.0195			
All engines	Conn. nr. 4, without cable		7.6327		
All engines	Conn. nr. 4			7.1294 T20	
All engines	Conn. nr. 2			7.1300 T20	
All engines	with cable				7.1289 T25

				ENGINE
2.2 CRDi	Diesel	143	01/10->	D4HB

Engine	Information	S10	T10	T20 - T23	T22 - T25
All engines	COL:black	7.0195			
All engines	Conn. nr. 4, without cable		7.6327		
All engines	Conn. nr. 4			7.1294 T20	
All engines	Conn. nr. 2			7.1300 T20	
All engines	with cable				7.1289 T25

				ENGINE
2.2 CRDi	Diesel	145	01/10-06/15	D4HB

Engine	Information	S10	T10	T20 - T23	T22 - T25
All engines		7.0195	7.6309		
All engines	pole nr. 4			7.1294 T20	
All engines	pole nr. 2, shape off-set			7.1300 T20	
All engines	LHD				7.1289 T22
All engines	RHD				7.1298 T22

				ENGINE
2.7 V6	Petrol	139	06/06->	G6EA


Engine	Information	S10	T10	T20 - T23	T22 - T25
All engines	COL:black	7.0195			
All engines	Conn. nr. 4, without cable		7.6327		
All engines	Conn. nr. 4			7.1294 T20	
All engines	Conn. nr. 2, LHD, RHD			7.1300 T20	
All engines	LHD, with cable				7.1289 T25
All engines	RHD				7.1298 T25

				ENGINE
2.9 CRDi	Diesel	136	06/06->	HJ3, J3

Engine	Information	S10	T10	T20 - T23	T22 - T25
All engines	COL:black	7.0195			
All engines	Conn. nr. 4, without cable		7.6327		
All engines	Conn. nr. 4			7.1294 T20	
All engines	Conn. nr. 2			7.1300 T20	

S10 OIL PRESSURE WARNING LIGHT SWITCH	T10 REVERSING LIGHT SWITCH	T20 BRAKE LIGHT SWITCH
T22 SWITCH CLUTCH CONTROL (CRUISE CONTROL)	T23 SWITCH BRAKE ACTUATION (ENGINE TIMING)	T25 SWITCH CLUTCH CONTROL (ENGINE CONTROL)

FUNCTIONS ON THE VEHICLE

Vehicle	alim.	kW	Date	Engine	 S10	 T10	 T20 - T23	 T22 - T25
---------	-------	----	------	--------	---	---	--	---

				ENGINE
2.9 CRDi	Diesel	136	06/06->	HJ3, J3

Engine	Information	S10	T10	T20 - T23	T22 - T25
Eng. J3	LHD, with cable				7.1289 T25
All engines	RHD				7.1298 T25

				ENGINE
2.9 CRDi LX	Diesel	141	09/06->	J3

Engine	Information	S10	T10	T20 - T23	T22 - T25
All engines	COL:black	7.0195			
All engines	Conn. nr. 4			7.1294 T20	
All engines	Conn. nr. 2			7.1300 T20	
All engines	08/05/07 ->, LHD				7.1289 T22
All engines	-> 08/05/07, LHD				7.1296 T22
All engines	RHD				7.1298 T22

CEED I

				ENGINE
1.0 T-GDi [ExtraEU]	Petrol	88	03/18->	G3LC

Engine	Information	S10	T10	T20 - T23	T22 - T25
All engines	Conn. nr. 2	7.0182			
All engines	Conn. nr. 4, without cable		7.6327		

				ENGINE
1.4	Petrol	77	10/10-12/12	G4FA

Engine	Information	S10	T10	T20 - T23	T22 - T25
All engines	COL:black	7.0195			
All engines	Conn. nr. 4, without cable		7.6327		
All engines	Conn. nr. 4			7.1294 T20	
All engines	Conn. nr. 2			7.1300 T20	
All engines	with cable				7.1289 T25

				ENGINE
1.4	Petrol	80	12/06-12/12	G4FA

Engine	Information	S10	T10	T20 - T23	T22 - T25
All engines	COL:black	7.0195			
All engines	-start-stop function		7.6308		
All engines	+start-stop function, Conn. nr. 4, without cable		7.6327		
All engines	Conn. nr. 4			7.1294 T20	

				ENGINE
1.4 CVT	Petrol	66	07/09-12/12	G4FA, G4FA-L

Engine	Information	S10	T10	T20 - T23	T22 - T25
All engines	COL:black	7.0195			
Eng. G4FA	-start-stop function		7.6308		
Eng. G4FA-L	see connection type		7.6309		
All engines	+start-stop function, Conn. nr. 4, see connection type, without cable		7.6327		
All engines	Conn. nr. 4, pole nr. 4			7.1294 T20	
Eng. G4FA-L	pole nr. 2			7.1300 T20	

				ENGINE
1.4 CVT	Petrol	77	11/06-12/12	G4FA





Engine	Information	S10	T10	T20 - T23	T22 - T25
All engines	COL:black	7.0195			
All engines	-start-stop function		7.6308		
All engines	+start-stop function, Conn. nr. 4, without cable		7.6327		
All engines	Conn. nr. 4			7.1294 T20	

				ENGINE
1.4 CVT BiFuel	Petrol/ Petro- leum Gas (LPG)	64	06/11-04/12	G4FA

Engine	Information	S10	T10	T20 - T23	T22 - T25
All engines	COL:black	7.0195			
All engines	Conn. nr. 4, without cable		7.6327		
All engines	Conn. nr. 4			7.1294 T20	
All engines	Conn. nr. 2			7.1300 T20	
All engines	with cable				7.1289 T25

S10 OIL PRESSURE WARNING LIGHT SWITCH	T10 REVERSING LIGHT SWITCH	T20 BRAKE LIGHT SWITCH
T22 SWITCH CLUTCH CONTROL (CRUISE CONTROL)	T23 SWITCH BRAKE ACTUATION (ENGINE TIMING)	T25 SWITCH CLUTCH CONTROL (ENGINE CONTROL)

FUNCTIONS ON THE VEHICLE

Vehicle	alim.	kW	Date	Engine	 S10	 T10	 T20 - T23	 T22 - T25
---------	-------	----	------	--------	---	---	--	---

ENGINE				
1.4 CVVT BiFuel	Petrol/ Petroleum Gas (LPG)	72	05/12->	G4FA

Engine	Information	S10	T10	T20 - T23	T22 - T25
All engines	COL:black	7.0195			
All engines	Conn. nr. 4, without cable		7.6327		
All engines	-elect. Handbrake, with cable				7.1289 T22
All engines					7.1297 T25
All engines	+elect. handbrake, with cable				7.1302 T22

ENGINE				
1.4 CVVT BiFuel	Petrol/ Petroleum Gas (LPG)	80	01/09-12/10	G4FA

Engine	Information	S10	T10	T20 - T23	T22 - T25
All engines	COL:black	7.0195			
All engines	-start-stop function		7.6308		
All engines	+start-stop function, Conn. nr. 4, without cable		7.6327		
All engines	Conn. nr. 4			7.1294 T20	

ENGINE				
1.4 MPi [ExtraEU]	Petrol	73	03/18->	G4LC

Engine	Information	S10	T10	T20 - T23	T22 - T25
All engines	Conn. nr. 2	7.0182			
All engines	Conn. nr. 4, without cable		7.6327		

ENGINE				
1.4 T-GDi [ExtraEU]	Petrol	103	03/18->	G4LD

Engine	Information	S10	T10	T20 - T23	T22 - T25
All engines	Conn. nr. 2	7.0182			
All engines	Conn. nr. 4, without cable		7.6327		

ENGINE				
1.6	Petrol	85	09/07-11/12	G4FC

Engine	Information	S10	T10	T20 - T23	T22 - T25
All engines	COL:black	7.0195			
All engines	-> 01/10/08		7.6308		
All engines	+start-stop function, 01/11/08 ->, Conn. nr. 4, without cable		7.6327		
All engines	Conn. nr. 4			7.1294 T20	
All engines	Conn. nr. 2			7.1300 T20	
All engines	with cable				7.1289 T25

ENGINE				
1.6	Petrol	90	12/06-12/12	G4FC

Engine	Information	S10	T10	T20 - T23	T22 - T25
All engines	COL:black	7.0195			
All engines	Conn. nr. 4, without cable		7.6327		
All engines	Conn. nr. 4			7.1294 T20	

ENGINE				
1.6	Petrol	93	09/07-12/12	G4FC

Engine	Information	S10	T10	T20 - T23	T22 - T25
All engines	COL:black	7.0195			
All engines	Conn. nr. 4, without cable		7.6327		
All engines	Conn. nr. 4			7.1294 T20	

ENGINE				
1.6 CRDi [ExtraEU]	Diesel	100	03/18->	D4FE

Engine	Information	S10	T10	T20 - T23	T22 - T25
All engines	Conn. nr. 4, without cable		7.6327		

ENGINE				
1.6 CRDi [ExtraEU]	Diesel	85	03/18->	D4FE

Engine	Information	S10	T10	T20 - T23	T22 - T25
All engines	Conn. nr. 4, without cable		7.6327		

ENGINE				
1.6 CRDi 115	Diesel	85	12/06-12/12	D4FB

Engine	Information	S10	T10	T20 - T23	T22 - T25
All engines	COL:black	7.0195			

S10 OIL PRESSURE WARNING LIGHT SWITCH	T10 REVERSING LIGHT SWITCH	T20 BRAKE LIGHT SWITCH
T22 SWITCH CLUTCH CONTROL (CRUISE CONTROL)	T23 SWITCH BRAKE ACTUATION (ENGINE TIMING)	T25 SWITCH CLUTCH CONTROL (ENGINE CONTROL)

FUNCTIONS ON THE VEHICLE

Vehicle	alim.	kW	Date	Engine	 S10	 T10	 T20 - T23	 T22 - T25
---------	-------	----	------	--------	---	---	--	---

ENGINE				
1.6 CRDi 115	Diesel	85	12/06-12/12	D4FB

Engine	Information	S10	T10	T20 - T23	T22 - T25
All engines	-> 01/07/09		7.6308		
All engines	01/08/09 ->, Conn. nr. 4, without cable		7.6327		
All engines	Conn. nr. 4			7.1294 T20	
All engines	with cable				7.1289 T25
All engines	01/02/12 ->				7.1297 T22
All engines	-> 01/01/12				7.1298 T22

ENGINE				
1.6 CRDi 128	Diesel	94	10/10-12/12	D4FB

Engine	Information	S10	T10	T20 - T23	T22 - T25
All engines	COL:black	7.0195			
All engines	Conn. nr. 4, without cable		7.6327		
All engines	Conn. nr. 4			7.1294 T20	
All engines	with cable				7.1289 T25
All engines	01/05/11 ->, RHD				7.1297 T22
All engines	-> 01/04/11, LHD, RHD				7.1298 T22

ENGINE				
1.6 CRDi 90	Diesel	66	12/06-12/12	D4FB, D4FB-L

Engine	Information	S10	T10	T20 - T23	T22 - T25
All engines	COL:black	7.0195			
All engines	-> 01/07/09, no specific info conc. application available		7.6308		
Eng. D4FB-L	+alarm switch, no specific info conc. application available		7.6311		
Eng. D4FB	01/08/09 ->, Conn. nr. 4, without cable		7.6327		
Eng. D4FB	Conn. nr. 4			7.1294 T20	
Eng. D4FB-L					7.1298 T22

ENGINE				
1.6 CVT	Petrol	85	02/08-12/12	G4FC

Engine	Information	S10	T10	T20 - T23	T22 - T25
All engines	COL:black	7.0195			
All engines	-> 01/10/08		7.6308		
All engines	+start-stop function, 01/11/08 ->, Conn. nr. 4, without cable		7.6327		
All engines	Conn. nr. 4			7.1294 T20	
All engines	Conn. nr. 2			7.1300 T20	
All engines	with cable				7.1289 T25

ENGINE				
1.6 CVT	Petrol	92	06/09-12/12	G4FC

Engine	Information	S10	T10	T20 - T23	T22 - T25
All engines	COL:black	7.0195			
All engines	Conn. nr. 4, without cable		7.6327		
All engines	Conn. nr. 4			7.1294 T20	
All engines	Conn. nr. 2			7.1300 T20	
All engines	with cable				7.1289 T25

ENGINE				
1.6 CVT BiFuel	Petrol/ Petro- leum Gas (LPG)	87	06/11-12/11	G4FC

Engine	Information	S10	T10	T20 - T23	T22 - T25
All engines	COL:black	7.0195			
All engines	Conn. nr. 4, without cable		7.6327		
All engines	Conn. nr. 4			7.1294 T20	
All engines	Conn. nr. 2			7.1300 T20	
All engines	with cable				7.1289 T25

ENGINE				
1.6 CVT BiFuel	Petrol/ Petro- leum Gas (LPG)	91	06/07-12/11	G4FC

Engine	Information	S10	T10	T20 - T23	T22 - T25
All engines	COL:black	7.0195			
All engines	-start-stop function		7.6308		
All engines	+start-stop function, Conn. nr. 4, without cable		7.6327		

S10 OIL PRESSURE WARNING LIGHT SWITCH	T10 REVERSING LIGHT SWITCH	T20 BRAKE LIGHT SWITCH
T22 SWITCH CLUTCH CONTROL (CRUISE CONTROL)	T23 SWITCH BRAKE ACTUATION (ENGINE TIMING)	T25 SWITCH CLUTCH CONTROL (ENGINE CONTROL)

FUNCTIONS ON THE VEHICLE

Vehicle	alim.	kW	Date	Engine	 S10	 T10	 T20 - T23	 T22 - T25
---------	-------	----	------	--------	---	---	--	---

ENGINE				
1.6 CVT BiFuel	Petrol/ Petroleum Gas (LPG)	91	06/07-12/11	G4FC

Engine	Information	S10	T10	T20 - T23	T22 - T25
All engines	Conn. nr. 4, -start-stop function			7.1294 T20	
All engines	+start-stop function, Conn. nr. 2			7.1300 T20	
All engines					7.1300 T22

ENGINE				
1.6 LPG	Petrol/ Petroleum Gas (LPG)	91	01/08-09/12	G4FC

Engine	Information	S10	T10	T20 - T23	T22 - T25
All engines	COL:black	7.0195			
All engines	Conn. nr. 4, without cable		7.6327		
All engines	Conn. nr. 4			7.1294 T20	

ENGINE				
2.0	Petrol	105	12/06-12/12	G4GC

Engine	Information	S10	T10	T20 - T23	T22 - T25
All engines		7.0017			7.1289 T22
All engines	-> 01/10/08		7.6308		
All engines	01/11/08 ->, Conn. nr. 4, without cable		7.6327		
All engines	Conn. nr. 4			7.1294 T20	
All engines	Conn. nr. 2			7.1300 T20	

ENGINE				
2.0 CRDi	Diesel	100	06/07-12/12	D4EA

Engine	Information	S10	T10	T20 - T23	T22 - T25
All engines	COL:black	7.0195			
All engines	Conn. nr. 4, without cable		7.6327		
All engines	Conn. nr. 4			7.1294 T20	
All engines					7.1298 T22

ENGINE				
2.0 CRDi 140	Diesel	103	09/07-12/12	D4EA, D4EA-F

Engine	Information	S10	T10	T20 - T23	T22 - T25
All engines	COL:black	7.0195			
Eng. D4EA-F	Qty 2		7.6309		
Eng. D4EA	Conn. nr. 4, without cable		7.6327		
All engines	Conn. nr. 4			7.1294 T20	
Eng. D4EA-F					7.1298 T22

CEED II

ENGINE				
1.0 T-GDI	Petrol	74	04/15->	G3LC

Engine	Information	S10	T10	T20 - T23	T22 - T25
All engines	Conn. nr. 2	7.0182			
All engines	Conn. nr. 4, without cable		7.6327		
All engines	-elect. Handbrake, with cable				7.1289 T25
All engines					7.1297 T22
All engines	+elect. handbrake, with cable				7.1302 T25

ENGINE				
1.0 T-GDI	Petrol	88	04/15->	G3LC


Engine	Information	S10	T10	T20 - T23	T22 - T25
All engines	Conn. nr. 2	7.0182			
All engines	Conn. nr. 4, without cable		7.6327		
All engines	-elect. Handbrake, with cable				7.1289 T25
All engines					7.1297 T22
All engines	+elect. handbrake, with cable				7.1302 T25

ENGINE				
1.4 CRDi	Diesel	66	04/15->	D4FC

Engine	Information	S10	T10	T20 - T23	T22 - T25
All engines	COL:black	7.0195			
All engines	Conn. nr. 4, without cable		7.6327		
All engines	-elect. Handbrake, with cable				7.1289 T25
All engines					7.1297 T22

S10 OIL PRESSURE WARNING LIGHT SWITCH	T10 REVERSING LIGHT SWITCH	T20 BRAKE LIGHT SWITCH
T22 SWITCH CLUTCH CONTROL (CRUISE CONTROL)	T23 SWITCH BRAKE ACTUATION (ENGINE TIMING)	T25 SWITCH CLUTCH CONTROL (ENGINE CONTROL)

FUNCTIONS ON THE VEHICLE

Vehicle	alim.	kW	Date	Engine	 S10	 T10	 T20 - T23	 T22 - T25
---------	-------	----	------	--------	---	---	--	---

				ENGINE
1.4 CRDi	Diesel	66	04/15->	D4FC

Engine	Information	S10	T10	T20 - T23	T22 - T25
All engines	+elect. handbrake, with cable				7.1302 T25

				ENGINE
1.4 CRDi 90	Diesel	66	05/12->	D4FC

Engine	Information	S10	T10	T20 - T23	T22 - T25
All engines	COL:black	7.0195			
All engines	Conn. nr. 4, without cable		7.6327		
All engines	+elect. handbrake, -elect. Handbrake, LHD, RHD, with cable				7.1289 T22
All engines					7.1297 T25
All engines	+elect. handbrake, LHD, with cable				7.1302 T22

				ENGINE
1.4 CVVT	Petrol	66	05/12->	G4FA, G4FA-L

Engine	Information	S10	T10	T20 - T23	T22 - T25
All engines	COL:black	7.0195			
Eng. G4FA-L	see connection type		7.6309		7.1297 T22
All engines	Conn. nr. 4, see connection type, without cable		7.6327		
All engines	+elect. handbrake, -elect. Handbrake, L= 175 mm, LHD, RHD, see connection type, with cable				7.1289 T22
Eng. G4FA					7.1297 T25
All engines	+elect. handbrake, L= 210 mm, LHD, see connection type, with cable				7.1302 T22

				ENGINE
1.4 CVVT	Petrol	73	05/12->	G4FA

Engine	Information	S10	T10	T20 - T23	T22 - T25
All engines	COL:black	7.0195			
All engines	Conn. nr. 4, without cable		7.6327		
All engines	+elect. handbrake, -elect. Handbrake, LHD, RHD, with cable				7.1289 T22
All engines	-elect. Handbrake, with cable				7.1289 T25
All engines					7.1297 T22, T25
All engines	+elect. handbrake, LHD, with cable				7.1302 T22
All engines	+elect. handbrake, with cable				7.1302 T25

				ENGINE
1.4 MPI	Petrol	74	04/15->	G4LC

Engine	Information	S10	T10	T20 - T23	T22 - T25
All engines	Conn. nr. 2	7.0182			
All engines	Conn. nr. 4, without cable		7.6327		
All engines	-elect. Handbrake, with cable				7.1289 T25
All engines					7.1297 T22
All engines	+elect. handbrake, with cable				7.1302 T25

				ENGINE
1.6 CRDi 110	Diesel	81	05/12->	D4FB

Engine	Information	S10	T10	T20 - T23	T22 - T25
All engines	COL:black	7.0195			
All engines	Conn. nr. 4, without cable		7.6327		
All engines	+elect. handbrake, -elect. Handbrake, LHD, RHD, with cable				7.1289 T22
All engines					7.1297 T25
All engines	+elect. handbrake, LHD, with cable				7.1302 T22

				ENGINE
1.6 CRDi 115	Diesel	85	05/12->	D4FB


Engine	Information	S10	T10	T20 - T23	T22 - T25
All engines		7.0195			
All engines	see connection type		7.6309, 7.6327		7.1297 T22
All engines	L= 175 mm, see connection type				7.1289 T22
All engines	L= 210 mm, see connection type				7.1302 T22

				ENGINE
1.6 CRDi 128	Diesel	94	05/12->	D4FB

Engine	Information	S10	T10	T20 - T23	T22 - T25
All engines	COL:black	7.0195			
All engines	Conn. nr. 4, without cable		7.6327		

S10	OIL PRESSURE WARNING LIGHT SWITCH	T10	REVERSING LIGHT SWITCH	T20	BRAKE LIGHT SWITCH
T22	SWITCH CLUTCH CONTROL (CRUISE CONTROL)	T23	SWITCH BRAKE ACTUATION (ENGINE TIMING)	T25	SWITCH CLUTCH CONTROL (ENGINE CONTROL)

FUNCTIONS ON THE VEHICLE

Vehicle	alim.	kW	Date	Engine	 S10	 T10	 T20 - T23	 T22 - T25
---------	-------	----	------	--------	---	---	--	---

ENGINE				
1.6 CRDi 128	Diesel	94	05/12->	D4FB

Engine	Information	S10	T10	T20 - T23	T22 - T25
All engines	+elect. handbrake, -elect. Handbrake, LHD, RHD, with cable				7.1289 T22
All engines					7.1297 T25
All engines	+elect. handbrake, LHD, with cable				7.1302 T22

ENGINE				
1.6 CRDi 136	Diesel	100	07/15->	D4FB

Engine	Information	S10	T10	T20 - T23	T22 - T25
All engines	COL:black	7.0195			
All engines	Conn. nr. 4, without cable		7.6327		
All engines	-elect. Handbrake, with cable				7.1289 T25
All engines					7.1297 T22
All engines	+elect. handbrake, with cable				7.1302 T25

ENGINE				
1.6 CRDi 90	Diesel	66	05/12->	D4FB-L

Engine	Information	S10	T10	T20 - T23	T22 - T25
All engines		7.0195			
All engines	see connection type		7.6309, 7.6327		7.1297 T22
All engines	L= 175 mm, see connection type				7.1289 T22
All engines	L= 210 mm, see connection type				7.1302 T22

ENGINE				
1.6 CVT	Petrol	92	05/12->	G4FC, G4FD

Engine	Information	S10	T10	T20 - T23	T22 - T25
All engines	COL:black	7.0195			
Eng. G4FC	see connection type		7.6309		7.1297 T22
All engines	Conn. nr. 4, see connection type, without cable		7.6327		
All engines	-elect. Handbrake, L= 175 mm, see connection type, with cable				7.1289 T22
Eng. G4FD					7.1297 T25
All engines	+elect. handbrake, L= 210 mm, see connection type, with cable				7.1302 T22

ENGINE				
1.6 CVT	Petrol	95	01/13->	G4FC

Engine	Information	S10	T10	T20 - T23	T22 - T25
All engines	COL:black	7.0195			
All engines	Conn. nr. 4, without cable		7.6327		
All engines	-elect. Handbrake, with cable				7.1289 T25
All engines					7.1297 T22
All engines	+elect. handbrake, with cable				7.1302 T25

ENGINE				
1.6 CVT	Petrol	96	11/14->	G4FC

Engine	Information	S10	T10	T20 - T23	T22 - T25
All engines	COL:black	7.0195			
All engines	Conn. nr. 4, without cable		7.6327		
All engines	-elect. Handbrake, with cable				7.1289 T22
All engines					7.1297 T25
All engines	+elect. handbrake, with cable				7.1302 T22

ENGINE				
1.6 GDI	Petrol	99	05/12->	G4FD

Engine	Information	S10	T10	T20 - T23	T22 - T25
All engines	COL:black	7.0195			
All engines	Conn. nr. 4, without cable		7.6327		
All engines	+elect. handbrake, -elect. Handbrake, LHD, RHD, with cable				7.1289 T22
All engines	-elect. Handbrake, with cable				7.1289 T25
All engines					7.1297 T22, T25
All engines	+elect. handbrake, LHD, with cable				7.1302 T22
All engines	+elect. handbrake, with cable				7.1302 T25

ENGINE				
1.6 GT	Petrol	150	06/13->	G4FJ

Engine	Information	S10	T10	T20 - T23	T22 - T25
All engines	COL:black	7.0195			

S10 OIL PRESSURE WARNING LIGHT SWITCH	T10 REVERSING LIGHT SWITCH	T20 BRAKE LIGHT SWITCH
T22 SWITCH CLUTCH CONTROL (CRUISE CONTROL)	T23 SWITCH BRAKE ACTUATION (ENGINE TIMING)	T25 SWITCH CLUTCH CONTROL (ENGINE CONTROL)

Vehicle	alim.	kW	Date	Engine	FUNCTIONS ON THE VEHICLE			
					S10	T10	T20 - T23	T22 - T25

				ENGINE
1.6 GT	Petrol	150	06/13->	G4FJ

Engine	Information	S10	T10	T20 - T23	T22 - T25
All engines	Conn. nr. 4, without cable		7.6327		
All engines	+elect. handbrake, -elect. Handbrake, LHD, RHD, with cable				7.1289 T22
All engines					7.1297 T25
All engines	+elect. handbrake, LHD, with cable				7.1302 T22

				ENGINE
1.0 T-GDI	Petrol	88	05/18->	G3LC

Engine	Information	S10	T10	T20 - T23	T22 - T25
All engines	Conn. nr. 2	7.0182			
All engines	Conn. nr. 4, without cable		7.6327		

				ENGINE
1.4	Petrol	73	04/18->	G4LC

Engine	Information	S10	T10	T20 - T23	T22 - T25
All engines	Conn. nr. 2	7.0182			
All engines	Conn. nr. 4, without cable		7.6327		

				ENGINE
1.4 T-GDI	Petrol	103	04/18->	G4LD

Engine	Information	S10	T10	T20 - T23	T22 - T25
All engines	Conn. nr. 2	7.0182			
All engines	Conn. nr. 4, without cable		7.6327		

				ENGINE
1.6 CRDi 115	Diesel	85	05/18->	D4FE

Engine	Information	S10	T10	T20 - T23	T22 - T25
All engines	Conn. nr. 4, without cable		7.6327		

				ENGINE
1.6 CRDi 136	Diesel	100	05/18->	D4FE

Engine	Information	S10	T10	T20 - T23	T22 - T25
All engines	Conn. nr. 4, without cable		7.6327		

CERATO I

				ENGINE
1.5 CRDi	Diesel	54	07/05-08/06	D4FA

Engine	Information	S10	T10	T20 - T23	T22 - T25
All engines	COL:black	7.0195			
All engines			7.6308		
All engines	Conn. nr. 4			7.1294 T20	

				ENGINE
1.5 CRDi	Diesel	66	07/05->	D4FA

Engine	Information	S10	T10	T20 - T23	T22 - T25
All engines	COL:black	7.0195			
All engines			7.6308		7.1298 T22
All engines	Conn. nr. 4			7.1294 T20	

				ENGINE
1.5 CRDi	Diesel	75	07/05->	D4FA

Engine	Information	S10	T10	T20 - T23	T22 - T25
All engines	COL:black	7.0195			
All engines			7.6308		7.1298 T22
All engines	Conn. nr. 4			7.1294 T20	

				ENGINE
1.6	Petrol	75	04/04-12/09	B4ZE

Engine	Information	S10	T10	T20 - T23	T22 - T25
All engines	COL:milk white, spanner size 24, switch press. 0.2 bar	7.0035			
All engines			7.6309	7.1017 T20	

				ENGINE
1.6	Petrol	77	04/04->	G4ED

Engine	Information	S10	T10	T20 - T23	T22 - T25
All engines	-> 01/09/06	7.0017			
All engines	01/10/06->, COL:black	7.0195			
All engines	01/10/06->		7.6308		
All engines	-> 01/09/06, Conn. nr. 4, without cable		7.6327		

S10	OIL PRESSURE WARNING LIGHT SWITCH	T10	REVERSING LIGHT SWITCH	T20	BRAKE LIGHT SWITCH
T22	SWITCH CLUTCH CONTROL (CRUISE CONTROL)	T23	SWITCH BRAKE ACTUATION (ENGINE TIMING)	T25	SWITCH CLUTCH CONTROL (ENGINE CONTROL)

FUNCTIONS ON THE VEHICLE

Vehicle	alim.	kW	Date	Engine	 S10	 T10	 T20 - T23	 T22 - T25
---------	-------	----	------	--------	---	---	--	---

				ENGINE
1.6	Petrol	77	04/04->	G4ED

Engine	Information	S10	T10	T20 - T23	T22 - T25
All engines	Conn. nr. 4			7.1294 T20	

				ENGINE
1.6	Petrol	90	04/04->	G4FC, G4GR

Engine	Information	S10	T10	T20 - T23	T22 - T25
All engines	COL:black	7.0195			
All engines			7.6308		
All engines	Conn. nr. 4, pole nr. 4			7.1294 T20	
Eng. G4FC	pole nr. 2			7.1300 T20	

				ENGINE
1.6 CRDi	Diesel	85	06/05->	D4FB

Engine	Information	S10	T10	T20 - T23	T22 - T25
All engines	COL:black	7.0195			
All engines	Conn. nr. 4			7.1294 T20	
All engines					7.1298 T22

				ENGINE
1.8	Petrol	85	10/01-07/04	T8

Engine	Information	S10	T10	T20 - T23	T22 - T25
All engines	COL:milk white, spanner size 24, switch press. 0.2 bar	7.0035			
All engines				7.1017 T20	

				ENGINE
2.0	Petrol	105	04/04->	G4GC

Engine	Information	S10	T10	T20 - T23	T22 - T25
All engines		7.0017			
All engines	Conn. nr. 4, without cable		7.6327		
All engines	Conn. nr. 4			7.1294 T20	

				ENGINE
2.0 CRDi	Diesel	83	04/04->	D4EA

Engine	Information	S10	T10	T20 - T23	T22 - T25
All engines	COL:black	7.0195			
All engines	Conn. nr. 4, without cable		7.6327		
All engines	Conn. nr. 4			7.1294 T20	
All engines					7.1298 T22

				ENGINE
2.0 CVT	Petrol	110	07/09-06/13	G4KD

Engine	Information	S10	T10	T20 - T23	T22 - T25
All engines	COL:black	7.0195			
All engines	Conn. nr. 4			7.1294 T20	

CERATO II

				ENGINE
1.6	Petrol	90	01/10->	G4FC

Engine	Information	S10	T10	T20 - T23	T22 - T25
All engines	COL:black	7.0195			
All engines	Conn. nr. 4, without cable		7.6327		
All engines	Conn. nr. 4			7.1294 T20	
All engines	Conn. nr. 2			7.1300 T20	
All engines	L= 150 mm, see connection type				7.1289 T22
All engines	L= 140 mm, see connection type				7.1297 T22

				ENGINE
1.6	Petrol	93	01/10->	G4FC

Engine	Information	S10	T10	T20 - T23	T22 - T25
All engines		7.0195	7.6309		
All engines	Conn. nr. 4			7.1294 T20	
All engines	L= 150 mm, see connection type				7.1289 T22
All engines	L= 140 mm, see connection type				7.1297 T22

				ENGINE
1.6 CVT	Petrol	150	09/13->	G4FJ

Engine	Information	S10	T10	T20 - T23	T22 - T25
All engines	COL:black	7.0195			

S10 OIL PRESSURE WARNING LIGHT SWITCH	T10 REVERSING LIGHT SWITCH	T20 BRAKE LIGHT SWITCH
T22 SWITCH CLUTCH CONTROL (CRUISE CONTROL)	T23 SWITCH BRAKE ACTUATION (ENGINE TIMING)	T25 SWITCH CLUTCH CONTROL (ENGINE CONTROL)

FUNCTIONS ON THE VEHICLE

Vehicle	alim.	kW	Date	Engine				
					S10	T10	T20 - T23	T22 - T25

				ENGINE
1.6 CVVT	Petrol	91	02/09->	G4FC

Engine	Information	S10	T10	T20 - T23	T22 - T25
All engines	COL:black	7.0195			
All engines			7.6309		7.1297 T25
All engines	Conn. nr. 4, without cable		7.6327		
All engines	Conn. nr. 4, pole nr. 4			7.1294 T20	
All engines	Conn. nr. 2, pole nr. 2			7.1300 T20	
All engines	L= 150 mm, see connection type, with cable				7.1289 T22
All engines	L= 140 mm, see connection type				7.1297 T22

				ENGINE
1.6 CVVT	Petrol	93	01/10-06/13	G4FC

Engine	Information	S10	T10	T20 - T23	T22 - T25
All engines	COL:black	7.0195			
All engines	Conn. nr. 4, without cable		7.6327		
All engines	Conn. nr. 4			7.1294 T20	
All engines	with cable				7.1289 T25
All engines					7.1297 T22

				ENGINE
2.0	Petrol	115	01/09->	G4KD

Engine	Information	S10	T10	T20 - T23	T22 - T25
All engines	COL:black	7.0195			
All engines	Conn. nr. 4, without cable		7.6327		
All engines	Conn. nr. 4			7.1294 T20	
All engines	Conn. nr. 2			7.1300 T20	
All engines	L= 150 mm, see connection type				7.1289 T22
All engines	with cable				7.1289 T25
All engines	L= 140 mm, see connection type				7.1297 T22

				ENGINE
2.0	Petrol	116	07/10->	G4KD

Engine	Information	S10	T10	T20 - T23	T22 - T25
All engines		7.0195	7.6309		
All engines	pole nr. 4			7.1294 T20	
All engines	pole nr. 2			7.1300 T20	
All engines	L= 150 mm, see connection type				7.1289 T22
All engines	L= 140 mm, see connection type				7.1297 T22

				ENGINE
2.0 CVVT	Petrol	115	01/09->	--

Engine	Information	S10	T10	T20 - T23	T22 - T25
All engines		7.0017	7.6327	7.1300 T20	

CERATO III

				ENGINE
1.6	Petrol	91	07/12->	--

Engine	Information	S10	T10	T20 - T23	T22 - T25
All engines		7.0195	7.6309		
All engines	-> 30/09/13, no specific info conc. application available			7.1294 T20	
All engines	see connection type				7.1289, 7.1297 T22

				ENGINE
1.6 CVVT	Petrol	95	07/16->	G4FC





Engine	Information	S10	T10	T20 - T23	T22 - T25
All engines	COL:black	7.0195			
All engines	Conn. nr. 4, without cable		7.6327		
All engines	-> 01/09/13, Conn. nr. 4, LHD, man 6 speed, RHD			7.1294 T20	
All engines	with cable				7.1289 T22
All engines					7.1297 T25

				ENGINE
1.6 MPI	Petrol	96	06/13->	G4FC

Engine	Information	S10	T10	T20 - T23	T22 - T25
All engines	COL:black	7.0195			
All engines	Conn. nr. 4, without cable		7.6327		
All engines	-> 01/09/13, Conn. nr. 4, LHD, man 6 speed, RHD			7.1294 T20	
All engines	with cable				7.1289 T22

S10	OIL PRESSURE WARNING LIGHT SWITCH	T10	REVERSING LIGHT SWITCH	T20	BRAKE LIGHT SWITCH
T22	SWITCH CLUTCH CONTROL (CRUISE CONTROL)	T23	SWITCH BRAKE ACTUATION (ENGINE TIMING)	T25	SWITCH CLUTCH CONTROL (ENGINE CONTROL)

FUNCTIONS ON THE VEHICLE

Vehicle	alim.	kW	Date	Engine	 S10	 T10	 T20 - T23	 T22 - T25
---------	-------	----	------	--------	---	---	--	---

ENGINE							
1.6 MPI	Petrol	96	06/13->	G4FC			
Engine	Information			S10	T10	T20 - T23	T22 - T25
All engines							7.1297 T25

ENGINE							
1.8	Petrol	110	07/12->	--			
Engine	Information			S10	T10	T20 - T23	T22 - T25
All engines				7.0195	7.6309		
All engines	-> 30/09/13, no specific info conc. application available					7.1294 T20	
All engines	see connection type						7.1289, 7.1297 T22

ENGINE							
2.0	Petrol	129	07/12->	--			
Engine	Information			S10	T10	T20 - T23	T22 - T25
All engines				7.0195	7.6309		
All engines	-> 30/09/13, no specific info conc. application available					7.1294 T20	
All engines	see connection type						7.1289, 7.1297 T22

ENGINE							
2.0 MPI	Petrol	110	06/13->	G4KD			
Engine	Information			S10	T10	T20 - T23	T22 - T25
All engines	COL:black			7.0195			
All engines	Conn. nr. 4, without cable				7.6327		
All engines	-> 01/09/13, Conn. nr. 4, LHD, man 6 speed, RHD					7.1294 T20	
All engines	with cable						7.1289 T25
All engines							7.1297 T22

CLARUS

ENGINE							
1.8 i16V	Petrol	85	07/96->	T8, T8D			
Engine	Information			S10	T10	T20 - T23	T22 - T25
All engines	COL:milk white, spanner size 24, switch press. 0.2 bar			7.0035			
All engines					7.6229		
All engines	15/10/96 ->					7.1017 T20	

ENGINE							
2.0 i16V	Petrol	98	07/96->	FE, FE (16V)			
Engine	Information			S10	T10	T20 - T23	T22 - T25
All engines	COL:milk white, spanner size 24, switch press. 0.2 bar			7.0035			
All engines					7.6229		
All engines	15/10/96 ->					7.1017 T20	

FORTE III

ENGINE							
1.6	Petrol	91	07/12->	--			
Engine	Information			S10	T10	T20 - T23	T22 - T25
All engines				7.0195	7.6309		
All engines	-> 30/09/13, no specific info conc. application available					7.1294 T20	
All engines	see connection type						7.1289, 7.1297 T22

ENGINE							
1.8	Petrol	110	07/12->	--			
Engine	Information			S10	T10	T20 - T23	T22 - T25
All engines				7.0195	7.6309		
All engines	-> 30/09/13, no specific info conc. application available					7.1294 T20	
All engines	see connection type						7.1289, 7.1297 T22

ENGINE							
2.0	Petrol	129	07/12->	--			
Engine	Information			S10	T10	T20 - T23	T22 - T25
All engines				7.0195	7.6309		
All engines	-> 30/09/13, no specific info conc. application available					7.1294 T20	
All engines	see connection type						7.1289, 7.1297 T22

S10 OIL PRESSURE WARNING LIGHT SWITCH	T10 REVERSING LIGHT SWITCH	T20 BRAKE LIGHT SWITCH
T22 SWITCH CLUTCH CONTROL (CRUISE CONTROL)	T23 SWITCH BRAKE ACTUATION (ENGINE TIMING)	T25 SWITCH CLUTCH CONTROL (ENGINE CONTROL)

FUNCTIONS ON THE VEHICLE

Vehicle	alim.	kW	Date	Engine	 S10	 T10	 T20 - T23	 T22 - T25
---------	-------	----	------	--------	---	---	--	---

JOICE

				ENGINE
2.0	Petrol	102	02/00->	4G63DOHC, G4CP

Engine	Information	S10	T10	T20 - T23	T22 - T25
All engines		7.0017			
All engines	-> 01/09/00, -> 06/09/00		7.6235		
All engines	01/10/00 ->, 06/09/00 ->, Conn. nr. 4, without cable		7.6327		
All engines	-> 01/01/00, spanner size 14, thread M10x1.25, with cable			7.1057	T20
Eng. G4CP	without cable			7.1169	T20
Eng. G4CP					7.1174 T22

				ENGINE
2.0	Petrol	88	09/01->	4G63DOHC, G4CP

Engine	Information	S10	T10	T20 - T23	T22 - T25
All engines		7.0017			
All engines	Conn. nr. 4, without cable		7.6327		
Eng. G4CP	with cable			7.1057	T20
Eng. G4CP	without cable			7.1169	T20
Eng. G4CP					7.1174 T22

K2500

				ENGINE
2.5 CRDi	Diesel	96	01/10->	D4CB

Engine	Information	S10	T10	T20 - T23	T22 - T25
All engines	COL:black	7.0195			
All engines	Conn. nr. 4, without cable		7.6327		
All engines	Conn. nr. 4			7.1294	T20
All engines	Conn. nr. 2			7.1300	T20

				ENGINE
2.5 D	Diesel	69	01/03->	D4BH

Engine	Information	S10	T10	T20 - T23	T22 - T25
All engines		7.0017		7.1017	T20

K2700

				ENGINE
2.7 D	Diesel	59	10/99->	J2

Engine	Information	S10	T10	T20 - T23	T22 - T25
All engines	01/02/00 ->	7.0017			
All engines	-> 01/01/00, COL:milk white, spanner size 24, switch press. 0.2 bar	7.0035			
All engines	-> 01/12/01		7.6206		
All engines				7.1017	T20

				ENGINE
2.7 D	Diesel	61	01/06->	J2

Engine	Information	S10	T10	T20 - T23	T22 - T25
All engines	COL:black	7.0195			
All engines	Conn. nr. 2			7.1300	T20

K2900

				ENGINE
2.9 D	Diesel	92	01/08->	J3

Engine	Information	S10	T10	T20 - T23	T22 - T25
All engines	COL:black	7.0195			
All engines	Conn. nr. 4, without cable		7.6327		
All engines	Conn. nr. 4			7.1294	T20

K3600

				ENGINE
2	Petrol	0	09/00->	SH

Engine	Information	S10	T10	T20 - T23	T22 - T25
All engines		7.0035	7.6206	7.1017	T20

				ENGINE
3.6	Diesel	75	10/99-10/03	OL23R

Engine	Information	S10	T10	T20 - T23	T22 - T25
All engines	COL:milk white, spanner size 24, switch press. 0.2 bar	7.0035			
All engines			7.6206	7.1017	T20

S10	OIL PRESSURE WARNING LIGHT SWITCH	T10	REVERSING LIGHT SWITCH	T20	BRAKE LIGHT SWITCH
T22	SWITCH CLUTCH CONTROL (CRUISE CONTROL)	T23	SWITCH BRAKE ACTUATION (ENGINE TIMING)	T25	SWITCH CLUTCH CONTROL (ENGINE CONTROL)

FUNCTIONS ON THE VEHICLE

Vehicle	alim.	kW	Date	Engine	 S10	 T10	 T20 - T23	 T22 - T25
---------	-------	----	------	--------	---	---	--	---

				ENGINE
3.6 D	Diesel	75	03/97-10/03	SH36

Engine	Information	S10	T10	T20 - T23	T22 - T25
All engines	COL:milk white, spanner size 24, switch press. 0.2 bar	7.0035			
All engines				7.1017 T20	

				ENGINE
2.5 TDCi	Diesel	69	10/03->	D4BH

Engine	Information	S10	T10	T20 - T23	T22 - T25
All engines	COL:black	7.0195			
All engines	Conn. nr. 4			7.1294 T20	
All engines	Conn. nr. 2			7.1300 T20	

				ENGINE
2.9 CRDi	Diesel	90	08/07->	J3

Engine	Information	S10	T10	T20 - T23	T22 - T25
All engines	COL:black	7.0195			
All engines	Conn. nr. 4, without cable		7.6327		
All engines	Conn. nr. 4			7.1294 T20	

				ENGINE
2.0	Petrol	100	05/01-09/05	G4JP

Engine	Information	S10	T10	T20 - T23	T22 - T25
All engines		7.0017			
All engines	Conn. nr. 4, without cable		7.6327		
All engines	COL:black, Conn. nr. 4			7.1294 T20	

				ENGINE
2.4 [USA]	Petrol	0	01/01-12/04	--

Engine	Information	S10	T10	T20 - T23	T22 - T25
All engines		7.0017	7.6327	7.1300 T20	7.1296 T22
All engines	+cruise control			7.1294 T20	

				ENGINE
2.5 V6	Petrol	124	05/01->	G6BV

Engine	Information	S10	T10	T20 - T23	T22 - T25
All engines		7.0017			
All engines	Conn. nr. 4, without cable		7.6327		
All engines	COL:black, Conn. nr. 4			7.1294 T20	

				ENGINE
2.7 V6	Petrol	132	04/04->	G6BA

Engine	Information	S10	T10	T20 - T23	T22 - T25
All engines		7.0195		7.1294 T20	

				ENGINE
2.0	Petrol	100	09/06->	G4JP

Engine	Information	S10	T10	T20 - T23	T22 - T25
All engines		7.0195	7.6327		
All engines	pole nr. 4			7.1294 T20	
All engines	pole nr. 2			7.1300 T20	
All engines	04/05/07 ->, LHD				7.1289 T22
All engines	-> 04/05/07, LHD				7.1296 T22

				ENGINE
2.0	Petrol	106	11/05->	G4JP, G4KA

Engine	Information	S10	T10	T20 - T23	T22 - T25
All engines	COL:black	7.0195			
All engines	Conn. nr. 4, without cable		7.6327		
All engines	Conn. nr. 4			7.1294 T20	
Eng. G4KA	RHD				7.1297 T22

				ENGINE
2.0	Petrol	121	07/09->	G4KD

Engine	Information	S10	T10	T20 - T23	T22 - T25
All engines	COL:black	7.0195			
All engines	Conn. nr. 4, without cable		7.6327		
All engines	Conn. nr. 4			7.1294 T20	

S10 OIL PRESSURE WARNING LIGHT SWITCH	T10 REVERSING LIGHT SWITCH	T20 BRAKE LIGHT SWITCH
T22 SWITCH CLUTCH CONTROL (CRUISE CONTROL)	T23 SWITCH BRAKE ACTUATION (ENGINE TIMING)	T25 SWITCH CLUTCH CONTROL (ENGINE CONTROL)

FUNCTIONS ON THE VEHICLE

Vehicle	alim.	kW	Date	Engine	 S10	 T10	 T20 - T23	 T22 - T25
---------	-------	----	------	--------	---	---	--	---

				ENGINE
2.0	Petrol	121	07/09->	G4KD

Engine	Information	S10	T10	T20 - T23	T22 - T25
All engines					7.1289 T22

				ENGINE
2.0 CRDi	Diesel	100	11/05-12/08	D4EA

Engine	Information	S10	T10	T20 - T23	T22 - T25
All engines	COL:black	7.0195			
All engines	Conn. nr. 4, without cable		7.6327		
All engines	Conn. nr. 4			7.1294 T20	
All engines	Conn. nr. 2			7.1300 T20	
All engines					7.1297 T22

				ENGINE
2.0 CRDi	Diesel	103	04/06->	D4EA

Engine	Information	S10	T10	T20 - T23	T22 - T25
All engines	COL:black	7.0195			
All engines	Conn. nr. 4, without cable		7.6327		
All engines	Conn. nr. 4			7.1294 T20	
All engines					7.1297 T22

				ENGINE
2.0 CRDi	Diesel	110	04/06->	D4EA

Engine	Information	S10	T10	T20 - T23	T22 - T25
All engines	COL:black	7.0195			
All engines	Conn. nr. 4, without cable		7.6327		
All engines	Conn. nr. 4			7.1294 T20	
All engines					7.1297 T22

				ENGINE
2.7	Petrol	138	11/05->	G6EA

Engine	Information	S10	T10	T20 - T23	T22 - T25
All engines	COL:black	7.0195			
All engines	Conn. nr. 4			7.1294 T20	

				ENGINE
2.7	Petrol	139	09/06->	G6BA

Engine	Information	S10	T10	T20 - T23	T22 - T25
All engines		7.0195		7.1294 T20	

				ENGINE
2.7 V6	Petrol	142	07/09->	G6EA

Engine	Information	S10	T10	T20 - T23	T22 - T25
All engines	COL:black	7.0195			
All engines	Conn. nr. 4			7.1294 T20	

MENTOR

				ENGINE
1.5	Petrol	65	10/97-10/01	BFD

Engine	Information	S10	T10	T20 - T23	T22 - T25
All engines	COL:milk white, spanner size 24, switch press. 0.2 bar	7.0035			
All engines	01/06/99 ->		7.6309		
All engines				7.1017 T20	

MOHAVE

				ENGINE
3.0 D	Diesel	184	09/08->	--

Engine	Information	S10	T10	T20 - T23	T22 - T25
All engines		7.0195		7.1294 T20	

				ENGINE
3.8	Petrol	202	12/08->	--

Engine	Information	S10	T10	T20 - T23	T22 - T25
All engines		7.0195		7.1294 T20	

				ENGINE
4.6	Petrol	251	09/08->	--

Engine	Information	S10	T10	T20 - T23	T22 - T25
All engines		7.0195		7.1294 T20	

S10	OIL PRESSURE WARNING LIGHT SWITCH	T10	REVERSING LIGHT SWITCH	T20	BRAKE LIGHT SWITCH
T22	SWITCH CLUTCH CONTROL (CRUISE CONTROL)	T23	SWITCH BRAKE ACTUATION (ENGINE TIMING)	T25	SWITCH CLUTCH CONTROL (ENGINE CONTROL)

FUNCTIONS ON THE VEHICLE

Vehicle	alim.	kW	Date	Engine	 S10	 T10	 T20 - T23	 T22 - T25
---------	-------	----	------	--------	---	---	--	---

NIRO

				ENGINE
1.6 GDI Hybrid	Petrol/ Electro	104	09/16->	G4LE

Engine	Information	S10	T10	T20 - T23	T22 - T25
All engines	Conn. nr. 2	7.0182			

				ENGINE
1.6 GDI Hybrid	Petrol/ Electro	77	09/16->	G4LE

Engine	Information	S10	T10	T20 - T23	T22 - T25
All engines	Conn. nr. 2	7.0182			

OPIRUS

				ENGINE
3.0 GH300	Petrol	138	09/03->	G6CT

Engine	Information	S10	T10	T20 - T23	T22 - T25
All engines	COL:black, Conn. nr. 4			7.1294 T20	

				ENGINE
3.5	Petrol	145	06/03-09/06	G6GU

Engine	Information	S10	T10	T20 - T23	T22 - T25
All engines	COL:black, Conn. nr. 4			7.1294 T20	

				ENGINE
3.5	Petrol	149	09/03->	G6CU

Engine	Information	S10	T10	T20 - T23	T22 - T25
All engines	COL:black, Conn. nr. 4			7.1294 T20	

				ENGINE
3.8 V6	Petrol	196	10/06->	G6DA

Engine	Information	S10	T10	T20 - T23	T22 - T25
All engines	COL:black	7.0195			
All engines	Conn. nr. 4			7.1294 T20	

OPTIMA II

				ENGINE
2.0	Petrol	106	05/08->	G4KA

Engine	Information	S10	T10	T20 - T23	T22 - T25
All engines		7.0195	7.6327		
All engines	pole nr. 4			7.1294 T20	
All engines	pole nr. 2			7.1300 T20	
All engines	RHD				7.1297 T22

				ENGINE
2.0 CRDI	Diesel	104	09/06->	D4EA

Engine	Information	S10	T10	T20 - T23	T22 - T25
All engines		7.0195			7.1297 T22
All engines	Qty 2		7.6309		
All engines	pole nr. 4			7.1294 T20	
All engines	pole nr. 2			7.1300 T20	

				ENGINE
2.7	Petrol	142	09/07->	G6EA

Engine	Information	S10	T10	T20 - T23	T22 - T25
All engines		7.0195		7.1294 T20	

OPTIMA III

				ENGINE
1.6 T-GDi	Petrol	132	09/18->	G4FJ





Engine	Information	S10	T10	T20 - T23	T22 - T25
All engines	COL:black	7.0195			

				ENGINE
1.7 CRDi	Diesel	100	03/12->	D4FD, D4FD-L

Engine	Information	S10	T10	T20 - T23	T22 - T25
All engines	COL:black	7.0195			
All engines			7.6309		
Eng. D4FD	Conn. nr. 4, without cable		7.6327		
All engines	see connection type, with cable				7.1289 T22
Eng. D4FD-L	see connection type				7.1297 T22
Eng. D4FD					7.1297 T25

S10 OIL PRESSURE WARNING LIGHT SWITCH	T10 REVERSING LIGHT SWITCH	T20 BRAKE LIGHT SWITCH
T22 SWITCH CLUTCH CONTROL (CRUISE CONTROL)	T23 SWITCH BRAKE ACTUATION (ENGINE TIMING)	T25 SWITCH CLUTCH CONTROL (ENGINE CONTROL)

FUNCTIONS ON THE VEHICLE

Vehicle	alim.	kW	Date	Engine	 S10	 T10	 T20 - T23	 T22 - T25
ENGINE								
1.7 CRDi	Diesel	99	09/16->	D4FD				
Engine	Information				S10	T10	T20 - T23	T22 - T25
All engines						7.6309		
All engines	Conn. nr. 4, without cable					7.6327		
ENGINE								
2.0	Petrol	121	03/10->	--				
Engine	Information				S10	T10	T20 - T23	T22 - T25
All engines					7.0195	7.6309		
All engines	L= 150 mm, see connection type							7.1289 T22
All engines	L= 140 mm, see connection type							7.1297 T22
ENGINE								
2.0	Petrol	125	03/12->	G4KD				
Engine	Information				S10	T10	T20 - T23	T22 - T25
All engines	COL:black				7.0195			
All engines	Conn. nr. 4, without cable					7.6327		
All engines	with cable							7.1289 T22
All engines								7.1297 T25
ENGINE								
2.0	Petrol	204	09/10->	G4KH				
Engine	Information				S10	T10	T20 - T23	T22 - T25
All engines					7.0195	7.6309		
All engines	see connection type							7.1289, 7.1297 T22
ENGINE								
2.0 CVVL	Petrol	121	03/12->	G4KD				
Engine	Information				S10	T10	T20 - T23	T22 - T25
All engines	COL:black				7.0195			
All engines	Conn. nr. 4, without cable					7.6327		
All engines	with cable							7.1289 T22
All engines								7.1297 T25
ENGINE								
2.0 CVVT	Petrol	110	01/11-12/15	G4KD				
Engine	Information				S10	T10	T20 - T23	T22 - T25
All engines	COL:black				7.0195			
All engines	Conn. nr. 4, without cable					7.6327		
All engines	with cable							7.1289 T22
All engines								7.1297 T25
ENGINE								
2.0 CVVT	Petrol	121	03/13-12/15	G4NA				
Engine	Information				S10	T10	T20 - T23	T22 - T25
All engines	COL:black				7.0195			
All engines	Conn. nr. 4, without cable					7.6327		
All engines	with cable							7.1289 T25
All engines								7.1297 T22
ENGINE								
2.0 CVVT Hybrid	Petrol/ Electro	110	03/12->	G4NA, G4NE				
Engine	Information				S10	T10	T20 - T23	T22 - T25
All engines	COL:black				7.0195			
ENGINE								
2.0 CVVT Hybrid	Petrol/ Electro	140	12/12->	--, G4NA, G4NE				
Engine	Information				S10	T10	T20 - T23	T22 - T25
All engines	COL:black				7.0195			
ENGINE								
2.4	Petrol	129	06/10-12/15	G4KC				
Engine	Information				S10	T10	T20 - T23	T22 - T25
All engines	COL:black				7.0195			
All engines	Conn. nr. 4, without cable					7.6327		
All engines	with cable							7.1289 T22
All engines								7.1297 T25

S10	OIL PRESSURE WARNING LIGHT SWITCH	T10	REVERSING LIGHT SWITCH	T20	BRAKE LIGHT SWITCH
T22	SWITCH CLUTCH CONTROL (CRUISE CONTROL)	T23	SWITCH BRAKE ACTUATION (ENGINE TIMING)	T25	SWITCH CLUTCH CONTROL (ENGINE CONTROL)

FUNCTIONS ON THE VEHICLE

Vehicle	alim.	kW	Date	Engine	 S10	 T10	 T20 - T23	 T22 - T25
---------	-------	----	------	--------	---	---	--	---

ENGINE				
2.4	Petrol	132	03/10->	--, G4KC, G4KJ

Engine	Information	S10	T10	T20 - T23	T22 - T25
All engines	COL:black	7.0195			
Eng. --, G4KJ			7.6309		
Eng. G4KJ	see connection type				7.1289, 7.1297 T22

ENGINE				
2.4	Petrol	149	09/10->	G4KJ

Engine	Information	S10	T10	T20 - T23	T22 - T25
All engines		7.0195	7.6309		
All engines	see connection type				7.1289, 7.1297 T22

ENGINE				
2.4 Hybrid	Petrol/ Electro	154	09/11->	--

Engine	Information	S10	T10	T20 - T23	T22 - T25
All engines		7.0195			

OPTIMA IV

ENGINE				
1.6 CRDi	Diesel	100	01/18->	D4FE

Engine	Information	S10	T10	T20 - T23	T22 - T25
All engines			7.6309		
All engines	Conn. nr. 4, without cable		7.6327		

ENGINE				
1.6 T-GDI	Petrol	132	01/18->	G4FJ

Engine	Information	S10	T10	T20 - T23	T22 - T25
All engines	COL:black	7.0195			

ENGINE				
1.7 CRDi	Diesel	104	11/15->	D4FD

Engine	Information	S10	T10	T20 - T23	T22 - T25
All engines			7.6309		
All engines	Conn. nr. 4, without cable		7.6327		

ENGINE				
2.0	Petrol	110	09/15->	G4ND

Engine	Information	S10	T10	T20 - T23	T22 - T25
All engines	COL:black	7.0195			
All engines	Conn. nr. 4, without cable		7.6327		

ENGINE				
2.0 CVVL	Petrol	120	09/15->	G4NA, G4ND

Engine	Information	S10	T10	T20 - T23	T22 - T25
All engines	COL:black	7.0195			
All engines	Conn. nr. 4, without cable		7.6327		

ENGINE				
2.0 GDi Hybrid	Petrol/ Electro	115	09/16->	G4NG

Engine	Information	S10	T10	T20 - T23	T22 - T25
All engines	COL:black	7.0195			

ENGINE				
2.0 GDI Hybrid	Petrol/ Electro	151	09/16->	G4NG

Engine	Information	S10	T10	T20 - T23	T22 - T25
All engines	COL:black	7.0195			





ENGINE				
2.0 T-GDi	Petrol	180	09/15->	G4KH

Engine	Information	S10	T10	T20 - T23	T22 - T25
All engines	COL:black	7.0195			

ENGINE				
2.0 T-GDi GT	Petrol	175	01/18->	G4KH

Engine	Information	S10	T10	T20 - T23	T22 - T25
All engines	COL:black	7.0195			

S10	OIL PRESSURE WARNING LIGHT SWITCH	T10	REVERSING LIGHT SWITCH	T20	BRAKE LIGHT SWITCH
T22	SWITCH CLUTCH CONTROL (CRUISE CONTROL)	T23	SWITCH BRAKE ACTUATION (ENGINE TIMING)	T25	SWITCH CLUTCH CONTROL (ENGINE CONTROL)

				FUNCTIONS ON THE VEHICLE				
Vehicle	alim.	kW	Date	Engine	 S10	 T10	 T20 - T23	 T22 - T25
ENGINE								
2.4 GDI	Petrol	138	09/15->	G4KJ				
ENGINE					S10	T10	T20 - T23	T22 - T25
Engine		Information						
All engines		COL:black			7.0195			
PICANTO I								
ENGINE								
1.0	Petrol	45	04/04->	G4HE				
ENGINE					S10	T10	T20 - T23	T22 - T25
Engine		Information						
All engines		Conn. nr. 2			7.0182			
All engines		COL:black			7.0195			
All engines					7.6313			
All engines		Conn. nr. 4				7.1294	T20	
All engines		-> 01/09/06, 01/03/06->, 01/10/06->, aut., Conn. nr. 2, LHD, RHD				7.1300	T20	
ENGINE								
1.0	Petrol	46	09/07->	G4HE				
ENGINE					S10	T10	T20 - T23	T22 - T25
Engine		Information						
All engines		Conn. nr. 2			7.0182			
All engines					7.6313			
All engines		Conn. nr. 4				7.1294	T20	
All engines		aut., Conn. nr. 2, LHD, RHD				7.1300	T20	
ENGINE								
1.0 BiFuel	Petrol/ Petro- leum Gas (LPG)	45	01/09-04/11	G4HE				
ENGINE					S10	T10	T20 - T23	T22 - T25
Engine		Information						
All engines		Conn. nr. 2			7.0182			
All engines					7.6313			
All engines		Conn. nr. 4				7.1294	T20	
ENGINE								
1.0 CVVT [ExtraEU]	Petrol	51	03/17->	G3LA				
ENGINE					S10	T10	T20 - T23	T22 - T25
Engine		Information						
All engines		Conn. nr. 2			7.0182			
ENGINE								
1.1	Petrol	48	04/04->	G4HG				
ENGINE					S10	T10	T20 - T23	T22 - T25
Engine		Information						
All engines		01/01/07->, Conn. nr. 2			7.0182			
All engines		-> 01/12/06, COL:black			7.0195			
All engines					7.6313			
All engines		Conn. nr. 4				7.1294	T20	
All engines		-> 01/09/06, 01/03/06->, 01/10/06->, aut., Conn. nr. 2, LHD, RHD				7.1300	T20	
ENGINE								
1.1	Petrol	71	08/07->	--				
ENGINE					S10	T10	T20 - T23	T22 - T25
Engine		Information						
All engines		26/12/06->			7.0182			
All engines		-> 26/12/06			7.0195			
All engines					7.6313		7.1289	T22
All engines		pole nr. 2, see connection type				7.1169, 7.1300	T20	
All engines		pole nr. 4				7.1294	T20	
ENGINE								
1.1 BiFuel	Petrol/ Petro- leum Gas (LPG)	48	01/09-04/11	G4HG				
ENGINE					S10	T10	T20 - T23	T22 - T25
Engine		Information						
All engines		Conn. nr. 2			7.0182			
All engines					7.6313			
All engines		Conn. nr. 4				7.1294	T20	
All engines		aut., Conn. nr. 2				7.1300	T20	
ENGINE								
1.1 CRDi	Diesel	55	11/05->	D3FA				
ENGINE					S10	T10	T20 - T23	T22 - T25
Engine		Information						
All engines		01/09/06->, Conn. nr. 2			7.0182			

S10	OIL PRESSURE WARNING LIGHT SWITCH	T10	REVERSING LIGHT SWITCH	T20	BRAKE LIGHT SWITCH
T22	SWITCH CLUTCH CONTROL (CRUISE CONTROL)	T23	SWITCH BRAKE ACTUATION (ENGINE TIMING)	T25	SWITCH CLUTCH CONTROL (ENGINE CONTROL)

FUNCTIONS ON THE VEHICLE

Vehicle	alim.	kW	Date	Engine	 S10	 T10	 T20 - T23	 T22 - T25
---------	-------	----	------	--------	---	---	--	---

				ENGINE
1.1 CRDi	Diesel	55	11/05->	D3FA

Engine	Information	S10	T10	T20 - T23	T22 - T25
All engines	-> 01/08/06, COL:black	7.0195			
All engines	Conn. nr. 4			7.1294 T20	
All engines	Conn. nr. 2, RHD			7.1300 T20	
All engines	with cable				7.1289 T22

				ENGINE
1.0	Petrol	49	04/15->	G3LA

Engine	Information	S10	T10	T20 - T23	T22 - T25
All engines	Conn. nr. 2	7.0182			
All engines	with cable		7.6313		
All engines	Conn. nr. 4, without cable		7.6327		
All engines					7.1297 T22, T25

				ENGINE
1.0	Petrol	51	05/11->	G3LA

Engine	Information	S10	T10	T20 - T23	T22 - T25
All engines	Conn. nr. 2	7.0182			
All engines	-start-stop function		7.6313		
All engines	+start-stop function, Conn. nr. 4, without cable		7.6327		
All engines					7.1297 T22, T25

				ENGINE
1.0	Petrol	60	05/11->	G3LA

Engine	Information	S10	T10	T20 - T23	T22 - T25
All engines		7.0182	7.6313		
All engines	Qty 2				7.1297 T22

				ENGINE
1.0 Bi-Fuel	Petrol/ Petroleum Gas (LPG)	60	05/11->	B3LA

Engine	Information	S10	T10	T20 - T23	T22 - T25
All engines	Conn. nr. 2	7.0182			
All engines	-start-stop function		7.6313		
All engines	+start-stop function, Conn. nr. 4, without cable		7.6327		
All engines					7.1297 T22, T25

				ENGINE
1.0 LPG	Petrol/ Petroleum Gas (LPG)	49	08/13->	B3LA

Engine	Information	S10	T10	T20 - T23	T22 - T25
All engines	Conn. nr. 2	7.0182			
All engines			7.6313		7.1297 T22, T25

				ENGINE
1.2	Petrol	63	09/11->	G4LA

Engine	Information	S10	T10	T20 - T23	T22 - T25
All engines	Conn. nr. 2	7.0182			
All engines	-start-stop function		7.6313		
All engines	+start-stop function, Conn. nr. 4, without cable		7.6327		
All engines					7.1297 T22, T25

				ENGINE
1.2	Petrol	64	09/11->	G4LA

Engine	Information	S10	T10	T20 - T23	T22 - T25
All engines		7.0182	7.6313		
All engines	Qty 2				7.1297 T22

				ENGINE
1.0	Petrol	49	03/17->	G3LA

Engine	Information	S10	T10	T20 - T23	T22 - T25
All engines	Conn. nr. 2	7.0182			

S10 OIL PRESSURE WARNING LIGHT SWITCH	T10 REVERSING LIGHT SWITCH	T20 BRAKE LIGHT SWITCH
T22 SWITCH CLUTCH CONTROL (CRUISE CONTROL)	T23 SWITCH BRAKE ACTUATION (ENGINE TIMING)	T25 SWITCH CLUTCH CONTROL (ENGINE CONTROL)

Vehicle	alim.	kW	Date	Engine	FUNCTIONS ON THE VEHICLE			
					S10	T10	T20 - T23	T22 - T25

PICANTO III

1.0	Petrol	49	03/17->	ENGINE G3LA
-----	--------	----	---------	----------------

Engine	Information	S10	T10	T20 - T23	T22 - T25
All engines	with cable		7.6313		
All engines	Conn. nr. 4, without cable		7.6327		

1.0 T-GDi	Petrol	74	03/17->	ENGINE G3LC
-----------	--------	----	---------	----------------

Engine	Information	S10	T10	T20 - T23	T22 - T25
All engines	Conn. nr. 2	7.0182			
All engines	Conn. nr. 4, without cable		7.6327		

1.2	Petrol	62	03/17->	ENGINE G4LA
-----	--------	----	---------	----------------

Engine	Information	S10	T10	T20 - T23	T22 - T25
All engines	Conn. nr. 2	7.0182			
All engines	with cable		7.6313		
All engines	Conn. nr. 4, without cable		7.6327		

PREGIO

2.5 D	Diesel	69	08/95-09/04	ENGINE D4BH
-------	--------	----	-------------	----------------

Engine	Information	S10	T10	T20 - T23	T22 - T25
All engines	-> 01/11/03	7.0017			
All engines	01/12/03 ->, COL:black	7.0195			
All engines				7.1017 T20	

2.5 TGi D	Diesel	69	09/02->	ENGINE D4BH
-----------	--------	----	---------	----------------

Engine	Information	S10	T10	T20 - T23	T22 - T25
All engines	-> 01/11/03	7.0017			
All engines	01/12/03 ->, COL:black	7.0195			
All engines				7.1017 T20	

2.7 D	Diesel	60	10/97->	ENGINE J2
-------	--------	----	---------	--------------

Engine	Information	S10	T10	T20 - T23	T22 - T25
All engines	01/01/01 ->	7.0017			
All engines	-> 01/12/00, COL:milk white, spanner size 24, switch press. 0.2 bar	7.0035			
All engines	-> 01/12/01		7.6206		
All engines				7.1017 T20	

PRIDE

1.1 i	Petrol	38	01/91-10/00	ENGINE B1
-------	--------	----	-------------	--------------

Engine	Information	S10	T10	T20 - T23	T22 - T25
All engines		7.0016	7.6206	7.1017 T20	

1.3	Petrol	47	08/98-05/01	ENGINE B3A5
-----	--------	----	-------------	----------------

Engine	Information	S10	T10	T20 - T23	T22 - T25
All engines		7.0016	7.6206	7.1017 T20	

1.3 16V	Petrol	44	01/90-10/00	ENGINE B3
---------	--------	----	-------------	--------------

Engine	Information	S10	T10	T20 - T23	T22 - T25
All engines		7.0016	7.6206	7.1017 T20	

1.3 16V	Petrol	47	10/96-05/01	ENGINE B3
---------	--------	----	-------------	--------------





Engine	Information	S10	T10	T20 - T23	T22 - T25
All engines		7.0016	7.6206	7.1017 T20	

1.3 16V	Petrol	53	01/90-09/01	ENGINE B3
---------	--------	----	-------------	--------------

Engine	Information	S10	T10	T20 - T23	T22 - T25
All engines		7.0016	7.6206	7.1017 T20	

S10 OIL PRESSURE WARNING LIGHT SWITCH	T10 REVERSING LIGHT SWITCH	T20 BRAKE LIGHT SWITCH
T22 SWITCH CLUTCH CONTROL (CRUISE CONTROL)	T23 SWITCH BRAKE ACTUATION (ENGINE TIMING)	T25 SWITCH CLUTCH CONTROL (ENGINE CONTROL)

FUNCTIONS ON THE VEHICLE

Vehicle	alim.	kW	Date	Engine	 S10	 T10	 T20 - T23	 T22 - T25
---------	-------	----	------	--------	---	---	--	---

ENGINE				
1.3 i	Petrol	51	01/90-05/97	--

Engine	Information	S10	T10	T20 - T23	T22 - T25
All engines		7.0016	7.6206	7.1017	T20

PRO CEE'D I			
-------------	--	--	--

ENGINE				
1.4	Petrol	80	02/08-09/12	G4FA

Engine	Information	S10	T10	T20 - T23	T22 - T25
All engines	COL:black	7.0195			
All engines	-start-stop function		7.6308		
All engines	+start-stop function, Conn. nr. 4, without cable		7.6327		
All engines	Conn. nr. 4			7.1294	T20

ENGINE				
1.4 CRDi	Diesel	66	05/15->	D4FC

Engine	Information	S10	T10	T20 - T23	T22 - T25
All engines	COL:black	7.0195			
All engines	Conn. nr. 4, without cable		7.6327		
All engines	-elect. Handbrake, with cable				7.1289 T25
All engines					7.1297 T22
All engines	+elect. handbrake, with cable				7.1302 T25

ENGINE				
1.4 CVT	Petrol	66	06/10-09/12	G4FA, G4FA-L

Engine	Information	S10	T10	T20 - T23	T22 - T25
All engines	COL:black	7.0195			
Eng. G4FA	-start-stop function		7.6308		
Eng. G4FA-L	see connection type		7.6309		
All engines	+start-stop function, Conn. nr. 4, see connection type, without cable		7.6327		
All engines	Conn. nr. 4, pole nr. 4			7.1294	T20
Eng. G4FA-L	pole nr. 2			7.1300	T20

ENGINE				
1.4 CVT	Petrol	73	05/12->	G4FA

Engine	Information	S10	T10	T20 - T23	T22 - T25
All engines	COL:black	7.0195			
All engines	Conn. nr. 4, without cable		7.6327		
All engines	-elect. Handbrake, with cable				7.1289 T25
All engines					7.1297 T22
All engines	+elect. handbrake, with cable				7.1302 T25

ENGINE				
1.4 CVT	Petrol	74	07/13->	G4FA

Engine	Information	S10	T10	T20 - T23	T22 - T25
All engines	COL:black	7.0195			
All engines	Conn. nr. 4, without cable		7.6327		
All engines	-elect. Handbrake, with cable				7.1289 T22
All engines					7.1297 T25
All engines	+elect. handbrake, with cable				7.1302 T22

ENGINE				
1.4 CVT	Petrol	77	02/08-09/12	G4FA


Engine	Information	S10	T10	T20 - T23	T22 - T25
All engines	COL:black	7.0195			
All engines	-start-stop function		7.6308		
All engines	+start-stop function, Conn. nr. 4, without cable		7.6327		
All engines	Conn. nr. 4			7.1294	T20
All engines	Conn. nr. 2			7.1300	T20
All engines	with cable				7.1289 T25

ENGINE				
1.6	Petrol	90	02/08-09/12	G4FC

Engine	Information	S10	T10	T20 - T23	T22 - T25
All engines	COL:black	7.0195			
All engines	-start-stop function		7.6308		
All engines	+start-stop function, Conn. nr. 4, without cable		7.6327		
All engines	Conn. nr. 4			7.1294	T20
All engines	Conn. nr. 2			7.1300	T20

S10 OIL PRESSURE WARNING LIGHT SWITCH	T10 REVERSING LIGHT SWITCH	T20 BRAKE LIGHT SWITCH
T22 SWITCH CLUTCH CONTROL (CRUISE CONTROL)	T23 SWITCH BRAKE ACTUATION (ENGINE TIMING)	T25 SWITCH CLUTCH CONTROL (ENGINE CONTROL)

FUNCTIONS ON THE VEHICLE

Vehicle	alim.	kW	Date	Engine	 S10	 T10	 T20 - T23	 T22 - T25
ENGINE								
1.6	Petrol	90	02/08-09/12	G4FC				
Engine	Information			S10	T10	T20 - T23	T22 - T25	
All engines	with cable						7.1289	T25
ENGINE								
1.6	Petrol	93	02/08-09/12	G4FC				
Engine	Information			S10	T10	T20 - T23	T22 - T25	
All engines	COL:black			7.0195				
All engines	Conn. nr. 4, without cable				7.6327			
All engines	Conn. nr. 4					7.1294	T20	
ENGINE								
1.6 CRDi	Diesel	94	10/12->	D4FB				
Engine	Information			S10	T10	T20 - T23	T22 - T25	
All engines	COL:black			7.0195				
All engines	Conn. nr. 4, without cable				7.6327			
All engines	-elect. Handbrake, with cable						7.1289	T25
All engines							7.1297	T22
All engines	+elect. handbrake, with cable						7.1302	T25
ENGINE								
1.6 CRDi 115	Diesel	85	02/08-09/12	D4FB				
Engine	Information			S10	T10	T20 - T23	T22 - T25	
All engines	COL:black			7.0195				
All engines	Conn. nr. 4, without cable				7.6327			
All engines	Conn. nr. 4					7.1294	T20	
All engines							7.1298	T22
ENGINE								
1.6 CRDi 128	Diesel	94	10/10-09/12	D4FB				
Engine	Information			S10	T10	T20 - T23	T22 - T25	
All engines	COL:black			7.0195				
All engines	Conn. nr. 4, without cable				7.6327			
All engines	Conn. nr. 4					7.1294	T20	
All engines	L= 150 mm, see connection type						7.1289	T22
All engines	L= 140 mm, see connection type						7.1297	T22
All engines	L= 250 mm, see connection type						7.1298	T22
ENGINE								
1.6 CRDi 90	Diesel	66	02/08-09/12	D4FB, D4FB-L				
Engine	Information			S10	T10	T20 - T23	T22 - T25	
All engines	COL:black			7.0195				
Eng. D4FB-L					7.6308		7.1298	T22
Eng. D4FB-L	+alarm switch				7.6311			
Eng. D4FB	Conn. nr. 4, without cable				7.6327			
Eng. D4FB	Conn. nr. 4					7.1294	T20	
ENGINE								
1.6 CVT	Petrol	85	01/08-09/12	G4FC				
Engine	Information			S10	T10	T20 - T23	T22 - T25	
All engines	COL:black			7.0195				
All engines	-start-stop function				7.6308			
All engines	+start-stop function, Conn. nr. 4, without cable				7.6327			
All engines	Conn. nr. 4, LHD					7.1294	T20	
All engines	Conn. nr. 2					7.1300	T20	
All engines	with cable						7.1289	T25
ENGINE								
1.6 CVT	Petrol	92	10/10-02/13	G4FC				
Engine	Information			S10	T10	T20 - T23	T22 - T25	
All engines	COL:black			7.0195				
All engines	Conn. nr. 4, without cable				7.6327			
All engines	Conn. nr. 4					7.1294	T20	
ENGINE								
1.6 GDi	Petrol	99	04/15->	G4FD				
Engine	Information			S10	T10	T20 - T23	T22 - T25	
All engines	COL:black			7.0195				
All engines	Conn. nr. 4, without cable				7.6327			

S10	OIL PRESSURE WARNING LIGHT SWITCH	T10	REVERSING LIGHT SWITCH	T20	BRAKE LIGHT SWITCH
T22	SWITCH CLUTCH CONTROL (CRUISE CONTROL)	T23	SWITCH BRAKE ACTUATION (ENGINE TIMING)	T25	SWITCH CLUTCH CONTROL (ENGINE CONTROL)

FUNCTIONS ON THE VEHICLE

Vehicle	alim.	kW	Date	Engine	 S10	 T10	 T20 - T23	 T22 - T25
---------	-------	----	------	--------	---	---	--	---

ENGINE				
1.6 GDi	Petrol	99	04/15->	G4FD

Engine	Information	S10	T10	T20 - T23	T22 - T25
All engines	-elect. Handbrake, with cable				7.1289 T25
All engines					7.1297 T22
All engines	+elect. handbrake, with cable				7.1302 T25

ENGINE				
2.0	Petrol	105	02/08-09/12	G4GC

Engine	Information	S10	T10	T20 - T23	T22 - T25
All engines		7.0017			
All engines	-> 01/10/08		7.6308		
All engines	01/11/08 ->, Conn. nr. 4, without cable		7.6327		
All engines	Conn. nr. 4			7.1294 T20	
All engines	Conn. nr. 2			7.1300 T20	

ENGINE				
2.0 CRDi 140	Diesel	103	02/08-09/12	D4EA, D4EA-F

Engine	Information	S10	T10	T20 - T23	T22 - T25
All engines	COL:black	7.0195			
Eng. D4EA-F			7.6309		
Eng. D4EA	Conn. nr. 4, without cable		7.6327		
Eng. D4EA	Conn. nr. 4			7.1294 T20	

ENGINE				
2.0 LPG	Petrol/ Petroleum Gas (LPG)	105	01/09-12/09	G4GC

Engine	Information	S10	T10	T20 - T23	T22 - T25
All engines		7.0017	7.6308		
All engines	Conn. nr. 4, without cable		7.6327		
All engines	-> 01/02/09, Conn. nr. 4			7.1294 T20	
All engines	01/03/09 ->, Conn. nr. 2			7.1300 T20	
All engines	with cable				7.1289 T22

PRO CEE'D II

ENGINE				
1.0 T-GDI	Petrol	74	07/15->	G3LC

Engine	Information	S10	T10	T20 - T23	T22 - T25
All engines	Conn. nr. 2	7.0182			
All engines	Conn. nr. 4, without cable		7.6327		
All engines	-elect. Handbrake, with cable				7.1289 T25
All engines					7.1297 T22
All engines	+elect. handbrake, with cable				7.1302 T25

ENGINE				
1.0 T-GDI	Petrol	88	07/15->	G3LC

Engine	Information	S10	T10	T20 - T23	T22 - T25
All engines	Conn. nr. 2	7.0182			
All engines	Conn. nr. 4, without cable		7.6327		
All engines	-elect. Handbrake, with cable				7.1289 T25
All engines					7.1297 T22
All engines	+elect. handbrake, with cable				7.1302 T25





ENGINE				
1.4 CRDi 90	Diesel	66	03/13->	D4FC

Engine	Information	S10	T10	T20 - T23	T22 - T25
All engines	COL:black	7.0195			
All engines	Conn. nr. 4, without cable		7.6327		
All engines	+elect. handbrake, -elect. Handbrake, LHD, RHD, with cable				7.1289 T22
All engines					7.1297 T25
All engines	+elect. handbrake, LHD, with cable				7.1302 T22

ENGINE				
1.4 CVT	Petrol	73	03/13->	G4FA

Engine	Information	S10	T10	T20 - T23	T22 - T25
All engines	COL:black	7.0195			
All engines	Conn. nr. 4, without cable		7.6327		
All engines	+elect. handbrake, -elect. Handbrake, LHD, RHD, with cable				7.1289 T22

S10 OIL PRESSURE WARNING LIGHT SWITCH	T10 REVERSING LIGHT SWITCH	T20 BRAKE LIGHT SWITCH
T22 SWITCH CLUTCH CONTROL (CRUISE CONTROL)	T23 SWITCH BRAKE ACTUATION (ENGINE TIMING)	T25 SWITCH CLUTCH CONTROL (ENGINE CONTROL)

				FUNCTIONS ON THE VEHICLE				
Vehicle	alim.	kW	Date	Engine	 S10	 T10	 T20 - T23	 T22 - T25
1.4 CVVT	Petrol	73	03/13->	ENGINE G4FA				
Engine	Information			S10	T10	T20 - T23	T22 - T25	
All engines							7.1297	T25
All engines	+elect. handbrake, LHD, with cable						7.1302	T22
1.4 MPI	Petrol	73	07/13->	ENGINE G4LC				
Engine	Information			S10	T10	T20 - T23	T22 - T25	
All engines	01/06/15 ->, Conn. nr. 2			7.0182				
All engines	-> 01/05/15, COL:black			7.0195				
All engines	Conn. nr. 4, without cable				7.6327			
All engines	with cable						7.1289	T25
All engines							7.1297	T22
1.4 MPI	Petrol	74	04/15->	ENGINE G4LC				
Engine	Information			S10	T10	T20 - T23	T22 - T25	
All engines	Conn. nr. 2			7.0182				
All engines	Conn. nr. 4, without cable				7.6327			
All engines	-elect. Handbrake, with cable						7.1289	T25
All engines							7.1297	T22
All engines	+elect. handbrake, with cable						7.1302	T25
1.6 CRDi 110	Diesel	81	03/13->	ENGINE D4FB				
Engine	Information			S10	T10	T20 - T23	T22 - T25	
All engines	COL:black			7.0195				
All engines	Conn. nr. 4, without cable				7.6327			
All engines	+elect. handbrake, -elect. Handbrake, LHD, RHD, with cable						7.1289	T22
All engines							7.1297	T25
All engines	+elect. handbrake, LHD, with cable						7.1302	T22
1.6 CRDi 128	Diesel	94	03/13->	ENGINE D4FB				
Engine	Information			S10	T10	T20 - T23	T22 - T25	
All engines	COL:black			7.0195				
All engines	Conn. nr. 4, without cable				7.6327			
All engines	+elect. handbrake, -elect. Handbrake, LHD, RHD, with cable						7.1289	T22
All engines							7.1297	T25
All engines	+elect. handbrake, LHD, with cable						7.1302	T22
1.6 CRDi 136	Diesel	100	07/15->	ENGINE D4FB				
Engine	Information			S10	T10	T20 - T23	T22 - T25	
All engines	COL:black			7.0195				
All engines	Conn. nr. 4, without cable				7.6327			
All engines	-elect. Handbrake, with cable						7.1289	T25
All engines							7.1297	T22
All engines	+elect. handbrake, with cable						7.1302	T25
1.6 CVVT	Petrol	95	03/13->	ENGINE G4FC				
Engine	Information			S10	T10	T20 - T23	T22 - T25	
All engines	COL:black			7.0195				
All engines	Conn. nr. 4, without cable				7.6327			
All engines	-elect. Handbrake, with cable						7.1289	T25
All engines							7.1297	T22
All engines	+elect. handbrake, with cable						7.1302	T25
1.6 GDI	Petrol	99	03/13->	ENGINE G4FD				
Engine	Information			S10	T10	T20 - T23	T22 - T25	
All engines	COL:black			7.0195				
All engines	Conn. nr. 4, without cable				7.6327			
All engines	+elect. handbrake, -elect. Handbrake, LHD, RHD, with cable						7.1289	T22
All engines							7.1297	T25
All engines	+elect. handbrake, LHD, with cable						7.1302	T22

S10 OIL PRESSURE WARNING LIGHT SWITCH	T10 REVERSING LIGHT SWITCH	T20 BRAKE LIGHT SWITCH
T22 SWITCH CLUTCH CONTROL (CRUISE CONTROL)	T23 SWITCH BRAKE ACTUATION (ENGINE TIMING)	T25 SWITCH CLUTCH CONTROL (ENGINE CONTROL)

FUNCTIONS ON THE VEHICLE

Vehicle	alim.	kW	Date	Engine	 S10	 T10	 T20 - T23	 T22 - T25
---------	-------	----	------	--------	---	---	--	---

				ENGINE
1.6 GT	Petrol	150	06/13->	G4FJ

Engine	Information	S10	T10	T20 - T23	T22 - T25
All engines	COL:black	7.0195			
All engines	Conn. nr. 4, without cable		7.6327		
All engines	+elect. handbrake, -elect. Handbrake, LHD, RHD, with cable				7.1289 T22
All engines					7.1297 T25
All engines	+elect. handbrake, LHD, with cable				7.1302 T22

				ENGINE
3.8 [ExtraEU]	Petrol	216	05/12->	G6DK

Engine	Information	S10	T10	T20 - T23	T22 - T25
All engines	COL:black	7.0195			

				ENGINE
5.0 GDI	Petrol	312	05/15->	G8BE

Engine	Information	S10	T10	T20 - T23	T22 - T25
All engines	COL:black	7.0195			

				ENGINE
2.0 16V	Petrol	94	05/00->	FE, FE (16V)

Engine	Information	S10	T10	T20 - T23	T22 - T25
All engines	COL:milk white, spanner size 24, switch press. 0.2 bar	7.0035			
Eng. FE			7.6206		
All engines				7.1017	T20

				ENGINE
2.0 TD	Diesel	61	06/99->	RF

Engine	Information	S10	T10	T20 - T23	T22 - T25
All engines		7.0016	7.6206	7.1017	T20

				ENGINE
1.3	Petrol	55	08/00-02/05	A3E

Engine	Information	S10	T10	T20 - T23	T22 - T25
All engines	COL:milk white, spanner size 24, switch press. 0.2 bar	7.0035			
All engines			7.6309	7.1017	T20

				ENGINE
1.3	Petrol	60	08/00-02/05	A3E

Engine	Information	S10	T10	T20 - T23	T22 - T25
All engines	COL:milk white, spanner size 24, switch press. 0.2 bar	7.0035			
All engines			7.6309	7.1017	T20

				ENGINE
1.5	Petrol	70	09/02-02/05	A5D

Engine	Information	S10	T10	T20 - T23	T22 - T25
All engines	COL:milk white, spanner size 24, switch press. 0.2 bar	7.0035			
All engines			7.6309	7.1017	T20

				ENGINE
1.5 16V	Petrol	71	09/02-02/05	A5D

Engine	Information	S10	T10	T20 - T23	T22 - T25
All engines	COL:milk white, spanner size 24, switch press. 0.2 bar	7.0035			
All engines			7.6309	7.1017	T20

				ENGINE
1.5 16V	Petrol	72	08/00-02/05	A5D

Engine	Information	S10	T10	T20 - T23	T22 - T25
All engines	COL:milk white, spanner size 24, switch press. 0.2 bar	7.0035			
All engines			7.6309	7.1017	T20

				ENGINE
1.6 [CAN] [USA]	Petrol	0	06/00-02/05	--

Engine	Information	S10	T10	T20 - T23	T22 - T25
All engines		7.0035	7.6309	7.1017	T20

S10	OIL PRESSURE WARNING LIGHT SWITCH	T10	REVERSING LIGHT SWITCH	T20	BRAKE LIGHT SWITCH
T22	SWITCH CLUTCH CONTROL (CRUISE CONTROL)	T23	SWITCH BRAKE ACTUATION (ENGINE TIMING)	T25	SWITCH CLUTCH CONTROL (ENGINE CONTROL)

FUNCTIONS ON THE VEHICLE

Vehicle	alim.	kW	Date	Engine	 S10	 T10	 T20 - T23	 T22 - T25
---------	-------	----	------	--------	---	---	--	---

RIO II

1.4 16V	Petrol	71	03/05->	ENGINE G4EE
---------	--------	----	---------	----------------

Engine	Information	S10	T10	T20 - T23	T22 - T25
All engines		7.0017	7.6308		7.1297 T22
All engines	Conn. nr. 4			7.1294 T20	

1.5 CRDi	Diesel	65	06/08->	ENGINE D4FA
----------	--------	----	---------	----------------

Engine	Information	S10	T10	T20 - T23	T22 - T25
All engines	COL:black	7.0195			
All engines			7.6308		
All engines	Conn. nr. 4			7.1294 T20	

1.5 CRDi	Diesel	81	03/05->	ENGINE D4FA
----------	--------	----	---------	----------------

Engine	Information	S10	T10	T20 - T23	T22 - T25
All engines	COL:black	7.0195			
All engines			7.6308		7.1297 T22
All engines	Conn. nr. 4			7.1294 T20	

1.6 16V	Petrol	82	03/05->	ENGINE G4ED
---------	--------	----	---------	----------------

Engine	Information	S10	T10	T20 - T23	T22 - T25
All engines		7.0017	7.6308		7.1297 T22
All engines	Conn. nr. 4			7.1294 T20	

1.6 CVT	Petrol	82	03/05->	ENGINE G4ED
---------	--------	----	---------	----------------

Engine	Information	S10	T10	T20 - T23	T22 - T25
All engines		7.0017	7.6308		7.1297 T22
All engines	Conn. nr. 4			7.1294 T20	

RIO III

1.1 CRDi	Diesel	55	09/11->	ENGINE D3FA
----------	--------	----	---------	----------------

Engine	Information	S10	T10	T20 - T23	T22 - T25
All engines	COL:black	7.0195			
All engines	Conn. nr. 4, without cable		7.6327		
All engines	with cable				7.1289 T25
All engines					7.1297 T22

1.2	Petrol	51	09/11->	ENGINE G4LA
-----	--------	----	---------	----------------

Engine	Information	S10	T10	T20 - T23	T22 - T25
All engines	Conn. nr. 2	7.0182			
All engines			7.6313		
All engines	Conn. nr. 4, without cable		7.6327		
All engines	LHD, with cable				7.1289 T22

1.2 CVT	Petrol	62	11/14->	ENGINE G4LA
---------	--------	----	---------	----------------

Engine	Information	S10	T10	T20 - T23	T22 - T25
All engines	Conn. nr. 2	7.0182			
All engines	-start-stop function		7.6313		
All engines	+start-stop function, Conn. nr. 4, without cable		7.6327		
All engines	with cable				7.1289 T22, T25
All engines					7.1297 T22, T25

1.2 CVT	Petrol	63	04/15->	ENGINE G4LA
---------	--------	----	---------	----------------

Engine	Information	S10	T10	T20 - T23	T22 - T25
All engines	Conn. nr. 2	7.0182			
All engines	with cable		7.6313		7.1289 T25
All engines	Conn. nr. 4, without cable		7.6327		
All engines					7.1297 T22

S10	OIL PRESSURE WARNING LIGHT SWITCH	T10	REVERSING LIGHT SWITCH	T20	BRAKE LIGHT SWITCH
T22	SWITCH CLUTCH CONTROL (CRUISE CONTROL)	T23	SWITCH BRAKE ACTUATION (ENGINE TIMING)	T25	SWITCH CLUTCH CONTROL (ENGINE CONTROL)

FUNCTIONS ON THE VEHICLE

Vehicle	alim.	kW	Date	Engine	 S10	 T10	 T20 - T23	 T22 - T25
---------	-------	----	------	--------	---	---	--	---

ENGINE				
1.25 CVVT	Petrol	63	09/11->	G4LA

Engine	Information	S10	T10	T20 - T23	T22 - T25
All engines	Conn. nr. 2	7.0182			
All engines	-start-stop function		7.6313		
All engines	+start-stop function, Conn. nr. 4, without cable		7.6327		
All engines	with cable				7.1289 T22, T25
All engines					7.1297 T22, T25

ENGINE				
1.25 CVVT	Petrol	65	09/11->	G4LA

Engine	Information	S10	T10	T20 - T23	T22 - T25
All engines		7.0182			
All engines	without cable		7.6309		
All engines	with cable		7.6313		
All engines	see connection type				7.1289, 7.1297 T22

ENGINE				
1.25 LPG	Petrol/ Petro- leum Gas (LPG)	63	09/11->	G4LA

Engine	Information	S10	T10	T20 - T23	T22 - T25
All engines	Conn. nr. 2	7.0182			
All engines	-start-stop function		7.6313		
All engines	+start-stop function, Conn. nr. 4, without cable		7.6327		
All engines	with cable				7.1289 T22
All engines					7.1297 T25

ENGINE				
1.4	Petrol	55	01/10-12/11	G4EE

Engine	Information	S10	T10	T20 - T23	T22 - T25
All engines		7.0017	7.6308		
All engines	Conn. nr. 4			7.1294 T20	

ENGINE				
1.4 CRDi	Diesel	66	09/11->	D4FC

Engine	Information	S10	T10	T20 - T23	T22 - T25
All engines	COL:black	7.0195			
All engines	Conn. nr. 4, without cable		7.6327		
All engines	with cable				7.1289 T25
All engines					7.1297 T22

ENGINE				
1.4 CVVT	Petrol	78	10/11->	G4FA

Engine	Information	S10	T10	T20 - T23	T22 - T25
All engines		7.0195			
All engines	see connection type		7.6309, 7.6327		7.1289, 7.1297 T22

ENGINE				
1.4 CVVT	Petrol	79	06/11->	G4FA

Engine	Information	S10	T10	T20 - T23	T22 - T25
All engines	COL:black	7.0195			
All engines	Conn. nr. 4, without cable		7.6327		
All engines	with cable				7.1289 T22
All engines					7.1297 T25

ENGINE				
1.4 CVVT	Petrol	80	09/11->	G4FA



Engine	Information	S10	T10	T20 - T23	T22 - T25
All engines	COL:black	7.0195			
All engines	Conn. nr. 4, without cable		7.6327		
All engines	with cable				7.1289 T25
All engines					7.1297 T22

ENGINE				
1.6 CVVT	Petrol	90	06/12->	G4FC

Engine	Information	S10	T10	T20 - T23	T22 - T25
All engines	COL:black	7.0195			

S10 OIL PRESSURE WARNING LIGHT SWITCH	T10 REVERSING LIGHT SWITCH	T20 BRAKE LIGHT SWITCH
T22 SWITCH CLUTCH CONTROL (CRUISE CONTROL)	T23 SWITCH BRAKE ACTUATION (ENGINE TIMING)	T25 SWITCH CLUTCH CONTROL (ENGINE CONTROL)

FUNCTIONS ON THE VEHICLE

Vehicle	alim.	kW	Date	Engine	 S10	 T10	 T20 - T23	 T22 - T25
---------	-------	----	------	--------	---	---	--	---

				ENGINE
1.6 CVVT	Petrol	90	06/12->	G4FC

Engine	Information	S10	T10	T20 - T23	T22 - T25
All engines	Conn. nr. 4, without cable		7.6327		
All engines	with cable				7.1289 T22
All engines					7.1297 T25

				ENGINE
1.0 T-GDI 100	Petrol	74	01/17->	G3LC

Engine	Information	S10	T10	T20 - T23	T22 - T25
All engines	Conn. nr. 2	7.0182			
All engines	Conn. nr. 4, without cable		7.6327		

				ENGINE
1.0 T-GDI 120	Petrol	88	01/17->	G3LC

Engine	Information	S10	T10	T20 - T23	T22 - T25
All engines	Conn. nr. 2	7.0182			
All engines	Conn. nr. 4, without cable		7.6327		

				ENGINE
1.25	Petrol	62	01/17->	G4LA

Engine	Information	S10	T10	T20 - T23	T22 - T25
All engines	Conn. nr. 2	7.0182			
All engines	with cable		7.6313		
All engines	Conn. nr. 4, without cable		7.6327		

				ENGINE
1.4	Petrol	73	01/17->	G4LC

Engine	Information	S10	T10	T20 - T23	T22 - T25
All engines	Conn. nr. 2	7.0182			
All engines	Conn. nr. 4, without cable		7.6327		

				ENGINE
1.4	Petrol	74	07/17->	G4LC

Engine	Information	S10	T10	T20 - T23	T22 - T25
All engines	Conn. nr. 2	7.0182			
All engines	Conn. nr. 4, without cable		7.6327		

				ENGINE
1.4 CRDi 77	Diesel	57	01/17->	D4FC

Engine	Information	S10	T10	T20 - T23	T22 - T25
All engines	Conn. nr. 4, without cable		7.6327		

				ENGINE
1.4 CRDi 90	Diesel	66	01/17->	D4FC

Engine	Information	S10	T10	T20 - T23	T22 - T25
All engines	Conn. nr. 4, without cable		7.6327		

				ENGINE
1.6	Petrol	90	07/17->	G4FG

Engine	Information	S10	T10	T20 - T23	T22 - T25
All engines	COL:black	7.0195			
All engines	Conn. nr. 4, without cable		7.6327		

SEDONA

				ENGINE
2.5	Petrol	121	06/98->	--

Engine	Information	S10	T10	T20 - T23	T22 - T25
All engines		7.0035	7.6229	7.1017 T20	

				ENGINE
2.9TD	Diesel	93	06/98-07/01	--

Engine	Information	S10	T10	T20 - T23	T22 - T25
All engines	01/12/00 ->	7.0017			
All engines	-> 01/12/00	7.0035			
All engines			7.6229	7.1017 T20	

SEPHIA I

				ENGINE
1.5 i	Petrol	59	02/96-10/97	B5

Engine	Information	S10	T10	T20 - T23	T22 - T25
All engines		7.0035		7.1017 T20	

S10	OIL PRESSURE WARNING LIGHT SWITCH	T10	REVERSING LIGHT SWITCH	T20	BRAKE LIGHT SWITCH
T22	SWITCH CLUTCH CONTROL (CRUISE CONTROL)	T23	SWITCH BRAKE ACTUATION (ENGINE TIMING)	T25	SWITCH CLUTCH CONTROL (ENGINE CONTROL)

FUNCTIONS ON THE VEHICLE

Vehicle	alim.	kW	Date	Engine	 S10	 T10	 T20 - T23	 T22 - T25
---------	-------	----	------	--------	---	---	--	---

SEPHIA I

1.5 i	Petrol	59	02/96-10/97	ENGINE B5
-------	--------	----	-------------	--------------

Engine	Information	S10	T10	T20 - T23	T22 - T25
All engines	-> 17/05/99		7.6198		
All engines	17/05/99 ->		7.6309		

1.6 i	Petrol	59	09/93-10/97	ENGINE B6
-------	--------	----	-------------	--------------

Engine	Information	S10	T10	T20 - T23	T22 - T25
All engines		7.0035	7.6198	7.1044 T20	

1.8 i 16V	Petrol	0	01/95-10/97	ENGINE --
-----------	--------	---	-------------	--------------

Engine	Information	S10	T10	T20 - T23	T22 - T25
All engines		7.0035	7.6198		
All engines	pole nr. 2			7.1017 T20	
All engines	pole nr. 4			7.1044 T20	

1.8 i 16V	Petrol	82	01/95-10/97	ENGINE OK24N, OK26Y
-----------	--------	----	-------------	------------------------

Engine	Information	S10	T10	T20 - T23	T22 - T25
All engines		7.0035			
All engines	-> 26/05/99		7.6198		
All engines	pole nr. 2			7.1017 T20	
All engines	pole nr. 4			7.1044 T20	

SEPHIA II

1.5	Petrol	65	10/97-10/01	ENGINE BFD
-----	--------	----	-------------	---------------

Engine	Information	S10	T10	T20 - T23	T22 - T25
All engines	COL:milk white, spanner size 24, switch press. 0.2 bar	7.0035			
All engines	01/06/99 ->		7.6309		
All engines				7.1017 T20	

1.5 i 16V	Petrol	0	09/97->	ENGINE --
-----------	--------	---	---------	--------------

Engine	Information	S10	T10	T20 - T23	T22 - T25
All engines		7.0035		7.1017 T20	
All engines	-> 17/05/99		7.6198		
All engines	17/05/99 ->		7.6309		

1.6 i 16V	Petrol	0	07/00->	ENGINE --
-----------	--------	---	---------	--------------

Engine	Information	S10	T10	T20 - T23	T22 - T25
All engines		7.0035	7.6309	7.1017 T20	

1.8	Petrol	81	02/98-03/01	ENGINE TED
-----	--------	----	-------------	---------------

Engine	Information	S10	T10	T20 - T23	T22 - T25
All engines	COL:milk white, spanner size 24, switch press. 0.2 bar	7.0035			
All engines				7.1017 T20	

1.8 i 16V	Petrol	0	09/97->	ENGINE --
-----------	--------	---	---------	--------------

Engine	Information	S10	T10	T20 - T23	T22 - T25
All engines		7.0035			
All engines	-> 26/05/99		7.6198		
All engines	pole nr. 2			7.1017 T20	
All engines	pole nr. 4			7.1044 T20	

SHUMA I

1.5	Petrol	59	03/96-12/98	ENGINE OK280
-----	--------	----	-------------	-----------------

Engine	Information	S10	T10	T20 - T23	T22 - T25
All engines		7.0035	7.6198	7.1017 T20	


1.5	Petrol	65	09/97-03/01	ENGINE BFD
-----	--------	----	-------------	---------------

Engine	Information	S10	T10	T20 - T23	T22 - T25
All engines	COL:milk white, spanner size 24, switch press. 0.2 bar	7.0035			
All engines	01/06/99 ->		7.6309		

S10 OIL PRESSURE WARNING LIGHT SWITCH	T10 REVERSING LIGHT SWITCH	T20 BRAKE LIGHT SWITCH
T22 SWITCH CLUTCH CONTROL (CRUISE CONTROL)	T23 SWITCH BRAKE ACTUATION (ENGINE TIMING)	T25 SWITCH CLUTCH CONTROL (ENGINE CONTROL)

				FUNCTIONS ON THE VEHICLE						
Vehicle	alim.	kW	Date	Engine	 S10	 T10	 T20 - T23	 T22 - T25		
ENGINE										
1.5	Petrol	65	09/97-03/01	BFD						
ENGINE										
Engine Information					S10	T10	T20 - T23	T22 - T25		
All engines							7.1017	T20		
ENGINE										
1.5 i 16V	Petrol	65	10/97-10/01	ZY-VE						
ENGINE										
Engine Information					S10	T10	T20 - T23	T22 - T25		
All engines					7.0035		7.1017	T20		
All engines					-> 17/05/99	7.6198				
All engines					17/05/99 ->	7.6309				
ENGINE										
1.6	Petrol	75	01/01-12/01	GA6D						
ENGINE										
Engine Information					S10	T10	T20 - T23	T22 - T25		
All engines					7.0035					
All engines						7.6309	7.1017	T20		
ENGINE										
1.8	Petrol	81	02/98-03/01	TED						
ENGINE										
Engine Information					S10	T10	T20 - T23	T22 - T25		
All engines					7.0035					
All engines							7.1017	T20		
ENGINE										
1.8 i 16V	Petrol	81	10/97-03/01	T8						
ENGINE										
Engine Information					S10	T10	T20 - T23	T22 - T25		
All engines					7.0035		7.1017	T20		
All engines					-> 26/05/99	7.6198				
SHUMA II										
ENGINE										
1.6	Petrol	75	05/01-08/04	GA6D						
ENGINE										
Engine Information					S10	T10	T20 - T23	T22 - T25		
All engines					7.0035					
All engines						7.6309	7.1017	T20		
ENGINE										
1.8	Petrol	81	05/01-06/04	T8						
ENGINE										
Engine Information					S10	T10	T20 - T23	T22 - T25		
All engines					7.0035		7.1017	T20		
ENGINE										
1.8	Petrol	84	04/03-08/04	T8, T8D						
ENGINE										
Engine Information					S10	T10	T20 - T23	T22 - T25		
All engines					7.0035					
All engines							7.1017	T20		
SORENTO I										
ENGINE										
2.2 CRDi	Diesel	147	11/09-12/15	D4HB						
ENGINE										
Engine Information					S10	T10	T20 - T23	T22 - T25		
All engines					7.0195					
All engines						7.6327				
All engines					-> 01/06/12, Conn. nr. 4, LHD, RHD		7.1294	T20		
All engines								7.1289 T25		
All engines								7.1297 T22		
ENGINE										
2.4	Petrol	102	08/02->	G4JS						
ENGINE										
Engine Information					S10	T10	T20 - T23	T22 - T25		
All engines					7.0017	7.6309	7.1044	T20		
ENGINE										
2.4 CVT BiFuel	Petrol/ Petroleum Gas (LPG)	126	04/10-12/15	G4KE						
ENGINE										
Engine Information					S10	T10	T20 - T23	T22 - T25		
All engines					7.0195					
All engines						7.6327				
All engines							7.1294	T20		
All engines								7.1289 T25		
Legend										
S10	OIL PRESSURE WARNING LIGHT SWITCH			T10	REVERSING LIGHT SWITCH			T20	BRAKE LIGHT SWITCH	
T22	SWITCH CLUTCH CONTROL (CRUISE CONTROL)			T23	SWITCH BRAKE ACTUATION (ENGINE TIMING)			T25	SWITCH CLUTCH CONTROL (ENGINE CONTROL)	

FUNCTIONS ON THE VEHICLE

Vehicle	alim.	kW	Date	Engine	 S10	 T10	 T20 - T23	 T22 - T25
---------	-------	----	------	--------	---	---	--	---

ENGINE				
2.4 CVT BiFuel	Petrol/ Petroleum Gas (LPG)	126	04/10-12/15	G4KE

Engine	Information	S10	T10	T20 - T23	T22 - T25
All engines					7.1297 T22

ENGINE				
2.5 CRDi	Diesel	103	08/02->	D4CB

Engine	Information	S10	T10	T20 - T23	T22 - T25
All engines	-> 01/06/03	7.0017			
All engines	01/07/03 ->, COL:black	7.0195			
All engines			7.6309	7.1044 T20	

ENGINE				
2.5 CRDi	Diesel	120	05/06->	D4CB

Engine	Information	S10	T10	T20 - T23	T22 - T25
All engines	COL:black	7.0195			
All engines			7.6309	7.1044 T20	

ENGINE				
2.5 CRDi	Diesel	125	12/06->	D4CB

Engine	Information	S10	T10	T20 - T23	T22 - T25
All engines	COL:black	7.0195			
All engines				7.1044 T20	

ENGINE				
2.5 CRDi [ExtraEU]	Diesel	131	09/06-12/11	D4CB

Engine	Information	S10	T10	T20 - T23	T22 - T25
All engines	COL:black	7.0195			
All engines				7.1044 T20	

ENGINE				
3.3 V6	Petrol	177	12/06->	--

Engine	Information	S10	T10	T20 - T23	T22 - T25
All engines		7.0195		7.1294 T20	

ENGINE				
3.3 V6 4WD	Petrol	182	02/07->	G6DB

Engine	Information	S10	T10	T20 - T23	T22 - T25
All engines	COL:black	7.0195			
All engines	Conn. nr. 4			7.1294 T20	

ENGINE				
3.5 V6 4WD	Petrol	143	08/02->	G6CU

Engine	Information	S10	T10	T20 - T23	T22 - T25
All engines				7.1044 T20	

SORENTO II

ENGINE				
2.0 CRDi	Diesel	110	11/10->	D4HA

Engine	Information	S10	T10	T20 - T23	T22 - T25
All engines	COL:black	7.0195			
All engines	Conn. nr. 4, without cable		7.6327		
All engines	Conn. nr. 4			7.1294 T20	
All engines	with cable				7.1289 T25
All engines					7.1297 T22

ENGINE				
2.0 CRDi	Diesel	135	11/09-12/15	D4HA





Engine	Information	S10	T10	T20 - T23	T22 - T25
All engines		7.0195			
All engines	Qty 2		7.6309		
All engines	no specific info conc. application available			7.1294 T20	
All engines	see connection type				7.1289, 7.1297 T22

ENGINE				
2.0 CRDi 4WD	Diesel	110	11/10->	D4HA

Engine	Information	S10	T10	T20 - T23	T22 - T25
All engines	COL:black	7.0195			
All engines	Conn. nr. 4, without cable		7.6327		

S10 OIL PRESSURE WARNING LIGHT SWITCH	T10 REVERSING LIGHT SWITCH	T20 BRAKE LIGHT SWITCH
T22 SWITCH CLUTCH CONTROL (CRUISE CONTROL)	T23 SWITCH BRAKE ACTUATION (ENGINE TIMING)	T25 SWITCH CLUTCH CONTROL (ENGINE CONTROL)

FUNCTIONS ON THE VEHICLE

Vehicle	alim.	kW	Date	Engine	 S10	 T10	 T20 - T23	 T22 - T25
ENGINE								
2.0 CRDi 4WD	Diesel	110	11/10->	D4HA				
Engine	Information			S10	T10	T20 - T23	T22 - T25	
All engines	Conn. nr. 4					7.1294 T20		
All engines	see connection type						7.1289, 7.1297	T22
ENGINE								
2.0 CRDi 4WD	Diesel	135	11/09-12/15	D4HA				
Engine	Information			S10	T10	T20 - T23	T22 - T25	
All engines				7.0195				
All engines	Qty 2				7.6309			
All engines	no specific info conc. application available					7.1294 T20		
All engines	see connection type						7.1289, 7.1297	T22
ENGINE								
2.2 CRDi	Diesel	145	11/09->	D4HB				
Engine	Information			S10	T10	T20 - T23	T22 - T25	
All engines	COL:black			7.0195				
All engines	Conn. nr. 4, without cable				7.6327			
All engines	Conn. nr. 4					7.1294 T20		
All engines	see connection type						7.1289, 7.1297	T22
ENGINE								
2.2 CRDi 4WD	Diesel	145	11/09->	D4HB				
Engine	Information			S10	T10	T20 - T23	T22 - T25	
All engines	COL:black			7.0195				
All engines	Conn. nr. 4, without cable				7.6327			
All engines	Conn. nr. 4					7.1294 T20		
All engines	see connection type						7.1289, 7.1297	T22
ENGINE								
2.4 CVT	Petrol	128	11/09->	G4KE				
Engine	Information			S10	T10	T20 - T23	T22 - T25	
All engines	COL:black			7.0195				
All engines	Conn. nr. 4, without cable				7.6327			
All engines	Conn. nr. 4					7.1294 T20		
All engines	see connection type						7.1289, 7.1297	T22
ENGINE								
2.4 CVT	Petrol	141	10/12->	G4KJ				
Engine	Information			S10	T10	T20 - T23	T22 - T25	
All engines	COL:black			7.0195				
All engines	Conn. nr. 4, LHD					7.1294 T20		
All engines	with cable						7.1289	T22
All engines							7.1297	T25
ENGINE								
2.4 CVT 4WD	Petrol	128	11/09->	G4KE				
Engine	Information			S10	T10	T20 - T23	T22 - T25	
All engines	COL:black			7.0195				
All engines	Conn. nr. 4, without cable				7.6327			
All engines	Conn. nr. 4					7.1294 T20		
All engines	see connection type						7.1289, 7.1297	T22
ENGINE								
2.4 CVT 4WD	Petrol	141	10/12->	G4KJ				
Engine	Information			S10	T10	T20 - T23	T22 - T25	
All engines	COL:black			7.0195				
All engines	Conn. nr. 4, LHD					7.1294 T20		
All engines	with cable						7.1289	T22
All engines							7.1297	T25
ENGINE								
2.4 GDI	Petrol	141	10/12->	G4KJ				
Engine	Information			S10	T10	T20 - T23	T22 - T25	
All engines	COL:black			7.0195				
All engines	Conn. nr. 4, LHD					7.1294 T20		

S10	OIL PRESSURE WARNING LIGHT SWITCH	T10	REVERSING LIGHT SWITCH	T20	BRAKE LIGHT SWITCH
T22	SWITCH CLUTCH CONTROL (CRUISE CONTROL)	T23	SWITCH BRAKE ACTUATION (ENGINE TIMING)	T25	SWITCH CLUTCH CONTROL (ENGINE CONTROL)

FUNCTIONS ON THE VEHICLE

Vehicle	alim.	kW	Date	Engine	 S10	 T10	 T20 - T23	 T22 - T25
---------	-------	----	------	--------	---	---	--	---

				ENGINE
2.4 GDI	Petrol	141	10/12->	G4KJ

Engine	Information	S10	T10	T20 - T23	T22 - T25
All engines	with cable				7.1289 T22
All engines					7.1297 T25

				ENGINE
2.4 GDI 4WD	Petrol	141	10/12->	G4KJ

Engine	Information	S10	T10	T20 - T23	T22 - T25
All engines	COL:black	7.0195			
All engines	Conn. nr. 4, LHD			7.1294 T20	
All engines	with cable				7.1289 T22
All engines					7.1297 T25

				ENGINE
3.3 GDI	Petrol	0	10/12->	--

Engine	Information	S10	T10	T20 - T23	T22 - T25
All engines		7.0195		7.1294 T20	

				ENGINE
3.5	Petrol	204	05/13->	G6DC

Engine	Information	S10	T10	T20 - T23	T22 - T25
All engines		7.0195			
All engines	no specific info conc. application available			7.1294 T20	

				ENGINE
3.5	Petrol	207	11/09->	G6DC

Engine	Information	S10	T10	T20 - T23	T22 - T25
All engines		7.0195			
All engines	no specific info conc. application available			7.1294 T20	

				ENGINE
3.5 4WD	Petrol	203	11/09->	G6DC

Engine	Information	S10	T10	T20 - T23	T22 - T25
All engines		7.0195			
All engines	no specific info conc. application available			7.1294 T20	

				ENGINE
3.5 4WD	Petrol	204	05/13->	G6DC

Engine	Information	S10	T10	T20 - T23	T22 - T25
All engines		7.0195			
All engines	no specific info conc. application available			7.1294 T20	

SORENTO III

				ENGINE
2.0 CRDI 4WD	Diesel	136	07/15->	D4HA

Engine	Information	S10	T10	T20 - T23	T22 - T25
All engines	COL:black	7.0195			

				ENGINE
2.2 CRDi	Diesel	147	01/15->	D4HB

Engine	Information	S10	T10	T20 - T23	T22 - T25
All engines	COL:black	7.0195			
All engines	Conn. nr. 4, without cable		7.6327		

				ENGINE
2.2 CRDI 4WD	Diesel	145	11/16->	D4HB

Engine	Information	S10	T10	T20 - T23	T22 - T25
All engines	COL:black	7.0195			
All engines	Conn. nr. 4, without cable		7.6327		

				ENGINE
2.2 CRDi 4WD	Diesel	147	01/15->	D4HB



Engine	Information	S10	T10	T20 - T23	T22 - T25
All engines	COL:black	7.0195			
All engines	Conn. nr. 4, without cable		7.6327		

				ENGINE
2.4	Petrol	129	01/15->	G4KE

Engine	Information	S10	T10	T20 - T23	T22 - T25
All engines	COL:black	7.0195			

S10 OIL PRESSURE WARNING LIGHT SWITCH	T10 REVERSING LIGHT SWITCH	T20 BRAKE LIGHT SWITCH
T22 SWITCH CLUTCH CONTROL (CRUISE CONTROL)	T23 SWITCH BRAKE ACTUATION (ENGINE TIMING)	T25 SWITCH CLUTCH CONTROL (ENGINE CONTROL)

FUNCTIONS ON THE VEHICLE

Vehicle	alim.	kW	Date	Engine	 S10	 T10	 T20 - T23	 T22 - T25
---------	-------	----	------	--------	---	---	--	---

				ENGINE
2.4 4WD	Petrol	129	01/15->	G4KE

Engine	Information	S10	T10	T20 - T23	T22 - T25
All engines	COL:black	7.0195			
All engines			7.6309		

				ENGINE
2.4 GDI	Petrol	138	01/15->	G4KJ

Engine	Information	S10	T10	T20 - T23	T22 - T25
All engines	COL:black	7.0195			

				ENGINE
2.4 GDI 4WD	Petrol	138	01/15->	G4KJ

Engine	Information	S10	T10	T20 - T23	T22 - T25
All engines	COL:black	7.0195			

SOUL

				ENGINE
1.6 CVT BiFuel	Petrol/ Petro- leum Gas (LPG)	87	06/11-12/14	G4FC

Engine	Information	S10	T10	T20 - T23	T22 - T25
All engines	COL:black	7.0195			
All engines	Conn. nr. 4, without cable		7.6327		
All engines	Conn. nr. 4			7.1294 T20	
All engines	Conn. nr. 2			7.1300 T20	
All engines	with cable				7.1289 T25

				ENGINE
1.6 LPG	Petrol/ Petro- leum Gas (LPG)	96	12/14->	G4FG

Engine	Information	S10	T10	T20 - T23	T22 - T25
All engines	COL:black	7.0195			
All engines	Conn. nr. 4, without cable		7.6327		

				ENGINE
1.6 MPI [ExtraEU]	Petrol	91	02/14->	G4FC, G4FG

Engine	Information	S10	T10	T20 - T23	T22 - T25
All engines	COL:black	7.0195			
All engines	Conn. nr. 4, without cable		7.6327		

SOUL I

				ENGINE
1.6	Petrol	91	09/09-12/14	G4FC

Engine	Information	S10	T10	T20 - T23	T22 - T25
All engines	COL:black	7.0195			
All engines	Conn. nr. 4, without cable		7.6327		
All engines	Conn. nr. 4			7.1294 T20	
All engines	Conn. nr. 2			7.1300 T20	
All engines	with cable				7.1289 T25

				ENGINE
1.6 CRDi 115	Diesel	85	02/09->	D4FB

Engine	Information	S10	T10	T20 - T23	T22 - T25
All engines	COL:black	7.0195			
All engines	Conn. nr. 4, without cable		7.6327		
All engines	Conn. nr. 4			7.1294 T20	
All engines	see connection type				7.1289, 7.1297 T22

				ENGINE
1.6 CRDi 128	Diesel	94	02/09->	D4FB

Engine	Information	S10	T10	T20 - T23	T22 - T25
All engines	COL:black	7.0195			
All engines	Conn. nr. 4, without cable		7.6327		
All engines	Conn. nr. 4			7.1294 T20	
All engines	see connection type				7.1289, 7.1297 T22

S10	OIL PRESSURE WARNING LIGHT SWITCH	T10	REVERSING LIGHT SWITCH	T20	BRAKE LIGHT SWITCH
T22	SWITCH CLUTCH CONTROL (CRUISE CONTROL)	T23	SWITCH BRAKE ACTUATION (ENGINE TIMING)	T25	SWITCH CLUTCH CONTROL (ENGINE CONTROL)

FUNCTIONS ON THE VEHICLE

Vehicle	alim.	kW	Date	Engine	 S10	 T10	 T20 - T23	 T22 - T25
---------	-------	----	------	--------	---	---	--	---

				ENGINE
1.6 CVT	Petrol	77	02/09->	G4FC

Engine	Information	S10	T10	T20 - T23	T22 - T25
All engines	COL:black	7.0195			
All engines	Conn. nr. 4, without cable		7.6327		
All engines	Conn. nr. 4			7.1294 T20	
All engines	see connection type				7.1289, 7.1297 T22

				ENGINE
1.6 CVT	Petrol	93	02/09->	G4FC

Engine	Information	S10	T10	T20 - T23	T22 - T25
All engines	COL:black	7.0195			
All engines	Conn. nr. 4, without cable		7.6327		
All engines	Conn. nr. 4			7.1294 T20	
All engines	see connection type				7.1289, 7.1297 T22

				ENGINE
1.6 CVT	Petrol	95	03/12->	G4FC

Engine	Information	S10	T10	T20 - T23	T22 - T25
All engines	COL:black	7.0195			
All engines	Conn. nr. 4, without cable		7.6327		
All engines	Conn. nr. 4			7.1294 T20	
All engines	with cable				7.1289 T22
All engines					7.1297 T25

				ENGINE
1.6 Flex	Flexfuel	94	01/11->	--

Engine	Information	S10	T10	T20 - T23	T22 - T25
All engines		7.0195			
All engines	see connection type		7.6309, 7.6327		7.1289, 7.1297 T22
All engines	pole nr. 4			7.1294 T20	
All engines	pole nr. 2			7.1300 T20	

				ENGINE
1.6 GDI	Petrol	103	06/11->	G4FD

Engine	Information	S10	T10	T20 - T23	T22 - T25
All engines	COL:black	7.0195			
All engines	Conn. nr. 4, without cable		7.6327		
All engines	Conn. nr. 4			7.1294 T20	
All engines	with cable				7.1289 T22
All engines					7.1297 T25

				ENGINE
1.6 LPG	Petrol/ Petroleum Gas (LPG)	92	02/09-12/14	G4FC

Engine	Information	S10	T10	T20 - T23	T22 - T25
All engines	COL:black	7.0195			
All engines	Conn. nr. 4, without cable		7.6327		
All engines	Conn. nr. 4			7.1294 T20	

				ENGINE
2.0	Petrol	122	02/09->	G4KD

Engine	Information	S10	T10	T20 - T23	T22 - T25
All engines		7.0195	7.6309	7.1294 T20	
All engines	see connection type				7.1289, 7.1297 T22



				ENGINE
1.6 CRDi 128	Diesel	94	02/14->	D4FB

Engine	Information	S10	T10	T20 - T23	T22 - T25
All engines	Conn. nr. 4, without cable		7.6327		

				ENGINE
1.6 CRDi 136	Diesel	100	04/15->	D4FB

Engine	Information	S10	T10	T20 - T23	T22 - T25
All engines	Conn. nr. 4, without cable		7.6327		





S10	OIL PRESSURE WARNING LIGHT SWITCH	T10	REVERSING LIGHT SWITCH	T20	BRAKE LIGHT SWITCH
T22	SWITCH CLUTCH CONTROL (CRUISE CONTROL)	T23	SWITCH BRAKE ACTUATION (ENGINE TIMING)	T25	SWITCH CLUTCH CONTROL (ENGINE CONTROL)

				FUNCTIONS ON THE VEHICLE					
Vehicle	alim.	kW	Date	Engine	 S10	 T10	 T20 - T23	 T22 - T25	
ENGINE									
1.6 CVVT	Petrol	91	02/14->	G4FC, G4FG					
Engine	Information			S10	T10	T20 - T23	T22 - T25		
All engines	COL:black			7.0195					
All engines	Conn. nr. 4, without cable				7.6327				
ENGINE									
1.6 GDI	Petrol	97	02/14->	G4FD					
Engine	Information			S10	T10	T20 - T23	T22 - T25		
All engines	COL:black			7.0195					
All engines	Conn. nr. 4, without cable				7.6327				
ENGINE									
1.6 TGI	Petrol	150	11/16->	G4FJ					
Engine	Information			S10	T10	T20 - T23	T22 - T25		
All engines	COL:black			7.0195					
ENGINE									
2.0 CVVT	Petrol	113	02/14->	G4NA					
Engine	Information			S10	T10	T20 - T23	T22 - T25		
All engines	aut 6 speed, COL:black			7.0195					
ENGINE									
2.0 MPi	Petrol	121	02/14->	--					
Engine	Information			S10	T10	T20 - T23	T22 - T25		
All engines				7.0195					
SPECTRA									
ENGINE									
1.5i	Petrol	0	09/97->	--					
Engine	Information			S10	T10	T20 - T23	T22 - T25		
All engines				7.0035		7.1017 T20			
All engines	-> 17/05/99				7.6198				
All engines	17/05/99 ->				7.6309				
ENGINE									
1.5i 16V	Petrol	65	09/97->	--					
Engine	Information			S10	T10	T20 - T23	T22 - T25		
All engines				7.0035		7.1017 T20			
All engines	-> 17/05/99				7.6198				
All engines	17/05/99 ->				7.6309				
ENGINE									
1.6i 16V	Petrol	75	07/00->	--					
Engine	Information			S10	T10	T20 - T23	T22 - T25		
All engines				7.0035		7.1017 T20			
All engines	-> 17/05/99				7.6198				
All engines	17/05/99 ->				7.6309				
ENGINE									
1.6i 16V	Petrol	75	07/00->	--					
Engine	Information			S10	T10	T20 - T23	T22 - T25		
All engines				7.0035	7.6309	7.1017 T20			
ENGINE									
1.8i 16V	Petrol	93	09/97->	--					
Engine	Information			S10	T10	T20 - T23	T22 - T25		
All engines				7.0035					
All engines	-> 26/05/99				7.6198				
All engines	pole nr. 2					7.1017 T20			
All engines	pole nr. 4					7.1044 T20			
SPORTAGE I									
ENGINE									
1.6 GDi LPG	Petrol/ Petro- leum Gas (LPG)	99	01/14-12/15	G4FD					
Engine	Information			S10	T10	T20 - T23	T22 - T25		
All engines	COL:black			7.0195					
All engines	Conn. nr. 4, without cable				7.6327				
All engines	with cable						7.1289 T25		
All engines							7.1297 T22		
ENGINE									
2.0	Petrol	87	10/00-08/03	FE, FE (16V)					
Engine	Information			S10	T10	T20 - T23	T22 - T25		
All engines	COL:milk white, spanner size 24, switch press. 0.2 bar			7.0035					
Eng. FE (16V)	Qty 2				7.6206				
All engines	pole nr. 2					7.1017 T20			
S10	OIL PRESSURE WARNING LIGHT SWITCH			T10	REVERSING LIGHT SWITCH			T20	BRAKE LIGHT SWITCH
T22	SWITCH CLUTCH CONTROL (CRUISE CONTROL)			T23	SWITCH BRAKE ACTUATION (ENGINE TIMING)			T25	SWITCH CLUTCH CONTROL (ENGINE CONTROL)

FUNCTIONS ON THE VEHICLE


Vehicle	alim.	kW	Date	Engine	 S10	 T10	 T20 - T23	 T22 - T25
ENGINE								
2.0	Petrol	87	10/00-08/03	FE, FE (16V)				
Engine	Information				S10	T10	T20 - T23	T22 - T25
Eng. FE (16V)	pole nr. 4						7.1044 T20	
ENGINE								
2.0 4WD	Petrol	87	10/00-08/03	FE, FE (16V)				
Engine	Information				S10	T10	T20 - T23	T22 - T25
All engines	COL:milk white, spanner size 24, switch press. 0.2 bar				7.0035			
All engines	Qty 2					7.6206		
All engines	pole nr. 2						7.1017 T20	
Eng. FE (16V)	pole nr. 4						7.1044 T20	
ENGINE								
2.0 CRDi	Diesel	130	08/12-12/15	D4HA				
Engine	Information				S10	T10	T20 - T23	T22 - T25
All engines	COL:black				7.0195			
All engines	Conn. nr. 4, without cable					7.6327		
All engines	-> 01/09/13, Conn. nr. 4						7.1294 T20	
All engines	with cable							7.1289 T25
All engines								7.1297 T22
ENGINE								
2.0 CRDi	Diesel	136	09/15->	D4HA				
Engine	Information				S10	T10	T20 - T23	T22 - T25
All engines	COL:black				7.0195			
All engines	version 2					7.6309		
All engines	Conn. nr. 4, version 1, without cable					7.6327		
ENGINE								
2.0 CRDi Eco-Dynamics+	Petrol/ Electro	136	06/18->	D4HA				
Engine	Information				S10	T10	T20 - T23	T22 - T25
All engines	COL:black				7.0195			
All engines						7.6309		
All engines	Conn. nr. 4, without cable					7.6327		
ENGINE								
2.0 CVT	Petrol	110	01/14->	G4NA				
Engine	Information				S10	T10	T20 - T23	T22 - T25
All engines	COL:black				7.0195			
All engines	Conn. nr. 4, without cable					7.6327		
All engines	with cable						7.1289 T25	
All engines							7.1297 T22	
ENGINE								
2.0 CVT	Petrol	113	11/14-12/15	G4NA				
Engine	Information				S10	T10	T20 - T23	T22 - T25
All engines	COL:black				7.0195			
All engines	Conn. nr. 4, without cable					7.6327		
All engines	with cable						7.1289 T25	
All engines							7.1297 T22	
ENGINE								
2.0 CVT BiFuel	Petrol/ Petroleum Gas (LPG)	101	06/09-05/10	G4GC				
Engine	Information				S10	T10	T20 - T23	T22 - T25
All engines					7.0017			
All engines	Conn. nr. 4, without cable					7.6327		
All engines	Conn. nr. 4						7.1294 T20	
ENGINE								
2.0 i 16V	Petrol	94	10/99-08/03	FE, FE (16V)				
Engine	Information				S10	T10	T20 - T23	T22 - T25
All engines	COL:milk white, spanner size 24, switch press. 0.2 bar				7.0035			
Eng. FE (16V)	Qty 2					7.6206		
All engines	pole nr. 2						7.1017 T20	
Eng. FE (16V)	pole nr. 4						7.1044 T20	

S10	OIL PRESSURE WARNING LIGHT SWITCH	T10	REVERSING LIGHT SWITCH	T20	BRAKE LIGHT SWITCH
T22	SWITCH CLUTCH CONTROL (CRUISE CONTROL)	T23	SWITCH BRAKE ACTUATION (ENGINE TIMING)	T25	SWITCH CLUTCH CONTROL (ENGINE CONTROL)

				FUNCTIONS ON THE VEHICLE				
Vehicle	alim.	kW	Date	Engine	 S10	 T10	 T20 - T23	 T22 - T25
ENGINE								
2.0 i 16V 4WD	Petrol	94	04/94-08/03	FE, FE (16V)				
Engine	Information			S10	T10	T20 - T23	T22 - T25	
All engines	COL:milk white, spanner size 24, switch press. 0.2 bar			7.0035				
All engines	Qty 2				7.6206			
All engines	01/06/95 ->					7.1017	T20	
ENGINE								
2.0 i 4WD	Petrol	70	04/94-08/99	FE (8V)				
Engine	Information			S10	T10	T20 - T23	T22 - T25	
All engines	COL:milk white, spanner size 24, switch press. 0.2 bar			7.0035				
All engines					7.6206	7.1017	T20	
ENGINE								
2.0 TD 4WD	Diesel	61	10/97-08/03	RF				
Engine	Information			S10	T10	T20 - T23	T22 - T25	
All engines				7.0016		7.1017	T20	
All engines	Qty 2				7.6206			
ENGINE								
2.0 TDi	Diesel	61	10/97-08/03	FERF				
Engine	Information			S10	T10	T20 - T23	T22 - T25	
All engines				7.0016	7.6206	7.1017	T20	
ENGINE								
2.2 D 4WD	Diesel	52	08/94-04/99	--				
Engine	Information			S10	T10	T20 - T23	T22 - T25	
All engines				7.0035		7.1017	T20	
All engines	Qty 2				7.6206			
ENGINE								
2.4 GDi [ExtraEU]	Petrol	135	01/16->	G4KJ				
Engine	Information			S10	T10	T20 - T23	T22 - T25	
All engines	COL:black			7.0195				
SPORTAGE II								
ENGINE								
2.0	Petrol	122	01/09-05/10	G4KD				
Engine	Information			S10	T10	T20 - T23	T22 - T25	
All engines				7.0017				
All engines	Conn. nr. 4, without cable				7.6327			
All engines	Conn. nr. 4					7.1294	T20	
ENGINE								
2.0 16V 4WD	Petrol	104	09/04->	G4GC				
Engine	Information			S10	T10	T20 - T23	T22 - T25	
All engines				7.0017				
All engines	Conn. nr. 4, without cable				7.6327			
All engines	Conn. nr. 4					7.1294	T20	
All engines	15/02/06 ->, see connection type, with cable							7.1289 T22
All engines	-> 15/02/06, see connection type, with cable							7.1296 T22
All engines	see connection type, with cable							7.1297 T22
All engines	without cable							7.1300 T22
ENGINE								
2.0 CRDi	Diesel	100	01/06->	D4EA				
Engine	Information			S10	T10	T20 - T23	T22 - T25	
All engines	COL:black			7.0195				
All engines	no specific info conc. application available				7.6309, 7.6327			
All engines	COL:black, Conn. nr. 4					7.1294	T20	
All engines	15/02/06 ->, see connection type, with cable							7.1289 T22
All engines	-> 15/02/06, see connection type, with cable							7.1296 T22
All engines	see connection type, with cable							7.1297 T22
All engines	without cable							7.1300 T22
ENGINE								
2.0 CRDi	Diesel	103	01/06->	D4EA, D4EA-V				
Engine	Information			S10	T10	T20 - T23	T22 - T25	
All engines	COL:black			7.0195				
Eng. D4EA-V	no specific info conc. application available				7.6309			

S10	OIL PRESSURE WARNING LIGHT SWITCH	T10	REVERSING LIGHT SWITCH	T20	BRAKE LIGHT SWITCH
T22	SWITCH CLUTCH CONTROL (CRUISE CONTROL)	T23	SWITCH BRAKE ACTUATION (ENGINE TIMING)	T25	SWITCH CLUTCH CONTROL (ENGINE CONTROL)

FUNCTIONS ON THE VEHICLE

Vehicle	alim.	kW	Date	Engine	 S10	 T10	 T20 - T23	 T22 - T25
---------	-------	----	------	--------	---	---	--	---

				ENGINE
2.0 CRDi	Diesel	103	01/06->	D4EA, D4EA-V

Engine	Information	S10	T10	T20 - T23	T22 - T25
All engines	Conn. nr. 4, no specific info conc. application available, without cable		7.6327		
All engines	Conn. nr. 4			7.1294 T20	
Eng. D4EA-V	15/02/06 ->, see connection type, with cable				7.1289 T22
Eng. D4EA-V	-> 15/02/06, see connection type, with cable				7.1296 T22
Eng. D4EA-V	see connection type, with cable				7.1297 T22
Eng. D4EA-V	without cable				7.1300 T22

				ENGINE
2.0 CRDi	Diesel	110	09/07->	D4EA

Engine	Information	S10	T10	T20 - T23	T22 - T25
All engines	COL:black	7.0195			
All engines	Conn. nr. 4, without cable		7.6327		
All engines	Conn. nr. 4			7.1294 T20	
All engines	15/02/06 ->, see connection type, with cable				7.1289 T22
All engines	-> 15/02/06, see connection type, with cable				7.1296 T22
All engines	see connection type, with cable				7.1297 T22
All engines	without cable				7.1300 T22

				ENGINE
2.0 CRDi	Diesel	83	02/05->	D4EA

Engine	Information	S10	T10	T20 - T23	T22 - T25
All engines	COL:black	7.0195			
All engines	Conn. nr. 4, without cable		7.6327		
All engines	COL:black, Conn. nr. 4			7.1294 T20	
All engines	15/02/06 ->, see connection type, with cable				7.1289 T22
All engines	-> 15/02/06, see connection type, with cable				7.1296 T22
All engines	see connection type, with cable				7.1297 T22
All engines	without cable				7.1300 T22

				ENGINE
2.0 CRDi 4WD	Diesel	100	01/06->	D4EA

Engine	Information	S10	T10	T20 - T23	T22 - T25
All engines	COL:black	7.0195			
All engines	Conn. nr. 4, without cable		7.6327		
All engines	COL:black, Conn. nr. 4			7.1294 T20	

				ENGINE
2.0 CRDi 4WD	Diesel	103	01/06->	D4EA, D4EA-F, D4EA-V

Engine	Information	S10	T10	T20 - T23	T22 - T25
All engines	COL:black	7.0195			
Eng. D4EA-F, D4EA-V	no specific info conc. application available		7.6309		
All engines	Conn. nr. 4, no specific info conc. application available, without cable		7.6327		
All engines	Conn. nr. 4			7.1294 T20	
Eng. D4EA-F, D4EA-V	15/02/06 ->, see connection type, with cable				7.1289 T22
Eng. D4EA-F, D4EA-V	-> 15/02/06, see connection type, with cable				7.1296 T22
Eng. D4EA-F, D4EA-V	see connection type, with cable				7.1297 T22
Eng. D4EA-F, D4EA-V	without cable				7.1300 T22

				ENGINE
2.0 CRDi 4WD	Diesel	110	09/08->	D4EA

Engine	Information	S10	T10	T20 - T23	T22 - T25
All engines	COL:black	7.0195			
All engines	Conn. nr. 4, without cable		7.6327		
All engines	Conn. nr. 4			7.1294 T20	
All engines	15/02/06 ->, see connection type, with cable				7.1289 T22
All engines	-> 15/02/06, see connection type, with cable				7.1296 T22
All engines	see connection type, with cable				7.1297 T22
All engines	without cable				7.1300 T22

				ENGINE
2.0 CRDi 4WD	Diesel	83	09/04->	D4EA

Engine	Information	S10	T10	T20 - T23	T22 - T25
All engines	COL:black	7.0195			
All engines	Conn. nr. 4, without cable		7.6327		
All engines	COL:black, Conn. nr. 4			7.1294 T20	

S10 OIL PRESSURE WARNING LIGHT SWITCH	T10 REVERSING LIGHT SWITCH	T20 BRAKE LIGHT SWITCH
T22 SWITCH CLUTCH CONTROL (CRUISE CONTROL)	T23 SWITCH BRAKE ACTUATION (ENGINE TIMING)	T25 SWITCH CLUTCH CONTROL (ENGINE CONTROL)

FUNCTIONS ON THE VEHICLE

Vehicle	alim.	kW	Date	Engine	 S10	 T10	 T20 - T23	 T22 - T25
---------	-------	----	------	--------	---	---	--	---

				ENGINE
2.0 CRDi 4WD	Diesel	83	09/04->	D4EA

Engine	Information	S10	T10	T20 - T23	T22 - T25
All engines	15/02/06 ->, see connection type, with cable				7.1289 T22
All engines	-> 15/02/06, see connection type, with cable				7.1296 T22
All engines	see connection type, with cable				7.1297 T22
All engines	without cable				7.1300 T22

				ENGINE
2.0 i 16V	Petrol	104	09/04->	G4GC

Engine	Information	S10	T10	T20 - T23	T22 - T25
All engines		7.0017			
All engines	Conn. nr. 4, without cable		7.6327		
All engines	Conn. nr. 4			7.1294 T20	
All engines	15/02/06 ->, see connection type, with cable				7.1289 T22
All engines	-> 15/02/06, see connection type, with cable				7.1296 T22
All engines	see connection type, with cable				7.1297 T22
All engines	without cable				7.1300 T22

				ENGINE
2.7 V6 4WD	Petrol	129	09/04->	G6BA

Engine	Information	S10	T10	T20 - T23	T22 - T25
All engines	COL:black	7.0195			
All engines	COL:black, Conn. nr. 4			7.1294 T20	

SPORTAGE III

				ENGINE
1.6 GDI	Petrol	99	02/11->	G4FD

Engine	Information	S10	T10	T20 - T23	T22 - T25
All engines	COL:black	7.0195			
All engines	Conn. nr. 4, without cable		7.6327		
All engines	-> 01/12/13, Conn. nr. 4			7.1294 T20	
All engines	with cable				7.1289 T25
All engines					7.1297 T22

				ENGINE
1.7 CRDi	Diesel	85	12/10->	D4FD, D4FD-L

Engine	Information	S10	T10	T20 - T23	T22 - T25
All engines	COL:black	7.0195			
Eng. D4FD-L	see connection type		7.6309		7.1289 T22
All engines	Conn. nr. 4, see connection type, without cable		7.6327		
All engines	-> 01/12/13, Conn. nr. 4			7.1294 T20	
Eng. D4FD	with cable				7.1289 T25
All engines	see connection type				7.1297 T22

				ENGINE
2.0 CRDi	Diesel	100	07/10->	D4HA

Engine	Information	S10	T10	T20 - T23	T22 - T25
All engines	COL:black	7.0195			
All engines			7.6309		7.1297 T22
All engines	Conn. nr. 4, without cable		7.6327		
All engines	-> 01/09/13, Conn. nr. 4			7.1294 T20	
All engines	with cable				7.1289 T25

				ENGINE
2.0 CRDi	Diesel	135	08/10->	D4HA

Engine	Information	S10	T10	T20 - T23	T22 - T25
All engines	COL:black	7.0195			
All engines	Conn. nr. 4, without cable		7.6327		
All engines	-> 01/09/13, Conn. nr. 4			7.1294 T20	
All engines	with cable				7.1289 T25
All engines					7.1297 T22

				ENGINE
2.0 CRDi AWD	Diesel	100	07/10->	D4HA

Engine	Information	S10	T10	T20 - T23	T22 - T25
All engines	COL:black	7.0195			
All engines	Conn. nr. 4, without cable		7.6327		
All engines	-> 01/09/13, Conn. nr. 4			7.1294 T20	
All engines	with cable				7.1289 T25

S10	OIL PRESSURE WARNING LIGHT SWITCH	T10	REVERSING LIGHT SWITCH	T20	BRAKE LIGHT SWITCH
T22	SWITCH CLUTCH CONTROL (CRUISE CONTROL)	T23	SWITCH BRAKE ACTUATION (ENGINE TIMING)	T25	SWITCH CLUTCH CONTROL (ENGINE CONTROL)

FUNCTIONS ON THE VEHICLE

Vehicle	alim.	kW	Date	Engine	 S10	 T10	 T20 - T23	 T22 - T25
---------	-------	----	------	--------	---	---	--	---

ENGINE				
2.0 CRDi AWD	Diesel	100	07/10->	D4HA

Engine	Information	S10	T10	T20 - T23	T22 - T25
All engines					7.1297 T22

ENGINE				
2.0 CRDi AWD	Diesel	135	08/10->	D4HA

Engine	Information	S10	T10	T20 - T23	T22 - T25
All engines	COL:black	7.0195			
All engines	Conn. nr. 4, without cable		7.6327		
All engines	-> 01/09/13, Conn. nr. 4			7.1294 T20	
All engines	with cable				7.1289 T25
All engines					7.1297 T22

ENGINE				
2.0 CVT	Petrol	110	06/10-12/15	G4KD, G4NA

Engine	Information	S10	T10	T20 - T23	T22 - T25
All engines	COL:black	7.0195			
All engines	Conn. nr. 4, without cable		7.6327		
Eng. G4KD	Conn. nr. 4			7.1294 T20	
All engines	with cable				7.1289 T25
All engines					7.1297 T22

ENGINE				
2.0 CVT	Petrol	113	11/14-12/15	G4NA

Engine	Information	S10	T10	T20 - T23	T22 - T25
All engines	COL:black	7.0195			
All engines	Conn. nr. 4, without cable		7.6327		
All engines	with cable				7.1289 T25
All engines					7.1297 T22

ENGINE				
2.0 CVT	Petrol	120	07/10->	G4KD

Engine	Information	S10	T10	T20 - T23	T22 - T25
All engines	COL:black	7.0195			
All engines	Conn. nr. 4, without cable		7.6327		
All engines	-> 01/12/13, Conn. nr. 4			7.1294 T20	
All engines	with cable				7.1289 T25
All engines					7.1297 T22

ENGINE				
2.0 CVT	Petrol	122	07/10->	G4KD

Engine	Information	S10	T10	T20 - T23	T22 - T25
All engines	COL:black	7.0195			
All engines	Conn. nr. 4, without cable		7.6327		
All engines	-> 01/12/13, Conn. nr. 4			7.1294 T20	
All engines	with cable				7.1289 T25
All engines					7.1297 T22

ENGINE				
2.0 CVT AWD	Petrol	110	06/10-12/13	G4KD

Engine	Information	S10	T10	T20 - T23	T22 - T25
All engines	COL:black	7.0195			
All engines	Conn. nr. 4, without cable		7.6327		
All engines	Conn. nr. 4			7.1294 T20	
All engines	with cable				7.1289 T25
All engines					7.1297 T22

ENGINE				
2.0 CVT AWD	Petrol	120	07/10->	G4KD

Engine	Information	S10	T10	T20 - T23	T22 - T25
All engines	COL:black	7.0195			
All engines	Conn. nr. 4, without cable		7.6327		
All engines	-> 01/12/13, Conn. nr. 4			7.1294 T20	
All engines	with cable				7.1289 T25
All engines					7.1297 T22

S10 OIL PRESSURE WARNING LIGHT SWITCH	T10 REVERSING LIGHT SWITCH	T20 BRAKE LIGHT SWITCH
T22 SWITCH CLUTCH CONTROL (CRUISE CONTROL)	T23 SWITCH BRAKE ACTUATION (ENGINE TIMING)	T25 SWITCH CLUTCH CONTROL (ENGINE CONTROL)

FUNCTIONS ON THE VEHICLE

Vehicle	alim.	kW	Date	Engine				
					S10	T10	T20 - T23	T22 - T25

				ENGINE
2.0 CVVT AWD	Petrol	122	07/10->	G4KD, G4NC

Engine	Information	S10	T10	T20 - T23	T22 - T25
All engines	COL:black	7.0195			
Eng. G4NC	no specific info conc. application available		7.6309		
All engines	-> 15/10/13, Conn. nr. 4, no specific info conc. application available, without cable		7.6327		
All engines	-> 01/12/13, -> 15/10/13, Conn. nr. 4			7.1294 T20	
Eng. G4NC	see connection type				7.1289 T22
Eng. G4KD	with cable				7.1289 T25
All engines	see connection type				7.1297 T22

				ENGINE
2.0 flex	Flexfuel	0	07/10->	--

Engine	Information	S10	T10	T20 - T23	T22 - T25
All engines		7.0195	7.6309		
All engines	-> 15/10/13			7.1294 T20	
All engines	see connection type				7.1289, 7.1297 T22

				ENGINE
2.0 GDI	Petrol	122	02/14->	G4NC

Engine	Information	S10	T10	T20 - T23	T22 - T25
All engines	COL:black	7.0195			
All engines	Conn. nr. 4, without cable		7.6327		
All engines	with cable				7.1289 T25
All engines					7.1297 T22

				ENGINE
2.0 GDI AWD	Petrol	122	02/14->	G4NC

Engine	Information	S10	T10	T20 - T23	T22 - T25
All engines	COL:black	7.0195			
All engines	Conn. nr. 4, without cable		7.6327		
All engines	with cable				7.1289 T25
All engines					7.1297 T22

				ENGINE
2.4 i 4WD	Petrol	130	08/10->	G4KE

Engine	Information	S10	T10	T20 - T23	T22 - T25
All engines		7.0195			
All engines	-> 15/10/13			7.1294 T20	

SPORTAGE IV

				ENGINE
1.6 GDI	Petrol	130	09/15->	G4FJ

Engine	Information	S10	T10	T20 - T23	T22 - T25
All engines	COL:black	7.0195			
All engines	Conn. nr. 4, without cable		7.6327		
All engines	with cable		7.6342		

				ENGINE
1.6 GDI	Petrol	97	09/15->	G4FD

Engine	Information	S10	T10	T20 - T23	T22 - T25
All engines	COL:black	7.0195			
All engines	Conn. nr. 4, without cable		7.6327		

				ENGINE
1.6 GDI AWD	Petrol	130	09/15->	G4FJ

Engine	Information	S10	T10	T20 - T23	T22 - T25
All engines	COL:black	7.0195			
All engines	Conn. nr. 4, without cable		7.6327		
All engines	with cable		7.6342		

				ENGINE
1.7 CRDi	Diesel	85	09/15->	D4FD

Engine	Information	S10	T10	T20 - T23	T22 - T25
All engines	Conn. nr. 4, without cable		7.6327		

				ENGINE
2.0	Petrol	110	12/15->	G4NA

Engine	Information	S10	T10	T20 - T23	T22 - T25
All engines	COL:black	7.0195			

S10	OIL PRESSURE WARNING LIGHT SWITCH	T10	REVERSING LIGHT SWITCH	T20	BRAKE LIGHT SWITCH
T22	SWITCH CLUTCH CONTROL (CRUISE CONTROL)	T23	SWITCH BRAKE ACTUATION (ENGINE TIMING)	T25	SWITCH CLUTCH CONTROL (ENGINE CONTROL)

FUNCTIONS ON THE VEHICLE

Vehicle	alim.	kW	Date	Engine	 S10	 T10	 T20 - T23	 T22 - T25
---------	-------	----	------	--------	---	---	--	---

ENGINE				
2.0	Petrol	110	12/15->	G4NA

Engine	Information	S10	T10	T20 - T23	T22 - T25
All engines	Conn. nr. 4, without cable		7.6327		

ENGINE				
2.0	Petrol	114	12/15->	G4NA

Engine	Information	S10	T10	T20 - T23	T22 - T25
All engines	COL:black	7.0195			
All engines	Conn. nr. 4, without cable		7.6327		

ENGINE				
2.0 AWD	Petrol	114	12/15->	G4NA

Engine	Information	S10	T10	T20 - T23	T22 - T25
All engines	COL:black	7.0195			

ENGINE				
2.0 CRDi	Diesel	100	09/15->	D4HA

Engine	Information	S10	T10	T20 - T23	T22 - T25
All engines	COL:black, euro4/euro5	7.0195			
All engines			7.6309		
All engines	Conn. nr. 4, without cable		7.6327		

ENGINE				
2.0 CRDi AWD	Diesel	100	09/15->	D4HA

Engine	Information	S10	T10	T20 - T23	T22 - T25
All engines	COL:black, euro4/euro5, MADE BY:(ROK), MADE BY:(SK)	7.0195			
All engines			7.6309		
All engines	Conn. nr. 4, without cable		7.6327		

ENGINE				
2.0 CRDi AWD	Diesel	136	09/15->	D4HA

Engine	Information	S10	T10	T20 - T23	T22 - T25
All engines	COL:black, euro4/euro5	7.0195			
All engines	MADE BY:(SK)		7.6309		
All engines	Conn. nr. 4, MADE BY:(SK), without cable		7.6327		

STINGER

ENGINE				
2.0 T-GDI	Petrol	180	07/18->	G4KL

Engine	Information	S10	T10	T20 - T23	T22 - T25
All engines	COL:black	7.0195			

ENGINE				
2.0 T-GDi	Petrol	188	06/17->	G4KL

Engine	Information	S10	T10	T20 - T23	T22 - T25
All engines	COL:black	7.0195			

STONIC

ENGINE				
1.0 T-GDi	Petrol	74	08/18->	G3LC

Engine	Information	S10	T10	T20 - T23	T22 - T25
All engines	Conn. nr. 2	7.0182			
All engines	Conn. nr. 4, without cable		7.6327		

ENGINE				
1.0 T-GDi	Petrol	88	07/17->	G3LC

Engine	Information	S10	T10	T20 - T23	T22 - T25
All engines	Conn. nr. 2	7.0182			
All engines	Conn. nr. 4, without cable		7.6327		





ENGINE				
1.2 CVT	Petrol	62	07/17->	G4LA

Engine	Information	S10	T10	T20 - T23	T22 - T25
All engines	Conn. nr. 2	7.0182			
All engines	with cable		7.6313		
All engines	Conn. nr. 4, without cable		7.6327		

ENGINE				
1.4 CVT	Petrol	73	07/17->	G4LC

Engine	Information	S10	T10	T20 - T23	T22 - T25
All engines	Conn. nr. 2	7.0182			
All engines	Conn. nr. 4, without cable		7.6327		

S10 OIL PRESSURE WARNING LIGHT SWITCH	T10 REVERSING LIGHT SWITCH	T20 BRAKE LIGHT SWITCH
T22 SWITCH CLUTCH CONTROL (CRUISE CONTROL)	T23 SWITCH BRAKE ACTUATION (ENGINE TIMING)	T25 SWITCH CLUTCH CONTROL (ENGINE CONTROL)

				FUNCTIONS ON THE VEHICLE				
Vehicle	alim.	kW	Date	Engine	 S10	 T10	 T20 - T23	 T22 - T25
ENGINE								
1.6 CRDi	Diesel	100	08/18->	D4FE				
Engine	Information				S10	T10	T20 - T23	T22 - T25
All engines	Conn. nr. 4, without cable					7.6327		
ENGINE								
1.6 CRDi	Diesel	81	07/17->	D4FB				
Engine	Information				S10	T10	T20 - T23	T22 - T25
All engines	Conn. nr. 4, without cable					7.6327		
ENGINE								
1.6 CRDi	Diesel	85	08/18->	D4FE				
Engine	Information				S10	T10	T20 - T23	T22 - T25
All engines	Conn. nr. 4, without cable					7.6327		
TOWNER								
ENGINE								
0.8 Gasoline	Petrol	31	10/97->	--				
Engine	Information				S10	T10	T20 - T23	T22 - T25
All engines							7.1017 T20	
ENGINE								
0.8 LPG	Petrol	31	10/97->	--				
Engine	Information				S10	T10	T20 - T23	T22 - T25
All engines							7.1017 T20	
ENGINE								
0.8i MPI	Petrol	31	10/97->	--				
Engine	Information				S10	T10	T20 - T23	T22 - T25
All engines							7.1017 T20	
TRADE K3600S								
ENGINE								
3.3	Petrol	0	00/00-09/00	--				
Engine	Information				S10	T10	T20 - T23	T22 - T25
All engines					7.0035		7.1017 T20	
VENGA								
ENGINE								
1.4 CRDi	Diesel	57	02/10->	D4FC				
Engine	Information				S10	T10	T20 - T23	T22 - T25
All engines	COL:black				7.0195			
All engines	Conn. nr. 4, without cable					7.6327		
All engines	-> 01/10/13, Conn. nr. 4						7.1294 T20	
All engines	with cable							7.1289 T25
All engines								7.1297 T22
ENGINE								
1.4 CRDi	Diesel	66	04/15->	D4FC				
Engine	Information				S10	T10	T20 - T23	T22 - T25
All engines	COL:black				7.0195			
All engines	Conn. nr. 4, without cable					7.6327		
All engines	with cable							7.1289 T25
All engines								7.1297 T22
ENGINE								
1.4 CRDi 75	Diesel	55	02/10->	D4FC				
Engine	Information				S10	T10	T20 - T23	T22 - T25
All engines	COL:black				7.0195			
All engines	Conn. nr. 4, without cable					7.6327		
All engines	-> 01/10/13, Conn. nr. 4						7.1294 T20	
All engines	with cable							7.1289 T25
ENGINE								
1.4 CRDi 90	Diesel	66	02/10->	D4FC				
Engine	Information				S10	T10	T20 - T23	T22 - T25
All engines	COL:black				7.0195			
All engines	Conn. nr. 4, without cable					7.6327		
All engines	-> 01/10/13, Conn. nr. 4, LHD, RHD						7.1294 T20	
All engines	with cable							7.1289 T25

S10	OIL PRESSURE WARNING LIGHT SWITCH	T10	REVERSING LIGHT SWITCH	T20	BRAKE LIGHT SWITCH
T22	SWITCH CLUTCH CONTROL (CRUISE CONTROL)	T23	SWITCH BRAKE ACTUATION (ENGINE TIMING)	T25	SWITCH CLUTCH CONTROL (ENGINE CONTROL)

FUNCTIONS ON THE VEHICLE

Vehicle	alim.	kW	Date	Engine	 S10	 T10	 T20 - T23	 T22 - T25
---------	-------	----	------	--------	---	---	--	---

ENGINE				
1.4 CVT	Petrol	66	02/10->	G4FA, G4FA-L

Engine	Information	S10	T10	T20 - T23	T22 - T25
All engines	COL:black	7.0195			
Eng. G4FA-L	see connection type		7.6309		
All engines	Conn. nr. 4, see connection type, without cable		7.6327		
All engines	-> 01/10/13, Conn. nr. 4, LHD, RHD			7.1294 T20	
Eng. G4FA-L	see connection type, with cable				7.1289 T22
Eng. G4FA	with cable				7.1289 T25
All engines	see connection type, with cable				7.1297 T22
Eng. G4FA-L	MODEL TO:2010, without cable				7.1300 T22

ENGINE				
1.4 LPG	Petrol/ Petro- leum Gas (LPG)	66	02/10->	G4FA

Engine	Information	S10	T10	T20 - T23	T22 - T25
All engines	COL:black	7.0195			
All engines	Conn. nr. 4, without cable		7.6327		
All engines	-> 01/10/13, Conn. nr. 4			7.1294 T20	
All engines	with cable				7.1289 T22
All engines					7.1297 T25

ENGINE				
1.6 CRDi 115	Diesel	85	02/10->	D4FB

Engine	Information	S10	T10	T20 - T23	T22 - T25
All engines	COL:black	7.0195			
All engines	Conn. nr. 4, without cable		7.6327		
All engines	-> 01/10/13, Conn. nr. 4, LHD, RHD			7.1294 T20	
All engines	with cable				7.1289 T25
All engines					7.1297 T22

ENGINE				
1.6 CRDi 128	Diesel	94	02/10->	D4FB

Engine	Information	S10	T10	T20 - T23	T22 - T25
All engines	COL:black	7.0195			
All engines	Conn. nr. 4, without cable		7.6327		
All engines	-> 01/10/13, Conn. nr. 4			7.1294 T20	
All engines	with cable				7.1289 T25





ENGINE				
1.6 CVT	Petrol	91	01/14->	G4FC

Engine	Information	S10	T10	T20 - T23	T22 - T25
All engines	COL:black	7.0195			

ENGINE				
1.6 CVT	Petrol	92	02/10->	G4FC





Engine	Information	S10	T10	T20 - T23	T22 - T25
All engines	COL:black	7.0195			
All engines	Conn. nr. 4, without cable		7.6327		
All engines	-> 01/10/13, Conn. nr. 4, LHD, RHD			7.1294 T20	
All engines	with cable				7.1289 T25
All engines					7.1297 T22

S10	OIL PRESSURE WARNING LIGHT SWITCH	T10	REVERSING LIGHT SWITCH	T20	BRAKE LIGHT SWITCH
T22	SWITCH CLUTCH CONTROL (CRUISE CONTROL)	T23	SWITCH BRAKE ACTUATION (ENGINE TIMING)	T25	SWITCH CLUTCH CONTROL (ENGINE CONTROL)





				FUNCTIONS ON THE VEHICLE					
Vehicle	alim.	kW	Date	Engine	 S10	 T10	 T20 - T23	 T22 - T25	
110									
1.5	Petrol	52	06/96-09/04	ENGINE 2111					
Engine					Information	S10	T10	T20 - T23	T22 - T25
All engines						7.0006			
1.5									
1.5	Petrol	54	01/95-12/12	ENGINE 2110					
Engine					Information	S10	T10	T20 - T23	T22 - T25
All engines						7.0006	7.6042		
1.5									
1.5	Petrol	56	10/00-12/05	ENGINE 2111					
Engine					Information	S10	T10	T20 - T23	T22 - T25
All engines						7.0006	7.6042		
1.5									
1.5	Petrol	57	01/95-12/05	ENGINE 2111					
Engine					Information	S10	T10	T20 - T23	T22 - T25
All engines						7.0006	7.6042		
1.5 16V									
1.5 16V	Petrol	67	10/00-12/10	ENGINE 2112					
Engine					Information	S10	T10	T20 - T23	T22 - T25
All engines						7.0006	7.6042		
1.5 16V									
1.5 16V	Petrol	70	01/95-12/05	ENGINE 2112					
Engine					Information	S10	T10	T20 - T23	T22 - T25
All engines						7.0006	7.6042		
1.6									
1.6	Petrol	60	01/00-12/12	ENGINE 21114					
Engine					Information	S10	T10	T20 - T23	T22 - T25
All engines						7.0006	7.6042		
1.6									
1.6	Petrol	66	01/00-04/07	ENGINE 21104, 21114					
Engine					Information	S10	T10	T20 - T23	T22 - T25
All engines						7.0006	7.6042		
1.6									
1.6	Petrol	72	01/95-12/07	ENGINE 21114					
Engine					Information	S10	T10	T20 - T23	T22 - T25
All engines						7.0006	7.6042		
1.6 16V									
1.6 16V	Petrol	67	10/04-12/10	ENGINE 21124					
Engine					Information	S10	T10	T20 - T23	T22 - T25
All engines						7.0006	7.6042		
1.6 LPG									
1.6 LPG	Petrol/ Petroleum Gas (LPG)	60	10/04-03/07	ENGINE 21114					
Engine					Information	S10	T10	T20 - T23	T22 - T25
All engines						7.0006	7.6042		
111									
1.5	Petrol	52	01/97-12/03	ENGINE 2110					
Engine					Information	S10	T10	T20 - T23	T22 - T25
All engines						7.0006	7.6042		
1.5									
1.5	Petrol	56	10/00-12/05	ENGINE 2111					
Engine					Information	S10	T10	T20 - T23	T22 - T25
All engines						7.0006	7.6042		
1.5									
1.5	Petrol	57	01/96-12/05	ENGINE 2111					
Engine					Information	S10	T10	T20 - T23	T22 - T25
All engines						7.0006	7.6042		

S10	OIL PRESSURE WARNING LIGHT SWITCH	T10	REVERSING LIGHT SWITCH	T20	BRAKE LIGHT SWITCH
T22	SWITCH CLUTCH CONTROL (CRUISE CONTROL)	T23	SWITCH BRAKE ACTUATION (ENGINE TIMING)	T25	SWITCH CLUTCH CONTROL (ENGINE CONTROL)

FUNCTIONS ON THE VEHICLE

Vehicle	alim.	kW	Date	Engine	 S10	 T10	 T20 - T23	 T22 - T25
ENGINE								
1.5	Petrol	58	10/00-09/04	2111				
ENGINE								
Engine Information					S10	T10	T20 - T23	T22 - T25
All engines					7.0006	7.6042		
1.5 16V	Petrol	67	10/00-12/05	2112				
ENGINE								
Engine Information					S10	T10	T20 - T23	T22 - T25
All engines					7.0006	7.6042		
1.5 16V	Petrol	70	01/95-08/02	2112				
ENGINE								
Engine Information					S10	T10	T20 - T23	T22 - T25
All engines					7.0006	7.6042		
112								
1.5	Petrol	56	10/00-12/05	2111				
ENGINE								
Engine Information					S10	T10	T20 - T23	T22 - T25
All engines					7.0006	7.6042		
1.5	Petrol	57	01/95-09/04	2111				
ENGINE								
Engine Information					S10	T10	T20 - T23	T22 - T25
All engines					7.0006	7.6042		
1.5 16V	Petrol	67	10/00-12/05	2112				
ENGINE								
Engine Information					S10	T10	T20 - T23	T22 - T25
All engines					7.0006	7.6042		
1.5 16V	Petrol	70	01/95-09/00	2112				
ENGINE								
Engine Information					S10	T10	T20 - T23	T22 - T25
All engines					7.0006	7.6042		
1.6	Petrol	66	03/06-12/08	21104				
ENGINE								
Engine Information					S10	T10	T20 - T23	T22 - T25
All engines					7.0006	7.6042		
KALINA								
1.4 16V	Petrol	66	11/08-12/13	VAZ1118				
ENGINE								
Engine Information					S10	T10	T20 - T23	T22 - T25
All engines						7.6042		
1.4 16V LPG	Petrol/ Petroleum Gas (LPG)	65	11/08->	VAZ1118				
ENGINE								
Engine Information					S10	T10	T20 - T23	T22 - T25
All engines						7.6042		
1.6	Petrol	60	10/04-12/13	11183, 11193, VAZ-21114				
ENGINE								
Engine Information					S10	T10	T20 - T23	T22 - T25
All engines						7.6042		
1.6	Petrol	62	01/10->	VAZ1110				
ENGINE								
Engine Information					S10	T10	T20 - T23	T22 - T25
All engines						7.6042		
1.6	Petrol	66	10/04->	11194				
ENGINE								
Engine Information					S10	T10	T20 - T23	T22 - T25
All engines						7.6042		
1.6	Petrol	72	09/06-06/13	11194				
ENGINE								
Engine Information					S10	T10	T20 - T23	T22 - T25
All engines						7.6042		

S10	OIL PRESSURE WARNING LIGHT SWITCH	T10	REVERSING LIGHT SWITCH	T20	BRAKE LIGHT SWITCH
T22	SWITCH CLUTCH CONTROL (CRUISE CONTROL)	T23	SWITCH BRAKE ACTUATION (ENGINE TIMING)	T25	SWITCH CLUTCH CONTROL (ENGINE CONTROL)

Vehicle	alim.	kW	Date	Engine	FUNCTIONS ON THE VEHICLE			
					 S10	 T10	 T20 - T23	 T22 - T25

LARGUS

1.6	Petrol	62	03/12->	ENGINE K7M
-----	--------	----	---------	---------------

Engine	Information	S10	T10	T20 - T23	T22 - T25
All engines		7.0181	7.6271		

1.6	Petrol	64	06/16->	ENGINE 11189
-----	--------	----	---------	-----------------

Engine	Information	S10	T10	T20 - T23	T22 - T25
All engines		7.0181	7.6271		

1.6	Petrol	77	03/12->	ENGINE K4M
-----	--------	----	---------	---------------

Engine	Information	S10	T10	T20 - T23	T22 - T25
All engines		7.0181	7.6271		

NADESHDA

1.7	Petrol	60	12/97-12/06	ENGINE UAZ2121
-----	--------	----	-------------	-------------------

Engine	Information	S10	T10	T20 - T23	T22 - T25
All engines		7.0000			

1.7i	Petrol	59	12/97-12/06	ENGINE UAZ21214
------	--------	----	-------------	--------------------

Engine	Information	S10	T10	T20 - T23	T22 - T25
All engines		7.0000			

1.8	Petrol	60	12/97-12/06	ENGINE VAZ-2130
-----	--------	----	-------------	--------------------

Engine	Information	S10	T10	T20 - T23	T22 - T25
All engines		7.0000			

NIVA I

1600	Petrol	56	12/76-12/93	ENGINE BA3 2121
------	--------	----	-------------	--------------------

Engine	Information	S10	T10	T20 - T23	T22 - T25
All engines		7.0000		7.1000 T20	
All engines	ext.thread M 14 x 1, 5 mm		7.6035		
All engines	ext.thread M 16 x 1, 5 mm		7.6074		

NIVA III

1.7i	Petrol	61	01/07->	ENGINE --
------	--------	----	---------	--------------

Engine	Information	S10	T10	T20 - T23	T22 - T25
All engines		7.0000			

PRIORA

1.6	Petrol	66	01/11-12/13	ENGINE VAZ-21116
-----	--------	----	-------------	---------------------

Engine	Information	S10	T10	T20 - T23	T22 - T25
All engines		7.0000			

RIVA

1.5	Petrol	55	01/85->	ENGINE --
-----	--------	----	---------	--------------

Engine	Information	S10	T10	T20 - T23	T22 - T25
All engines		7.0000			

1.6	Petrol	63	01/85->	ENGINE --
-----	--------	----	---------	--------------

Engine	Information	S10	T10	T20 - T23	T22 - T25
All engines		7.0000			

SAMARA

1.5	Petrol	52	01/97->	ENGINE --
-----	--------	----	---------	--------------

Engine	Information	S10	T10	T20 - T23	T22 - T25
All engines		7.0006			
All engines	no specific info conc. application available		7.6042		

1.5	Petrol	53	08/03-12/13	ENGINE 211186
-----	--------	----	-------------	------------------

Engine	Information	S10	T10	T20 - T23	T22 - T25
All engines		7.0006	7.6042		

S10 OIL PRESSURE WARNING LIGHT SWITCH	T10 REVERSING LIGHT SWITCH	T20 BRAKE LIGHT SWITCH
T22 SWITCH CLUTCH CONTROL (CRUISE CONTROL)	T23 SWITCH BRAKE ACTUATION (ENGINE TIMING)	T25 SWITCH CLUTCH CONTROL (ENGINE CONTROL)

FUNCTIONS ON THE VEHICLE

Vehicle	alim.	kW	Date	Engine				
					S10	T10	T20 - T23	T22 - T25

ENGINE				
1.5	Petrol	56	04/96-12/13	211182, 211183, 211186, 211187, 211189

Engine	Information	S10	T10	T20 - T23	T22 - T25
All engines		7.0006	7.6042		

ENGINE				
1.5	Petrol	59	08/03-12/06	211186

Engine	Information	S10	T10	T20 - T23	T22 - T25
All engines		7.0006	7.6042		

ENGINE				
1100	Petrol	39	02/88-12/94	BA3 21081

Engine	Information	S10	T10	T20 - T23	T22 - T25
All engines		7.0000	7.6042	7.1000 T20	

ENGINE				
1300	Petrol	48	01/86-12/94	BA3 2108

Engine	Information	S10	T10	T20 - T23	T22 - T25
All engines		7.0000	7.6042	7.1000 T20	

ENGINE				
1500	Petrol	53	09/87-12/96	BA3 21083

Engine	Information	S10	T10	T20 - T23	T22 - T25
All engines		7.0000	7.6042	7.1000 T20	

S10	OIL PRESSURE WARNING LIGHT SWITCH	T10	REVERSING LIGHT SWITCH	T20	BRAKE LIGHT SWITCH
T22	SWITCH CLUTCH CONTROL (CRUISE CONTROL)	T23	SWITCH BRAKE ACTUATION (ENGINE TIMING)	T25	SWITCH CLUTCH CONTROL (ENGINE CONTROL)

FUNCTIONS ON THE VEHICLE

Vehicle	alim.	kW	Date	Engine	 S10	 T10	 T20 - T23	 T22 - T25
---------	-------	----	------	--------	---	---	--	---

A 112

0.9 Junior	Petrol	29	03/81-06/86	ENGINE A112 A.000, A112 A5.000, A112 B2.000
------------	--------	----	-------------	---

Engine	Information	S10	T10	T20 - T23	T22 - T25
Eng. A112 A5.000		7.0001	7.6001	7.1000 T20	
All engines		7.0060			

1.0 Abarth	Petrol	51	03/78-02/84	ENGINE A112 A2.000
------------	--------	----	-------------	-----------------------

Engine	Information	S10	T10	T20 - T23	T22 - T25
All engines		7.0004, 7.0060	7.6000	7.1000 T20	

1.0 LX	Petrol	35	03/84-12/86	ENGINE A112 B1.000
--------	--------	----	-------------	-----------------------

Engine	Information	S10	T10	T20 - T23	T22 - T25
All engines		7.0060			

BETA

1600	Petrol	74	08/73-07/82	ENGINE 828 B.000
------	--------	----	-------------	---------------------

Engine	Information	S10	T10	T20 - T23	T22 - T25
All engines		7.0000		7.1000 T20	

DEDRA

1.6	Petrol	66	10/94-07/99	ENGINE 159 B9.000
-----	--------	----	-------------	----------------------

Engine	Information	S10	T10	T20 - T23	T22 - T25
All engines		7.0096	7.6067	7.1069 T20	

1.6 16V	Petrol	76	01/96-07/99	ENGINE 182 A4.000
---------	--------	----	-------------	----------------------

Engine	Information	S10	T10	T20 - T23	T22 - T25
All engines		7.0096	7.6067	7.1069 T20	

1.6 i.e.	Petrol	55	04/93-07/99	ENGINE 835 C1.000
----------	--------	----	-------------	----------------------

Engine	Information	S10	T10	T20 - T23	T22 - T25
All engines		7.0096	7.6067	7.1068 T20	
All engines	+check control system			7.1069 T20	

1.6 i.e.	Petrol	57	08/89-03/93	ENGINE 835 A1.046
----------	--------	----	-------------	----------------------

Engine	Information	S10	T10	T20 - T23	T22 - T25
All engines	->eng. 8204931	7.0000			
All engines	eng.type 8204931 ->	7.0096			
All engines			7.6067	7.1068 T20	
All engines	+check control system			7.1069 T20	

1.6 i.e.	Petrol	66	08/89-06/94	ENGINE 835 A1.000
----------	--------	----	-------------	----------------------

Engine	Information	S10	T10	T20 - T23	T22 - T25
All engines	->eng. 8204931	7.0000			
All engines	eng.type 8204931 ->	7.0096			
All engines			7.6067	7.1068 T20	
All engines	+check control system			7.1069 T20	

1.6 LE Cat	Petrol	66	07/94-07/99	ENGINE 159 B9.000
------------	--------	----	-------------	----------------------

Engine	Information	S10	T10	T20 - T23	T22 - T25
All engines		7.0096	7.6067	7.1069 T20	

1.8 16V LE	Petrol	83	03/96-07/99	ENGINE 182 A2.000
------------	--------	----	-------------	----------------------





Engine	Information	S10	T10	T20 - T23	T22 - T25
All engines		7.0096	7.6067	7.1069 T20	

1.8 GT 16V	Petrol	96	03/96-07/99	ENGINE 183 A1.000
------------	--------	----	-------------	----------------------

Engine	Information	S10	T10	T20 - T23	T22 - T25
All engines		7.0096	7.6067	7.1069 T20	

S10 OIL PRESSURE WARNING LIGHT SWITCH	T10 REVERSING LIGHT SWITCH	T20 BRAKE LIGHT SWITCH
T22 SWITCH CLUTCH CONTROL (CRUISE CONTROL)	T23 SWITCH BRAKE ACTUATION (ENGINE TIMING)	T25 SWITCH CLUTCH CONTROL (ENGINE CONTROL)

FUNCTIONS ON THE VEHICLE

Vehicle	alim.	kW	Date	Engine				
					S10	T10	T20 - T23	T22 - T25

ENGINE				
1.8 i.e.	Petrol	66	08/93-07/99	835 C5.000

Engine	Information	S10	T10	T20 - T23	T22 - T25
All engines		7.0096	7.6067	7.1069 T20	

ENGINE				
1.8 i.e.	Petrol	74	07/94-07/99	836 A5.000

Engine	Information	S10	T10	T20 - T23	T22 - T25
All engines		7.0096	7.6067	7.1069 T20	

ENGINE				
1.8 i.e.	Petrol	77	09/89-07/99	835 A2.046

Engine	Information	S10	T10	T20 - T23	T22 - T25
All engines	->eng. 1294514	7.0000			
All engines	eng.type 1294514 ->	7.0096			
All engines			7.6067	7.1069 T20	

ENGINE				
1.8 i.e.	Petrol	80	09/89-06/94	835 A2.000

Engine	Information	S10	T10	T20 - T23	T22 - T25
All engines	->eng. 1294514	7.0000			
All engines	eng.type 1294514 ->	7.0096			
All engines			7.6067	7.1069 T20	

ENGINE				
1.9 TDS	Diesel	66	04/89-07/99	160 D1.000, 835 A4.000

Engine	Information	S10	T10	T20 - T23	T22 - T25
All engines	->eng. 1005430	7.0000			
All engines	eng.type 1005430 ->	7.0096			
All engines			7.6067	7.1069 T20	

ENGINE				
2.0 16V	Petrol	102	07/94-07/99	836 A3.000

Engine	Information	S10	T10	T20 - T23	T22 - T25
All engines		7.0096	7.6067	7.1069 T20	

ENGINE				
2.0 HF Integrale	Petrol	124	11/90-07/94	835 A7.046

Engine	Information	S10	T10	T20 - T23	T22 - T25
All engines		7.0096		7.1068 T20	
All engines	-> 01/10/91		7.6066		
All engines	+check control system			7.1069 T20	

ENGINE				
2.0 i.e.	Petrol	83	09/89-07/99	835 A5.046

Engine	Information	S10	T10	T20 - T23	T22 - T25
All engines	->eng. 1294514	7.0000			
All engines	eng.type 1294514 ->	7.0096			
All engines			7.6067	7.1069 T20	

ENGINE				
2.0 i.e.	Petrol	86	09/89-07/92	835 A5.000

Engine	Information	S10	T10	T20 - T23	T22 - T25
All engines	->eng. 1294514	7.0000			
All engines	eng.type 1294514 ->	7.0096			
All engines			7.6067	7.1069 T20	

ENGINE				
2.0 i.e. Turbo	Petrol	119	04/91-07/99	835 A8.046


Engine	Information	S10	T10	T20 - T23	T22 - T25
All engines		7.0096		7.1068 T20	
All engines	-> 01/10/91		7.6066		
All engines	+check control system			7.1069 T20	

ENGINE				
2.0 i.e. Turbo Integrale	Petrol	121	05/90-07/94	835 A7.000

Engine	Information	S10	T10	T20 - T23	T22 - T25
All engines		7.0096		7.1068 T20	
All engines	-> 01/10/91		7.6066		
All engines	+check control system			7.1069 T20	

S10 OIL PRESSURE WARNING LIGHT SWITCH	T10 REVERSING LIGHT SWITCH	T20 BRAKE LIGHT SWITCH
T22 SWITCH CLUTCH CONTROL (CRUISE CONTROL)	T23 SWITCH BRAKE ACTUATION (ENGINE TIMING)	T25 SWITCH CLUTCH CONTROL (ENGINE CONTROL)

FUNCTIONS ON THE VEHICLE

Vehicle	alim.	kW	Date	Engine	 S10	 T10	 T20 - T23	 T22 - T25
---------	-------	----	------	--------	---	---	--	---

				ENGINE
2.0 Integrale	Petrol	102	07/94-07/99	836 A3.000

Engine	Information	S10	T10	T20 - T23	T22 - T25
All engines		7.0096	7.6143	7.1069 T20	

				ENGINE
2.0 Turbo	Petrol	130	11/90-06/94	835 A8.000

Engine	Information	S10	T10	T20 - T23	T22 - T25
All engines	-> 01/04/91	7.0000			
All engines	01/04/91 ->	7.0096			
All engines	-> 01/10/91		7.6066		
All engines				7.1068 T20	
All engines	+check control system			7.1069 T20	

DELTA I

				ENGINE
1.1	Petrol	47	01/86-12/90	831 B8.000

Engine	Information	S10	T10	T20 - T23	T22 - T25
All engines		7.0000			
All engines	-> VET. 445260		7.6002		
All engines	VET. 445260 ->		7.6067		
All engines	+check control system, pole nr. 3			7.1067 T20	
All engines	pole nr. 2			7.1068 T20	

				ENGINE
1.3	Petrol	55	09/79-08/92	831 A2.000, 831 B.000

Engine	Information	S10	T10	T20 - T23	T22 - T25
All engines		7.0000			
All engines	-> VET. 445260		7.6002		
All engines	VET. 445260 ->		7.6067		
All engines	+check control system, pole nr. 3			7.1067 T20	
All engines	pole nr. 2			7.1068 T20	

				ENGINE
1.3	Petrol	58	09/83-08/92	831 A2.000

Engine	Information	S10	T10	T20 - T23	T22 - T25
All engines		7.0000			
All engines	-> VET. 445260		7.6002		
All engines	VET. 445260 ->		7.6067		
All engines	+check control system, pole nr. 3			7.1067 T20	
All engines	pole nr. 2			7.1068 T20	

				ENGINE
1.5	Petrol	63	09/79-12/92	831 A1.000, 831 B1.000

Engine	Information	S10	T10	T20 - T23	T22 - T25
All engines	-> VET. 0626853	7.0000			
All engines	VET. 0626853 ->	7.0096			
All engines	-> VET. 445260		7.6002		
All engines	VET. 445260 ->		7.6067		
All engines	+check control system, pole nr. 3			7.1067 T20	
All engines	pole nr. 2			7.1068 T20	

				ENGINE
1.6 GT i.e.	Petrol	66	05/87-08/92	149 C2.000

Engine	Information	S10	T10	T20 - T23	T22 - T25
All engines	-> VET. 0626853	7.0003			
All engines	VET. 0626853 ->	7.0096			
All engines	-> VET. 372489		7.6038		
All engines	VET. 372489 ->		7.6067		
All engines	pole nr. 2			7.1066 T20	
All engines	+check control system, pole nr. 3			7.1067 T20	

				ENGINE
1.6 GT i.e.	Petrol	80	08/86-08/88	831 B7.000

Engine	Information	S10	T10	T20 - T23	T22 - T25
All engines	-> VET. 0626853	7.0003			
All engines	VET. 0626853 ->	7.0096			
All engines	-> VET. 389581		7.6038		
All engines	VET. 389581 ->		7.6067		
All engines	pole nr. 2			7.1066 T20	

S10 OIL PRESSURE WARNING LIGHT SWITCH	T10 REVERSING LIGHT SWITCH	T20 BRAKE LIGHT SWITCH
T22 SWITCH CLUTCH CONTROL (CRUISE CONTROL)	T23 SWITCH BRAKE ACTUATION (ENGINE TIMING)	T25 SWITCH CLUTCH CONTROL (ENGINE CONTROL)

FUNCTIONS ON THE VEHICLE

Vehicle	alim.	kW	Date	Engine	 S10	 T10	 T20 - T23	 T22 - T25
---------	-------	----	------	--------	---	---	--	---

ENGINE				
1.6 GT i.e.	Petrol	80	08/86-08/88	831 B7.000

Engine	Information	S10	T10	T20 - T23	T22 - T25
All engines	+check control system, pole nr. 3			7.1067 T20	

ENGINE				
1.6 HF Turbo	Petrol	103	08/86-08/88	831 B3.000

Engine	Information	S10	T10	T20 - T23	T22 - T25
All engines	->eng. 1286457, VET. 402807 ->	7.0000			
All engines	->VET. 402807	7.0003			
All engines	eng.type 1286457 ->	7.0096			
All engines	see connection type		7.6038, 7.6067		
All engines	pole nr. 2			7.1066 T20	
All engines	+check control system, pole nr. 3			7.1067 T20	

ENGINE				
1.6 HF Turbo	Petrol	97	04/87-03/89	831 B7.046

Engine	Information	S10	T10	T20 - T23	T22 - T25
All engines	->eng. 1286457, VET. 402807 ->	7.0000			
All engines	->VET. 402807	7.0003			
All engines	eng.type 1286457 ->	7.0096			
All engines	see connection type		7.6038, 7.6067		
All engines	pole nr. 2			7.1066 T20	
All engines	+check control system, pole nr. 3			7.1067 T20	

ENGINE				
1.9 Turbo DS	Diesel	59	10/86-12/89	831 D1.000

Engine	Information	S10	T10	T20 - T23	T22 - T25
All engines		7.0000			
All engines	->VET. 382653		7.6038		
All engines	VET. 382653 ->		7.6067		
All engines	pole nr. 2			7.1066 T20	
All engines	+check control system, pole nr. 3			7.1067 T20	

ENGINE				
2.0 16V HF Evo Integrale	Petrol	155	06/93-01/94	831 E5.000, 831 E5.046

Engine	Information	S10	T10	T20 - T23	T22 - T25
All engines		7.0096			
All engines	-> 01/10/91		7.6066		
All engines	pole nr. 2			7.1066 T20	
All engines	+check control system, pole nr. 3			7.1067 T20	

ENGINE				
2.0 16V HF Integrale	Petrol	144	03/89-09/91	831 D5.000

Engine	Information	S10	T10	T20 - T23	T22 - T25
All engines		7.0000	7.6066		
All engines	pole nr. 2			7.1066 T20	
All engines	+check control system, pole nr. 3			7.1067 T20	

ENGINE				
2.0 HF Integrale	Petrol	122	11/86-08/88	831 B5.000

Engine	Information	S10	T10	T20 - T23	T22 - T25
All engines	VET. 402807 ->	7.0000			
All engines	->VET. 402807	7.0003			
All engines			7.6066		
All engines	pole nr. 2			7.1066 T20	
All engines	+check control system, pole nr. 3			7.1067 T20	

ENGINE				
2.0 HF Integrale	Petrol	130	12/86-12/92	831 C5.046

Engine	Information	S10	T10	T20 - T23	T22 - T25
All engines	->eng. 1286259	7.0000			
All engines	eng.type 1286259 ->	7.0096			
All engines	-> 01/10/91		7.6066		
All engines	pole nr. 2			7.1066 T20	
All engines	+check control system, pole nr. 3			7.1067 T20	

S10 OIL PRESSURE WARNING LIGHT SWITCH	T10 REVERSING LIGHT SWITCH	T20 BRAKE LIGHT SWITCH
T22 SWITCH CLUTCH CONTROL (CRUISE CONTROL)	T23 SWITCH BRAKE ACTUATION (ENGINE TIMING)	T25 SWITCH CLUTCH CONTROL (ENGINE CONTROL)

FUNCTIONS ON THE VEHICLE

Vehicle	alim.	kW	Date	Engine	 S10	 T10	 T20 - T23	 T22 - T25
---------	-------	----	------	--------	---	---	--	---

ENGINE				
2.0 HF Integrale	Petrol	133	10/87-12/91	831 C5.000

Engine	Information	S10	T10	T20 - T23	T22 - T25
All engines	VEI. 402807 ->	7.0000			
All engines	->VEI. 402807	7.0003			
All engines			7.6066		
All engines	pole nr. 2			7.1066	T20
All engines	+check control system, pole nr. 3			7.1067	T20

DELTA II

ENGINE				
1.4 i.e.	Petrol	51	10/94-08/99	160 A1.046, 836 A4.000

Engine	Information	S10	T10	T20 - T23	T22 - T25
All engines		7.0096	7.6067		
All engines	pole nr. 2			7.1068	T20
All engines	pole nr. 3			7.1069	T20

ENGINE				
1.6 i.e.	Petrol	55	06/93-08/99	835 C1.000

Engine	Information	S10	T10	T20 - T23	T22 - T25
All engines		7.0096	7.6067		
All engines	pole nr. 2			7.1068	T20
All engines	pole nr. 3			7.1069	T20

ENGINE				
1.6 i.e.	Petrol	66	03/96-08/99	182 A6.000

Engine	Information	S10	T10	T20 - T23	T22 - T25
All engines		7.0096	7.6067		
All engines	pole nr. 2			7.1068	T20
All engines	pole nr. 3			7.1069	T20

ENGINE				
1.6 i.e. 16V	Petrol	76	01/96-08/99	182 A4.000

Engine	Information	S10	T10	T20 - T23	T22 - T25
All engines		7.0096	7.6067	7.1069	T20

ENGINE				
1.8 i.e.	Petrol	66	07/94-08/99	835 C4.000, 836 A6.000, 836 C4.000

Engine	Information	S10	T10	T20 - T23	T22 - T25
All engines		7.0096	7.6067		
All engines	pole nr. 2			7.1068	T20
All engines	pole nr. 3			7.1069	T20

ENGINE				
1.8 i.e.	Petrol	74	02/96-08/99	836 A5.000

Engine	Information	S10	T10	T20 - T23	T22 - T25
All engines		7.0096	7.6067		
All engines	pole nr. 2			7.1068	T20
All engines	pole nr. 3			7.1069	T20

ENGINE				
1.8 i.e.	Petrol	76	06/93-08/99	835 C2.000

Engine	Information	S10	T10	T20 - T23	T22 - T25
All engines		7.0096	7.6067		
All engines	pole nr. 2			7.1068	T20
All engines	pole nr. 3			7.1069	T20

ENGINE				
1.8 i.e. 16V	Petrol	83	03/96-08/99	182 A2.000

Engine	Information	S10	T10	T20 - T23	T22 - T25
All engines		7.0096	7.6067		
All engines	pole nr. 2			7.1068	T20
All engines	pole nr. 3			7.1069	T20

ENGINE				
1.8 i.e. 16V GT	Petrol	96	03/96-08/99	183 A1.000

Engine	Information	S10	T10	T20 - T23	T22 - T25
All engines		7.0096	7.6067		
All engines	pole nr. 2			7.1068	T20
All engines	pole nr. 3			7.1069	T20

S10 OIL PRESSURE WARNING LIGHT SWITCH	T10 REVERSING LIGHT SWITCH	T20 BRAKE LIGHT SWITCH
T22 SWITCH CLUTCH CONTROL (CRUISE CONTROL)	T23 SWITCH BRAKE ACTUATION (ENGINE TIMING)	T25 SWITCH CLUTCH CONTROL (ENGINE CONTROL)

FUNCTIONS ON THE VEHICLE

Vehicle	alim.	kW	Date	Engine	 S10	 T10	 T20 - T23	 T22 - T25
---------	-------	----	------	--------	---	---	--	---

ENGINE				
1.9 TD	Diesel	66	10/94-08/99	160 D1.000, 835 A4.000

Engine	Information	S10	T10	T20 - T23	T22 - T25
All engines		7.0096	7.6067		
All engines	pole nr. 2			7.1068 T20	
All engines	pole nr. 3			7.1069 T20	

ENGINE				
2.0 16V	Petrol	102	06/93-08/99	836 A3.000

Engine	Information	S10	T10	T20 - T23	T22 - T25
All engines		7.0096	7.6067		
All engines	pole nr. 2			7.1068 T20	
All engines	pole nr. 3			7.1069 T20	

ENGINE				
2.0 16V Turbo	Petrol	137	06/93-08/99	836 A2.000

Engine	Information	S10	T10	T20 - T23	T22 - T25
All engines		7.0096		7.1069 T20	
All engines	01/01/96 ->		7.6143		

ENGINE				
2.0 16V Turbo	Petrol	142	07/96-08/99	175 A4.000

Engine	Information	S10	T10	T20 - T23	T22 - T25
All engines		7.0096	7.6143	7.1069 T20	

DELTA III				
ENGINE				
1.4	Petrol	110	09/08-08/14	198 A1.000

Engine	Information	S10	T10	T20 - T23	T22 - T25
All engines	COL:black, switch press. 0.30-0.60 bar, thread M14X1.5, without cable	7.0096			
All engines			7.6249		
All engines	-start-stop function			7.1161 T20	7.1170 T25
All engines	+start-stop function, COL:blue			7.1247 T20	

ENGINE				
1.4	Petrol	88	09/08-08/14	198 A4.000

Engine	Information	S10	T10	T20 - T23	T22 - T25
All engines	COL:black, switch press. 0.30-0.60 bar, thread M14X1.5, without cable	7.0096			
All engines	01/01/11 ->		7.6196		
All engines	-> 01/12/10		7.6249		
All engines	-start-stop function			7.1161 T20	7.1170 T25
All engines	+start-stop function, COL:blue			7.1247 T20	

ENGINE				
1.4 16V	Petrol	103	07/10-08/14	198 A7.000

Engine	Information	S10	T10	T20 - T23	T22 - T25
All engines		7.0096	7.6196		
All engines	-start-stop function			7.1161 T20	7.1170 T25
All engines	+start-stop function, COL:blue			7.1247 T20	

ENGINE				
1.4 Bifuel	Petrol/ Petroleum Gas (LPG)	88	07/11-08/14	198 A4.000

Engine	Information	S10	T10	T20 - T23	T22 - T25
All engines	COL:black, switch press. 0.30-0.60 bar, thread M14X1.5, without cable	7.0096			
All engines			7.6196		
All engines	-start-stop function			7.1161 T20	7.1170 T25
All engines	+start-stop function, COL:blue			7.1247 T20	

ENGINE				
1.6 D Multijet	Diesel	77	04/11-08/14	944 A 3.000

Engine	Information	S10	T10	T20 - T23	T22 - T25
All engines		7.0096			
All engines	ext.thread M12 x 1 mm		7.6196		
All engines	ext.thread M12 x 1,5 mm		7.6249		
All engines	-start-stop function			7.1161 T20	
All engines	+start-stop function			7.1247 T20	
All engines	pole nr. 4				7.1161 T22

S10 OIL PRESSURE WARNING LIGHT SWITCH	T10 REVERSING LIGHT SWITCH	T20 BRAKE LIGHT SWITCH
T22 SWITCH CLUTCH CONTROL (CRUISE CONTROL)	T23 SWITCH BRAKE ACTUATION (ENGINE TIMING)	T25 SWITCH CLUTCH CONTROL (ENGINE CONTROL)

FUNCTIONS ON THE VEHICLE

Vehicle	alim.	kW	Date	Engine	 S10	 T10	 T20 - T23	 T22 - T25
---------	-------	----	------	--------	---	---	--	---

				ENGINE
1.6 D Multijet	Diesel	77	04/11-08/14	944 A 3.000

Engine	Information	S10	T10	T20 - T23	T22 - T25
All engines	pole nr. 2				7.1170 T22

				ENGINE
1.6 D Multijet	Diesel	88	09/08-08/14	198 A2.000

Engine	Information	S10	T10	T20 - T23	T22 - T25
All engines	COL:black, switch press. 0.30-0.60 bar, thread M14X1.5, without cable	7.0096			
All engines	man.		7.6196		
All engines	-start-stop function			7.1161 T20	
All engines	+start-stop function, COL:blue			7.1247 T20	
All engines	semiaut., -start-stop function				7.1161 T25
All engines	man., -start-stop function				7.1170 T25

				ENGINE
1.6 JTD Multijet	Diesel	77	04/11-12/14	844 A3.000

Engine	Information	S10	T10	T20 - T23	T22 - T25
All engines	COL:black, switch press. 0.30-0.60 bar, thread M14X1.5, without cable	7.0096			
All engines	man.		7.6196		
All engines	-start-stop function			7.1161 T20	7.1170 T25
All engines	+start-stop function, COL:blue			7.1247 T20	

				ENGINE
1.6 JTD Multijet	Diesel	85	09/08-12/14	955 A4.000

Engine	Information	S10	T10	T20 - T23	T22 - T25
All engines	COL:black, switch press. 0.30-0.60 bar, thread M14X1.5, without cable	7.0096			
All engines	man.		7.6196		
All engines	-start-stop function			7.1161 T20	
All engines	+start-stop function, COL:blue			7.1247 T20	
All engines	semiaut., -start-stop function				7.1161 T25
All engines	man., -start-stop function				7.1170 T25

				ENGINE
1.8	Petrol	147	01/09-08/14	939 B1.000

Engine	Information	S10	T10	T20 - T23	T22 - T25
All engines	COL:black, switch press. 0.30-0.60 bar, thread M14X1.5, without cable	7.0096			
All engines	ext.thread M12 x 1 mm		7.6196		
All engines	ext.thread M12 x 1, 5 mm		7.6249		
All engines	-start-stop function			7.1161 T20	
All engines	+start-stop function, COL:blue			7.1247 T20	

				ENGINE
1.9 D Multijet	Diesel	140	01/09-08/14	844 A1.000

Engine	Information	S10	T10	T20 - T23	T22 - T25
All engines	COL:black, switch press. 0.30-0.60 bar, thread M14X1.5, without cable	7.0096			
All engines	man.		7.6249		
All engines	-start-stop function			7.1161 T20	7.1170 T25
All engines	+start-stop function, COL:blue			7.1247 T20	

				ENGINE
2.0 D Multijet	Diesel	120	09/08-08/14	844 A2.000

Engine	Information	S10	T10	T20 - T23	T22 - T25
All engines	COL:black, switch press. 0.30-0.60 bar, thread M14X1.5, without cable	7.0096			
All engines	01/01/11 ->		7.6196		
All engines	-> 01/12/10		7.6249		
All engines	-start-stop function			7.1161 T20	7.1170 T25
All engines	+start-stop function, COL:blue			7.1247 T20	

				ENGINE
2.0 D Multijet	Diesel	121	09/08-08/14	198 A5.000, 198 A8.000

Engine	Information	S10	T10	T20 - T23	T22 - T25
All engines	COL:black, switch press. 0.30-0.60 bar, thread M14X1.5, without cable	7.0096			
All engines	01/01/11 ->, ext.thread M12 x 1 mm		7.6196		
All engines	-> 01/12/10, ext.thread M12 x 1, 5 mm		7.6249		
All engines	-start-stop function			7.1161 T20	
All engines	+start-stop function, COL:blue			7.1247 T20	

S10	OIL PRESSURE WARNING LIGHT SWITCH	T10	REVERSING LIGHT SWITCH	T20	BRAKE LIGHT SWITCH
T22	SWITCH CLUTCH CONTROL (CRUISE CONTROL)	T23	SWITCH BRAKE ACTUATION (ENGINE TIMING)	T25	SWITCH CLUTCH CONTROL (ENGINE CONTROL)

FUNCTIONS ON THE VEHICLE

Vehicle	alim.	kW	Date	Engine	 S10	 T10	 T20 - T23	 T22 - T25
---------	-------	----	------	--------	---	---	--	---

				ENGINE
2.0 D Multijet	Diesel	121	09/08-08/14	198 A5.000, 198 A8.000

Engine	Information	S10	T10	T20 - T23	T22 - T25
Eng. 198 A8.000	pole nr. 4				7.1161 T22
Eng. 198 A8.000	pole nr. 2				7.1170 T22
Eng. 198 A5.000	-start-stop function				7.1170 T25

				ENGINE
2.0 16V Turbo	Petrol	151	02/95-10/01	834 A4.000, 838 A4.000

Engine	Information	S10	T10	T20 - T23	T22 - T25
All engines	COL:black, switch press. 0.30-0.60 bar, thread M14X1.5, without cable	7.0096			
All engines	->ch. 4190, ->ch. 7001187, ext.thread M 16 x 1, 5 mm		7.6143		
All engines	ch. 4191 ->, ch. 7001188 ->, ext.thread M 12 x 1, 5 mm		7.6196		
All engines	+cruise control			7.1069 T20	
All engines	ch. 2051778 ->, -cruise control, spanner size 14			7.1108 T20	
Eng. 838 A4.000	->ch. 2051777, -cruise control			7.1127 T20	
All engines	ch. 2051778 ->, -cruise control				7.1108 T25

				ENGINE
2.0 20V	Petrol	107	10/94-10/01	838 A1.000

Engine	Information	S10	T10	T20 - T23	T22 - T25
All engines	COL:black, switch press. 0.30-0.60 bar, thread M14X1.5, without cable	7.0096			
All engines			7.6143		
All engines	-cruise control			7.1127 T20	

				ENGINE
2.0 20V	Petrol	114	07/96-10/01	838 A6.000

Engine	Information	S10	T10	T20 - T23	T22 - T25
All engines	COL:black, switch press. 0.30-0.60 bar, thread M14X1.5, without cable	7.0096			
All engines	->ch. 4190		7.6143		
All engines	ch. 4191 ->		7.6196		
All engines	+cruise control			7.1069 T20	
All engines	-cruise control			7.1127 T20	
All engines	VET. 2087519 ->				7.1108 T22

				ENGINE
2.0 iE	Petrol	162	03/98-12/01	175 A3.000

Engine	Information	S10	T10	T20 - T23	T22 - T25
All engines	COL:black, switch press. 0.30-0.60 bar, thread M14X1.5, without cable	7.0096			
All engines			7.6196		
All engines	+cruise control			7.1069 T20	
All engines	-cruise control, spanner size 14			7.1108 T20	
All engines	-cruise control				7.1108 T25

				ENGINE
2.4 20V	Petrol	129	08/94-10/01	838 A2.000, 838 A2.027, 838 B2.000, 838B2027





Engine	Information	S10	T10	T20 - T23	T22 - T25
All engines	COL:black, switch press. 0.30-0.60 bar, thread M14X1.5, without cable	7.0096			
All engines	->ch. 4190, ->ch. 7001187		7.6143		
All engines	ch. 4191 ->, ch. 7001188 ->		7.6196		
Eng. 838 B2.000	pole nr. 2			7.1068 T20	
Eng. 838 A2.000, 838 B2.000	+cruise control, pole nr. 3			7.1069 T20	
Eng. 838 A2.000, 838 A2.027, 838 B2.000	+cruise control, -cruise control, spanner size 14			7.1108 T20	
Eng. 838 A2.000, 838 B2.000	-cruise control			7.1127 T20	
Eng. 838 B2.000					7.1108 T22
Eng. 838 A2.000, 838 A2.027	+cruise control, -cruise control				7.1108 T25

				ENGINE
2.4 JTD	Diesel	100	02/98-12/01	838 A8.000

Engine	Information	S10	T10	T20 - T23	T22 - T25
All engines	COL:black, switch press. 0.30-0.60 bar, thread M14X1.5, without cable	7.0096			
All engines			7.6143		7.1108 T22
All engines	+air conditioning			7.1069 T20	
All engines	-air conditioning			7.1127 T20	

S10 OIL PRESSURE WARNING LIGHT SWITCH	T10 REVERSING LIGHT SWITCH	T20 BRAKE LIGHT SWITCH
T22 SWITCH CLUTCH CONTROL (CRUISE CONTROL)	T23 SWITCH BRAKE ACTUATION (ENGINE TIMING)	T25 SWITCH CLUTCH CONTROL (ENGINE CONTROL)

FUNCTIONS ON THE VEHICLE

Vehicle	alim.	kW	Date	Engine	 S10	 T10	 T20 - T23	 T22 - T25
---------	-------	----	------	--------	---	---	--	---

ENGINE				
2.4 T.DS	Diesel	91	08/94-10/01	838 A3.000, 838 A7.000

Engine	Information	S10	T10	T20 - T23	T22 - T25
All engines	COL:black, switch press. 0.30-0.60 bar, thread M14X1.5, without cable	7.0096			
All engines			7.6143		7.1108 T22
Eng. 838 A3.000	FOR MODEL:1996			7.1068 T20	
All engines	+air conditioning, +cruise control			7.1069 T20	
Eng. 838 A3.000	FOR MODEL:1998			7.1108 T20	
All engines	-air conditioning			7.1127 T20	

ENGINE				
3.0 24V	Petrol	150	08/94-10/01	838 B.000

Engine	Information	S10	T10	T20 - T23	T22 - T25
All engines	switch press. 0.3 bar, thread M14X1.5	7.0096			
All engines	->ch. 2070995		7.6143		
All engines	ch. 2070996 ->		7.6196		
All engines	+cruise control, ch. 2092371 ->			7.1069 T20	
All engines	->ch. 2092370, ->ch. 7002899, ch. 2051778 ->, -cruise control, spanner size 14			7.1108 T20	
All engines	->ch. 2051777, ch. 2092371 ->, ch. 7002900 ->, -cruise control			7.1127 T20	
All engines	->ch. 2092370, ch. 2051778 ->				7.1108 T25

LYBRA

ENGINE				
1.6	Petrol	76	10/00-10/05	182 B6.000

Engine	Information	S10	T10	T20 - T23	T22 - T25
All engines	COL:black, switch press. 0.30-0.60 bar, thread M14X1.5, without cable	7.0096			
All engines	spanner size 22, thread M14x1.5		7.6067		
All engines	COL:white			7.1179 T20	
All engines					7.1170 T22

ENGINE				
1.6 16V	Petrol	76	07/99-10/05	182 A4.000

Engine	Information	S10	T10	T20 - T23	T22 - T25
All engines	COL:black, switch press. 0.30-0.60 bar, thread M14X1.5, without cable	7.0096			
All engines	spanner size 22, thread M14x1.5		7.6067		
All engines	spanner size 14			7.1107 T20	
All engines					7.1068 T22

ENGINE				
1.8 16V	Petrol	96	07/99-10/05	839 A4.000, 839 A7.000, 839 A9.000

Engine	Information	S10	T10	T20 - T23	T22 - T25
All engines	COL:black, switch press. 0.30-0.60 bar, thread M14X1.5, without cable	7.0096			
All engines	spanner size 22, thread M14x1.5		7.6067		
Eng. 839 A4.000	spanner size 14			7.1107 T20	
Eng. 839 A7.000, 839 A9.000	FOR:(CH), FOR:(S)			7.1161 T20	
Eng. 839 A7.000	COL:white, NOT FOR:(CH), NOT FOR:(S)			7.1179 T20	
Eng. 839 A4.000					7.1068 T22
Eng. 839 A7.000, 839 A9.000					7.1170 T22

ENGINE				
1.9 JTD	Diesel	77	07/99-09/01	AR 32302

Engine	Information	S10	T10	T20 - T23	T22 - T25
All engines	COL:black, switch press. 0.30-0.60 bar, thread M14X1.5, without cable	7.0096			
All engines			7.6196	7.1069 T20	7.1068 T22

ENGINE				
1.9 JTD	Diesel	81	09/00-05/01	AR 37101

Engine	Information	S10	T10	T20 - T23	T22 - T25
All engines	COL:black, switch press. 0.30-0.60 bar, thread M14X1.5, without cable	7.0096			
All engines			7.6196	7.1161 T20	
All engines	-> 01/10/00				7.1068 T22
All engines	01/10/00 ->				7.1170 T22

S10 OIL PRESSURE WARNING LIGHT SWITCH	T10 REVERSING LIGHT SWITCH	T20 BRAKE LIGHT SWITCH
T22 SWITCH CLUTCH CONTROL (CRUISE CONTROL)	T23 SWITCH BRAKE ACTUATION (ENGINE TIMING)	T25 SWITCH CLUTCH CONTROL (ENGINE CONTROL)

FUNCTIONS ON THE VEHICLE

Vehicle	alim.	kW	Date	Engine	 S10	 T10	 T20 - T23	 T22 - T25
---------	-------	----	------	--------	---	---	--	---

				ENGINE
1.9 JTD	Diesel	85	05/01-10/05	937 A2.000

Engine	Information	S10	T10	T20 - T23	T22 - T25
All engines	COL:black, switch press. 0.30-0.60 bar, thread M14x1.5, without cable	7.0096			
All engines			7.6196	7.1161 T20	7.1170 T22

				ENGINE
2.0 20V	Petrol	110	09/00-10/05	185 A8.000

Engine	Information	S10	T10	T20 - T23	T22 - T25
All engines	COL:black, switch press. 0.30-0.60 bar, thread M14x1.5, without cable	7.0096			
All engines	spanner size 22, thread M14x1.5		7.6067		
All engines				7.1161 T20	7.1170 T22

				ENGINE
2.0 20V	Petrol	113	07/99-09/00	182 B7.000

Engine	Information	S10	T10	T20 - T23	T22 - T25
All engines	COL:black, switch press. 0.30-0.60 bar, thread M14x1.5, without cable	7.0096			
All engines	spanner size 22, thread M14x1.5		7.6067		
All engines				7.1069 T20	7.1068 T22

				ENGINE
2.4 20V	Petrol	125	10/01-10/05	192 A2.000

Engine	Information	S10	T10	T20 - T23	T22 - T25
All engines	COL:black, switch press. 0.30-0.60 bar, thread M14x1.5, without cable	7.0096			
All engines			7.6196	7.1161 T20	7.1170 T22

				ENGINE
2.4 JTD	Diesel	103	09/00-10/05	839 A6.000

Engine	Information	S10	T10	T20 - T23	T22 - T25
All engines	COL:black, switch press. 0.30-0.60 bar, thread M14x1.5, without cable	7.0096			
All engines			7.6196	7.1161 T20	7.1170 T22

				ENGINE
2.4 JTD	Diesel	110	05/02-10/05	841 C.000

Engine	Information	S10	T10	T20 - T23	T22 - T25
All engines	COL:black, switch press. 0.30-0.60 bar, thread M14x1.5, without cable	7.0096			
All engines			7.6196	7.1161 T20	7.1170 T22

				ENGINE
2.4 JTD	Diesel	99	07/99-02/01	839 A5.000, AR 32501

Engine	Information	S10	T10	T20 - T23	T22 - T25
All engines	COL:black, switch press. 0.30-0.60 bar, thread M14x1.5, without cable	7.0096			
All engines			7.6196	7.1069 T20	7.1068 T22

MUSA

				ENGINE
1.3 D Multijet	Diesel	51	10/04-09/12	188 A9.000

Engine	Information	S10	T10	T20 - T23	T22 - T25
All engines	COL:black, switch press. 0.30-0.60 bar, thread M14x1.5, without cable	7.0096			
All engines	spanner size 22, thread M14x1.5		7.6067		
All engines				7.1161 T20	
All engines	-start-stop function				7.1170 T25

				ENGINE
1.3 D Multijet	Diesel	66	09/06-09/12	199 A3.000



Engine	Information	S10	T10	T20 - T23	T22 - T25
All engines	COL:black, switch press. 0.30-0.60 bar, thread M14x1.5, without cable	7.0096			
All engines	spanner size 22, thread M14x1.5		7.6067		
All engines				7.1161 T20	
All engines	-start-stop function				7.1170 T25

				ENGINE
1.3 D Multijet	Diesel	70	03/09-12/12	--, 199 B1.000

Engine	Information	S10	T10	T20 - T23	T22 - T25
All engines	COL:black, switch press. 0.30-0.60 bar, thread M14x1.5, without cable	7.0096			
All engines	spanner size 22, thread M14x1.5		7.6067		
All engines				7.1161 T20	

S10 OIL PRESSURE WARNING LIGHT SWITCH	T10 REVERSING LIGHT SWITCH	T20 BRAKE LIGHT SWITCH
T22 SWITCH CLUTCH CONTROL (CRUISE CONTROL)	T23 SWITCH BRAKE ACTUATION (ENGINE TIMING)	T25 SWITCH CLUTCH CONTROL (ENGINE CONTROL)

FUNCTIONS ON THE VEHICLE

Vehicle	alim.	kW	Date	Engine	 S10	 T10	 T20 - T23	 T22 - T25
---------	-------	----	------	--------	---	---	--	---

ENGINE				
1.3 D Multijet	Diesel	70	03/09-12/12	--, 199 B1.000

Engine	Information	S10	T10	T20 - T23	T22 - T25
Eng. --	-start-stop function				7.1170 T22
Eng. 199 B1.000	-start-stop function				7.1170 T25

ENGINE				
1.4	Petrol	57	09/05-09/12	350 A1.000

Engine	Information	S10	T10	T20 - T23	T22 - T25
All engines	COL:black, switch press. 0.30-0.60 bar, thread M14X1.5, without cable	7.0096			
All engines	spanner size 22, thread M18x1.5		7.6142		
All engines				7.1161 T20	
All engines	-start-stop function				7.1170 T25

ENGINE				
1.4	Petrol	66	09/04-12/12	192 B2.000

Engine	Information	S10	T10	T20 - T23	T22 - T25
All engines	COL:black, switch press. 0.30-0.60 bar, thread M14X1.5, without cable	7.0096			
All engines	spanner size 22, thread M18x1.5		7.6142		
All engines				7.1161 T20	
All engines	-start-stop function				7.1170 T25

ENGINE				
1.4	Petrol	70	10/04-09/12	843 A 1.000

Engine	Information	S10	T10	T20 - T23	T22 - T25
All engines	COL:black, switch press. 0.30-0.60 bar, thread M14X1.5, without cable	7.0096			
All engines	spanner size 22, thread M18x1.5		7.6142		
All engines				7.1161 T20	
All engines	-start-stop function				7.1170 T25

ENGINE				
1.4 16V	Petrol	70	01/11-12/12	--

Engine	Information	S10	T10	T20 - T23	T22 - T25
All engines		7.0096	7.6142	7.1161 T20	
All engines	-start-stop function				7.1170 T22

ENGINE				
1.4 8V	Petrol	57	01/11-12/12	--

Engine	Information	S10	T10	T20 - T23	T22 - T25
All engines		7.0096	7.6142	7.1161 T20	
All engines	-start-stop function				7.1170 T22

ENGINE				
1.4 LPG	Petrol/ Petroleum Gas (LPG)	57	09/09-12/12	350 A1.000

Engine	Information	S10	T10	T20 - T23	T22 - T25
All engines	COL:black, switch press. 0.30-0.60 bar, thread M14X1.5, without cable	7.0096			
All engines	spanner size 22, thread M18x1.5		7.6142		
All engines				7.1161 T20	
All engines	-start-stop function				7.1170 T25

ENGINE				
1.6 D Multijet	Diesel	85	07/08-09/12	350 A2.000, 350 A3.000

Engine	Information	S10	T10	T20 - T23	T22 - T25
All engines	COL:black, switch press. 0.30-0.60 bar, thread M14X1.5, without cable	7.0096			
All engines			7.6196	7.1161 T20	
Eng. 350 A2.000					7.1170 T22
Eng. 350 A3.000	-start-stop function				7.1170 T25

ENGINE				
1.6 D Multijet	Diesel	88	07/08-12/12	--, 350 A2.000

Engine	Information	S10	T10	T20 - T23	T22 - T25
All engines	COL:black, switch press. 0.30-0.60 bar, thread M14X1.5, without cable	7.0096			
All engines			7.6196	7.1161 T20	
Eng. --	-start-stop function				7.1170 T22
Eng. 350 A2.000	-start-stop function				7.1170 T25

S10 OIL PRESSURE WARNING LIGHT SWITCH	T10 REVERSING LIGHT SWITCH	T20 BRAKE LIGHT SWITCH
T22 SWITCH CLUTCH CONTROL (CRUISE CONTROL)	T23 SWITCH BRAKE ACTUATION (ENGINE TIMING)	T25 SWITCH CLUTCH CONTROL (ENGINE CONTROL)

FUNCTIONS ON THE VEHICLE

Vehicle	alim.	kW	Date	Engine	 S10	 T10	 T20 - T23	 T22 - T25
---------	-------	----	------	--------	---	---	--	---

				ENGINE
1.9 D Multijet	Diesel	74	10/04-09/12	188 B2.000

Engine	Information	S10	T10	T20 - T23	T22 - T25
All engines	COL:black, switch press. 0.30-0.60 bar, thread M14X1.5, without cable	7.0096			
All engines			7.6073	7.1161 T20	
All engines	-start-stop function				7.1170 T25

				ENGINE
2.0	Petrol	100	09/02-11/10	RFN, RFN (EW10J4)

Engine	Information	S10	T10	T20 - T23	T22 - T25
Eng. RFN (EW10J4)		7.0130			
All engines			7.6218		7.1192 T22
All engines	COL:white, pole nr. 2			7.1091 T20	
Eng. RFN (EW10J4)	COL:red, pole nr. 2			7.1184 T20	
Eng. RFN				7.1184 T23	
Eng. RFN (EW10J4)	pole nr. 4			7.1213 T20	

				ENGINE
2.0 D Multijet	Diesel	100	07/06-11/10	RHR, RHR (DW10BTED4)

Engine	Information	S10	T10	T20 - T23	T22 - T25
Eng. RHR (DW10BTED4)		7.0130			
All engines			7.6217		7.1192 T22
Eng. RHR (DW10BTED4)	COL:white, pole nr. 2			7.1091 T20	
Eng. RHR (DW10BTED4)	COL:red, pole nr. 2			7.1184 T20	
Eng. RHR				7.1184 T23	
All engines	pole nr. 4			7.1213 T20	

				ENGINE
2.0 JTD	Diesel	79	07/03-11/10	RHM, RHM (DW10ATED4)

Engine	Information	S10	T10	T20 - T23	T22 - T25
Eng. RHM (DW10ATED4)		7.0130			
Eng. RHM			7.6217	7.1184 T23	7.1192 T22
All engines	-> 01/06/06, COL:white, pole nr. 2			7.1091 T20	
Eng. RHM (DW10ATED4)	COL:red, pole nr. 2			7.1184 T20	
All engines	01/07/06 ->, pole nr. 4			7.1213 T20	

				ENGINE
2.0 JTD	Diesel	80	09/02-11/10	RHW, RHW (DW10ATED4)

Engine	Information	S10	T10	T20 - T23	T22 - T25
Eng. RHW (DW10ATED4)		7.0130			
All engines			7.6217		7.1192 T22
All engines	-> 01/06/06, COL:white, pole nr. 2			7.1091 T20	
Eng. RHW (DW10ATED4)	COL:red, pole nr. 2			7.1184 T20	
Eng. RHW				7.1184 T23	
All engines	01/07/06 ->, pole nr. 4			7.1213 T20	

				ENGINE
2.0 JTD	Diesel	88	06/06-11/10	RHK, RHK (DW10UTED4)


Engine	Information	S10	T10	T20 - T23	T22 - T25
Eng. RHK (DW10UTED4)		7.0130			
All engines			7.6217		7.1192 T22
All engines	-> 01/06/06, COL:white, pole nr. 2			7.1091 T20	
Eng. RHK (DW10UTED4)	COL:red, pole nr. 2			7.1184 T20	
Eng. RHK				7.1184 T23	
All engines	01/07/06 ->, pole nr. 4			7.1213 T20	

				ENGINE
2.2 D Multijet	Diesel	125	03/08-11/10	4HS, 4HT

Engine	Information	S10	T10	T20 - T23	T22 - T25
All engines		7.0130			
Eng. 4HS			7.6217		7.1192 T22
Eng. 4HS	COL:white, pole nr. 2			7.1091 T20	
Eng. 4HS	COL:red, pole nr. 2			7.1184 T20	
Eng. 4HT				7.1184 T23	
All engines	pole nr. 4			7.1213 T20	

S10 OIL PRESSURE WARNING LIGHT SWITCH	T10 REVERSING LIGHT SWITCH	T20 BRAKE LIGHT SWITCH
T22 SWITCH CLUTCH CONTROL (CRUISE CONTROL)	T23 SWITCH BRAKE ACTUATION (ENGINE TIMING)	T25 SWITCH CLUTCH CONTROL (ENGINE CONTROL)

FUNCTIONS ON THE VEHICLE

Vehicle	alim.	kW	Date	Engine	 S10	 T10	 T20 - T23	 T22 - T25
---------	-------	----	------	--------	---	---	--	---

				ENGINE
2.2 JTD	Diesel	120	04/06-11/10	4HP, 4HR

Engine	Information	S10	T10	T20 - T23	T22 - T25
All engines		7.0130	7.6217	7.1184 T23	7.1192 T22
All engines	-> 01/06/06			7.1091 T20	
All engines	01/07/06 ->			7.1213 T20	

				ENGINE
2.2 JTD	Diesel	125	03/08->	4H01

Engine	Information	S10	T10	T20 - T23	T22 - T25
All engines		7.0130	7.6217		7.1192 T22
All engines	COL:white, pole nr. 2			7.1091 T20	
All engines	COL:red, pole nr. 2			7.1184 T20	
All engines	pole nr. 4			7.1213 T20	

				ENGINE
2.2 JTD	Diesel	94	09/02-11/10	4HW, 4HW (DW12ATED4)

Engine	Information	S10	T10	T20 - T23	T22 - T25
Eng. 4HW (DW12ATED4)		7.0130			
All engines			7.6217		7.1192 T22
All engines	COL:white, pole nr. 2			7.1091 T20	
Eng. 4HW (DW12ATED4)	COL:red, pole nr. 2			7.1184 T20	
Eng. 4HW				7.1184 T23	
Eng. 4HW (DW12ATED4)	pole nr. 4			7.1213 T20	

				ENGINE
3.0 V6	Petrol	150	09/02->	ES9 J4S, XFW

Engine	Information	S10	T10	T20 - T23	T22 - T25
All engines		7.0130			
All engines	COL:white, pole nr. 2			7.1091 T20	
All engines	COL:red, pole nr. 2			7.1184 T20	
Eng. XFW				7.1184 T23	
All engines	pole nr. 4			7.1213 T20	

PRISMA

				ENGINE
1.3	Petrol	58	01/83-12/89	831 A2.000

Engine	Information	S10	T10	T20 - T23	T22 - T25
All engines		7.0000		7.1066 T20	
All engines	-> 01/10/88		7.6002		
All engines	01/10/88 ->		7.6067		
All engines	+check control system			7.1067 T20	

				ENGINE
1.5	Petrol	59	08/86-02/92	831 B1.000

Engine	Information	S10	T10	T20 - T23	T22 - T25
All engines		7.0000		7.1066 T20	
All engines	-> 01/10/88		7.6002		
All engines	01/10/88 ->		7.6067		
All engines	+check control system			7.1067 T20	

				ENGINE
1.5	Petrol	63	01/83-04/86	831 A1.000

Engine	Information	S10	T10	T20 - T23	T22 - T25
All engines		7.0000	7.6002	7.1000 T20	

				ENGINE
1.6	Petrol	71	08/87-08/88	831 B6.000

Engine	Information	S10	T10	T20 - T23	T22 - T25
All engines		7.0000		7.1066 T20	
All engines	-> ch. 3334213		7.6038		
All engines	ch. 3334214 ->		7.6067		
All engines	+check control system			7.1067 T20	

				ENGINE
1.6	Petrol	73	08/86-02/92	831 B6.000

Engine	Information	S10	T10	T20 - T23	T22 - T25
All engines		7.0000		7.1066 T20	
All engines	-> ch. 3334213		7.6038		
All engines	ch. 3334214 ->		7.6067		

S10	OIL PRESSURE WARNING LIGHT SWITCH	T10	REVERSING LIGHT SWITCH	T20	BRAKE LIGHT SWITCH
T22	SWITCH CLUTCH CONTROL (CRUISE CONTROL)	T23	SWITCH BRAKE ACTUATION (ENGINE TIMING)	T25	SWITCH CLUTCH CONTROL (ENGINE CONTROL)

FUNCTIONS ON THE VEHICLE

Vehicle	alim.	kW	Date	Engine	 S10	 T10	 T20 - T23	 T22 - T25
---------	-------	----	------	--------	---	---	--	---

ENGINE				
1.6	Petrol	73	08/86-02/92	831 B6.000

Engine	Information	S10	T10	T20 - T23	T22 - T25
All engines	+check control system			7.1067 T20	

ENGINE				
1.6 i.e.	Petrol	80	05/86-12/89	831 B7.000

Engine	Information	S10	T10	T20 - T23	T22 - T25
All engines		7.0000		7.1066 T20	
All engines	with oil pressure gauge	7.0003			
All engines	->ch. 3334213		7.6038		
All engines	ch. 3334214 ->		7.6067		
All engines	+check control system			7.1067 T20	

ENGINE				
1.9 Diesel	Diesel	48	01/83-02/92	831 D.000

Engine	Information	S10	T10	T20 - T23	T22 - T25
All engines		7.0000		7.1066 T20	
All engines	->ch. 3335249		7.6038		
All engines	ch. 3335250 ->		7.6067		
All engines	+check control system			7.1067 T20	

ENGINE				
1.9 Turbo Diesel	Diesel	59	05/85-12/89	831 D1.000

Engine	Information	S10	T10	T20 - T23	T22 - T25
All engines		7.0000		7.1066 T20	
All engines	->ch. 3335249		7.6038		
All engines	ch. 3335250 ->		7.6067		
All engines	+check control system			7.1067 T20	

ENGINE				
2.0 i.e. Trazione integrale	Petrol	85	04/86-12/89	831 B4.000

Engine	Information	S10	T10	T20 - T23	T22 - T25
All engines		7.0000	7.6066	7.1066 T20	
All engines	+check control system			7.1067 T20	

THEMA

ENGINE				
2000 16V	Petrol	112	05/92-07/94	834 F1.000

Engine	Information	S10	T10	T20 - T23	T22 - T25
All engines		7.0096	7.6143	7.1077 T20	

ENGINE				
2000 16V Turbo	Petrol	133	12/88-06/90	834 C1.000

Engine	Information	S10	T10	T20 - T23	T22 - T25
All engines	->eng. 1242363, VET. 0253230 ->	7.0000			
All engines	->VET. 0253230	7.0003			
All engines	eng.type 1242363 ->	7.0096			
All engines	-> 01/10/91		7.6066		
All engines				7.1077 T20	

ENGINE				
2000 16V Turbo	Petrol	148	10/92-07/94	834 F2.000

Engine	Information	S10	T10	T20 - T23	T22 - T25
All engines		7.0096	7.6143	7.1077 T20	

ENGINE				
2000 i.e.	Petrol	86	09/88-05/92	834 B1.000



Engine	Information	S10	T10	T20 - T23	T22 - T25
All engines	->eng. 1242363	7.0000			
All engines	eng.type 1242363 ->	7.0096			
All engines	-> 01/10/91, ext.thread M 12 x 1 mm		7.6066		
All engines				7.1077 T20	

ENGINE				
2000 i.e.	Petrol	85	09/87-05/92	834 B.146

Engine	Information	S10	T10	T20 - T23	T22 - T25
All engines	->eng. 1242363	7.0000			
All engines	eng.type 1242363 ->	7.0096			
All engines	-> 01/10/91, ext.thread M 12 x 1 mm		7.6066		

S10 OIL PRESSURE WARNING LIGHT SWITCH	T10 REVERSING LIGHT SWITCH	T20 BRAKE LIGHT SWITCH
T22 SWITCH CLUTCH CONTROL (CRUISE CONTROL)	T23 SWITCH BRAKE ACTUATION (ENGINE TIMING)	T25 SWITCH CLUTCH CONTROL (ENGINE CONTROL)

FUNCTIONS ON THE VEHICLE

Vehicle	alim.	kW	Date	Engine	 S10	 T10	 T20 - T23	 T22 - T25
---------	-------	----	------	--------	---	---	--	---

ENGINE				
2000 i.e.	Petrol	85	09/87-05/92	834 B.146

Engine	Information	S10	T10	T20 - T23	T22 - T25
All engines				7.1077 T20	

ENGINE				
2000 i.e. 16V	Petrol	104	02/89-05/92	834 B2.246

Engine	Information	S10	T10	T20 - T23	T22 - T25
All engines	->eng. 1242363, VET. 0253230 ->	7.0000			
All engines	->VET. 0253230	7.0003			
All engines	eng.type 1242363 ->	7.0096			
All engines	-> 01/10/91		7.6066		
All engines				7.1077 T20	

ENGINE				
2000 i.e. 16V	Petrol	108	05/88-08/92	834 B2.000

Engine	Information	S10	T10	T20 - T23	T22 - T25
All engines	->eng. 1242363, VET. 0253230 ->	7.0000			
All engines	->VET. 0253230	7.0003			
All engines	eng.type 1242363 ->	7.0096			
All engines	-> 01/10/91		7.6066		
All engines				7.1077 T20	

ENGINE				
2000 i.e. 16V Turbo	Petrol	130	04/89-03/93	834 C1.246

Engine	Information	S10	T10	T20 - T23	T22 - T25
All engines	->eng. 1242363, VET. 0253230 ->	7.0000			
All engines	->VET. 0253230	7.0003			
All engines	eng.type 1242363 ->	7.0096			
All engines	-> 01/10/91		7.6066		
All engines				7.1077 T20	

ENGINE				
2000 i.e. 16V Turbo	Petrol	133	12/88-06/90	834 C1.000

Engine	Information	S10	T10	T20 - T23	T22 - T25
All engines	->eng. 1242363, VET. 0253230 ->	7.0000			
All engines	->VET. 0253230	7.0003			
All engines	eng.type 1242363 ->	7.0096			
All engines	-> 01/10/91		7.6066		
All engines				7.1077 T20	

ENGINE				
2000 i.e. Turbo	Petrol	110	07/86-05/90	834 C.146

Engine	Information	S10	T10	T20 - T23	T22 - T25
All engines		7.0003		7.1077 T20	
All engines	eng.type 1242363 ->	7.0096			
All engines	-> 01/10/91		7.6066		

ENGINE				
2000 Turbo	Petrol	110	12/88-03/92	834 C.146

Engine	Information	S10	T10	T20 - T23	T22 - T25
All engines		7.0003		7.1077 T20	
All engines	eng.type 1242363 ->	7.0096			
All engines	-> 01/10/91		7.6066		

ENGINE				
2000 Turbo 16V	Petrol	148	11/92-07/94	834 F2.000





Engine	Information	S10	T10	T20 - T23	T22 - T25
All engines		7.0096	7.6143	7.1077 T20	

ENGINE				
2500 Turbo DS	Diesel	77	05/88-07/92	8144. 975

Engine	Information	S10	T10	T20 - T23	T22 - T25
All engines	->eng. 1358981	7.0000			
All engines	eng.type 1358981 ->	7.0096			
All engines	-> 01/10/91		7.6066		
All engines				7.1077 T20	

S10 OIL PRESSURE WARNING LIGHT SWITCH	T10 REVERSING LIGHT SWITCH	T20 BRAKE LIGHT SWITCH
T22 SWITCH CLUTCH CONTROL (CRUISE CONTROL)	T23 SWITCH BRAKE ACTUATION (ENGINE TIMING)	T25 SWITCH CLUTCH CONTROL (ENGINE CONTROL)

FUNCTIONS ON THE VEHICLE

Vehicle	alim.	kW	Date	Engine	 S10	 T10	 T20 - T23	 T22 - T25
---------	-------	----	------	--------	---	---	--	---

ENGINE				
2500 Turbo DS	Diesel	85	06/88-07/94	8144.97, 8144.97 Y

Engine	Information	S10	T10	T20 - T23	T22 - T25
Eng. 8144.97	->eng. 1358981	7.0000			
All engines	eng.type 1358981 ->	7.0096			
Eng. 8144.97	-> 01/10/91		7.6066		
Eng. 8144.97 Y			7.6143		
All engines	"834FE"			7.1077 T20	
Eng. 8144.97 Y	"834LE"			7.1108 T20	7.1108 T22
Eng. 8144.97 Y	+cruise control				7.1146 T22

ENGINE				
2850 V6 i.e.	Petrol	108	06/88-05/92	834 E.146

Engine	Information	S10	T10	T20 - T23	T22 - T25
All engines	-> 01/10/91		7.6066		
All engines				7.1077 T20	

ENGINE				
2850 V6 i.e.	Petrol	110	11/84-09/88	834 E.000

Engine	Information	S10	T10	T20 - T23	T22 - T25
All engines			7.6066	7.1077 T20	

ENGINE				
3000 V6	Petrol	126	08/92-07/94	834 F.000

Engine	Information	S10	T10	T20 - T23	T22 - T25
All engines		7.0096	7.6143	7.1077 T20	

ENGINE				
8.32	Petrol	151	10/87-05/92	F 105 L.046

Engine	Information	S10	T10	T20 - T23	T22 - T25
All engines	-> 01/10/91		7.6066		
All engines				7.1077 T20	

ENGINE				
8.32	Petrol	158	09/87-05/89	F 105 L

Engine	Information	S10	T10	T20 - T23	T22 - T25
All engines	-> 01/10/91		7.6066		
All engines				7.1067, 7.1077 T20	

THEMA 2011

ENGINE				
3.0 D	Diesel	140	09/11-10/14	EXF

Engine	Information	S10	T10	T20 - T23	T22 - T25
All engines		7.0141			

ENGINE				
3.0 D	Diesel	176	09/11-10/14	EXF

Engine	Information	S10	T10	T20 - T23	T22 - T25
All engines		7.0141			

THESIS

ENGINE				
2.0 Turbo	Petrol	136	07/02-07/09	841 E.000




Engine	Information	S10	T10	T20 - T23	T22 - T25
All engines	COL:black, switch press. 0.30-0.60 bar, thread M14X1.5, without cable	7.0096			
All engines			7.6196	7.1161 T20	
All engines	-keyless Entry/Go system				7.1170 T22
All engines	+keyless Entry/Go system				7.1196 T22

ENGINE				
2.4	Petrol	125	07/02-07/09	841 D.000

Engine	Information	S10	T10	T20 - T23	T22 - T25
All engines	COL:black, switch press. 0.30-0.60 bar, thread M14X1.5, without cable	7.0096			
All engines			7.6196	7.1161 T20	
All engines	-keyless Entry/Go system				7.1170 T22
All engines	+keyless Entry/Go system				7.1196 T22

S10 OIL PRESSURE WARNING LIGHT SWITCH	T10 REVERSING LIGHT SWITCH	T20 BRAKE LIGHT SWITCH
T22 SWITCH CLUTCH CONTROL (CRUISE CONTROL)	T23 SWITCH BRAKE ACTUATION (ENGINE TIMING)	T25 SWITCH CLUTCH CONTROL (ENGINE CONTROL)

FUNCTIONS ON THE VEHICLE

Vehicle	alim.	kW	Date	Engine	 S10	 T10	 T20 - T23	 T22 - T25
---------	-------	----	------	--------	---	---	--	---

				ENGINE
2.4 D Multijet	Diesel	136	04/06-07/09	841 P.000

Engine	Information	S10	T10	T20 - T23	T22 - T25
All engines	COL:black, switch press. 0.30-0.60 bar, thread M14X1.5, without cable	7.0096			
All engines				7.1161 T20	

				ENGINE
2.4 JTD	Diesel	110	07/02-07/09	841 C.000

Engine	Information	S10	T10	T20 - T23	T22 - T25
All engines	COL:black, switch press. 0.30-0.60 bar, thread M14X1.5, without cable	7.0096			
All engines			7.6196	7.1161 T20	
All engines	-keyless Entry/Go system				7.1170 T22
All engines	+keyless Entry/Go system				7.1196 T22

				ENGINE
2.4 JTD	Diesel	120	09/03-07/09	841 M.000, 841 N.000

Engine	Information	S10	T10	T20 - T23	T22 - T25
All engines	COL:black, switch press. 0.30-0.60 bar, thread M14X1.5, without cable	7.0096			
All engines			7.6073	7.1161 T20	
All engines	-keyless Entry/Go system				7.1170 T22
All engines	+keyless Entry/Go system				7.1196 T22

				ENGINE
2.4 JTD	Diesel	129	05/03->	841 G.000, 841 H.000

Engine	Information	S10	T10	T20 - T23	T22 - T25
All engines	COL:black, switch press. 0.30-0.60 bar, thread M14X1.5, without cable	7.0096			
All engines			7.6073	7.1161 T20	
All engines	-keyless Entry/Go system, pole nr. 2				7.1170 T22
All engines	+keyless Entry/Go system, pole nr. 4				7.1196 T22

				ENGINE
3.0 V6	Petrol	158	07/02-07/09	841 A.000

Engine	Information	S10	T10	T20 - T23	T22 - T25
All engines	switch press. 0.3 bar, thread M14X1.5	7.0096			
All engines				7.1161 T20	

				ENGINE
3.2 V6	Petrol	169	05/03-07/09	841 L.000

Engine	Information	S10	T10	T20 - T23	T22 - T25
All engines	switch press. 0.3 bar, thread M14X1.5	7.0096			
All engines				7.1161 T20	

				ENGINE
1.1 -/IE	Petrol	40	09/95-07/00	176 B2.000

Engine	Information	S10	T10	T20 - T23	T22 - T25
All engines	COL:black, switch press. 0.30-0.60 bar, thread M14X1.5, without cable	7.0096			
All engines	spanner size 22, thread M18x1.5		7.6142		
All engines	-> 01/05/96, ->VET. 3048410, spanner size 14			7.1107 T20	
All engines	01/06/96 ->, spanner size 14, VET. 3048411 ->			7.1108 T20	
All engines					7.1108 T25

				ENGINE
1.2	Petrol	44	03/96-09/03	188 A4.000, 840 A3.000

Engine	Information	S10	T10	T20 - T23	T22 - T25
All engines	COL:black, switch press. 0.30-0.60 bar, thread M14X1.5, without cable	7.0096			
All engines	spanner size 22, thread M18x1.5		7.6142		
All engines	-> 01/05/96, ->VET. 3048410, spanner size 14			7.1107 T20	
All engines	01/06/96 ->, spanner size 14, VET. 3048411 ->			7.1108 T20	
All engines					7.1108 T25

				ENGINE
1.2	Petrol	63	04/97-09/03	176 B9.000

Engine	Information	S10	T10	T20 - T23	T22 - T25
All engines	+air conditioning, -air conditioning, COL:black, switch press. 0.30-0.60 bar, thread M14X1.5, without cable	7.0096			
All engines	spanner size 22, thread M18x1.5		7.6142		
All engines	spanner size 14			7.1108 T20	
All engines					7.1108 T25

S10	OIL PRESSURE WARNING LIGHT SWITCH	T10	REVERSING LIGHT SWITCH	T20	BRAKE LIGHT SWITCH
T22	SWITCH CLUTCH CONTROL (CRUISE CONTROL)	T23	SWITCH BRAKE ACTUATION (ENGINE TIMING)	T25	SWITCH CLUTCH CONTROL (ENGINE CONTROL)

FUNCTIONS ON THE VEHICLE

Vehicle	alim.	kW	Date	Engine	 S10	 T10	 T20 - T23	 T22 - T25
---------	-------	----	------	--------	---	---	--	---

ENGINE				
1.2 16V	Petrol	59	10/00-09/03	188 A5.000

Engine	Information	S10	T10	T20 - T23	T22 - T25
All engines	+air conditioning, -air conditioning, COL:black, switch press. 0.30-0.60 bar, thread M14X1.5, without cable	7.0096			
All engines	spanner size 22, thread M18x1.5		7.6142		
All engines	spanner size 14			7.1108	T20
All engines					7.1108 T25

ENGINE				
1.4 12V	Petrol	55	03/96-09/03	840 A4.000

Engine	Information	S10	T10	T20 - T23	T22 - T25
All engines	COL:black, switch press. 0.30-0.60 bar, thread M14X1.5, without cable	7.0096			
All engines	spanner size 22, thread M18x1.5		7.6142		
All engines	-> 01/05/96, -> VET. 3048410, spanner size 14			7.1107	T20
All engines	01/06/96 ->, spanner size 14, VET. 3048411 ->			7.1108	T20

ENGINE				
1.4 12V	Petrol	59	10/96-09/03	840 A2.000

Engine	Information	S10	T10	T20 - T23	T22 - T25
All engines	COL:black, switch press. 0.30-0.60 bar, thread M14X1.5, without cable	7.0096			
All engines	spanner size 22, thread M18x1.5		7.6142		
All engines	spanner size 14			7.1108	T20
All engines					7.1108 T25

Y10

ENGINE				
1.0 Fire	Petrol	32	06/85-06/91	156 A2.100

Engine	Information	S10	T10	T20 - T23	T22 - T25
All engines	->eng. 3683628	7.0000			
All engines	+check control system, ->VET. 0103987, 0126165	7.0003			
All engines	eng.type 3683628 ->	7.0096			
All engines			7.6038	7.1076	T20

ENGINE				
1.0 Fire Catalytic-Conv	Petrol	33	10/87-02/92	156 A2.246

Engine	Information	S10	T10	T20 - T23	T22 - T25
All engines	->eng. 3683628	7.0000			
All engines	+check control system, ->VET. 0103987, 0126165	7.0003			
All engines	eng.type 3683628 ->	7.0096			
All engines			7.6038	7.1076	T20

ENGINE				
1.0 Fire Trazione integrale	Petrol	32	12/86-02/89	156 A2.100

Engine	Information	S10	T10	T20 - T23	T22 - T25
All engines	->eng. 3683628	7.0000			
All engines	+check control system, ->VET. 0103987, 0126165	7.0003			
All engines	eng.type 3683628 ->	7.0096			
All engines			7.6038	7.1076	T20

ENGINE				
1.0 Fire Trazione integrale	Petrol	33	12/87-02/92	156 A2.246

Engine	Information	S10	T10	T20 - T23	T22 - T25
All engines	->eng. 3683628	7.0000			
All engines	+check control system, ->VET. 0103987, 0126165	7.0003			
All engines	eng.type 3683628 ->	7.0096			
All engines			7.6038	7.1076	T20

ENGINE				
1.0 Fire Trazione integrale	Petrol	37	12/87-02/90	156 A2.000

Engine	Information	S10	T10	T20 - T23	T22 - T25
All engines	->eng. 3683628	7.0000			
All engines	+check control system, ->VET. 0103987, 0126165	7.0003			
All engines	eng.type 3683628 ->	7.0096			
All engines			7.6038	7.1076	T20

S10 OIL PRESSURE WARNING LIGHT SWITCH	T10 REVERSING LIGHT SWITCH	T20 BRAKE LIGHT SWITCH
T22 SWITCH CLUTCH CONTROL (CRUISE CONTROL)	T23 SWITCH BRAKE ACTUATION (ENGINE TIMING)	T25 SWITCH CLUTCH CONTROL (ENGINE CONTROL)

FUNCTIONS ON THE VEHICLE

Vehicle	alim.	kW	Date	Engine				
					S10	T10	T20 - T23	T22 - T25

ENGINE				
1.1 Fire	Petrol	40	01/95-12/95	176 B2.000

Engine	Information	S10	T10	T20 - T23	T22 - T25
All engines		7.0096	7.6142	7.1076 T20	

ENGINE				
1.1 Fire Trazione integrale	Petrol	40	01/95-12/95	176 B2.000

Engine	Information	S10	T10	T20 - T23	T22 - T25
All engines		7.0096	7.6142	7.1076 T20	

ENGINE				
1.1 i.e Fire	Petrol	42	08/89-06/92	156 C.000

Engine	Information	S10	T10	T20 - T23	T22 - T25
All engines	->eng. 3683628	7.0000			
All engines	+check control system, ->VET. 0103987, 0126165	7.0003			
All engines	eng.type 3683628 ->	7.0096			
All engines			7.6038	7.1076 T20	

ENGINE				
1.1 i.e Fire Trazione integrale	Petrol	42	08/89-06/92	156 C.000

Engine	Information	S10	T10	T20 - T23	T22 - T25
All engines	->eng. 3683628	7.0000			
All engines	+check control system, ->VET. 0103987, 0126165	7.0003			
All engines	eng.type 3683628 ->	7.0096			
All engines			7.6038	7.1076 T20	

ENGINE				
1.1 i.e. Fire	Petrol	37	07/89-09/95	156 C.046

Engine	Information	S10	T10	T20 - T23	T22 - T25
All engines	->eng. 3683628	7.0000			
All engines	+check control system, ->VET. 0103987, 0126165	7.0003			
All engines	eng.type 3683628 ->	7.0096			
All engines			7.6038	7.1076 T20	

ENGINE				
1.1 i.e. Fire Trazione integrale	Petrol	37	09/92-12/95	156 C.046

Engine	Information	S10	T10	T20 - T23	T22 - T25
All engines		7.0096	7.6038	7.1076 T20	

ENGINE				
1.3 i.e.	Petrol	53	02/89-12/95	146 A 5.046, 156 B.000

Engine	Information	S10	T10	T20 - T23	T22 - T25
All engines	-> 31/12/92	7.0003	7.6038		
Eng. 146 A 5.046	01/01/93 ->	7.0096	7.6142		
All engines				7.1076 T20	

ENGINE				
1.3 i.e.	Petrol	56	11/87-05/93	156 B.000

Engine	Information	S10	T10	T20 - T23	T22 - T25
All engines		7.0003	7.6038	7.1076 T20	

YPSILON I

ENGINE				
1.2	Petrol	44	10/03-12/11	188 A4.000

Engine	Information	S10	T10	T20 - T23	T22 - T25
All engines	COL:black, switch press. 0.30-0.60 bar, thread M14X1.5, without cable	7.0096			
All engines	spanner size 22, thread M18x1.5		7.6142		
All engines	-> 01/09/11, euro 5			7.1161 T20	
All engines	COL:white, euro 4 (D4)			7.1179 T20	
All engines	01/10/11 ->, COL:blue, euro 5			7.1247 T20	
All engines	-> 01/09/11				7.1170 T25

ENGINE				
1.2	Petrol	51	08/10-12/11	169 A4.000

Engine	Information	S10	T10	T20 - T23	T22 - T25
All engines	COL:black, switch press. 0.30-0.60 bar, thread M14X1.5, without cable	7.0096			
All engines	spanner size 22, thread M18x1.5		7.6142		
All engines	-> 01/09/11, euro 5			7.1161 T20	

S10 OIL PRESSURE WARNING LIGHT SWITCH	T10 REVERSING LIGHT SWITCH	T20 BRAKE LIGHT SWITCH
T22 SWITCH CLUTCH CONTROL (CRUISE CONTROL)	T23 SWITCH BRAKE ACTUATION (ENGINE TIMING)	T25 SWITCH CLUTCH CONTROL (ENGINE CONTROL)

FUNCTIONS ON THE VEHICLE

Vehicle	alim.	kW	Date	Engine	 S10	 T10	 T20 - T23	 T22 - T25
---------	-------	----	------	--------	---	---	--	---

ENGINE				
1.2	Petrol	51	08/10-12/11	169 A4.000

Engine	Information	S10	T10	T20 - T23	T22 - T25
All engines	COL:white, euro 4 (D4)			7.1179 T20	
All engines	01/10/11 ->, COL:blue, euro 5			7.1247 T20	
All engines	-> 01/09/11				7.1170 T25

ENGINE				
1.2	Petrol	59	10/03-12/11	188 A5.000

Engine	Information	S10	T10	T20 - T23	T22 - T25
All engines	COL:black, switch press. 0.30-0.60 bar, thread M14X1.5, without cable	7.0096			
All engines	spanner size 22, thread M18x1.5		7.6142		
All engines				7.1161 T20	7.1170 T25

ENGINE				
1.3 D Multijet	Diesel	55	09/06-12/11	199 A2.000

Engine	Information	S10	T10	T20 - T23	T22 - T25
All engines	-> 01/09/11, COL:black, switch press. 0.30-0.60 bar, thread M14X1.5, without cable	7.0096			
All engines	01/10/11 ->, switch press. 0.2 bar, thread M10X1.0, UFI	7.0163			
All engines	spanner size 22, thread M14x1.5		7.6067		
All engines	-> 01/09/11			7.1161 T20	7.1170 T25
All engines	01/10/11 ->, COL:blue			7.1247 T20	

ENGINE				
1.3 D Multijet	Diesel	66	09/06-12/11	199 A3.000

Engine	Information	S10	T10	T20 - T23	T22 - T25
All engines	COL:black, switch press. 0.30-0.60 bar, thread M14X1.5, without cable	7.0096			
All engines	spanner size 22, thread M14x1.5		7.6067		
All engines				7.1161 T20	7.1170 T25

ENGINE				
1.3 D Multijet	Diesel	77	05/07-12/11	199 A3.000

Engine	Information	S10	T10	T20 - T23	T22 - T25
All engines	COL:black, switch press. 0.30-0.60 bar, thread M14X1.5, without cable	7.0096			
All engines	spanner size 22, thread M14x1.5		7.6067		
All engines				7.1161 T20	7.1170 T25

ENGINE				
1.3 JTD	Diesel	51	10/03-12/11	188 A9.000

Engine	Information	S10	T10	T20 - T23	T22 - T25
All engines	COL:black, switch press. 0.30-0.60 bar, thread M14X1.5, without cable	7.0096			
All engines				7.1161 T20	

ENGINE				
1.4	Petrol	57	02/06-12/11	350 A1.000

Engine	Information	S10	T10	T20 - T23	T22 - T25
All engines	COL:black, switch press. 0.30-0.60 bar, thread M14X1.5, without cable	7.0096			
All engines	spanner size 22, thread M18x1.5		7.6142		
All engines				7.1161 T20	7.1170 T25





ENGINE				
1.4 16V	Petrol	70	10/03-12/11	843 A 1.000

Engine	Information	S10	T10	T20 - T23	T22 - T25
All engines	COL:black, switch press. 0.30-0.60 bar, thread M14X1.5, without cable	7.0096			
All engines	spanner size 22, thread M18x1.5		7.6142		
All engines				7.1161 T20	7.1170 T25

ENGINE				
1.4 LPG	Petrol/ Petro- leum Gas (LPG)	57	11/10-12/11	350 A1.000

Engine	Information	S10	T10	T20 - T23	T22 - T25
All engines	COL:black, switch press. 0.30-0.60 bar, thread M14X1.5, without cable	7.0096			
All engines	spanner size 22, thread M18x1.5		7.6142		
All engines				7.1161 T20	7.1170 T25

S10 OIL PRESSURE WARNING LIGHT SWITCH	T10 REVERSING LIGHT SWITCH	T20 BRAKE LIGHT SWITCH
T22 SWITCH CLUTCH CONTROL (CRUISE CONTROL)	T23 SWITCH BRAKE ACTUATION (ENGINE TIMING)	T25 SWITCH CLUTCH CONTROL (ENGINE CONTROL)

					FUNCTIONS ON THE VEHICLE			
Vehicle	alim.	kW	Date	Engine				
					S10	T10	T20 - T23	T22 - T25

YPSILON II

					ENGINE
0.9 CNG	Petrol/ Natural Gas (CNG)	59	01/14->		312A5000CNG

Engine	Information	S10	T10	T20 - T23	T22 - T25
All engines	COL:black, switch press. 0.30-0.60 bar, thread M14X1.5, without cable	7.0096			
All engines	spanner size 22, thread M18x1.5		7.6142		
All engines	COL:blue			7.1247 T20	

					ENGINE
0.9 CNG	Petrol/ Natural Gas (CNG)	63	05/11->		312 A2.000, 312A2000C-NG

Engine	Information	S10	T10	T20 - T23	T22 - T25
All engines	COL:black, not for euro 6, switch press. 0.30-0.60 bar, thread M14X1.5, without cable	7.0096			
All engines	spanner size 22, thread M18x1.5		7.6142		
Eng. 312 A2.000				7.1247 T20	

					ENGINE
0.9 TwinAir	Petrol	59	12/13->		312 A2.000, 312 A5.000

Engine	Information	S10	T10	T20 - T23	T22 - T25
All engines	COL:black, switch press. 0.30-0.60 bar, thread M14X1.5, without cable	7.0096			
All engines			7.6142		
All engines	COL:blue			7.1247 T20	

					ENGINE
0.9 TwinAir	Petrol	63	05/11->		312 A2.000

Engine	Information	S10	T10	T20 - T23	T22 - T25
All engines	COL:black, switch press. 0.30-0.60 bar, thread M14X1.5, without cable	7.0096			
All engines	spanner size 22, thread M18x1.5		7.6142		
All engines	COL:blue			7.1247 T20	

					ENGINE
1.2	Petrol	51	05/11->		169 A4.000

Engine	Information	S10	T10	T20 - T23	T22 - T25
All engines	COL:black, switch press. 0.30-0.60 bar, thread M14X1.5, without cable	7.0096			
All engines	spanner size 22, thread M18x1.5		7.6142		
All engines	COL:blue			7.1247 T20	

					ENGINE
1.2 Bi-fuel	Petrol/ Petro- leum Gas (LPG)	49	05/11->		169 A4.000

Engine	Information	S10	T10	T20 - T23	T22 - T25
All engines	COL:black, switch press. 0.30-0.60 bar, thread M14X1.5, without cable	7.0096			
All engines	spanner size 22, thread M18x1.5		7.6142		
All engines	COL:blue			7.1247 T20	

					ENGINE
1.2 Bi-fuel	Petrol/ Petro- leum Gas (LPG)	51	05/11->		169 A4.000



Engine	Information	S10	T10	T20 - T23	T22 - T25
All engines	COL:black, switch press. 0.30-0.60 bar, thread M14X1.5, without cable	7.0096			
All engines	spanner size 22, thread M18x1.5		7.6142		
All engines	COL:blue			7.1247 T20	

					ENGINE
1.3 D Multijet	Diesel	57	06/16->		312 B5.000

Engine	Information	S10	T10	T20 - T23	T22 - T25
All engines	COL:black	7.0096			
All engines	COL:blue	7.0163			
All engines			7.6067	7.1247 T20	

S10	OIL PRESSURE WARNING LIGHT SWITCH	T10	REVERSING LIGHT SWITCH	T20	BRAKE LIGHT SWITCH
T22	SWITCH CLUTCH CONTROL (CRUISE CONTROL)	T23	SWITCH BRAKE ACTUATION (ENGINE TIMING)	T25	SWITCH CLUTCH CONTROL (ENGINE CONTROL)

FUNCTIONS ON THE VEHICLE

Vehicle	alim.	kW	Date	Engine	 S10	 T10	 T20 - T23	 T22 - T25
---------	-------	----	------	--------	---	---	--	---

				ENGINE
1.3 D Multijet	Diesel	70	05/11->	199 B1.000, 312 B1.000

Engine	Information	S10	T10	T20 - T23	T22 - T25
All engines	COL:black, switch press. 0.30-0.60 bar, thread M14x1.5, without cable	7.0096			
All engines	COL:blue, switch press. 0.2 bar, thread M10x1.0, UFI	7.0163			
All engines	spanner size 22, thread M14x1.5		7.6067		
All engines	COL:blue			7.1247	T20

				ENGINE
2.0 16V	Petrol	100	07/00-09/02	RFN

Engine	Information	S10	T10	T20 - T23	T22 - T25
All engines		7.0130	7.6218		
All engines	+cruise control			7.1132	T20
All engines	-cruise control			7.1217	T20

				ENGINE
2.0 16V	Petrol	97	05/98-07/00	RFV, RFV (XU10J4R)

Engine	Information	S10	T10	T20 - T23	T22 - T25
Eng. RFV (XU10J4R)		7.0130			
All engines	-> 01/12/99, ->VET. 0008420, spanner size 22, thread M14x1.5		7.6099		
Eng. RFV	01/01/00 ->, VET. 0008421 ->		7.6217		
All engines	+cruise control			7.1132	T20
All engines	-cruise control			7.1217	T20

				ENGINE
2.0 JTD	Diesel	80	04/00-09/02	RHZ, RHZ (DW10ATED)

Engine	Information	S10	T10	T20 - T23	T22 - T25
Eng. RHZ (DW10ATED)		7.0130			7.1132 T22
All engines	-> 01/12/99, spanner size 22, thread M14x1.5		7.6099		
Eng. RHZ	01/01/00 ->		7.6217		
Eng. RHZ (DW10ATED)	+cruise control			7.1132	T20
All engines				7.1217	T20

				ENGINE
2.0 JTD 16V	Diesel	80	09/99-09/02	RHW (DW10ATED4), RHZ

Engine	Information	S10	T10	T20 - T23	T22 - T25
Eng. RHW (DW10ATED4)		7.0130			7.1132 T22
All engines	-> 01/12/99, ->VET. 8420, spanner size 22, thread M14x1.5		7.6099		
All engines	01/01/00 ->, VET. 8420 ->		7.6217		
Eng. RHW (DW10ATED4)	+cruise control			7.1132	T20
All engines				7.1217	T20

				ENGINE
2.0 JTD 16V	Diesel	81	04/01-10/03	RHW

Engine	Information	S10	T10	T20 - T23	T22 - T25
All engines			7.6217	7.1217	T20

				ENGINE
2.0 Turbo	Petrol	108	05/95-09/02	RGX, RGX (XU10J2TE)

Engine	Information	S10	T10	T20 - T23	T22 - T25
Eng. RGX (XU10J2TE)	-> 01/05/98	7.0116			
Eng. RGX (XU10J2TE)	01/05/98 ->	7.0130			
All engines	spanner size 22, thread M14x1.5		7.6099		
All engines	+cruise control			7.1132	T20
All engines	-cruise control			7.1217	T20

				ENGINE
2.1 TD	Diesel	80	05/96-09/99	P 8 C

Engine	Information	S10	T10	T20 - T23	T22 - T25
All engines		7.0116		7.1217	T20
All engines	spanner size 22, thread M14x1.5		7.6099		

S10 OIL PRESSURE WARNING LIGHT SWITCH	T10 REVERSING LIGHT SWITCH	T20 BRAKE LIGHT SWITCH
T22 SWITCH CLUTCH CONTROL (CRUISE CONTROL)	T23 SWITCH BRAKE ACTUATION (ENGINE TIMING)	T25 SWITCH CLUTCH CONTROL (ENGINE CONTROL)

FUNCTIONS ON THE VEHICLE

Vehicle	alim.	kW	Date	Engine	 S10	 T10	 T20 - T23	 T22 - T25
---------	-------	----	------	--------	---	---	--	---

90

2.5 4x4	Petrol	62	09/85-08/90	ENGINE	17 H
---------	--------	----	-------------	--------	------

Engine	Information	S10	T10	T20 - T23	T22 - T25
All engines		7.0119		7.1059 T20	

DEFENDER

2.2 Td4 4x4	Diesel	110	02/15-02/16	ENGINE	DT224
-------------	--------	-----	-------------	--------	-------

Engine	Information	S10	T10	T20 - T23	T22 - T25
All engines		7.0145	7.6265	7.1237 T23	

2.2 Td4 4x4	Diesel	90	08/11-02/16	ENGINE	DT224
-------------	--------	----	-------------	--------	-------

Engine	Information	S10	T10	T20 - T23	T22 - T25
All engines		7.0145	7.6265	7.1237 T23	

2.4 TD4 [ExtraEU]	Diesel	90	05/07->	ENGINE	DT244
-------------------	--------	----	---------	--------	-------

Engine	Information	S10	T10	T20 - T23	T22 - T25
All engines		7.0145	7.6265	7.1237 T23	

2.4 Td4 4x4	Diesel	103	07/07-02/16	ENGINE	DT244
-------------	--------	-----	-------------	--------	-------

Engine	Information	S10	T10	T20 - T23	T22 - T25
All engines		7.0145	7.6265	7.1237 T23	

2.4 Td4 4x4	Diesel	90	05/07-02/16	ENGINE	DT244, ZSD-424
-------------	--------	----	-------------	--------	----------------

Engine	Information	S10	T10	T20 - T23	T22 - T25
All engines		7.0145	7.6265		
Eng. ZSD-424	+cruise control			7.1237 T20	
Eng. DT244				7.1237 T23	

2.5 90,110 TDI	Diesel	85	08/98->	ENGINE	--
----------------	--------	----	---------	--------	----

Engine	Information	S10	T10	T20 - T23	T22 - T25
All engines	press. 0, 30 bar	7.0071			
All engines	press. 0, 50 bar	7.0119			
All engines	->ch. MA949874, t.tnr. R380		7.6093		
All engines	ext.thread M 14 x 1, 5 mm, t.tnr. LT230		7.6255		
All engines				7.1059 T20	

2.5 Td5 4x4	Diesel	90	06/98-02/16	ENGINE	10 P, 14 P, 15 P
-------------	--------	----	-------------	--------	------------------

Engine	Information	S10	T10	T20 - T23	T22 - T25
All engines	press. 0, 35 bar	7.0091			
All engines	press. 0, 60 bar	7.0164			
All engines	->ch. MA949874, t.tnr. R380		7.6093		
All engines	ext.thread M 14 x 1, 5 mm, t.tnr. LT230		7.6255		
All engines				7.1059 T20	

2.5 TDI 4x4	Diesel	83	08/90-12/01	ENGINE	11 L, 16 L, 23 L
-------------	--------	----	-------------	--------	------------------

Engine	Information	S10	T10	T20 - T23	T22 - T25
All engines	press. 0, 30 bar	7.0071			
All engines	press. 0, 35 bar	7.0091			
All engines	press. 0, 50 bar	7.0119			
All engines	press. 0, 60 bar	7.0164			
All engines	->ch. MA949874, t.tnr. R380		7.6093		
All engines	ext.thread M 14 x 1, 5 mm, t.tnr. LT230		7.6255		
All engines				7.1059 T20	

4.0i V8	Petrol	134	09/95-12/01	ENGINE	--
---------	--------	-----	-------------	--------	----

Engine	Information	S10	T10	T20 - T23	T22 - T25
All engines	->ch. MA949874, t.tnr. R380		7.6093		
All engines	ext.thread M 14 x 1, 5 mm, t.tnr. LT230		7.6255		
All engines				7.1059 T20	

S10	OIL PRESSURE WARNING LIGHT SWITCH	T10	REVERSING LIGHT SWITCH	T20	BRAKE LIGHT SWITCH
T22	SWITCH CLUTCH CONTROL (CRUISE CONTROL)	T23	SWITCH BRAKE ACTUATION (ENGINE TIMING)	T25	SWITCH CLUTCH CONTROL (ENGINE CONTROL)

Vehicle	alim.	kW	Date	Engine	 S10	 T10	 T20 - T23	 T22 - T25
---------	-------	----	------	--------	---	---	--	---

DISCOVERY I

				ENGINE
2.0 16 V 4x4	Petrol	99	06/89-10/98	20 T4H

Engine	Information	S10	T10	T20 - T23	T22 - T25
All engines		7.0091			
All engines	->ch. MA109620, ch. MA081992 ->, t.tnr. R380		7.6093		
All engines	->ch. LA081991, -ABS, ch. MA081992 ->			7.1034 T20	
All engines	+ABS, ch. MA081992 ->			7.1081 T20	

				ENGINE
2.5 TDI 4x4	Diesel	83	10/89-10/98	--, 12 L, 21 L

Engine	Information	S10	T10	T20 - T23	T22 - T25
All engines		7.0119			
Eng. --	->ch. MA109620		7.6093		
All engines	-ABS			7.1034 T20	
Eng. --	+ABS			7.1081 T20	

				ENGINE
3.5 4x4	Petrol	113	06/89-06/94	22 D

Engine	Information	S10	T10	T20 - T23	T22 - T25
All engines	->ch. MA109620, ch. MA081992 ->, t.tnr. R380		7.6093		
All engines	->ch. LA081991, -ABS, ch. MA081992 ->			7.1034 T20	
All engines	+ABS, ch. MA081992 ->			7.1081 T20	

				ENGINE
4.0 4x4	Petrol	134	09/93-10/98	35 D, 36 D

Engine	Information	S10	T10	T20 - T23	T22 - T25
All engines	->ch. MA109620, ch. MA081992 ->, t.tnr. R380		7.6093		
All engines	->ch. LA081991, -ABS, ch. MA081992 ->			7.1034 T20	
All engines	+ABS, ch. MA081992 ->			7.1081 T20	

DISCOVERY II

				ENGINE
2.5 Td5 4x4	Diesel	102	11/98-06/04	10 P, 15 P

Engine	Information	S10	T10	T20 - T23	T22 - T25
All engines	shape conical	7.0091			
All engines	shape straight	7.0164			

				ENGINE
4.0 V8 4x4	Petrol	136	11/98-06/04	35 D, 56 D, 94 D

Engine	Information	S10	T10	T20 - T23	T22 - T25
All engines	ch. XA231751 ->, shape straight	7.0071			
Eng. 35 D, 94 D	+alarm switch, ch. 3A000000 ->, t.tnr. LT230		7.6247		
Eng. 35 D, 94 D	ch. 3A771055 ->, t.tnr. LT230		7.6255		

				ENGINE
4.6 V8 [USA]	Petrol	162	01/03-06/04	--

Engine	Information	S10	T10	T20 - T23	T22 - T25
All engines		7.0071			
All engines	+alarm switch, ch. 3A000000 ->, t.tnr. LT230		7.6247		
All engines	ch. 3A771055 ->, t.tnr. LT230		7.6255		

DISCOVERY III

				ENGINE
2.7 TD 4x4	Diesel	140	07/04-09/09	276DT

Engine	Information	S10	T10	T20 - T23	T22 - T25
All engines				7.1247 T20	

				ENGINE
4.0 4x4	Petrol	160	02/05-09/09	--, 40VSR

Engine	Information	S10	T10	T20 - T23	T22 - T25
All engines	->ch. 7A428852, ch. 7A428853 ->			7.1247 T20	

				ENGINE
4.0 4x4	Petrol	161	02/05-09/09	406PN

Engine	Information	S10	T10	T20 - T23	T22 - T25
All engines	->ch. 7A428852, ch. 7A428853 ->			7.1247 T20	

				ENGINE
4.0 V6 4x4	Petrol	160	10/04-09/09	406PN

Engine	Information	S10	T10	T20 - T23	T22 - T25
All engines				7.1247 T20	





S10 OIL PRESSURE WARNING LIGHT SWITCH	T10 REVERSING LIGHT SWITCH	T20 BRAKE LIGHT SWITCH
T22 SWITCH CLUTCH CONTROL (CRUISE CONTROL)	T23 SWITCH BRAKE ACTUATION (ENGINE TIMING)	T25 SWITCH CLUTCH CONTROL (ENGINE CONTROL)

FUNCTIONS ON THE VEHICLE

Vehicle	alim.	kW	Date	Engine	 S10	 T10	 T20 - T23	 T22 - T25
ENGINE								
4.4 4x4	Petrol	220	07/04-09/09	448PN				
Engine					S10	T10	T20 - T23	T22 - T25
All engines							7.1247 T20	
DISCOVERY IV								
ENGINE								
2.0 4x4	Petrol	177	11/14->	204PT, PT204				
Engine					S10	T10	T20 - T23	T22 - T25
Eng. 204PT					7.0146			
All engines							7.1247 T20	
ENGINE								
2.0 4x4	Petrol	213	08/17->	PT204				
Engine					S10	T10	T20 - T23	T22 - T25
All engines					7.0146		7.1247 T20	
ENGINE								
2.0 D	Diesel	110	08/15->	204DTD				
Engine					S10	T10	T20 - T23	T22 - T25
All engines						7.6272		
All engines							7.1247 T20	7.1221, 7.1236 T22, T25
ENGINE								
2.0 D 4x4	Diesel	110	12/14->	204DTD				
Engine					S10	T10	T20 - T23	T22 - T25
All engines						7.6272		
All engines							7.1247 T20	7.1221, 7.1236 T22, T25
ENGINE								
2.0 D 4x4	Diesel	132	06/15->	204DTD				
Engine					S10	T10	T20 - T23	T22 - T25
All engines						7.6272		
All engines							7.1247 T20	7.1221, 7.1236 T22, T25
ENGINE								
2.0 D 4x4	Diesel	177	08/17->	204DTA				
Engine					S10	T10	T20 - T23	T22 - T25
All engines							7.1247 T20	
ENGINE								
2.2 D 4x4	Diesel	110	09/14->	224DT				
Engine					S10	T10	T20 - T23	T22 - T25
All engines					7.0130		7.1247 T20	7.1221, 7.1236 T22, T25
ENGINE								
2.2 D 4x4	Diesel	140	09/14->	224DT				
Engine					S10	T10	T20 - T23	T22 - T25
All engines					7.0130		7.1247 T20	7.1221, 7.1236 T22, T25
ENGINE								
2.7 TD 4x4	Diesel	140	09/09->	276DT				
Engine					S10	T10	T20 - T23	T22 - T25
All engines							7.1245 T20	
All engines							7.1247 T20	
ENGINE								
3.0 SDV6 4x4	Diesel	188	11/09->	306DT, 30DDTX				
Engine					S10	T10	T20 - T23	T22 - T25
Eng. 306DT							7.1245 T20	
All engines							7.1247 T20	
ENGINE								
3.0 Supercharged	Petrol	250	08/13->	306PS				
Engine					S10	T10	T20 - T23	T22 - T25
All engines							7.1245 T20	
All engines							7.1247 T20	

S10	OIL PRESSURE WARNING LIGHT SWITCH	T10	REVERSING LIGHT SWITCH	T20	BRAKE LIGHT SWITCH
T22	SWITCH CLUTCH CONTROL (CRUISE CONTROL)	T23	SWITCH BRAKE ACTUATION (ENGINE TIMING)	T25	SWITCH CLUTCH CONTROL (ENGINE CONTROL)

The present application list is a brief version. For the detailed information about the possibility of installation on a specific vehicle, please refer to our web-catalogue <http://catalogo.facet.eu/>

Vehicle	alim.	kW	Date	Engine	 S10	 T10	 T20 - T23	 T22 - T25
---------	-------	----	------	--------	---	---	--	---

				ENGINE
3.0 TD 4x4	Diesel	155	05/10->	306DT, 30DDTX

Engine	Information	S10	T10	T20 - T23	T22 - T25
Eng. 306DT	ch. GA801064 ->			7.1245 T20	
All engines	->ch. GA801063			7.1247 T20	

				ENGINE
3.0 TD 4x4	Diesel	180	09/09->	306DT

Engine	Information	S10	T10	T20 - T23	T22 - T25
All engines	ch. GA801064 ->			7.1245 T20	
All engines	->ch. GA801063			7.1247 T20	

				ENGINE
3.0 TD 4x4	Diesel	183	07/12->	306DT

Engine	Information	S10	T10	T20 - T23	T22 - T25
All engines	ch. GA801064 ->			7.1245 T20	
All engines	->ch. GA801063			7.1247 T20	

				ENGINE
3.0 TD 4x4	Diesel	188	01/11-12/17	306DT

Engine	Information	S10	T10	T20 - T23	T22 - T25
All engines	ch. GA801064 ->			7.1245 T20	
All engines	->ch. GA801063			7.1247 T20	

				ENGINE
3.0 TD 4x4	Diesel	200	09/09->	306DT, 30DDTX

Engine	Information	S10	T10	T20 - T23	T22 - T25
Eng. 306DT	ch. GA801064 ->			7.1245 T20	
All engines	->ch. GA801063			7.1247 T20	

				ENGINE
4.0 4x4	Petrol	160	09/09->	--

Engine	Information	S10	T10	T20 - T23	T22 - T25
All engines				7.1247 T20	

				ENGINE
5.0 V8 4x4	Petrol	276	09/09->	508PN

Engine	Information	S10	T10	T20 - T23	T22 - T25
All engines	ch. GA801064 ->			7.1245 T20	
All engines	->ch. GA801063			7.1247 T20	

DISCOVERY V

				ENGINE
2.0 4x4	Petrol	221	09/17->	PT204

Engine	Information	S10	T10	T20 - T23	T22 - T25
All engines				7.1245 T20	

				ENGINE
2.0 D 4x4	Diesel	132	09/16->	204DTD

Engine	Information	S10	T10	T20 - T23	T22 - T25
All engines				7.1245 T20	

				ENGINE
2.0 D 4x4	Diesel	177	09/16->	204DTA

Engine	Information	S10	T10	T20 - T23	T22 - T25
All engines				7.1245 T20	

				ENGINE
3.0 4x4	Petrol	250	09/16->	306PS

Engine	Information	S10	T10	T20 - T23	T22 - T25
All engines				7.1245 T20	

				ENGINE
3.0 D 4x4	Diesel	155	09/16->	306DT

Engine	Information	S10	T10	T20 - T23	T22 - T25
All engines				7.1245 T20	

				ENGINE
3.0 D 4x4	Diesel	183	09/16->	306DT

Engine	Information	S10	T10	T20 - T23	T22 - T25
All engines				7.1245 T20	

S10 OIL PRESSURE WARNING LIGHT SWITCH	T10 REVERSING LIGHT SWITCH	T20 BRAKE LIGHT SWITCH
T22 SWITCH CLUTCH CONTROL (CRUISE CONTROL)	T23 SWITCH BRAKE ACTUATION (ENGINE TIMING)	T25 SWITCH CLUTCH CONTROL (ENGINE CONTROL)

				FUNCTIONS ON THE VEHICLE				
Vehicle	alim.	kW	Date	Engine	 S10	 T10	 T20 - T23	 T22 - T25
ENGINE								
3.0 D 4x4	Diesel	190	09/16->	306DT				
Engine	Information			S10	T10	T20 - T23	T22 - T25	
All engines						7.1245 T20		
FREELANDER								
ENGINE								
1.8 16V 4x4	Petrol	86	11/00-10/06	18 K4F				
Engine	Information			S10	T10	T20 - T23	T22 - T25	
All engines	shape straight			7.0071				
All engines	shape conical			7.0091				
All engines	with cable				7.6093			
ENGINE								
1.8 4x4	Petrol	86	10/00-10/06	18 K4F				
Engine	Information			S10	T10	T20 - T23	T22 - T25	
All engines	shape straight			7.0071				
All engines	shape conical			7.0091				
All engines	with cable				7.6093			
ENGINE								
1.8 i 16V 4x4	Petrol	88	02/98-10/06	18 K4F				
Engine	Information			S10	T10	T20 - T23	T22 - T25	
All engines	shape straight			7.0071				
All engines	shape conical			7.0091				
All engines	with cable				7.6093			
All engines	->ch. YA999999					7.1050 T20		
All engines						7.1215 T23		
ENGINE								
2.0 DI 4x4	Diesel	72	02/98-10/06	20 T2N, 20TCIE				
Engine	Information			S10	T10	T20 - T23	T22 - T25	
Eng. 20 T2N				7.0091	7.6093			
All engines	+manual transmission, ->ch. YA999999					7.1050 T20		
ENGINE								
2.0 Td4 4x4	Diesel	80	03/01-10/06	204D3, M 47				
Engine	Information			S10	T10	T20 - T23	T22 - T25	
All engines				7.0071				
ENGINE								
2.0 TD4 4x4	Diesel	82	10/00-10/06	204D3, M 47				
Engine	Information			S10	T10	T20 - T23	T22 - T25	
All engines				7.0071				
ENGINE								
2.5 V6 4x4	Petrol	130	11/00-10/06	25 K4F, 25KV6				
Engine	Information			S10	T10	T20 - T23	T22 - T25	
All engines	shape straight			7.0071				
Eng. 25KV6	shape conical			7.0091				
FREELANDER 2								
ENGINE								
2.0 Si4 4x4	Petrol	177	10/11-10/14	204PT				
Engine	Information			S10	T10	T20 - T23	T22 - T25	
All engines				7.0146		7.1237 T23	7.1236 T22	
ENGINE								
2.2 eD4	Diesel	110	08/10-10/14	224DT, DW12BTED4				
Engine	Information			S10	T10	T20 - T23	T22 - T25	
All engines				7.0130			7.1221 T22	
Eng. DW12BTED4	for 1st gear				7.6272			
Eng. DW12BTED4	+start-stop function					7.1237 T20		
Eng. 224DT						7.1237 T23	7.1236 T25	
Eng. DW12BTED4	man 6 speed						7.1236 T22	
ENGINE								
2.2 SD4 4x4	Diesel	140	08/10-10/14	224DT				
Engine	Information			S10	T10	T20 - T23	T22 - T25	
All engines				7.0130			7.1221 T22	
All engines	man 6 speed						7.1236 T22	

S10	OIL PRESSURE WARNING LIGHT SWITCH	T10	REVERSING LIGHT SWITCH	T20	BRAKE LIGHT SWITCH
T22	SWITCH CLUTCH CONTROL (CRUISE CONTROL)	T23	SWITCH BRAKE ACTUATION (ENGINE TIMING)	T25	SWITCH CLUTCH CONTROL (ENGINE CONTROL)

FUNCTIONS ON THE VEHICLE

Vehicle	alim.	kW	Date	Engine	 S10	 T10	 T20 - T23	 T22 - T25
---------	-------	----	------	--------	---	---	--	---

				ENGINE
2.2 TD4 4x4	Diesel	110	10/06-10/14	224DT, DW12BTED4

Engine	Information	S10	T10	T20 - T23	T22 - T25
All engines		7.0130			7.1221 T22
Eng. DW12BTED4	for 1st gear		7.6272		
Eng. DW12BTED4	+start-stop function			7.1237 T20	
All engines	man 6 speed				7.1236 T22

				ENGINE
2.2 TD4 4x4	Diesel	112	01/07-10/14	224DT

Engine	Information	S10	T10	T20 - T23	T22 - T25
All engines		7.0130			7.1221 T22
All engines	man 6 speed				7.1236 T22

				ENGINE
2.2 TD4 4x4	Diesel	115	10/06-10/14	224DT

Engine	Information	S10	T10	T20 - T23	T22 - T25
All engines		7.0130			7.1221 T22
All engines	man 6 speed				7.1236 T22

				ENGINE
2.2 TD4 4x4	Diesel	118	10/06-10/14	224DT, DW12BTED4

Engine	Information	S10	T10	T20 - T23	T22 - T25
All engines		7.0130			7.1221 T22
Eng. DW12BTED4	for 1st gear		7.6272		
Eng. DW12BTED4	+start-stop function			7.1237 T20	
Eng. 224DT				7.1237 T23	7.1221 T25
All engines	man 6 speed				7.1236 T22

				ENGINE
3.2 4x4	Petrol	171	10/06-10/14	B 6324 S

Engine	Information	S10	T10	T20 - T23	T22 - T25
All engines	for 1st gear		7.6272		
All engines	+start-stop function			7.1237 T20	
All engines					7.1221 T22
All engines	man 6 speed				7.1236 T22

RANGE ROVER EVOQUE

				ENGINE
2.0 [ExtraEU]	Petrol	176	09/11->	204PT

Engine	Information	S10	T10	T20 - T23	T22 - T25
All engines		7.0146			
All engines	ch. EH000001 ->			7.1247 T20	

				ENGINE
2.0 -/Si	Petrol	177	06/11->	204PT

Engine	Information	S10	T10	T20 - T23	T22 - T25
All engines		7.0146			
All engines	ch. EH000001 ->			7.1247 T20	

				ENGINE
2.0 4x4	Petrol	177	06/11->	204PT, PT204

Engine	Information	S10	T10	T20 - T23	T22 - T25
All engines		7.0146		7.1237 T23	
All engines	ch. EG000001 ->, ch. EH000001 ->, ch. GT000001 ->, MADE BY:(BR), MADE BY:(TJ)			7.1247 T20	
Eng. 204PT	+start-stop function				7.1221 T22
Eng. 204PT					7.1236 T22

				ENGINE
2.0 4x4	Petrol	213	08/17->	PT204





Engine	Information	S10	T10	T20 - T23	T22 - T25
All engines				7.1237 T23	
All engines	ch. EH000001 ->			7.1247 T20	

				ENGINE
2.0 D	Diesel	110	06/15->	AJ200D

Engine	Information	S10	T10	T20 - T23	T22 - T25
All engines	FP Upper		7.6272		
All engines				7.1237 T23	7.1221, 7.1236 T22, T25
All engines	ch. EH000001 ->			7.1247 T20	

S10 OIL PRESSURE WARNING LIGHT SWITCH	T10 REVERSING LIGHT SWITCH	T20 BRAKE LIGHT SWITCH
T22 SWITCH CLUTCH CONTROL (CRUISE CONTROL)	T23 SWITCH BRAKE ACTUATION (ENGINE TIMING)	T25 SWITCH CLUTCH CONTROL (ENGINE CONTROL)

FUNCTIONS ON THE VEHICLE

Vehicle	alim.	kW	Date	Engine	 S10	 T10	 T20 - T23	 T22 - T25
---------	-------	----	------	--------	---	---	--	---

				ENGINE
2.0 D 4x4	Diesel	110	06/15->	AJ200D

Engine	Information	S10	T10	T20 - T23	T22 - T25
All engines	FP Upper		7.6272		
All engines				7.1237 T23	7.1221, 7.1236 T22, T25
All engines	ch. EG000001 ->, ch. EH000001 ->, ch. GT000001 ->, MADE BY:(BR), MADE BY:(TJ)			7.1247 T20	

				ENGINE
2.0 D 4x4	Diesel	132	05/15->	AJ200D

Engine	Information	S10	T10	T20 - T23	T22 - T25
All engines	FP Upper		7.6272		
All engines				7.1237 T23	7.1221, 7.1236 T22, T25
All engines	ch. EG000001 ->, ch. EH000001 ->, ch. GT000001 ->, MADE BY:(BR), MADE BY:(TJ)			7.1247 T20	

				ENGINE
2.0 D 4x4	Diesel	177	08/17->	204DTA

Engine	Information	S10	T10	T20 - T23	T22 - T25
All engines				7.1237 T23	
All engines	ch. EG000001 ->, ch. EH000001 ->, ch. GT000001 ->, MADE BY:(BR), MADE BY:(TJ)			7.1247 T20	

				ENGINE
2.2 SD4	Diesel	140	06/11->	224DT

Engine	Information	S10	T10	T20 - T23	T22 - T25
All engines		7.0130		7.1237 T23	7.1221, 7.1236 T22, T25
All engines	ch. EH000001 ->			7.1247 T20	

				ENGINE
2.2 TD4	Diesel	110	06/11->	224DT

Engine	Information	S10	T10	T20 - T23	T22 - T25
All engines		7.0130		7.1237 T23	7.1221, 7.1236 T22, T25
All engines	ch. EH000001 ->			7.1247 T20	

RANGE ROVER I

				ENGINE
2.4 TD 4x4	Diesel	78	10/85-12/90	11 A

Engine	Information	S10	T10	T20 - T23	T22 - T25
All engines		7.0119		7.1034 T20	

				ENGINE
2.5 TD 4x4	Diesel	89	10/89-04/94	14 L, 21 L

Engine	Information	S10	T10	T20 - T23	T22 - T25
All engines		7.0119			
All engines	+manual transmission, ext.thread M 14 x 1, 5 mm		7.6093		
All engines	-ABS			7.1034 T20	
All engines	+ABS			7.1081 T20	

				ENGINE
2.5 TDi 4x4	Diesel	83	09/91-04/94	14 L

Engine	Information	S10	T10	T20 - T23	T22 - T25
All engines		7.0119			
All engines	+manual transmission, ext.thread M 14 x 1, 5 mm		7.6093		
All engines	-ABS			7.1034 T20	
All engines	+ABS			7.1081 T20	

				ENGINE
3.5 4x4	Petrol	107	01/87-09/90	31 D

Engine	Information	S10	T10	T20 - T23	T22 - T25
All engines				7.1034 T20	

				ENGINE
3.5 Vogue 4x4	Petrol	120	10/85-09/90	24 D, 25 D

Engine	Information	S10	T10	T20 - T23	T22 - T25
All engines	-ABS			7.1034 T20	
All engines	+ABS			7.1081 T20	

				ENGINE
3.5 Vogue 4x4	Petrol	93	08/81-09/90	11 D

Engine	Information	S10	T10	T20 - T23	T22 - T25
All engines				7.1034 T20	

S10	OIL PRESSURE WARNING LIGHT SWITCH	T10	REVERSING LIGHT SWITCH	T20	BRAKE LIGHT SWITCH
T22	SWITCH CLUTCH CONTROL (CRUISE CONTROL)	T23	SWITCH BRAKE ACTUATION (ENGINE TIMING)	T25	SWITCH CLUTCH CONTROL (ENGINE CONTROL)

FUNCTIONS ON THE VEHICLE

Vehicle	alim.	kW	Date	Engine	 S10	 T10	 T20 - T23	 T22 - T25
---------	-------	----	------	--------	---	---	--	---

ENGINE				
3.9 4x4	Petrol	134	11/88-12/92	35 D

Engine	Information	S10	T10	T20 - T23	T22 - T25
All engines	+manual transmission, ext.thread M 14 x 1, 5 mm		7.6093		
All engines	-ABS			7.1034 T20	
All engines	+ABS			7.1081 T20	

ENGINE				
3.9 Cat 4x4	Petrol	127	11/88-07/94	37 D, 38 D

Engine	Information	S10	T10	T20 - T23	T22 - T25
All engines	+manual transmission, ext.thread M 14 x 1, 5 mm		7.6093		
All engines	-ABS			7.1034 T20	
All engines	+ABS			7.1081 T20	

ENGINE				
3.9 Vogue SEI 4x4	Petrol	134	11/88-07/94	35 D, 36 D

Engine	Information	S10	T10	T20 - T23	T22 - T25
All engines	+manual transmission, ext.thread M 14 x 1, 5 mm		7.6093		
All engines	-ABS			7.1034 T20	
All engines	+ABS			7.1081 T20	

ENGINE				
4.3 Vogue LSE 4x4	Petrol	149	09/92-07/94	40 D

Engine	Information	S10	T10	T20 - T23	T22 - T25
All engines	+manual transmission, ext.thread M 14 x 1, 5 mm		7.6093		
All engines	-ABS			7.1034 T20	
All engines	+ABS			7.1081 T20	

RANGE ROVER II

ENGINE				
2.5 D 4x4	Diesel	100	07/94-03/02	25 6T (BMW), M51256T

Engine	Information	S10	T10	T20 - T23	T22 - T25
All engines		7.0071			
Eng. 25 6T (BMW)	+alarm switch		7.6099		

ENGINE				
3.9 4x4	Petrol	140	07/94-03/02	42 D

Engine	Information	S10	T10	T20 - T23	T22 - T25
All engines	ch. XA426594 ->, shape straight	7.0071			
All engines	+alarm switch		7.6099		

ENGINE				
4.0 4x4	Petrol	136	01/95-03/02	42 D, 58D

Engine	Information	S10	T10	T20 - T23	T22 - T25
All engines	ch. XA426594 ->, shape straight	7.0071			
Eng. 42 D	+alarm switch		7.6099		

ENGINE				
4.6 4x4	Petrol	160	06/98-03/02	60 D

Engine	Information	S10	T10	T20 - T23	T22 - T25
All engines	ch. XA426594 ->, shape straight	7.0071			

ENGINE				
4.6 4x4	Petrol	165	07/94-03/02	46 D, 48 D, 60 D

Engine	Information	S10	T10	T20 - T23	T22 - T25
All engines	ch. XA426594 ->, shape straight	7.0071			
Eng. 46 D	+alarm switch		7.6099		

ENGINE				
4.6 4x4	Petrol	168	09/95-03/02	46 D

Engine	Information	S10	T10	T20 - T23	T22 - T25
All engines	ch. XA426594 ->	7.0071			
All engines	+alarm switch		7.6099		





RANGE ROVER III

ENGINE				
3.0 D 4x4	Diesel	130	03/02-08/12	306D1, 30DCUX

Engine	Information	S10	T10	T20 - T23	T22 - T25
All engines		7.0071		7.1215 T20	

S10 OIL PRESSURE WARNING LIGHT SWITCH	T10 REVERSING LIGHT SWITCH	T20 BRAKE LIGHT SWITCH
T22 SWITCH CLUTCH CONTROL (CRUISE CONTROL)	T23 SWITCH BRAKE ACTUATION (ENGINE TIMING)	T25 SWITCH CLUTCH CONTROL (ENGINE CONTROL)




FUNCTIONS ON THE VEHICLE

Vehicle	alim.	kW	Date	Engine	 S10	 T10	 T20 - T23	 T22 - T25
ENGINE								
3.6 D 4x4	Diesel	200	04/06-08/12	368DT, 36DDEX				
Engine	Information			S10	T10	T20 - T23	T22 - T25	
Eng. 36DDEX	->ch. 6A999999			7.0071				
All engines	ch. 7A000001 ->			7.0146				
All engines						7.1215 T20		
ENGINE								
4.2 4x4	Petrol	291	05/05-08/12	428PS, LMN5				
Engine	Information			S10	T10	T20 - T23	T22 - T25	
All engines						7.1215 T20		
ENGINE								
4.4 4x4	Petrol	210	03/02-08/05	44SDEX, M62 B44				
Engine	Information			S10	T10	T20 - T23	T22 - T25	
All engines				7.0071		7.1215 T20		
ENGINE								
4.4 4x4	Petrol	220	08/04-08/12	448PN				
Engine	Information			S10	T10	T20 - T23	T22 - T25	
All engines				7.0071		7.1215 T20		
ENGINE								
4.4 4x4	Petrol	225	05/05-08/12	448PN, 44SDEF				
Engine	Information			S10	T10	T20 - T23	T22 - T25	
All engines						7.1215 T20		
ENGINE								
4.4 D 4x4	Diesel	230	07/10-08/12	448DT, 44DDOR				
Engine	Information			S10	T10	T20 - T23	T22 - T25	
All engines				7.0146		7.1215 T20		
ENGINE								
5.0 4x4	Petrol	276	09/09-08/12	508PN				
Engine	Information			S10	T10	T20 - T23	T22 - T25	
All engines						7.1215 T20		
ENGINE								
5.0 4x4	Petrol	375	09/09-08/12	508PS				
Engine	Information			S10	T10	T20 - T23	T22 - T25	
All engines						7.1215 T20		
RANGE ROVER IV								
ENGINE								
2.0 PHEV 4x4	Petrol/ Electro	221	10/17->	PT204				
Engine	Information			S10	T10	T20 - T23	T22 - T25	
All engines	ch. GA267155 ->					7.1245 T20		
All engines	->ch. GA267154					7.1247 T20		
ENGINE								
3.0 4x4	Petrol	250	10/13->	306PS				
Engine	Information			S10	T10	T20 - T23	T22 - T25	
All engines						7.1247 T20		
ENGINE								
3.0 4x4	Petrol	280	06/15->	306PS				
Engine	Information			S10	T10	T20 - T23	T22 - T25	
All engines						7.1247 T20		
ENGINE								
3.0 D 4x4	Diesel	155	10/13->	306DT				
Engine	Information			S10	T10	T20 - T23	T22 - T25	
All engines						7.1247 T20		
ENGINE								
3.0 D 4x4	Diesel	183	08/12->	306DT				
Engine	Information			S10	T10	T20 - T23	T22 - T25	
All engines						7.1247 T20		
ENGINE								
3.0 D 4x4	Diesel	190	08/12->	306DT				
Engine	Information			S10	T10	T20 - T23	T22 - T25	
All engines						7.1247 T20		

S10	OIL PRESSURE WARNING LIGHT SWITCH	T10	REVERSING LIGHT SWITCH	T20	BRAKE LIGHT SWITCH
T22	SWITCH CLUTCH CONTROL (CRUISE CONTROL)	T23	SWITCH BRAKE ACTUATION (ENGINE TIMING)	T25	SWITCH CLUTCH CONTROL (ENGINE CONTROL)

The present application list is a brief version. For the detailed information about the possibility of installation on a specific vehicle, please refer to our web-catalogue <http://catalogo.facet.eu/>

FUNCTIONS ON THE VEHICLE

Vehicle	alim.	kW	Date	Engine	 S10	 T10	 T20 - T23	 T22 - T25
---------	-------	----	------	--------	---	---	--	---

				ENGINE
3.0 D Hybrid 4x4	Diesel/ Electro	215	06/15->	306DT

Engine	Information	S10	T10	T20 - T23	T22 - T25
All engines				7.1247 T20	

				ENGINE
3.0 D Hybrid 4x4	Diesel/ Electro	225	06/15->	306DT

Engine	Information	S10	T10	T20 - T23	T22 - T25
All engines				7.1247 T20	

				ENGINE
3.0 D Hybrid 4x4	Diesel/ Electro	250	10/13->	306DT

Engine	Information	S10	T10	T20 - T23	T22 - T25
All engines				7.1247 T20	

				ENGINE
3.0 TD	Diesel	215	10/12->	306DT

Engine	Information	S10	T10	T20 - T23	T22 - T25
All engines				7.1247 T20	

				ENGINE
4.4 D V8 4x4	Diesel	250	08/12->	448DT

Engine	Information	S10	T10	T20 - T23	T22 - T25
All engines		7.0146		7.1247 T20	

				ENGINE
4.4 TD [ExtraEU]	Diesel	249	08/13->	448DT

Engine	Information	S10	T10	T20 - T23	T22 - T25
All engines		7.0146		7.1247 T20	

				ENGINE
5.0 4x4	Petrol	276	12/13->	508PN

Engine	Information	S10	T10	T20 - T23	T22 - T25
All engines				7.1247 T20	

				ENGINE
5.0 4x4	Petrol	375	08/12->	508PS

Engine	Information	S10	T10	T20 - T23	T22 - T25
All engines				7.1247 T20	

				ENGINE
5.0 4x4	Petrol	386	11/17->	508PS

Engine	Information	S10	T10	T20 - T23	T22 - T25
All engines	ch. GA267155 ->			7.1245 T20	
All engines	->ch. GA267154			7.1247 T20	

				ENGINE
5.0 4x4	Petrol	405	06/15->	508PS

Engine	Information	S10	T10	T20 - T23	T22 - T25
All engines				7.1247 T20	

				ENGINE
5.0 4x4	Petrol	416	11/17->	508PS

Engine	Information	S10	T10	T20 - T23	T22 - T25
All engines	ch. GA267155 ->			7.1245 T20	
All engines	->ch. GA267154			7.1247 T20	

RANGE ROVER SPORT I

				ENGINE
2.7 D 4x4	Diesel	140	02/05-03/13	276DT

Engine	Information	S10	T10	T20 - T23	T22 - T25
All engines				7.1247 T20	





				ENGINE
3.0 D 4x4	Diesel	155	05/10-03/13	30DDTX

Engine	Information	S10	T10	T20 - T23	T22 - T25
All engines				7.1247 T20	

				ENGINE
3.0 D 4x4	Diesel	180	09/09-03/13	30DDTX





Engine	Information	S10	T10	T20 - T23	T22 - T25
All engines				7.1247 T20	

S10 OIL PRESSURE WARNING LIGHT SWITCH	T10 REVERSING LIGHT SWITCH	T20 BRAKE LIGHT SWITCH
T22 SWITCH CLUTCH CONTROL (CRUISE CONTROL)	T23 SWITCH BRAKE ACTUATION (ENGINE TIMING)	T25 SWITCH CLUTCH CONTROL (ENGINE CONTROL)





				FUNCTIONS ON THE VEHICLE				
Vehicle	alim.	kW	Date	Engine	 S10	 T10	 T20 - T23	 T22 - T25
ENGINE								
3.0 D 4x4	Diesel	183	08/12-03/13	30DDTX				
Engine Information					S10	T10	T20 - T23	T22 - T25
All engines							7.1247	T20
ENGINE								
3.0 D 4x4	Diesel	188	06/11-03/13	30DDTX				
Engine Information					S10	T10	T20 - T23	T22 - T25
All engines							7.1247	T20
ENGINE								
3.6 D 4x4	Diesel	200	04/06-03/13	368DT, 36DDEX				
Engine Information					S10	T10	T20 - T23	T22 - T25
All engines					7.0146			
All engines							7.1247	T20
->ch. 7A100660, ch. 7A100661 ->								
ENGINE								
3.6 TDV8	Diesel	200	09/09->	306DT				
Engine Information					S10	T10	T20 - T23	T22 - T25
All engines					7.0146		7.1247	T20
ENGINE								
4.2 4x4	Petrol	287	02/05-03/13	428PS				
Engine Information					S10	T10	T20 - T23	T22 - T25
All engines							7.1247	T20
ENGINE								
4.2 Supercharged	Petrol	291	01/06-02/10	428PT				
Engine Information					S10	T10	T20 - T23	T22 - T25
All engines							7.1247	T20
ENGINE								
4.4 4x4	Petrol	220	02/05-03/13	448PN				
Engine Information					S10	T10	T20 - T23	T22 - T25
All engines							7.1247	T20
ENGINE								
5.0 4x4	Petrol	276	07/09-03/13	508PN				
Engine Information					S10	T10	T20 - T23	T22 - T25
All engines							7.1247	T20
ENGINE								
5.0 4x4	Petrol	372	04/09-03/13	508PS				
Engine Information					S10	T10	T20 - T23	T22 - T25
All engines							7.1245	T20
All engines							7.1247	T20
->ch. DA814631								
ENGINE								
5.0 4x4	Petrol	375	09/09-03/13	508PS				
Engine Information					S10	T10	T20 - T23	T22 - T25
All engines							7.1245	T20
All engines							7.1247	T20
->ch. DA814631								
RANGE ROVER SPORT II								
ENGINE								
2.0 4x4	Petrol	221	10/17->	PT204				
Engine Information					S10	T10	T20 - T23	T22 - T25
All engines							7.1245	T20
All engines							7.1247	T20
->ch. GA565629								
ENGINE								
2.0 D 4x4	Diesel	177	08/16->	204DTA				
Engine Information					S10	T10	T20 - T23	T22 - T25
All engines							7.1245	T20
All engines							7.1247	T20
->ch. GA565629								
ENGINE								
2.0 PHEV 4x4	Petrol/ Electro	221	10/17->	PT204				
Engine Information					S10	T10	T20 - T23	T22 - T25
All engines							7.1245	T20
All engines							7.1247	T20
->ch. GA565629								

S10	OIL PRESSURE WARNING LIGHT SWITCH	T10	REVERSING LIGHT SWITCH	T20	BRAKE LIGHT SWITCH
T22	SWITCH CLUTCH CONTROL (CRUISE CONTROL)	T23	SWITCH BRAKE ACTUATION (ENGINE TIMING)	T25	SWITCH CLUTCH CONTROL (ENGINE CONTROL)

FUNCTIONS ON THE VEHICLE

Vehicle	alim.	kW	Date	Engine	 S10	 T10	 T20 - T23	 T22 - T25
ENGINE								
3.0 4x4	Petrol	250	04/13->	306PS				
ENGINE								
Engine	Information				S10	T10	T20 - T23	T22 - T25
All engines							7.1247 T20	
ENGINE								
3.0 4x4	Petrol	280	06/15->	306PS				
ENGINE								
Engine	Information				S10	T10	T20 - T23	T22 - T25
All engines	ch. GA565630 ->						7.1245 T20	
All engines	->ch. GA565629						7.1247 T20	
ENGINE								
3.0 D 4x4	Diesel	155	04/13->	30DDTX				
ENGINE								
Engine	Information				S10	T10	T20 - T23	T22 - T25
All engines							7.1247 T20	
ENGINE								
3.0 D 4x4	Diesel	183	04/13->	30DDTX				
ENGINE								
Engine	Information				S10	T10	T20 - T23	T22 - T25
All engines							7.1247 T20	
ENGINE								
3.0 D 4x4	Diesel	190	04/13->	30DDTX				
ENGINE								
Engine	Information				S10	T10	T20 - T23	T22 - T25
All engines							7.1247 T20	
ENGINE								
3.0 D 4x4	Diesel	215	04/13->	30DDTX				
ENGINE								
Engine	Information				S10	T10	T20 - T23	T22 - T25
All engines							7.1247 T20	
ENGINE								
3.0 D 4x4	Diesel	225	09/14->	30DDTX				
ENGINE								
Engine	Information				S10	T10	T20 - T23	T22 - T25
All engines							7.1247 T20	
ENGINE								
3.0 D Hybrid 4x4	Diesel/ Electro	215	12/14->	306DT				
ENGINE								
Engine	Information				S10	T10	T20 - T23	T22 - T25
All engines							7.1247 T20	
ENGINE								
3.0 D Hybrid 4x4	Diesel/ Electro	225	06/15->	306DT				
ENGINE								
Engine	Information				S10	T10	T20 - T23	T22 - T25
All engines							7.1247 T20	
ENGINE								
3.0 D Hybrid 4x4	Diesel/ Electro	250	10/13->	306DT				
ENGINE								
Engine	Information				S10	T10	T20 - T23	T22 - T25
All engines							7.1247 T20	
ENGINE								
4.4 D 4x4	Diesel	250	10/13->	44DD0R				
ENGINE								
Engine	Information				S10	T10	T20 - T23	T22 - T25
All engines					7.0146		7.1247 T20	
ENGINE								
5.0 4x4	Petrol	375	04/13->	508PS				
ENGINE								
Engine	Information				S10	T10	T20 - T23	T22 - T25
All engines							7.1247 T20	
ENGINE								
5.0 4x4	Petrol	386	11/17->	508PS				
ENGINE								
Engine	Information				S10	T10	T20 - T23	T22 - T25
All engines	ch. GA565630 ->						7.1245 T20	
All engines	->ch. GA565629						7.1247 T20	
ENGINE								
5.0 4x4	Petrol	405	01/14->	508PS				
ENGINE								
Engine	Information				S10	T10	T20 - T23	T22 - T25
All engines							7.1247 T20	

S10 OIL PRESSURE WARNING LIGHT SWITCH	T10 REVERSING LIGHT SWITCH	T20 BRAKE LIGHT SWITCH
T22 SWITCH CLUTCH CONTROL (CRUISE CONTROL)	T23 SWITCH BRAKE ACTUATION (ENGINE TIMING)	T25 SWITCH CLUTCH CONTROL (ENGINE CONTROL)





					FUNCTIONS ON THE VEHICLE			
Vehicle	alim.	kW	Date	Engine				
					S10	T10	T20 - T23	T22 - T25

					ENGINE
5.0 4x4	Petrol	423	11/17->		508PS

Engine	Information	S10	T10	T20 - T23	T22 - T25
All engines	ch. GA565630 ->			7.1245 T20	
All engines	->ch. GA565629			7.1247 T20	

S10	OIL PRESSURE WARNING LIGHT SWITCH	T10	REVERSING LIGHT SWITCH	T20	BRAKE LIGHT SWITCH
T22	SWITCH CLUTCH CONTROL (CRUISE CONTROL)	T23	SWITCH BRAKE ACTUATION (ENGINE TIMING)	T25	SWITCH CLUTCH CONTROL (ENGINE CONTROL)

The present application list is a brief version. For the detailed information about the possibility of installation on a specific vehicle, please refer to our web-catalogue <http://catalogo.facet.eu/>

Vehicle	alim.	kW	Date	Engine	 S10	 T10	 T20 - T23	 T22 - T25
---------	-------	----	------	--------	---	---	--	---

CT

				ENGINE
200h	Petrol/ Electro	73	12/10->	2ZR-FXE

Engine	Information	S10	T10	T20 - T23	T22 - T25
All engines	COL:black, spanner size 24, switch press. 0.2 bar, TOKAI RIKAI	7.0114			
All engines				7.1254 T20	

ES

				ENGINE
250	Petrol	118	12/89-12/91	2VZ-FE

Engine	Information	S10	T10	T20 - T23	T22 - T25
All engines		7.0035	7.6111	7.1053 T20	

				ENGINE
250	Petrol	135	06/12->	2AR-FE

Engine	Information	S10	T10	T20 - T23	T22 - T25
All engines	COL:black, spanner size 24, switch press. 0.2 bar, TOKAI RIKAI	7.0114			

				ENGINE
3.0	Petrol	140	10/96-07/01	1MZ-FE

Engine	Information	S10	T10	T20 - T23	T22 - T25
All engines		7.0114		7.1090 T20	

				ENGINE
3.5	Petrol	204	05/06-06/12	2GR-FE

Engine	Information	S10	T10	T20 - T23	T22 - T25
All engines	COL:black, spanner size 24, switch press. 0.2 bar, TOKAI RIKAI	7.0114			
All engines				7.1212 T20	

				ENGINE
300	Petrol	138	09/91-12/97	3VZ-FE

Engine	Information	S10	T10	T20 - T23	T22 - T25
All engines	-> 01/08/92	7.0035			
All engines	01/08/92 ->	7.0114			
All engines			7.6111	7.1090 T20	

				ENGINE
300h	Petrol/ Electro	118	06/12->	2AR-FXE

Engine	Information	S10	T10	T20 - T23	T22 - T25
All engines	COL:black, spanner size 24, switch press. 0.2 bar, TOKAI RIKAI	7.0114			

				ENGINE
350	Petrol	183	06/12->	2GR-FE

Engine	Information	S10	T10	T20 - T23	T22 - T25
All engines	COL:black, spanner size 24, switch press. 0.2 bar, TOKAI RIKAI	7.0114			

				ENGINE
350	Petrol	204	06/12->	2GR-FE

Engine	Information	S10	T10	T20 - T23	T22 - T25
All engines	COL:black, spanner size 24, switch press. 0.2 bar, TOKAI RIKAI	7.0114			

GS

				ENGINE
250	Petrol	154	01/12->	4GR-FSE

Engine	Information	S10	T10	T20 - T23	T22 - T25
All engines	COL:black, spanner size 24, switch press. 0.2 bar, TOKAI RIKAI	7.0114			

				ENGINE
3.0 VVTi	Petrol	163	09/97-07/00	2JZ-GE





Engine	Information	S10	T10	T20 - T23	T22 - T25
All engines	COL:black, spanner size 24, switch press. 0.2 bar, TOKAI RIKAI	7.0114			
All engines	MATSUSHITA, spanner size 14, thread M10x1.25			7.1090 T20	

				ENGINE
3.5 VVTi	Petrol	223	04/05-12/12	2GR-FSE

Engine	Information	S10	T10	T20 - T23	T22 - T25
All engines	COL:black, spanner size 24, switch press. 0.2 bar, TOKAI RIKAI	7.0114			
All engines				7.1090 T20	




S10 OIL PRESSURE WARNING LIGHT SWITCH	T10 REVERSING LIGHT SWITCH	T20 BRAKE LIGHT SWITCH
T22 SWITCH CLUTCH CONTROL (CRUISE CONTROL)	T23 SWITCH BRAKE ACTUATION (ENGINE TIMING)	T25 SWITCH CLUTCH CONTROL (ENGINE CONTROL)

FUNCTIONS ON THE VEHICLE

Vehicle	alim.	kW	Date	Engine	 S10	 T10	 T20 - T23	 T22 - T25
ENGINE								
3.5 VVTi [ExtraEU]	Petrol	226	09/06-11/11	2GR-FSE				
Engine	Information			S10	T10	T20 - T23	T22 - T25	
All engines	COL:black, spanner size 24, switch press. 0.2 bar, TOKAI RIKA			7.0114				
All engines						7.1090 T20		
ENGINE								
3.5 VVTi [ExtraEU]	Petrol	232	05/08-11/11	2GR-FSE				
Engine	Information			S10	T10	T20 - T23	T22 - T25	
All engines	COL:black, spanner size 24, switch press. 0.2 bar, TOKAI RIKA			7.0114				
All engines						7.1090 T20		
ENGINE								
300	Petrol	156	01/93-08/97	2JZ-GE				
Engine	Information			S10	T10	T20 - T23	T22 - T25	
All engines				7.0114		7.1090 T20		
ENGINE								
300	Petrol	161	10/00-12/04	2JZ-GE				
Engine	Information			S10	T10	T20 - T23	T22 - T25	
All engines	COL:black, spanner size 24, switch press. 0.2 bar, TOKAI RIKA			7.0114				
All engines	MATSUSHITA, spanner size 14, thread M10x1.25					7.1090 T20		
ENGINE								
300	Petrol	170	04/05-11/11	3GR-FE				
Engine	Information			S10	T10	T20 - T23	T22 - T25	
All engines	COL:black, spanner size 24, switch press. 0.2 bar, TOKAI RIKA			7.0114				
All engines						7.1090 T20		
ENGINE								
300	Petrol	183	04/05-11/11	3GR-FSE				
Engine	Information			S10	T10	T20 - T23	T22 - T25	
All engines	COL:black, spanner size 24, switch press. 0.2 bar, TOKAI RIKA			7.0114				
All engines						7.1090 T20		
ENGINE								
300h	Petrol/ Electro	133	10/13->	2AR-FSE				
Engine	Information			S10	T10	T20 - T23	T22 - T25	
All engines	COL:black, spanner size 24, switch press. 0.2 bar, TOKAI RIKA			7.0114				
ENGINE								
350	Petrol	233	03/12->	2GR-FSE				
Engine	Information			S10	T10	T20 - T23	T22 - T25	
All engines	COL:black, spanner size 24, switch press. 0.2 bar, TOKAI RIKA			7.0114				
ENGINE								
350	Petrol	234	01/12->	2GR-FSE				
Engine	Information			S10	T10	T20 - T23	T22 - T25	
All engines	COL:black, spanner size 24, switch press. 0.2 bar, TOKAI RIKA			7.0114				
ENGINE								
350 AWD	Petrol	226	09/06-11/11	2GR-FSE				
Engine	Information			S10	T10	T20 - T23	T22 - T25	
All engines	COL:black, spanner size 24, switch press. 0.2 bar, TOKAI RIKA			7.0114				
All engines						7.1090 T20		
ENGINE								
350 AWD	Petrol	233	03/12->	2GR-FSE				
Engine	Information			S10	T10	T20 - T23	T22 - T25	
All engines	COL:black, spanner size 24, switch press. 0.2 bar, TOKAI RIKA			7.0114				
ENGINE								
4.0	Petrol	216	08/97-12/00	1UZ-FE				
Engine	Information			S10	T10	T20 - T23	T22 - T25	
All engines	COL:black, spanner size 24, switch press. 0.2 bar, TOKAI RIKA			7.0114				
All engines	MATSUSHITA, spanner size 14, thread M10x1.25					7.1090 T20		

S10	OIL PRESSURE WARNING LIGHT SWITCH	T10	REVERSING LIGHT SWITCH	T20	BRAKE LIGHT SWITCH
T22	SWITCH CLUTCH CONTROL (CRUISE CONTROL)	T23	SWITCH BRAKE ACTUATION (ENGINE TIMING)	T25	SWITCH CLUTCH CONTROL (ENGINE CONTROL)

FUNCTIONS ON THE VEHICLE

Vehicle	alim.	kW	Date	Engine	 S10	 T10	 T20 - T23	 T22 - T25
---------	-------	----	------	--------	---	---	--	---

ENGINE				
430	Petrol	208	11/00-11/11	3UZ-FE

Engine	Information	S10	T10	T20 - T23	T22 - T25
All engines	COL:black, spanner size 24, switch press. 0.2 bar, TOKAI RIKA	7.0114			
All engines	MATSUSHITA, spanner size 14, thread M10x1.25			7.1090 T20	

ENGINE				
450h	Petrol/ Electro	213	07/12->	2GR-FXE

Engine	Information	S10	T10	T20 - T23	T22 - T25
All engines	COL:black, spanner size 24, switch press. 0.2 bar, TOKAI RIKA	7.0114			

ENGINE				
450h	Petrol/ Electro	215	01/12->	2GR-FXE

Engine	Information	S10	T10	T20 - T23	T22 - T25
All engines	COL:black, spanner size 24, switch press. 0.2 bar, TOKAI RIKA	7.0114			

ENGINE				
450h	Petrol/ Electro	218	02/06-11/11	2GR-FSE

Engine	Information	S10	T10	T20 - T23	T22 - T25
All engines	COL:black, spanner size 24, switch press. 0.2 bar, TOKAI RIKA	7.0114			
All engines				7.1090 T20	

ENGINE				
450h	Petrol/ Electro	254	02/06-11/11	2GR-FSE

Engine	Information	S10	T10	T20 - T23	T22 - T25
All engines	COL:black, spanner size 24, switch press. 0.2 bar, TOKAI RIKA	7.0114			
All engines				7.1090 T20	

ENGINE				
460	Petrol	255	09/07-11/11	1UR-FSE

Engine	Information	S10	T10	T20 - T23	T22 - T25
All engines	COL:black, spanner size 24, switch press. 0.2 bar, TOKAI RIKA	7.0114			
All engines				7.1090 T20	

ENGINE				
F	Petrol	351	09/15->	2UR-GSE

Engine	Information	S10	T10	T20 - T23	T22 - T25
All engines	COL:black, spanner size 24, switch press. 0.2 bar, TOKAI RIKA	7.0114			

ENGINE				
4.6 VVTi	Petrol	218	01/10->	1UR-FE

Engine	Information	S10	T10	T20 - T23	T22 - T25
All engines	COL:black, spanner size 24, switch press. 0.2 bar, TOKAI RIKA	7.0114			
All engines				7.1254 T20	

ENGINE				
470	Petrol	175	11/01-11/09	2UZ-FE

Engine	Information	S10	T10	T20 - T23	T22 - T25
All engines	COL:black, spanner size 24, switch press. 0.2 bar, TOKAI RIKA	7.0114			
All engines				7.1212 T20	

ENGINE				
470	Petrol	199	11/01-11/09	2UZ-FE



Engine	Information	S10	T10	T20 - T23	T22 - T25
All engines	COL:black, spanner size 24, switch press. 0.2 bar, TOKAI RIKA	7.0114			
All engines				7.1212 T20	

ENGINE				
2.4 VVTi Hybrid [ExtraEU]	Diesel/ Electro	110	06/09->	2AZ-FXE

Engine	Information	S10	T10	T20 - T23	T22 - T25
All engines	COL:black, spanner size 24, switch press. 0.2 bar, TOKAI RIKA	7.0114			
All engines				7.1254 T20	

S10 OIL PRESSURE WARNING LIGHT SWITCH	T10 REVERSING LIGHT SWITCH	T20 BRAKE LIGHT SWITCH
T22 SWITCH CLUTCH CONTROL (CRUISE CONTROL)	T23 SWITCH BRAKE ACTUATION (ENGINE TIMING)	T25 SWITCH CLUTCH CONTROL (ENGINE CONTROL)

FUNCTIONS ON THE VEHICLE

Vehicle	alim.	kW	Date	Engine	 S10	 T10	 T20 - T23	 T22 - T25
---------	-------	----	------	--------	---	---	--	---

IS I

200	Petrol	114	04/99-10/05	ENGINE
				1G-FE

Engine	Information	S10	T10	T20 - T23	T22 - T25
All engines	COL:black, spanner size 24, switch press. 0.2 bar, TOKAI RIKA	7.0114			
All engines			7.6162		
All engines	man., MATSUSHITA			7.1089	T20
All engines	aut., MATSUSHITA, spanner size 14, thread M10x1.25			7.1090	T20

300	Petrol	157	09/01-10/05	ENGINE
				2JZ-GE

Engine	Information	S10	T10	T20 - T23	T22 - T25
All engines	COL:black, spanner size 24, switch press. 0.2 bar, TOKAI RIKA	7.0114			
All engines	man., MATSUSHITA			7.1089	T20
All engines	aut., MATSUSHITA, spanner size 14, thread M10x1.25			7.1090	T20

IS II

200d	Diesel	110	07/10-07/12	ENGINE
				2AD-FTV

Engine	Information	S10	T10	T20 - T23	T22 - T25
All engines	COL:black, spanner size 24, switch press. 0.2 bar, TOKAI RIKA	7.0114			
All engines	spanner size 27, thread M18x1.5		7.6197		
All engines				7.1090	T20
					7.1257, 7.1258
					T22, T25

220d	Diesel	130	08/05-07/12	ENGINE
				2AD-FHV

Engine	Information	S10	T10	T20 - T23	T22 - T25
All engines	COL:black, spanner size 24, switch press. 0.2 bar, TOKAI RIKA	7.0114			
All engines	spanner size 27, thread M18x1.5		7.6197		
All engines				7.1090	T20
					7.1258
					T22

250	Petrol	153	08/05->	ENGINE
				4GR-FSE

Engine	Information	S10	T10	T20 - T23	T22 - T25
All engines	COL:black, spanner size 24, switch press. 0.2 bar, TOKAI RIKA	7.0114			
All engines	spanner size 27, thread M18x1.5		7.6197		
All engines				7.1090	T20
					7.1257, 7.1258
					T22, T25

250	Petrol	157	08/10->	ENGINE
				4GR-FSE

Engine	Information	S10	T10	T20 - T23	T22 - T25
All engines		7.0114	7.6197		7.1258
All engines	+alarm switch				T22
					7.1257
					T22

250	Petrol	158	11/10-03/13	ENGINE
				4GR-FSE

Engine	Information	S10	T10	T20 - T23	T22 - T25
All engines		7.0114	7.6197		7.1258
All engines	-> 31/07/08			7.1090	T20
All engines	+alarm switch				7.1257
					T22

250 AWD	Petrol	153	10/05-03/13	ENGINE
				4GR-FSE

Engine	Information	S10	T10	T20 - T23	T22 - T25
All engines	COL:black, spanner size 24, switch press. 0.2 bar, TOKAI RIKA	7.0114			
All engines				7.1090	T20

250 AWD	Petrol	158	11/10-03/13	ENGINE
				4GR-FSE

Engine	Information	S10	T10	T20 - T23	T22 - T25
All engines		7.0114	7.6197		7.1258
All engines	-> 31/07/08			7.1090	T20
All engines	+alarm switch				7.1257
					T22

350	Petrol	228	04/09->	ENGINE
				2GR-FSE

Engine	Information	S10	T10	T20 - T23	T22 - T25
All engines		7.0114			

S10	OIL PRESSURE WARNING LIGHT SWITCH	T10	REVERSING LIGHT SWITCH	T20	BRAKE LIGHT SWITCH
T22	SWITCH CLUTCH CONTROL (CRUISE CONTROL)	T23	SWITCH BRAKE ACTUATION (ENGINE TIMING)	T25	SWITCH CLUTCH CONTROL (ENGINE CONTROL)

FUNCTIONS ON THE VEHICLE

Vehicle	alim.	kW	Date	Engine	 S10	 T10	 T20 - T23	 T22 - T25
---------	-------	----	------	--------	---	---	--	---

ENGINE				
350	Petrol	234	01/08->	2GR-FSE

Engine	Information	S10	T10	T20 - T23	T22 - T25
All engines		7.0114			

ENGINE				
IS F	Petrol	311	11/07-03/13	2UR-GSE

Engine	Information	S10	T10	T20 - T23	T22 - T25
All engines	COL:black, spanner size 24, switch press. 0.2 bar, TOKAI RIKAI	7.0114			
All engines				7.1090 T20	

ENGINE				
250	Petrol	153	04/13->	4GR-FSE

Engine	Information	S10	T10	T20 - T23	T22 - T25
All engines	COL:black, spanner size 24, switch press. 0.2 bar, TOKAI RIKAI	7.0114			

ENGINE				
300h	Petrol/ Electro	133	04/13->	2AR-FSE

Engine	Information	S10	T10	T20 - T23	T22 - T25
All engines	COL:black, spanner size 24, switch press. 0.2 bar, TOKAI RIKAI	7.0114			

ENGINE				
500	Petrol	351	11/16->	2UR-GSE

Engine	Information	S10	T10	T20 - T23	T22 - T25
All engines	COL:black, spanner size 24, switch press. 0.2 bar, TOKAI RIKAI	7.0114			

ENGINE				
500h	Petrol/ Electro	220	11/16->	8GR-FXS

Engine	Information	S10	T10	T20 - T23	T22 - T25
All engines	COL:black, spanner size 24, switch press. 0.2 bar, TOKAI RIKAI	7.0114			

ENGINE				
4.0	Petrol	209	08/97-09/98	1UZ-FE

Engine	Information	S10	T10	T20 - T23	T22 - T25
All engines	COL:black, spanner size 24, switch press. 0.2 bar, TOKAI RIKAI	7.0114			
All engines	MATSUSHITA, spanner size 14, thread M10x1.25			7.1090 T20	

ENGINE				
4.6 VVTi [ExtraEU]	Petrol	283	10/09->	1UR-FSE

Engine	Information	S10	T10	T20 - T23	T22 - T25
All engines	COL:black, spanner size 24, switch press. 0.2 bar, TOKAI RIKAI	7.0114			
All engines	-> 01/08/12			7.1090 T20	

ENGINE				
400	Petrol	180	12/89-12/95	1UZ-FE

Engine	Information	S10	T10	T20 - T23	T22 - T25
All engines	-> 01/08/92	7.0035			
All engines	01/08/92 ->	7.0114			
All engines	-> 01/01/91			7.1053 T20	
All engines	01/01/91 ->			7.1090 T20	

ENGINE				
400	Petrol	194	12/94-08/97	1UZ-FE

Engine	Information	S10	T10	T20 - T23	T22 - T25
All engines	COL:black, spanner size 24, switch press. 0.2 bar, TOKAI RIKAI	7.0114			
All engines	MATSUSHITA, spanner size 14, thread M10x1.25			7.1090 T20	

ENGINE				
400	Petrol	203	09/98-10/00	1UZ-FE

Engine	Information	S10	T10	T20 - T23	T22 - T25
All engines	COL:black, spanner size 24, switch press. 0.2 bar, TOKAI RIKAI	7.0114			
All engines	MATSUSHITA, spanner size 14, thread M10x1.25			7.1090 T20	

S10 OIL PRESSURE WARNING LIGHT SWITCH	T10 REVERSING LIGHT SWITCH	T20 BRAKE LIGHT SWITCH
T22 SWITCH CLUTCH CONTROL (CRUISE CONTROL)	T23 SWITCH BRAKE ACTUATION (ENGINE TIMING)	T25 SWITCH CLUTCH CONTROL (ENGINE CONTROL)

FUNCTIONS ON THE VEHICLE

Vehicle	alim.	kW	Date	Engine	 S10	 T10	 T20 - T23	 T22 - T25
---------	-------	----	------	--------	---	---	--	---

				ENGINE
400	Petrol	216	10/97-12/00	1UZ-FE

Engine	Information	S10	T10	T20 - T23	T22 - T25
All engines	COL:black, spanner size 24, switch press. 0.2 bar, TOKAI RIKA	7.0114			
All engines	MATSUSHITA, spanner size 14, thread M10x1.25			7.1090 T20	

LS III

				ENGINE
430	Petrol	207	10/00-08/06	3UZ-FE

Engine	Information	S10	T10	T20 - T23	T22 - T25
All engines	COL:black, spanner size 24, switch press. 0.2 bar, TOKAI RIKA	7.0114			
All engines				7.1090 T20	

				ENGINE
430	Petrol	208	10/00-08/06	3UZ-FE

Engine	Information	S10	T10	T20 - T23	T22 - T25
All engines	COL:black, spanner size 24, switch press. 0.2 bar, TOKAI RIKA	7.0114			
All engines				7.1090 T20	

LS IV

				ENGINE
460	Petrol	255	05/08->	1UR-FE

Engine	Information	S10	T10	T20 - T23	T22 - T25
All engines	COL:black, spanner size 24, switch press. 0.2 bar, TOKAI RIKA	7.0114			
All engines				7.1090 T20	

				ENGINE
460	Petrol	280	04/06->	1UR-FSE

Engine	Information	S10	T10	T20 - T23	T22 - T25
All engines	COL:black, spanner size 24, switch press. 0.2 bar, TOKAI RIKA	7.0114			
All engines				7.1090 T20	

				ENGINE
460	Petrol	285	09/12->	1UR-FSE

Engine	Information	S10	T10	T20 - T23	T22 - T25
All engines	COL:black, spanner size 24, switch press. 0.2 bar, TOKAI RIKA	7.0114			
All engines				7.1090 T20	

				ENGINE
460 4WD	Petrol	280	08/06->	1UR-FSE

Engine	Information	S10	T10	T20 - T23	T22 - T25
All engines	COL:black, spanner size 24, switch press. 0.2 bar, TOKAI RIKA	7.0114			
All engines				7.1090 T20	

				ENGINE
460 AWD	Petrol	270	12/08->	1UR-FSE

Engine	Information	S10	T10	T20 - T23	T22 - T25
All engines	COL:black, spanner size 24, switch press. 0.2 bar, TOKAI RIKA	7.0114			
All engines				7.1090 T20	

				ENGINE
460 AWD	Petrol	272	09/12->	1UR-FSE

Engine	Information	S10	T10	T20 - T23	T22 - T25
All engines	COL:black, spanner size 24, switch press. 0.2 bar, TOKAI RIKA	7.0114			
All engines				7.1090 T20	

				ENGINE
600h	Petrol/ Electro	290	08/07->	2UR-FSE




Engine	Information	S10	T10	T20 - T23	T22 - T25
All engines	COL:black, spanner size 24, switch press. 0.2 bar, TOKAI RIKA	7.0114			
All engines				7.1090 T20	

				ENGINE
600h AWD	Petrol/ Electro	272	07/12->	2UR-FSE

Engine	Information	S10	T10	T20 - T23	T22 - T25
All engines	COL:black, spanner size 24, switch press. 0.2 bar, TOKAI RIKA	7.0114			

S10 OIL PRESSURE WARNING LIGHT SWITCH	T10 REVERSING LIGHT SWITCH	T20 BRAKE LIGHT SWITCH
T22 SWITCH CLUTCH CONTROL (CRUISE CONTROL)	T23 SWITCH BRAKE ACTUATION (ENGINE TIMING)	T25 SWITCH CLUTCH CONTROL (ENGINE CONTROL)

FUNCTIONS ON THE VEHICLE

Vehicle	alim.	kW	Date	Engine	 S10	 T10	 T20 - T23	 T22 - T25
---------	-------	----	------	--------	---	---	--	---

LSV

ENGINE					S10	T10	T20 - T23	T22 - T25
500 AWD	Petrol	307	12/17->	V35A-FTS				
Engine	Information				S10	T10	T20 - T23	T22 - T25
All engines	COL:black, spanner size 24, switch press. 0.2 bar, TOKAI RIKA				7.0114			
ENGINE								
500h	Petrol/ Electro	220	10/17->	8GR-FXS				
Engine	Information				S10	T10	T20 - T23	T22 - T25
All engines	COL:black, spanner size 24, switch press. 0.2 bar, TOKAI RIKA				7.0114			
ENGINE								
500h AWD	Petrol/ Electro	220	10/17->	8GR-FXS				
Engine	Information				S10	T10	T20 - T23	T22 - T25
All engines	COL:black, spanner size 24, switch press. 0.2 bar, TOKAI RIKA				7.0114			





LX

ENGINE					S10	T10	T20 - T23	T22 - T25
470	Petrol	173	05/98-03/08	2UZ-FE				
Engine	Information				S10	T10	T20 - T23	T22 - T25
All engines	MATSUSHITA, spanner size 14, thread M10x1.25						7.1090 T20	
ENGINE								
470	Petrol	197	05/98-10/02	2UZ-FE				
Engine	Information				S10	T10	T20 - T23	T22 - T25
All engines	MATSUSHITA, spanner size 14, thread M10x1.25						7.1090 T20	
ENGINE								
470	Petrol	202	08/02-03/08	2UZ-FE				
Engine	Information				S10	T10	T20 - T23	T22 - T25
All engines	MATSUSHITA, spanner size 14, thread M10x1.25						7.1090 T20	
ENGINE								
570	Petrol	270	11/07->	3UR-FE				
Engine	Information				S10	T10	T20 - T23	T22 - T25
All engines							7.1254 T20	
ENGINE								
570	Petrol	282	11/07->	3UR-FE				
Engine	Information				S10	T10	T20 - T23	T22 - T25
All engines							7.1254 T20	
ENGINE								
570	Petrol	285	08/07->	3UR-FE				
Engine	Information				S10	T10	T20 - T23	T22 - T25
All engines							7.1254 T20	

NX

ENGINE					S10	T10	T20 - T23	T22 - T25
200	Petrol	110	11/14->	3ZR-FAE				
Engine	Information				S10	T10	T20 - T23	T22 - T25
All engines	COL:black, spanner size 24, switch press. 0.2 bar, TOKAI RIKA				7.0114			
ENGINE								
200 AWD	Petrol	110	11/14->	3ZR-FAE				
Engine	Information				S10	T10	T20 - T23	T22 - T25
All engines	COL:black, spanner size 24, switch press. 0.2 bar, TOKAI RIKA				7.0114			
ENGINE								
300h	Petrol/ Electro	114	07/14->	2AR-FXE				
Engine	Information				S10	T10	T20 - T23	T22 - T25
All engines	COL:black, spanner size 24, switch press. 0.2 bar, TOKAI RIKA				7.0114			
ENGINE								
300h AWD	Petrol/ Electro	114	07/14->	2AR-FXE				
Engine	Information				S10	T10	T20 - T23	T22 - T25
All engines	COL:black, spanner size 24, switch press. 0.2 bar, TOKAI RIKA				7.0114			

S10	OIL PRESSURE WARNING LIGHT SWITCH	T10	REVERSING LIGHT SWITCH	T20	BRAKE LIGHT SWITCH
T22	SWITCH CLUTCH CONTROL (CRUISE CONTROL)	T23	SWITCH BRAKE ACTUATION (ENGINE TIMING)	T25	SWITCH CLUTCH CONTROL (ENGINE CONTROL)

Vehicle	alim.	kW	Date	Engine	FUNCTIONS ON THE VEHICLE			
					 S10	 T10	 T20 - T23	 T22 - T25

RC

				ENGINE
3.5 [ExtraEU]	Petrol	234	09/14->	2GR-FSE

Engine	Information	S10	T10	T20 - T23	T22 - T25
All engines	COL:black, spanner size 24, switch press. 0.2 bar, TOKAI RIKA	7.0114			

				ENGINE
300h	Petrol/ Electro	133	09/14->	2AR-FSE

Engine	Information	S10	T10	T20 - T23	T22 - T25
All engines	COL:black, spanner size 24, switch press. 0.2 bar, TOKAI RIKA	7.0114			

				ENGINE
F	Petrol	330	08/14->	2UR-GSE

Engine	Information	S10	T10	T20 - T23	T22 - T25
All engines	COL:black, spanner size 24, switch press. 0.2 bar, TOKAI RIKA	7.0114			

				ENGINE
F	Petrol	341	03/18->	2UR-GSE

Engine	Information	S10	T10	T20 - T23	T22 - T25
All engines	COL:black, spanner size 24, switch press. 0.2 bar, TOKAI RIKA	7.0114			

				ENGINE
F	Petrol	344	08/14->	2UR-GSE

Engine	Information	S10	T10	T20 - T23	T22 - T25
All engines	COL:black, spanner size 24, switch press. 0.2 bar, TOKAI RIKA	7.0114			

				ENGINE
F	Petrol	351	08/14->	2UR-GSE

Engine	Information	S10	T10	T20 - T23	T22 - T25
All engines	COL:black, spanner size 24, switch press. 0.2 bar, TOKAI RIKA	7.0114			

RX I

				ENGINE
300	Petrol	148	01/98-02/03	1MZ-FE

Engine	Information	S10	T10	T20 - T23	T22 - T25
All engines	COL:black, spanner size 24, switch press. 0.2 bar, TOKAI RIKA	7.0114			
All engines	MATSUSHITA, spanner size 14, thread M10x1.25			7.1090 T20	

				ENGINE
300	Petrol	164	10/99-02/03	1MZ-FE

Engine	Information	S10	T10	T20 - T23	T22 - T25
All engines	COL:black, spanner size 24, switch press. 0.2 bar, TOKAI RIKA	7.0114			
All engines	MATSUSHITA, spanner size 14, thread M10x1.25			7.1090 T20	

				ENGINE
300 AWD	Petrol	148	10/00-05/03	1MZ-FE

Engine	Information	S10	T10	T20 - T23	T22 - T25
All engines	COL:black, spanner size 24, switch press. 0.2 bar, TOKAI RIKA	7.0114			
All engines	-cruise control, MATSUSHITA			7.1089 T20	
All engines	+cruise control, MATSUSHITA, spanner size 14, thread M10x1.25			7.1090 T20	

				ENGINE
300 AWD	Petrol	164	01/98-02/03	1MZ-FE

Engine	Information	S10	T10	T20 - T23	T22 - T25
All engines	COL:black, spanner size 24, switch press. 0.2 bar, TOKAI RIKA	7.0114			
All engines	-cruise control, MATSUSHITA			7.1089 T20	
All engines	+cruise control, MATSUSHITA, spanner size 14, thread M10x1.25			7.1090 T20	

RX II

				ENGINE
300	Petrol	150	05/03-12/08	1MZ-FE

Engine	Information	S10	T10	T20 - T23	T22 - T25
All engines	COL:black, spanner size 24, switch press. 0.2 bar, TOKAI RIKA	7.0114			
All engines				7.1090 T20	

S10	OIL PRESSURE WARNING LIGHT SWITCH	T10	REVERSING LIGHT SWITCH	T20	BRAKE LIGHT SWITCH
T22	SWITCH CLUTCH CONTROL (CRUISE CONTROL)	T23	SWITCH BRAKE ACTUATION (ENGINE TIMING)	T25	SWITCH CLUTCH CONTROL (ENGINE CONTROL)

FUNCTIONS ON THE VEHICLE

Vehicle	alim.	kW	Date	Engine	 S10	 T10	 T20 - T23	 T22 - T25
---------	-------	----	------	--------	---	---	--	---

				ENGINE
330	Petrol	171	04/03-01/06	3MZ-FE

Engine	Information	S10	T10	T20 - T23	T22 - T25
All engines	COL:black, spanner size 24, switch press. 0.2 bar, TOKAI RIKAI	7.0114			
All engines				7.1090 T20	

				ENGINE
330 AWD	Petrol	171	04/03-12/08	3MZ-FE

Engine	Information	S10	T10	T20 - T23	T22 - T25
All engines	COL:black, spanner size 24, switch press. 0.2 bar, TOKAI RIKAI	7.0114			
All engines				7.1090 T20	

				ENGINE
350	Petrol	203	01/06-12/08	2GR-FE

Engine	Information	S10	T10	T20 - T23	T22 - T25
All engines	COL:black, spanner size 24, switch press. 0.2 bar, TOKAI RIKAI	7.0114			
All engines				7.1090 T20	

				ENGINE
350 AWD	Petrol	203	02/06-12/08	2GR-FE

Engine	Information	S10	T10	T20 - T23	T22 - T25
All engines	COL:black, spanner size 24, switch press. 0.2 bar, TOKAI RIKAI	7.0114			
All engines				7.1090 T20	

				ENGINE
400h	Petrol/ Electro	155	09/05-12/08	3MZ-FE

Engine	Information	S10	T10	T20 - T23	T22 - T25
All engines	COL:black, spanner size 24, switch press. 0.2 bar, TOKAI RIKAI	7.0114			
All engines				7.1090 T20	

				ENGINE
400h AWD	Petrol/ Electro	155	09/04-12/08	3MZ-FE

Engine	Information	S10	T10	T20 - T23	T22 - T25
All engines	COL:black, spanner size 24, switch press. 0.2 bar, TOKAI RIKAI	7.0114			
All engines				7.1090 T20	

RX III

				ENGINE
270	Petrol	138	12/08-10/15	1AR-FE

Engine	Information	S10	T10	T20 - T23	T22 - T25
All engines	COL:black, spanner size 24, switch press. 0.2 bar, TOKAI RIKAI	7.0114			
All engines	-> 01/03/12			7.1090 T20	

				ENGINE
350	Petrol	202	01/09-09/15	2GR-FE

Engine	Information	S10	T10	T20 - T23	T22 - T25
All engines	COL:black, FOR:(CDN), FOR:(J), FOR:(USA), spanner size 24, switch press. 0.2 bar, TOKAI RIKAI	7.0114			
All engines	-> 01/04/12			7.1090 T20	

				ENGINE
350 AWD	Petrol	204	12/08-08/15	2GR-FE

Engine	Information	S10	T10	T20 - T23	T22 - T25
All engines	COL:black, FOR:(CDN), FOR:(J), FOR:(USA), spanner size 24, switch press. 0.2 bar, TOKAI RIKAI	7.0114			
All engines	-> 01/04/12			7.1090 T20	





				ENGINE
350 AWD	Petrol	206	03/09-02/12	2GR-FE

Engine	Information	S10	T10	T20 - T23	T22 - T25
All engines		7.0114			

				ENGINE
450h	Petrol/ Electro	183	12/08-10/15	2GR-FXE

Engine	Information	S10	T10	T20 - T23	T22 - T25
All engines	COL:black, spanner size 24, switch press. 0.2 bar, TOKAI RIKAI	7.0114			
All engines	-> 01/03/12			7.1090 T20	

S10 OIL PRESSURE WARNING LIGHT SWITCH	T10 REVERSING LIGHT SWITCH	T20 BRAKE LIGHT SWITCH
T22 SWITCH CLUTCH CONTROL (CRUISE CONTROL)	T23 SWITCH BRAKE ACTUATION (ENGINE TIMING)	T25 SWITCH CLUTCH CONTROL (ENGINE CONTROL)

				FUNCTIONS ON THE VEHICLE				
Vehicle	alim.	kW	Date	Engine	 S10	 T10	 T20 - T23	 T22 - T25
				ENGINE				
450h	Petrol/ Electro	220	12/08-10/15	2GR-FXE				
Engine	Information			S10	T10	T20 - T23	T22 - T25	
All engines				7.0114				
				ENGINE				
450h AWD	Petrol/ Electro	183	12/08-10/15	2GR-FXE				
Engine	Information			S10	T10	T20 - T23	T22 - T25	
All engines	COL:black, spanner size 24, switch press. 0.2 bar, TOKAI RIKA			7.0114				
All engines	-> 01/03/12					7.1090	T20	
				ENGINE				
450h AWD	Petrol/ Electro	220	12/08-10/15	2GR-FXE				
Engine	Information			S10	T10	T20 - T23	T22 - T25	
All engines				7.0114				
				ENGINE				
RX IV				ENGINE				
3.5 VVTi Hybrid [ExtraEU]	Diesel/ Electro	193	10/15->	2GR-FXS				
Engine	Information			S10	T10	T20 - T23	T22 - T25	
All engines	COL:black, spanner size 24, switch press. 0.2 bar, TOKAI RIKA			7.0114				
				ENGINE				
350 4WD	Petrol	221	10/15->	2GR-FKS				
Engine	Information			S10	T10	T20 - T23	T22 - T25	
All engines	COL:black, spanner size 24, switch press. 0.2 bar, TOKAI RIKA			7.0114				
				ENGINE				
450h AWD	Petrol/ Electro	193	11/15->	2GR-FXS				
Engine	Information			S10	T10	T20 - T23	T22 - T25	
All engines	COL:black, spanner size 24, switch press. 0.2 bar, TOKAI RIKA			7.0114				
				ENGINE				
450h AWD	Petrol/ Electro	230	11/15->	2GR-FXS				
Engine	Information			S10	T10	T20 - T23	T22 - T25	
All engines	COL:black, spanner size 24, switch press. 0.2 bar, TOKAI RIKA			7.0114				
				ENGINE				
SC				ENGINE				
430	Petrol	210	05/01-07/10	3UZ-FE				
Engine	Information			S10	T10	T20 - T23	T22 - T25	
All engines	COL:black, spanner size 24, switch press. 0.2 bar, TOKAI RIKA			7.0114				
All engines						7.1090	T20	
				ENGINE				
430	Petrol	215	01/01-07/10	3UZ-FE				
Engine	Information			S10	T10	T20 - T23	T22 - T25	
All engines	COL:black, spanner size 24, switch press. 0.2 bar, TOKAI RIKA			7.0114				
All engines						7.1090	T20	
				ENGINE				
430	Petrol	244	05/01-07/10	3UZ-FE				
Engine	Information			S10	T10	T20 - T23	T22 - T25	
All engines	COL:black, spanner size 24, switch press. 0.2 bar, TOKAI RIKA			7.0114				
All engines						7.1090	T20	
				ENGINE				
SC_300				ENGINE				
3.0i	Petrol	0	01/91->	2JZGE				
Engine	Information			S10	T10	T20 - T23	T22 - T25	
All engines	-> 01/08/92			7.0035				
All engines	01/08/92 ->			7.0114				
All engines					7.6162	7.1090	T20	

S10	OIL PRESSURE WARNING LIGHT SWITCH	T10	REVERSING LIGHT SWITCH	T20	BRAKE LIGHT SWITCH
T22	SWITCH CLUTCH CONTROL (CRUISE CONTROL)	T23	SWITCH BRAKE ACTUATION (ENGINE TIMING)	T25	SWITCH CLUTCH CONTROL (ENGINE CONTROL)





FUNCTIONS ON THE VEHICLE

Vehicle	alim.	kW	Date	Engine				
					S10	T10	T20 - T23	T22 - T25

SC_400				ENGINE
4.0i	Petrol	0	01/91->	1UZFE

Engine	Information	S10	T10	T20 - T23	T22 - T25
All engines	-> 01/08/92	7.0035			
All engines	01/08/92 ->	7.0114			
All engines				7.1090 T20	

S10	OIL PRESSURE WARNING LIGHT SWITCH	T10	REVERSING LIGHT SWITCH	T20	BRAKE LIGHT SWITCH
T22	SWITCH CLUTCH CONTROL (CRUISE CONTROL)	T23	SWITCH BRAKE ACTUATION (ENGINE TIMING)	T25	SWITCH CLUTCH CONTROL (ENGINE CONTROL)

Vehicle	alim.	kW	Date	Engine	FUNCTIONS ON THE VEHICLE			
					 S10	 T10	 T20 - T23	 T22 - T25

TGE

				ENGINE
2.0 TDI	Diesel	103	11/16->	DAUA

Engine	Information	S10	T10	T20 - T23	T22 - T25
All engines			7.6266	7.1232 T20	

				ENGINE
2.0 TDI	Diesel	130	11/16->	DAVA

Engine	Information	S10	T10	T20 - T23	T22 - T25
All engines			7.6266	7.1232 T20	

				ENGINE
2.0 TDI	Diesel	75	11/16->	DAUB

Engine	Information	S10	T10	T20 - T23	T22 - T25
All engines			7.6266	7.1232 T20	

				ENGINE
2.0 TDI AWD	Diesel	103	04/17->	DAUA

Engine	Information	S10	T10	T20 - T23	T22 - T25
All engines			7.6266	7.1232 T20	

				ENGINE
2.0 TDI AWD	Diesel	130	03/17->	DAVA

Engine	Information	S10	T10	T20 - T23	T22 - T25
All engines			7.6266	7.1232 T20	

				ENGINE
2.0 TDI RWD	Diesel	103	10/17->	DASB

Engine	Information	S10	T10	T20 - T23	T22 - T25
All engines			7.6215	7.1232 T20	

				ENGINE
2.0 TDI RWD	Diesel	130	05/17->	DAWA

Engine	Information	S10	T10	T20 - T23	T22 - T25
All engines	t.tnr. S2S		7.6215		
All engines				7.1232 T20	

				ENGINE
2.0 TDI RWD	Diesel	90	08/17->	DASA

Engine	Information	S10	T10	T20 - T23	T22 - T25
All engines			7.6215	7.1232 T20	

TGE-SERIES

				ENGINE
2.0 TDi	Diesel	103	02/17->	DAUA

Engine	Information	S10	T10	T20 - T23	T22 - T25
All engines			7.6266	7.1232 T20	

				ENGINE
2.0 TDi	Diesel	130	02/17->	DAVA




Engine	Information	S10	T10	T20 - T23	T22 - T25
All engines			7.6266	7.1232 T20	

				ENGINE
2.0 TDi	Diesel	75	02/17->	DAUB

Engine	Information	S10	T10	T20 - T23	T22 - T25
All engines			7.6266	7.1232 T20	

S10 OIL PRESSURE WARNING LIGHT SWITCH	T10 REVERSING LIGHT SWITCH	T20 BRAKE LIGHT SWITCH
T22 SWITCH CLUTCH CONTROL (CRUISE CONTROL)	T23 SWITCH BRAKE ACTUATION (ENGINE TIMING)	T25 SWITCH CLUTCH CONTROL (ENGINE CONTROL)

FUNCTIONS ON THE VEHICLE





Vehicle	alim.	kW	Date	Engine				
					S10	T10	T20 - T23	T22 - T25

800

800				ENGINE
0.8	Petrol	26	01/91-12/06	F8B

Engine	Information	S10	T10	T20 - T23	T22 - T25
All engines		7.0017		7.1006 T20	
All engines	see connection type		7.6158		

S10	OIL PRESSURE WARNING LIGHT SWITCH	T10	REVERSING LIGHT SWITCH	T20	BRAKE LIGHT SWITCH
T22	SWITCH CLUTCH CONTROL (CRUISE CONTROL)	T23	SWITCH BRAKE ACTUATION (ENGINE TIMING)	T25	SWITCH CLUTCH CONTROL (ENGINE CONTROL)

Vehicle	alim.	kW	Date	Engine	FUNCTIONS ON THE VEHICLE			
					 S10	 T10	 T20 - T23	 T22 - T25

57

5.5	Petrol	405	09/02-12/12	ENGINE 285950
-----	--------	-----	-------------	------------------

Engine	Information	S10	T10	T20 - T23	T22 - T25
All engines				7.1206 T20	

6.0	Petrol	463	01/11-12/12	ENGINE 285980
-----	--------	-----	-------------	------------------

Engine	Information	S10	T10	T20 - T23	T22 - T25
All engines				7.1206 T20	

S6.0	Petrol	450	09/05-12/12	ENGINE 285980
------	--------	-----	-------------	------------------

Engine	Information	S10	T10	T20 - T23	T22 - T25
All engines				7.1206 T20	

62

5.5	Petrol	405	09/02-12/12	ENGINE 285950
-----	--------	-----	-------------	------------------

Engine	Information	S10	T10	T20 - T23	T22 - T25
All engines				7.1206 T20	

6.0	Petrol	463	01/11-12/12	ENGINE 285980
-----	--------	-----	-------------	------------------

Engine	Information	S10	T10	T20 - T23	T22 - T25
All engines				7.1206 T20	

S6.0	Petrol	450	09/05-12/12	ENGINE 285980
------	--------	-----	-------------	------------------

Engine	Information	S10	T10	T20 - T23	T22 - T25
All engines				7.1206 T20	

S10	OIL PRESSURE WARNING LIGHT SWITCH	T10	REVERSING LIGHT SWITCH	T20	BRAKE LIGHT SWITCH
T22	SWITCH CLUTCH CONTROL (CRUISE CONTROL)	T23	SWITCH BRAKE ACTUATION (ENGINE TIMING)	T25	SWITCH CLUTCH CONTROL (ENGINE CONTROL)

FUNCTIONS ON THE VEHICLE

Vehicle	alim.	kW	Date	Engine	 S10	 T10	 T20 - T23	 T22 - T25
---------	-------	----	------	--------	---	---	--	---

121 I

ENGINE
1.1 Petrol 42 10/87-10/90 B1, B116

Engine	Information	S10	T10	T20 - T23	T22 - T25
All engines	see connection type	7.0016, 7.0017			
All engines				7.1017 T20	

1.3

ENGINE
1.3 Petrol 40 04/89-10/90 B3

Engine	Information	S10	T10	T20 - T23	T22 - T25
All engines	see connection type	7.0016, 7.0017			
All engines				7.1017 T20	

1.3

ENGINE
1.3 Petrol 44 10/87-06/91 B3

Engine	Information	S10	T10	T20 - T23	T22 - T25
All engines	see connection type	7.0016, 7.0017			
All engines				7.1017 T20	

121 II

ENGINE
1.1 Petrol 40 11/90-10/93 B1

Engine	Information	S10	T10	T20 - T23	T22 - T25
All engines		7.0017		7.1017 T20	

1.3 16V

ENGINE
1.3 16V Petrol 39 11/90-03/96 B3 (16V)

Engine	Information	S10	T10	T20 - T23	T22 - T25
All engines		7.0017		7.1017 T20	

1.3 i 16V

ENGINE
1.3 i 16V Petrol 53 11/90-03/96 B3 (16V)

Engine	Information	S10	T10	T20 - T23	T22 - T25
All engines		7.0017		7.1017 T20	

121 III

ENGINE
1.25 Petrol 55 03/96-04/03 1E05, DHF, DHG

Engine	Information	S10	T10	T20 - T23	T22 - T25
All engines		7.0011		7.1041 T20	
All engines	+manual transmission, Conn. nr. 2, man., pole nr. 2		7.6212		

1.3

ENGINE
1.3 Petrol 37 03/96-04/03 1E03, JJK, JJM

Engine	Information	S10	T10	T20 - T23	T22 - T25
All engines		7.0011		7.1041 T20	
All engines	Conn. nr. 2, pole nr. 2		7.6212		

1.3

ENGINE
1.3 Petrol 44 01/96-04/03 1E04, 1E09, J4R, J4T

Engine	Information	S10	T10	T20 - T23	T22 - T25
All engines		7.0011		7.1041 T20	
All engines	Conn. nr. 2, pole nr. 2		7.6212		

1.8

ENGINE
1.8 Diesel 44 07/96-10/02 1E07

Engine	Information	S10	T10	T20 - T23	T22 - T25
All engines		7.0011		7.1041 T20	
All engines	Conn. nr. 2		7.6212		

1.8 D

ENGINE
1.8 D Diesel 44 03/96-04/03 1E07, RTJ, RTK

Engine	Information	S10	T10	T20 - T23	T22 - T25
All engines		7.0011		7.1041 T20	
All engines	Conn. nr. 2, pole nr. 2		7.6212		

1.8 TD

ENGINE
1.8 TD Diesel 55 02/00-10/02 1E10

Engine	Information	S10	T10	T20 - T23	T22 - T25
All engines	Conn. nr. 2		7.6212		
All engines				7.1041 T20	

S10 OIL PRESSURE WARNING LIGHT SWITCH	T10 REVERSING LIGHT SWITCH	T20 BRAKE LIGHT SWITCH
T22 SWITCH CLUTCH CONTROL (CRUISE CONTROL)	T23 SWITCH BRAKE ACTUATION (ENGINE TIMING)	T25 SWITCH CLUTCH CONTROL (ENGINE CONTROL)

FUNCTIONS ON THE VEHICLE

Vehicle	alim.	kW	Date	Engine	 S10	 T10	 T20 - T23	 T22 - T25
---------	-------	----	------	--------	---	---	--	---

2 I

				ENGINE
1.2	Petrol	55	02/03-06/07	FUJA

Engine	Information	S10	T10	T20 - T23	T22 - T25
All engines		7.0011	7.6212		7.1171 T22
All engines	01/12/04 ->			7.1137 T20	
All engines	-> 01/11/04			7.1231 T20	

				ENGINE
1.25	Petrol	55	04/03-06/07	FUJA

Engine	Information	S10	T10	T20 - T23	T22 - T25
All engines		7.0011	7.6212		7.1171 T22
All engines	01/12/04 ->			7.1137 T20	
All engines	-> 01/11/04			7.1231 T20	

				ENGINE
1.3 L	Petrol	67	04/03-06/07	ZJ-04

Engine	Information	S10	T10	T20 - T23	T22 - T25
All engines		7.0011	7.6212		7.1171 T22
All engines	01/12/04 ->			7.1137 T20	
All engines	-> 01/11/04			7.1231 T20	

				ENGINE
1.4	Petrol	59	02/03-06/07	FXJA

Engine	Information	S10	T10	T20 - T23	T22 - T25
All engines		7.0011	7.6212		7.1171 T22
All engines	01/12/04 ->			7.1137 T20	
All engines	-> 01/11/04			7.1231 T20	

				ENGINE
1.4 CD	Diesel	50	04/03-06/07	F6JA, F6JB

Engine	Information	S10	T10	T20 - T23	T22 - T25
All engines		7.0130	7.6212		7.1171 T22
All engines	-> 01/11/04			7.1137 T20	
All engines	01/12/04 ->			7.1231 T20	

				ENGINE
1.5	Petrol	82	04/03-06/07	ZY-VE

Engine	Information	S10	T10	T20 - T23	T22 - T25
All engines		7.0011	7.6212		7.1171 T22
All engines	15/11/04 ->, with control switch			7.1111 T20	
All engines	15/11/04 ->			7.1137 T20	
All engines	-> 15/11/04			7.1231 T20	
All engines	-> 15/11/04, with control switch			7.1237 T20	

				ENGINE
1.6	Petrol	74	02/03-06/07	FYJA

Engine	Information	S10	T10	T20 - T23	T22 - T25
All engines		7.0011	7.6212		7.1171 T22
All engines	01/12/04 ->			7.1137 T20	
All engines	-> 01/11/04			7.1231 T20	

2 II

				ENGINE
1.3	Petrol	55	10/07-06/15	ZJ06, ZJ-VE





Engine	Information	S10	T10	T20 - T23	T22 - T25
All engines		7.0017			
Eng. ZJ06			7.6283		
All engines	-> 29/07/10, -cruise control			7.1244 T20	
All engines	+cruise control, 29/07/10 ->			7.1245 T20	

				ENGINE
1.3	Petrol	63	10/07-06/15	ZJ07, ZJ-VE



Engine	Information	S10	T10	T20 - T23	T22 - T25
All engines		7.0017			
Eng. ZJ07			7.6283		
All engines	-> 29/07/10, -cruise control			7.1244 T20	
All engines	+cruise control, 29/07/10 ->			7.1245 T20	

S10 OIL PRESSURE WARNING LIGHT SWITCH	T10 REVERSING LIGHT SWITCH	T20 BRAKE LIGHT SWITCH
T22 SWITCH CLUTCH CONTROL (CRUISE CONTROL)	T23 SWITCH BRAKE ACTUATION (ENGINE TIMING)	T25 SWITCH CLUTCH CONTROL (ENGINE CONTROL)

FUNCTIONS ON THE VEHICLE

Vehicle	alim.	kW	Date	Engine	 S10	 T10	 T20 - T23	 T22 - T25
ENGINE								
1.3	Petrol	67	07/07-11/14	ZJ-VE				
Engine	Information			S10	T10	T20 - T23	T22 - T25	
All engines				7.0017				
All engines	-> 29/07/10					7.1244	T20	
All engines	29/07/10 ->					7.1245	T20	
ENGINE								
1.3 BiFuel	Petrol/ Petroleum Gas (LPG)	55	05/11-11/14	ZJ-46				
Engine	Information			S10	T10	T20 - T23	T22 - T25	
All engines				7.0017	7.6283			
All engines	-cruise control					7.1244	T20	
All engines	+cruise control					7.1245	T20	
ENGINE								
1.3 BiFuel	Petrol/ Petroleum Gas (LPG)	62	05/11-11/14	ZJ-46				
Engine	Information			S10	T10	T20 - T23	T22 - T25	
All engines				7.0017	7.6283			
All engines	-cruise control					7.1244	T20	
All engines	+cruise control					7.1245	T20	
ENGINE								
1.3 MZR	Petrol	62	01/10-06/15	ZJ-46, ZJ-VE				
Engine	Information			S10	T10	T20 - T23	T22 - T25	
All engines				7.0017				
Eng. ZJ-46					7.6283			
All engines	-> 29/07/10					7.1244	T20	
Eng. ZJ-VE	29/07/10 ->					7.1245	T20	
ENGINE								
1.4 MZR-CD	Diesel	50	01/08-06/15	Y404				
Engine	Information			S10	T10	T20 - T23	T22 - T25	
All engines				7.0130	7.6283	7.1231	T20	
ENGINE								
1.5	Petrol	76	10/07-06/15	ZY05, ZY-DE, ZY-VE				
Engine	Information			S10	T10	T20 - T23	T22 - T25	
All engines				7.0017				
Eng. ZY05					7.6283			
All engines	+manual transmission, -> 29/07/10, -cruise control					7.1244	T20	
All engines	+cruise control, +manual transmission, 29/07/10 ->					7.1245	T20	
Eng. ZY-DE, ZY-VE	+automatic transmission, -> 28/06/10					7.1269	T20	
Eng. ZY-DE, ZY-VE	+automatic transmission, 28/06/10 ->					7.1272	T20	
ENGINE								
1.5	Petrol	83	10/07-06/15	ZY06				
Engine	Information			S10	T10	T20 - T23	T22 - T25	
All engines				7.0017				
ENGINE								
1.5 i	Petrol	76	05/10-06/15	ZY-DE				
Engine	Information			S10	T10	T20 - T23	T22 - T25	
All engines				7.0017				
All engines	+manual transmission, -> 29/07/10, -cruise control					7.1244	T20	
All engines	+cruise control, +manual transmission, 29/07/10 ->					7.1245	T20	
All engines	+automatic transmission, -> 28/06/10					7.1269	T20	
All engines	+automatic transmission, 28/06/10 ->					7.1272	T20	
ENGINE								
1.5 MZR	Petrol	75	06/11-06/15	ZY05, ZY66				
Engine	Information			S10	T10	T20 - T23	T22 - T25	
All engines				7.0017				
Eng. ZY66	-cruise control					7.1244	T20	
All engines	+cruise control, +manual transmission					7.1245	T20	
Eng. ZY05	+automatic transmission					7.1272	T20	

S10	OIL PRESSURE WARNING LIGHT SWITCH	T10	REVERSING LIGHT SWITCH	T20	BRAKE LIGHT SWITCH
T22	SWITCH CLUTCH CONTROL (CRUISE CONTROL)	T23	SWITCH BRAKE ACTUATION (ENGINE TIMING)	T25	SWITCH CLUTCH CONTROL (ENGINE CONTROL)

				FUNCTIONS ON THE VEHICLE				
Vehicle	alim.	kW	Date	Engine	 S10	 T10	 T20 - T23	 T22 - T25
				ENGINE				
1.6 MZ-CD	Diesel	66	10/08-06/15	Y406, Y646				
				ENGINE				
Engine		Information		S10	T10	T20 - T23	T22 - T25	
All engines				7.0130	7.6283	7.1231	T20	
				ENGINE				
1.6 MZ-CD	Diesel	70	06/11-06/15	Y655, Y660, Y661				
				ENGINE				
Engine		Information		S10	T10	T20 - T23	T22 - T25	
All engines				7.0130	7.6283	7.1231	T20	
				ENGINE				
2 III								
1.5	Petrol	55	08/14->	P5X0, P5X2, P5Y5, P5Y8, P5Z7, P5Z8, P5Z9				
				ENGINE				
Engine		Information		S10	T10	T20 - T23	T22 - T25	
All engines				7.0188		7.1245	T20	
				ENGINE				
1.5	Petrol	66	08/14->	P5X0, P5X2, P5Y5, P5Y6, P5Y8, P5Z2, P5Z3, P5Z7, P5Z8, P5Z9				
				ENGINE				
Engine		Information		S10	T10	T20 - T23	T22 - T25	
All engines				7.0188		7.1245	T20	
				ENGINE				
1.5	Petrol	79	08/15->	P5Y4				
				ENGINE				
Engine		Information		S10	T10	T20 - T23	T22 - T25	
All engines				7.0188		7.1245	T20	
				ENGINE				
1.5	Petrol	81	11/14->	P5Y4, P5Y6				
				ENGINE				
Engine		Information		S10	T10	T20 - T23	T22 - T25	
All engines				7.0188		7.1245	T20	
				ENGINE				
1.5	Petrol	85	08/14->	P5X0, P5X2, P5Y5, P5Z3, P5Z7, P5Z8, P5Z9				
				ENGINE				
Engine		Information		S10	T10	T20 - T23	T22 - T25	
All engines				7.0188		7.1245	T20	
				ENGINE				
1.5 [ExtraEU]	Petrol	79	11/14->	P5Y4				
				ENGINE				
Engine		Information		S10	T10	T20 - T23	T22 - T25	
All engines				7.0188		7.1245	T20	
				ENGINE				
1.5 D	Diesel	77	08/14->	--, S5Y5, S5Y6, S5Y7, S5Y8				
				ENGINE				
Engine		Information		S10	T10	T20 - T23	T22 - T25	
All engines						7.1245	T20	
				ENGINE				
3 I								
1.4	Petrol	59	02/04-06/09	FXJA				
				ENGINE				
Engine		Information		S10	T10	T20 - T23	T22 - T25	
All engines				7.0017				
All engines		pole nr. 2				7.1244	T20	
All engines		pole nr. 4				7.1245	T20	
				ENGINE				
1.4	Petrol	62	10/03-06/09	ZJ07, ZJ30, ZJ-VE				
				ENGINE				
Engine		Information		S10	T10	T20 - T23	T22 - T25	
All engines				7.0017				
All engines		pole nr. 2				7.1244	T20	
Eng. ZJ-VE		pole nr. 4				7.1245	T20	
				ENGINE				
1.6	Petrol	77	10/03-06/09	B6ZE, Z6, Z601, Z627				
				ENGINE				
Engine		Information		S10	T10	T20 - T23	T22 - T25	
All engines				7.0017				
All engines		-cruise control, pole nr. 2				7.1244	T20	
All engines		+cruise control, pole nr. 4				7.1245	T20	
Eng. Z601, Z627							7.1266	
							T25	

S10	OIL PRESSURE WARNING LIGHT SWITCH	T10	REVERSING LIGHT SWITCH	T20	BRAKE LIGHT SWITCH
T22	SWITCH CLUTCH CONTROL (CRUISE CONTROL)	T23	SWITCH BRAKE ACTUATION (ENGINE TIMING)	T25	SWITCH CLUTCH CONTROL (ENGINE CONTROL)

FUNCTIONS ON THE VEHICLE

Vehicle	alim.	kW	Date	Engine	 S10	 T10	 T20 - T23	 T22 - T25
---------	-------	----	------	--------	---	---	--	---

				ENGINE
1.6 DI Turbo	Diesel	80	06/04-06/09	Y601, Y603, Y605, Y642

Engine	Information	S10	T10	T20 - T23	T22 - T25
All engines		7.0130	7.6242	7.1237 T23	
All engines	-> 01/03/06, FOR:(AUS), FOR:(GB), LHD, RHD			7.1231 T20	
All engines	01/04/06 ->, -cruise control, FOR:(AUS), RHD			7.1244 T20	
All engines	+cruise control, 01/04/06 ->, FOR:(AUS), RHD			7.1245 T20	

				ENGINE
1.6 MZ-CD	Diesel	66	06/06-12/09	Y406

Engine	Information	S10	T10	T20 - T23	T22 - T25
All engines		7.0130	7.6242	7.1231, 7.1237 T20, T23	

				ENGINE
2.0	Petrol	104	04/04-06/06	LF17

Engine	Information	S10	T10	T20 - T23	T22 - T25
All engines		7.0146			
All engines	pole nr. 2			7.1244 T20	
All engines	pole nr. 4			7.1245 T20	

				ENGINE
2.0	Petrol	108	09/03-06/06	LF17

Engine	Information	S10	T10	T20 - T23	T22 - T25
All engines		7.0146			
All engines	pole nr. 2			7.1244 T20	
All engines	pole nr. 4			7.1245 T20	

				ENGINE
2.0	Petrol	110	10/03-12/09	LF17, LF50, LF72, LFN7, LFN8

Engine	Information	S10	T10	T20 - T23	T22 - T25
All engines		7.0146			
All engines	-cruise control, pole nr. 2			7.1244 T20	
All engines	+cruise control, pole nr. 4			7.1245 T20	
Eng. LF50, LF72, LFN7, LFN8					7.1266 T25

				ENGINE
2.0 MZR-CD	Diesel	105	12/06-06/09	RF7J, RF8G

Engine	Information	S10	T10	T20 - T23	T22 - T25
All engines		7.0017		7.1237 T23	
All engines	-cruise control			7.1244 T20	
All engines	+cruise control			7.1245 T20	

				ENGINE
2.3 DiSi Turbo MPS	Petrol	184	06/06-06/09	L3YH

Engine	Information	S10	T10	T20 - T23	T22 - T25
All engines		7.0146			
All engines	-cruise control			7.1244 T20	
All engines	+cruise control			7.1245 T20	

				ENGINE
2.3 MPS Turbo	Petrol	191	12/06-06/09	L3N9, L3-VDT, L3YH

Engine	Information	S10	T10	T20 - T23	T22 - T25
All engines		7.0146			
All engines	-cruise control			7.1244 T20	
All engines	+cruise control			7.1245 T20	

3 II

				ENGINE
1.6 MZR	Petrol	77	12/08-09/14	Z6, Z668, Z682, Z683

Engine	Information	S10	T10	T20 - T23	T22 - T25
All engines		7.0017			
All engines	-cruise control			7.1244 T20	
All engines	+cruise control			7.1245 T20	
Eng. Z6	COL:black				7.1266 T22

				ENGINE
1.6 MZR	Petrol	79	01/10-12/13	Z6

Engine	Information	S10	T10	T20 - T23	T22 - T25
All engines		7.0017			
All engines	-cruise control			7.1244 T20	

S10 OIL PRESSURE WARNING LIGHT SWITCH	T10 REVERSING LIGHT SWITCH	T20 BRAKE LIGHT SWITCH
T22 SWITCH CLUTCH CONTROL (CRUISE CONTROL)	T23 SWITCH BRAKE ACTUATION (ENGINE TIMING)	T25 SWITCH CLUTCH CONTROL (ENGINE CONTROL)

FUNCTIONS ON THE VEHICLE

Vehicle	alim.	kW	Date	Engine	 S10	 T10	 T20 - T23	 T22 - T25
---------	-------	----	------	--------	---	---	--	---

				ENGINE
1.6 MZR	Petrol	79	01/10-12/13	Z6

Engine	Information	S10	T10	T20 - T23	T22 - T25
All engines	+cruise control			7.1245 T20	
All engines	COL:black				7.1266 T22

				ENGINE
1.6 MZR CD	Diesel	80	12/08-05/13	Y601, Y642

Engine	Information	S10	T10	T20 - T23	T22 - T25
All engines		7.0130			
All engines	5 Speed		7.6242		
All engines	6 Speed		7.6267		
Eng. Y601	COL:black, pole nr. 2			7.1231 T20	
Eng. Y601	-> 01/02/10, COL:light blue, pole nr. 2, with control switch			7.1237 T20	
Eng. Y642	-cruise control			7.1244 T20	
All engines	+cruise control, COL:light blue, pole nr. 4			7.1245 T20	
All engines	COL:black				7.1266 T22

				ENGINE
1.6 MZR CD	Diesel	85	09/10-05/13	Y650, Y655

Engine	Information	S10	T10	T20 - T23	T22 - T25
All engines		7.0130	7.6267	7.1245 T20	
All engines	COL:black				7.1266 T22

				ENGINE
2.0 MZR	Petrol	108	06/10-09/14	LF-5H

Engine	Information	S10	T10	T20 - T23	T22 - T25
All engines		7.0146			
All engines	-cruise control			7.1244 T20	
All engines	+cruise control			7.1245 T20	
All engines	COL:black				7.1266 T22

				ENGINE
2.0 MZR	Petrol	110	01/09-09/14	LF17, LF-5H, LF-5W, LF-DE, LF-Z2

Engine	Information	S10	T10	T20 - T23	T22 - T25
All engines		7.0146			
All engines	-cruise control			7.1244 T20	
All engines	+cruise control			7.1245 T20	
Eng. LF17, LF-DE	COL:black				7.1266 T22

				ENGINE
2.0 MZR DISI	Petrol	111	12/08-05/13	LF-5H, LF-5W, LF-Z2

Engine	Information	S10	T10	T20 - T23	T22 - T25
All engines		7.0146			
All engines	-cruise control			7.1244 T20	
All engines	+cruise control			7.1245 T20	
Eng. LF-5H, LF-5W	COL:black				7.1266 T22

				ENGINE
2.2 MZR CD	Diesel	110	01/09-09/14	R2AA

Engine	Information	S10	T10	T20 - T23	T22 - T25
All engines		7.0017			
All engines	-cruise control			7.1244 T20	
All engines	+cruise control			7.1245 T20	
All engines	COL:black				7.1266 T22

				ENGINE
2.2 MZR CD	Diesel	136	01/09-05/13	R2AA

Engine	Information	S10	T10	T20 - T23	T22 - T25
All engines		7.0017			
All engines	-cruise control			7.1244 T20	
All engines	+cruise control			7.1245 T20	
All engines	COL:black				7.1266 T22

				ENGINE
2.3 MPS Turbo	Petrol	191	06/09-09/14	L3KG, L3-VDT, L3Y7

Engine	Information	S10	T10	T20 - T23	T22 - T25
All engines		7.0146			
All engines	-cruise control			7.1244 T20	

S10 OIL PRESSURE WARNING LIGHT SWITCH	T10 REVERSING LIGHT SWITCH	T20 BRAKE LIGHT SWITCH
T22 SWITCH CLUTCH CONTROL (CRUISE CONTROL)	T23 SWITCH BRAKE ACTUATION (ENGINE TIMING)	T25 SWITCH CLUTCH CONTROL (ENGINE CONTROL)

FUNCTIONS ON THE VEHICLE

Vehicle	alim.	kW	Date	Engine	 S10	 T10	 T20 - T23	 T22 - T25
---------	-------	----	------	--------	---	---	--	---

ENGINE				
2.3 MPS Turbo	Petrol	191	06/09-09/14	L3KG, L3-VDT, L3Y7

Engine	Information	S10	T10	T20 - T23	T22 - T25
All engines	+cruise control			7.1245 T20	
Eng. L3KG, L3-VDT	COL:black				7.1266 T22

ENGINE				
2.5	Petrol	122	03/09-09/14	L5-VE

Engine	Information	S10	T10	T20 - T23	T22 - T25
All engines		7.0146			
All engines	-cruise control			7.1244 T20	
All engines	+cruise control			7.1245 T20	

ENGINE				
1.5	Petrol	74	09/13->	P5Y1, P5Y4, P5Y5

Engine	Information	S10	T10	T20 - T23	T22 - T25
All engines		7.0188		7.1245 T20	

ENGINE				
1.5	Petrol	82	09/13->	P5-VPS

Engine	Information	S10	T10	T20 - T23	T22 - T25
All engines		7.0188		7.1245 T20	

ENGINE				
1.5	Petrol	88	10/13->	P5Y1, P5Y4, P5Y5

Engine	Information	S10	T10	T20 - T23	T22 - T25
All engines		7.0188		7.1245 T20	

ENGINE				
1.5 D	Diesel	77	02/16->	S5Y7, S5Y8

Engine	Information	S10	T10	T20 - T23	T22 - T25
All engines				7.1245 T20	

ENGINE				
1.6	Petrol	77	09/13->	Z6Y1, Z6Y3

Engine	Information	S10	T10	T20 - T23	T22 - T25
All engines		7.0017		7.1245 T20	

ENGINE				
2.0	Petrol	110	11/13->	PEY7

Engine	Information	S10	T10	T20 - T23	T22 - T25
All engines		7.0188		7.1245 T20	

ENGINE				
2.0	Petrol	114	11/13->	LFX

Engine	Information	S10	T10	T20 - T23	T22 - T25
All engines		7.0188		7.1245 T20	

ENGINE				
2.0	Petrol	121	09/13->	PEX2, PEY5, PEY7

Engine	Information	S10	T10	T20 - T23	T22 - T25
All engines		7.0188		7.1245 T20	

ENGINE				
2.0	Petrol	88	09/13->	PEY5, PEY7

Engine	Information	S10	T10	T20 - T23	T22 - T25
All engines		7.0188		7.1245 T20	

ENGINE				
2.0 Hybrid	Petrol/ Electro	60	10/14->	--

Engine	Information	S10	T10	T20 - T23	T22 - T25
All engines		7.0188		7.1245 T20	





ENGINE				
2.0 Hybrid	Petrol/ Electro	73	10/14->	PE-VPH

Engine	Information	S10	T10	T20 - T23	T22 - T25
All engines		7.0188		7.1245 T20	

ENGINE				
2.2 D	Diesel	110	09/13->	SHY1, SHY4, SHY6





Engine	Information	S10	T10	T20 - T23	T22 - T25
All engines				7.1245 T20	

S10 OIL PRESSURE WARNING LIGHT SWITCH	T10 REVERSING LIGHT SWITCH	T20 BRAKE LIGHT SWITCH
T22 SWITCH CLUTCH CONTROL (CRUISE CONTROL)	T23 SWITCH BRAKE ACTUATION (ENGINE TIMING)	T25 SWITCH CLUTCH CONTROL (ENGINE CONTROL)

				FUNCTIONS ON THE VEHICLE				
Vehicle	alim.	kW	Date	Engine	 S10	 T10	 T20 - T23	 T22 - T25
				ENGINE				
2.2 D	Diesel	129	10/14->	--, SH-VPTS				
				ENGINE				
Engine		Information		S10	T10	T20 - T23	T22 - T25	
All engines						7.1245	T20	
				ENGINE				
323 F				ENGINE				
1.3	Petrol	54	09/98-01/01	B33G				
				ENGINE				
Engine		Information		S10	T10	T20 - T23	T22 - T25	
All engines				7.0017		7.1017	T20	
				ENGINE				
1.5 -/VVT	Petrol	65	09/98-01/01	ZL05, ZL06				
				ENGINE				
Engine		Information		S10	T10	T20 - T23	T22 - T25	
All engines				7.0017		7.1017	T20	
				ENGINE				
1.8	Petrol	84	09/98-07/01	FP55				
				ENGINE				
Engine		Information		S10	T10	T20 - T23	T22 - T25	
All engines				7.0017		7.1017	T20	
				ENGINE				
2.0	Diesel	52	09/98-05/04	RF1G				
				ENGINE				
Engine		Information		S10	T10	T20 - T23	T22 - T25	
All engines				7.0017		7.1017	T20	
				ENGINE				
2.0 DiTD	Diesel	66	09/98-01/01	RF4F				
				ENGINE				
Engine		Information		S10	T10	T20 - T23	T22 - T25	
All engines				7.0017		7.1017	T20	
				ENGINE				
323 III				ENGINE				
1.7 D	Diesel	40	04/86-06/87	PN27				
				ENGINE				
Engine		Information		S10	T10	T20 - T23	T22 - T25	
All engines				7.0016		7.1017	T20	
				ENGINE				
323 IV				ENGINE				
1.3	Petrol	44	09/81-10/85	E3				
				ENGINE				
Engine		Information		S10	T10	T20 - T23	T22 - T25	
All engines				7.0016		7.1017	T20	
				ENGINE				
323 V				ENGINE				
1.1	Petrol	40	09/85-10/89	E1				
				ENGINE				
Engine		Information		S10	T10	T20 - T23	T22 - T25	
All engines				7.0016		7.1017	T20	
				ENGINE				
1.3	Petrol	44	08/85-05/89	E3				
				ENGINE				
Engine		Information		S10	T10	T20 - T23	T22 - T25	
All engines				7.0016		7.1017	T20	
				ENGINE				
1.3	Petrol	50	01/86-06/87	E393				
				ENGINE				
Engine		Information		S10	T10	T20 - T23	T22 - T25	
All engines				7.0016		7.1017	T20	
				ENGINE				
1.3	Petrol	52	01/86-06/87	E391				
				ENGINE				
Engine		Information		S10	T10	T20 - T23	T22 - T25	
All engines				7.0016		7.1017	T20	
				ENGINE				
1.3 i	Petrol	49	09/85-08/89	B3E				
				ENGINE				
Engine		Information		S10	T10	T20 - T23	T22 - T25	
All engines				7.0016		7.1017	T20	
				ENGINE				
1.5	Petrol	54	01/87-10/89	B5, B50, B53				
				ENGINE				
Engine		Information		S10	T10	T20 - T23	T22 - T25	
All engines				7.0016		7.1017	T20	
Eng. B50, B53		ch. 418004 ->			7.6064			





S10	OIL PRESSURE WARNING LIGHT SWITCH	T10	REVERSING LIGHT SWITCH	T20	BRAKE LIGHT SWITCH
T22	SWITCH CLUTCH CONTROL (CRUISE CONTROL)	T23	SWITCH BRAKE ACTUATION (ENGINE TIMING)	T25	SWITCH CLUTCH CONTROL (ENGINE CONTROL)

FUNCTIONS ON THE VEHICLE

Vehicle	alim.	kW	Date	Engine	 S10	 T10	 T20 - T23	 T22 - T25
ENGINE								
1.5	Petrol	54	01/87-10/89	B5, B50, B53				
Engine	Information				S10	T10	T20 - T23	T22 - T25
Eng. B50, B53	+alarm switch					7.6088		
ENGINE								
1.5	Petrol	55	08/85-05/89	B50, B53, E5				
Engine	Information				S10	T10	T20 - T23	T22 - T25
All engines					7.0016		7.1017 T20	
All engines	ch. 418004 ->					7.6064		
All engines	+alarm switch					7.6088		
ENGINE								
1.6	Petrol	63	09/86-10/95	B6 (SOHC), B6E				
Engine	Information				S10	T10	T20 - T23	T22 - T25
All engines					7.0016		7.1017 T20	
All engines	ch. 418004 ->					7.6064		
All engines	+alarm switch					7.6088		
ENGINE								
1.6 4x4	Petrol	63	05/90-03/93	B65M, B6E				
Engine	Information				S10	T10	T20 - T23	T22 - T25
All engines					7.0017		7.1017 T20	
ENGINE								
1.6 GT	Petrol	63	11/86-10/89	B6 (SOHC)				
Engine	Information				S10	T10	T20 - T23	T22 - T25
All engines					7.0016			
All engines	pole nr. 2						7.1017 T20	
All engines	pole nr. 4						7.1036 T20	
ENGINE								
1.6 GT	Petrol	77	01/86-12/88	B6 (SOHC)				
Engine	Information				S10	T10	T20 - T23	T22 - T25
All engines					7.0016			
All engines	pole nr. 2						7.1017 T20	
All engines	pole nr. 4						7.1036 T20	
ENGINE								
1.6 GT Turbo	Petrol	103	10/85-08/93	B6T				
Engine	Information				S10	T10	T20 - T23	T22 - T25
All engines					7.0016		7.1017 T20	
ENGINE								
1.6 GT Turbo 4WD	Petrol	103	10/87-11/91	B6T				
Engine	Information				S10	T10	T20 - T23	T22 - T25
All engines					7.0016		7.1017 T20	
ENGINE								
1.6 GT Turbo 4WD	Petrol	110	08/87-10/89	B6F2				
Engine	Information				S10	T10	T20 - T23	T22 - T25
All engines					7.0016		7.1017 T20	
ENGINE								
1.6i	Petrol	54	06/86-07/87	B681, B682				
Engine	Information				S10	T10	T20 - T23	T22 - T25
All engines					7.0016			
All engines	pole nr. 2						7.1017 T20	
All engines	pole nr. 4						7.1036 T20	
ENGINE								
1.6i 16v 4x4	Petrol	100	06/86-07/87	B595				
Engine	Information				S10	T10	T20 - T23	T22 - T25
All engines					7.0016			
All engines	Qty 2						7.1017 T20	
ENGINE								
1.6i 16v Formula 4	Petrol	110	08/87-05/89	B6F2				
Engine	Information				S10	T10	T20 - T23	T22 - T25
All engines					7.0016		7.1017 T20	

S10 OIL PRESSURE WARNING LIGHT SWITCH	T10 REVERSING LIGHT SWITCH	T20 BRAKE LIGHT SWITCH
T22 SWITCH CLUTCH CONTROL (CRUISE CONTROL)	T23 SWITCH BRAKE ACTUATION (ENGINE TIMING)	T25 SWITCH CLUTCH CONTROL (ENGINE CONTROL)

FUNCTIONS ON THE VEHICLE

Vehicle	alim.	kW	Date	Engine	 S10	 T10	 T20 - T23	 T22 - T25
ENGINE								
1.7 D	Diesel	40	04/86-05/89	PN26, PN27				
Engine	Information			S10	T10	T20 - T23	T22 - T25	
Eng. PN26				7.0016				
Eng. PN26	ch. 418004 ->				7.6064			
All engines						7.1017	T20	
ENGINE								
1.7 D	Diesel	41	10/89-03/93	PN54				
Engine	Information			S10	T10	T20 - T23	T22 - T25	
All engines				7.0017	7.6144	7.1017	T20	
ENGINE								
1.7 D	Diesel	42	11/86-10/89	PN26, PN46				
Engine	Information			S10	T10	T20 - T23	T22 - T25	
Eng. PN26				7.0016				
Eng. PN46				7.0017	7.6144			
Eng. PN26	ch. 418004 ->				7.6064			
All engines						7.1017	T20	
ENGINE								
1.7 D	Diesel	43	08/87-05/89	PN26				
Engine	Information			S10	T10	T20 - T23	T22 - T25	
All engines				7.0016		7.1017	T20	
323 VI								
ENGINE								
1.3 16V	Petrol	55	06/89-03/91	B384, B386, B387				
Engine	Information			S10	T10	T20 - T23	T22 - T25	
All engines				7.0017	7.6144	7.1017	T20	
ENGINE								
1.7 D	Diesel	42	04/91-04/94	PN54				
Engine	Information			S10	T10	T20 - T23	T22 - T25	
All engines				7.0017	7.6144	7.1017	T20	
ENGINE								
1.8i 16v 4x4	Petrol	78	06/89-03/91	BP51				
Engine	Information			S10	T10	T20 - T23	T22 - T25	
All engines				7.0017	7.6144	7.1017	T20	
ENGINE								
1.8i 16v GRSi	Petrol	103	06/89-03/91	BP22				
Engine	Information			S10	T10	T20 - T23	T22 - T25	
All engines				7.0017	7.6144	7.1017	T20	
ENGINE								
1.8i 16v GT Formula 4	Petrol	122	04/91-04/94	BP55				
Engine	Information			S10	T10	T20 - T23	T22 - T25	
All engines				7.0017	7.6144	7.1017	T20	
ENGINE								
1.8i 16v GT-R Formula 4	Petrol	138	04/91-04/94	BP5J				
Engine	Information			S10	T10	T20 - T23	T22 - T25	
All engines				7.0017	7.6144	7.1017	T20	
ENGINE								
1.8i 16v Turbo 4x4	Petrol	122	06/89-03/91	BP55				
Engine	Information			S10	T10	T20 - T23	T22 - T25	
All engines				7.0017	7.6144	7.1017	T20	
323 V/C								
ENGINE								
1.6	Petrol	62	09/89-06/91	B6E				
Engine	Information			S10	T10	T20 - T23	T22 - T25	
All engines				7.0017	7.6144	7.1017	T20	
ENGINE								
1.6 16V	Petrol	65	03/91-10/94	B6				
Engine	Information			S10	T10	T20 - T23	T22 - T25	
All engines				7.0017	7.6144	7.1017	T20	

S10	OIL PRESSURE WARNING LIGHT SWITCH	T10	REVERSING LIGHT SWITCH	T20	BRAKE LIGHT SWITCH
T22	SWITCH CLUTCH CONTROL (CRUISE CONTROL)	T23	SWITCH BRAKE ACTUATION (ENGINE TIMING)	T25	SWITCH CLUTCH CONTROL (ENGINE CONTROL)

The present application list is a brief version. For the detailed information about the possibility of installation on a specific vehicle, please refer to our web-catalogue <http://catalogo.facet.eu/>

FUNCTIONS ON THE VEHICLE

Vehicle	alim.	kW	Date	Engine	 S10	 T10	 T20 - T23	 T22 - T25
---------	-------	----	------	--------	---	---	--	---

323 VI F

ENGINE
1.6 Petrol 62 09/89-06/91 B6E

Engine	Information	S10	T10	T20 - T23	T22 - T25
All engines		7.0017	7.6144	7.1017 T20	

ENGINE
1.6 16V Petrol 65 03/91-10/94 B6

Engine	Information	S10	T10	T20 - T23	T22 - T25
All engines		7.0017	7.6144	7.1017 T20	

ENGINE
1.8 16V Petrol 76 08/89-07/94 BP

Engine	Information	S10	T10	T20 - T23	T22 - T25
All engines		7.0017	7.6144	7.1017 T20	

ENGINE
1.8 16V GT Petrol 94 08/89-07/94 BP (DOHC)

Engine	Information	S10	T10	T20 - T23	T22 - T25
All engines		7.0017	7.6144	7.1017 T20	

ENGINE
1.8i 16v GRSi Petrol 103 06/89-03/91 BP31

Engine	Information	S10	T10	T20 - T23	T22 - T25
All engines		7.0017	7.6144	7.1017 T20	

323 VI S

ENGINE
1.3 Petrol 49 09/89-06/91 B383, B3E

Engine	Information	S10	T10	T20 - T23	T22 - T25
All engines		7.0017	7.6144	7.1017 T20	

ENGINE
1.3 16V Petrol 54 04/91-07/94 B3 (16V)

Engine	Information	S10	T10	T20 - T23	T22 - T25
All engines		7.0017	7.6144	7.1017 T20	

ENGINE
1.6 Petrol 62 09/89-06/91 B6E

Engine	Information	S10	T10	T20 - T23	T22 - T25
All engines		7.0017	7.6144	7.1017 T20	

ENGINE
1.6 16V Petrol 65 08/89-10/96 B6

Engine	Information	S10	T10	T20 - T23	T22 - T25
All engines		7.0017	7.6144	7.1017 T20	

ENGINE
1.7 D Diesel 41 08/89-07/94 PN46

Engine	Information	S10	T10	T20 - T23	T22 - T25
All engines		7.0017	7.6144	7.1017 T20	

ENGINE
1.8 16V Petrol 76 08/89-07/94 BP52

Engine	Information	S10	T10	T20 - T23	T22 - T25
All engines		7.0017	7.6144	7.1017 T20	

ENGINE
1.8 16V 4WD Petrol 76 09/91-07/94 BP52

Engine	Information	S10	T10	T20 - T23	T22 - T25
All engines		7.0017	7.6144	7.1017 T20	

ENGINE
1.8 16V Turbo 4WD Petrol 120 01/91-07/94 BP Turbo

Engine	Information	S10	T10	T20 - T23	T22 - T25
All engines		7.0017	7.6144	7.1017 T20	





323 VII

ENGINE
1.5 16V Petrol 65 07/94-09/98 Z5-DE

Engine	Information	S10	T10	T20 - T23	T22 - T25
All engines		7.0017	7.6144		
All engines	parking and/or neutral		7.6088		
All engines	no specific info conc. application available			7.1017, 7.1175	T20

S10 OIL PRESSURE WARNING LIGHT SWITCH	T10 REVERSING LIGHT SWITCH	T20 BRAKE LIGHT SWITCH
T22 SWITCH CLUTCH CONTROL (CRUISE CONTROL)	T23 SWITCH BRAKE ACTUATION (ENGINE TIMING)	T25 SWITCH CLUTCH CONTROL (ENGINE CONTROL)





FUNCTIONS ON THE VEHICLE

Vehicle	alim.	kW	Date	Engine	 S10	 T10	 T20 - T23	 T22 - T25
ENGINE								
1.8 16V	Petrol	84	08/94-09/98	BP-ZE				
Engine	Information			S10	T10	T20 - T23	T22 - T25	
All engines				7.0017	7.6144			
All engines	MODEL FROM:1996, parking and/or neutral				7.6088			
All engines	no specific info conc. application available					7.1017, 7.1175	T20	
ENGINE								
2.0 24V	Petrol	106	08/94-09/98	KF				
Engine	Information			S10	T10	T20 - T23	T22 - T25	
All engines				7.0017	7.6144			
All engines	no specific info conc. application available					7.1017, 7.1175	T20	
323 VII C								
ENGINE								
1.3 16V	Petrol	54	08/94-09/98	B3 (16V)				
Engine	Information			S10	T10	T20 - T23	T22 - T25	
All engines				7.0017	7.6144	7.1175	T20	
All engines	parking and/or neutral				7.6088			
All engines	no specific info conc. application available							
ENGINE								
1.5 16V	Petrol	65	08/94-09/98	Z5-DE				
Engine	Information			S10	T10	T20 - T23	T22 - T25	
All engines				7.0017	7.6144			
All engines	parking and/or neutral				7.6088			
All engines	no specific info conc. application available					7.1017, 7.1175	T20	
ENGINE								
1.8 16V	Petrol	84	08/94-09/98	BP-ZE				
Engine	Information			S10	T10	T20 - T23	T22 - T25	
All engines				7.0017	7.6144			
All engines	MODEL FROM:1996, parking and/or neutral				7.6088			
All engines	no specific info conc. application available					7.1017, 7.1175	T20	
323 VII P								
ENGINE								
1.3 16V	Petrol	54	10/96-09/98	B3 (16V)				
Engine	Information			S10	T10	T20 - T23	T22 - T25	
All engines				7.0017	7.6144	7.1175	T20	
All engines	parking and/or neutral				7.6088			
All engines	no specific info conc. application available							
ENGINE								
1.5 16V	Petrol	65	10/96-09/98	Z5-DE				
Engine	Information			S10	T10	T20 - T23	T22 - T25	
All engines				7.0017	7.6144			
All engines	parking and/or neutral				7.6088			
All engines	no specific info conc. application available					7.1017, 7.1175	T20	
ENGINE								
2.0 D	Diesel	52	10/96-09/98	RF1G				
Engine	Information			S10	T10	T20 - T23	T22 - T25	
All engines				7.0016	7.6144	7.1017	T20	
All engines	+alarm switch				7.6088			
All engines	no specific info conc. application available							
323 VIII								
ENGINE								
1.3	Petrol	54	09/98-01/01	B33G				
Engine	Information			S10	T10	T20 - T23	T22 - T25	
All engines				7.0017		7.1017	T20	
All engines	no specific info conc. application available							
ENGINE								
1.5 -VVT	Petrol	65	09/98-01/01	ZL05, ZL06				
Engine	Information			S10	T10	T20 - T23	T22 - T25	
All engines				7.0017		7.1017	T20	
All engines	no specific info conc. application available							
ENGINE								
1.8 [ExtraEU]	Petrol	92	05/98-05/04	FP55				
Engine	Information			S10	T10	T20 - T23	T22 - T25	
All engines				7.0017		7.1017	T20	
All engines	no specific info conc. application available							





S10	OIL PRESSURE WARNING LIGHT SWITCH	T10	REVERSING LIGHT SWITCH	T20	BRAKE LIGHT SWITCH
T22	SWITCH CLUTCH CONTROL (CRUISE CONTROL)	T23	SWITCH BRAKE ACTUATION (ENGINE TIMING)	T25	SWITCH CLUTCH CONTROL (ENGINE CONTROL)

The present application list is a brief version. For the detailed information about the possibility of installation on a specific vehicle, please refer to our web-catalogue <http://catalogo.facet.eu/>

FUNCTIONS ON THE VEHICLE

Vehicle	alim.	kW	Date	Engine	 S10	 T10	 T20 - T23	 T22 - T25
ENGINE								
2.0	Diesel	52	09/98-05/04	RF1S				
ENGINE								
Engine	Information				S10	T10	T20 - T23	T22 - T25
All engines					7.0017		7.1017 T20	
ENGINE								
2.0 DiTD	Diesel	66	09/98-05/04	RF4F				
ENGINE								
Engine	Information				S10	T10	T20 - T23	T22 - T25
All engines					7.0017		7.1017 T20	
ENGINE								
323 VIII F								
1.4	Petrol	53	01/01-05/04	B3 (16V), B35S				
ENGINE								
Engine	Information				S10	T10	T20 - T23	T22 - T25
All engines					7.0017		7.1017 T20	
ENGINE								
1.4 16V	Petrol	54	09/98-01/01	B3 ME				
ENGINE								
Engine	Information				S10	T10	T20 - T23	T22 - T25
All engines							7.1017 T20	
ENGINE								
1.6	Petrol	70	01/01-05/04	ZM, ZM39				
ENGINE								
Engine	Information				S10	T10	T20 - T23	T22 - T25
All engines					7.0017		7.1017 T20	
ENGINE								
1.6	Petrol	72	01/01-05/04	ZM, ZM39, ZM40				
ENGINE								
Engine	Information				S10	T10	T20 - T23	T22 - T25
All engines					7.0017		7.1017 T20	
ENGINE								
1.8 Astina	Petrol	92	09/98-05/04	BP (DOHC)				
ENGINE								
Engine	Information				S10	T10	T20 - T23	T22 - T25
All engines					7.0017		7.1017 T20	
ENGINE								
1.9 16V	Petrol	84	09/98-01/01	FP				
ENGINE								
Engine	Information				S10	T10	T20 - T23	T22 - T25
All engines					7.0017		7.1017 T20	
ENGINE								
2.0	Petrol	96	01/01-05/04	FS7E, FS7G				
ENGINE								
Engine	Information				S10	T10	T20 - T23	T22 - T25
All engines					7.0017		7.1017 T20	
ENGINE								
2.0	Petrol	98	02/00-09/04	FS				
ENGINE								
Engine	Information				S10	T10	T20 - T23	T22 - T25
All engines					7.0017		7.1017 T20	
ENGINE								
2.0 TD	Diesel	66	09/98-12/01	--				
ENGINE								
Engine	Information				S10	T10	T20 - T23	T22 - T25
All engines					7.0017		7.1017 T20	
ENGINE								
2.0 TD	Diesel	74	01/01-05/04	RF2A, RF4F				
ENGINE								
Engine	Information				S10	T10	T20 - T23	T22 - T25
All engines					7.0017		7.1017 T20	
ENGINE								
323 VIII S								
1.3 16V	Petrol	54	08/94-09/98	B3 (16V)				
ENGINE								
Engine	Information				S10	T10	T20 - T23	T22 - T25
All engines					7.0017	7.6144	7.1175 T20	
All engines	parking and/or neutral					7.6088		
ENGINE								
1.4	Petrol	53	01/01-05/04	B3 (16V), B35S				
ENGINE								
Engine	Information				S10	T10	T20 - T23	T22 - T25
All engines					7.0017		7.1017 T20	

S10	OIL PRESSURE WARNING LIGHT SWITCH	T10	REVERSING LIGHT SWITCH	T20	BRAKE LIGHT SWITCH
T22	SWITCH CLUTCH CONTROL (CRUISE CONTROL)	T23	SWITCH BRAKE ACTUATION (ENGINE TIMING)	T25	SWITCH CLUTCH CONTROL (ENGINE CONTROL)

				FUNCTIONS ON THE VEHICLE				
Vehicle	alim.	kW	Date	Engine	 S10	 T10	 T20 - T23	 T22 - T25
ENGINE								
1.4 16V	Petrol	54	09/98-01/01	B3 ME				
Engine Information					S10	T10	T20 - T23	T22 - T25
All engines							7.1017	T20
ENGINE								
1.5 16V	Petrol	65	08/94-09/98	Z5-DE				
Engine Information					S10	T10	T20 - T23	T22 - T25
All engines					7.0017	7.6144		
All engines					parking and/or neutral	7.6088		
All engines					no specific info conc. application available		7.1017, 7.1175	T20
ENGINE								
1.6	Petrol	70	01/01-05/04	ZM, ZM39				
Engine Information					S10	T10	T20 - T23	T22 - T25
All engines					7.0017		7.1017	T20
ENGINE								
1.6	Petrol	72	01/01-05/04	ZM, ZM39, ZM40				
Engine Information					S10	T10	T20 - T23	T22 - T25
All engines					7.0017		7.1017	T20
ENGINE								
1.6 TD	Diesel	60	05/94-09/98	4EE1-T				
Engine Information					S10	T10	T20 - T23	T22 - T25
All engines						7.6144	7.1175	T20
ENGINE								
1.8 16V	Petrol	84	08/94-09/98	BP-ZE				
Engine Information					S10	T10	T20 - T23	T22 - T25
All engines					7.0017	7.6144		
All engines					MODEL FROM:1996, parking and/or neutral	7.6088		
All engines					no specific info conc. application available		7.1017, 7.1175	T20
ENGINE								
1.8 Protege	Petrol	92	05/98-05/04	BP (DOHC)				
Engine Information					S10	T10	T20 - T23	T22 - T25
All engines					7.0017		7.1017	T20
ENGINE								
1.9 16V	Petrol	84	09/98-05/04	FP, FP55				
Engine Information					S10	T10	T20 - T23	T22 - T25
All engines					7.0017		7.1017	T20
ENGINE								
2.0	Petrol	96	01/01-05/04	FS7E, FS7G				
Engine Information					S10	T10	T20 - T23	T22 - T25
All engines					7.0017		7.1017	T20
ENGINE								
2.0	Petrol	98	02/00-05/04	FS, FS7G				
Engine Information					S10	T10	T20 - T23	T22 - T25
Eng. FS					7.0017			
All engines							7.1017	T20
ENGINE								
2.0 D	Diesel	52	10/96-05/04	RF1G				
Engine Information					S10	T10	T20 - T23	T22 - T25
All engines					7.0016, 7.0017	7.6144	7.1017	T20
All engines					+alarm switch	7.6088		
ENGINE								
2.0 DiTD	Diesel	74	10/00-10/02	RF4F				
Engine Information					S10	T10	T20 - T23	T22 - T25
All engines					7.0017		7.1017	T20
ENGINE								
2.0 TD	Diesel	66	09/98-05/04	RF3F				
Engine Information					S10	T10	T20 - T23	T22 - T25
All engines					7.0017		7.1017	T20

S10	OIL PRESSURE WARNING LIGHT SWITCH	T10	REVERSING LIGHT SWITCH	T20	BRAKE LIGHT SWITCH
T22	SWITCH CLUTCH CONTROL (CRUISE CONTROL)	T23	SWITCH BRAKE ACTUATION (ENGINE TIMING)	T25	SWITCH CLUTCH CONTROL (ENGINE CONTROL)

The present application list is a brief version. For the detailed information about the possibility of installation on a specific vehicle, please refer to our web-catalogue <http://catalogo.facet.eu/>

FUNCTIONS ON THE VEHICLE

Vehicle	alim.	kW	Date	Engine	 S10	 T10	 T20 - T23	 T22 - T25
---------	-------	----	------	--------	---	---	--	---

5 I

1.8	Petrol	85	02/05-05/10	ENGINE L823
-----	--------	----	-------------	----------------

Engine	Information	S10	T10	T20 - T23	T22 - T25
All engines		7.0146			
All engines	-cruise control			7.1244	T20
All engines	+cruise control			7.1245	T20

2.0	Petrol	107	02/05-05/10	ENGINE LFD7, LFF7
-----	--------	-----	-------------	----------------------

Engine	Information	S10	T10	T20 - T23	T22 - T25
All engines		7.0017		7.1017	T20
All engines	man.	7.0146			
All engines	-cruise control			7.1244	T20
All engines	+cruise control			7.1245	T20

2.0 CD	Diesel	105	02/05-05/10	ENGINE RF7J
--------	--------	-----	-------------	----------------

Engine	Information	S10	T10	T20 - T23	T22 - T25
All engines	man.	7.0146			
All engines	-cruise control			7.1244	T20
All engines	+cruise control			7.1245	T20

2.0 CD	Diesel	81	02/05-05/10	ENGINE RF7J
--------	--------	----	-------------	----------------

Engine	Information	S10	T10	T20 - T23	T22 - T25
All engines	man.	7.0146			
All engines	-cruise control			7.1244	T20
All engines	+cruise control			7.1245	T20

2.0 MZR	Petrol	107	09/07->	ENGINE LF5
---------	--------	-----	---------	---------------

Engine	Information	S10	T10	T20 - T23	T22 - T25
All engines		7.0146			
All engines	-cruise control			7.1244	T20
All engines	+cruise control			7.1245	T20

2.0 MZR-CD	Diesel	105	09/07->	ENGINE RF.
------------	--------	-----	---------	---------------

Engine	Information	S10	T10	T20 - T23	T22 - T25
All engines		7.0017			
All engines	-cruise control			7.1244	T20
All engines	+cruise control			7.1245	T20

5 II

1.6 CD	Diesel	85	09/10->	ENGINE Y650, Y655
--------	--------	----	---------	----------------------

Engine	Information	S10	T10	T20 - T23	T22 - T25
All engines		7.0130	7.6267	7.1245	T20

1.8 MZR	Petrol	85	09/10->	ENGINE L850
---------	--------	----	---------	----------------

Engine	Information	S10	T10	T20 - T23	T22 - T25
All engines		7.0146		7.1245	T20

2.0	Petrol	106	01/11->	ENGINE LF-ZB
-----	--------	-----	---------	-----------------

Engine	Information	S10	T10	T20 - T23	T22 - T25
All engines		7.0146		7.1245	T20
All engines	+start-stop function, COL:black				7.1266 T22

2.0	Petrol	108	01/11->	ENGINE LF-ZB
-----	--------	-----	---------	-----------------

Engine	Information	S10	T10	T20 - T23	T22 - T25
All engines		7.0146		7.1245	T20
All engines	+start-stop function, COL:black				7.1266 T22

2.0	Petrol	110	09/10->	ENGINE LF-5H, LF-5W, LF-ZB
-----	--------	-----	---------	-------------------------------

Engine	Information	S10	T10	T20 - T23	T22 - T25
Eng. LF-5W, LF-ZB		7.0146		7.1245	T20
Eng. LF-5H	+start-stop function, COL:black				7.1266 T22

S10 OIL PRESSURE WARNING LIGHT SWITCH	T10 REVERSING LIGHT SWITCH	T20 BRAKE LIGHT SWITCH
T22 SWITCH CLUTCH CONTROL (CRUISE CONTROL)	T23 SWITCH BRAKE ACTUATION (ENGINE TIMING)	T25 SWITCH CLUTCH CONTROL (ENGINE CONTROL)

FUNCTIONS ON THE VEHICLE

Vehicle	alim.	kW	Date	Engine	 S10	 T10	 T20 - T23	 T22 - T25
---------	-------	----	------	--------	---	---	--	---

				ENGINE
2.0	Petrol	111	08/14->	PE-VPS

Engine	Information	S10	T10	T20 - T23	T22 - T25
All engines		7.0146		7.1245 T20	
All engines	+start-stop function, COL:black				7.1266 T22

				ENGINE
1.8	Petrol	88	08/02-08/07	L813, L823, L828, L829

Engine	Information	S10	T10	T20 - T23	T22 - T25
All engines		7.0146			
All engines	-cruise control			7.1269 T20	
All engines	+cruise control			7.1272 T20	
Eng. L813, L823, L828	FOR MODEL:2002				7.1171 T22

				ENGINE
2.0	Petrol	104	06/02-08/07	LF17, LF18

Engine	Information	S10	T10	T20 - T23	T22 - T25
All engines	man.	7.0146			
All engines	-cruise control			7.1269 T20	
All engines	+cruise control			7.1272 T20	
All engines					7.1171 T22

				ENGINE
2.0	Petrol	108	03/05-08/07	LFF7, LFH1

Engine	Information	S10	T10	T20 - T23	T22 - T25
All engines	man.	7.0146			
All engines	-cruise control			7.1269 T20	
All engines	+cruise control			7.1272 T20	

				ENGINE
2.0 CiTD 4x4	Diesel	100	10/02-02/05	RF5C

Engine	Information	S10	T10	T20 - T23	T22 - T25
All engines		7.0017			7.1171 T22
All engines	for reverse light		7.6231		
All engines	parking and/or neutral		7.6232		
All engines	-cruise control			7.1269 T20	
All engines	+cruise control			7.1272 T20	

				ENGINE
2.0 CiTD 4x4	Diesel	89	10/02-02/05	RF5C

Engine	Information	S10	T10	T20 - T23	T22 - T25
All engines		7.0017			7.1171 T22
All engines	for reverse light		7.6231		
All engines	parking and/or neutral		7.6232		
All engines	-cruise control			7.1269 T20	
All engines	+cruise control			7.1272 T20	

				ENGINE
2.0 DI	Diesel	100	06/02-08/07	RF5C

Engine	Information	S10	T10	T20 - T23	T22 - T25
All engines		7.0017, 7.0146			7.1171 T22
All engines	for reverse light		7.6231		
All engines	parking and/or neutral		7.6232		
All engines	-cruise control			7.1269 T20	
All engines	+cruise control			7.1272 T20	

				ENGINE
2.0 DI	Diesel	105	06/05-08/07	RF7J





Engine	Information	S10	T10	T20 - T23	T22 - T25
All engines		7.0017, 7.0146			
All engines	-cruise control			7.1269 T20	
All engines	+cruise control			7.1272 T20	

				ENGINE
2.0 DI	Diesel	89	08/02-08/07	RF5C, RF7J

Engine	Information	S10	T10	T20 - T23	T22 - T25
All engines		7.0017			
All engines	man.	7.0146			

S10	OIL PRESSURE WARNING LIGHT SWITCH	T10	REVERSING LIGHT SWITCH	T20	BRAKE LIGHT SWITCH
T22	SWITCH CLUTCH CONTROL (CRUISE CONTROL)	T23	SWITCH BRAKE ACTUATION (ENGINE TIMING)	T25	SWITCH CLUTCH CONTROL (ENGINE CONTROL)

FUNCTIONS ON THE VEHICLE

Vehicle	alim.	kW	Date	Engine	 S10	 T10	 T20 - T23	 T22 - T25
---------	-------	----	------	--------	---	---	--	---

				ENGINE
2.0 DI	Diesel	89	08/02-08/07	RF5C, RF7J

Engine	Information	S10	T10	T20 - T23	T22 - T25
Eng. RF5C	for reverse light		7.6231		
Eng. RF5C	parking and/or neutral		7.6232		
All engines	-cruise control			7.1269	T20
All engines	+cruise control			7.1272	T20
Eng. RF5C					7.1171 T22

				ENGINE
2.3	Petrol	120	03/05-07/07	L3C1

Engine	Information	S10	T10	T20 - T23	T22 - T25
All engines		7.0146			
All engines	-cruise control			7.1269	T20
All engines	+cruise control			7.1272	T20

				ENGINE
2.3	Petrol	122	01/02-02/08	L333, L3C1, L3R4, L3R5

Engine	Information	S10	T10	T20 - T23	T22 - T25
All engines	man.	7.0146			
All engines	-cruise control			7.1269	T20
All engines	+cruise control			7.1272	T20
Eng. L3C1					7.1171 T22

				ENGINE
2.3 AWD	Petrol	119	11/02-08/07	L333, L3C1

Engine	Information	S10	T10	T20 - T23	T22 - T25
All engines		7.0146			
All engines	-cruise control			7.1269	T20
All engines	+cruise control			7.1272	T20
Eng. L3C1					7.1171 T22

				ENGINE
2.3 MPS Turbo	Petrol	191	12/05-08/07	L3KG

Engine	Information	S10	T10	T20 - T23	T22 - T25
All engines		7.0146			
All engines	-cruise control			7.1269	T20
All engines	+cruise control			7.1272	T20

6 II

				ENGINE
1.8 MZR	Petrol	88	08/07-07/13	L813, L823

Engine	Information	S10	T10	T20 - T23	T22 - T25
All engines		7.0146			
All engines	-> 01/07/10, -cruise control, FOR:(GB)			7.1244	T20
All engines	+cruise control, -> 01/07/10, 01/07/10 ->, FOR:(AUS), FOR:(GB)			7.1245	T20
Eng. L813	COL:black				7.1266 T22
Eng. L823					7.1266 T25

				ENGINE
2.0 MZR	Petrol	108	08/07-07/13	LF17, LF95

Engine	Information	S10	T10	T20 - T23	T22 - T25
All engines		7.0146			
All engines	-> 01/07/10, -cruise control			7.1244	T20
All engines	+cruise control, -> 01/07/10, 01/07/10 ->			7.1245	T20
Eng. LF17	COL:black				7.1266 T22
Eng. LF95					7.1266 T25

				ENGINE
2.0 MZR	Petrol	114	01/10-07/13	LF-DE, LFYA

Engine	Information	S10	T10	T20 - T23	T22 - T25
All engines		7.0146			
All engines	-> 01/07/10, -cruise control			7.1244	T20
All engines	+cruise control, -> 01/07/10, 01/07/10 ->			7.1245	T20
Eng. LF-DE	COL:black				7.1266 T22
Eng. LFYA					7.1266 T25

S10	OIL PRESSURE WARNING LIGHT SWITCH	T10	REVERSING LIGHT SWITCH	T20	BRAKE LIGHT SWITCH
T22	SWITCH CLUTCH CONTROL (CRUISE CONTROL)	T23	SWITCH BRAKE ACTUATION (ENGINE TIMING)	T25	SWITCH CLUTCH CONTROL (ENGINE CONTROL)

FUNCTIONS ON THE VEHICLE

Vehicle	alim.	kW	Date	Engine	 S10	 T10	 T20 - T23	 T22 - T25
---------	-------	----	------	--------	---	---	--	---

				ENGINE
2.0 MZR-CD	Diesel	103	08/07-12/10	RF7J

Engine	Information	S10	T10	T20 - T23	T22 - T25
All engines		7.0017			
All engines	-cruise control			7.1244 T20	
All engines	+cruise control			7.1245 T20	

				ENGINE
2.2 D	Diesel	132	01/10-07/13	R2AA

Engine	Information	S10	T10	T20 - T23	T22 - T25
All engines		7.0017			7.1266 T25
All engines	-cruise control			7.1244 T20	
All engines	+cruise control			7.1245 T20	

				ENGINE
2.2 D	Diesel	95	01/10-07/13	R2BF

Engine	Information	S10	T10	T20 - T23	T22 - T25
All engines		7.0017			7.1266 T25
All engines	-cruise control			7.1244 T20	
All engines	+cruise control			7.1245 T20	

				ENGINE
2.2 MZR-CD	Diesel	120	08/08-07/13	R2AA

Engine	Information	S10	T10	T20 - T23	T22 - T25
All engines		7.0017			7.1266 T25
All engines	-cruise control			7.1244 T20	
All engines	+cruise control			7.1245 T20	

				ENGINE
2.2 MZR-CD	Diesel	132	01/10-07/13	R2AA

Engine	Information	S10	T10	T20 - T23	T22 - T25
All engines		7.0017			7.1266 T25
All engines	-cruise control			7.1244 T20	
All engines	+cruise control			7.1245 T20	

				ENGINE
2.2 MZR-CD	Diesel	136	08/08-12/12	R2AA

Engine	Information	S10	T10	T20 - T23	T22 - T25
All engines		7.0017			7.1266 T25
All engines	-cruise control			7.1244 T20	
All engines	+cruise control			7.1245 T20	

				ENGINE
2.2 MZR-CD	Diesel	92	01/09-12/12	R2BF

Engine	Information	S10	T10	T20 - T23	T22 - T25
All engines		7.0017			7.1266 T25
All engines	-cruise control			7.1244 T20	
All engines	+cruise control			7.1245 T20	

				ENGINE
2.5 MZR	Petrol	125	08/07-07/13	L501, L5-VE, L5X0

Engine	Information	S10	T10	T20 - T23	T22 - T25
All engines		7.0146			
All engines	-> 01/07/10, -cruise control			7.1244 T20	
All engines	+cruise control, -> 01/07/10, 01/07/10 ->			7.1245 T20	
Eng. L5-VE	COL:black				7.1266 T22
Eng. L501, L5X0					7.1266 T25

6 III

				ENGINE
2.0	Petrol	107	01/13->	PEXB, PEXL, PEY5, PEY7





Engine	Information	S10	T10	T20 - T23	T22 - T25
All engines		7.0188		7.1245 T20	

				ENGINE
2.0	Petrol	110	12/12->	PEXL, PEY5, PEY7

Engine	Information	S10	T10	T20 - T23	T22 - T25
All engines		7.0188		7.1245 T20	

S10 OIL PRESSURE WARNING LIGHT SWITCH	T10 REVERSING LIGHT SWITCH	T20 BRAKE LIGHT SWITCH
T22 SWITCH CLUTCH CONTROL (CRUISE CONTROL)	T23 SWITCH BRAKE ACTUATION (ENGINE TIMING)	T25 SWITCH CLUTCH CONTROL (ENGINE CONTROL)

FUNCTIONS ON THE VEHICLE

Vehicle	alim.	kW	Date	Engine	 S10	 T10	 T20 - T23	 T22 - T25
ENGINE								
2.0	Petrol	114	12/12->	PE-VPTR, PEY5, PEY7				
ENGINE								
Engine Information					S10	T10	T20 - T23	T22 - T25
All engines					7.0188		7.1245 T20	
ENGINE								
2.0	Petrol	121	01/13->	PEXB, PEXL, PEYS, PEY7				
ENGINE								
Engine Information					S10	T10	T20 - T23	T22 - T25
All engines					7.0188		7.1245 T20	
ENGINE								
2.2 D	Diesel	110	12/12->	SHY1, SHY4, SHY6, SHY8				
ENGINE								
Engine Information					S10	T10	T20 - T23	T22 - T25
All engines							7.1245 T20	
ENGINE								
2.2 D	Diesel	129	12/12->	SH-VPTR, SHY1, SHY4, SHY6				
ENGINE								
Engine Information					S10	T10	T20 - T23	T22 - T25
All engines							7.1245 T20	
ENGINE								
2.2 D	Diesel	135	03/18->	SHY8				
ENGINE								
Engine Information					S10	T10	T20 - T23	T22 - T25
All engines							7.1245 T20	
ENGINE								
2.2 D 4WD	Diesel	129	07/14->	SH-VPTR				
ENGINE								
Engine Information					S10	T10	T20 - T23	T22 - T25
All engines							7.1245 T20	
ENGINE								
2.2 D AWD	Diesel	110	12/12->	SHY4, SHY6, SHY8				
ENGINE								
Engine Information					S10	T10	T20 - T23	T22 - T25
All engines							7.1245 T20	
ENGINE								
2.2 D AWD	Diesel	129	02/15->	SHY4, SHY6				
ENGINE								
Engine Information					S10	T10	T20 - T23	T22 - T25
All engines							7.1245 T20	
ENGINE								
2.2 D AWD	Diesel	135	03/18->	SHY8				
ENGINE								
Engine Information					S10	T10	T20 - T23	T22 - T25
All engines							7.1245 T20	
ENGINE								
2.5	Petrol	138	12/12->	PYY1				
ENGINE								
Engine Information					S10	T10	T20 - T23	T22 - T25
All engines					7.0188		7.1245 T20	
ENGINE								
2.5	Petrol	141	12/12->	PYY1, PYY3, PY-Y8, PY-ZA				
ENGINE								
Engine Information					S10	T10	T20 - T23	T22 - T25
All engines					7.0188		7.1245 T20	
ENGINE								
2.5 [ExtraEU]	Petrol	143	03/18->	PYZ8, PYZC				
ENGINE								
Engine Information					S10	T10	T20 - T23	T22 - T25
All engines							7.1245 T20	
ENGINE								
626								
ENGINE								
1.8 BiFuel	Petrol/ Petro- leum Gas (LPG)	72	11/97-04/02	FP63, FPA9				
ENGINE								
Engine Information					S10	T10	T20 - T23	T22 - T25
All engines					7.0017			
All engines							7.1017 T20	
-cruise control								

S10 OIL PRESSURE WARNING LIGHT SWITCH	T10 REVERSING LIGHT SWITCH	T20 BRAKE LIGHT SWITCH
T22 SWITCH CLUTCH CONTROL (CRUISE CONTROL)	T23 SWITCH BRAKE ACTUATION (ENGINE TIMING)	T25 SWITCH CLUTCH CONTROL (ENGINE CONTROL)

FUNCTIONS ON THE VEHICLE

Vehicle	alim.	kW	Date	Engine	 S10	 T10	 T20 - T23	 T22 - T25
---------	-------	----	------	--------	---	---	--	---

				ENGINE
2.0 BiFuel	Petrol/ Petro- leum Gas (LPG)	83	11/97-04/02	FS4B, FSS9

Engine	Information	S10	T10	T20 - T23	T22 - T25
All engines		7.0017			
All engines	-cruise control			7.1017 T20	

626 III				ENGINE
1.6	Petrol	59	11/82-09/87	F6

Engine	Information	S10	T10	T20 - T23	T22 - T25
All engines		7.0014	7.6064		
All engines	-cruise control			7.1017 T20	
All engines	+cruise control			7.1036 T20	

				ENGINE
2.0	Petrol	68	01/85-01/90	FE (8V)

Engine	Information	S10	T10	T20 - T23	T22 - T25
All engines		7.0014			
All engines	-cruise control			7.1017 T20	
All engines	+cruise control			7.1036 T20	

				ENGINE
2.0	Petrol	74	03/83-09/87	FE (8V)

Engine	Information	S10	T10	T20 - T23	T22 - T25
All engines		7.0014	7.6064		
All engines	-cruise control			7.1017 T20	
All engines	+cruise control			7.1036 T20	

				ENGINE
2.0	Petrol	88	01/86-09/87	FE (8V)

Engine	Information	S10	T10	T20 - T23	T22 - T25
All engines		7.0014			
All engines	-cruise control			7.1017 T20	
All engines	+cruise control			7.1036 T20	

				ENGINE
2.0 D	Diesel	46	01/83-06/87	RF46

Engine	Information	S10	T10	T20 - T23	T22 - T25
All engines		7.0016	7.6064		

				ENGINE
2.0 D	Diesel	47	11/82-07/85	RF46

Engine	Information	S10	T10	T20 - T23	T22 - T25
All engines		7.0016	7.6064		

626 IV				ENGINE
--------	--	--	--	--------

1.8	Petrol	65	09/87-05/92	F8 (12V)
-----	--------	----	-------------	----------

Engine	Information	S10	T10	T20 - T23	T22 - T25
All engines	see connection type	7.0014, 7.0017			
All engines			7.6064		
All engines	pole nr. 2			7.1017 T20	
All engines	pole nr. 4			7.1036 T20	

				ENGINE
1.8	Petrol	69	11/87-05/92	F8 (12V)





Engine	Information	S10	T10	T20 - T23	T22 - T25
All engines	see connection type	7.0014, 7.0017			
All engines			7.6064		
All engines	pole nr. 2			7.1017 T20	
All engines	pole nr. 4			7.1036 T20	

				ENGINE
2.0	Petrol	66	09/87-10/90	FE (12V), FE (8V)

Engine	Information	S10	T10	T20 - T23	T22 - T25
All engines	see connection type	7.0014, 7.0016			
All engines			7.6064		

S10 OIL PRESSURE WARNING LIGHT SWITCH	T10 REVERSING LIGHT SWITCH	T20 BRAKE LIGHT SWITCH
T22 SWITCH CLUTCH CONTROL (CRUISE CONTROL)	T23 SWITCH BRAKE ACTUATION (ENGINE TIMING)	T25 SWITCH CLUTCH CONTROL (ENGINE CONTROL)

FUNCTIONS ON THE VEHICLE

Vehicle	alim.	kW	Date	Engine	 S10	 T10	 T20 - T23	 T22 - T25
ENGINE								
2.0	Petrol	66	09/87-10/90	FE (12V), FE (8V)				
Engine	Information				S10	T10	T20 - T23	T22 - T25
Eng. FE (12V)	+alarm switch, +manual transmission, ->ch. 138868, super unlead(95)					7.6225		
All engines	pole nr. 2						7.1017	T20
All engines	pole nr. 4						7.1036	T20
ENGINE								
2.0 12V	Petrol	79	09/87-05/92	FE (12V)				
Engine	Information				S10	T10	T20 - T23	T22 - T25
All engines					7.0014			
All engines	pole nr. 4					7.6064	7.1036	T20
All engines	pole nr. 2					7.6225	7.1017	T20
ENGINE								
2.0 16V	Petrol	103	11/87-05/92	FE (16V)				
Engine	Information				S10	T10	T20 - T23	T22 - T25
All engines	see connection type				7.0014, 7.0017			
All engines						7.6064		
All engines	pole nr. 2						7.1017	T20
All engines	pole nr. 4						7.1036	T20
ENGINE								
2.0 16V	Petrol	109	06/87-09/89	FE (16V)				
Engine	Information				S10	T10	T20 - T23	T22 - T25
All engines	see connection type				7.0014, 7.0017			
All engines						7.6064		
All engines	pole nr. 2						7.1017	T20
All engines	pole nr. 4						7.1036	T20
ENGINE								
2.0 D	Diesel	44	07/87-07/91	RF-N				
Engine	Information				S10	T10	T20 - T23	T22 - T25
All engines					7.0016	7.6064		
All engines	pole nr. 2						7.1017	T20
All engines	pole nr. 4						7.1036	T20
ENGINE								
2.0i 16V GT	Petrol	109	08/89-01/92	FEFN				
Engine	Information				S10	T10	T20 - T23	T22 - T25
All engines					7.0016	7.6064		
All engines	-cruise control						7.1017	T20
ENGINE								
2.0i 16V GT	Petrol	110	08/89-01/92	FEFL				
Engine	Information				S10	T10	T20 - T23	T22 - T25
All engines					7.0016	7.6064		
All engines	-cruise control						7.1017	T20
ENGINE								
2.0i 16V GT 4x4	Petrol	109	08/89-07/91	FEFN				
Engine	Information				S10	T10	T20 - T23	T22 - T25
All engines					7.0016	7.6064		
All engines	-cruise control						7.1017	T20
ENGINE								
2.0i 16V GT 4x4	Petrol	110	08/89-01/92	FEFL				
Engine	Information				S10	T10	T20 - T23	T22 - T25
All engines					7.0016	7.6064		
All engines	-cruise control						7.1017	T20
ENGINE								
2.2 12V	Petrol	85	11/87-04/92	F2				
Engine	Information				S10	T10	T20 - T23	T22 - T25
All engines	see connection type				7.0014, 7.0016			
All engines						7.6064		
All engines	pole nr. 2						7.1017	T20
All engines	pole nr. 4						7.1036	T20

S10	OIL PRESSURE WARNING LIGHT SWITCH	T10	REVERSING LIGHT SWITCH	T20	BRAKE LIGHT SWITCH
T22	SWITCH CLUTCH CONTROL (CRUISE CONTROL)	T23	SWITCH BRAKE ACTUATION (ENGINE TIMING)	T25	SWITCH CLUTCH CONTROL (ENGINE CONTROL)

FUNCTIONS ON THE VEHICLE

Vehicle	alim.	kW	Date	Engine				
					S10	T10	T20 - T23	T22 - T25

				ENGINE
2.2 12V 4WD	Petrol	85	11/87-07/90	F2

Engine	Information	S10	T10	T20 - T23	T22 - T25
All engines	see connection type	7.0014, 7.0016			
All engines			7.6064		
All engines	pole nr. 2			7.1017	T20
All engines	pole nr. 4			7.1036	T20

				ENGINE
2.2 i 12v	Petrol	85	08/87-07/89	F2D3, F2D4

Engine	Information	S10	T10	T20 - T23	T22 - T25
All engines		7.0014	7.6064		
All engines	pole nr. 2			7.1017	T20
All engines	pole nr. 4			7.1036	T20

				ENGINE
626 V				
1.8	Petrol	66	08/94-04/97	FP01LP

Engine	Information	S10	T10	T20 - T23	T22 - T25
All engines	ch. 481446 ->	7.0017			
All engines	->ch. 481446	7.0035			
All engines	-cruise control, pole nr. 2			7.1017	T20
All engines	-cruise control, pole nr. 4			7.1175	T20
All engines	+cruise control, pole nr. 4			7.1176	T20

				ENGINE
1.8	Petrol	77	08/91-04/97	FP

Engine	Information	S10	T10	T20 - T23	T22 - T25
All engines	ch. 481446 ->	7.0017			
All engines	->ch. 481446	7.0035			
All engines	-cruise control, pole nr. 2			7.1017	T20
All engines	-cruise control, pole nr. 4			7.1175	T20
All engines	+cruise control, pole nr. 4			7.1176	T20

				ENGINE
1.8 i	Petrol	66	08/94-04/97	--

Engine	Information	S10	T10	T20 - T23	T22 - T25
All engines	ch. 481446 ->	7.0017			
All engines	->ch. 481446	7.0035			
All engines	-cruise control, pole nr. 2			7.1017	T20
All engines	-cruise control, pole nr. 4			7.1175	T20
All engines	+cruise control, pole nr. 4			7.1176	T20

				ENGINE
1.8 i	Petrol	77	01/92-04/97	FP

Engine	Information	S10	T10	T20 - T23	T22 - T25
All engines	ch. 481446 ->	7.0017			
All engines	->ch. 481446	7.0035			
All engines	-cruise control, pole nr. 2			7.1017	T20
All engines	-cruise control, pole nr. 4			7.1175	T20
All engines	+cruise control, pole nr. 4			7.1176	T20

				ENGINE
1.8 i	Petrol	78	05/94-06/97	FP





Engine	Information	S10	T10	T20 - T23	T22 - T25
All engines	ch. 481446 ->	7.0017			
All engines	->ch. 481446	7.0035			
All engines	-cruise control, pole nr. 2			7.1017	T20
All engines	-cruise control, pole nr. 4			7.1175	T20
All engines	+cruise control, pole nr. 4			7.1176	T20

				ENGINE
2.0 D	Diesel	56	05/94-06/97	RF55

Engine	Information	S10	T10	T20 - T23	T22 - T25
All engines		7.0016			
All engines	-cruise control, pole nr. 2			7.1017	T20
All engines	-cruise control, pole nr. 4			7.1175	T20
All engines	+cruise control, pole nr. 4			7.1176	T20

S10	OIL PRESSURE WARNING LIGHT SWITCH	T10	REVERSING LIGHT SWITCH	T20	BRAKE LIGHT SWITCH
T22	SWITCH CLUTCH CONTROL (CRUISE CONTROL)	T23	SWITCH BRAKE ACTUATION (ENGINE TIMING)	T25	SWITCH CLUTCH CONTROL (ENGINE CONTROL)

FUNCTIONS ON THE VEHICLE

Vehicle	alim.	kW	Date	Engine	 S10	 T10	 T20 - T23	 T22 - T25
---------	-------	----	------	--------	---	---	--	---

				ENGINE
2.0 D GLX Comprex	Diesel	55	10/92-04/97	RF55

Engine	Information	S10	T10	T20 - T23	T22 - T25
All engines		7.0016			
All engines	-cruise control, pole nr. 2			7.1017 T20	
All engines	-cruise control, pole nr. 4			7.1175 T20	
All engines	+cruise control, pole nr. 4			7.1176 T20	

				ENGINE
2.0 i	Petrol	85	08/91-04/97	FS

Engine	Information	S10	T10	T20 - T23	T22 - T25
All engines	ch. 481446 ->	7.0017			
All engines	->ch. 481446	7.0035			
All engines	-cruise control, pole nr. 2			7.1017 T20	
All engines	-cruise control, pole nr. 4			7.1175 T20	
All engines	+cruise control, pole nr. 4			7.1176 T20	

				ENGINE
2.0 i 4WD	Petrol	85	04/92-04/97	FS

Engine	Information	S10	T10	T20 - T23	T22 - T25
All engines	ch. 481446 ->	7.0017			
All engines	->ch. 481446	7.0035			
All engines			7.6144		
All engines	-cruise control, pole nr. 2			7.1017 T20	
All engines	-cruise control, pole nr. 4			7.1175 T20	
All engines	+cruise control, pole nr. 4			7.1176 T20	

				ENGINE
2.5 24V	Petrol	120	08/94-04/97	KL

Engine	Information	S10	T10	T20 - T23	T22 - T25
All engines	ch. 481446 ->	7.0017			
All engines	->ch. 481446	7.0035			
All engines	-cruise control, pole nr. 2			7.1017 T20	
All engines	-cruise control, pole nr. 4			7.1175 T20	
All engines	+cruise control, pole nr. 4			7.1176 T20	

				ENGINE
2.5 24V	Petrol	121	01/92-04/97	KL

Engine	Information	S10	T10	T20 - T23	T22 - T25
All engines	ch. 481446 ->	7.0017			
All engines	->ch. 481446	7.0035			
All engines	-cruise control, pole nr. 2			7.1017 T20	
All engines	-cruise control, pole nr. 4			7.1175 T20	
All engines	+cruise control, pole nr. 4			7.1176 T20	

626 VI

				ENGINE
1.8	Petrol	66	05/97-01/00	FP33, FP63, FPY3

Engine	Information	S10	T10	T20 - T23	T22 - T25
All engines		7.0017			
All engines	-cruise control			7.1017 T20	

				ENGINE
1.8	Petrol	74	12/99-10/02	FP, FP9A, FPA1

Engine	Information	S10	T10	T20 - T23	T22 - T25
All engines		7.0017			
All engines	-cruise control			7.1017 T20	

				ENGINE
2.0	Petrol	100	04/98-10/02	FS2C, FS2D




Engine	Information	S10	T10	T20 - T23	T22 - T25
All engines		7.0017			
All engines	-cruise control			7.1017 T20	

				ENGINE
2.0	Petrol	85	05/97-10/02	FS, FS2A, FS2B, FSJ2, FSS9

Engine	Information	S10	T10	T20 - T23	T22 - T25
All engines		7.0017			
All engines	-cruise control			7.1017 T20	

S10 OIL PRESSURE WARNING LIGHT SWITCH	T10 REVERSING LIGHT SWITCH	T20 BRAKE LIGHT SWITCH
T22 SWITCH CLUTCH CONTROL (CRUISE CONTROL)	T23 SWITCH BRAKE ACTUATION (ENGINE TIMING)	T25 SWITCH CLUTCH CONTROL (ENGINE CONTROL)

FUNCTIONS ON THE VEHICLE

Vehicle	alim.	kW	Date	Engine	 S10	 T10	 T20 - T23	 T22 - T25
ENGINE								
2.0 DI TD	Diesel	66	04/98-10/02	RF3F				
Engine	Information			S10	T10	T20 - T23	T22 - T25	
All engines				7.0017				
All engines	-cruise control					7.1017	T20	
ENGINE								
2.0 DITD	Diesel	66	04/98-10/02	RF3F				
Engine	Information			S10	T10	T20 - T23	T22 - T25	
All engines				7.0017				
All engines	-cruise control					7.1017	T20	
ENGINE								
2.0 H.P.	Petrol	100	02/98-10/02	FS2C, FS2D, FSH9, FSJ1, FSJ4				
Engine	Information			S10	T10	T20 - T23	T22 - T25	
All engines				7.0017				
All engines	-cruise control					7.1017	T20	
ENGINE								
2.0 TD	Diesel	81	10/00-10/02	RF4F				
Engine	Information			S10	T10	T20 - T23	T22 - T25	
All engines				7.0017				
All engines	-cruise control					7.1017	T20	
ENGINE								
2.0 Turbo DI	Diesel	74	04/98-10/02	RF2A, RF4F				
Engine	Information			S10	T10	T20 - T23	T22 - T25	
All engines				7.0017				
All engines	-cruise control					7.1017	T20	
929 III								
ENGINE								
2.0	Petrol	85	06/87-12/88	FE (8V), FEFA				
Engine	Information			S10	T10	T20 - T23	T22 - T25	
Eng. FE (8V)				7.0016	7.6062			
All engines	-cruise control					7.1017	T20	
Eng. FE (8V)	+cruise control					7.1036	T20	
ENGINE								
2.2 12V	Petrol	85	01/88-04/89	F2, F21, F2E				
Engine	Information			S10	T10	T20 - T23	T22 - T25	
All engines				7.0016	7.6062			
All engines	-cruise control					7.1017	T20	
All engines	+cruise control					7.1036	T20	
ENGINE								
2.2 i	Petrol	100	05/87-12/88	F2-EGI				
Engine	Information			S10	T10	T20 - T23	T22 - T25	
All engines				7.0016	7.6062			
All engines	-cruise control					7.1017	T20	
All engines	+cruise control					7.1036	T20	
ENGINE								
2.2i 12v	Petrol	100	06/89-09/92	F2E6, F2E7				
Engine	Information			S10	T10	T20 - T23	T22 - T25	
All engines	-cruise control					7.1017	T20	
ENGINE								
3.0	Petrol	125	01/88-12/89	JE3				
Engine	Information			S10	T10	T20 - T23	T22 - T25	
All engines	->ch. 202895			7.0016				
All engines	-cruise control					7.1017	T20	
All engines	+cruise control					7.1036	T20	
ENGINE								
3.0	Petrol	140	06/87-06/91	JE				
Engine	Information			S10	T10	T20 - T23	T22 - T25	
All engines				7.0016				
All engines	-cruise control					7.1017	T20	
All engines	+cruise control					7.1036	T20	

S10	OIL PRESSURE WARNING LIGHT SWITCH	T10	REVERSING LIGHT SWITCH	T20	BRAKE LIGHT SWITCH
T22	SWITCH CLUTCH CONTROL (CRUISE CONTROL)	T23	SWITCH BRAKE ACTUATION (ENGINE TIMING)	T25	SWITCH CLUTCH CONTROL (ENGINE CONTROL)

FUNCTIONS ON THE VEHICLE

Vehicle	alim.	kW	Date	Engine	 S10	 T10	 T20 - T23	 T22 - T25
---------	-------	----	------	--------	---	---	--	---

				ENGINE
3.0 i	Petrol	123	01/90-06/91	JE3

Engine	Information	S10	T10	T20 - T23	T22 - T25
All engines	->ch. 202895	7.0016			
All engines	-cruise control			7.1017 T20	

				ENGINE
3.0i DOHC [USA]	Petrol	0	01/90-12/91	--

Engine	Information	S10	T10	T20 - T23	T22 - T25
All engines	->ch. .412700	7.0016			

				ENGINE
2.5 12v TD 4x4	Diesel	80	02/99->	R581

Engine	Information	S10	T10	T20 - T23	T22 - T25
All engines		7.0017	7.6225	7.1017 T20	
All engines	+alarm switch, 4WD		7.6088		

				ENGINE
2.2	Petrol	68	11/99-08/02	F2R4

Engine	Information	S10	T10	T20 - T23	T22 - T25
All engines		7.0017	7.6225	7.1017 T20	

				ENGINE
2.2 4WD	Petrol	60	02/99-11/06	F5A2, R5A2

Engine	Information	S10	T10	T20 - T23	T22 - T25
All engines		7.0017	7.6225	7.1017 T20	
Eng. R5A2	+alarm switch, 4WD		7.6088		

				ENGINE
2.2 8V 4WD	Petrol	68	06/99-11/06	F2R4

Engine	Information	S10	T10	T20 - T23	T22 - T25
All engines		7.0017	7.6225	7.1017 T20	

				ENGINE
2.5 D	Diesel	57	06/99-11/06	R587, WL81

Engine	Information	S10	T10	T20 - T23	T22 - T25
All engines			7.6225	7.1017 T20	

				ENGINE
2.5 D	Diesel	62	12/02-11/06	WLE7

Engine	Information	S10	T10	T20 - T23	T22 - T25
All engines		7.0017	7.6225	7.1017 T20	

				ENGINE
2.5 D 4WD	Diesel	57	06/99-11/06	WL81

Engine	Information	S10	T10	T20 - T23	T22 - T25
All engines		7.0017	7.6225	7.1017 T20	

				ENGINE
2.5 D 4WD	Diesel	62	12/02-11/06	WLE7

Engine	Information	S10	T10	T20 - T23	T22 - T25
All engines		7.0017	7.6225	7.1017 T20	

				ENGINE
2.5 TD 4WD	Diesel	80	06/99-07/06	WL84, WLF1, WLF2

Engine	Information	S10	T10	T20 - T23	T22 - T25
All engines		7.0017	7.6225	7.1017 T20	

				ENGINE
2.6 12V 4WD	Petrol	90	06/99-11/06	G6T1, R585





Engine	Information	S10	T10	T20 - T23	T22 - T25
All engines		7.0016	7.6225	7.1017 T20	

				ENGINE
2.2	Petrol	73	10/06-06/13	--

Engine	Information	S10	T10	T20 - T23	T22 - T25
All engines		7.0017		7.1017 T20	
All engines	no specific info conc. application available		7.6088, 7.6225		

S10	OIL PRESSURE WARNING LIGHT SWITCH	T10	REVERSING LIGHT SWITCH	T20	BRAKE LIGHT SWITCH
T22	SWITCH CLUTCH CONTROL (CRUISE CONTROL)	T23	SWITCH BRAKE ACTUATION (ENGINE TIMING)	T25	SWITCH CLUTCH CONTROL (ENGINE CONTROL)

FUNCTIONS ON THE VEHICLE





Vehicle	alim.	kW	Date	Engine	 S10	 T10	 T20 - T23	 T22 - T25
ENGINE								
2.2	Petrol	75	09/06->	F2E				
Engine	Information			S10	T10	T20 - T23	T22 - T25	
All engines				7.0017		7.1017 T20		
All engines	no specific info conc. application available				7.6088, 7.6225			
ENGINE								
2.2 MZR-CD	Diesel	92	10/11->	U2				
Engine	Information			S10	T10	T20 - T23	T22 - T25	
All engines				7.0145	7.6265	7.1231 T20	7.1236 T22	
All engines	with control switch					7.1237 T20	7.1221 T22	
ENGINE								
2.5 MRZ-CD	Diesel	105	08/06-06/13	WLAA				
Engine	Information			S10	T10	T20 - T23	T22 - T25	
All engines						7.1017 T20		
ENGINE								
2.5 MRZ-CD 4x4	Diesel	105	12/06-12/15	WLAA				
Engine	Information			S10	T10	T20 - T23	T22 - T25	
All engines				7.0017		7.1017 T20		
ENGINE								
2.6	Petrol	90	10/06-06/13	G6Y1				
Engine	Information			S10	T10	T20 - T23	T22 - T25	
All engines				7.0016	7.6225	7.1017 T20		
ENGINE								
2.6	Petrol	92	10/06-12/15	G6Y1				
Engine	Information			S10	T10	T20 - T23	T22 - T25	
All engines				7.0016	7.6225	7.1017 T20		
ENGINE								
2.6	Petrol	99	09/06->	G6				
Engine	Information			S10	T10	T20 - T23	T22 - T25	
All engines				7.0016	7.6225	7.1017 T20		
ENGINE								
3.0 CDVi	Diesel	115	12/06-12/15	WE01, WEA1, WEAT				
Engine	Information			S10	T10	T20 - T23	T22 - T25	
All engines				7.0017		7.1017 T20		
ENGINE								
3.0 CDVi 4x4	Diesel	115	10/06-12/15	WEA1, WEAT				
Engine	Information			S10	T10	T20 - T23	T22 - T25	
All engines				7.0017		7.1017 T20		
ENGINE								
3.2 MZR-CD	Diesel	147	10/11->	UH				
Engine	Information			S10	T10	T20 - T23	T22 - T25	
All engines				7.0145		7.1231, 7.1237 T20		
CX-3								
ENGINE								
1.5 D	Diesel	77	05/15->	SSY5, SSY7, SSY9				
Engine	Information			S10	T10	T20 - T23	T22 - T25	
All engines						7.1245 T20		
ENGINE								
1.5 D AWD	Diesel	77	05/15->	SSY5, SSY7, SSY9				
Engine	Information			S10	T10	T20 - T23	T22 - T25	
All engines						7.1245 T20		
ENGINE								
1.8 [ExtraEU]	Diesel	85	02/18->	S8Y1				
Engine	Information			S10	T10	T20 - T23	T22 - T25	
All engines						7.1245 T20		
ENGINE								
2.0	Petrol	88	05/15->	PEX3, PEXB				
Engine	Information			S10	T10	T20 - T23	T22 - T25	
All engines				7.0188		7.1245 T20		

S10	OIL PRESSURE WARNING LIGHT SWITCH	T10	REVERSING LIGHT SWITCH	T20	BRAKE LIGHT SWITCH
T22	SWITCH CLUTCH CONTROL (CRUISE CONTROL)	T23	SWITCH BRAKE ACTUATION (ENGINE TIMING)	T25	SWITCH CLUTCH CONTROL (ENGINE CONTROL)

FUNCTIONS ON THE VEHICLE

Vehicle	alim.	kW	Date	Engine	 S10	 T10	 T20 - T23	 T22 - T25
ENGINE								
2.0	Petrol	89	02/18->	PEXB				
ENGINE								
Engine	Information				S10	T10	T20 - T23	T22 - T25
All engines							7.1245 T20	
2.0 AWD	Petrol	110	05/15->	PEX3, PEXB				
ENGINE								
Engine	Information				S10	T10	T20 - T23	T22 - T25
All engines					7.0188		7.1245 T20	
CX-5								
2.0	Petrol	110	02/12-02/17	PEY5				
ENGINE								
Engine	Information				S10	T10	T20 - T23	T22 - T25
All engines					7.0188		7.1245 T20	
2.0	Petrol	114	07/12->	PEY4, PEY5				
ENGINE								
Engine	Information				S10	T10	T20 - T23	T22 - T25
All engines					7.0188		7.1245 T20	
2.0	Petrol	115	01/12->	PE-VPS				
ENGINE								
Engine	Information				S10	T10	T20 - T23	T22 - T25
All engines					7.0188		7.1245 T20	
2.0	Petrol	121	11/11->	PEX3, PEY6, PEY7				
ENGINE								
Engine	Information				S10	T10	T20 - T23	T22 - T25
All engines	-brake energy recovery, LHD, RHD				7.0188			
All engines							7.1245 T20	
2.0 [ExtraEU]	Petrol	113	11/11-02/17	PEY4, PEY5				
ENGINE								
Engine	Information				S10	T10	T20 - T23	T22 - T25
All engines					7.0188		7.1245 T20	
2.0 AWD	Petrol	110	02/12-02/17	PEY5				
ENGINE								
Engine	Information				S10	T10	T20 - T23	T22 - T25
All engines					7.0188		7.1245 T20	
2.0 AWD	Petrol	113	07/12->	PEY4, PEY5				
ENGINE								
Engine	Information				S10	T10	T20 - T23	T22 - T25
All engines					7.0188		7.1245 T20	
2.0 AWD	Petrol	114	07/12->	PEY4, PEY5				
ENGINE								
Engine	Information				S10	T10	T20 - T23	T22 - T25
All engines					7.0188		7.1245 T20	
2.0 AWD	Petrol	115	01/12->	PE-VPS				
ENGINE								
Engine	Information				S10	T10	T20 - T23	T22 - T25
All engines					7.0188		7.1245 T20	
2.0 AWD	Petrol	118	11/11->	PEX3, PEY6, PEY7				
ENGINE								
Engine	Information				S10	T10	T20 - T23	T22 - T25
All engines	-brake energy recovery				7.0188			
All engines							7.1245 T20	
2.0 AWD	Petrol	121	06/18->	PEX3				
ENGINE								
Engine	Information				S10	T10	T20 - T23	T22 - T25
All engines							7.1245 T20	
2.2 D	Diesel	110	04/12->	SHY1, SHY4, SHY6				
ENGINE								
Engine	Information				S10	T10	T20 - T23	T22 - T25
All engines							7.1245 T20	

S10 OIL PRESSURE WARNING LIGHT SWITCH	T10 REVERSING LIGHT SWITCH	T20 BRAKE LIGHT SWITCH
T22 SWITCH CLUTCH CONTROL (CRUISE CONTROL)	T23 SWITCH BRAKE ACTUATION (ENGINE TIMING)	T25 SWITCH CLUTCH CONTROL (ENGINE CONTROL)

				FUNCTIONS ON THE VEHICLE				
Vehicle	alim.	kW	Date	Engine	 S10	 T10	 T20 - T23	 T22 - T25
ENGINE								
2.2 D	Diesel	129	04/12->	SH-VPTS, SHY1				
Engine					S10	T10	T20 - T23	T22 - T25
All engines							7.1245 T20	
ENGINE								
2.2 D 4WD	Diesel	129	04/12->	SH-VPTS				
Engine					S10	T10	T20 - T23	T22 - T25
All engines							7.1245 T20	
ENGINE								
2.2 D AWD	Diesel	110	04/12->	SHY1, SHY4, SHY6				
Engine					S10	T10	T20 - T23	T22 - T25
All engines							7.1245 T20	
ENGINE								
2.2 D AWD	Diesel	129	04/12->	SHY1, SHY4, SHY6				
Engine					S10	T10	T20 - T23	T22 - T25
All engines							7.1245 T20	
ENGINE								
2.2 D AWD	Diesel	135	06/18->	SHY8				
Engine					S10	T10	T20 - T23	T22 - T25
All engines							7.1245 T20	
ENGINE								
2.5	Petrol	138	02/13->	PY-VPS				
Engine					S10	T10	T20 - T23	T22 - T25
All engines					7.0188		7.1245 T20	
ENGINE								
2.5	Petrol	141	03/15->	PYY1				
Engine					S10	T10	T20 - T23	T22 - T25
All engines					7.0188		7.1245 T20	
ENGINE								
2.5 4WD	Petrol	135	07/14->	PY-VPS				
Engine					S10	T10	T20 - T23	T22 - T25
All engines					7.0188		7.1245 T20	
ENGINE								
2.5 AWD	Petrol	141	02/15-02/17	PYY1				
Engine					S10	T10	T20 - T23	T22 - T25
All engines					7.0188		7.1245 T20	
ENGINE								
2.5 AWD	Petrol	143	05/17->	PY-Y8, PY-ZA				
Engine					S10	T10	T20 - T23	T22 - T25
All engines					7.0188			
All engines							7.1245 T20	
ENGINE								
CX-7								
ENGINE								
2.2 MZR CD	Diesel	120	01/12-03/13	R2AA				
Engine					S10	T10	T20 - T23	T22 - T25
All engines					7.0017			
All engines							7.1269 T20	
All engines							7.1272 T20	
ENGINE								
2.2 MZR-CD AWD	Diesel	127	07/09-03/13	R2AA				
Engine					S10	T10	T20 - T23	T22 - T25
All engines					7.0017			
All engines							7.1269 T20	
All engines							7.1272 T20	
ENGINE								
2.2 MZR-CD AWD	Diesel	136	09/09->	--				
Engine					S10	T10	T20 - T23	T22 - T25
All engines					7.0017			
All engines							7.1269 T20	
All engines							7.1272 T20	

S10	OIL PRESSURE WARNING LIGHT SWITCH	T10	REVERSING LIGHT SWITCH	T20	BRAKE LIGHT SWITCH
T22	SWITCH CLUTCH CONTROL (CRUISE CONTROL)	T23	SWITCH BRAKE ACTUATION (ENGINE TIMING)	T25	SWITCH CLUTCH CONTROL (ENGINE CONTROL)

The present application list is a brief version. For the detailed information about the possibility of installation on a specific vehicle, please refer to our web-catalogue <http://catalogo.facet.eu/>

FUNCTIONS ON THE VEHICLE

Vehicle	alim.	kW	Date	Engine	 S10	 T10	 T20 - T23	 T22 - T25
---------	-------	----	------	--------	---	---	--	---

				ENGINE
2.3 AWD	Petrol	182	06/06-12/12	L3Y6

Engine	Information	S10	T10	T20 - T23	T22 - T25
All engines		7.0146		7.1272 T20	

				ENGINE
2.3 DiSi [ExtraEU]	Petrol	177	06/06-06/09	L3K7

Engine	Information	S10	T10	T20 - T23	T22 - T25
All engines		7.0146			
All engines	-cruise control			7.1269 T20	
All engines	+cruise control			7.1272 T20	

				ENGINE
2.3 MZR DISI Turbo AWD	Petrol	175	06/06-12/14	L3K7, L3-VDT, L3Y7

Engine	Information	S10	T10	T20 - T23	T22 - T25
All engines		7.0146			
Eng. L3K7, L3Y7	-cruise control			7.1269 T20	
All engines	+cruise control			7.1272 T20	

				ENGINE
2.3 MZR DISI Turbo AWD	Petrol	190	10/07-08/09	L3K4, L3-VDT

Engine	Information	S10	T10	T20 - T23	T22 - T25
All engines		7.0146			
Eng. L3K4	-cruise control			7.1269 T20	
All engines	+cruise control			7.1272 T20	

				ENGINE
2.3 MZR DISI Turbo AWD	Petrol	191	06/09-03/13	L3-VDT, L3Y6, L3Y7, L3ZA

Engine	Information	S10	T10	T20 - T23	T22 - T25
All engines		7.0146			
Eng. L3Y6, L3Y7, L3ZA	-> 01/09/10, -cruise control			7.1269 T20	
All engines	+cruise control, -> 01/09/10, 01/10/10 ->			7.1272 T20	

				ENGINE
2.5 MZR	Petrol	120	07/09-03/13	L5-VE, L5Y7

Engine	Information	S10	T10	T20 - T23	T22 - T25
All engines	FP Lower	7.0146			
Eng. L5Y7	-cruise control			7.1269 T20	
All engines	+cruise control			7.1272 T20	

DEMIO

				ENGINE
1.3	Petrol	46	05/98-12/02	B33L, B34P, B35J

Engine	Information	S10	T10	T20 - T23	T22 - T25
All engines		7.0017		7.1017 T20	
All engines	spanner size 24, thread M14x2.0		7.6144		

				ENGINE
1.3 16V	Petrol	46	08/98-07/03	B3 ME

Engine	Information	S10	T10	T20 - T23	T22 - T25
All engines		7.0017		7.1017 T20	

				ENGINE
1.3 i 16V	Petrol	53	08/98-04/00	B32L, B34P, B35J

Engine	Information	S10	T10	T20 - T23	T22 - T25
All engines		7.0017		7.1017 T20	
All engines	spanner size 24, thread M14x2.0		7.6144		

				ENGINE
1.5 16V	Petrol	55	04/00-07/03	B5 E, B5E1, B5E2, B5E3, B5E4, B5F3, B5F5

Engine	Information	S10	T10	T20 - T23	T22 - T25
All engines		7.0017		7.1017 T20	
All engines	-> 01/08/00, spanner size 24, thread M14x2.0		7.6144		





E2000

				ENGINE
2.0	Petrol	60	10/89-05/95	FEBN

Engine	Information	S10	T10	T20 - T23	T22 - T25
All engines		7.0014		7.1017 T20	

S10	OIL PRESSURE WARNING LIGHT SWITCH	T10	REVERSING LIGHT SWITCH	T20	BRAKE LIGHT SWITCH
T22	SWITCH CLUTCH CONTROL (CRUISE CONTROL)	T23	SWITCH BRAKE ACTUATION (ENGINE TIMING)	T25	SWITCH CLUTCH CONTROL (ENGINE CONTROL)

FUNCTIONS ON THE VEHICLE

Vehicle	alim.	kW	Date	Engine	 S10	 T10	 T20 - T23	 T22 - T25
ENGINE								
2.0i 12v	Petrol	71	04/97->	FERW, FEY9				
Engine	Information				S10	T10	T20 - T23	T22 - T25
Eng. FEY9					7.0016			
Eng. FERW					7.0017			
All engines							7.1017 T20	
ENGINE								
2.0i 12v 4x4	Petrol	71	09/90-08/99	FEJM, FEY9				
Engine	Information				S10	T10	T20 - T23	T22 - T25
All engines					7.0016		7.1017 T20	
All engines	->ch. 720332, pole nr. 2					7.6062		
E2200								
ENGINE								
2.2	Diesel	47	11/87-03/97	R281				
Engine	Information				S10	T10	T20 - T23	T22 - T25
All engines					7.0014		7.1017 T20	
E-SERIE								
ENGINE								
E2000 4WD	Petrol	60	10/88-09/89	FEBN				
Engine	Information				S10	T10	T20 - T23	T22 - T25
All engines					7.0014	7.6062	7.1017 T20	
ENGINE								
E2200 D	Diesel	52	02/97-08/02	R2				
Engine	Information				S10	T10	T20 - T23	T22 - T25
All engines					7.0016		7.1017 T20	
ENGINE								
E2200 D 4WD	Diesel	52	02/97-05/03	R2				
Engine	Information				S10	T10	T20 - T23	T22 - T25
All engines					7.0016	7.6062	7.1017 T20	
MIATA								
ENGINE								
1.6i 16v	Petrol	85	03/90-08/93	CE16I				
Engine	Information				S10	T10	T20 - T23	T22 - T25
All engines						7.6062	7.1017 T20	
ENGINE								
1.6i 16v GT	Petrol	95	11/90-08/93	CE16T				
Engine	Information				S10	T10	T20 - T23	T22 - T25
All engines						7.6062	7.1017 T20	
ENGINE								
1.8i [USA]	Petrol	0	01/94->	--				
Engine	Information				S10	T10	T20 - T23	T22 - T25
All engines						7.6062		
All engines	-cruise control						7.1017 T20	
MPV I								
ENGINE								
2.5 TD	Diesel	85	05/96-09/99	WL-T				
Engine	Information				S10	T10	T20 - T23	T22 - T25
All engines					7.0017			
All engines	-cruise control						7.1017 T20	
ENGINE								
3.0	Petrol	112	09/88-12/91	JE94				
Engine	Information				S10	T10	T20 - T23	T22 - T25
All engines	-cruise control						7.1017 T20	
ENGINE								
3.0 i V6	Petrol	109	11/89-09/99	JE94				
Engine	Information				S10	T10	T20 - T23	T22 - T25
All engines	-cruise control						7.1017 T20	
ENGINE								
3.0 i V6	Petrol	113	11/88-05/99	JE94				
Engine	Information				S10	T10	T20 - T23	T22 - T25
All engines	-cruise control						7.1017 T20	

S10	OIL PRESSURE WARNING LIGHT SWITCH	T10	REVERSING LIGHT SWITCH	T20	BRAKE LIGHT SWITCH
T22	SWITCH CLUTCH CONTROL (CRUISE CONTROL)	T23	SWITCH BRAKE ACTUATION (ENGINE TIMING)	T25	SWITCH CLUTCH CONTROL (ENGINE CONTROL)

FUNCTIONS ON THE VEHICLE

Vehicle	alim.	kW	Date	Engine	 S10	 T10	 T20 - T23	 T22 - T25
---------	-------	----	------	--------	---	---	--	---

MPV II

2.0	Petrol	88	08/00-07/02	ENGINE FS1R
-----	--------	----	-------------	----------------

Engine	Information	S10	T10	T20 - T23	T22 - T25
All engines		7.0017			
All engines	-cruise control			7.1017 T20	

2.0	Petrol	90	09/99-08/00	ENGINE FS1R, FS-DS
-----	--------	----	-------------	-----------------------

Engine	Information	S10	T10	T20 - T23	T22 - T25
All engines		7.0017			
All engines	-cruise control			7.1017 T20	

2.0 DI	Diesel	100	07/02-02/06	ENGINE RF1F, RF5C
--------	--------	-----	-------------	----------------------

Engine	Information	S10	T10	T20 - T23	T22 - T25
All engines		7.0017	7.6231	7.1017 T20	

2.3	Petrol	104	07/02-02/06	ENGINE L3, L336, L3E9
-----	--------	-----	-------------	--------------------------

Engine	Information	S10	T10	T20 - T23	T22 - T25
All engines		7.0146			
All engines	-cruise control			7.1017 T20	

3.0 iV6	Petrol	147	01/02-12/06	ENGINE AJ
---------	--------	-----	-------------	--------------

Engine	Information	S10	T10	T20 - T23	T22 - T25
All engines	press. 0.50 bar	7.0148			
All engines	press. 0.40 bar	7.0156			
All engines				7.1017 T20	

MX-3

1.6 i	Petrol	65	07/91-10/97	ENGINE B69
-------	--------	----	-------------	---------------

Engine	Information	S10	T10	T20 - T23	T22 - T25
All engines		7.0017	7.6144	7.1017 T20	

1.6 i	Petrol	79	01/94-10/97	ENGINE B6D
-------	--------	----	-------------	---------------

Engine	Information	S10	T10	T20 - T23	T22 - T25
All engines		7.0017	7.6144	7.1017 T20	

1.8 iV6	Petrol	95	01/94-10/97	ENGINE K838
---------	--------	----	-------------	----------------

Engine	Information	S10	T10	T20 - T23	T22 - T25
All engines	ch. 213589 ->	7.0017			
All engines	->ch. 213589	7.0035			
All engines			7.6144	7.1017 T20	

1.8 iV6	Petrol	98	01/92-01/94	ENGINE K819
---------	--------	----	-------------	----------------

Engine	Information	S10	T10	T20 - T23	T22 - T25
All engines		7.0035	7.6144	7.1017 T20	

1.8 iV6	Petrol	99	01/96-10/97	ENGINE K8-ZE
---------	--------	----	-------------	-----------------

Engine	Information	S10	T10	T20 - T23	T22 - T25
All engines	ch. 213589 ->	7.0017			
All engines	->ch. 213589	7.0035			
All engines			7.6144	7.1017 T20	

MX-5 I

1.6	Petrol	66	01/95-04/98	ENGINE 8AN1
-----	--------	----	-------------	----------------


Engine	Information	S10	T10	T20 - T23	T22 - T25
All engines		7.0017	7.6062	7.1017 T20	

1.6	Petrol	85	05/90-01/94	ENGINE B64F
-----	--------	----	-------------	----------------

Engine	Information	S10	T10	T20 - T23	T22 - T25
All engines			7.6062	7.1017 T20	

S10 OIL PRESSURE WARNING LIGHT SWITCH	T10 REVERSING LIGHT SWITCH	T20 BRAKE LIGHT SWITCH
T22 SWITCH CLUTCH CONTROL (CRUISE CONTROL)	T23 SWITCH BRAKE ACTUATION (ENGINE TIMING)	T25 SWITCH CLUTCH CONTROL (ENGINE CONTROL)

FUNCTIONS ON THE VEHICLE

Vehicle	alim.	kW	Date	Engine	 S10	 T10	 T20 - T23	 T22 - T25
---------	-------	----	------	--------	---	---	--	---

				ENGINE
1.8	Petrol	96	01/93-04/98	BPF1

Engine	Information	S10	T10	T20 - T23	T22 - T25
All engines		7.0017	7.6062	7.1017 T20	

MX-5 II

				ENGINE
1.6	Petrol	81	01/98-10/05	B6MC, B6MU

Engine	Information	S10	T10	T20 - T23	T22 - T25
All engines		7.0017		7.1017 T20	
All engines	man 5 speed		7.6088		

				ENGINE
1.6 16V	Petrol	81	05/98-10/05	B6D

Engine	Information	S10	T10	T20 - T23	T22 - T25
All engines		7.0017		7.1017 T20	
All engines	5 Speed		7.6088		

				ENGINE
1.8	Petrol	103	01/98-10/05	BP5A, BPD

Engine	Information	S10	T10	T20 - T23	T22 - T25
All engines		7.0017		7.1017 T20	
All engines	5 Speed, man 5 speed		7.6088		

				ENGINE
1.8	Petrol	107	08/02-10/05	BP6J

Engine	Information	S10	T10	T20 - T23	T22 - T25
All engines		7.0017		7.1017 T20	
All engines	5 Speed		7.6088		

				ENGINE
1.8 16V	Petrol	102	11/00-10/05	BP6J, BPD

Engine	Information	S10	T10	T20 - T23	T22 - T25
All engines		7.0017		7.1017 T20	
All engines	5 Speed		7.6088		

				ENGINE
1.8 16V	Petrol	103	05/98-10/05	BP-ZE

Engine	Information	S10	T10	T20 - T23	T22 - T25
All engines		7.0017		7.1017 T20	
All engines	5 Speed		7.6088		

				ENGINE
1.8 16V	Petrol	107	11/00-10/05	BP6J, BPD, BP-ZE

Engine	Information	S10	T10	T20 - T23	T22 - T25
All engines		7.0017		7.1017 T20	
All engines	5 Speed		7.6088		

MX-5 III

				ENGINE
1.8	Petrol	93	03/05-12/14	L828, L831, L8-DE

Engine	Information	S10	T10	T20 - T23	T22 - T25
All engines		7.0146			
All engines	-> 01/06/10, -cruise control			7.1269 T20	
All engines	+cruise control			7.1272 T20	
Eng. L828, L8-DE					7.1171 T22

				ENGINE
2.0	Petrol	118	03/05->	--, LF62, LF-DE, LFG7, LFG8, LFY7

Engine	Information	S10	T10	T20 - T23	T22 - T25
All engines		7.0146			
All engines	-> 01/06/10, -cruise control			7.1269 T20	
All engines	+cruise control			7.1272 T20	
Eng. --, LF62, LF-DE					7.1171 T22

MX-5 IV

				ENGINE
1.5	Petrol	96	06/15->	P5-VPR, P5Z1

Engine	Information	S10	T10	T20 - T23	T22 - T25
All engines		7.0188		7.1245 T20	

S10 OIL PRESSURE WARNING LIGHT SWITCH	T10 REVERSING LIGHT SWITCH	T20 BRAKE LIGHT SWITCH
T22 SWITCH CLUTCH CONTROL (CRUISE CONTROL)	T23 SWITCH BRAKE ACTUATION (ENGINE TIMING)	T25 SWITCH CLUTCH CONTROL (ENGINE CONTROL)

FUNCTIONS ON THE VEHICLE

Vehicle	alim.	kW	Date	Engine	 S10	 T10	 T20 - T23	 T22 - T25
---------	-------	----	------	--------	---	---	--	---

				ENGINE
1.5	Petrol	97	05/18->	P5X1

Engine	Information	S10	T10	T20 - T23	T22 - T25
All engines		7.0188		7.1245 T20	

				ENGINE
2.0	Petrol	118	06/15->	PEX4, PEX6

Engine	Information	S10	T10	T20 - T23	T22 - T25
All engines		7.0188		7.1245 T20	

				ENGINE
2.0	Petrol	135	05/18->	PEXF

Engine	Information	S10	T10	T20 - T23	T22 - T25
All engines		7.0188		7.1245 T20	

				ENGINE
2.0	Petrol	85	02/92-02/97	FS

Engine	Information	S10	T10	T20 - T23	T22 - T25
All engines	ch. 481446 ->	7.0017			
All engines	->ch. 481446	7.0035			
All engines	-cruise control, pole nr. 2			7.1017 T20	
All engines	-cruise control, pole nr. 4			7.1175 T20	
All engines	+cruise control, pole nr. 4			7.1176 T20	

				ENGINE
2.5 24V	Petrol	121	02/92-09/97	KL

Engine	Information	S10	T10	T20 - T23	T22 - T25
All engines	ch. 481446 ->	7.0017			
All engines	->ch. 481446	7.0035			
All engines	-cruise control, pole nr. 2			7.1017 T20	
All engines	-cruise control, pole nr. 4			7.1175 T20	
All engines	+cruise control, pole nr. 4			7.1176 T20	

				ENGINE
2.5 24V	Petrol	123	02/93-11/95	KL

Engine	Information	S10	T10	T20 - T23	T22 - T25
All engines	ch. 481446 ->	7.0017			
All engines	->ch. 481446	7.0035			
All engines	-cruise control, pole nr. 2			7.1017 T20	
All engines	-cruise control, pole nr. 4			7.1175 T20	
All engines	+cruise control, pole nr. 4			7.1176 T20	

				ENGINE
2.5 i 24V	Petrol	120	08/94-02/97	KL

Engine	Information	S10	T10	T20 - T23	T22 - T25
All engines	ch. 481446 ->	7.0017			
All engines	->ch. 481446	7.0035			
All engines	-cruise control, pole nr. 2			7.1017 T20	
All engines	-cruise control, pole nr. 4			7.1175 T20	
All engines	+cruise control, pole nr. 4			7.1176 T20	

PREMACY

				ENGINE
1.9	Petrol	74	07/99-03/05	FP, FP87, FP88, FPE1

Engine	Information	S10	T10	T20 - T23	T22 - T25
All engines		7.0017		7.1017 T20	

				ENGINE
1.9	Petrol	84	07/99-03/05	FP, FP88, FPD9

Engine	Information	S10	T10	T20 - T23	T22 - T25
All engines		7.0017		7.1017 T20	

				ENGINE
2.0	Petrol	96	11/01-03/05	FS7E, FS7G

Engine	Information	S10	T10	T20 - T23	T22 - T25
All engines		7.0017		7.1017 T20	

				ENGINE
2.0 TD	Diesel	66	10/99-07/00	RF3F

Engine	Information	S10	T10	T20 - T23	T22 - T25
All engines		7.0017		7.1017 T20	

S10 OIL PRESSURE WARNING LIGHT SWITCH	T10 REVERSING LIGHT SWITCH	T20 BRAKE LIGHT SWITCH
T22 SWITCH CLUTCH CONTROL (CRUISE CONTROL)	T23 SWITCH BRAKE ACTUATION (ENGINE TIMING)	T25 SWITCH CLUTCH CONTROL (ENGINE CONTROL)

FUNCTIONS ON THE VEHICLE

Vehicle	alim.	kW	Date	Engine	 S10	 T10	 T20 - T23	 T22 - T25
---------	-------	----	------	--------	---	---	--	---

				ENGINE
2.0 TD	Diesel	74	07/00-03/05	RF2A, RF4F

Engine	Information	S10	T10	T20 - T23	T22 - T25
All engines		7.0017		7.1017 T20	

PROTEGE

				ENGINE
1.6i [USA]	Petrol	0	06/98->	--

Engine	Information	S10	T10	T20 - T23	T22 - T25
All engines		7.0017			
All engines	-cruise control			7.1017 T20	

				ENGINE
1.8i [USA]	Petrol	0	06/98->	--

Engine	Information	S10	T10	T20 - T23	T22 - T25
All engines		7.0017			
All engines	-cruise control			7.1017 T20	

				ENGINE
1.8i DOHC [USA]	Petrol	0	01/90->	--

Engine	Information	S10	T10	T20 - T23	T22 - T25
All engines		7.0017	7.6144		
All engines	-cruise control			7.1017 T20	

				ENGINE
1.8i OHC [USA]	Petrol	0	01/90->	--

Engine	Information	S10	T10	T20 - T23	T22 - T25
All engines		7.0017	7.6144		
All engines	-cruise control			7.1017 T20	

RX 7 II

				ENGINE
1.3	Petrol	109	11/85-04/89	RE13B

Engine	Information	S10	T10	T20 - T23	T22 - T25
All engines	pole nr. 2		7.6062		
All engines	-cruise control			7.1017 T20	
All engines	+cruise control			7.1036 T20	

				ENGINE
1.3	Petrol	110	11/85-04/89	RE13B

Engine	Information	S10	T10	T20 - T23	T22 - T25
All engines	pole nr. 2		7.6062		
All engines	-cruise control			7.1017 T20	
All engines	+cruise control			7.1036 T20	

				ENGINE
1.3 Turbo	Petrol	133	06/87-11/89	RE13B

Engine	Information	S10	T10	T20 - T23	T22 - T25
All engines	-cruise control			7.1017 T20	
All engines	+cruise control			7.1036 T20	

				ENGINE
1.3 Turbo	Petrol	147	03/89-12/91	RE13B

Engine	Information	S10	T10	T20 - T23	T22 - T25
All engines	-cruise control			7.1017 T20	

RX-8

				ENGINE
1.3	Petrol	141	10/03-06/12	13B, 13B-MSP

Engine	Information	S10	T10	T20 - T23	T22 - T25
All engines		7.0114			
All engines	-cruise control			7.1269 T20	
All engines	+cruise control			7.1272 T20	
Eng. 13B-MSP					7.1171 T22
Eng. 13B					7.1171 T25

				ENGINE
1.3	Petrol	151	10/03-06/12	13B

Engine	Information	S10	T10	T20 - T23	T22 - T25
All engines	+cruise control, -cruise control			7.1272 T20	
All engines					7.1171 T25

S10 OIL PRESSURE WARNING LIGHT SWITCH	T10 REVERSING LIGHT SWITCH	T20 BRAKE LIGHT SWITCH
T22 SWITCH CLUTCH CONTROL (CRUISE CONTROL)	T23 SWITCH BRAKE ACTUATION (ENGINE TIMING)	T25 SWITCH CLUTCH CONTROL (ENGINE CONTROL)

FUNCTIONS ON THE VEHICLE

Vehicle	alim.	kW	Date	Engine	 S10	 T10	 T20 - T23	 T22 - T25
---------	-------	----	------	--------	---	---	--	---

				ENGINE
1.3	Petrol	170	10/03-06/12	13B, 13B-MSP

Engine	Information	S10	T10	T20 - T23	T22 - T25
All engines		7.0114			
All engines	-> 01/03/08, -cruise control, FOR:(GB), LHD, RHD			7.1269 T20	
All engines	+cruise control, -> 01/03/08, 01/04/08 -, -cruise control, FOR:(AUS), LHD, RHD			7.1272 T20	
Eng. 13B-MSP					7.1171 T22
Eng. 13B					7.1171 T25

				ENGINE
1.3	Petrol	177	11/03-06/12	13B

Engine	Information	S10	T10	T20 - T23	T22 - T25
All engines		7.0114			7.1171 T25
All engines	FOR:(GB)			7.1269 T20	
All engines	FOR:(AUS)			7.1272 T20	

				ENGINE
2.6 Wankel	Petrol	177	11/03-06/12	13B-MSP

Engine	Information	S10	T10	T20 - T23	T22 - T25
All engines		7.0114			7.1171 T22
All engines	-cruise control			7.1269 T20	
All engines	+cruise control			7.1272 T20	

				ENGINE
2.0	Petrol	91	03/00-05/08	YF09

Engine	Information	S10	T10	T20 - T23	T22 - T25
All engines	COL:black, spanner size 24, switch press. 0.4 bar	7.0145			

				ENGINE
2.0 4WD	Petrol	91	03/00-05/08	YF09

Engine	Information	S10	T10	T20 - T23	T22 - T25
All engines	COL:black, spanner size 24, switch press. 0.4 bar	7.0145			

				ENGINE
2.0i [USA]	Petrol	91	05/00->	B

Engine	Information	S10	T10	T20 - T23	T22 - T25
All engines		7.0145			

				ENGINE
2.0i 4x4 [USA]	Petrol	91	05/00->	B

Engine	Information	S10	T10	T20 - T23	T22 - T25
All engines		7.0145			

				ENGINE
2.3 AWD	Petrol	110	04/04-05/08	L3-VE

Engine	Information	S10	T10	T20 - T23	T22 - T25
All engines		7.0146			

				ENGINE
2.3 GX	Petrol	110	12/03-10/04	L3-VE

Engine	Information	S10	T10	T20 - T23	T22 - T25
All engines		7.0146	7.6231		

				ENGINE
3.0 V6 24V 4WD	Petrol	145	03/00-05/08	AJ03

Engine	Information	S10	T10	T20 - T23	T22 - T25
All engines	01/06/02 ->	7.0148			
All engines	-> 01/05/02	7.0156			

				ENGINE
3.0 V6 AWD	Petrol	149	04/04-05/08	AJ, AJ03

Engine	Information	S10	T10	T20 - T23	T22 - T25
All engines	LHD	7.0148			

				ENGINE
3.0i [USA]	Petrol	145	05/00->	1





Engine	Information	S10	T10	T20 - T23	T22 - T25
All engines		7.0156			

S10	OIL PRESSURE WARNING LIGHT SWITCH	T10	REVERSING LIGHT SWITCH	T20	BRAKE LIGHT SWITCH
T22	SWITCH CLUTCH CONTROL (CRUISE CONTROL)	T23	SWITCH BRAKE ACTUATION (ENGINE TIMING)	T25	SWITCH CLUTCH CONTROL (ENGINE CONTROL)

FUNCTIONS ON THE VEHICLE

Vehicle	alim.	kW	Date	Engine	 S10	 T10	 T20 - T23	 T22 - T25
ENGINE								
3.0i 4x4 [USA]	Petrol	145	05/00->	1				
Engine	Information				S10	T10	T20 - T23	T22 - T25
All engines					7.0156			
XEDOS 6								
1.6 16V	Petrol	79	06/94-10/99	B6 (DOHC)				
Engine	Information				S10	T10	T20 - T23	T22 - T25
All engines					7.0017	7.6144		
All engines	-cruise control						7.1017 T20	
1.6 16V	Petrol	83	08/92-05/94	B69				
Engine	Information				S10	T10	T20 - T23	T22 - T25
All engines					7.0017	7.6144	7.1017 T20	
ENGINE								
2.0 V6	Petrol	103	06/94-10/99	KF1				
Engine	Information				S10	T10	T20 - T23	T22 - T25
All engines	eng.type 212613 ->				7.0017			
All engines	->eng. 212613				7.0035			
All engines							7.1017 T20	
2.0 V6	Petrol	106	01/92-05/94	KF1				
Engine	Information				S10	T10	T20 - T23	T22 - T25
All engines					7.0035		7.1017 T20	
XEDOS 9								
2.0	Petrol	118	08/98-08/00	KF				
Engine	Information				S10	T10	T20 - T23	T22 - T25
All engines	ch. 200256 ->				7.0017			
All engines	->ch. 200256				7.0035			
All engines	-cruise control						7.1175 T20	
All engines	+cruise control						7.1176 T20	
2.0 24V	Petrol	105	08/93-01/00	KF				
Engine	Information				S10	T10	T20 - T23	T22 - T25
All engines	ch. 200256 ->				7.0017			
All engines	->ch. 200256				7.0035			
All engines	-cruise control						7.1175 T20	
All engines	+cruise control						7.1176 T20	
2.3 24V	Petrol	155	02/95-01/00	KJ -ZEM				
Engine	Information				S10	T10	T20 - T23	T22 - T25
All engines	ch. 200256 ->				7.0017			
All engines	->ch. 200256				7.0035			
All engines	-cruise control						7.1175 T20	
All engines	+cruise control						7.1176 T20	
2.5 24V	Petrol	123	07/93-07/00	KL				
Engine	Information				S10	T10	T20 - T23	T22 - T25
All engines	ch. 200256 ->				7.0017			
All engines	->ch. 200256				7.0035			
All engines	-cruise control						7.1175 T20	
All engines	+cruise control						7.1176 T20	
2.5 V6	Petrol	120	07/00-09/02	KL				
Engine	Information				S10	T10	T20 - T23	T22 - T25
All engines					7.0017		7.1176 T20	

S10 OIL PRESSURE WARNING LIGHT SWITCH	T10 REVERSING LIGHT SWITCH	T20 BRAKE LIGHT SWITCH
T22 SWITCH CLUTCH CONTROL (CRUISE CONTROL)	T23 SWITCH BRAKE ACTUATION (ENGINE TIMING)	T25 SWITCH CLUTCH CONTROL (ENGINE CONTROL)

Vehicle	alim.	kW	Date	Engine	 S10	 T10	 T20 - T23	 T22 - T25
---------	-------	----	------	--------	---	---	--	---

100

ENGINE				
2.0 D	Diesel	44	04/88-08/93	OM 615.963, OM 615.970

Engine	Information	S10	T10	T20 - T23	T22 - T25
All engines		7.0074			
All engines	ch. 063607 ->			7.1201 T20	

ENGINE				
D	Diesel	43	01/87-06/89	OM 615.970

Engine	Information	S10	T10	T20 - T23	T22 - T25
All engines		7.0074			
All engines	ch. 063607 ->			7.1201 T20	

ENGINE				
D	Diesel	53	02/88-05/92	OM 616.963

Engine	Information	S10	T10	T20 - T23	T22 - T25
All engines		7.0074			
All engines	ch. 063607 ->			7.1201 T20	

ENGINE				
D	Diesel	55	12/90-02/96	OM 616, OM 616.963

Engine	Information	S10	T10	T20 - T23	T22 - T25
All engines		7.0074			
All engines	ch. 063607 ->			7.1201 T20	

ENGINE				
LI 2.3 D	Diesel	58	01/96->	OM 661.911

Engine	Information	S10	T10	T20 - T23	T22 - T25
All engines		7.0098			

190

ENGINE				
2.0	Petrol	75	01/86-05/90	M 102.924

Engine	Information	S10	T10	T20 - T23	T22 - T25
All engines			7.6077	7.1088 T20	

ENGINE				
2.0	Petrol	77	08/83-05/90	M 102.924

Engine	Information	S10	T10	T20 - T23	T22 - T25
All engines			7.6077	7.1088 T20	

ENGINE				
2.3	Petrol	97	09/87-09/88	M 102.985

Engine	Information	S10	T10	T20 - T23	T22 - T25
All engines			7.6077	7.1088 T20	

ENGINE				
2.3 E	Petrol	100	10/82-09/88	M 102.985

Engine	Information	S10	T10	T20 - T23	T22 - T25
All engines			7.6077	7.1088 T20	

ENGINE				
2.6	Petrol	118	10/82-09/88	M 103.942

Engine	Information	S10	T10	T20 - T23	T22 - T25
All engines			7.6077	7.1088 T20	

ENGINE				
D 2.0	Diesel	53	08/83-08/89	OM 601.911

Engine	Information	S10	T10	T20 - T23	T22 - T25
All engines			7.6077	7.1088 T20	





ENGINE				
D 2.0	Diesel	55	08/89-08/93	OM 601.911

Engine	Information	S10	T10	T20 - T23	T22 - T25
All engines			7.6077	7.1088 T20	

ENGINE				
D 2.5	Diesel	66	04/85-08/93	OM 602.911


Engine	Information	S10	T10	T20 - T23	T22 - T25
All engines			7.6077		

S10 OIL PRESSURE WARNING LIGHT SWITCH	T10 REVERSING LIGHT SWITCH	T20 BRAKE LIGHT SWITCH
T22 SWITCH CLUTCH CONTROL (CRUISE CONTROL)	T23 SWITCH BRAKE ACTUATION (ENGINE TIMING)	T25 SWITCH CLUTCH CONTROL (ENGINE CONTROL)

				FUNCTIONS ON THE VEHICLE				
Vehicle	alim.	kW	Date	Engine	 S10	 T10	 T20 - T23	 T22 - T25
ENGINE								
D 2.5	Diesel	69	08/89-08/93	OM 602.911				
ENGINE								
Engine Information					S10	T10	T20 - T23	T22 - T25
All engines						7.6077		
ENGINE								
E 1.8	Petrol	77	01/92-12/93	M 102.919				
ENGINE								
Engine Information					S10	T10	T20 - T23	T22 - T25
All engines						7.6077	7.1088 T20	
ENGINE								
E 1.8	Petrol	80	04/90-08/93	M 102.910				
ENGINE								
Engine Information					S10	T10	T20 - T23	T22 - T25
All engines						7.6077	7.1088 T20	
ENGINE								
E 2.0	Petrol	83	02/85-12/86	M 102.962				
ENGINE								
Engine Information					S10	T10	T20 - T23	T22 - T25
All engines						7.6077		
All engines							7.1073 T20	
All engines							7.1088 T20	
ENGINE								
E 2.0	Petrol	85	02/85-12/86	M 102.962				
ENGINE								
Engine Information					S10	T10	T20 - T23	T22 - T25
All engines						7.6077		
All engines							7.1073 T20	
All engines							7.1088 T20	
ENGINE								
E 2.0	Petrol	87	01/85-08/93	M 102.962				
ENGINE								
Engine Information					S10	T10	T20 - T23	T22 - T25
All engines						7.6077		
All engines							7.1073 T20	
All engines							7.1088 T20	
ENGINE								
E 2.0	Petrol	90	10/82-06/93	M 102.962				
ENGINE								
Engine Information					S10	T10	T20 - T23	T22 - T25
All engines						7.6077		
All engines							7.1073 T20	
All engines							7.1088 T20	
ENGINE								
E 2.3	Petrol	100	10/86-08/93	M 102.985				
ENGINE								
Engine Information					S10	T10	T20 - T23	T22 - T25
All engines						7.6077	7.1088 T20	
ENGINE								
E 2.3	Petrol	97	09/86-08/91	M 102.985				
ENGINE								
Engine Information					S10	T10	T20 - T23	T22 - T25
All engines						7.6077	7.1088 T20	
ENGINE								
E 2.3-16	Petrol	125	09/85-12/87	M 102.983				
ENGINE								
Engine Information					S10	T10	T20 - T23	T22 - T25
All engines						7.6077		
All engines							7.1073 T20	
All engines							7.1088 T20	
ENGINE								
E 2.3-16	Petrol	130	09/85-08/88	M 102.983				
ENGINE								
Engine Information					S10	T10	T20 - T23	T22 - T25
All engines						7.6077		
All engines							7.1073 T20	
All engines							7.1088 T20	
ENGINE								
E 2.3-16	Petrol	136	04/84-01/87	M 102.983				
ENGINE								
Engine Information					S10	T10	T20 - T23	T22 - T25
All engines						7.6077		
All engines							7.1073 T20	

S10 OIL PRESSURE WARNING LIGHT SWITCH	T10 REVERSING LIGHT SWITCH	T20 BRAKE LIGHT SWITCH
T22 SWITCH CLUTCH CONTROL (CRUISE CONTROL)	T23 SWITCH BRAKE ACTUATION (ENGINE TIMING)	T25 SWITCH CLUTCH CONTROL (ENGINE CONTROL)

FUNCTIONS ON THE VEHICLE

Vehicle	alim.	kW	Date	Engine	 S10	 T10	 T20 - T23	 T22 - T25
---------	-------	----	------	--------	---	---	--	---

ENGINE								
E 2.3-16	Petrol	136	04/84-01/87	M 102.983				
Engine		Information			S10	T10	T20 - T23	T22 - T25
All engines		ch. A 219765, F 128940 ->					7.1088	T20

ENGINE								
E 2.5-16	Petrol	143	03/89-08/93	M 102.991				
Engine		Information			S10	T10	T20 - T23	T22 - T25
All engines						7.6077	7.1088	T20

ENGINE								
E 2.5-16	Petrol	150	09/88-08/93	M 102.990				
Engine		Information			S10	T10	T20 - T23	T22 - T25
All engines						7.6077	7.1088	T20

ENGINE								
E 2.6	Petrol	118	09/86-08/93	M 103.942				
Engine		Information			S10	T10	T20 - T23	T22 - T25
All engines						7.6077	7.1088	T20

ENGINE								
E 2.6	Petrol	122	09/86-12/89	M 103.942				
Engine		Information			S10	T10	T20 - T23	T22 - T25
All engines						7.6077	7.1088	T20

ENGINE								
E Evolution II 2.5	Petrol	173	05/90-08/93	M 102.992				
Engine		Information			S10	T10	T20 - T23	T22 - T25
All engines						7.6077	7.1088	T20

ENGINE								
Turbo-D 2.5	Diesel	90	02/88-08/93	OM 602.961				
Engine		Information			S10	T10	T20 - T23	T22 - T25
All engines						7.6077	7.1088	T20

ENGINE								
Turbo-D 2.5	Diesel	93	02/88-08/93	OM 602.961				
Engine		Information			S10	T10	T20 - T23	T22 - T25
All engines						7.6077	7.1088	T20

AMG GT

ENGINE								
GT	Petrol	340	08/15->	M 178.980				
Engine		Information			S10	T10	T20 - T23	T22 - T25
All engines							7.1215	T20

ENGINE								
GT	Petrol	350	11/16->	M 178.980				
Engine		Information			S10	T10	T20 - T23	T22 - T25
All engines							7.1215	T20

ENGINE								
GT C	Petrol	410	11/16->	M 178.980				
Engine		Information			S10	T10	T20 - T23	T22 - T25
All engines							7.1215	T20


ENGINE								
GT R	Petrol	430	11/16->	M 178.980				
Engine		Information			S10	T10	T20 - T23	T22 - T25
All engines							7.1215	T20

ENGINE								
GT S	Petrol	375	10/14->	M 178.980				
Engine		Information			S10	T10	T20 - T23	T22 - T25
All engines							7.1215	T20

ENGINE								
GT S	Petrol	384	01/17->	M 178.980				
Engine		Information			S10	T10	T20 - T23	T22 - T25
All engines							7.1215	T20

S10 OIL PRESSURE WARNING LIGHT SWITCH	T10 REVERSING LIGHT SWITCH	T20 BRAKE LIGHT SWITCH
T22 SWITCH CLUTCH CONTROL (CRUISE CONTROL)	T23 SWITCH BRAKE ACTUATION (ENGINE TIMING)	T25 SWITCH CLUTCH CONTROL (ENGINE CONTROL)

FUNCTIONS ON THE VEHICLE

Vehicle	alim.	kW	Date	Engine	 S10	 T10	 T20 - T23	 T22 - T25
---------	-------	----	------	--------	---	---	--	---

A-SERIES

				ENGINE
A160 CDI	Diesel	44	03/98-02/01	OM 668.941

Engine	Information	S10	T10	T20 - T23	T22 - T25
All engines				7.1260 T20	

				ENGINE
A170 CDI	Diesel	66	03/98-02/01	OM 668.940

Engine	Information	S10	T10	T20 - T23	T22 - T25
All engines				7.1260 T20	

B-SERIES

				ENGINE
B150 BlueEFFICIENCY	Petrol	70	01/09-11/11	M 266.920

Engine	Information	S10	T10	T20 - T23	T22 - T25
All engines	thread M12	7.0177			
All engines			7.6252	7.1252 T20	7.1222 T22

				ENGINE
B180 CDI	Diesel	80	07/14->	OM 651.930

Engine	Information	S10	T10	T20 - T23	T22 - T25
All engines				7.1215 T20	7.1222 T22

				ENGINE
B200 Flexfuel	Petrol/ Ethanol	115	11/11->	M 270.910

Engine	Information	S10	T10	T20 - T23	T22 - T25
All engines				7.1215 T20	7.1222 T22

				ENGINE
B250 Flexfuel	Petrol/ Ethanol	155	05/12->	M 270.920

Engine	Information	S10	T10	T20 - T23	T22 - T25
All engines				7.1215 T20	

CABRIOLET

				ENGINE
300 CE-24	Petrol	162	04/92-06/93	M 104.980

Engine	Information	S10	T10	T20 - T23	T22 - T25
All engines			7.6077	7.1088 T20	

				ENGINE
300 CE-24	Petrol	170	04/92-06/93	M 104.980

Engine	Information	S10	T10	T20 - T23	T22 - T25
All engines			7.6077	7.1088 T20	

CITAN

				ENGINE
108 CDI	Diesel	55	11/12->	OM 607.951

Engine	Information	S10	T10	T20 - T23	T22 - T25
All engines		7.0178	7.6245		

				ENGINE
109 CDI	Diesel	66	11/12->	OM 607.951

Engine	Information	S10	T10	T20 - T23	T22 - T25
All engines		7.0178	7.6245		

				ENGINE
111 CDI	Diesel	81	06/13->	OM 607.951

Engine	Information	S10	T10	T20 - T23	T22 - T25
All engines		7.0178	7.6245		

				ENGINE
112	Petrol	84	06/13->	M 200.711

Engine	Information	S10	T10	T20 - T23	T22 - T25
All engines			7.6245		





CLA-SERIES

				ENGINE
CLA250 Flexfuel	Petrol/ Ethanol	155	01/13->	M 270.920

Engine	Information	S10	T10	T20 - T23	T22 - T25
All engines				7.1215 T20	7.1222 T22

S10 OIL PRESSURE WARNING LIGHT SWITCH	T10 REVERSING LIGHT SWITCH	T20 BRAKE LIGHT SWITCH
T22 SWITCH CLUTCH CONTROL (CRUISE CONTROL)	T23 SWITCH BRAKE ACTUATION (ENGINE TIMING)	T25 SWITCH CLUTCH CONTROL (ENGINE CONTROL)

FUNCTIONS ON THE VEHICLE

Vehicle	alim.	kW	Date	Engine				
					S10	T10	T20 - T23	T22 - T25

CLASSE A I

Vehicle	alim.	kW	Date	ENGINE	S10	T10	T20 - T23	T22 - T25
A 140	Petrol	60	07/97-08/04	M 166.940, M 166.960				
Engine	Information				S10	T10	T20 - T23	T22 - T25
All engines						7.6252	7.1260 T20	7.1222 T22
A 160	Petrol	75	07/97-08/04	M 166.960				
Engine	Information				S10	T10	T20 - T23	T22 - T25
All engines						7.6252	7.1260 T20	7.1222 T22
A 160 CDI	Diesel	44	07/98-02/01	OM 668.941				
Engine	Information				S10	T10	T20 - T23	T22 - T25
All engines						7.6252		7.1222 T22
A 160 CDI	Diesel	55	02/01-08/04	OM 668.940				
Engine	Information				S10	T10	T20 - T23	T22 - T25
All engines						7.6252	7.1260 T20	7.1222 T22
A 170 CDI	Diesel	66	07/98-02/01	OM 668.940				
Engine	Information				S10	T10	T20 - T23	T22 - T25
All engines						7.6252		7.1222 T22
A 170 CDI	Diesel	70	02/01-08/04	OM 668.942				
Engine	Information				S10	T10	T20 - T23	T22 - T25
All engines						7.6252	7.1260 T20	7.1222 T22
A 190	Petrol	92	03/99-08/04	M 166.990				
Engine	Information				S10	T10	T20 - T23	T22 - T25
All engines						7.6252	7.1260 T20	7.1222 T22
A 210	Petrol	103	12/01-08/04	M 166.995				
Engine	Information				S10	T10	T20 - T23	T22 - T25
All engines						7.6252	7.1260 T20	7.1222 T22

CLASSE A II

Vehicle	alim.	kW	Date	ENGINE	S10	T10	T20 - T23	T22 - T25
A 150	Petrol	70	09/04-06/12	M 266.920				
Engine	Information				S10	T10	T20 - T23	T22 - T25
All engines	thread M12				7.0177			
All engines						7.6252	7.1260 T20	7.1222 T22
All engines	SA U58						7.1252 T20	
A 160	Petrol	70	04/09-06/12	M 266.920				
Engine	Information				S10	T10	T20 - T23	T22 - T25
All engines	thread M12				7.0177			
All engines						7.6252		7.1222 T22
All engines	SA U58						7.1252 T20	
A 160 CDI	Diesel	60	09/04-06/12	OM 640.942				
Engine	Information				S10	T10	T20 - T23	T22 - T25
All engines						7.6252	7.1260 T20	7.1222 T22
All engines	SA U58						7.1252 T20	
A 170	Petrol	85	09/04-06/12	M 266.940				
Engine	Information				S10	T10	T20 - T23	T22 - T25
All engines	thread M12				7.0177			
All engines						7.6252	7.1260 T20	7.1222 T22
All engines	SA U58						7.1252 T20	
A 180	Petrol	85	04/09-06/12	M 266.940				
Engine	Information				S10	T10	T20 - T23	T22 - T25
All engines	thread M12				7.0177			




S10 OIL PRESSURE WARNING LIGHT SWITCH	T10 REVERSING LIGHT SWITCH	T20 BRAKE LIGHT SWITCH
T22 SWITCH CLUTCH CONTROL (CRUISE CONTROL)	T23 SWITCH BRAKE ACTUATION (ENGINE TIMING)	T25 SWITCH CLUTCH CONTROL (ENGINE CONTROL)

FUNCTIONS ON THE VEHICLE

Vehicle	alim.	kW	Date	Engine	 S10	 T10	 T20 - T23	 T22 - T25
ENGINE								
A 180	Petrol	85	04/09-06/12	M 266.940				
Engine	Information			S10	T10	T20 - T23	T22 - T25	
All engines					7.6252		7.1222	T22
All engines	SA U58					7.1252	T20	
ENGINE								
A 180 CDI	Diesel	80	09/04-06/12	OM 640.940				
Engine	Information			S10	T10	T20 - T23	T22 - T25	
All engines					7.6270	7.1260	T20	7.1222 T22
All engines	SA U58					7.1252	T20	
ENGINE								
A 200	Petrol	100	09/04-06/12	M 266.960				
Engine	Information			S10	T10	T20 - T23	T22 - T25	
All engines	thread M12			7.0177				
All engines					7.6252	7.1260	T20	7.1222 T22
All engines	SA U58					7.1252	T20	
ENGINE								
A 200 CDI	Diesel	100	09/04-06/12	OM 640.941				
Engine	Information			S10	T10	T20 - T23	T22 - T25	
All engines					7.6270	7.1260	T20	7.1222 T22
All engines	SA U58					7.1252	T20	
ENGINE								
A 200 CDI	Diesel	103	09/04-06/12	OM 640.941				
Engine	Information			S10	T10	T20 - T23	T22 - T25	
All engines					7.6270			7.1222 T22
All engines	01/06/08 ->					7.1252	T20	
All engines	-> 01/05/08					7.1260	T20	
ENGINE								
A 200 TURBO	Petrol	142	09/05-06/12	M 266.980				
Engine	Information			S10	T10	T20 - T23	T22 - T25	
All engines	thread M10			7.0176				
All engines	thread M12			7.0177				
All engines					7.6270	7.1260	T20	7.1222 T22
All engines	SA U58					7.1252	T20	
ENGINE								
E-CELL	Electric	50	12/10-06/12	EM 780.992				
Engine	Information			S10	T10	T20 - T23	T22 - T25	
All engines	SA U58					7.1252	T20	
All engines								7.1222 T22
CLASSE A III								
ENGINE								
A 160	Petrol	75	07/15->	M 270.910				
Engine	Information			S10	T10	T20 - T23	T22 - T25	
All engines						7.1215	T20	7.1222 T22
ENGINE								
A 160 CDI / d	Diesel	66	06/13->	OM 607.951				
Engine	Information			S10	T10	T20 - T23	T22 - T25	
All engines				7.0178		7.1215	T20	7.1222 T22
ENGINE								
A 180	Petrol	90	06/12->	M 270.910				
Engine	Information			S10	T10	T20 - T23	T22 - T25	
All engines						7.1215	T20	7.1222 T22
ENGINE								
A 180 CDI	Diesel	0	09/12->	OM 651.930				
Engine	Information			S10	T10	T20 - T23	T22 - T25	
All engines						7.1215	T20	7.1222 T22
ENGINE								
A 180 CDI	Diesel	80	06/12->	OM 651.901				
Engine	Information			S10	T10	T20 - T23	T22 - T25	
All engines						7.1215	T20	7.1222 T22

S10	OIL PRESSURE WARNING LIGHT SWITCH	T10	REVERSING LIGHT SWITCH	T20	BRAKE LIGHT SWITCH
T22	SWITCH CLUTCH CONTROL (CRUISE CONTROL)	T23	SWITCH BRAKE ACTUATION (ENGINE TIMING)	T25	SWITCH CLUTCH CONTROL (ENGINE CONTROL)

FUNCTIONS ON THE VEHICLE

Vehicle	alim.	kW	Date	Engine	 S10	 T10	 T20 - T23	 T22 - T25
ENGINE								
A 180 CDI / d	Diesel	80	06/12->	OM 607.951				
Engine	Information				S10	T10	T20 - T23	T22 - T25
All engines					7.0178		7.1215 T20	7.1222 T22
ENGINE								
A 200	Petrol	115	06/12->	M 270.910				
Engine	Information				S10	T10	T20 - T23	T22 - T25
All engines							7.1215 T20	7.1222 T22
ENGINE								
A 200 CDI	Diesel	100	06/12->	OM 651.901				
Engine	Information				S10	T10	T20 - T23	T22 - T25
All engines							7.1215 T20	7.1222 T22
ENGINE								
A 200 CDI / d	Diesel	100	02/14->	OM 651.930				
Engine	Information				S10	T10	T20 - T23	T22 - T25
All engines							7.1215 T20	7.1222 T22
ENGINE								
A 200 CDI / d 4-matic	Diesel	100	02/14->	OM 651.930				
Engine	Information				S10	T10	T20 - T23	T22 - T25
All engines							7.1215 T20	7.1222 T22
ENGINE								
A 220 4-matic	Petrol	135	05/14->	M 270.920				
Engine	Information				S10	T10	T20 - T23	T22 - T25
All engines							7.1215 T20	7.1222 T22
ENGINE								
A 220 CDI	Diesel	120	01/14->	OM 651.930				
Engine	Information				S10	T10	T20 - T23	T22 - T25
All engines							7.1215 T20	7.1222 T22
ENGINE								
A 220 CDI	Diesel	125	09/12->	OM 651.930				
Engine	Information				S10	T10	T20 - T23	T22 - T25
All engines							7.1215 T20	7.1222 T22
ENGINE								
A 220 CDI 4-matic	Diesel	125	09/12->	OM 651.930				
Engine	Information				S10	T10	T20 - T23	T22 - T25
All engines							7.1215 T20	7.1222 T22
ENGINE								
A 220 d	Diesel	130	07/15->	OM 651.930				
Engine	Information				S10	T10	T20 - T23	T22 - T25
All engines							7.1215 T20	
ENGINE								
A 220 d 4-matic	Diesel	130	07/15->	OM 651.930				
Engine	Information				S10	T10	T20 - T23	T22 - T25
All engines							7.1215 T20	
ENGINE								
A 250	Petrol	155	06/12-06/15	M 270.920				
Engine	Information				S10	T10	T20 - T23	T22 - T25
All engines							7.1215 T20	7.1222 T22
ENGINE								
A 250	Petrol	160	07/15->	M 270.920				
Engine	Information				S10	T10	T20 - T23	T22 - T25
All engines							7.1215 T20	7.1222 T22
ENGINE								
A 250 4-matic	Petrol	155	06/12-06/15	M 270.920				
Engine	Information				S10	T10	T20 - T23	T22 - T25
All engines							7.1215 T20	7.1222 T22
ENGINE								
A 250 4-matic	Petrol	160	07/15->	M 270.920				
Engine	Information				S10	T10	T20 - T23	T22 - T25
All engines							7.1215 T20	

S10 OIL PRESSURE WARNING LIGHT SWITCH	T10 REVERSING LIGHT SWITCH	T20 BRAKE LIGHT SWITCH
T22 SWITCH CLUTCH CONTROL (CRUISE CONTROL)	T23 SWITCH BRAKE ACTUATION (ENGINE TIMING)	T25 SWITCH CLUTCH CONTROL (ENGINE CONTROL)

FUNCTIONS ON THE VEHICLE

Vehicle	alim.	kW	Date	Engine	 S10	 T10	 T20 - T23	 T22 - T25
---------	-------	----	------	--------	---	---	--	---

				ENGINE
A 45 AMG 4-matic	Petrol	265	06/13-06/15	M 133.980

Engine	Information	S10	T10	T20 - T23	T22 - T25
All engines				7.1215 T20	

				ENGINE
AMG A 45 4-matic	Petrol	280	07/15->	M 133.980

Engine	Information	S10	T10	T20 - T23	T22 - T25
All engines				7.1215 T20	

CLASSE B I

				ENGINE
B 150	Petrol	70	03/05-11/11	M 266.920

Engine	Information	S10	T10	T20 - T23	T22 - T25
All engines	thread M12	7.0177			
All engines			7.6252	7.1260 T20	7.1222 T22
All engines	SA U58			7.1252 T20	

				ENGINE
B 160	Petrol	70	04/09-11/11	M 266.920

Engine	Information	S10	T10	T20 - T23	T22 - T25
All engines	thread M12	7.0177			
All engines			7.6252	7.1252 T20	7.1222 T22

				ENGINE
B 170	Petrol	85	03/05-11/11	M 266.940

Engine	Information	S10	T10	T20 - T23	T22 - T25
All engines	thread M12	7.0177			
All engines			7.6252	7.1260 T20	7.1222 T22
All engines	SA U58			7.1252 T20	

				ENGINE
B 170 NGT	Petrol/ Natural Gas (CNG)	85	04/08-11/11	266960NGT, M 266.960

Engine	Information	S10	T10	T20 - T23	T22 - T25
All engines	thread M12	7.0177			
All engines			7.6252		7.1222 T22
All engines	COL:natural, SA U58			7.1252 T20	
All engines	COL:black			7.1260 T20	

				ENGINE
B 180	Petrol	85	04/09-11/11	M 266.940

Engine	Information	S10	T10	T20 - T23	T22 - T25
All engines	thread M12	7.0177			
All engines			7.6252	7.1252 T20	7.1222 T22

				ENGINE
B 180 CDI	Diesel	80	03/05-11/11	OM 640.940

Engine	Information	S10	T10	T20 - T23	T22 - T25
All engines			7.6270	7.1260 T20	7.1222 T22
All engines	SA U58			7.1252 T20	

				ENGINE
B 180 NGT	Petrol/ Natural Gas (CNG)	85	04/08-11/11	266960NGT, M 266.960

Engine	Information	S10	T10	T20 - T23	T22 - T25
All engines	thread M12	7.0177			
All engines			7.6252		7.1222 T22
All engines	COL:natural, NOT FOR MODEL:2009, SA U58			7.1252 T20	
All engines	COL:black, NOT FOR MODEL:2009			7.1260 T20	

				ENGINE
B 200	Petrol	100	03/05-11/11	M 266.960

Engine	Information	S10	T10	T20 - T23	T22 - T25
All engines	thread M12	7.0177			
All engines			7.6252	7.1260 T20	7.1222 T22
All engines	SA U58			7.1252 T20	

S10	OIL PRESSURE WARNING LIGHT SWITCH	T10	REVERSING LIGHT SWITCH	T20	BRAKE LIGHT SWITCH
T22	SWITCH CLUTCH CONTROL (CRUISE CONTROL)	T23	SWITCH BRAKE ACTUATION (ENGINE TIMING)	T25	SWITCH CLUTCH CONTROL (ENGINE CONTROL)

FUNCTIONS ON THE VEHICLE

Vehicle	alim.	kW	Date	Engine	 S10	 T10	 T20 - T23	 T22 - T25
---------	-------	----	------	--------	---	---	--	---

ENGINE				
B 200 CDI	Diesel	100	03/05-11/11	OM 640.941

Engine	Information	S10	T10	T20 - T23	T22 - T25
All engines			7.6270	7.1260 T20	7.1222 T22
All engines	SA U58			7.1252 T20	

ENGINE				
B 200 CDI	Diesel	103	03/05-11/11	OM 640.941

Engine	Information	S10	T10	T20 - T23	T22 - T25
All engines			7.6270	7.1260 T20	7.1222 T22
All engines	SA U58			7.1252 T20	

ENGINE				
B 200 TURBO	Petrol	142	03/05-11/11	M 266.980

Engine	Information	S10	T10	T20 - T23	T22 - T25
All engines	thread M10	7.0176			
All engines	thread M12	7.0177			
All engines			7.6270	7.1260 T20	7.1222 T22
All engines	SA U58			7.1252 T20	

CLASSE B II

ENGINE				
B 160	Petrol	75	07/15->	M 270.910

Engine	Information	S10	T10	T20 - T23	T22 - T25
All engines				7.1215 T20	7.1222 T22

ENGINE				
B 160 CDI / d	Diesel	66	05/13->	OM 607.951

Engine	Information	S10	T10	T20 - T23	T22 - T25
All engines		7.0178		7.1215 T20	7.1222 T22

ENGINE				
B 180	Petrol	90	11/11->	M 270.910

Engine	Information	S10	T10	T20 - T23	T22 - T25
All engines				7.1215 T20	7.1222 T22

ENGINE				
B 180 CDI	Diesel	0	05/12->	OM 651.930

Engine	Information	S10	T10	T20 - T23	T22 - T25
All engines				7.1215 T20	7.1222 T22

ENGINE				
B 180 CDI	Diesel	80	11/11->	OM 651.901

Engine	Information	S10	T10	T20 - T23	T22 - T25
All engines				7.1215 T20	7.1222 T22

ENGINE				
B 180 CDI / d	Diesel	80	02/13->	OM 607.951

Engine	Information	S10	T10	T20 - T23	T22 - T25
All engines		7.0178		7.1215 T20	7.1222 T22

ENGINE				
B 200	Petrol	115	11/11->	M 270.910

Engine	Information	S10	T10	T20 - T23	T22 - T25
All engines				7.1215 T20	7.1222 T22

ENGINE				
B 200 CDI	Diesel	100	11/11->	OM 651.901

Engine	Information	S10	T10	T20 - T23	T22 - T25
All engines				7.1215 T20	7.1222 T22





ENGINE				
B 200 CDI / d	Diesel	100	08/14->	OM 651.930

Engine	Information	S10	T10	T20 - T23	T22 - T25
All engines				7.1215 T20	7.1222 T22




ENGINE				
B 200 CDI / d 4-matic	Diesel	100	08/14->	OM 651.930

Engine	Information	S10	T10	T20 - T23	T22 - T25
All engines				7.1215 T20	7.1222 T22

S10 OIL PRESSURE WARNING LIGHT SWITCH	T10 REVERSING LIGHT SWITCH	T20 BRAKE LIGHT SWITCH
T22 SWITCH CLUTCH CONTROL (CRUISE CONTROL)	T23 SWITCH BRAKE ACTUATION (ENGINE TIMING)	T25 SWITCH CLUTCH CONTROL (ENGINE CONTROL)

					FUNCTIONS ON THE VEHICLE			
Vehicle	alim.	kW	Date	Engine	 S10	 T10	 T20 - T23	 T22 - T25
B 200 Natural Gas Drive / B 200 c					ENGINE			
	Petrol/ Natural Gas (CNG)	115	11/12->	270920NGT, M 270.920				
ENGINE								
Engine	Information				S10	T10	T20 - T23	T22 - T25
All engines							7.1215 T20	7.1222 T22
B 220 4-matic					ENGINE			
	Petrol	135	05/13->	M 270.920				
ENGINE								
Engine	Information				S10	T10	T20 - T23	T22 - T25
All engines							7.1215 T20	7.1222 T22
B 220 CDI / d					ENGINE			
	Diesel	120	06/13->	OM 651.930				
ENGINE								
Engine	Information				S10	T10	T20 - T23	T22 - T25
All engines							7.1215 T20	7.1222 T22
B 220 CDI / d					ENGINE			
	Diesel	125	11/11->	OM 651.930				
ENGINE								
Engine	Information				S10	T10	T20 - T23	T22 - T25
All engines							7.1215 T20	7.1222 T22
B 220 CDI / d					ENGINE			
	Diesel	130	09/14->	OM 651.930				
ENGINE								
Engine	Information				S10	T10	T20 - T23	T22 - T25
All engines							7.1215 T20	7.1222 T22
B 220 CDI / d 4-matic					ENGINE			
	Diesel	130	09/14->	OM 651.930				
ENGINE								
Engine	Information				S10	T10	T20 - T23	T22 - T25
All engines							7.1215 T20	
B 220 d 4-matic					ENGINE			
	Diesel	125	06/18->	OM 651.930				
ENGINE								
Engine	Information				S10	T10	T20 - T23	T22 - T25
All engines							7.1215 T20	
B 250					ENGINE			
	Petrol	155	05/12->	M 270.920				
ENGINE								
Engine	Information				S10	T10	T20 - T23	T22 - T25
All engines							7.1215 T20	7.1222 T22
B 250 4-matic					ENGINE			
	Petrol	155	08/14->	M 270.920				
ENGINE								
Engine	Information				S10	T10	T20 - T23	T22 - T25
All engines							7.1215 T20	7.1222 T22
Electric Drive / B 250 e					ENGINE			
	Electric	132	11/14-10/17	EM1J00				
ENGINE								
Engine	Information				S10	T10	T20 - T23	T22 - T25
All engines							7.1215 T20	
Electric Drive / B 250 e					ENGINE			
	Electric	65	11/14-10/17	EM1J00				
ENGINE								
Engine	Information				S10	T10	T20 - T23	T22 - T25
All engines							7.1215 T20	
CLASSE C I					ENGINE			
C 180	Petrol	89	11/94-05/00	M 111.921				
ENGINE								
Engine	Information				S10	T10	T20 - T23	T22 - T25
All engines						7.6165		
All engines	->ch. A 809594, F 894083						7.1088 T20	
All engines	ch. A 809595, F 894084 ->						7.1206 T20	
All engines	ch. A 234551, F 200798 ->							7.1222 T22
ENGINE								
C 180	Petrol	90	03/93-05/00	M 111.920, M 111.921				
ENGINE								
Engine	Information				S10	T10	T20 - T23	T22 - T25
All engines						7.6165		
All engines	->ch. A 809594, F 894083						7.1088 T20	
All engines	ch. A 809595, F 894084 ->						7.1206 T20	

S10	OIL PRESSURE WARNING LIGHT SWITCH	T10	REVERSING LIGHT SWITCH	T20	BRAKE LIGHT SWITCH
T22	SWITCH CLUTCH CONTROL (CRUISE CONTROL)	T23	SWITCH BRAKE ACTUATION (ENGINE TIMING)	T25	SWITCH CLUTCH CONTROL (ENGINE CONTROL)

Vehicle	alim.	kW	Date	Engine	 S10	 T10	 T20 - T23	 T22 - T25
ENGINE								
C 180	Petrol	90	03/93-05/00	M 111.920, M 111.921				
Engine	Information				S10	T10	T20 - T23	T22 - T25
All engines	ch. A 234551, F 200798 ->							7.1222 T22
ENGINE								
C 180 T	Petrol	90	06/96-09/00	M 111.920, M 111.921				
Engine	Information				S10	T10	T20 - T23	T22 - T25
All engines						7.6165		
All engines	->ch. A 809594, F 894083						7.1088 T20	
All engines	ch. A 809595, F 894084 ->						7.1206 T20	
Eng. M 111.920								7.1222 T22
ENGINE								
C 180 T	Petrol	95	09/00-03/01	M 111.952				
Engine	Information				S10	T10	T20 - T23	T22 - T25
All engines						7.6165		7.1222 T22
All engines	->ch. A 809594, F 894083						7.1088 T20	
All engines	ch. A 809595, F 894084 ->						7.1206 T20	
ENGINE								
C 200	Petrol	100	01/94-05/00	M 111.941, M 111.945				
Engine	Information				S10	T10	T20 - T23	T22 - T25
All engines						7.6165		
All engines	pole nr. 4						7.1088 T20	
All engines	pole nr. 6						7.1206 T20	
All engines	ch. A 234551, F 200798 ->							7.1222 T22
ENGINE								
C 200 CDI	Diesel	75	03/98-05/00	OM 611.960				
Engine	Information				S10	T10	T20 - T23	T22 - T25
All engines						7.6165		
All engines	->ch. A 809594, F 894083						7.1088 T20	
All engines	ch. A 809595, F 894084 ->						7.1206 T20	
All engines	ch. A 234551, F 200798 ->							7.1222 T22
ENGINE								
C 200 D	Diesel	55	03/93-05/00	OM 601.913				
Engine	Information				S10	T10	T20 - T23	T22 - T25
All engines						7.6165	7.1088 T20	
All engines	ch. A 234551, F 200798 ->							7.1222 T22
ENGINE								
C 200 D	Diesel	65	10/96-05/00	OM 604.915				
Engine	Information				S10	T10	T20 - T23	T22 - T25
All engines						7.6165	7.1088 T20	
All engines	ch. A 234551, F 200798 ->							7.1222 T22
ENGINE								
C 200 Kompressor	Petrol	132	10/95-05/00	M 111.944				
Engine	Information				S10	T10	T20 - T23	T22 - T25
All engines						7.6165		
All engines	->ch. A 809594, F 894083						7.1088 T20	
All engines	ch. A 809595, F 894084 ->						7.1206 T20	
All engines	ch. A 234551, F 200798 ->							7.1222 T22
ENGINE								
C 200 Kompressor	Petrol	141	11/96-05/00	M 111.944				
Engine	Information				S10	T10	T20 - T23	T22 - T25
All engines						7.6165		
All engines	->ch. A 809594, F 894083						7.1088 T20	
All engines	ch. A 809595, F 894084 ->						7.1206 T20	
All engines	ch. A 234551, F 200798 ->							7.1222 T22
ENGINE								
C 200 T	Petrol	100	06/96-03/01	M 111.941, M 111.945				
Engine	Information				S10	T10	T20 - T23	T22 - T25
All engines						7.6165		
All engines	pole nr. 4						7.1088 T20	
All engines	pole nr. 6						7.1206 T20	
Eng. M 111.941								7.1222 T22

S10	OIL PRESSURE WARNING LIGHT SWITCH	T10	REVERSING LIGHT SWITCH	T20	BRAKE LIGHT SWITCH
T22	SWITCH CLUTCH CONTROL (CRUISE CONTROL)	T23	SWITCH BRAKE ACTUATION (ENGINE TIMING)	T25	SWITCH CLUTCH CONTROL (ENGINE CONTROL)

				FUNCTIONS ON THE VEHICLE				
Vehicle	alim.	kW	Date	Engine	 S10	 T10	 T20 - T23	 T22 - T25
C200 T CDI					ENGINE			
Diesel	75	03/98-03/01	OM 611.960					
Engine	Information			S10	T10	T20 - T23	T22 - T25	
All engines					7.6165		7.1222	T22
All engines	->ch. A 809594, F 894083					7.1088	T20	
All engines	ch. A 809595, F 894084 ->					7.1206	T20	
C200 TD					ENGINE			
Diesel	65	10/96-03/01	OM 604.915					
Engine	Information			S10	T10	T20 - T23	T22 - T25	
All engines					7.6165		7.1222	T22
All engines	->ch. A 809594, F 894083					7.1088	T20	
All engines	ch. A 809595, F 894084 ->					7.1206	T20	
C200 T Kompressor					ENGINE			
Petrol	120	09/00-03/01	M 111.956					
Engine	Information			S10	T10	T20 - T23	T22 - T25	
All engines					7.6165		7.1222	T22
All engines	->ch. A 809594, F 894083					7.1088	T20	
All engines	ch. A 809595, F 894084 ->					7.1206	T20	
C200 T Kompressor					ENGINE			
Petrol	141	11/96-03/01	M 111.944					
Engine	Information			S10	T10	T20 - T23	T22 - T25	
All engines					7.6165		7.1222	T22
All engines	->ch. A 809594, F 894083					7.1088	T20	
All engines	ch. A 809595, F 894084 ->					7.1206	T20	
C220					ENGINE			
Petrol	110	03/93-05/00	M 111.961					
Engine	Information			S10	T10	T20 - T23	T22 - T25	
All engines					7.6165	7.1088	T20	
All engines	ch. A 234551, F 200798 ->						7.1222	T22
C220 CDI					ENGINE			
Diesel	92	09/97-05/00	OM 611.960					
Engine	Information			S10	T10	T20 - T23	T22 - T25	
All engines					7.6165			
All engines	->ch. A 809594, F 894083					7.1088	T20	
All engines	ch. A 809595, F 894084 ->					7.1206	T20	
All engines	ch. A 234551, F 200798 ->						7.1222	T22
C220 D					ENGINE			
Diesel	55	07/96-05/00	OM 604.910					
Engine	Information			S10	T10	T20 - T23	T22 - T25	
All engines					7.6165	7.1088	T20	
All engines	ch. A 234551, F 200798 ->						7.1222	T22
C220 D					ENGINE			
Diesel	70	08/93-05/00	OM 604.910					
Engine	Information			S10	T10	T20 - T23	T22 - T25	
All engines					7.6165	7.1088	T20	
All engines	ch. A 234551, F 200798 ->						7.1222	T22
C220 T CDI					ENGINE			
Diesel	92	09/97-03/01	OM 611.960					
Engine	Information			S10	T10	T20 - T23	T22 - T25	
All engines					7.6165		7.1222	T22
All engines	->ch. A 809594, F 894083					7.1088	T20	
All engines	ch. A 809595, F 894084 ->					7.1206	T20	
C220 TD					ENGINE			
Diesel	55	06/96-03/01	OM 604.910					
Engine	Information			S10	T10	T20 - T23	T22 - T25	
All engines					7.6165		7.1222	T22
All engines	->ch. A 809594, F 894083					7.1088	T20	
All engines	ch. A 809595, F 894084 ->					7.1206	T20	
C220 TD					ENGINE			
Diesel	70	06/96-09/98	OM 604.910					
Engine	Information			S10	T10	T20 - T23	T22 - T25	
All engines					7.6165		7.1222	T22

S10	OIL PRESSURE WARNING LIGHT SWITCH	T10	REVERSING LIGHT SWITCH	T20	BRAKE LIGHT SWITCH
T22	SWITCH CLUTCH CONTROL (CRUISE CONTROL)	T23	SWITCH BRAKE ACTUATION (ENGINE TIMING)	T25	SWITCH CLUTCH CONTROL (ENGINE CONTROL)

FUNCTIONS ON THE VEHICLE

Vehicle	alim.	kW	Date	Engine	 S10	 T10	 T20 - T23	 T22 - T25
---------	-------	----	------	--------	---	---	--	---

ENGINE				
C 220 T D	Diesel	70	06/96-09/98	OM 604.910

Engine	Information	S10	T10	T20 - T23	T22 - T25
All engines	->ch. A 809594, F 894083			7.1088 T20	
All engines	ch. A 809595, F 894084 ->			7.1206 T20	

ENGINE				
C 230	Petrol	110	06/96-06/97	M 111.974

Engine	Information	S10	T10	T20 - T23	T22 - T25
All engines			7.6165		
All engines	->ch. A 809594, F 894083			7.1088 T20	
All engines	ch. A 809595, F 894084 ->			7.1206 T20	
All engines	ch. A 234551, F 200798 ->				7.1222 T22

ENGINE				
C 230 Kompressor	Petrol	142	10/95-05/00	M 111.975

Engine	Information	S10	T10	T20 - T23	T22 - T25
All engines			7.6165		
All engines	->ch. A 809594, F 894083			7.1088 T20	
All engines	ch. A 809595, F 894084 ->			7.1206 T20	
All engines	ch. A 234551, F 200798 ->				7.1222 T22

ENGINE				
C 230 T	Petrol	110	06/96-06/98	M 111.974

Engine	Information	S10	T10	T20 - T23	T22 - T25
All engines			7.6165		7.1222 T22
All engines	->ch. A 809594, F 894083			7.1088 T20	
All engines	ch. A 809595, F 894084 ->			7.1206 T20	

ENGINE				
C 230 T Kompressor	Petrol	142	06/97-09/00	M 111.975

Engine	Information	S10	T10	T20 - T23	T22 - T25
All engines			7.6165		7.1222 T22
All engines	->ch. A 809594, F 894083			7.1088 T20	
All engines	ch. A 809595, F 894084 ->			7.1206 T20	

ENGINE				
C 240	Petrol	125	06/97-05/00	M 112.910

Engine	Information	S10	T10	T20 - T23	T22 - T25
All engines			7.6165		
All engines	->ch. A 809594, F 894083			7.1088 T20	
All engines	ch. A 809595, F 894084 ->			7.1206 T20	
All engines	ch. A 234551, F 200798 ->				7.1222 T22

ENGINE				
C 240 T	Petrol	125	06/97-03/01	M 112.910, M 112.915

Engine	Information	S10	T10	T20 - T23	T22 - T25
All engines			7.6165		7.1222 T22
All engines	->ch. A 809594, F 894083			7.1088 T20	
All engines	ch. A 809595, F 894084 ->			7.1206 T20	

ENGINE				
C 250 D	Diesel	83	05/93-05/00	OM 605.910

Engine	Information	S10	T10	T20 - T23	T22 - T25
All engines			7.6165	7.1088 T20	
All engines	ch. A 234551, F 200798 ->				7.1222 T22





ENGINE				
C 250 T Turbo-D	Diesel	110	06/96-03/01	OM 605.960

Engine	Information	S10	T10	T20 - T23	T22 - T25
All engines			7.6165		7.1222 T22
All engines	->ch. A 809594, F 894083			7.1088 T20	
All engines	ch. A 809595, F 894084 ->			7.1206 T20	

ENGINE				
C 250 Turbo-D	Diesel	110	10/95-05/00	OM 605.960

Engine	Information	S10	T10	T20 - T23	T22 - T25
All engines			7.6165		
All engines	->ch. A 809594, F 894083			7.1088 T20	
All engines	ch. A 809595, F 894084 ->			7.1206 T20	
All engines	ch. A 234551, F 200798 ->				7.1222 T22

S10 OIL PRESSURE WARNING LIGHT SWITCH	T10 REVERSING LIGHT SWITCH	T20 BRAKE LIGHT SWITCH
T22 SWITCH CLUTCH CONTROL (CRUISE CONTROL)	T23 SWITCH BRAKE ACTUATION (ENGINE TIMING)	T25 SWITCH CLUTCH CONTROL (ENGINE CONTROL)

				FUNCTIONS ON THE VEHICLE					
Vehicle	alim.	kW	Date	Engine	 S10	 T10	 T20 - T23	 T22 - T25	
C 280					ENGINE				
Petrol	142	05/93-05/00	M 104.941						
Engine	Information			S10	T10	T20 - T23	T22 - T25		
All engines					7.6165	7.1088 T20			
All engines	ch. A 234551, F 200798 ->						7.1222 T22		
C 280					ENGINE				
Petrol	145	06/97-05/00	M 112.920						
Engine	Information			S10	T10	T20 - T23	T22 - T25		
All engines					7.6165				
All engines	->ch. A 809594, F 894083					7.1088 T20			
All engines	ch. A 809595, F 894084 ->					7.1206 T20			
All engines	ch. A 234551, F 200798 ->						7.1222 T22		
C 280 T					ENGINE				
Petrol	145	06/97-03/01	M 112.920						
Engine	Information			S10	T10	T20 - T23	T22 - T25		
All engines					7.6165		7.1222 T22		
All engines	->ch. A 809594, F 894083					7.1088 T20			
All engines	ch. A 809595, F 894084 ->					7.1206 T20			
C 36 AMG					ENGINE				
Petrol	206	05/94-05/00	M 104.941 (AMG 3.6)						
Engine	Information			S10	T10	T20 - T23	T22 - T25		
All engines					7.6165	7.1088 T20			
All engines	ch. A 234551, F 200798 ->						7.1222 T22		
C 43 AMG					ENGINE				
Petrol	225	08/97-03/01	M 113.944						
Engine	Information			S10	T10	T20 - T23	T22 - T25		
All engines					7.6165				
All engines	->ch. A 809594, F 894083					7.1088 T20			
All engines	ch. A 809595, F 894084 ->					7.1206 T20			
All engines	ch. A 234551, F 200798 ->						7.1222 T22		
CLASSE C II									
C 160 Kompressor					ENGINE				
Petrol	90	05/02-05/08	M 271.921						
Engine	Information			S10	T10	T20 - T23	T22 - T25		
All engines					7.6253		7.1222 T22		
C 180					ENGINE				
Petrol	95	10/00-05/02	M 111.951						
Engine	Information			S10	T10	T20 - T23	T22 - T25		
All engines					7.6253		7.1222 T22, T25		
All engines	->ch. A 216386, ->ch. F 161299, ->ch. R 034587					7.1260 T20			
C 180 Kompressor					ENGINE				
Petrol	105	05/02-05/08	M 271.946						
Engine	Information			S10	T10	T20 - T23	T22 - T25		
All engines					7.6253		7.1222 T22, T25		
C 200 CDI					ENGINE				
Diesel	0	04/03->	OM 646.963						
Engine	Information			S10	T10	T20 - T23	T22 - T25		
All engines					7.6253		7.1222 T22		
C 200 CDI					ENGINE				
Diesel	75	02/01-08/07	OM 611.962, OM 646.962						
Engine	Information			S10	T10	T20 - T23	T22 - T25		
All engines					7.6253		7.1222 T25		
Eng. OM 611.962	->ch. A 216386, ->ch. F 161299, ->ch. R 034587					7.1260 T20			
C 200 CDI					ENGINE				
Diesel	85	09/00-08/07	OM 611.962						
Engine	Information			S10	T10	T20 - T23	T22 - T25		
All engines					7.6253	7.1260 T20	7.1222 T25		
C 200 CDI					ENGINE				
Diesel	90	03/03-05/08	OM 646.962, OM 646.963						
Engine	Information			S10	T10	T20 - T23	T22 - T25		
All engines					7.6253	7.1222 T20	7.1222 T25		
S10	OIL PRESSURE WARNING LIGHT SWITCH			T10	REVERSING LIGHT SWITCH			T20	BRAKE LIGHT SWITCH
T22	SWITCH CLUTCH CONTROL (CRUISE CONTROL)			T23	SWITCH BRAKE ACTUATION (ENGINE TIMING)			T25	SWITCH CLUTCH CONTROL (ENGINE CONTROL)

FUNCTIONS ON THE VEHICLE

Vehicle	alim.	kW	Date	Engine	 S10	 T10	 T20 - T23	 T22 - T25
---------	-------	----	------	--------	---	---	--	---

ENGINE				
C 200 CDI	Diesel	90	03/03-05/08	OM 646.962, OM 646.963

Engine	Information	S10	T10	T20 - T23	T22 - T25
Eng. OM 646.962					7.1222 T22

ENGINE				
C 200 CGI Kompressor	Petrol	125	03/03-05/08	M 271.942

Engine	Information	S10	T10	T20 - T23	T22 - T25
All engines			7.6253		7.1222 T22, T25

ENGINE				
C 200 Kompressor	Petrol	120	05/00-05/08	M 111.955, M 271.940

Engine	Information	S10	T10	T20 - T23	T22 - T25
All engines			7.6253		7.1222 T22, T25
Eng. M 111.955	->ch. A 216386, ->ch. F 161299, ->ch. R 034587			7.1260 T20	

ENGINE				
C 220 CDI	Diesel	100	05/00-08/07	OM 611.962, OM 646.963

Engine	Information	S10	T10	T20 - T23	T22 - T25
All engines			7.6253	7.1260 T20	7.1222 T25
Eng. OM 611.962					7.1222 T22

ENGINE				
C 220 CDI	Diesel	105	05/00-08/07	OM 611.962

Engine	Information	S10	T10	T20 - T23	T22 - T25
All engines			7.6253		7.1222 T22, T25
All engines	->ch. A 216386, ->ch. F 161299, ->ch. R 034587			7.1260 T20	

ENGINE				
C 220 CDI	Diesel	110	02/03-05/08	OM 646.963

Engine	Information	S10	T10	T20 - T23	T22 - T25
All engines			7.6253		7.1222 T22, T25

ENGINE				
C 230	Petrol	150	01/05-05/08	M 272.920

Engine	Information	S10	T10	T20 - T23	T22 - T25
All engines			7.6253	7.1260 T20	7.1222 T22, T25

ENGINE				
C 230 Kompressor	Petrol	141	05/02-05/08	M 271.948

Engine	Information	S10	T10	T20 - T23	T22 - T25
All engines			7.6253		7.1222 T22

ENGINE				
C 230 Kompressor	Petrol	145	03/01-05/02	M 111.981

Engine	Information	S10	T10	T20 - T23	T22 - T25
All engines			7.6253		7.1222 T22
All engines	->ch. A 216386, ->ch. F 161299, ->ch. R 034587			7.1260 T20	

ENGINE				
C 240	Petrol	125	05/00-08/07	M 112.912

Engine	Information	S10	T10	T20 - T23	T22 - T25
All engines			7.6253	7.1260 T20	7.1222 T25

ENGINE				
C 240 4-matic	Petrol	125	07/02-08/07	M 112.916

Engine	Information	S10	T10	T20 - T23	T22 - T25
All engines					7.1222 T22

ENGINE				
C 270 CDI	Diesel	120	12/00-08/07	OM 612.962

Engine	Information	S10	T10	T20 - T23	T22 - T25
All engines			7.6253	7.1260 T20	7.1222 T22

ENGINE				
C 270 CDI	Diesel	125	12/00-08/07	OM 612.962

Engine	Information	S10	T10	T20 - T23	T22 - T25
All engines			7.6253	7.1260 T20	7.1222 T22

S10 OIL PRESSURE WARNING LIGHT SWITCH	T10 REVERSING LIGHT SWITCH	T20 BRAKE LIGHT SWITCH
T22 SWITCH CLUTCH CONTROL (CRUISE CONTROL)	T23 SWITCH BRAKE ACTUATION (ENGINE TIMING)	T25 SWITCH CLUTCH CONTROL (ENGINE CONTROL)

FUNCTIONS ON THE VEHICLE

Vehicle	alim.	kW	Date	Engine				
---------	-------	----	------	--------	---	---	--	---

ENGINE							
C 280	Petrol	170	01/05-08/07	M 272.940			
Engine	Information			S10	T10	T20 - T23	T22 - T25
All engines					7.6253		7.1222 T22, T25

ENGINE							
C 280 4-matic	Petrol	170	01/05-08/07	M 272.941			
Engine	Information			S10	T10	T20 - T23	T22 - T25
All engines							7.1222 T22

ENGINE							
C 30 CDI AMG	Diesel	170	09/02-05/08	OM 612.990			
Engine	Information			S10	T10	T20 - T23	T22 - T25
All engines						7.1260 T20	7.1222 T22

ENGINE							
C 32 AMG Kompressor	Petrol	260	02/01-08/07	M 112.961			
Engine	Information			S10	T10	T20 - T23	T22 - T25
All engines						7.1260 T20	7.1222 T22

ENGINE							
C 320	Petrol	160	05/00-05/08	M 112.946			
Engine	Information			S10	T10	T20 - T23	T22 - T25
All engines					7.6253		7.1222 T22, T25
All engines	->ch. A 216386, ->ch. F 161299, ->ch. R 034587					7.1260 T20	

ENGINE							
C 320 4-matic	Petrol	160	07/02-08/07	M 112.953			
Engine	Information			S10	T10	T20 - T23	T22 - T25
All engines						7.1260 T20	7.1222 T22

ENGINE							
C 320 CDI	Diesel	165	01/05-08/07	OM 642.910			
Engine	Information			S10	T10	T20 - T23	T22 - T25
All engines					7.6253	7.1260 T20	7.1222 T22, T25

ENGINE							
C 350	Petrol	200	01/05-05/08	M 272.960			
Engine	Information			S10	T10	T20 - T23	T22 - T25
All engines					7.6253	7.1260 T20	7.1222 T22, T25

ENGINE							
C 350 4-matic	Petrol	200	01/05-08/07	M 272.970			
Engine	Information			S10	T10	T20 - T23	T22 - T25
All engines						7.1260 T20	7.1222 T22

ENGINE							
C 55 AMG	Petrol	270	02/04-08/07	M 113.988			
Engine	Information			S10	T10	T20 - T23	T22 - T25
All engines						7.1260 T20	7.1222 T22

CLASSE C III

ENGINE							
C 180	Petrol	115	06/11->	M 271.820, M 274.910			
Engine	Information			S10	T10	T20 - T23	T22 - T25
All engines					7.6253	7.1215 T20	7.1222 T22

ENGINE							
C 180 CDI	Diesel	88	01/11-08/14	OM 651.913			
Engine	Information			S10	T10	T20 - T23	T22 - T25
All engines					7.6253	7.1215 T20	7.1222 T25

ENGINE							
C 180 CGI	Petrol	115	01/07-08/14	M 271.820, M 271.952, M 274.910			
Engine	Information			S10	T10	T20 - T23	T22 - T25
All engines					7.6253	7.1215 T20	
Eng. M 271.820, M 274.910							7.1222 T22
Eng. M 271.820, M 271.952							7.1222 T25

S10 OIL PRESSURE WARNING LIGHT SWITCH	T10 REVERSING LIGHT SWITCH	T20 BRAKE LIGHT SWITCH
T22 SWITCH CLUTCH CONTROL (CRUISE CONTROL)	T23 SWITCH BRAKE ACTUATION (ENGINE TIMING)	T25 SWITCH CLUTCH CONTROL (ENGINE CONTROL)

FUNCTIONS ON THE VEHICLE

Vehicle	alim.	kW	Date	Engine	 S10	 T10	 T20 - T23	 T22 - T25
---------	-------	----	------	--------	---	---	--	---

ENGINE				
C 180 Kompressor	Petrol	115	01/07-08/14	M 271.820, M 271.910, M 271.952

Engine	Information	S10	T10	T20 - T23	T22 - T25
All engines			7.6253	7.1215 T20	7.1222 T25
Eng. M 271.910, M 271.952					7.1222 T22

ENGINE				
C 200	Petrol	137	05/11-01/14	M 271.820

Engine	Information	S10	T10	T20 - T23	T22 - T25
All engines			7.6253	7.1215 T20	7.1222 T22

ENGINE				
C 200 CDI	Diesel	100	01/07-01/14	OM 646.811, OM 646.812, OM 651.913

Engine	Information	S10	T10	T20 - T23	T22 - T25
All engines			7.6253	7.1215 T20	
Eng. OM 646.811, OM 646.812					7.1222 T22
Eng. OM 646.811, OM 651.913					7.1222 T25

ENGINE				
C 200 CGI	Petrol	135	01/07->	M 271.820, M 271.860, M 271.950

Engine	Information	S10	T10	T20 - T23	T22 - T25
All engines			7.6253	7.1215 T20	7.1222 T22

ENGINE				
C 200 Kompressor	Petrol	135	01/07-08/14	M 271.820, M 271.860, M 271.950

Engine	Information	S10	T10	T20 - T23	T22 - T25
All engines			7.6253	7.1215 T20	7.1222 T22

ENGINE				
C 220 CDI	Diesel	120	01/07->	OM 646.811, OM 651.911

Engine	Information	S10	T10	T20 - T23	T22 - T25
All engines			7.6253	7.1215 T20	7.1222 T22
Eng. OM 646.811					7.1222 T25

ENGINE				
C 220 CDI	Diesel	125	01/07->	OM 646.811, OM 651.911

Engine	Information	S10	T10	T20 - T23	T22 - T25
All engines			7.6253	7.1215 T20	7.1222 T22, T25

ENGINE				
C 220 CDI 4-matic	Diesel	125	02/13-08/14	OM 651.912

Engine	Information	S10	T10	T20 - T23	T22 - T25
All engines			7.6253	7.1215 T20	7.1222 T22

ENGINE				
C 230	Petrol	150	01/07-08/14	M 272.921

Engine	Information	S10	T10	T20 - T23	T22 - T25
All engines			7.6253	7.1215 T20	7.1222 T25

ENGINE				
C 230 4-matic	Petrol	150	07/07-01/14	M 272.911

Engine	Information	S10	T10	T20 - T23	T22 - T25
All engines			7.6253	7.1215 T20	7.1222 T22

ENGINE				
C 250	Petrol	150	01/07->	M 271.860, M 272.921

Engine	Information	S10	T10	T20 - T23	T22 - T25
Eng. M 272.921			7.6253		7.1222 T22, T25
All engines				7.1215 T20	




ENGINE				
C 250 4-matic	Petrol	150	07/07->	M 272.911

Engine	Information	S10	T10	T20 - T23	T22 - T25
All engines			7.6253	7.1215 T20	7.1222 T22

ENGINE				
C 250 CDI	Diesel	150	08/08->	OM 651.911





Engine	Information	S10	T10	T20 - T23	T22 - T25
All engines			7.6253	7.1215 T20	7.1222 T22, T25

S10 OIL PRESSURE WARNING LIGHT SWITCH	T10 REVERSING LIGHT SWITCH	T20 BRAKE LIGHT SWITCH
T22 SWITCH CLUTCH CONTROL (CRUISE CONTROL)	T23 SWITCH BRAKE ACTUATION (ENGINE TIMING)	T25 SWITCH CLUTCH CONTROL (ENGINE CONTROL)

				FUNCTIONS ON THE VEHICLE				
Vehicle	alim.	kW	Date	Engine	 S10	 T10	 T20 - T23	 T22 - T25
C 250 CDI 4-matic Diesel 150 04/10-08/14 ENGINE OM 651.912								
Engine Information					S10	T10	T20 - T23	T22 - T25
All engines							7.1215 T20	
C 250 CGI Petrol 150 07/09-08/14 ENGINE M 271.860								
Engine Information					S10	T10	T20 - T23	T22 - T25
All engines						7.6253	7.1215 T20	7.1222 T25
C 280 Petrol 170 01/07-08/14 ENGINE M 272.947								
Engine Information					S10	T10	T20 - T23	T22 - T25
All engines						7.6253	7.1215 T20	7.1222 T22, T25
C 280 4-matic Petrol 170 07/07-01/14 ENGINE M 272.948								
Engine Information					S10	T10	T20 - T23	T22 - T25
All engines							7.1215 T20	
C 300 Petrol 170 08/07-08/14 ENGINE M 272.947								
Engine Information					S10	T10	T20 - T23	T22 - T25
All engines						7.6253	7.1215 T20	7.1222 T25
C 300 Petrol 185 02/11-01/14 ENGINE M 276.957								
Engine Information					S10	T10	T20 - T23	T22 - T25
All engines							7.1215 T20	
C 300 4-matic Petrol 170 07/07-01/14 ENGINE M 272.948								
Engine Information					S10	T10	T20 - T23	T22 - T25
All engines							7.1215 T20	
C 300 4-matic Petrol 185 02/11-01/14 ENGINE M 276.957								
Engine Information					S10	T10	T20 - T23	T22 - T25
All engines							7.1215 T20	
C 300 CDI 4-matic Diesel 170 01/11-01/14 ENGINE OM 642.832								
Engine Information					S10	T10	T20 - T23	T22 - T25
All engines							7.1215 T20	
C 320 CDI Diesel 165 01/07-08/14 ENGINE OM 642.960								
Engine Information					S10	T10	T20 - T23	T22 - T25
All engines						7.6253	7.1215 T20	7.1222 T22, T25
C 320 CDI 4-matic Diesel 165 07/07-08/14 ENGINE OM 642.961								
Engine Information					S10	T10	T20 - T23	T22 - T25
All engines							7.1215 T20	
C 350 Petrol 200 01/07-08/14 ENGINE M 272.961								
Engine Information					S10	T10	T20 - T23	T22 - T25
All engines							7.1215 T20	
C 350 Petrol 225 01/11-> ENGINE M 276.957								
Engine Information					S10	T10	T20 - T23	T22 - T25
All engines							7.1215 T20	
C 350 4-matic Petrol 200 07/07-01/14 ENGINE M 272.971								
Engine Information					S10	T10	T20 - T23	T22 - T25
All engines							7.1215 T20	
C 350 4-matic Petrol 225 01/11-> ENGINE M 276.957								
Engine Information					S10	T10	T20 - T23	T22 - T25
All engines							7.1215 T20	

S10 OIL PRESSURE WARNING LIGHT SWITCH	T10 REVERSING LIGHT SWITCH	T20 BRAKE LIGHT SWITCH
T22 SWITCH CLUTCH CONTROL (CRUISE CONTROL)	T23 SWITCH BRAKE ACTUATION (ENGINE TIMING)	T25 SWITCH CLUTCH CONTROL (ENGINE CONTROL)

FUNCTIONS ON THE VEHICLE

Vehicle	alim.	kW	Date	Engine	 S10	 T10	 T20 - T23	 T22 - T25
C 350 CDI Diesel 165 08/07-08/14 ENGINE OM 642.830, OM 642.960								
Engine	Information				S10	T10	T20 - T23	T22 - T25
All engines					7.6253	7.1215	T20	7.1222 T25
C 350 CDI Diesel 170 10/09-08/14 ENGINE OM 642.830								
Engine	Information				S10	T10	T20 - T23	T22 - T25
All engines					7.6253	7.1215	T20	7.1222 T22, T25
C 350 CDI Diesel 195 06/11-08/14 ENGINE OM 642.834								
Engine	Information				S10	T10	T20 - T23	T22 - T25
All engines					7.6253	7.1215	T20	7.1222 T22
C 350 CDI 4-matic Diesel 165 07/09-01/14 ENGINE OM 642.832, OM 642.961								
Engine	Information				S10	T10	T20 - T23	T22 - T25
All engines							7.1215 T20	
C 350 CDI 4-matic Diesel 170 10/09-08/14 ENGINE OM 642.832								
Engine	Information				S10	T10	T20 - T23	T22 - T25
All engines							7.1215 T20	
C 350 CGI Petrol 215 09/08-01/14 ENGINE M 272.982								
Engine	Information				S10	T10	T20 - T23	T22 - T25
All engines							7.1215 T20	
C 350 CGI Petrol 225 06/11-08/14 ENGINE M 276.957								
Engine	Information				S10	T10	T20 - T23	T22 - T25
All engines							7.1215 T20	
C 63 AMG Petrol 336 02/08-> ENGINE M 156.985								
Engine	Information				S10	T10	T20 - T23	T22 - T25
All engines							7.1215 T20	
C 63 AMG Petrol 358 02/08-> ENGINE M 156.985								
Engine	Information				S10	T10	T20 - T23	T22 - T25
All engines							7.1215 T20	
C 63 AMG Petrol 373 02/08-> ENGINE M 156.985								
Engine	Information				S10	T10	T20 - T23	T22 - T25
All engines							7.1215 T20	
C 63 AMG Petrol 380 01/12-> ENGINE M 156.985								
Engine	Information				S10	T10	T20 - T23	T22 - T25
All engines							7.1215 T20	
C 63 AMG Petrol 382 07/10-08/14 ENGINE --, M 156.985								
Engine	Information				S10	T10	T20 - T23	T22 - T25
All engines							7.1215 T20	
C 63 AMG DR 520 Petrol 383 07/10-01/14 ENGINE --, M 156.985								
Engine	Information				S10	T10	T20 - T23	T22 - T25
All engines							7.1215 T20	
CLASSE C IV								
AMG C 43 4-matic Petrol 270 04/16-> ENGINE M 276.823								
Engine	Information				S10	T10	T20 - T23	T22 - T25
All engines							7.1215 T20	





S10 OIL PRESSURE WARNING LIGHT SWITCH	T10 REVERSING LIGHT SWITCH	T20 BRAKE LIGHT SWITCH
T22 SWITCH CLUTCH CONTROL (CRUISE CONTROL)	T23 SWITCH BRAKE ACTUATION (ENGINE TIMING)	T25 SWITCH CLUTCH CONTROL (ENGINE CONTROL)

Vehicle	alim.	kW	Date	Engine	FUNCTIONS ON THE VEHICLE			
					 S10	 T10	 T20 - T23	 T22 - T25
ENGINE								
AMG C 43 4-matic	Petrol	287	04/18->	M 276.823				
Engine	Information			S10	T10	T20 - T23	T22 - T25	
All engines	SA 808					7.1215 T20		
ENGINE								
AMG C 63	Petrol	350	10/14->	M 177.980				
Engine	Information			S10	T10	T20 - T23	T22 - T25	
All engines						7.1215 T20		
ENGINE								
AMG C 63 S	Petrol	375	10/14->	M 177.980				
Engine	Information			S10	T10	T20 - T23	T22 - T25	
All engines						7.1215 T20		
ENGINE								
C 160	Petrol	95	04/15->	M 274.910				
Engine	Information			S10	T10	T20 - T23	T22 - T25	
All engines						7.1215 T20		
ENGINE								
C 180	Petrol	115	03/14->	M 274.910				
Engine	Information			S10	T10	T20 - T23	T22 - T25	
All engines						7.1215 T20		
ENGINE								
C 180 BlueTEC / d	Diesel	85	05/14->	OM 626.951				
Engine	Information			S10	T10	T20 - T23	T22 - T25	
All engines				7.0178		7.1215 T20		
ENGINE								
C 200	Petrol	135	12/13->	M 274.920				
Engine	Information			S10	T10	T20 - T23	T22 - T25	
All engines						7.1215 T20		
ENGINE								
C 200 4-matic	Petrol	135	04/15->	M 274.920				
Engine	Information			S10	T10	T20 - T23	T22 - T25	
All engines						7.1215 T20		
ENGINE								
C 200 BlueTEC / d	Diesel	100	05/14->	OM 626.951				
Engine	Information			S10	T10	T20 - T23	T22 - T25	
All engines				7.0178		7.1215 T20		
ENGINE								
C 200 d	Diesel	100	10/15->	OM 651.921				
Engine	Information			S10	T10	T20 - T23	T22 - T25	
All engines						7.1215 T20		
ENGINE								
C 220 BlueTEC / d	Diesel	120	03/14->	OM 651.921				
Engine	Information			S10	T10	T20 - T23	T22 - T25	
All engines						7.1215 T20		
ENGINE								
C 220 BlueTEC / d	Diesel	125	12/13->	OM 651.921				
Engine	Information			S10	T10	T20 - T23	T22 - T25	
All engines						7.1215 T20		
ENGINE								
C 220 d	Diesel	120	10/15->	OM 651.921				
Engine	Information			S10	T10	T20 - T23	T22 - T25	
All engines						7.1215 T20		
ENGINE								
C 220 d	Diesel	125	10/15->	OM 651.921				
Engine	Information			S10	T10	T20 - T23	T22 - T25	
All engines						7.1215 T20		
ENGINE								
C 220 d 4-matic	Diesel	125	04/15->	OM 651.921				
Engine	Information			S10	T10	T20 - T23	T22 - T25	
All engines						7.1215 T20		

S10 OIL PRESSURE WARNING LIGHT SWITCH	T10 REVERSING LIGHT SWITCH	T20 BRAKE LIGHT SWITCH
T22 SWITCH CLUTCH CONTROL (CRUISE CONTROL)	T23 SWITCH BRAKE ACTUATION (ENGINE TIMING)	T25 SWITCH CLUTCH CONTROL (ENGINE CONTROL)

The present application list is a brief version. For the detailed information about the possibility of installation on a specific vehicle, please refer to our web-catalogue <http://catalogo.facet.eu/>

FUNCTIONS ON THE VEHICLE

Vehicle	alim.	kW	Date	Engine				
					S10	T10	T20 - T23	T22 - T25

ENGINE								
C 250	Petrol	155	03/14->	M 274.920				
Engine	Information				S10	T10	T20 - T23	T22 - T25
All engines							7.1215 T20	

ENGINE								
C 250 BlueTEC / d	Diesel	150	02/14->	OM 651.921				
Engine	Information				S10	T10	T20 - T23	T22 - T25
All engines							7.1215 T20	

ENGINE								
C 250 BlueTEC / d 4-matic	Diesel	150	02/14->	OM 651.921				
Engine	Information				S10	T10	T20 - T23	T22 - T25
All engines							7.1215 T20	

ENGINE								
C 250 d	Diesel	150	10/15->	OM 651.921				
Engine	Information				S10	T10	T20 - T23	T22 - T25
All engines							7.1215 T20	

ENGINE								
C 250 d 4-matic	Diesel	150	04/16->	OM 651.921				
Engine	Information				S10	T10	T20 - T23	T22 - T25
All engines							7.1215 T20	

ENGINE								
C 300	Petrol	180	09/15->	M 274.920				
Engine	Information				S10	T10	T20 - T23	T22 - T25
All engines							7.1215 T20	

ENGINE								
C 400 4-matic	Petrol	245	10/14->	M 276.823				
Engine	Information				S10	T10	T20 - T23	T22 - T25
All engines							7.1215 T20	

ENGINE								
C 450 AMG 4-matic	Petrol	270	04/15-04/16	M 276.823				
Engine	Information				S10	T10	T20 - T23	T22 - T25
All engines							7.1215 T20	

CLASSE CLA

ENGINE								
AMG CLA 45 4-matic	Petrol	280	07/15->	M 133.980				
Engine	Information				S10	T10	T20 - T23	T22 - T25
All engines							7.1215 T20	

ENGINE								
CLA 180	Petrol	90	01/13->	M 270.910				
Engine	Information				S10	T10	T20 - T23	T22 - T25
All engines							7.1215 T20	7.1222 T22

ENGINE								
CLA 180 CDI / d	Diesel	80	10/13->	OM 607.951				
Engine	Information				S10	T10	T20 - T23	T22 - T25
All engines					7.0178		7.1215 T20	7.1222 T22

ENGINE								
CLA 180 d	Diesel	80	07/15->	OM 607.951				
Engine	Information				S10	T10	T20 - T23	T22 - T25
All engines					7.0178		7.1215 T20	7.1222 T22

ENGINE								
CLA 200	Petrol	115	01/13->	M 270.910				
Engine	Information				S10	T10	T20 - T23	T22 - T25
All engines							7.1215 T20	7.1222 T22

ENGINE								
CLA 200 CDI	Diesel	100	06/13->	OM 651.901				
Engine	Information				S10	T10	T20 - T23	T22 - T25
All engines							7.1215 T20	7.1222 T22

S10 OIL PRESSURE WARNING LIGHT SWITCH	T10 REVERSING LIGHT SWITCH	T20 BRAKE LIGHT SWITCH
T22 SWITCH CLUTCH CONTROL (CRUISE CONTROL)	T23 SWITCH BRAKE ACTUATION (ENGINE TIMING)	T25 SWITCH CLUTCH CONTROL (ENGINE CONTROL)

Vehicle	alim.	kW	Date	Engine	FUNCTIONS ON THE VEHICLE			
					S10	T10	T20 - T23	T22 - T25
ENGINE								
CLA 200 CDI / d	Diesel	100	07/14->	OM 651.930				
Engine					S10	T10	T20 - T23	T22 - T25
All engines							7.1215 T20	7.1222 T22
ENGINE								
CLA 200 CDI / d 4-matic	Diesel	100	07/14->	OM 651.930				
Engine					S10	T10	T20 - T23	T22 - T25
All engines							7.1215 T20	7.1222 T22
ENGINE								
CLA 220 4-matic	Petrol	135	01/15->	M 270.910, M 270.920				
Engine					S10	T10	T20 - T23	T22 - T25
All engines							7.1215 T20	
ENGINE								
CLA 220 CDI / d	Diesel	120	01/13->	OM 651.930				
Engine					S10	T10	T20 - T23	T22 - T25
All engines							7.1215 T20	7.1222 T22
ENGINE								
CLA 220 CDI / d	Diesel	125	01/13->	OM 651.930				
Engine					S10	T10	T20 - T23	T22 - T25
All engines							7.1215 T20	7.1222 T22
ENGINE								
CLA 220 CDI / d	Diesel	130	09/14->	OM 651.930				
Engine					S10	T10	T20 - T23	T22 - T25
All engines							7.1215 T20	7.1222 T22
ENGINE								
CLA 220 CDI / d 4-matic	Diesel	120	08/14->	OM 651.930				
Engine					S10	T10	T20 - T23	T22 - T25
All engines							7.1215 T20	7.1222 T22
ENGINE								
CLA 220 CDI / d 4-matic	Diesel	130	09/14->	OM 651.930				
Engine					S10	T10	T20 - T23	T22 - T25
All engines							7.1215 T20	7.1222 T22
ENGINE								
CLA 220 CDI 4-matic	Diesel	125	07/14->	OM 651.930				
Engine					S10	T10	T20 - T23	T22 - T25
All engines							7.1215 T20	7.1222 T22
ENGINE								
CLA 220 d	Diesel	125	07/18->	OM 651.930				
Engine					S10	T10	T20 - T23	T22 - T25
All engines							7.1215 T20	
ENGINE								
CLA 220 d 4-matic	Diesel	125	07/18->	OM 651.930				
Engine					S10	T10	T20 - T23	T22 - T25
All engines							7.1215 T20	
ENGINE								
CLA 250	Petrol	155	01/13->	M 270.920				
Engine					S10	T10	T20 - T23	T22 - T25
All engines							7.1215 T20	7.1222 T22
ENGINE								
CLA 250	Petrol	160	07/15->	M 270.920				
Engine					S10	T10	T20 - T23	T22 - T25
All engines							7.1215 T20	7.1222 T22
ENGINE								
CLA 250 4-matic	Petrol	155	07/13->	M 270.920				
Engine					S10	T10	T20 - T23	T22 - T25
All engines							7.1215 T20	7.1222 T22

S10	OIL PRESSURE WARNING LIGHT SWITCH	T10	REVERSING LIGHT SWITCH	T20	BRAKE LIGHT SWITCH
T22	SWITCH CLUTCH CONTROL (CRUISE CONTROL)	T23	SWITCH BRAKE ACTUATION (ENGINE TIMING)	T25	SWITCH CLUTCH CONTROL (ENGINE CONTROL)

Vehicle	alim.	kW	Date	Engine	 S10	 T10	 T20 - T23	 T22 - T25
---------	-------	----	------	--------	---	---	--	---

				ENGINE
CLA 250 4-matic	Petrol	160	07/15->	M 270.920

Engine	Information	S10	T10	T20 - T23	T22 - T25
All engines				7.1215 T20	

				ENGINE
CLA 45 AMG 4-matic	Petrol	265	07/13->	M 133.980

Engine	Information	S10	T10	T20 - T23	T22 - T25
All engines				7.1215 T20	

				ENGINE
CLC 160	Petrol	95	02/09-06/11	M 271.911, M 271.921

Engine	Information	S10	T10	T20 - T23	T22 - T25
All engines			7.6253		
Eng. M 271.921					7.1222 T22
Eng. M 271.911					7.1222 T25

				ENGINE
CLC 180 Kompressor	Petrol	0	05/08-06/11	M 271.940

Engine	Information	S10	T10	T20 - T23	T22 - T25
All engines			7.6253		7.1222 T22

				ENGINE
CLC 180 Kompressor	Petrol	105	05/08-06/11	M 271.946

Engine	Information	S10	T10	T20 - T23	T22 - T25
All engines			7.6253		7.1222 T25

				ENGINE
CLC 200 CDI	Diesel	90	05/08-06/11	OM 646.962, OM 646.963

Engine	Information	S10	T10	T20 - T23	T22 - T25
All engines			7.6253		7.1222 T22

				ENGINE
CLC 200 Kompressor	Petrol	135	05/08-06/11	M 271.957

Engine	Information	S10	T10	T20 - T23	T22 - T25
All engines			7.6253		7.1222 T25

				ENGINE
CLC 220 CDI	Diesel	110	05/08-06/11	OM 646.963

Engine	Information	S10	T10	T20 - T23	T22 - T25
All engines			7.6253		7.1222 T25

				ENGINE
CLC 230	Petrol	150	05/08-06/11	M 272.920

Engine	Information	S10	T10	T20 - T23	T22 - T25
All engines			7.6253		7.1222 T25

				ENGINE
CLC 350	Petrol	200	05/08-06/11	M 272.960

Engine	Information	S10	T10	T20 - T23	T22 - T25
All engines					7.1222 T25

				ENGINE
200	Petrol	100	06/97-06/02	M 111.945

Engine	Information	S10	T10	T20 - T23	T22 - T25
All engines			7.6165		7.1222 T22
All engines	eng.type 129678 ->			7.1088 T20	
All engines	eng.type 129679 ->			7.1206 T20	





				ENGINE
200 Kompressor	Petrol	120	06/00-06/02	M 111.956

Engine	Information	S10	T10	T20 - T23	T22 - T25
All engines			7.6253	7.1206 T20	
All engines	LHD				7.1222 T22

				ENGINE
200 Kompressor	Petrol	141	06/97-06/00	M 111.944





Engine	Information	S10	T10	T20 - T23	T22 - T25
All engines			7.6165		7.1222 T22
All engines	eng.type 129678 ->			7.1088 T20	
All engines	eng.type 129679 ->			7.1206 T20	

S10 OIL PRESSURE WARNING LIGHT SWITCH	T10 REVERSING LIGHT SWITCH	T20 BRAKE LIGHT SWITCH
T22 SWITCH CLUTCH CONTROL (CRUISE CONTROL)	T23 SWITCH BRAKE ACTUATION (ENGINE TIMING)	T25 SWITCH CLUTCH CONTROL (ENGINE CONTROL)





				FUNCTIONS ON THE VEHICLE				
Vehicle	alim.	kW	Date	Engine	 S10	 T10	 T20 - T23	 T22 - T25
ENGINE								
230 Kompressor	Petrol	142	06/97-06/00	M 111.975				
Engine	Information			S10	T10	T20 - T23	T22 - T25	
All engines					7.6165	7.1206	T20	7.1222 T22
All engines	eng.type 129678 ->					7.1088	T20	
ENGINE								
230 Kompressor	Petrol	145	06/00-06/02	M 111.982				
Engine	Information			S10	T10	T20 - T23	T22 - T25	
All engines					7.6253	7.1206	T20	7.1222 T22
ENGINE								
320	Petrol	160	06/97-06/02	M 112.940				
Engine	Information			S10	T10	T20 - T23	T22 - T25	
All engines						7.1206	T20	
ENGINE								
55 AMG	Petrol	255	08/99-06/02	M 113.984				
Engine	Information			S10	T10	T20 - T23	T22 - T25	
All engines						7.1206	T20	
CLASSE CLK II								
ENGINE								
200 CGI	Petrol	125	07/03-05/09	M 271.942				
Engine	Information			S10	T10	T20 - T23	T22 - T25	
All engines					7.6253			7.1222 T22
ENGINE								
200 Kompressor	Petrol	120	09/02-05/09	M 271.940				
Engine	Information			S10	T10	T20 - T23	T22 - T25	
All engines					7.6253			7.1222 T22
ENGINE								
200 Kompressor	Petrol	135	10/06-05/09	M 271.955				
Engine	Information			S10	T10	T20 - T23	T22 - T25	
All engines					7.6253			7.1222 T22
ENGINE								
220 CDI	Diesel	100	01/05-05/09	OM 646.966				
Engine	Information			S10	T10	T20 - T23	T22 - T25	
All engines					7.6253			7.1222 T22
ENGINE								
220 CDI	Diesel	110	01/05-05/09	OM 646.966				
Engine	Information			S10	T10	T20 - T23	T22 - T25	
All engines					7.6253			7.1222 T22
ENGINE								
240	Petrol	120	06/02-05/09	M 112.912				
Engine	Information			S10	T10	T20 - T23	T22 - T25	
All engines					7.6253	7.1222	T23	7.1222 T22
ENGINE								
240	Petrol	125	06/02-05/09	M 112.912				
Engine	Information			S10	T10	T20 - T23	T22 - T25	
All engines					7.6253			7.1222 T22
ENGINE								
270 CDI	Diesel	120	02/03-06/05	OM 612.962, OM 612.967				
Engine	Information			S10	T10	T20 - T23	T22 - T25	
All engines					7.6253			7.1222 T22
ENGINE								
270 CDI	Diesel	125	10/02-05/09	OM 612.962, OM 612.967				
Engine	Information			S10	T10	T20 - T23	T22 - T25	
All engines					7.6253			7.1222 T22
ENGINE								
280	Petrol	170	01/05-05/09	M 272.940				
Engine	Information			S10	T10	T20 - T23	T22 - T25	
All engines					7.6253			7.1222 T22

S10	OIL PRESSURE WARNING LIGHT SWITCH	T10	REVERSING LIGHT SWITCH	T20	BRAKE LIGHT SWITCH
T22	SWITCH CLUTCH CONTROL (CRUISE CONTROL)	T23	SWITCH BRAKE ACTUATION (ENGINE TIMING)	T25	SWITCH CLUTCH CONTROL (ENGINE CONTROL)

FUNCTIONS ON THE VEHICLE




Vehicle	alim.	kW	Date	Engine	 S10	 T10	 T20 - T23	 T22 - T25
ENGINE								
320 CDI	Diesel	165	01/05-05/09	OM 642.910				
Engine	Information				S10	T10	T20 - T23	T22 - T25
All engines					7.6253		7.1222	T22
ENGINE								
350	Petrol	200	01/05-05/09	M 272.960				
Engine	Information				S10	T10	T20 - T23	T22 - T25
All engines					7.6253		7.1222	T22
ENGINE								
CLK 200 CGI	Petrol	125	07/03-03/10	M 271.942				
Engine	Information				S10	T10	T20 - T23	T22 - T25
All engines					7.6253	7.1222	T20	7.1222 T22
ENGINE								
CLK 200 Kompressor	Petrol	120	02/03-03/10	M 271.940				
Engine	Information				S10	T10	T20 - T23	T22 - T25
All engines					7.6253		7.1222	T22
ENGINE								
CLK 200 Kompressor	Petrol	135	10/06-03/10	M 271.955				
Engine	Information				S10	T10	T20 - T23	T22 - T25
All engines					7.6253		7.1222	T22
ENGINE								
CLK 240	Petrol	125	02/03-03/10	M 112.912				
Engine	Information				S10	T10	T20 - T23	T22 - T25
All engines					7.6253		7.1222	T22
ENGINE								
CLK 280	Petrol	170	01/05-03/10	M 272.940				
Engine	Information				S10	T10	T20 - T23	T22 - T25
All engines					7.6253		7.1222	T22
ENGINE								
CLK 320 CDI	Diesel	165	03/05-03/10	OM 642.910				
Engine	Information				S10	T10	T20 - T23	T22 - T25
All engines					7.6253		7.1222	T22
ENGINE								
CLK 350	Petrol	200	01/05-03/10	M 272.960				
Engine	Information				S10	T10	T20 - T23	T22 - T25
All engines					7.6253		7.1222	T22
CLASSE CLS I								
ENGINE								
CLS 280	Petrol	170	07/08-12/10	M 272.943				
Engine	Information				S10	T10	T20 - T23	T22 - T25
All engines	-> 01/08/08, SA U58						7.1252 T20	
All engines	01/09/08 ->, ch. 153744 ->						7.1260 T20	
ENGINE								
CLS 300	Petrol	170	04/09-12/10	M 272.943				
Engine	Information				S10	T10	T20 - T23	T22 - T25
All engines							7.1260 T20	
ENGINE								
CLS 320 CDI	Diesel	155	01/05-12/10	OM 642.920				
Engine	Information				S10	T10	T20 - T23	T22 - T25
All engines	01/07/06 ->, ch. 038332 ->, NOT FOR MODEL:2006, -SA 806						7.1252 T20	
ENGINE								
CLS 320 CDI	Diesel	165	01/05-12/10	OM 642.920				
Engine	Information				S10	T10	T20 - T23	T22 - T25
All engines	-> 01/08/08, 01/07/06 ->, SA U58						7.1252 T20	
All engines	01/09/08 ->, ch. 153744 ->						7.1260 T20	
ENGINE								
CLS 350	Petrol	200	10/04-12/10	M 272.964				
Engine	Information				S10	T10	T20 - T23	T22 - T25
All engines	-> 01/08/08, 01/07/06 ->, SA U58						7.1252 T20	
All engines	01/09/08 ->, ch. 153744 ->						7.1260 T20	

S10 OIL PRESSURE WARNING LIGHT SWITCH	T10 REVERSING LIGHT SWITCH	T20 BRAKE LIGHT SWITCH
T22 SWITCH CLUTCH CONTROL (CRUISE CONTROL)	T23 SWITCH BRAKE ACTUATION (ENGINE TIMING)	T25 SWITCH CLUTCH CONTROL (ENGINE CONTROL)

Vehicle	alim.	kW	Date	Engine	FUNCTIONS ON THE VEHICLE			
					 S10	 T10	 T20 - T23	 T22 - T25
CLS 350	Petrol	215	04/06-12/10	ENGINE M 272.985				
Engine	Information			S10	T10	T20 - T23	T22 - T25	
All engines	-> 01/08/08, 01/07/06 ->, SA U58					7.1252 T20		
All engines	01/09/08 ->, ch. 153744 ->					7.1260 T20		
CLS 350 CDI	Diesel	165	04/09-12/10	ENGINE OM 642.920				
Engine	Information			S10	T10	T20 - T23	T22 - T25	
All engines						7.1260 T20		
CLS 350 CDI	Diesel	200	04/09-12/10	ENGINE OM 642.920				
Engine	Information			S10	T10	T20 - T23	T22 - T25	
All engines						7.1252 T20		
CLS 500	Petrol	225	10/04-12/10	ENGINE M 113.967				
Engine	Information			S10	T10	T20 - T23	T22 - T25	
All engines	-> 01/06/06, -> ch. A080022					7.1252 T20		
CLS 500	Petrol	285	04/06-12/10	ENGINE M 273.960				
Engine	Information			S10	T10	T20 - T23	T22 - T25	
All engines	-> 01/08/08, 01/07/06 ->, SA U58					7.1252 T20		
All engines	01/09/08 ->, ch. 153744 ->					7.1260 T20		
CLS 55 AMG	Petrol	350	01/05-12/10	ENGINE M 113.990				
Engine	Information			S10	T10	T20 - T23	T22 - T25	
All engines	01/06/05 ->, ch. A038332 ->					7.1252 T20		
CLS 550	Petrol	285	04/06-02/11	ENGINE M 273.960				
Engine	Information			S10	T10	T20 - T23	T22 - T25	
All engines	pole nr. 4					7.1252 T20		
CLS 63 AMG	Petrol	378	04/06-12/10	ENGINE M 156.983				
Engine	Information			S10	T10	T20 - T23	T22 - T25	
All engines	-> 01/08/08, 01/07/06 ->, SA U58					7.1252 T20		
All engines	01/09/08 ->, ch. 153744 ->					7.1260 T20		
CLASSE CLS II								
AMG CLS 53 EQ Boost 4-Matic+	Petrol/ Electro	320	05/18->	ENGINE M 256.930				
Engine	Information			S10	T10	T20 - T23	T22 - T25	
All engines						7.1215 T20		
CLS 220 BlueTEC / d	Diesel	120	05/14->	ENGINE OM 651.924				
Engine	Information			S10	T10	T20 - T23	T22 - T25	
All engines						7.1215 T20		
CLS 220 BlueTEC / d	Diesel	125	05/14->	ENGINE OM 651.924				
Engine	Information			S10	T10	T20 - T23	T22 - T25	
All engines						7.1215 T20		
CLS 220 BlueTEC / d	Diesel	130	05/14->	ENGINE OM 651.924				
Engine	Information			S10	T10	T20 - T23	T22 - T25	
All engines						7.1215 T20		
CLS 250	Petrol	0	05/14->	ENGINE M 274.920				
Engine	Information			S10	T10	T20 - T23	T22 - T25	
All engines						7.1215 T20		

S10	OIL PRESSURE WARNING LIGHT SWITCH	T10	REVERSING LIGHT SWITCH	T20	BRAKE LIGHT SWITCH
T22	SWITCH CLUTCH CONTROL (CRUISE CONTROL)	T23	SWITCH BRAKE ACTUATION (ENGINE TIMING)	T25	SWITCH CLUTCH CONTROL (ENGINE CONTROL)

FUNCTIONS ON THE VEHICLE

Vehicle	alim.	kW	Date	Engine	 S10	 T10	 T20 - T23	 T22 - T25
ENGINE								
CLS 250 BlueTEC / d 4-matic	Diesel	150	05/14->	OM 651.924				
Engine	Information				S10	T10	T20 - T23	T22 - T25
All engines							7.1215 T20	
ENGINE								
CLS 250 CDI / BlueTEC / d	Diesel	150	04/11->	OM 651.924				
Engine	Information				S10	T10	T20 - T23	T22 - T25
All engines							7.1215 T20	
ENGINE								
CLS 300	Petrol	225	09/11->	M 276.952, M 276.957				
Engine	Information				S10	T10	T20 - T23	T22 - T25
All engines							7.1215 T20	
ENGINE								
CLS 300 d	Diesel	180	04/18->	OM 654.920				
Engine	Information				S10	T10	T20 - T23	T22 - T25
All engines							7.1215 T20	
ENGINE								
CLS 320	Petrol	0	05/14->	M 276.820				
Engine	Information				S10	T10	T20 - T23	T22 - T25
All engines							7.1215 T20	
ENGINE								
CLS 350	Petrol	225	01/11->	M 276.952				
Engine	Information				S10	T10	T20 - T23	T22 - T25
All engines							7.1215 T20	
ENGINE								
CLS 350 BlueTEC	Diesel	190	05/14->	OM 642.852				
Engine	Information				S10	T10	T20 - T23	T22 - T25
All engines							7.1215 T20	
ENGINE								
CLS 350 BlueTEC / d	Diesel	185	11/12->	OM 642.852, OM 642.853				
Engine	Information				S10	T10	T20 - T23	T22 - T25
All engines							7.1215 T20	
ENGINE								
CLS 350 BlueTEC / d	Diesel	190	05/14->	OM 642.853				
Engine	Information				S10	T10	T20 - T23	T22 - T25
All engines							7.1215 T20	
ENGINE								
CLS 350 BlueTEC / d 4-matic	Diesel	185	11/12->	OM 642.854, OM 642.858				
Engine	Information				S10	T10	T20 - T23	T22 - T25
All engines							7.1215 T20	
ENGINE								
CLS 350 BlueTEC 4-matic	Diesel	185	01/13->	OM 642.854				
Engine	Information				S10	T10	T20 - T23	T22 - T25
All engines							7.1215 T20	
ENGINE								
CLS 350 CDI / d	Diesel	195	01/11->	OM 642.853				
Engine	Information				S10	T10	T20 - T23	T22 - T25
All engines							7.1215 T20	
ENGINE								
CLS 350 CDI / d 4-matic	Diesel	195	09/11->	OM 642.854				
Engine	Information				S10	T10	T20 - T23	T22 - T25
All engines							7.1215 T20	
ENGINE								
CLS 350 d	Diesel	210	08/18->	OM 656.929				
Engine	Information				S10	T10	T20 - T23	T22 - T25
All engines							7.1215 T20	

S10 OIL PRESSURE WARNING LIGHT SWITCH	T10 REVERSING LIGHT SWITCH	T20 BRAKE LIGHT SWITCH
T22 SWITCH CLUTCH CONTROL (CRUISE CONTROL)	T23 SWITCH BRAKE ACTUATION (ENGINE TIMING)	T25 SWITCH CLUTCH CONTROL (ENGINE CONTROL)

Vehicle	alim.	kW	Date	Engine	FUNCTIONS ON THE VEHICLE			
					 S10	 T10	 T20 - T23	 T22 - T25
CLS 350 d 4-matic	Diesel	183	12/17->	ENGINE OM 656.929				
Engine	Information			S10	T10	T20 - T23	T22 - T25	
All engines						7.1215 T20		
CLS 350 d 4-matic	Diesel	190	04/15->	ENGINE OM 642.854, OM 642.858				
Engine	Information			S10	T10	T20 - T23	T22 - T25	
All engines						7.1215 T20		
CLS 350 d 4-matic	Diesel	210	12/17->	ENGINE OM 656.929				
Engine	Information			S10	T10	T20 - T23	T22 - T25	
All engines						7.1215 T20		
CLS 400	Petrol	245	05/14->	ENGINE M 276.820, M 276.850				
Engine	Information			S10	T10	T20 - T23	T22 - T25	
All engines						7.1215 T20		
CLS 400 4-matic	Petrol	245	05/14->	ENGINE M 276.820, M 276.850				
Engine	Information			S10	T10	T20 - T23	T22 - T25	
All engines						7.1215 T20		
CLS 400 d 4-matic	Diesel	250	12/17->	ENGINE OM 656.929				
Engine	Information			S10	T10	T20 - T23	T22 - T25	
All engines						7.1215 T20		
CLS 450 EQ Boost 4-matic	Petrol/ Electro	270	12/17->	ENGINE M 256.930				
Engine	Information			S10	T10	T20 - T23	T22 - T25	
All engines						7.1215 T20		
CLS 500	Petrol	300	02/11->	ENGINE M 278.922				
Engine	Information			S10	T10	T20 - T23	T22 - T25	
All engines						7.1215 T20		
CLS 500 4-matic	Petrol	300	09/11->	ENGINE M 278.922				
Engine	Information			S10	T10	T20 - T23	T22 - T25	
All engines						7.1215 T20		
CLS 63 AMG	Petrol	386	02/11->	ENGINE M 157.980, M 157.981				
Engine	Information			S10	T10	T20 - T23	T22 - T25	
All engines						7.1215 T20		
CLS 63 AMG	Petrol	410	01/11->	ENGINE M 157.981				
Engine	Information			S10	T10	T20 - T23	T22 - T25	
All engines						7.1215 T20		
CLS 63 AMG	Petrol	430	02/13->	ENGINE M 157.981				
Engine	Information			S10	T10	T20 - T23	T22 - T25	
All engines						7.1215 T20		
CLS 63 AMG 4-matic	Petrol	410	05/13->	ENGINE M 157.981				
Engine	Information			S10	T10	T20 - T23	T22 - T25	
All engines						7.1215 T20		
CLS 63 AMG 4-matic	Petrol	430	02/13->	ENGINE M 157.981				
Engine	Information			S10	T10	T20 - T23	T22 - T25	
All engines						7.1215 T20		

S10	OIL PRESSURE WARNING LIGHT SWITCH	T10	REVERSING LIGHT SWITCH	T20	BRAKE LIGHT SWITCH
T22	SWITCH CLUTCH CONTROL (CRUISE CONTROL)	T23	SWITCH BRAKE ACTUATION (ENGINE TIMING)	T25	SWITCH CLUTCH CONTROL (ENGINE CONTROL)

FUNCTIONS ON THE VEHICLE

Vehicle	alim.	kW	Date	Engine	 S10	 T10	 T20 - T23	 T22 - T25
---------	-------	----	------	--------	---	---	--	---

CLASSE E

				ENGINE
E 220 CDI	Diesel	105	07/99-12/02	OM 611.961

Engine	Information	S10	T10	T20 - T23	T22 - T25
All engines			7.6165		7.1222 T22
All engines	man 5 speed, -SA 423			7.1088 T20	
All engines	aut 5 speed, SA 423			7.1206 T20	

				ENGINE
E 220 CDI	Diesel	110	10/03-07/06	OM 646.961

Engine	Information	S10	T10	T20 - T23	T22 - T25
All engines			7.6253		

				ENGINE
E 220 CDI	Diesel	125	04/06-07/09	OM 646.821

Engine	Information	S10	T10	T20 - T23	T22 - T25
All engines	FOR MODEL:2007, FOR MODEL:2008, FOR MODEL:2009, SA 807/808/809			7.1252 T20	

				ENGINE
E 250 d	Diesel	83	06/96-06/98	OM 605.912

Engine	Information	S10	T10	T20 - T23	T22 - T25
All engines			7.6165	7.1088 T20	7.1222 T22

				ENGINE
E 270 CDI	Diesel	120	03/03-07/09	OM 647.961

Engine	Information	S10	T10	T20 - T23	T22 - T25
All engines			7.6253		
All engines	FOR MODEL:2007, FOR MODEL:2008, FOR MODEL:2009, SA 807/808/809			7.1252 T20	

				ENGINE
E 270 CDI	Diesel	125	07/99-12/02	OM 612.961

Engine	Information	S10	T10	T20 - T23	T22 - T25
All engines				7.1206 T20	

				ENGINE
E 270 CDI	Diesel	130	10/03-07/05	OM 647.961

Engine	Information	S10	T10	T20 - T23	T22 - T25
All engines			7.6253		

				ENGINE
E 280	Petrol	150	07/99-11/02	M 112.921

Engine	Information	S10	T10	T20 - T23	T22 - T25
All engines			7.6165	7.1088 T20	

				ENGINE
E 280 CDI	Diesel	140	08/05-07/09	OM 642.920

Engine	Information	S10	T10	T20 - T23	T22 - T25
All engines	FOR MODEL:2007, FOR MODEL:2008, FOR MODEL:2009, SA 807/808/809			7.1252 T20	

				ENGINE
E 290 TD	Diesel	95	07/96-07/99	OM 602.982

Engine	Information	S10	T10	T20 - T23	T22 - T25
All engines			7.6165	7.1088 T20	7.1222 T22

CLASSE E I

				ENGINE
E 200	Petrol	100	06/93-03/98	M 111.940

Engine	Information	S10	T10	T20 - T23	T22 - T25
All engines	->ch. C 052915, J 024846		7.6077		
All engines	ch. C 052916, J 024847 ->		7.6165		
All engines				7.1088 T20	

				ENGINE
E 200 D	Diesel	55	06/93-06/95	OM 601.912

Engine	Information	S10	T10	T20 - T23	T22 - T25
All engines			7.6077	7.1088 T20	

				ENGINE
E 200 T	Petrol	100	06/93-06/96	M 111.940

Engine	Information	S10	T10	T20 - T23	T22 - T25
All engines	->ch. C 052915, J 024846		7.6077		
All engines	ch. C 052916, J 024847 ->		7.6165		

S10 OIL PRESSURE WARNING LIGHT SWITCH	T10 REVERSING LIGHT SWITCH	T20 BRAKE LIGHT SWITCH
T22 SWITCH CLUTCH CONTROL (CRUISE CONTROL)	T23 SWITCH BRAKE ACTUATION (ENGINE TIMING)	T25 SWITCH CLUTCH CONTROL (ENGINE CONTROL)

FUNCTIONS ON THE VEHICLE

Vehicle	alim.	kW	Date	Engine	 S10	 T10	 T20 - T23	 T22 - T25
---------	-------	----	------	--------	---	---	--	---

ENGINE				
E 200 T	Petrol	100	06/93-06/96	M 111.940

Engine	Information	S10	T10	T20 - T23	T22 - T25
All engines				7.1088 T20	

ENGINE				
E 220	Petrol	110	06/93-03/98	M 111.960

Engine	Information	S10	T10	T20 - T23	T22 - T25
All engines	->ch. C 052915, J 024846		7.6077		
All engines	ch. C 052915, J 024846 ->		7.6165		
All engines				7.1088 T20	

ENGINE				
E 220 T	Petrol	110	06/93-06/96	M 111.960

Engine	Information	S10	T10	T20 - T23	T22 - T25
All engines	->ch. C 052915, J 024846		7.6077		
All engines	ch. C 052915, J 024846 ->		7.6165		
All engines				7.1088 T20	

ENGINE				
E 250 D	Diesel	83	07/93-06/95	OM 605.911

Engine	Information	S10	T10	T20 - T23	T22 - T25
All engines	->ch. C 052915, J 024846		7.6077		
All engines	ch. C 052916, J 024847 ->		7.6165		
All engines				7.1088 T20	

ENGINE				
E 250 TD	Diesel	83	06/93-06/96	OM 605.911

Engine	Information	S10	T10	T20 - T23	T22 - T25
All engines	->ch. C 052915, J 024846		7.6077		
All engines	ch. C 052916, J 024847 ->		7.6165		
All engines				7.1088 T20	

ENGINE				
E 250 Turbo D	Diesel	93	06/93-06/96	OM 602.962

Engine	Information	S10	T10	T20 - T23	T22 - T25
All engines	->ch. C 052915, J 024846		7.6077		
All engines	ch. C 052916, J 024847 ->		7.6165		
All engines				7.1088 T20	

ENGINE				
E 250 Turbo-D	Diesel	93	06/93-06/95	OM 602.962

Engine	Information	S10	T10	T20 - T23	T22 - T25
All engines	->ch. C 052915, J 024846		7.6077		
All engines	ch. C 052916, J 024847 ->		7.6165		
All engines				7.1088 T20	

ENGINE				
E 280	Petrol	142	06/93-06/95	M 104.942

Engine	Information	S10	T10	T20 - T23	T22 - T25
All engines	->ch. C 052915, J 024846		7.6077		
All engines	ch. C 052916, J 024847 ->		7.6165		
All engines				7.1088 T20	

ENGINE				
E 280	Petrol	145	06/93-06/95	M 104.942

Engine	Information	S10	T10	T20 - T23	T22 - T25
All engines	->ch. C 052915, J 024846		7.6077		
All engines	ch. C 052916, J 024847 ->		7.6165		
All engines				7.1088 T20	

ENGINE				
E 280 T	Petrol	142	06/93-06/96	M 104.942





Engine	Information	S10	T10	T20 - T23	T22 - T25
All engines	->ch. F 272737		7.6077		
All engines	ch. F 272738 ->		7.6165		
All engines				7.1088 T20	

ENGINE				
E 280 T	Petrol	145	06/93-06/96	M 104.942

Engine	Information	S10	T10	T20 - T23	T22 - T25
All engines	->ch. F 272737		7.6077		





S10 OIL PRESSURE WARNING LIGHT SWITCH	T10 REVERSING LIGHT SWITCH	T20 BRAKE LIGHT SWITCH
T22 SWITCH CLUTCH CONTROL (CRUISE CONTROL)	T23 SWITCH BRAKE ACTUATION (ENGINE TIMING)	T25 SWITCH CLUTCH CONTROL (ENGINE CONTROL)

FUNCTIONS ON THE VEHICLE

Vehicle	alim.	kW	Date	Engine	 S10	 T10	 T20 - T23	 T22 - T25
E 280 T	Petrol	145	06/93-06/96	ENGINE M 104.942				
Engine	Information			S10	T10	T20 - T23	T22 - T25	
All engines	ch. F 272738 ->				7.6165			
All engines						7.1088 T20		
E 300 4-matic	Petrol	132	06/93-06/95	ENGINE M 103.985				
Engine	Information			S10	T10	T20 - T23	T22 - T25	
All engines						7.1088 T20		
E 300 D	Diesel	100	07/93-06/95	ENGINE OM 606.910				
Engine	Information			S10	T10	T20 - T23	T22 - T25	
All engines	->ch. C 052915, J 024846				7.6077			
All engines	ch. C 052916, J 024847 ->				7.6165			
All engines						7.1088 T20		
E 300 T 4-matic	Petrol	132	06/93-06/96	ENGINE M 103.985				
Engine	Information			S10	T10	T20 - T23	T22 - T25	
All engines						7.1088 T20		
E 300 T Turbo-D	Diesel	108	06/93-06/96	ENGINE OM 603.960				
Engine	Information			S10	T10	T20 - T23	T22 - T25	
All engines						7.1088 T20		
E 300 T Turbo-D 4-matic	Diesel	108	06/93-06/96	ENGINE OM 603.963				
Engine	Information			S10	T10	T20 - T23	T22 - T25	
All engines						7.1088 T20		
E 300 TD	Diesel	100	06/93-06/96	ENGINE OM 606.910				
Engine	Information			S10	T10	T20 - T23	T22 - T25	
All engines	->ch. C 052915, J 024846				7.6077			
All engines	ch. C 052916, J 024847 ->				7.6165			
All engines						7.1088 T20		
E 300 Turbo-D	Diesel	108	06/93-06/95	ENGINE OM 603.960				
Engine	Information			S10	T10	T20 - T23	T22 - T25	
All engines						7.1088 T20		
E 300 Turbo-D 4-matic	Diesel	108	06/93-06/95	ENGINE OM 603.963				
Engine	Information			S10	T10	T20 - T23	T22 - T25	
All engines						7.1088 T20		
E 320	Petrol	162	06/93-03/98	ENGINE M 104.992				
Engine	Information			S10	T10	T20 - T23	T22 - T25	
All engines	->ch. C 052915, J 024846				7.6077			
All engines	ch. C 052916, J 024847 ->				7.6165			
All engines						7.1088 T20		
E 320 T	Petrol	162	06/93-06/96	ENGINE M 104.992				
Engine	Information			S10	T10	T20 - T23	T22 - T25	
All engines	->ch. C 052915, J 024846				7.6077			
All engines	ch. C 052916, J 024847 ->				7.6165			
All engines						7.1088 T20		
E 36 AMG	Petrol	195	06/93-04/95	ENGINE M 104.992 (AMG 3.6)				
Engine	Information			S10	T10	T20 - T23	T22 - T25	
All engines	->ch. C 052915, J 024846				7.6077			
All engines	ch. C 052916, J 024847 ->				7.6165			
All engines						7.1088 T20		





S10 OIL PRESSURE WARNING LIGHT SWITCH	T10 REVERSING LIGHT SWITCH	T20 BRAKE LIGHT SWITCH
T22 SWITCH CLUTCH CONTROL (CRUISE CONTROL)	T23 SWITCH BRAKE ACTUATION (ENGINE TIMING)	T25 SWITCH CLUTCH CONTROL (ENGINE CONTROL)

FUNCTIONS ON THE VEHICLE





Vehicle	alim.	kW	Date	Engine	 S10	 T10	 T20 - T23	 T22 - T25
ENGINE								
E 36 AMG	Petrol	200	05/94-03/98	M 104.992 (AMG 3.6)				
Engine	Information			S10	T10	T20 - T23	T22 - T25	
All engines	->ch. C 052915, J 024846				7.6077			
All engines	ch. C 052916, J 024847 ->				7.6165			
All engines						7.1088	T20	
ENGINE								
E 36 T AMG	Petrol	200	05/94-06/96	M 104.992 (AMG 3.6)				
Engine	Information			S10	T10	T20 - T23	T22 - T25	
All engines	->ch. C 052915, J 024846				7.6077			
All engines	ch. C 052916, J 024847 ->				7.6165			
All engines						7.1088	T20	
ENGINE								
E 420	Petrol	205	06/93-06/95	M 119.975				
Engine	Information			S10	T10	T20 - T23	T22 - T25	
All engines						7.1088	T20	
ENGINE								
E 500	Petrol	235	06/93-06/95	M 119.974				
Engine	Information			S10	T10	T20 - T23	T22 - T25	
All engines						7.1088	T20	
ENGINE								
E 60 AMG	Petrol	280	05/94-06/95	M 119.974 (AMG 6.0)				
Engine	Information			S10	T10	T20 - T23	T22 - T25	
All engines						7.1088	T20	
CLASSE E II								
ENGINE								
E 200	Petrol	100	06/95-08/00	M 111.942				
Engine	Information			S10	T10	T20 - T23	T22 - T25	
All engines					7.6165	7.1088	T20	
All engines	ch. A 962232, X 027614 ->						7.1222	T22
ENGINE								
E 200 CDI	Diesel	75	06/98-03/02	OM 611.961				
Engine	Information			S10	T10	T20 - T23	T22 - T25	
All engines	->ch. A962231, ->ch. X027613				7.6165			
All engines	ch. A962232 ->, ch. X027614 ->				7.6253			
All engines	man.					7.1088	T20	
All engines	aut.					7.1206	T20	
All engines						7.1222	T23	
ENGINE								
E 200 CDI	Diesel	85	07/99-03/02	OM 611.961				
Engine	Information			S10	T10	T20 - T23	T22 - T25	
All engines	->ch. A962231, ->ch. X027613				7.6165			
All engines	ch. A962232 ->, ch. X027614 ->				7.6253			
All engines	man.					7.1088	T20	
All engines	aut.					7.1206	T20	
All engines						7.1222	T23	
ENGINE								
E 200 D	Diesel	65	01/96-03/02	OM 604.917				
Engine	Information			S10	T10	T20 - T23	T22 - T25	
All engines					7.6165	7.1088, 7.1222	T20, T23	
ENGINE								
E 200 Kompressor	Petrol	120	08/00-03/02	M 111.957				
Engine	Information			S10	T10	T20 - T23	T22 - T25	
All engines					7.6253	7.1222	T23	
All engines	man.					7.1088	T20	
All engines	aut.					7.1206	T20	
ENGINE								
E 200 Kompressor	Petrol	137	06/97-03/02	M 111.947				
Engine	Information			S10	T10	T20 - T23	T22 - T25	
All engines					7.6165		7.1222	T25
All engines	man.					7.1088	T20	

S10	OIL PRESSURE WARNING LIGHT SWITCH	T10	REVERSING LIGHT SWITCH	T20	BRAKE LIGHT SWITCH
T22	SWITCH CLUTCH CONTROL (CRUISE CONTROL)	T23	SWITCH BRAKE ACTUATION (ENGINE TIMING)	T25	SWITCH CLUTCH CONTROL (ENGINE CONTROL)





FUNCTIONS ON THE VEHICLE

Vehicle	alim.	kW	Date	Engine	 S10	 T10	 T20 - T23	 T22 - T25
E 200 Kompressor Petrol 137 06/97-03/02 M 111.947					ENGINE			
ENGINE								
Engine	Information			S10	T10	T20 - T23	T22 - T25	
All engines	aut.					7.1206	T20	
E 200 T Petrol 100 06/96-08/00 M 111.942					ENGINE			
ENGINE								
Engine	Information			S10	T10	T20 - T23	T22 - T25	
All engines					7.6253			
All engines	man.					7.1088	T20	
All engines	aut.					7.1206	T20	
All engines	ch. A 962232, X 027614 ->							7.1222 T22
E 200 T Kompressor Petrol 120 08/00-03/03 M 111.957					ENGINE			
ENGINE								
Engine	Information			S10	T10	T20 - T23	T22 - T25	
All engines					7.6253		7.1222 T22	
All engines	man.					7.1088	T20	
All engines	aut.					7.1206	T20	
E 200 T Kompressor Petrol 137 06/97-03/03 M 111.947					ENGINE			
ENGINE								
Engine	Information			S10	T10	T20 - T23	T22 - T25	
All engines					7.6253		7.1222 T22	
All engines	man.					7.1088	T20	
All engines	aut.					7.1206	T20	
E 220 CDI Diesel 100 07/99-03/02 OM 611.961					ENGINE			
ENGINE								
Engine	Information			S10	T10	T20 - T23	T22 - T25	
All engines					7.6253	7.1222	T23	
All engines	man.					7.1088	T20	
All engines	aut.					7.1206	T20	
E 220 CDI Diesel 105 07/99-03/02 OM 611.961					ENGINE			
ENGINE								
Engine	Information			S10	T10	T20 - T23	T22 - T25	
All engines					7.6253	7.1222	T23	
All engines	man.					7.1088	T20	
All engines	aut.					7.1206	T20	
E 220 CDI Diesel 92 06/98-07/99 OM 611.961					ENGINE			
ENGINE								
Engine	Information			S10	T10	T20 - T23	T22 - T25	
All engines					7.6165	7.1088, 7.1222	T20, T23	
E 220 D Diesel 55 05/96-03/02 OM 604.912					ENGINE			
ENGINE								
Engine	Information			S10	T10	T20 - T23	T22 - T25	
All engines					7.6165	7.1088, 7.1222	T20, T23	
E 220 D Diesel 70 06/95-07/99 OM 604.912					ENGINE			
ENGINE								
Engine	Information			S10	T10	T20 - T23	T22 - T25	
All engines					7.6165	7.1088, 7.1222	T20, T23	
E 220 T CDI Diesel 100 05/99-03/03 OM 611.961					ENGINE			
ENGINE								
Engine	Information			S10	T10	T20 - T23	T22 - T25	
All engines	man 5 speed				7.6165			
All engines	man 6 speed				7.6253			
All engines						7.1088	T20	7.1222 T22
E 220 T CDI Diesel 105 07/99-03/03 OM 611.961					ENGINE			
ENGINE								
Engine	Information			S10	T10	T20 - T23	T22 - T25	
All engines					7.6253		7.1222 T22	
All engines	man.					7.1088	T20	
All engines	aut.					7.1206	T20	

S10 OIL PRESSURE WARNING LIGHT SWITCH	T10 REVERSING LIGHT SWITCH	T20 BRAKE LIGHT SWITCH
T22 SWITCH CLUTCH CONTROL (CRUISE CONTROL)	T23 SWITCH BRAKE ACTUATION (ENGINE TIMING)	T25 SWITCH CLUTCH CONTROL (ENGINE CONTROL)

				FUNCTIONS ON THE VEHICLE				
Vehicle	alim.	kW	Date	Engine	 S10	 T10	 T20 - T23	 T22 - T25
				ENGINE				
E 220 T CDI	Diesel	92	06/98-07/99	OM 611.961				
				ENGINE				
Engine	Information			S10	T10	T20 - T23	T22 - T25	
All engines	man 5 speed				7.6165			
All engines	man 6 speed				7.6253			
All engines						7.1088 T20	7.1222 T22	
				ENGINE				
E 230	Petrol	110	06/95-06/97	M 111.970				
				ENGINE				
Engine	Information			S10	T10	T20 - T23	T22 - T25	
All engines					7.6165	7.1088 T20		
				ENGINE				
E 230 T	Petrol	110	06/96-06/97	M 111.970				
				ENGINE				
Engine	Information			S10	T10	T20 - T23	T22 - T25	
All engines					7.6165	7.1088 T20	7.1222 T22	
				ENGINE				
E 240	Petrol	125	06/97-03/02	M 112.911, M 112.914				
				ENGINE				
Engine	Information			S10	T10	T20 - T23	T22 - T25	
Eng. M 112.911	->ch. A962231/X027613				7.6165			
All engines	ch. A962232/X027614 ->				7.6253			
All engines	man.					7.1088 T20		
All engines	aut.					7.1206 T20		
All engines						7.1222 T23		
				ENGINE				
E 240 T	Petrol	125	06/97-03/03	M 112.911, M 112.914				
				ENGINE				
Engine	Information			S10	T10	T20 - T23	T22 - T25	
All engines					7.6253		7.1222 T22	
All engines	man.					7.1088 T20		
All engines	aut.					7.1206 T20		
				ENGINE				
E 250 D	Diesel	83	06/95-07/99	OM 605.912				
				ENGINE				
Engine	Information			S10	T10	T20 - T23	T22 - T25	
All engines					7.6165	7.1088, 7.1222 T20, T23		
				ENGINE				
E 250 T D	Diesel	83	06/96-07/99	OM 605.912				
				ENGINE				
Engine	Information			S10	T10	T20 - T23	T22 - T25	
All engines					7.6165	7.1088 T20	7.1222 T22	
				ENGINE				
E 250 T Turbo-D	Diesel	110	06/97-07/99	OM 605.962				
				ENGINE				
Engine	Information			S10	T10	T20 - T23	T22 - T25	
All engines					7.6165	7.1088 T20	7.1222 T22	
				ENGINE				
E 250 Turbo-D	Diesel	110	06/97-07/99	OM 605.962				
				ENGINE				
Engine	Information			S10	T10	T20 - T23	T22 - T25	
All engines						7.1088, 7.1222 T20, T23		
				ENGINE				
E 270 CDI	Diesel	120	07/99-03/02	OM 612.961				
				ENGINE				
Engine	Information			S10	T10	T20 - T23	T22 - T25	
All engines					7.6253		7.1222 T22	
All engines	man 5 speed, -SA 423					7.1088 T20		
All engines	aut 5 speed, SA 423					7.1206 T20		
				ENGINE				
E 270 CDI	Diesel	125	07/99-03/02	OM 612.961				
				ENGINE				
Engine	Information			S10	T10	T20 - T23	T22 - T25	
All engines					7.6253		7.1222 T22	
All engines	man 5 speed, -SA 423					7.1088 T20		
All engines	aut 5 speed, SA 423					7.1206 T20		
				ENGINE				
E 270 T CDI	Diesel	120	02/00-03/03	OM 612.961				
				ENGINE				
Engine	Information			S10	T10	T20 - T23	T22 - T25	
All engines					7.6253		7.1222 T22	

S10 OIL PRESSURE WARNING LIGHT SWITCH	T10 REVERSING LIGHT SWITCH	T20 BRAKE LIGHT SWITCH
T22 SWITCH CLUTCH CONTROL (CRUISE CONTROL)	T23 SWITCH BRAKE ACTUATION (ENGINE TIMING)	T25 SWITCH CLUTCH CONTROL (ENGINE CONTROL)

Vehicle	alim.	kW	Date	Engine	 S10	 T10	 T20 - T23	 T22 - T25
ENGINE								
E 270 T CDI	Diesel	120	02/00-03/03	OM 612.961				
Engine	Information			S10	T10	T20 - T23	T22 - T25	
All engines	man 5 speed, -SA 423					7.1088 T20		
All engines	aut 5 speed, SA 423					7.1206 T20		
ENGINE								
E 270 T CDI	Diesel	125	07/99-03/03	OM 612.961				
Engine	Information			S10	T10	T20 - T23	T22 - T25	
All engines					7.6253		7.1222 T22	
All engines	man 5 speed, -SA 423					7.1088 T20		
All engines	aut 5 speed, SA 423					7.1206 T20		
ENGINE								
E 280	Petrol	142	01/96-06/97	M 104.945				
Engine	Information			S10	T10	T20 - T23	T22 - T25	
All engines					7.6165	7.1088, 7.1222 T20, T23		
ENGINE								
E 280	Petrol	150	12/96-03/02	M 112.921				
Engine	Information			S10	T10	T20 - T23	T22 - T25	
All engines	->ch. A962231/X027613				7.6165			
All engines	ch. A962232/X027614 ->				7.6253			
All engines	man.					7.1088 T20		
All engines	aut.					7.1206 T20		
All engines						7.1222 T23		
ENGINE								
E 280 4-matic	Petrol	150	12/96-03/02	M 112.921				
Engine	Information			S10	T10	T20 - T23	T22 - T25	
All engines	man 5 speed				7.6165			
All engines	man 6 speed				7.6253			
All engines	->ch. A962231/X027613, SA 809					7.1088 T20		
All engines	ch. A962232/X027614 ->, SA 800					7.1206 T20		
All engines							7.1222 T22	
ENGINE								
E 280 T	Petrol	150	12/96-03/03	M 112.921				
Engine	Information			S10	T10	T20 - T23	T22 - T25	
All engines	man 5 speed				7.6165			
All engines	man 6 speed				7.6253			
All engines	man.					7.1088 T20		
All engines	aut.					7.1206 T20		
All engines							7.1222 T22	
ENGINE								
E 280 T 4-matic	Petrol	150	12/96-03/03	M 112.921				
Engine	Information			S10	T10	T20 - T23	T22 - T25	
All engines	man 5 speed				7.6165			
All engines	man 6 speed				7.6253			
All engines	man.					7.1088 T20		
All engines	aut.					7.1206 T20		
All engines							7.1222 T22	
ENGINE								
E 290 T Turbo-D	Diesel	95	06/96-07/99	OM 602.982				
Engine	Information			S10	T10	T20 - T23	T22 - T25	
All engines					7.6165	7.1088 T20	7.1222 T22	
ENGINE								
E 290 Turbo-D	Diesel	95	03/96-07/99	OM 602.982				
Engine	Information			S10	T10	T20 - T23	T22 - T25	
All engines					7.6165	7.1088, 7.1222 T20, T23		
ENGINE								
E 300 D	Diesel	100	06/95-06/97	OM 606.912				
Engine	Information			S10	T10	T20 - T23	T22 - T25	
All engines					7.6165	7.1088, 7.1222 T20, T23		

S10	OIL PRESSURE WARNING LIGHT SWITCH	T10	REVERSING LIGHT SWITCH	T20	BRAKE LIGHT SWITCH
T22	SWITCH CLUTCH CONTROL (CRUISE CONTROL)	T23	SWITCH BRAKE ACTUATION (ENGINE TIMING)	T25	SWITCH CLUTCH CONTROL (ENGINE CONTROL)

				FUNCTIONS ON THE VEHICLE				
Vehicle	alim.	kW	Date	Engine	 S10	 T10	 T20 - T23	 T22 - T25
E 300 T Turbo-D Diesel 130 12/96-07/99 ENGINE OM 606.962								
Engine Information					S10	T10	T20 - T23	T22 - T25
All engines						7.6165	7.1088 T20	
E 300 Turbo-D Diesel 130 12/96-07/99 ENGINE OM 606.962								
Engine Information					S10	T10	T20 - T23	T22 - T25
All engines							7.1088 T20	
E 320 Petrol 162 06/95-06/97 ENGINE M 104.995								
Engine Information					S10	T10	T20 - T23	T22 - T25
All engines							7.1088 T20	
E 320 Petrol 165 06/97-03/02 ENGINE M 112.941								
Engine Information					S10	T10	T20 - T23	T22 - T25
All engines							7.1088 T20	
All engines					ch. A 962232, X 027614 ->			
								7.1222 T22
E 320 4-matic Petrol 165 06/97-03/02 ENGINE M 112.941								
Engine Information					S10	T10	T20 - T23	T22 - T25
All engines							7.1088 T20	
All engines					->ch. X027613			
All engines							7.1206 T20	
All engines					ch. X027614 ->			
							7.1222 T23	
E 320 CDI Diesel 145 07/99-03/02 ENGINE OM 613.961								
Engine Information					S10	T10	T20 - T23	T22 - T25
All engines							7.1206, 7.1222 T20, T23	
E 320 T Petrol 165 12/96-03/03 ENGINE M 112.941								
Engine Information					S10	T10	T20 - T23	T22 - T25
All engines							7.1088 T20	
All engines					man.			
All engines							7.1206 T20	
All engines					aut.			
All engines					ch. A 962232, X 027614 ->			
								7.1222 T22
E 320 T 4-matic Petrol 165 12/96-03/03 ENGINE M 112.941								
Engine Information					S10	T10	T20 - T23	T22 - T25
All engines							7.1088 T20	
All engines					man.			
All engines							7.1206 T20	
All engines					aut.			
All engines					ch. A 962232, X 027614 ->			
								7.1222 T22
E 320 T CDI Diesel 145 07/99-03/03 ENGINE OM 613.961								
Engine Information					S10	T10	T20 - T23	T22 - T25
All engines							7.1088 T20	
All engines					man.			
All engines							7.1206 T20	
All engines					aut.			
All engines								7.1222 T22
E 36 AMG Petrol 200 04/96-01/98 ENGINE M104995AMG								
Engine Information					S10	T10	T20 - T23	T22 - T25
All engines							7.1088 T20	
E 420 Petrol 205 01/96-06/97 ENGINE M 119.980, M 119.985								
Engine Information					S10	T10	T20 - T23	T22 - T25
All engines						7.6165	7.1088 T20	
E 420 T Petrol 205 06/96-06/97 ENGINE M 119.985								
Engine Information					S10	T10	T20 - T23	T22 - T25
All engines						7.6165	7.1088 T20	
E 430 Petrol 205 06/97-03/02 ENGINE M 113.940								
Engine Information					S10	T10	T20 - T23	T22 - T25
All engines							7.1088 T20	
All engines					->ch. A962231/X027613			

S10 OIL PRESSURE WARNING LIGHT SWITCH	T10 REVERSING LIGHT SWITCH	T20 BRAKE LIGHT SWITCH
T22 SWITCH CLUTCH CONTROL (CRUISE CONTROL)	T23 SWITCH BRAKE ACTUATION (ENGINE TIMING)	T25 SWITCH CLUTCH CONTROL (ENGINE CONTROL)

FUNCTIONS ON THE VEHICLE

Vehicle	alim.	kW	Date	Engine	 S10	 T10	 T20 - T23	 T22 - T25
---------	-------	----	------	--------	---	---	--	---

ENGINE				
E 430	Petrol	205	06/97-03/02	M 113.940

Engine	Information	S10	T10	T20 - T23	T22 - T25
All engines	ch. A962232/X027614 ->			7.1206 T20	
All engines				7.1222 T23	

ENGINE				
E 430 4-matic	Petrol	205	05/99-03/02	M 113.940

Engine	Information	S10	T10	T20 - T23	T22 - T25
All engines				7.1206, 7.1222 T20, T23	

ENGINE				
E 430 T	Petrol	205	06/97-03/03	M 113.940

Engine	Information	S10	T10	T20 - T23	T22 - T25
All engines				7.1206 T20	
All engines	ch. A 962232, X 027614 ->				7.1222 T22

ENGINE				
E 430 T 4-matic	Petrol	205	05/99-03/03	M 113.940

Engine	Information	S10	T10	T20 - T23	T22 - T25
All engines				7.1206 T20	
All engines	ch. A 962232, X 027614 ->				7.1222 T22

ENGINE				
E 50 AMG	Petrol	255	02/96-08/97	M 119.980, M 119.985 (AMG 5.0)

Engine	Information	S10	T10	T20 - T23	T22 - T25
All engines			7.6165	7.1088 T20	

ENGINE				
E 55 AMG	Petrol	260	08/97-03/02	M 113.980

Engine	Information	S10	T10	T20 - T23	T22 - T25
All engines	->ch. A962231/X027613, SA 809			7.1088 T20	
All engines	ch. A962232/X027614 ->, SA 800			7.1206 T20	
All engines				7.1222 T23	

ENGINE				
E 55 TAMG	Petrol	260	08/97-03/03	M 113.980

Engine	Information	S10	T10	T20 - T23	T22 - T25
All engines				7.1206 T20	
All engines	ch. A 962232, X 027614 ->				7.1222 T22

CLASSE E III

ENGINE				
350 CGI	Petrol	215	05/06-07/09	M 272.985

Engine	Information	S10	T10	T20 - T23	T22 - T25
All engines				7.1260 T20	

ENGINE				
E 200 CDI	Diesel	100	04/06-07/09	OM 646.820, OM 646.821

Engine	Information	S10	T10	T20 - T23	T22 - T25
All engines			7.6253	7.1260 T20	7.1222 T25
All engines	01/07/06 ->, ch. A990000/X211968 ->, pole nr. 4, SA U58			7.1252 T20	
Eng. OM 646.821					7.1222 T22

ENGINE				
E 200 CDI	Diesel	75	07/02-12/08	OM 646.951

Engine	Information	S10	T10	T20 - T23	T22 - T25
All engines			7.6253		7.1222 T25





ENGINE				
E 200 CDI	Diesel	90	07/02-12/08	OM 646.951

Engine	Information	S10	T10	T20 - T23	T22 - T25
All engines			7.6253		7.1222 T25

ENGINE				
E 200 Kompressor	Petrol	120	11/02-12/08	M 271.941





Engine	Information	S10	T10	T20 - T23	T22 - T25
All engines			7.6253		

S10 OIL PRESSURE WARNING LIGHT SWITCH	T10 REVERSING LIGHT SWITCH	T20 BRAKE LIGHT SWITCH
T22 SWITCH CLUTCH CONTROL (CRUISE CONTROL)	T23 SWITCH BRAKE ACTUATION (ENGINE TIMING)	T25 SWITCH CLUTCH CONTROL (ENGINE CONTROL)

				FUNCTIONS ON THE VEHICLE				
Vehicle	alim.	kW	Date	Engine	 S10	 T10	 T20 - T23	 T22 - T25
E 200 Kompressor					ENGINE			
Petrol	135	04/06-07/09	M 271.956					
Engine	Information			S10	T10	T20 - T23	T22 - T25	
All engines					7.6253		7.1222	T22, T25
All engines	01/07/06 ->, SA U58					7.1252	T20	
All engines	01/07/06 ->					7.1260	T20	
E 200 NGT					ENGINE			
Petrol/ Natural Gas (CNG)	120	03/04-12/08	271941NGT, M 271.941					
Engine	Information			S10	T10	T20 - T23	T22 - T25	
All engines					7.6253			
All engines	01/07/06 ->, ch. A990000 ->, pole nr. 4, SA U58					7.1252	T20	
Eng. M 271.941								7.1222 T22
Eng. 271941NGT								7.1222 T25
E 200 T Kompressor					ENGINE			
Petrol	120	03/03-07/09	M 271.941					
Engine	Information			S10	T10	T20 - T23	T22 - T25	
All engines					7.6253		7.1222	T22
E 220 CDI					ENGINE			
Diesel	100	03/02-07/09	OM 646.961					
Engine	Information			S10	T10	T20 - T23	T22 - T25	
All engines					7.6253		7.1222	T22, T25
All engines	01/07/06 ->, ch. A990000/X211968 ->, SA U58					7.1252	T20	
E 220 CDI					ENGINE			
Diesel	110	03/02-12/08	OM 646.961					
Engine	Information			S10	T10	T20 - T23	T22 - T25	
All engines					7.6253		7.1222	T25
E 220 CDI					ENGINE			
Diesel	120	03/03-12/08	OM 646.821					
Engine	Information			S10	T10	T20 - T23	T22 - T25	
All engines					7.6253		7.1222	T22
All engines	01/07/06 ->, ch. A990000 ->, ch. X211968 ->, SA U58					7.1252	T20	
E 220 CDI					ENGINE			
Diesel	125	04/06-12/08	OM 646.821					
Engine	Information			S10	T10	T20 - T23	T22 - T25	
All engines					7.6253		7.1222	T25
All engines	01/07/06 ->, ch. A990000/X211968 ->, SA U58					7.1252	T20	
E 220 T CDI					ENGINE			
Diesel	110	03/03-07/09	OM 646.961					
Engine	Information			S10	T10	T20 - T23	T22 - T25	
All engines					7.6253		7.1222	T22
E 220 T CDI					ENGINE			
Diesel	120	03/03-07/09	OM 646.821					
Engine	Information			S10	T10	T20 - T23	T22 - T25	
All engines					7.6253		7.1222	T22
All engines	01/07/06 ->, SA U58					7.1252	T20	
E 220 T CDI					ENGINE			
Diesel	125	04/06-07/09	OM 646.821					
Engine	Information			S10	T10	T20 - T23	T22 - T25	
All engines					7.6253		7.1222	T22
All engines	01/07/06 ->					7.1260	T20	
E 230					ENGINE			
Petrol	150	09/07-12/08	M 272.922					
Engine	Information			S10	T10	T20 - T23	T22 - T25	
All engines					7.6253		7.1222	T22
All engines	SA U58					7.1252	T20	
E 230 T					ENGINE			
Petrol	150	05/07-07/09	M 272.922					
Engine	Information			S10	T10	T20 - T23	T22 - T25	
All engines					7.6253	7.1260	T20	7.1222 T22

S10	OIL PRESSURE WARNING LIGHT SWITCH	T10	REVERSING LIGHT SWITCH	T20	BRAKE LIGHT SWITCH
T22	SWITCH CLUTCH CONTROL (CRUISE CONTROL)	T23	SWITCH BRAKE ACTUATION (ENGINE TIMING)	T25	SWITCH CLUTCH CONTROL (ENGINE CONTROL)

FUNCTIONS ON THE VEHICLE

Vehicle	alim.	kW	Date	Engine	 S10	 T10	 T20 - T23	 T22 - T25
ENGINE								
E 240	Petrol	130	03/02-12/08	M 112.913				
Engine	Information				S10	T10	T20 - T23	T22 - T25
All engines					7.6253			7.1222 T25
ENGINE								
E 240 T	Petrol	130	03/03-07/09	M 112.913				
Engine	Information				S10	T10	T20 - T23	T22 - T25
All engines					7.6253			7.1222 T22
ENGINE								
E 250	Petrol	150	09/07-12/08	M 272.922				
Engine	Information				S10	T10	T20 - T23	T22 - T25
All engines					7.6253	7.1252 T20		7.1222 T22
ENGINE								
E 270 CDI	Diesel	120	03/02-12/08	OM 647.961				
Engine	Information				S10	T10	T20 - T23	T22 - T25
All engines					7.6253			7.1222 T25
ENGINE								
E 270 CDI	Diesel	130	03/02-12/08	OM 647.961				
Engine	Information				S10	T10	T20 - T23	T22 - T25
All engines					7.6253			7.1222 T25
ENGINE								
E 270 T CDI	Diesel	120	03/03-07/09	OM 647.961				
Engine	Information				S10	T10	T20 - T23	T22 - T25
All engines					7.6253			
All engines	FOR MODEL:2007, FOR MODEL:2008, FOR MODEL:2009						7.1252 T20	
All engines	211216							7.1222 T22
ENGINE								
E 270 T CDI	Diesel	130	03/03-07/09	OM 647.961				
Engine	Information				S10	T10	T20 - T23	T22 - T25
All engines					7.6253			
All engines	pole nr. 4						7.1252 T20	
ENGINE								
E 280	Petrol	170	03/05-12/08	M 272.943				
Engine	Information				S10	T10	T20 - T23	T22 - T25
All engines					7.6253			7.1222 T25
All engines	01/07/06 ->, ch. A990000/X211968 ->, SA U58						7.1252 T20	
ENGINE								
E 280 4-matic	Petrol	170	03/05-12/08	M 272.944				
Engine	Information				S10	T10	T20 - T23	T22 - T25
All engines	01/07/06 ->, ch. A990000/X211968 ->, pole nr. 4, SA U58						7.1252 T20	
ENGINE								
E 280 CDI	Diesel	140	03/05-12/08	OM 642.920				
Engine	Information				S10	T10	T20 - T23	T22 - T25
All engines					7.6253			7.1222 T25
All engines	01/07/06 ->, ch. A990000/X211968 ->, SA U58						7.1252 T20	
ENGINE								
E 280 CDI 4-matic	Diesel	140	03/05-12/08	OM 642.921				
Engine	Information				S10	T10	T20 - T23	T22 - T25
All engines	01/07/06 ->, ch. A990000/X211968 ->, SA U58						7.1252 T20	
ENGINE								
E 280 T	Petrol	170	03/05-07/09	M 272.943				
Engine	Information				S10	T10	T20 - T23	T22 - T25
All engines					7.6253			7.1222 T25
All engines	pole nr. 4						7.1252 T20	
ENGINE								
E 280 T 4-matic	Petrol	170	03/05-07/09	M 272.944				
Engine	Information				S10	T10	T20 - T23	T22 - T25
All engines							7.1252 T20	



S10 OIL PRESSURE WARNING LIGHT SWITCH	T10 REVERSING LIGHT SWITCH	T20 BRAKE LIGHT SWITCH
T22 SWITCH CLUTCH CONTROL (CRUISE CONTROL)	T23 SWITCH BRAKE ACTUATION (ENGINE TIMING)	T25 SWITCH CLUTCH CONTROL (ENGINE CONTROL)

Vehicle	alim.	kW	Date	Engine	FUNCTIONS ON THE VEHICLE			
					S10	T10	T20 - T23	T22 - T25
E 280 T CDI					ENGINE			
Diesel	140	03/05-07/09	OM 642.920					
Engine	Information			S10	T10	T20 - T23	T22 - T25	
All engines					7.6253		7.1222 T22	
All engines	01/07/06 ->					7.1260 T20		
E 280 T CDI 4-matic					ENGINE			
Diesel	140	03/05-07/09	OM 642.921					
Engine	Information			S10	T10	T20 - T23	T22 - T25	
All engines	01/07/06 ->					7.1260 T20		
E 300					ENGINE			
Petrol	170	03/05-12/08	M 272.943					
Engine	Information			S10	T10	T20 - T23	T22 - T25	
All engines					7.6253		7.1222 T22	
All engines	pole nr. 4					7.1252 T20		
E 300 BlueTEC					ENGINE			
Diesel	155	09/07-12/08	OM 642.920					
Engine	Information			S10	T10	T20 - T23	T22 - T25	
All engines	SA U58					7.1252 T20		
E 300 T 4-matic					ENGINE			
Petrol	170	03/05-07/09	M 272.944					
Engine	Information			S10	T10	T20 - T23	T22 - T25	
All engines	pole nr. 4					7.1252 T20		
E 320 CDI					ENGINE			
Diesel	165	03/05-12/08	OM 642.920					
Engine	Information			S10	T10	T20 - T23	T22 - T25	
All engines	01/07/06 ->, ch. A990000/X211968 ->, SA U58					7.1252 T20		
E 320 CDI 4-matic					ENGINE			
Diesel	165	03/05-12/08	OM 642.921					
Engine	Information			S10	T10	T20 - T23	T22 - T25	
All engines	01/07/06 ->, ch. A990000/X211968 ->, pole nr. 4, SA U58					7.1252 T20		
E 320 T CDI					ENGINE			
Diesel	150	03/03-07/09	OM 648.961					
Engine	Information			S10	T10	T20 - T23	T22 - T25	
All engines	01/06/06 ->					7.1260 T20		
E 320 T CDI					ENGINE			
Diesel	155	11/07-07/09	OM 642.920					
Engine	Information			S10	T10	T20 - T23	T22 - T25	
All engines						7.1252 T20		
E 320 T CDI					ENGINE			
Diesel	165	03/05-07/09	OM 642.920					
Engine	Information			S10	T10	T20 - T23	T22 - T25	
All engines	01/07/06 ->					7.1260 T20		
E 320 T CDI 4-matic					ENGINE			
Diesel	165	03/05-07/09	OM 642.921					
Engine	Information			S10	T10	T20 - T23	T22 - T25	
All engines	pole nr. 4					7.1252 T20		
All engines	01/07/06 ->					7.1260 T20		
E 350					ENGINE			
Petrol	200	03/05-12/08	M 272.964					
Engine	Information			S10	T10	T20 - T23	T22 - T25	
All engines					7.6253		7.1222 T25	
All engines	01/07/06 ->, ch. A990000/X211968 ->, SA U58					7.1252 T20		
E 350 4-matic					ENGINE			
Petrol	200	03/05-12/08	M 272.972					
Engine	Information			S10	T10	T20 - T23	T22 - T25	
All engines	01/07/06 ->, ch. A990000/X211968 ->, SA U58					7.1252 T20		
E 350 4-matic					ENGINE			
Petrol	205	08/04-08/06	M 272.972					
Engine	Information			S10	T10	T20 - T23	T22 - T25	
All engines	pole nr. 4					7.1252 T20		

S10	OIL PRESSURE WARNING LIGHT SWITCH	T10	REVERSING LIGHT SWITCH	T20	BRAKE LIGHT SWITCH
T22	SWITCH CLUTCH CONTROL (CRUISE CONTROL)	T23	SWITCH BRAKE ACTUATION (ENGINE TIMING)	T25	SWITCH CLUTCH CONTROL (ENGINE CONTROL)





Vehicle	alim.	kW	Date	Engine	FUNCTIONS ON THE VEHICLE			
					S10	T10	T20 - T23	T22 - T25
ENGINE								
E 350 CGI	Petrol	215	09/07-12/08	M 272.985				
Engine	Information			S10	T10	T20 - T23	T22 - T25	
All engines	SA U58					7.1252	T20	
ENGINE								
E 350 T	Petrol	200	03/05-07/09	M 272.964				
Engine	Information			S10	T10	T20 - T23	T22 - T25	
All engines					7.6253		7.1222 T22	
All engines	01/06/06 ->					7.1260	T20	
ENGINE								
E 350 T 4-matic	Petrol	200	03/05-07/09	M 272.972				
Engine	Information			S10	T10	T20 - T23	T22 - T25	
All engines	01/06/06 ->					7.1260	T20	
ENGINE								
E 420 CDI	Diesel	231	01/06-12/08	OM 629.910				
Engine	Information			S10	T10	T20 - T23	T22 - T25	
All engines	01/07/06 ->, ch. A990000 ->, SA U58					7.1252	T20	
ENGINE								
E 500	Petrol	285	04/06-12/08	M 273.960				
Engine	Information			S10	T10	T20 - T23	T22 - T25	
All engines	01/07/06 ->, ch. A990000/X211968 ->, SA U58					7.1252	T20	
ENGINE								
E 500 4-matic	Petrol	285	04/06-12/08	M 273.962				
Engine	Information			S10	T10	T20 - T23	T22 - T25	
All engines	01/07/06 ->, ch. A990000/X211968 ->, SA U58					7.1252	T20	
ENGINE								
E 500 T	Petrol	225	10/03-07/09	M 113.967				
Engine	Information			S10	T10	T20 - T23	T22 - T25	
All engines	01/07/06 ->, ch. A990000 ->, ch. X211968 ->, -SA 806, SA U58					7.1252	T20	
ENGINE								
E 500 T	Petrol	285	04/06-07/09	M 273.960				
Engine	Information			S10	T10	T20 - T23	T22 - T25	
All engines	01/07/06 ->					7.1260	T20	
ENGINE								
E 500 T 4-matic	Petrol	225	10/03-07/09	M 113.969				
Engine	Information			S10	T10	T20 - T23	T22 - T25	
All engines	01/07/06 ->, ch. A990000 ->, ch. X211968 ->, -SA 806, SA U58					7.1252	T20	
ENGINE								
E 500 T 4-matic	Petrol	285	04/06-07/09	M 273.962				
Engine	Information			S10	T10	T20 - T23	T22 - T25	
All engines						7.1260	T20	
ENGINE								
E 550 4-matic	Petrol	285	04/06-12/08	M 273.962				
Engine	Information			S10	T10	T20 - T23	T22 - T25	
All engines	pole nr. 4					7.1252	T20	
ENGINE								
E 550 T 4-matic	Petrol	285	04/06-07/09	M 273.962				
Engine	Information			S10	T10	T20 - T23	T22 - T25	
All engines	pole nr. 4					7.1252	T20	
ENGINE								
E 63 AMG	Petrol	378	03/06-07/09	M 156.983				
Engine	Information			S10	T10	T20 - T23	T22 - T25	
All engines	SA U58					7.1252	T20	
All engines						7.1260	T20	
CLASSE E IV								
ENGINE								
E 180	Petrol	115	12/12->	M 274.910				
Engine	Information			S10	T10	T20 - T23	T22 - T25	
All engines					7.6253	7.1215	T20 7.1222 T22	

S10	OIL PRESSURE WARNING LIGHT SWITCH	T10	REVERSING LIGHT SWITCH	T20	BRAKE LIGHT SWITCH
T22	SWITCH CLUTCH CONTROL (CRUISE CONTROL)	T23	SWITCH BRAKE ACTUATION (ENGINE TIMING)	T25	SWITCH CLUTCH CONTROL (ENGINE CONTROL)

				FUNCTIONS ON THE VEHICLE				
Vehicle	alim.	kW	Date	Engine	 S10	 T10	 T20 - T23	 T22 - T25
E 200					ENGINE			
	Petrol	135	11/12->	M 274.920				
ENGINE					Information			
All engines					S10	T10	T20 - T23	T22 - T25
						7.6253	7.1215 T20	7.1222 T22
E 200 CDI / BlueTEC					ENGINE			
	Diesel	100	01/09->	OM 651.925				
ENGINE					Information			
All engines					S10	T10	T20 - T23	T22 - T25
						7.6253	7.1215 T20	7.1222 T22
E 200 CGI					ENGINE			
	Petrol	135	08/09->	M 271.820, M 271.860				
ENGINE					Information			
All engines					S10	T10	T20 - T23	T22 - T25
						7.6253	7.1215 T20	7.1222 T22
E 200 NGT					ENGINE			
	Petrol/ Natural Gas (CNG)	115	07/13->	274920NGT, M 274.920				
ENGINE					Information			
All engines					S10	T10	T20 - T23	T22 - T25
						7.6253	7.1215 T20	7.1222 T22
E 200 NGT					ENGINE			
	Petrol/ Natural Gas (CNG)	120	03/11->	M 271.958				
ENGINE					Information			
All engines					S10	T10	T20 - T23	T22 - T25
							7.1215 T20	
E 220 BlueTEC					ENGINE			
	Diesel	130	05/14->	OM 651.911, OM 651.924				
ENGINE					Information			
All engines					S10	T10	T20 - T23	T22 - T25
						7.6253	7.1215 T20	7.1222 T22
E 220 BlueTEC 4-matic					ENGINE			
	Diesel	125	12/14->	OM 651.924				
ENGINE					Information			
All engines					S10	T10	T20 - T23	T22 - T25
						7.6253	7.1215 T20	7.1222 T22
E 220 CDI					ENGINE			
	Diesel	120	01/09->	OM 651.911, OM 651.924				
ENGINE					Information			
All engines					S10	T10	T20 - T23	T22 - T25
						7.6253		
All engines							7.1215 T20	
Eng. OM 651.911								7.1222 T22
Eng. OM 651.924								7.1222 T25
E 220 CDI / BlueTEC					ENGINE			
	Diesel	125	01/09->	OM 651.924				
ENGINE					Information			
All engines					S10	T10	T20 - T23	T22 - T25
						7.6253	7.1215 T20	7.1222 T22
E 220 CDI / BlueTEC / d					ENGINE			
	Diesel	125	01/10->	OM 651.911				
ENGINE					Information			
All engines					S10	T10	T20 - T23	T22 - T25
						7.6253	7.1215 T20	7.1222 T22
E 220 CDI / d					ENGINE			
	Diesel	125	01/10->	OM 651.911				
ENGINE					Information			
All engines					S10	T10	T20 - T23	T22 - T25
						7.6253	7.1215 T20	7.1222 T25
E 250					ENGINE			
	Petrol	150	01/10->	M 272.923				
ENGINE					Information			
All engines					S10	T10	T20 - T23	T22 - T25
						7.6253	7.1215 T20	7.1222 T22
E 250					ENGINE			
	Petrol	155	11/12->	M 274.920				
ENGINE					Information			
All engines					S10	T10	T20 - T23	T22 - T25
						7.6253	7.1215 T20	7.1222 T22

S10	OIL PRESSURE WARNING LIGHT SWITCH	T10	REVERSING LIGHT SWITCH	T20	BRAKE LIGHT SWITCH
T22	SWITCH CLUTCH CONTROL (CRUISE CONTROL)	T23	SWITCH BRAKE ACTUATION (ENGINE TIMING)	T25	SWITCH CLUTCH CONTROL (ENGINE CONTROL)

FUNCTIONS ON THE VEHICLE





Vehicle	alim.	kW	Date	Engine	 S10	 T10	 T20 - T23	 T22 - T25
E 250 BlueTEC Diesel 150 01/09-> OM 651.911								
ENGINE								
Engine	Information				S10	T10	T20 - T23	T22 - T25
All engines					7.6253	7.1215	T20	7.1222 T22
E 250 CDI / BlueTEC Diesel 150 01/09-> OM 651.924								
ENGINE								
Engine	Information				S10	T10	T20 - T23	T22 - T25
All engines					7.6253	7.1215	T20	7.1222 T22
E 250 CDI / BlueTEC / d Diesel 150 01/09-> OM 651.911								
ENGINE								
Engine	Information				S10	T10	T20 - T23	T22 - T25
All engines					7.6253	7.1215	T20	7.1222 T22
E 250 CDI / BlueTEC 4-matic Diesel 150 07/10-> OM 651.924								
ENGINE								
Engine	Information				S10	T10	T20 - T23	T22 - T25
All engines						7.1215	T20	
E 250 CGI Petrol 150 01/09-> M 271.860								
ENGINE								
Engine	Information				S10	T10	T20 - T23	T22 - T25
All engines					7.6253	7.1215	T20	7.1222 T22
E 300 Petrol 170 01/09-> M 272.952								
ENGINE								
Engine	Information				S10	T10	T20 - T23	T22 - T25
All engines					7.6253	7.1215	T20	7.1222 T22
E 300 Petrol 185 04/11-> M 276.952, M 276.957								
ENGINE								
Engine	Information				S10	T10	T20 - T23	T22 - T25
All engines						7.1215	T20	
E 300 Petrol 200 01/10-> M 272.980								
ENGINE								
Engine	Information				S10	T10	T20 - T23	T22 - T25
All engines						7.1215	T20	
E 300 4-matic Petrol 185 07/11-> M 276.952								
ENGINE								
Engine	Information				S10	T10	T20 - T23	T22 - T25
All engines						7.1215	T20	
E 300 BlueTEC Diesel 170 03/11-> OM 642.852								
ENGINE								
Engine	Information				S10	T10	T20 - T23	T22 - T25
All engines					7.6253	7.1215	T20	7.1222 T22
E 300 CDI Diesel 150 12/09-12/10 OM 642.850								
ENGINE								
Engine	Information				S10	T10	T20 - T23	T22 - T25
All engines					7.6253	7.1215	T20	7.1222 T22
E 300 CDI Diesel 170 03/11-> OM 642.852								
ENGINE								
Engine	Information				S10	T10	T20 - T23	T22 - T25
All engines					7.6253	7.1215	T20	7.1222 T22
E 300 CDI / BlueTEC Diesel 170 11/09-> OM 642.850, OM 642.852								
ENGINE								
Engine	Information				S10	T10	T20 - T23	T22 - T25
All engines	212227					7.6253		
All engines						7.1215	T20	7.1222 T22
E 300 Hybrid / Blue-TEC Hybrid Diesel/Electro 150 12/11-> OM 651.924								
ENGINE								
Engine	Information				S10	T10	T20 - T23	T22 - T25
All engines						7.1215	T20	

S10 OIL PRESSURE WARNING LIGHT SWITCH	T10 REVERSING LIGHT SWITCH	T20 BRAKE LIGHT SWITCH
T22 SWITCH CLUTCH CONTROL (CRUISE CONTROL)	T23 SWITCH BRAKE ACTUATION (ENGINE TIMING)	T25 SWITCH CLUTCH CONTROL (ENGINE CONTROL)





Vehicle	alim.	kW	Date	Engine	FUNCTIONS ON THE VEHICLE			
					 S10	 T10	 T20 - T23	 T22 - T25
E 320	Petrol	0	01/13->	ENGINE M 276.820				
Engine					S10	T10	T20 - T23	T22 - T25
All engines							7.1215 T20	
E 320	Petrol	200	07/14->	ENGINE M 276.820				
Engine					S10	T10	T20 - T23	T22 - T25
All engines							7.1215 T20	
E 320 4-matic	Petrol	0	01/13->	ENGINE M 276.820				
Engine					S10	T10	T20 - T23	T22 - T25
All engines							7.1215 T20	
E 350	Petrol	200	01/09->	ENGINE M 272.961, M 272.980, M 272.988				
Engine					S10	T10	T20 - T23	T22 - T25
All engines							7.1215 T20	
E 350	Petrol	225	04/11->	ENGINE M 276.952, M 276.957				
Engine					S10	T10	T20 - T23	T22 - T25
All engines							7.1215 T20	
E 350 4-matic	Petrol	200	01/09->	ENGINE M 272.977				
Engine					S10	T10	T20 - T23	T22 - T25
All engines							7.1215 T20	
E 350 4-matic	Petrol	225	09/11->	ENGINE M 276.952, M 276.957				
Engine					S10	T10	T20 - T23	T22 - T25
All engines							7.1215 T20	
E 350 BlueEfficiency	Petrol	0	01/13->	ENGINE M 276.850				
Engine					S10	T10	T20 - T23	T22 - T25
All engines							7.1215 T20	
E 350 BlueTEC	Diesel	155	01/09->	ENGINE OM 642.850				
Engine					S10	T10	T20 - T23	T22 - T25
All engines						7.6253	7.1215 T20	7.1222 T22
E 350 BlueTEC	Diesel	185	11/12->	ENGINE OM 642.838, OM 642.852				
Engine					S10	T10	T20 - T23	T22 - T25
Eng. OM 642.852						7.6253		7.1222 T22
All engines							7.1215 T20	
E 350 BlueTEC	Diesel	190	05/14->	ENGINE OM 642.852				
Engine					S10	T10	T20 - T23	T22 - T25
All engines						7.6253	7.1215 T20	7.1222 T22
E 350 BlueTEC / d	Diesel	190	05/14->	ENGINE OM 642.838				
Engine					S10	T10	T20 - T23	T22 - T25
All engines							7.1215 T20	
E 350 BlueTEC 4-matic	Diesel	185	11/12->	ENGINE OM 642.852, OM 642.858				
Engine					S10	T10	T20 - T23	T22 - T25
All engines							7.1215 T20	
E 350 BlueTEC 4-matic	Diesel	190	05/14->	ENGINE OM 642.852, OM 642.858				
Engine					S10	T10	T20 - T23	T22 - T25
All engines							7.1215 T20	

S10 OIL PRESSURE WARNING LIGHT SWITCH	T10 REVERSING LIGHT SWITCH	T20 BRAKE LIGHT SWITCH
T22 SWITCH CLUTCH CONTROL (CRUISE CONTROL)	T23 SWITCH BRAKE ACTUATION (ENGINE TIMING)	T25 SWITCH CLUTCH CONTROL (ENGINE CONTROL)

FUNCTIONS ON THE VEHICLE





Vehicle	alim.	kW	Date	Engine	 S10	 T10	 T20 - T23	 T22 - T25
E 350 BlueTEC/d Diesel 190 05/14-> ENGINE OM 642.838								
ENGINE								
Engine			Information		S10	T10	T20 - T23	T22 - T25
All engines							7.1215 T20	
E 350 CDI Diesel 170 01/09-> ENGINE OM 642.836, OM 642.850								
ENGINE								
Engine			Information		S10	T10	T20 - T23	T22 - T25
Eng. OM 642.850						7.6253		7.1222 T22
All engines							7.1215 T20	
E 350 CDI Diesel 195 03/11-> ENGINE OM 642.838, OM 642.852								
ENGINE								
Engine			Information		S10	T10	T20 - T23	T22 - T25
Eng. OM 642.852						7.6253		7.1222 T22
All engines							7.1215 T20	
E 350 CDI 4-matic Diesel 170 09/09-> ENGINE OM 642.856								
ENGINE								
Engine			Information		S10	T10	T20 - T23	T22 - T25
All engines							7.1215 T20	
E 350 CDI 4-matic Diesel 195 07/11-> ENGINE OM 642.858								
ENGINE								
Engine			Information		S10	T10	T20 - T23	T22 - T25
All engines							7.1215 T20	
E 350 CGI Petrol 215 01/09-> ENGINE M 272.982, M 272.983, M 272.984								
ENGINE								
Engine			Information		S10	T10	T20 - T23	T22 - T25
All engines							7.1215 T20	
E 400 Petrol 245 01/13-> ENGINE M 276.820, M 276.850								
ENGINE								
Engine			Information		S10	T10	T20 - T23	T22 - T25
All engines							7.1215 T20	
E 400 4-matic Petrol 245 01/13-> ENGINE M 276.820, M 276.850								
ENGINE								
Engine			Information		S10	T10	T20 - T23	T22 - T25
All engines							7.1215 T20	
E 400 4-matic BlueEfficiency Petrol 245 01/13-> ENGINE M 276.820								
ENGINE								
Engine			Information		S10	T10	T20 - T23	T22 - T25
All engines							7.1215 T20	
E 400 Hybrid Petrol/Electro 245 05/15-> ENGINE M 276.952								
ENGINE								
Engine			Information		S10	T10	T20 - T23	T22 - T25
All engines							7.1215 T20	
E 500 Petrol 285 01/09-> ENGINE M 273.966, M 273.971								
ENGINE								
Engine			Information		S10	T10	T20 - T23	T22 - T25
All engines							7.1215 T20	
E 500 Petrol 300 09/11-> ENGINE M 278.922								
ENGINE								
Engine			Information		S10	T10	T20 - T23	T22 - T25
All engines							7.1215 T20	
E 500 4-matic Petrol 285 01/09-> ENGINE M 273.970								
ENGINE								
Engine			Information		S10	T10	T20 - T23	T22 - T25
All engines							7.1215 T20	
E 500 4-matic Petrol 300 09/11-> ENGINE M 278.922								
ENGINE								
Engine			Information		S10	T10	T20 - T23	T22 - T25
All engines							7.1215 T20	

S10 OIL PRESSURE WARNING LIGHT SWITCH	T10 REVERSING LIGHT SWITCH	T20 BRAKE LIGHT SWITCH
T22 SWITCH CLUTCH CONTROL (CRUISE CONTROL)	T23 SWITCH BRAKE ACTUATION (ENGINE TIMING)	T25 SWITCH CLUTCH CONTROL (ENGINE CONTROL)




Vehicle	alim.	kW	Date	Engine	FUNCTIONS ON THE VEHICLE			
					 S10	 T10	 T20 - T23	 T22 - T25
ENGINE								
E 550	Petrol	299	09/11->	M 278.922				
Engine					S10	T10	T20 - T23	T22 - T25
All engines							7.1215 T20	
ENGINE								
E 550 [USA]	Petrol	295	01/09->	M 273.966				
Engine					S10	T10	T20 - T23	T22 - T25
All engines							7.1215 T20	
ENGINE								
E 550 [USA] [CAN] [JPN]	Petrol	295	01/09->	M 273.971				
Engine					S10	T10	T20 - T23	T22 - T25
All engines							7.1215 T20	
ENGINE								
E 550 4-matic [USA] [CAN]	Petrol	295	01/09->	M 273.970				
Engine					S10	T10	T20 - T23	T22 - T25
All engines							7.1215 T20	
ENGINE								
E 550 CGI	Petrol	300	09/11->	M 278.922				
Engine					S10	T10	T20 - T23	T22 - T25
All engines							7.1215 T20	
ENGINE								
E 63 AMG	Petrol	381	12/09->	M 156.985				
Engine					S10	T10	T20 - T23	T22 - T25
All engines							7.1215 T20	
ENGINE								
E 63 AMG	Petrol	386	08/09->	M 156.985, M 157.981				
Engine					S10	T10	T20 - T23	T22 - T25
All engines							7.1215 T20	
ENGINE								
E 63 AMG	Petrol	410	02/11->	M 157.981				
Engine					S10	T10	T20 - T23	T22 - T25
All engines							7.1215 T20	
ENGINE								
E 63 AMG	Petrol	430	02/13->	M 157.981				
Engine					S10	T10	T20 - T23	T22 - T25
All engines							7.1215 T20	
ENGINE								
E 63 AMG 4-matic	Petrol	410	02/11->	M 157.981				
Engine					S10	T10	T20 - T23	T22 - T25
All engines							7.1215 T20	
ENGINE								
E 63 AMG 4-matic	Petrol	430	02/13->	M 157.981				
Engine					S10	T10	T20 - T23	T22 - T25
All engines							7.1215 T20	
CLASSE E V								
ENGINE								
AMG E 43 4-matic	Petrol	295	07/16->	M 276.823				
Engine					S10	T10	T20 - T23	T22 - T25
All engines							7.1215 T20	
ENGINE								
AMG E 53 EQ Boost 4-matic+	Petrol/ Electro	320	04/18->	M 256.930				
Engine					S10	T10	T20 - T23	T22 - T25
All engines							7.1215 T20	
ENGINE								
AMG E 63 4-matic+	Petrol	420	01/17->	M 177.980				
Engine					S10	T10	T20 - T23	T22 - T25
All engines							7.1215 T20	

S10	OIL PRESSURE WARNING LIGHT SWITCH	T10	REVERSING LIGHT SWITCH	T20	BRAKE LIGHT SWITCH
T22	SWITCH CLUTCH CONTROL (CRUISE CONTROL)	T23	SWITCH BRAKE ACTUATION (ENGINE TIMING)	T25	SWITCH CLUTCH CONTROL (ENGINE CONTROL)





FUNCTIONS ON THE VEHICLE

Vehicle	alim.	kW	Date	Engine	 S10	 T10	 T20 - T23	 T22 - T25
ENGINE								
AMG E 63 S 4-matic+	Petrol	450	01/17->	M 177.980				
Engine	Information				S10	T10	T20 - T23	T22 - T25
All engines							7.1215 T20	
ENGINE								
AMG E 53 EQ Boost 4-matic+	Petrol/ Electro	320	05/18->	M 256.930				
Engine	Information				S10	T10	T20 - T23	T22 - T25
All engines							7.1215 T20	
ENGINE								
E 180	Petrol	115	01/17->	M 274.910				
Engine	Information				S10	T10	T20 - T23	T22 - T25
All engines							7.1215 T20	
ENGINE								
E 200	Petrol	135	01/16->	M 274.920				
Engine	Information				S10	T10	T20 - T23	T22 - T25
All engines							7.1215 T20	
ENGINE								
E 200 4-matic	Petrol	135	07/16->	M 274.920				
Engine	Information				S10	T10	T20 - T23	T22 - T25
All engines							7.1215 T20	
ENGINE								
E 200 d	Diesel	110	07/16->	OM 654.920				
Engine	Information				S10	T10	T20 - T23	T22 - T25
All engines							7.1215 T20	
ENGINE								
E 220 d	Diesel	120	01/16->	OM 654.920				
Engine	Information				S10	T10	T20 - T23	T22 - T25
All engines							7.1215 T20	
ENGINE								
E 220 d	Diesel	143	01/16->	OM 654.920				
Engine	Information				S10	T10	T20 - T23	T22 - T25
All engines							7.1215 T20	
ENGINE								
E 220 d 4-matic	Diesel	120	10/16->	OM 654.920				
Engine	Information				S10	T10	T20 - T23	T22 - T25
All engines							7.1215 T20	
ENGINE								
E 220 d 4-matic	Diesel	143	10/16->	OM 654.920				
Engine	Information				S10	T10	T20 - T23	T22 - T25
All engines							7.1215 T20	
ENGINE								
E 250	Petrol	155	07/16->	M 274.920				
Engine	Information				S10	T10	T20 - T23	T22 - T25
All engines							7.1215 T20	
ENGINE								
E 300	Petrol	180	07/16->	M 274.920				
Engine	Information				S10	T10	T20 - T23	T22 - T25
All engines							7.1215 T20	
ENGINE								
E 300 d	Diesel	180	12/17->	OM 654.920				
Engine	Information				S10	T10	T20 - T23	T22 - T25
All engines							7.1215 T20	
ENGINE								
E 350 d	Diesel	190	01/16->	OM 642.855				
Engine	Information				S10	T10	T20 - T23	T22 - T25
All engines							7.1215 T20	
ENGINE								
E 350 d	Diesel	210	08/18->	OM 656.929				
Engine	Information				S10	T10	T20 - T23	T22 - T25
All engines							7.1215 T20	

S10 OIL PRESSURE WARNING LIGHT SWITCH	T10 REVERSING LIGHT SWITCH	T20 BRAKE LIGHT SWITCH
T22 SWITCH CLUTCH CONTROL (CRUISE CONTROL)	T23 SWITCH BRAKE ACTUATION (ENGINE TIMING)	T25 SWITCH CLUTCH CONTROL (ENGINE CONTROL)

Vehicle	alim.	kW	Date	Engine	FUNCTIONS ON THE VEHICLE			
					 S10	 T10	 T20 - T23	 T22 - T25
E 350 d 4-matic								
ENGINE								
Diesel	190	06/17->	OM 642.873		S10	T10	T20 - T23	T22 - T25
Engine	Information				S10	T10	T20 - T23	T22 - T25
All engines							7.1215 T20	
E 350 e								
Petrol/ Electro	155	07/16->	M 274.920		S10	T10	T20 - T23	T22 - T25
Engine	Information				S10	T10	T20 - T23	T22 - T25
All engines							7.1215 T20	
E 350 e								
Petrol/ Electro	210	07/16->	M 274.920		S10	T10	T20 - T23	T22 - T25
Engine	Information				S10	T10	T20 - T23	T22 - T25
All engines							7.1215 T20	
E 350 EQ Boost								
Petrol/ Electro	220	10/17->	M 264.920		S10	T10	T20 - T23	T22 - T25
Engine	Information				S10	T10	T20 - T23	T22 - T25
All engines							7.1215 T20	
E 400 4-matic								
Petrol	245	06/16->	M 276.823, M 276.853		S10	T10	T20 - T23	T22 - T25
Engine	Information				S10	T10	T20 - T23	T22 - T25
All engines							7.1215 T20	
E 400 d 4-matic								
Diesel	250	04/18->	OM 656.929		S10	T10	T20 - T23	T22 - T25
Engine	Information				S10	T10	T20 - T23	T22 - T25
All engines							7.1215 T20	
E 450 4-matic								
Petrol	270	08/18->	M 276.823		S10	T10	T20 - T23	T22 - T25
Engine	Information				S10	T10	T20 - T23	T22 - T25
All engines							7.1215 T20	
CLASSE G (W463)								
AMG G 63								
Petrol	430	03/18->	M 177.980		S10	T10	T20 - T23	T22 - T25
Engine	Information				S10	T10	T20 - T23	T22 - T25
All engines							7.1215 T20	
G 500								
Petrol	310	01/18->	M 176.980		S10	T10	T20 - T23	T22 - T25
Engine	Information				S10	T10	T20 - T23	T22 - T25
All engines							7.1215 T20	
CLASSE G I								
200 GE								
Petrol	80	02/80-08/92	M 102.964		S10	T10	T20 - T23	T22 - T25
Engine	Information				S10	T10	T20 - T23	T22 - T25
All engines					7.0098	7.6077	7.1073 T20	
230 G								
Petrol	66	03/79-07/93	M 115.973		S10	T10	T20 - T23	T22 - T25
Engine	Information				S10	T10	T20 - T23	T22 - T25
All engines					7.0074		7.1073 T20	
230 G								
Petrol	75	02/80-07/87	M 115.973		S10	T10	T20 - T23	T22 - T25
Engine	Information				S10	T10	T20 - T23	T22 - T25
All engines					7.0074		7.1073 T20	
230 GE								
Petrol	90	05/87-08/92	M 102.987		S10	T10	T20 - T23	T22 - T25
Engine	Information				S10	T10	T20 - T23	T22 - T25
All engines					7.0098		7.1073 T20	
230 GE								
Petrol	92	04/82-08/92	M 102.981, M 102.987		S10	T10	T20 - T23	T22 - T25
Engine	Information				S10	T10	T20 - T23	T22 - T25
All engines					7.0098		7.1073 T20	





S10 OIL PRESSURE WARNING LIGHT SWITCH	T10 REVERSING LIGHT SWITCH	T20 BRAKE LIGHT SWITCH
T22 SWITCH CLUTCH CONTROL (CRUISE CONTROL)	T23 SWITCH BRAKE ACTUATION (ENGINE TIMING)	T25 SWITCH CLUTCH CONTROL (ENGINE CONTROL)

Vehicle	alim.	kW	Date	Engine	 S10	 T10	 T20 - T23	 T22 - T25
ENGINE								
240 GD	Diesel	53	03/79-08/87	OM 616.936				
ENGINE								
Engine Information					S10	T10	T20 - T23	T22 - T25
All engines					7.0074		7.1073 T20	
ENGINE								
250 GD	Diesel	62	10/87-12/92	OM 602.930				
ENGINE								
Engine Information					S10	T10	T20 - T23	T22 - T25
All engines					7.0098	7.6077	7.1073 T20	
ENGINE								
250 GD	Diesel	68	12/88-08/92	OM 602.930				
ENGINE								
Engine Information					S10	T10	T20 - T23	T22 - T25
All engines					7.0098	7.6077	7.1073 T20	
ENGINE								
280 GE	Petrol	110	08/84-08/89	M 110.994				
ENGINE								
Engine Information					S10	T10	T20 - T23	T22 - T25
All engines					7.0074		7.1073 T20	
ENGINE								
280 GE	Petrol	115	11/79-08/89	M 110.994				
ENGINE								
Engine Information					S10	T10	T20 - T23	T22 - T25
All engines					7.0074		7.1073 T20	
ENGINE								
300 GD	Diesel	65	12/79-12/91	OM 617.931				
ENGINE								
Engine Information					S10	T10	T20 - T23	T22 - T25
All engines					7.0074		7.1073 T20	
CLASSE G II								
ENGINE								
200 GE	Petrol	80	01/90-07/93	M 102.965				
ENGINE								
Engine Information					S10	T10	T20 - T23	T22 - T25
All engines						7.6077	7.1073 T20	
ENGINE								
200 GE	Petrol	85	01/90-07/93	M 102.965				
ENGINE								
Engine Information					S10	T10	T20 - T23	T22 - T25
All engines						7.6077	7.1073 T20	
ENGINE								
230 G	Petrol	66	04/92->	M 115.974				
ENGINE								
Engine Information					S10	T10	T20 - T23	T22 - T25
All engines					7.0074		7.1073 T20	
ENGINE								
230 G	Petrol	74	04/92->	M 102.958				
ENGINE								
Engine Information					S10	T10	T20 - T23	T22 - T25
All engines					7.0098		7.1073 T20	
ENGINE								
230 GE	Petrol	90	09/89-07/96	M 102.979				
ENGINE								
Engine Information					S10	T10	T20 - T23	T22 - T25
All engines					7.0098		7.1073 T20	
ENGINE								
230 GE	Petrol	92	04/92->	M 102.981, M 102.996, M 102.997				
ENGINE								
Engine Information					S10	T10	T20 - T23	T22 - T25
All engines					7.0098		7.1073 T20	
ENGINE								
230 GE	Petrol	93	06/90-06/93	M 102.989				
ENGINE								
Engine Information					S10	T10	T20 - T23	T22 - T25
All engines						7.6077	7.1073 T20	
ENGINE								
240 GD	Diesel	53	04/92->	OM 616.938				
ENGINE								
Engine Information					S10	T10	T20 - T23	T22 - T25
All engines					7.0074		7.1073 T20	





S10 OIL PRESSURE WARNING LIGHT SWITCH	T10 REVERSING LIGHT SWITCH	T20 BRAKE LIGHT SWITCH
T22 SWITCH CLUTCH CONTROL (CRUISE CONTROL)	T23 SWITCH BRAKE ACTUATION (ENGINE TIMING)	T25 SWITCH CLUTCH CONTROL (ENGINE CONTROL)

				FUNCTIONS ON THE VEHICLE				
Vehicle	alim.	kW	Date	Engine	 S10	 T10	 T20 - T23	 T22 - T25
ENGINE								
250 GD	Diesel	68	02/90-05/93	OM 602.939				
ENGINE								
Engine					S10	T10	T20 - T23	T22 - T25
Information								
All engines					7.0098		7.1073 T20	
ENGINE								
250 GD	Diesel	69	06/90->	OM 602.930, OM 602.931				
ENGINE								
Engine					S10	T10	T20 - T23	T22 - T25
Information								
Eng. OM 602.930					7.0098			
All engines						7.6077	7.1073 T20	
ENGINE								
280 GE	Petrol	110	04/92->	M 110.994				
ENGINE								
Engine					S10	T10	T20 - T23	T22 - T25
Information								
All engines					7.0074		7.1073 T20	
ENGINE								
290 GD	Diesel	70	04/92->	OM 602.946				
ENGINE								
Engine					S10	T10	T20 - T23	T22 - T25
Information								
All engines					7.0098		7.1073 T20	
ENGINE								
290 GD	Diesel	72	04/92->	OM 602.947				
ENGINE								
Engine					S10	T10	T20 - T23	T22 - T25
Information								
All engines					7.0098		7.1073 T20	
ENGINE								
290 GD/G 290 D	Diesel	70	06/93-07/00	OM 602.942				
ENGINE								
Engine					S10	T10	T20 - T23	T22 - T25
Information								
All engines					7.0098		7.1073 T20	
ENGINE								
300 GD / G 300	Diesel	83	09/89-09/97	OM 603.931				
ENGINE								
Engine					S10	T10	T20 - T23	T22 - T25
Information								
All engines						7.6077	7.1073 T20	
ENGINE								
300 GE	Petrol	125	09/89-09/97	M 103.987				
ENGINE								
Engine					S10	T10	T20 - T23	T22 - T25
Information								
All engines						7.6077	7.1073 T20	
ENGINE								
300 GE	Petrol	128	06/90-08/97	M 103.987				
ENGINE								
Engine					S10	T10	T20 - T23	T22 - T25
Information								
All engines						7.6077	7.1073 T20	
ENGINE								
320 GE	Petrol	155	09/94-11/97	M 104.996				
ENGINE								
Engine					S10	T10	T20 - T23	T22 - T25
Information								
All engines					7.0026			
All engines					7.0060		7.1088 T20	
ENGINE								
350 G Turbo-D	Diesel	100	09/91-09/97	OM 603.972				
ENGINE								
Engine					S10	T10	T20 - T23	T22 - T25
Information								
All engines							7.1073 T20	
ENGINE								
350 Turbo GD	Diesel	100	09/91-08/96	OM 603.972				
ENGINE								
Engine					S10	T10	T20 - T23	T22 - T25
Information								
All engines							7.1073 T20	
ENGINE								
500 GE	Petrol	177	09/93-12/94	M 117.965				
ENGINE								
Engine					S10	T10	T20 - T23	T22 - T25
Information								
All engines						7.6077	7.1073 T20	
ENGINE								
G 270 CDI	Diesel	115	10/01->	OM 612.965, OM 612.966				
ENGINE								
Engine					S10	T10	T20 - T23	T22 - T25
Information								
All engines							7.1206 T20	
Eng. OM 612.965							7.1215 T20	

S10 OIL PRESSURE WARNING LIGHT SWITCH	T10 REVERSING LIGHT SWITCH	T20 BRAKE LIGHT SWITCH
T22 SWITCH CLUTCH CONTROL (CRUISE CONTROL)	T23 SWITCH BRAKE ACTUATION (ENGINE TIMING)	T25 SWITCH CLUTCH CONTROL (ENGINE CONTROL)





Vehicle	alim.	kW	Date	Engine	 S10	 T10	 T20 - T23	 T22 - T25
ENGINE								
G 270 CDI	Diesel	120	01/01->	OM 612.963				
Engine	Information				S10	T10	T20 - T23	T22 - T25
All engines							7.1206 T20	
ENGINE								
G 280 CDI	Diesel	135	04/09->	OM 642.975				
Engine	Information				S10	T10	T20 - T23	T22 - T25
All engines							7.1206 T20	
ENGINE								
G 290 TD	Diesel	88	07/97->	OM 602.983				
Engine	Information				S10	T10	T20 - T23	T22 - T25
All engines					7.0098		7.1088 T20	
ENGINE								
G 300 CDI	Diesel	135	01/10->	OM 642.884, OM 642.975				
Engine	Information				S10	T10	T20 - T23	T22 - T25
All engines							7.1206 T20	
ENGINE								
G 300 TD	Diesel	130	08/96-07/00	OM 606.964				
Engine	Information				S10	T10	T20 - T23	T22 - T25
All engines					7.0026, 7.0060		7.1088 T20	
ENGINE								
G 320	Petrol	154	06/97-11/97	M 112.945				
Engine	Information				S10	T10	T20 - T23	T22 - T25
All engines							7.1206 T20	
ENGINE								
G 320	Petrol	155	09/94-12/97	M 104.996				
Engine	Information				S10	T10	T20 - T23	T22 - T25
All engines	eng.type 002813 ->				7.0026			
All engines					7.0060		7.1088 T20	
ENGINE								
G 320	Petrol	158	07/97->	M 112.945				
Engine	Information				S10	T10	T20 - T23	T22 - T25
All engines							7.1088 T20	
ENGINE								
G 320 CDI	Diesel	165	09/06->	OM 642.970				
Engine	Information				S10	T10	T20 - T23	T22 - T25
All engines	-> 31/10/12						7.1206 T20	
All engines	31/10/12 ->						7.1215 T20	
ENGINE								
G 350 BlueTEC	Diesel	165	07/09->	OM 642.970				
Engine	Information				S10	T10	T20 - T23	T22 - T25
All engines	-> 31/10/12						7.1206 T20	
All engines	31/10/12 ->						7.1215 T20	
ENGINE								
G 350 CDI	Diesel	155	07/11->	OM 642.886				
Engine	Information				S10	T10	T20 - T23	T22 - T25
All engines	-> 31/10/12						7.1206 T20	
All engines	31/10/12 ->						7.1215 T20	
ENGINE								
G 36 AMG	Petrol	200	01/95-07/98	M 104.996 (AMG 3.6)				
Engine	Information				S10	T10	T20 - T23	T22 - T25
All engines	eng.type 002813 ->				7.0026			
All engines					7.0060		7.1088 T20	
ENGINE								
G 400 CDI	Diesel	184	12/00->	OM 628.962				
Engine	Information				S10	T10	T20 - T23	T22 - T25
All engines	-> 31/10/12						7.1206 T20	
All engines	31/10/12 ->						7.1215 T20	

S10 OIL PRESSURE WARNING LIGHT SWITCH	T10 REVERSING LIGHT SWITCH	T20 BRAKE LIGHT SWITCH
T22 SWITCH CLUTCH CONTROL (CRUISE CONTROL)	T23 SWITCH BRAKE ACTUATION (ENGINE TIMING)	T25 SWITCH CLUTCH CONTROL (ENGINE CONTROL)

Vehicle	alim.	kW	Date	Engine	FUNCTIONS ON THE VEHICLE				
					 S10	 T10	 T20 - T23	 T22 - T25	
G 500	Petrol	218	04/98->	ENGINE M 113.962					
				Engine	Information	S10	T10	T20 - T23	T22 - T25
				All engines	pole nr. 4			7.1088 T20	
				All engines	-> 31/10/12, pole nr. 6			7.1206 T20	
				All engines	31/10/12->			7.1215 T20	
G 500	Petrol	285	01/07->	ENGINE M 273.963, M 273.969					
				Engine	Information	S10	T10	T20 - T23	T22 - T25
				All engines	-> 31/10/12			7.1206 T20	
				All engines	31/10/12->			7.1215 T20	
G 500 GUARD	Petrol	0	06/10->	ENGINE M 273.963					
				Engine	Information	S10	T10	T20 - T23	T22 - T25
				All engines				7.1215 T20	
G 55 AMG	Petrol	218	04/98->	ENGINE M 113.962					
				Engine	Information	S10	T10	T20 - T23	T22 - T25
				All engines				7.1088 T20	
G 55 AMG	Petrol	260	04/99->	ENGINE M 113.982					
				Engine	Information	S10	T10	T20 - T23	T22 - T25
				All engines	-> 31/10/12			7.1206 T20	
				All engines	31/10/12->			7.1215 T20	
G 55 AMG	Petrol	350	06/04->	ENGINE M 113.993					
				Engine	Information	S10	T10	T20 - T23	T22 - T25
				All engines	-> 31/10/12			7.1206 T20	
				All engines	31/10/12->			7.1215 T20	
G 55 AMG	Petrol	368	08/06->	ENGINE M 113.993					
				Engine	Information	S10	T10	T20 - T23	T22 - T25
				All engines	-> 31/10/12			7.1206 T20	
				All engines	31/10/12->			7.1215 T20	
G 55 AMG	Petrol	373	08/08->	ENGINE M 113.993					
				Engine	Information	S10	T10	T20 - T23	T22 - T25
				All engines	-> 31/10/12			7.1206 T20	
				All engines	31/10/12->			7.1215 T20	
G 550	Petrol	0	06/10->	ENGINE M 273.963, M 273.969					
				Engine	Information	S10	T10	T20 - T23	T22 - T25
				All engines	-> 31/10/12			7.1206 T20	
				All engines	31/10/12->			7.1215 T20	
G 63 AMG	Petrol	400	05/12->	ENGINE M 157.984					
				Engine	Information	S10	T10	T20 - T23	T22 - T25
				All engines	-> 31/10/12			7.1206 T20	
				All engines	31/10/12->			7.1215 T20	
G 63 AMG 6x6	Petrol	400	12/14->	ENGINE M 157.984					
				Engine	Information	S10	T10	T20 - T23	T22 - T25
				All engines				7.1215 T20	
G 65 AMG	Petrol	450	05/12->	ENGINE M 279.982					
				Engine	Information	S10	T10	T20 - T23	T22 - T25
				All engines	-> 31/10/12			7.1206 T20	
				All engines	31/10/12->			7.1215 T20	

S10	OIL PRESSURE WARNING LIGHT SWITCH	T10	REVERSING LIGHT SWITCH	T20	BRAKE LIGHT SWITCH
T22	SWITCH CLUTCH CONTROL (CRUISE CONTROL)	T23	SWITCH BRAKE ACTUATION (ENGINE TIMING)	T25	SWITCH CLUTCH CONTROL (ENGINE CONTROL)

FUNCTIONS ON THE VEHICLE

Vehicle	alim.	kW	Date	Engine	 S10	 T10	 T20 - T23	 T22 - T25
---------	-------	----	------	--------	---	---	--	---





CLASSE GL II

ENGINE								
GL 350 CDI / BlueTEC 4-matic	Diesel	183	07/12-10/15	OM 642.826				
Engine	Information				S10	T10	T20 - T23	T22 - T25
All engines							7.1215 T20	
ENGINE								
GL 350 CDI / BlueTEC 4-matic	Diesel	190	07/12->	OM 642.826				
Engine	Information				S10	T10	T20 - T23	T22 - T25
All engines							7.1215 T20	
ENGINE								
GL 400 4-matic	Petrol	225	08/13->	M 276.955				
Engine	Information				S10	T10	T20 - T23	T22 - T25
All engines							7.1215 T20	
ENGINE								
GL 400 4-matic	Petrol	245	08/13->	M 276.821				
Engine	Information				S10	T10	T20 - T23	T22 - T25
All engines							7.1215 T20	
ENGINE								
GL 450 4-matic	Petrol	0	08/14->	M 276.821				
Engine	Information				S10	T10	T20 - T23	T22 - T25
All engines							7.1215 T20	
ENGINE								
GL 450 4-matic	Petrol	270	09/12->	M 278.928				
Engine	Information				S10	T10	T20 - T23	T22 - T25
All engines							7.1215 T20	
ENGINE								
GL 500 4-matic	Petrol	0	01/14->	M 278.912				
Engine	Information				S10	T10	T20 - T23	T22 - T25
All engines							7.1215 T20	
ENGINE								
GL 500 4-matic	Petrol	300	07/14-10/15	M 278.928				
Engine	Information				S10	T10	T20 - T23	T22 - T25
All engines							7.1215 T20	
ENGINE								
GL 500 4-matic	Petrol	320	07/12->	M 278.928				
Engine	Information				S10	T10	T20 - T23	T22 - T25
All engines							7.1215 T20	
ENGINE								
GL 63 AMG 4-matic	Petrol	410	07/12->	M 157.982				
Engine	Information				S10	T10	T20 - T23	T22 - T25
All engines							7.1215 T20	

CLASSE GLA





ENGINE								
AMG GLA 45 4-matic	Petrol	280	07/15->	M 133.980				
Engine	Information				S10	T10	T20 - T23	T22 - T25
All engines							7.1215 T20	
ENGINE								
GLA 180	Petrol	90	02/15->	M 270.910				
Engine	Information				S10	T10	T20 - T23	T22 - T25
All engines							7.1215 T20	7.1222 T22
ENGINE								
GLA 180 CDI / d	Diesel	80	07/14->	OM 607.951				
Engine	Information				S10	T10	T20 - T23	T22 - T25
All engines							7.1215 T20	7.1222 T22
ENGINE								
GLA 200	Petrol	115	12/13->	M 270.910				
Engine	Information				S10	T10	T20 - T23	T22 - T25
All engines							7.1215 T20	7.1222 T22

S10 OIL PRESSURE WARNING LIGHT SWITCH	T10 REVERSING LIGHT SWITCH	T20 BRAKE LIGHT SWITCH
T22 SWITCH CLUTCH CONTROL (CRUISE CONTROL)	T23 SWITCH BRAKE ACTUATION (ENGINE TIMING)	T25 SWITCH CLUTCH CONTROL (ENGINE CONTROL)





Vehicle	alim.	kW	Date	Engine	FUNCTIONS ON THE VEHICLE			
					 S10	 T10	 T20 - T23	 T22 - T25
ENGINE								
GLA 200 CDI / d	Diesel	100	12/13->	OM 651.930				
Engine					S10	T10	T20 - T23	T22 - T25
All engines							7.1215 T20	7.1222 T22
ENGINE								
GLA 200 CDI 4-matic	Diesel	100	12/13->	OM 651.930				
Engine					S10	T10	T20 - T23	T22 - T25
All engines							7.1215 T20	
ENGINE								
GLA 220 4-matic	Petrol	135	01/17->	M 270.920				
Engine					S10	T10	T20 - T23	T22 - T25
All engines							7.1215 T20	
ENGINE								
GLA 220 CDI	Diesel	125	12/13->	OM 651.930				
Engine					S10	T10	T20 - T23	T22 - T25
All engines							7.1215 T20	
ENGINE								
GLA 220 CDI / d	Diesel	120	12/13->	OM 651.930				
Engine					S10	T10	T20 - T23	T22 - T25
All engines							7.1215 T20	
ENGINE								
GLA 220 CDI / d 4-matic	Diesel	120	12/13->	OM 651.930				
Engine					S10	T10	T20 - T23	T22 - T25
All engines							7.1215 T20	
ENGINE								
GLA 220 CDI 4-matic	Diesel	125	12/13->	OM 651.930				
Engine					S10	T10	T20 - T23	T22 - T25
All engines							7.1215 T20	
ENGINE								
GLA 220 d	Diesel	130	07/15->	OM 651.930				
Engine					S10	T10	T20 - T23	T22 - T25
All engines							7.1215 T20	
ENGINE								
GLA 220 d 4-matic	Diesel	130	07/15->	OM 651.930				
Engine					S10	T10	T20 - T23	T22 - T25
All engines							7.1215 T20	
ENGINE								
GLA 250	Petrol	155	12/13->	M 270.920				
Engine					S10	T10	T20 - T23	T22 - T25
All engines							7.1215 T20	
ENGINE								
GLA 250 4-matic	Petrol	155	12/13->	M 270.920				
Engine					S10	T10	T20 - T23	T22 - T25
All engines							7.1215 T20	
ENGINE								
GLA 45 AMG 4-matic	Petrol	265	05/14->	M 133.980				
Engine					S10	T10	T20 - T23	T22 - T25
All engines							7.1215 T20	
CLASSE GLC								
ENGINE								
220 d 4-matic	Diesel	120	06/15->	OM 651.921				
Engine					S10	T10	T20 - T23	T22 - T25
All engines							7.1215 T20	
ENGINE								
220 d 4-matic	Diesel	125	06/15->	OM 651.921				
Engine					S10	T10	T20 - T23	T22 - T25
All engines							7.1215 T20	

S10	OIL PRESSURE WARNING LIGHT SWITCH	T10	REVERSING LIGHT SWITCH	T20	BRAKE LIGHT SWITCH
T22	SWITCH CLUTCH CONTROL (CRUISE CONTROL)	T23	SWITCH BRAKE ACTUATION (ENGINE TIMING)	T25	SWITCH CLUTCH CONTROL (ENGINE CONTROL)

FUNCTIONS ON THE VEHICLE

Vehicle	alim.	kW	Date	Engine	 S10	 T10	 T20 - T23	 T22 - T25
ENGINE								
250 4-matic	Petrol	155	06/15->	M 274.920				
Engine	Information				S10	T10	T20 - T23	T22 - T25
All engines							7.1215 T20	
ENGINE								
250 d 4-matic	Diesel	150	06/15->	OM 651.921				
Engine	Information				S10	T10	T20 - T23	T22 - T25
All engines							7.1215 T20	
ENGINE								
300 4-matic	Petrol	180	07/15->	M 274.920				
Engine	Information				S10	T10	T20 - T23	T22 - T25
All engines							7.1215 T20	
ENGINE								
350 d 4-matic	Diesel	190	10/16->	OM 642.873				
Engine	Information				S10	T10	T20 - T23	T22 - T25
All engines							7.1215 T20	
ENGINE								
AMG 43 4-matic	Petrol	270	04/16->	M 276.823				
Engine	Information				S10	T10	T20 - T23	T22 - T25
All engines							7.1215 T20	
ENGINE								
AMG 63 4-matic+	Petrol	350	06/17->	M 177.980				
Engine	Information				S10	T10	T20 - T23	T22 - T25
All engines							7.1215 T20	
ENGINE								
AMG 63 S 4-matic+	Petrol	375	06/17->	M 177.980				
Engine	Information				S10	T10	T20 - T23	T22 - T25
All engines							7.1215 T20	
CLASSE GLE								
ENGINE								
250 d	Diesel	150	04/15->	OM 651.960				
Engine	Information				S10	T10	T20 - T23	T22 - T25
All engines							7.1215 T20	
ENGINE								
250 d 4-matic	Diesel	150	04/15->	OM 651.960				
Engine	Information				S10	T10	T20 - T23	T22 - T25
All engines							7.1215 T20	
ENGINE								
320 4-matic	Petrol	200	10/15->	M 276.821				
Engine	Information				S10	T10	T20 - T23	T22 - T25
All engines							7.1215 T20	
ENGINE								
350 d 4-matic	Diesel	190	03/15->	OM 642.824, OM 642.826				
Engine	Information				S10	T10	T20 - T23	T22 - T25
All engines							7.1215 T20	
ENGINE								
400 4-matic	Petrol	245	03/15->	M 276.821, M 276.825				
Engine	Information				S10	T10	T20 - T23	T22 - T25
All engines							7.1215 T20	
ENGINE								
450 AMG 4-matic	Petrol	270	03/15->	M 276.821				
Engine	Information				S10	T10	T20 - T23	T22 - T25
All engines							7.1215 T20	
ENGINE								
500 4-matic	Petrol	335	10/15->	M 278.928				
Engine	Information				S10	T10	T20 - T23	T22 - T25
All engines							7.1215 T20	

S10 OIL PRESSURE WARNING LIGHT SWITCH	T10 REVERSING LIGHT SWITCH	T20 BRAKE LIGHT SWITCH
T22 SWITCH CLUTCH CONTROL (CRUISE CONTROL)	T23 SWITCH BRAKE ACTUATION (ENGINE TIMING)	T25 SWITCH CLUTCH CONTROL (ENGINE CONTROL)

				FUNCTIONS ON THE VEHICLE				
Vehicle	alim.	kW	Date	Engine	 S10	 T10	 T20 - T23	 T22 - T25
				ENGINE				
500 e 4-matic	Petrol/ Electro	245	04/15->	M 276.821				
				ENGINE				
Engine				Information	S10	T10	T20 - T23	T22 - T25
All engines						7.1215	T20	
500 e 4-matic	Petrol/ Electro	325	04/15->	M 276.821				
				ENGINE				
Engine				Information	S10	T10	T20 - T23	T22 - T25
All engines						7.1215	T20	
AMG 43 4-matic	Petrol	270	05/16->	M 276.821				
				ENGINE				
Engine				Information	S10	T10	T20 - T23	T22 - T25
All engines						7.1215	T20	
AMG 43 4-matic	Petrol	287	06/17->	M 276.821				
				ENGINE				
Engine				Information	S10	T10	T20 - T23	T22 - T25
All engines						7.1215	T20	
AMG 63 4-matic	Petrol	386	04/15-05/17	M 157.982				
				ENGINE				
Engine				Information	S10	T10	T20 - T23	T22 - T25
All engines						7.1215	T20	
AMG 63 4-matic	Petrol	410	03/15->	M 157.982				
				ENGINE				
Engine				Information	S10	T10	T20 - T23	T22 - T25
All engines						7.1215	T20	
AMG 63 S 4-matic	Petrol	430	03/15->	M 157.982				
				ENGINE				
Engine				Information	S10	T10	T20 - T23	T22 - T25
All engines						7.1215	T20	
CLASSE GLK								
200	Petrol	135	08/13-06/15	M 274.920				
				ENGINE				
Engine				Information	S10	T10	T20 - T23	T22 - T25
All engines					7.6253	7.1215	T20	7.1222 T22
200 CDI	Diesel	100	12/13-06/15	OM 651.916				
				ENGINE				
Engine				Information	S10	T10	T20 - T23	T22 - T25
All engines					7.6253	7.1215	T20	7.1222 T22
200 CDI	Diesel	105	07/10-06/15	OM 651.913, OM 651.916				
				ENGINE				
Engine				Information	S10	T10	T20 - T23	T22 - T25
All engines				SA 51540723	7.6253			
All engines						7.1215	T20	7.1222 T22
220 CDI	Diesel	120	12/08-06/15	OM 651.916				
				ENGINE				
Engine				Information	S10	T10	T20 - T23	T22 - T25
All engines					7.6253	7.1215	T20	7.1222 T25
220 CDI	Diesel	125	12/08-06/15	OM 651.916				
				ENGINE				
Engine				Information	S10	T10	T20 - T23	T22 - T25
All engines					7.6253	7.1215	T20	7.1222 T25
220 CDI 4-matic	Diesel	120	12/08-06/15	OM 651.912				
				ENGINE				
Engine				Information	S10	T10	T20 - T23	T22 - T25
All engines						7.1215	T20	
220 CDI 4-matic	Diesel	125	12/08-06/15	OM 651.912				
				ENGINE				
Engine				Information	S10	T10	T20 - T23	T22 - T25
All engines						7.1215	T20	

S10	OIL PRESSURE WARNING LIGHT SWITCH	T10	REVERSING LIGHT SWITCH	T20	BRAKE LIGHT SWITCH
T22	SWITCH CLUTCH CONTROL (CRUISE CONTROL)	T23	SWITCH BRAKE ACTUATION (ENGINE TIMING)	T25	SWITCH CLUTCH CONTROL (ENGINE CONTROL)

FUNCTIONS ON THE VEHICLE

Vehicle	alim.	kW	Date	Engine	 S10	 T10	 T20 - T23	 T22 - T25
---------	-------	----	------	--------	---	---	--	---

ENGINE				
250	Petrol	155	08/13-06/15	M 274.920

Engine	Information	S10	T10	T20 - T23	T22 - T25
All engines			7.6253	7.1215 T20	7.1222 T22

ENGINE				
250 4-matic	Petrol	155	08/13-06/15	M 274.920

Engine	Information	S10	T10	T20 - T23	T22 - T25
All engines				7.1215 T20	

ENGINE				
250 CDI 4-matic	Diesel	150	09/09-06/15	OM 651.912

Engine	Information	S10	T10	T20 - T23	T22 - T25
All engines				7.1215 T20	

ENGINE				
280 4-matic	Petrol	170	06/08-06/09	M 272.948

Engine	Information	S10	T10	T20 - T23	T22 - T25
All engines				7.1215 T20	

ENGINE				
300 4-matic	Petrol	170	07/09-04/11	M 272.948

Engine	Information	S10	T10	T20 - T23	T22 - T25
All engines				7.1215 T20	

ENGINE				
300 4-matic	Petrol	185	09/09-06/15	M 276.957

Engine	Information	S10	T10	T20 - T23	T22 - T25
All engines				7.1215 T20	

ENGINE				
320 CDI 4-matic	Diesel	165	06/08-06/15	OM 642.961

Engine	Information	S10	T10	T20 - T23	T22 - T25
All engines				7.1215 T20	

ENGINE				
350	Petrol	200	04/09-06/15	M 272.991

Engine	Information	S10	T10	T20 - T23	T22 - T25
All engines				7.1215 T20	

ENGINE				
350	Petrol	225	04/11->	M 276.957

Engine	Information	S10	T10	T20 - T23	T22 - T25
All engines				7.1215 T20	

ENGINE				
350 4-matic	Petrol	200	06/08-04/11	M 272.971

Engine	Information	S10	T10	T20 - T23	T22 - T25
All engines				7.1215 T20	

ENGINE				
350 4-matic	Petrol	225	06/08-06/15	M 276.957

Engine	Information	S10	T10	T20 - T23	T22 - T25
All engines				7.1215 T20	

ENGINE				
350 CDI 4-matic	Diesel	165	07/09->	OM 642.832, OM 642.961

Engine	Information	S10	T10	T20 - T23	T22 - T25
All engines				7.1215 T20	

ENGINE				
350 CDI 4-matic	Diesel	170	02/10-05/10	OM 642.832

Engine	Information	S10	T10	T20 - T23	T22 - T25
All engines				7.1215 T20	





ENGINE				
350 CDI 4-matic	Diesel	195	07/12-06/15	OM 642.835

Engine	Information	S10	T10	T20 - T23	T22 - T25
All engines				7.1215 T20	

CLASSE GLS				
350 d 4-matic	Diesel	190	11/15->	OM 642.826

Engine	Information	S10	T10	T20 - T23	T22 - T25
All engines				7.1215 T20	

S10 OIL PRESSURE WARNING LIGHT SWITCH	T10 REVERSING LIGHT SWITCH	T20 BRAKE LIGHT SWITCH
T22 SWITCH CLUTCH CONTROL (CRUISE CONTROL)	T23 SWITCH BRAKE ACTUATION (ENGINE TIMING)	T25 SWITCH CLUTCH CONTROL (ENGINE CONTROL)

				FUNCTIONS ON THE VEHICLE				
Vehicle	alim.	kW	Date	Engine	 S10	 T10	 T20 - T23	 T22 - T25
				ENGINE				
400 4-matic	Petrol	245	11/15->	M 276.821				
				ENGINE				
Engine				Information	S10	T10	T20 - T23	T22 - T25
All engines						7.1215	T20	
				ENGINE				
500 4-matic	Petrol	335	11/15->	M 278.928				
				ENGINE				
Engine				Information	S10	T10	T20 - T23	T22 - T25
All engines						7.1215	T20	
				ENGINE				
AMG 63 4-matic	Petrol	430	11/15->	M 157.982				
				ENGINE				
Engine				Information	S10	T10	T20 - T23	T22 - T25
All engines						7.1215	T20	
				ENGINE				
				ENGINE				
ML 230	Petrol	110	02/98-06/05	M 111.977				
				ENGINE				
Engine				Information	S10	T10	T20 - T23	T22 - T25
All engines								7.1222 T22
				ENGINE				
ML 270 CDI	Diesel	120	12/99-06/05	OM 612.963				
				ENGINE				
Engine				Information	S10	T10	T20 - T23	T22 - T25
All engines					7.6253	7.1206	T20	7.1222 T22
				ENGINE				
ML 400 CDI	Diesel	184	09/01-06/05	OM 628.963				
				ENGINE				
Engine				Information	S10	T10	T20 - T23	T22 - T25
All engines						7.1206	T20	
				ENGINE				
ML 430	Petrol	200	02/98-06/05	M 113.942				
				ENGINE				
Engine				Information	S10	T10	T20 - T23	T22 - T25
All engines						7.1206	T20	
				ENGINE				
ML 500	Petrol	215	09/01-06/05	M 113.965				
				ENGINE				
Engine				Information	S10	T10	T20 - T23	T22 - T25
All engines						7.1206	T20	
				ENGINE				
ML 55 AMG	Petrol	255	02/00-06/05	M 113.981				
				ENGINE				
Engine				Information	S10	T10	T20 - T23	T22 - T25
All engines						7.1206	T20	
				ENGINE				
				ENGINE				
ML 250 CDI / BlueTEC 4-matic	Diesel	150	06/11-12/15	OM 651.960				
				ENGINE				
Engine				Information	S10	T10	T20 - T23	T22 - T25
All engines						7.1215	T20	
				ENGINE				
ML 300 4-matic	Petrol	183	08/12-02/15	M 276.955				
				ENGINE				
Engine				Information	S10	T10	T20 - T23	T22 - T25
All engines						7.1215	T20	
				ENGINE				
ML 300 4-matic	Petrol	185	08/12-02/15	M 276.955				
				ENGINE				
Engine				Information	S10	T10	T20 - T23	T22 - T25
All engines						7.1215	T20	
				ENGINE				
ML 320 4-matic	Petrol	0	08/13->	M 276.821				
				ENGINE				
Engine				Information	S10	T10	T20 - T23	T22 - T25
All engines						7.1215	T20	
				ENGINE				
ML 350	Petrol	0	02/12->	M 276.955				
				ENGINE				
Engine				Information	S10	T10	T20 - T23	T22 - T25
All engines						7.1215	T20	

S10 OIL PRESSURE WARNING LIGHT SWITCH	T10 REVERSING LIGHT SWITCH	T20 BRAKE LIGHT SWITCH
T22 SWITCH CLUTCH CONTROL (CRUISE CONTROL)	T23 SWITCH BRAKE ACTUATION (ENGINE TIMING)	T25 SWITCH CLUTCH CONTROL (ENGINE CONTROL)

Vehicle	alim.	kW	Date	Engine	 S10	 T10	 T20 - T23	 T22 - T25
---------	-------	----	------	--------	---	---	--	---

ENGINE				
ML 350 4-matic	Petrol	225	06/11-12/15	M 276.955

Engine	Information	S10	T10	T20 - T23	T22 - T25
All engines				7.1215 T20	

ENGINE				
ML 350 BlueTEC 4-matic	Diesel	190	06/11-02/15	OM 642.826

Engine	Information	S10	T10	T20 - T23	T22 - T25
All engines				7.1215 T20	

ENGINE				
ML 350 CDI BlueEfficiency 4-matic	Diesel	190	02/12->	OM 642.826

Engine	Information	S10	T10	T20 - T23	T22 - T25
All engines				7.1215 T20	

ENGINE				
ML 400 4-matic	Petrol	245	08/13->	M 276.821, M 276.825

Engine	Information	S10	T10	T20 - T23	T22 - T25
All engines				7.1215 T20	

ENGINE				
ML 500 4-matic	Petrol	300	02/12-02/15	M 278.928

Engine	Information	S10	T10	T20 - T23	T22 - T25
All engines				7.1215 T20	





ENGINE				
ML 63 AMG 4-matic	Petrol	386	11/11-02/15	M 157.982

Engine	Information	S10	T10	T20 - T23	T22 - T25
All engines				7.1215 T20	

ENGINE				
ML 63 AMG 4-matic	Petrol	410	11/11-02/15	M 157.982

Engine	Information	S10	T10	T20 - T23	T22 - T25
All engines				7.1215 T20	

S10 OIL PRESSURE WARNING LIGHT SWITCH	T10 REVERSING LIGHT SWITCH	T20 BRAKE LIGHT SWITCH
T22 SWITCH CLUTCH CONTROL (CRUISE CONTROL)	T23 SWITCH BRAKE ACTUATION (ENGINE TIMING)	T25 SWITCH CLUTCH CONTROL (ENGINE CONTROL)





Vehicle	alim.	kW	Date	Engine	FUNCTIONS ON THE VEHICLE			
					 S10	 T10	 T20 - T23	 T22 - T25

CLASSE S II

260 SE	Petrol	118	09/85-06/91	ENGINE M 103.941				
Engine	Information			S10	T10	T20 - T23	T22 - T25	
All engines					7.6077	7.1073 T20		
260 SE	Petrol	122	09/85-06/91	ENGINE M 103.941				
Engine	Information			S10	T10	T20 - T23	T22 - T25	
All engines					7.6077	7.1073 T20		
300 SDL Turbo	Diesel	107	11/85-12/87	ENGINE OM 603.961				
Engine	Information			S10	T10	T20 - T23	T22 - T25	
All engines						7.1073 T20		
300 SE, SEL	Petrol	132	01/86-06/91	ENGINE M 103.981				
Engine	Information			S10	T10	T20 - T23	T22 - T25	
All engines	LHD, NOT FOR:(USA)				7.6077			
All engines						7.1073 T20		
300 SE, SEL	Petrol	138	09/85-12/89	ENGINE M 103.981				
Engine	Information			S10	T10	T20 - T23	T22 - T25	
All engines	LHD, NOT FOR:(USA)				7.6077			
All engines						7.1073 T20		
350 SD Turbo	Diesel	100	03/90-06/91	ENGINE OM 603.970				
Engine	Information			S10	T10	T20 - T23	T22 - T25	
All engines						7.1073 T20		
380 SE, SEL	Petrol	150	10/81-08/85	ENGINE M 116.963				
Engine	Information			S10	T10	T20 - T23	T22 - T25	
All engines					7.6077	7.1073 T20		
380 SE, SEL	Petrol	160	09/80-10/81	ENGINE M 116.961				
Engine	Information			S10	T10	T20 - T23	T22 - T25	
All engines					7.6077	7.1073 T20		
380 SEC	Petrol	150	10/81-07/85	ENGINE M 116.963				
Engine	Information			S10	T10	T20 - T23	T22 - T25	
All engines					7.6077	7.1073 T20		
420 SE, SEL	Petrol	150	10/85-06/91	ENGINE M 116.965				
Engine	Information			S10	T10	T20 - T23	T22 - T25	
All engines						7.1073 T20		
420 SE, SEL	Petrol	160	10/85-12/87	ENGINE M 116.965				
Engine	Information			S10	T10	T20 - T23	T22 - T25	
All engines						7.1073 T20		
420 SE, SEL	Petrol	165	10/85-06/91	ENGINE M 116.965				
Engine	Information			S10	T10	T20 - T23	T22 - T25	
All engines						7.1073 T20		
420 SE, SEL	Petrol	170	10/85-12/87	ENGINE M 116.965				
Engine	Information			S10	T10	T20 - T23	T22 - T25	
All engines						7.1073 T20		
420 SEC	Petrol	150	10/85-06/91	ENGINE M 116.965				
Engine	Information			S10	T10	T20 - T23	T22 - T25	
All engines						7.1073 T20		

S10	OIL PRESSURE WARNING LIGHT SWITCH	T10	REVERSING LIGHT SWITCH	T20	BRAKE LIGHT SWITCH
T22	SWITCH CLUTCH CONTROL (CRUISE CONTROL)	T23	SWITCH BRAKE ACTUATION (ENGINE TIMING)	T25	SWITCH CLUTCH CONTROL (ENGINE CONTROL)





FUNCTIONS ON THE VEHICLE

Vehicle	alim.	kW	Date	Engine	 S10	 T10	 T20 - T23	 T22 - T25
ENGINE								
420 SEC	Petrol	160	10/85-12/87	M 116.965				
ENGINE								
Engine	Information				S10	T10	T20 - T23	T22 - T25
All engines							7.1073 T20	
ENGINE								
420 SEC	Petrol	165	10/85-06/91	M 116.965				
ENGINE								
Engine	Information				S10	T10	T20 - T23	T22 - T25
All engines							7.1073 T20	
ENGINE								
500 SE, SEL	Petrol	164	09/85-06/91	M 117.965				
ENGINE								
Engine	Information				S10	T10	T20 - T23	T22 - T25
All engines							7.1073 T20	
ENGINE								
500 SE, SEL	Petrol	180	09/85-06/91	M 117.965				
ENGINE								
Engine	Information				S10	T10	T20 - T23	T22 - T25
All engines							7.1073 T20	
ENGINE								
500 SE, SEL	Petrol	185	09/87-06/91	M 117.965				
ENGINE								
Engine	Information				S10	T10	T20 - T23	T22 - T25
All engines							7.1073 T20	
ENGINE								
500 SE, SEL	Petrol	195	09/87-06/91	M 117.965				
ENGINE								
Engine	Information				S10	T10	T20 - T23	T22 - T25
All engines							7.1073 T20	
ENGINE								
500 SE, SEL Cat	Petrol	185	06/89-06/91	M 117.965				
ENGINE								
Engine	Information				S10	T10	T20 - T23	T22 - T25
All engines							7.1073 T20	
ENGINE								
500 SEC	Petrol	164	10/85-06/91	M 117.965				
ENGINE								
Engine	Information				S10	T10	T20 - T23	T22 - T25
All engines							7.1073 T20	
ENGINE								
500 SEC	Petrol	180	09/85-06/91	M 117.965				
ENGINE								
Engine	Information				S10	T10	T20 - T23	T22 - T25
All engines							7.1073 T20	
ENGINE								
500 SEC	Petrol	185	08/87-06/91	M 117.965				
ENGINE								
Engine	Information				S10	T10	T20 - T23	T22 - T25
All engines							7.1073 T20	
ENGINE								
500 SEC	Petrol	195	09/85-06/91	M 117.965				
ENGINE								
Engine	Information				S10	T10	T20 - T23	T22 - T25
All engines							7.1073 T20	
ENGINE								
500 SEC Cat	Petrol	185	06/89-06/91	M 117.965				
ENGINE								
Engine	Information				S10	T10	T20 - T23	T22 - T25
All engines							7.1073 T20	
ENGINE								
560 SE, SEL	Petrol	178	10/85-06/91	M 117.968				
ENGINE								
Engine	Information				S10	T10	T20 - T23	T22 - T25
All engines							7.1073 T20	
ENGINE								
560 SE, SEL	Petrol	200	10/85-12/87	M 117.968				
ENGINE								
Engine	Information				S10	T10	T20 - T23	T22 - T25
All engines							7.1073 T20	
ENGINE								
560 SE, SEL	Petrol	205	08/87-06/91	M 117.968				
ENGINE								
Engine	Information				S10	T10	T20 - T23	T22 - T25
All engines							7.1073 T20	

S10 OIL PRESSURE WARNING LIGHT SWITCH	T10 REVERSING LIGHT SWITCH	T20 BRAKE LIGHT SWITCH
T22 SWITCH CLUTCH CONTROL (CRUISE CONTROL)	T23 SWITCH BRAKE ACTUATION (ENGINE TIMING)	T25 SWITCH CLUTCH CONTROL (ENGINE CONTROL)

Vehicle	alim.	kW	Date	Engine	FUNCTIONS ON THE VEHICLE			
					S10	T10	T20 - T23	T22 - T25
560 SE, SEL	Petrol	220	10/85-06/91	ENGINE M 117.968				
Engine	Information			S10	T10	T20 - T23	T22 - T25	
All engines						7.1073 T20		
560 SEC	Petrol	178	10/85-06/91	ENGINE M 117.968				
Engine	Information			S10	T10	T20 - T23	T22 - T25	
All engines						7.1073 T20		
560 SEC	Petrol	200	10/85-12/87	ENGINE M 117.968				
Engine	Information			S10	T10	T20 - T23	T22 - T25	
All engines						7.1073 T20		
560 SEC	Petrol	205	10/85-06/91	ENGINE M 117.968				
Engine	Information			S10	T10	T20 - T23	T22 - T25	
All engines						7.1073 T20		
560 SEC	Petrol	220	10/85-12/89	ENGINE M 117.968				
Engine	Information			S10	T10	T20 - T23	T22 - T25	
All engines						7.1073 T20		
CLASSE S III								
300 SE 2.8	Petrol	145	01/93-10/98	ENGINE M 104.944				
Engine	Information			S10	T10	T20 - T23	T22 - T25	
All engines	->ch. A 164840, LHD				7.6077			
All engines	ch. A 164841 ->, LHD				7.6165			
All engines						7.1088 T20		
300 SE, SEL/S320	Petrol	170	03/91-10/98	ENGINE M 104.990, M 104.994				
Engine	Information			S10	T10	T20 - T23	T22 - T25	
All engines	LHD, NOT FOR:(USA)				7.6077			
All engines						7.1088 T20		
400 SE, SEL/S420	Petrol	210	02/91-10/98	ENGINE M 119.971				
Engine	Information			S10	T10	T20 - T23	T22 - T25	
All engines						7.1088 T20		
400 SE, SEL/S420	Petrol	210	01/93-09/98	ENGINE M 119.981				
Engine	Information			S10	T10	T20 - T23	T22 - T25	
All engines						7.1088 T20		
500 SE, SEL	Petrol	240	02/91-10/98	ENGINE M 119.970				
Engine	Information			S10	T10	T20 - T23	T22 - T25	
All engines						7.1088 T20		
500 SEC / CL 500	Petrol	235	10/92-02/99	ENGINE M 119.970				
Engine	Information			S10	T10	T20 - T23	T22 - T25	
All engines						7.1088 T20		
600 SE, SEL	Petrol	300	04/91-12/92	ENGINE M 120.980, M 120.982				
Engine	Information			S10	T10	T20 - T23	T22 - T25	
All engines						7.1088 T20		
S 280	Petrol	142	02/93-10/98	ENGINE M 104.944				
Engine	Information			S10	T10	T20 - T23	T22 - T25	
All engines	->ch. A 164840, LHD				7.6077			
All engines	ch. A 164841 ->, LHD				7.6165			
All engines						7.1088 T20		





S10	OIL PRESSURE WARNING LIGHT SWITCH	T10	REVERSING LIGHT SWITCH	T20	BRAKE LIGHT SWITCH
T22	SWITCH CLUTCH CONTROL (CRUISE CONTROL)	T23	SWITCH BRAKE ACTUATION (ENGINE TIMING)	T25	SWITCH CLUTCH CONTROL (ENGINE CONTROL)

Vehicle	alim.	kW	Date	Engine	 S10	 T10	 T20 - T23	 T22 - T25
ENGINE								
S 300 Turbo-D	Diesel	130	05/96-10/98	OM 606.961				
Engine	Information				S10	T10	T20 - T23	T22 - T25
All engines							7.1088 T20	
ENGINE								
S 350 Turbo-D	Diesel	110	01/93-10/98	OM 603.971				
Engine	Information				S10	T10	T20 - T23	T22 - T25
All engines							7.1088 T20	
ENGINE								
S 420	Petrol	205	01/93-10/98	M 119.971				
Engine	Information				S10	T10	T20 - T23	T22 - T25
All engines							7.1088 T20	
ENGINE								
S 500	Petrol	235	01/93-10/98	M 119.970, M 119.980				
Engine	Information				S10	T10	T20 - T23	T22 - T25
All engines							7.1088 T20	
ENGINE								
S 600	Petrol	290	01/93-10/98	M 120.980, M 120.982				
Engine	Information				S10	T10	T20 - T23	T22 - T25
All engines							7.1088 T20	
ENGINE								
SEC/CL 420	Petrol	205	10/94-02/99	M 119.971, M 119.981				
Engine	Information				S10	T10	T20 - T23	T22 - T25
All engines							7.1088 T20	
ENGINE								
SEC/CL 600	Petrol	290	09/92-02/99	M 120.980, M 120.982				
Engine	Information				S10	T10	T20 - T23	T22 - T25
All engines							7.1088 T20	
CLASSE S IV								
ENGINE								
CL 500	Petrol	225	03/99-03/06	M 113.960				
Engine	Information				S10	T10	T20 - T23	T22 - T25
All engines							7.1206 T20	
ENGINE								
CL 55 AMG	Petrol	265	10/99-03/06	M 113.986				
Engine	Information				S10	T10	T20 - T23	T22 - T25
All engines							7.1206 T20	
ENGINE								
CL 55 AMG Kompressor	Petrol	368	06/02-03/06	M 113.991				
Engine	Information				S10	T10	T20 - T23	T22 - T25
All engines							7.1206 T20	
ENGINE								
CL 600	Petrol	270	03/99-03/06	M 137.970				
Engine	Information				S10	T10	T20 - T23	T22 - T25
All engines							7.1206 T20	
ENGINE								
CL 600	Petrol	368	09/02-03/06	M 275.950				
Engine	Information				S10	T10	T20 - T23	T22 - T25
All engines							7.1206 T20	
ENGINE								
CL 65 AMG	Petrol	450	09/03-03/06	M 275.980				
Engine	Information				S10	T10	T20 - T23	T22 - T25
All engines							7.1206 T20	
ENGINE								
S 280	Petrol	150	10/98-08/05	M 112.922				
Engine	Information				S10	T10	T20 - T23	T22 - T25
All engines							7.1206 T20	

S10 OIL PRESSURE WARNING LIGHT SWITCH	T10 REVERSING LIGHT SWITCH	T20 BRAKE LIGHT SWITCH
T22 SWITCH CLUTCH CONTROL (CRUISE CONTROL)	T23 SWITCH BRAKE ACTUATION (ENGINE TIMING)	T25 SWITCH CLUTCH CONTROL (ENGINE CONTROL)

				FUNCTIONS ON THE VEHICLE						
Vehicle	alim.	kW	Date	Engine	 S10	 T10	 T20 - T23	 T22 - T25		
ENGINE										
S 320 CDI	Diesel	145	08/99-09/02	OM 613.960						
Engine					S10	T10	T20 - T23	T22 - T25		
All engines							7.1206 T20			
ENGINE										
S 320 CDI	Diesel	150	09/02-08/05	OM 648.960						
Engine					S10	T10	T20 - T23	T22 - T25		
All engines							7.1206 T20			
ENGINE										
S 350	Petrol	180	09/02-08/05	M 112.972						
Engine					S10	T10	T20 - T23	T22 - T25		
All engines							7.1206 T20			
ENGINE										
S 350 4-matic	Petrol	180	06/03-08/05	M 112.975						
Engine					S10	T10	T20 - T23	T22 - T25		
All engines							7.1206 T20			
ENGINE										
S 400 CDI	Diesel	184	06/00-08/05	OM 628.960						
Engine					S10	T10	T20 - T23	T22 - T25		
All engines							7.1206 T20			
ENGINE										
S 400 CDI	Diesel	191	06/03-08/05	OM 628.960						
Engine					S10	T10	T20 - T23	T22 - T25		
All engines							7.1206 T20			
ENGINE										
S 430 4-matic	Petrol	205	09/02-08/05	M 113.948						
Engine					S10	T10	T20 - T23	T22 - T25		
All engines							7.1206 T20			
ENGINE										
S 500	Petrol	220	10/98-12/03	M 113.960						
Engine					S10	T10	T20 - T23	T22 - T25		
All engines							7.1206 T20			
ENGINE										
S 500 4-matic	Petrol	225	09/02-08/05	M 113.966						
Engine					S10	T10	T20 - T23	T22 - T25		
All engines							7.1206 T20			
ENGINE										
S 55 AMG	Petrol	265	04/99-08/05	M 113.986						
Engine					S10	T10	T20 - T23	T22 - T25		
All engines							7.1206 T20			
ENGINE										
S 55 AMG Kompressor	Petrol	368	06/02-08/05	M 113.991						
Engine					S10	T10	T20 - T23	T22 - T25		
All engines							7.1206 T20			
ENGINE										
S 600	Petrol	270	01/00-08/05	M 137.970						
Engine					S10	T10	T20 - T23	T22 - T25		
All engines							7.1206 T20			
ENGINE										
S 600	Petrol	368	09/02-08/05	M 275.950						
Engine					S10	T10	T20 - T23	T22 - T25		
All engines							7.1206 T20			
ENGINE										
S 65 AMG	Petrol	450	03/04-08/05	M 275.980						
Engine					S10	T10	T20 - T23	T22 - T25		
All engines							7.1206 T20			
CLASSE S V										
ENGINE										
CL 500	Petrol	285	06/06-12/13	M 273.961						
Engine					S10	T10	T20 - T23	T22 - T25		
All engines							7.1215 T20			
S10	OIL PRESSURE WARNING LIGHT SWITCH			T10	REVERSING LIGHT SWITCH			T20	BRAKE LIGHT SWITCH	
T22	SWITCH CLUTCH CONTROL (CRUISE CONTROL)			T23	SWITCH BRAKE ACTUATION (ENGINE TIMING)			T25	SWITCH CLUTCH CONTROL (ENGINE CONTROL)	

FUNCTIONS ON THE VEHICLE





Vehicle	alim.	kW	Date	Engine	 S10	 T10	 T20 - T23	 T22 - T25
ENGINE								
CL 500	Petrol	320	02/11-12/13	M 278.920				
ENGINE								
Engine	Information				S10	T10	T20 - T23	T22 - T25
All engines							7.1215 T20	
ENGINE								
CL 500 4-matic	Petrol	285	02/08-12/13	M 273.968				
ENGINE								
Engine	Information				S10	T10	T20 - T23	T22 - T25
All engines							7.1215 T20	
ENGINE								
CL 500 4-matic	Petrol	320	02/11-12/13	M 278.920				
ENGINE								
Engine	Information				S10	T10	T20 - T23	T22 - T25
All engines							7.1215 T20	
ENGINE								
CL 550 [JPN]	Petrol	285	06/06->	M 273.961				
ENGINE								
Engine	Information				S10	T10	T20 - T23	T22 - T25
All engines	ch. A 024307 ->						7.1215 T20	
ENGINE								
CL 550 [USA]	Petrol	285	06/06->	M 273.961				
ENGINE								
Engine	Information				S10	T10	T20 - T23	T22 - T25
All engines	ch. A 024307 ->						7.1215 T20	
ENGINE								
CL 550 4-matic [JPN]	Petrol	285	02/08->	M 273.968				
ENGINE								
Engine	Information				S10	T10	T20 - T23	T22 - T25
All engines	ch. A 024307 ->						7.1215 T20	
ENGINE								
CL 550 4-matic [USA]	Petrol	285	02/08->	M 273.968				
ENGINE								
Engine	Information				S10	T10	T20 - T23	T22 - T25
All engines	ch. A 024307 ->						7.1215 T20	
ENGINE								
CL 600	Petrol	380	05/06-12/13	M 275.953				
ENGINE								
Engine	Information				S10	T10	T20 - T23	T22 - T25
All engines							7.1215 T20	
ENGINE								
CL 63 AMG	Petrol	386	10/06-12/13	M 156.984				
ENGINE								
Engine	Information				S10	T10	T20 - T23	T22 - T25
All engines							7.1215 T20	
ENGINE								
CL 63 AMG	Petrol	400	02/11-12/13	M 157.980				
ENGINE								
Engine	Information				S10	T10	T20 - T23	T22 - T25
All engines							7.1215 T20	
ENGINE								
CL 63 AMG	Petrol	420	01/10-12/13	M 157.980				
ENGINE								
Engine	Information				S10	T10	T20 - T23	T22 - T25
All engines							7.1215 T20	
ENGINE								
CL 65 AMG	Petrol	450	10/06-12/10	M 275.982				
ENGINE								
Engine	Information				S10	T10	T20 - T23	T22 - T25
All engines							7.1215 T20	
ENGINE								
CL 65 AMG	Petrol	463	02/11-12/13	M 275.982				
ENGINE								
Engine	Information				S10	T10	T20 - T23	T22 - T25
All engines							7.1215 T20	
ENGINE								
S 280	Petrol	170	08/06-12/13	M 272.946				
ENGINE								
Engine	Information				S10	T10	T20 - T23	T22 - T25
All engines	ch. A 265576 ->						7.1215 T20	
ENGINE								
S 300	Petrol	170	08/06-12/13	M 272.946				
ENGINE								
Engine	Information				S10	T10	T20 - T23	T22 - T25
All engines							7.1215 T20	

S10 OIL PRESSURE WARNING LIGHT SWITCH	T10 REVERSING LIGHT SWITCH	T20 BRAKE LIGHT SWITCH
T22 SWITCH CLUTCH CONTROL (CRUISE CONTROL)	T23 SWITCH BRAKE ACTUATION (ENGINE TIMING)	T25 SWITCH CLUTCH CONTROL (ENGINE CONTROL)





				FUNCTIONS ON THE VEHICLE				
Vehicle	alim.	kW	Date	Engine	 S10	 T10	 T20 - T23	 T22 - T25
ENGINE								
S 320 CDI	Diesel	155	10/05-12/13	OM 642.930				
Engine					S10	T10	T20 - T23	T22 - T25
All engines							7.1215 T20	
ENGINE								
S 320 CDI	Diesel	173	12/05-06/09	OM 642.930				
Engine					S10	T10	T20 - T23	T22 - T25
All engines							7.1215 T20	
ENGINE								
S 320 CDI 4-matic	Diesel	155	10/05-12/13	OM 642.932				
Engine					S10	T10	T20 - T23	T22 - T25
All engines							7.1215 T20	
ENGINE								
S 320 CDI 4-matic	Diesel	173	10/06-12/13	OM 642.932				
Engine					S10	T10	T20 - T23	T22 - T25
All engines							7.1215 T20	
ENGINE								
S 350	Petrol	200	10/05-12/13	M 272.965				
Engine					S10	T10	T20 - T23	T22 - T25
All engines							7.1215 T20	
ENGINE								
S 350 4-matic	Petrol	200	02/08-12/13	M 272.975				
Engine					S10	T10	T20 - T23	T22 - T25
All engines							7.1215 T20	
ENGINE								
S 350 CDI	Diesel	173	06/09-12/13	OM 642.930				
Engine					S10	T10	T20 - T23	T22 - T25
All engines							7.1215 T20	
ENGINE								
S 350 CDI 4-matic	Diesel	155	01/09-12/10	OM 642.932				
Engine					S10	T10	T20 - T23	T22 - T25
All engines							7.1215 T20	
ENGINE								
S 400 Hybrid	Petrol/ Electro	205	01/09-12/13	M 272.974				
Engine					S10	T10	T20 - T23	T22 - T25
All engines							7.1215 T20	
ENGINE								
S 420 CDI	Diesel	235	10/06-12/09	OM 629.911				
Engine					S10	T10	T20 - T23	T22 - T25
All engines							7.1215 T20	
ENGINE								
S 450	Petrol	250	12/05-12/13	M 273.922				
Engine					S10	T10	T20 - T23	T22 - T25
All engines							7.1215 T20	
ENGINE								
S 450 4-matic	Petrol	250	12/05-12/13	M 273.924				
Engine					S10	T10	T20 - T23	T22 - T25
All engines							7.1215 T20	
ENGINE								
S 450 CDI	Diesel	235	01/09-12/13	OM 629.911				
Engine					S10	T10	T20 - T23	T22 - T25
All engines							7.1215 T20	
ENGINE								
S 500	Petrol	285	10/05-12/13	M 273.961				
Engine					S10	T10	T20 - T23	T22 - T25
All engines							7.1215 T20	
ENGINE								
S 500 4-matic	Petrol	285	10/05-12/13	M 273.968				
Engine					S10	T10	T20 - T23	T22 - T25
All engines							7.1215 T20	

S10	OIL PRESSURE WARNING LIGHT SWITCH	T10	REVERSING LIGHT SWITCH	T20	BRAKE LIGHT SWITCH
T22	SWITCH CLUTCH CONTROL (CRUISE CONTROL)	T23	SWITCH BRAKE ACTUATION (ENGINE TIMING)	T25	SWITCH CLUTCH CONTROL (ENGINE CONTROL)

FUNCTIONS ON THE VEHICLE





Vehicle	alim.	kW	Date	Engine	 S10	 T10	 T20 - T23	 T22 - T25
ENGINE								
S 550 [JPN]	Petrol	285	10/05->	M 273.961				
Engine	Information				S10	T10	T20 - T23	T22 - T25
All engines	ch. A 265576 ->						7.1215 T20	
ENGINE								
S 550 [USA]	Petrol	285	10/05->	M 273.961				
Engine	Information				S10	T10	T20 - T23	T22 - T25
All engines	ch. A 265576 ->						7.1215 T20	
ENGINE								
S 550 4-matic [JPN]	Petrol	285	10/05->	M 273.968				
Engine	Information				S10	T10	T20 - T23	T22 - T25
All engines	ch. A 265576 ->						7.1215 T20	
ENGINE								
S 550 4-matic [USA]	Petrol	285	10/05->	M 273.968				
Engine	Information				S10	T10	T20 - T23	T22 - T25
All engines	ch. A 265576 ->						7.1215 T20	
ENGINE								
S 600	Petrol	380	12/05-12/13	M 275.953				
Engine	Information				S10	T10	T20 - T23	T22 - T25
All engines	ch. A 265576 ->						7.1215 T20	
ENGINE								
S 63 AMG	Petrol	386	10/06-12/13	M 156.984				
Engine	Information				S10	T10	T20 - T23	T22 - T25
All engines							7.1215 T20	
ENGINE								
S 63 AMG	Petrol	420	02/12-12/13	M 157.980				
Engine	Information				S10	T10	T20 - T23	T22 - T25
All engines							7.1215 T20	
ENGINE								
S 65 AMG	Petrol	450	12/05-12/13	M 275.982				
Engine	Information				S10	T10	T20 - T23	T22 - T25
All engines							7.1215 T20	
CLASSE S VI								
ENGINE								
AMG S 63	Petrol	430	02/16->	M 157.985				
Engine	Information				S10	T10	T20 - T23	T22 - T25
All engines							7.1215 T20	
ENGINE								
AMG S 63 4-matic	Petrol	430	12/15->	M 157.985				
Engine	Information				S10	T10	T20 - T23	T22 - T25
All engines							7.1215 T20	
ENGINE								
AMG S 63 4-matic+	Petrol	450	05/17->	M 177.980				
Engine	Information				S10	T10	T20 - T23	T22 - T25
All engines							7.1215 T20	
ENGINE								
AMG S 65	Petrol	463	04/16->	M 279.980				
Engine	Information				S10	T10	T20 - T23	T22 - T25
All engines							7.1215 T20	
ENGINE								
S 320	Petrol	200	05/14->	M 276.824				
Engine	Information				S10	T10	T20 - T23	T22 - T25
All engines							7.1215 T20	
ENGINE								
S 350 BlueTEC / d	Diesel	190	05/13->	OM 642.861				
Engine	Information				S10	T10	T20 - T23	T22 - T25
All engines							7.1215 T20	

S10 OIL PRESSURE WARNING LIGHT SWITCH	T10 REVERSING LIGHT SWITCH	T20 BRAKE LIGHT SWITCH
T22 SWITCH CLUTCH CONTROL (CRUISE CONTROL)	T23 SWITCH BRAKE ACTUATION (ENGINE TIMING)	T25 SWITCH CLUTCH CONTROL (ENGINE CONTROL)

Vehicle	alim.	kW	Date	Engine	FUNCTIONS ON THE VEHICLE			
					 S10	 T10	 T20 - T23	 T22 - T25
ENGINE								
S 350 BlueTEC / d 4-matic	Diesel	190	02/14->	OM 642.867				
Engine	Information				S10	T10	T20 - T23	T22 - T25
All engines							7.1215 T20	
ENGINE								
S 350 BlueTEC 4-matic	Diesel	185	02/14->	OM 642.867				
Engine	Information				S10	T10	T20 - T23	T22 - T25
All engines							7.1215 T20	
ENGINE								
S 350 d	Diesel	210	07/17->	OM 656.929				
Engine	Information				S10	T10	T20 - T23	T22 - T25
All engines							7.1215 T20	
ENGINE								
S 350 d 4-matic	Diesel	210	05/17->	OM 656.929				
Engine	Information				S10	T10	T20 - T23	T22 - T25
All engines							7.1215 T20	
ENGINE								
S 400	Petrol	245	03/14->	M 276.824				
Engine	Information				S10	T10	T20 - T23	T22 - T25
All engines							7.1215 T20	
ENGINE								
S 400 4-matic	Petrol	245	11/14->	M 276.824				
Engine	Information				S10	T10	T20 - T23	T22 - T25
All engines							7.1215 T20	
ENGINE								
S 400 4-matic	Petrol	270	10/15->	M 276.824				
Engine	Information				S10	T10	T20 - T23	T22 - T25
All engines							7.1215 T20	
ENGINE								
S 400 d	Diesel	250	07/17->	OM 656.929				
Engine	Information				S10	T10	T20 - T23	T22 - T25
All engines							7.1215 T20	
ENGINE								
S 400 d 4-matic	Diesel	250	05/17->	OM 656.929				
Engine	Information				S10	T10	T20 - T23	T22 - T25
All engines							7.1215 T20	
ENGINE								
S 450	Petrol	270	02/17->	M 276.824				
Engine	Information				S10	T10	T20 - T23	T22 - T25
All engines							7.1215 T20	
ENGINE								
S 450 4-matic	Petrol	270	02/17->	M 276.824				
Engine	Information				S10	T10	T20 - T23	T22 - T25
All engines							7.1215 T20	
ENGINE								
S 450 EQ Boost	Petrol/ Electro	270	07/17->	M 256.930				
Engine	Information				S10	T10	T20 - T23	T22 - T25
All engines							7.1215 T20	
ENGINE								
S 450 EQ Boost 4-matic	Petrol/ Electro	270	07/17->	M 256.930				
Engine	Information				S10	T10	T20 - T23	T22 - T25
All engines							7.1215 T20	
ENGINE								
S 500	Petrol	335	05/13->	M 278.929				
Engine	Information				S10	T10	T20 - T23	T22 - T25
All engines							7.1215 T20	

S10	OIL PRESSURE WARNING LIGHT SWITCH	T10	REVERSING LIGHT SWITCH	T20	BRAKE LIGHT SWITCH
T22	SWITCH CLUTCH CONTROL (CRUISE CONTROL)	T23	SWITCH BRAKE ACTUATION (ENGINE TIMING)	T25	SWITCH CLUTCH CONTROL (ENGINE CONTROL)

FUNCTIONS ON THE VEHICLE

Vehicle	alim.	kW	Date	Engine	 S10	 T10	 T20 - T23	 T22 - T25
---------	-------	----	------	--------	---	---	--	---

ENGINE							
S 500 4-matic	Petrol	335	05/13->	M 278.929			
Engine	Information			S10	T10	T20 - T23	T22 - T25
All engines						7.1215	T20

ENGINE							
S 500 EQ Boost	Petrol/ Electro	320	07/17->	M 256.930			
Engine	Information			S10	T10	T20 - T23	T22 - T25
All engines						7.1215	T20

ENGINE							
S 500 Maybach	Petrol	335	12/14->	M 278.929			
Engine	Information			S10	T10	T20 - T23	T22 - T25
All engines						7.1215	T20

ENGINE							
S 500 Maybach 4-matic	Petrol	335	04/15->	M 278.929			
Engine	Information			S10	T10	T20 - T23	T22 - T25
All engines						7.1215	T20

ENGINE							
S 560	Petrol	345	07/17->	M 176.980			
Engine	Information			S10	T10	T20 - T23	T22 - T25
All engines						7.1215	T20

ENGINE							
S 560 4-matic	Petrol	345	05/17->	M 176.980			
Engine	Information			S10	T10	T20 - T23	T22 - T25
All engines						7.1215	T20

ENGINE							
S 560 Maybach	Petrol	345	07/17->	M 176.980			
Engine	Information			S10	T10	T20 - T23	T22 - T25
All engines						7.1215	T20

ENGINE							
S 560 Maybach 4-matic	Petrol	345	07/17->	M 176.980			
Engine	Information			S10	T10	T20 - T23	T22 - T25
All engines						7.1215	T20

ENGINE							
S 600	Petrol	390	02/14->	M 277.980			
Engine	Information			S10	T10	T20 - T23	T22 - T25
All engines						7.1215	T20

ENGINE							
S 600 Maybach	Petrol	390	12/14->	M 277.980			
Engine	Information			S10	T10	T20 - T23	T22 - T25
All engines						7.1215	T20

ENGINE							
S 63 AMG	Petrol	430	05/13->	M 157.985			
Engine	Information			S10	T10	T20 - T23	T22 - T25
All engines						7.1215	T20

ENGINE							
S 63 AMG 4-matic	Petrol	430	05/13->	M 157.985			
Engine	Information			S10	T10	T20 - T23	T22 - T25
All engines						7.1215	T20

ENGINE							
S 65 AMG	Petrol	463	02/14->	M 279.980			
Engine	Information			S10	T10	T20 - T23	T22 - T25
All engines						7.1215	T20

ENGINE							
S 650 Maybach	Petrol	463	07/17->	M 279.980			
Engine	Information			S10	T10	T20 - T23	T22 - T25
All engines						7.1215	T20

S10 OIL PRESSURE WARNING LIGHT SWITCH	T10 REVERSING LIGHT SWITCH	T20 BRAKE LIGHT SWITCH
T22 SWITCH CLUTCH CONTROL (CRUISE CONTROL)	T23 SWITCH BRAKE ACTUATION (ENGINE TIMING)	T25 SWITCH CLUTCH CONTROL (ENGINE CONTROL)

Vehicle	alim.	kW	Date	Engine	FUNCTIONS ON THE VEHICLE			
					S10	T10	T20 - T23	T22 - T25

CLASSE SL III

				ENGINE
300 SL	Petrol	132	09/85-08/89	M 103.982

Engine	Information	S10	T10	T20 - T23	T22 - T25
All engines	LHD		7.6077		
All engines				7.1073 T20	

				ENGINE
300 SL	Petrol	138	09/85-08/89	M 103.982

Engine	Information	S10	T10	T20 - T23	T22 - T25
All engines	LHD		7.6077		
All engines				7.1073 T20	

				ENGINE
380 SL	Petrol	150	09/80-08/85	M 116.962

Engine	Information	S10	T10	T20 - T23	T22 - T25
All engines			7.6077	7.1073 T20	

				ENGINE
380 SL	Petrol	160	09/80-08/81	M 116.960

Engine	Information	S10	T10	T20 - T23	T22 - T25
All engines			7.6077	7.1073 T20	

				ENGINE
420 SL	Petrol	150	01/86-08/89	M 116.964

Engine	Information	S10	T10	T20 - T23	T22 - T25
All engines				7.1073 T20	

				ENGINE
420 SL	Petrol	160	01/86-08/89	M 116.964

Engine	Information	S10	T10	T20 - T23	T22 - T25
All engines				7.1073 T20	

				ENGINE
500 SL	Petrol	164	01/86-08/89	M 117.964

Engine	Information	S10	T10	T20 - T23	T22 - T25
All engines				7.1073 T20	

				ENGINE
500 SL	Petrol	180	01/86-08/89	M 117.964

Engine	Information	S10	T10	T20 - T23	T22 - T25
All engines				7.1073 T20	

				ENGINE
560 SL	Petrol	169	09/85-12/89	M 117.967

Engine	Information	S10	T10	T20 - T23	T22 - T25
All engines				7.1073 T20	

CLASSE SL IV

				ENGINE
280	Petrol	142	08/93-10/01	M 104.943

Engine	Information	S10	T10	T20 - T23	T22 - T25
All engines	LHD		7.6165		
All engines				7.1088 T20	

				ENGINE
280	Petrol	150	05/98-10/01	M 112.923

Engine	Information	S10	T10	T20 - T23	T22 - T25
All engines	LHD		7.6165		
All engines				7.1088 T20	

				ENGINE
300 SL	Petrol	140	03/89-08/93	M 103.984





Engine	Information	S10	T10	T20 - T23	T22 - T25
All engines	LHD		7.6077		
All engines				7.1088 T20	

				ENGINE
300 SL-24	Petrol	170	03/89-07/93	M 104.981





Engine	Information	S10	T10	T20 - T23	T22 - T25
All engines	LHD		7.6077		
All engines				7.1088 T20	

S10	OIL PRESSURE WARNING LIGHT SWITCH	T10	REVERSING LIGHT SWITCH	T20	BRAKE LIGHT SWITCH
T22	SWITCH CLUTCH CONTROL (CRUISE CONTROL)	T23	SWITCH BRAKE ACTUATION (ENGINE TIMING)	T25	SWITCH CLUTCH CONTROL (ENGINE CONTROL)

FUNCTIONS ON THE VEHICLE

Vehicle	alim.	kW	Date	Engine	 S10	 T10	 T20 - T23	 T22 - T25
CLASSE SL V								
320	Petrol	165	05/98-10/01	ENGINE M 112.943				
Engine Information					S10	T10	T20 - T23	T22 - T25
All engines							7.1088 T20	
320	Petrol	170	09/93-10/01	ENGINE M 104.991				
Engine Information					S10	T10	T20 - T23	T22 - T25
All engines							7.1088 T20	
500	Petrol	225	05/98-10/01	ENGINE M 113.961				
Engine Information					S10	T10	T20 - T23	T22 - T25
All engines							7.1088 T20	
500	Petrol	235	09/92-10/01	ENGINE M 119.972, M 119.982				
Engine Information					S10	T10	T20 - T23	T22 - T25
All engines							7.1088 T20	
500 SL	Petrol	240	09/89-08/92	ENGINE M 119.960				
Engine Information					S10	T10	T20 - T23	T22 - T25
All engines							7.1088 T20	
600	Petrol	290	07/92-10/01	ENGINE M 120.981, M 120.983				
Engine Information					S10	T10	T20 - T23	T22 - T25
All engines							7.1088 T20	
600 SL	Petrol	300	02/92-08/94	ENGINE M 120.981, M 120.983				
Engine Information					S10	T10	T20 - T23	T22 - T25
All engines							7.1088 T20	
CLASSE SL V								
280	Petrol	170	03/08-01/12	ENGINE M 272.949				
Engine Information					S10	T10	T20 - T23	T22 - T25
All engines							7.1206 T20	
300	Petrol	170	04/09-01/12	ENGINE M 272.949				
Engine Information					S10	T10	T20 - T23	T22 - T25
All engines							7.1206 T20	
350	Petrol	180	03/03-01/12	ENGINE M 112.973				
Engine Information					S10	T10	T20 - T23	T22 - T25
All engines						7.6253	7.1206 T20	
350	Petrol	200	03/06-01/12	ENGINE M 272.966				
Engine Information					S10	T10	T20 - T23	T22 - T25
All engines							7.1206 T20	
350	Petrol	232	04/08-01/12	ENGINE M 272.968				
Engine Information					S10	T10	T20 - T23	T22 - T25
All engines							7.1206 T20	
500	Petrol	225	10/01-01/12	ENGINE M 113.963				
Engine Information					S10	T10	T20 - T23	T22 - T25
All engines							7.1206 T20	
500	Petrol	285	03/06-01/12	ENGINE M 273.965				
Engine Information					S10	T10	T20 - T23	T22 - T25
All engines							7.1206 T20	
55 AMG	Petrol	350	10/01-06/02	ENGINE M 113.992				
Engine Information					S10	T10	T20 - T23	T22 - T25
All engines							7.1206 T20	

S10 OIL PRESSURE WARNING LIGHT SWITCH	T10 REVERSING LIGHT SWITCH	T20 BRAKE LIGHT SWITCH
T22 SWITCH CLUTCH CONTROL (CRUISE CONTROL)	T23 SWITCH BRAKE ACTUATION (ENGINE TIMING)	T25 SWITCH CLUTCH CONTROL (ENGINE CONTROL)

				FUNCTIONS ON THE VEHICLE					
Vehicle	alim.	kW	Date	Engine	 S10	 T10	 T20 - T23	 T22 - T25	
				ENGINE					
55 AMG	Petrol	380	03/06-01/12	M 113.995					
				ENGINE					
Engine				Information					
All engines				S10	T10	T20 - T23	T22 - T25		
						7.1206	T20		
55 AMG Kompressor	Petrol	368	06/02-01/12	M 113.992					
				ENGINE					
Engine				Information					
All engines				S10	T10	T20 - T23	T22 - T25		
						7.1206	T20		
550	Petrol	285	03/06-01/12	M 273.965					
				ENGINE					
Engine				Information					
All engines				S10	T10	T20 - T23	T22 - T25		
						7.1206	T20		
600	Petrol	368	04/03-01/12	M 275.951					
				ENGINE					
Engine				Information					
All engines				S10	T10	T20 - T23	T22 - T25		
						7.1206	T20		
600	Petrol	380	03/06-01/12	M 275.954					
				ENGINE					
Engine				Information					
All engines				S10	T10	T20 - T23	T22 - T25		
						7.1206	T20		
63 AMG	Petrol	386	03/08-01/12	M 156.981					
				ENGINE					
Engine				Information					
All engines				S10	T10	T20 - T23	T22 - T25		
						7.1206	T20		
65 AMG	Petrol	450	03/04-01/12	M 275.981					
				ENGINE					
Engine				Information					
All engines				S10	T10	T20 - T23	T22 - T25		
						7.1206	T20		
CLASSE SL VI									
				ENGINE					
350	Petrol	225	02/12->	M 276.954					
				ENGINE					
Engine				Information					
All engines				S10	T10	T20 - T23	T22 - T25		
						7.1215	T20		
400	Petrol	245	04/14->	M 276.825					
				ENGINE					
Engine				Information					
All engines				S10	T10	T20 - T23	T22 - T25		
						7.1215	T20		
400	Petrol	270	01/16->	M 276.825					
				ENGINE					
Engine				Information					
All engines				S10	T10	T20 - T23	T22 - T25		
						7.1215	T20		
500	Petrol	335	04/15->	M 278.927					
				ENGINE					
Engine				Information					
All engines				S10	T10	T20 - T23	T22 - T25		
						7.1215	T20		
63 AMG	Petrol	415	01/12->	M 157.983					
				ENGINE					
Engine				Information					
All engines				S10	T10	T20 - T23	T22 - T25		
						7.1215	T20		
63 AMG	Petrol	420	07/18->	M 157.983					
				ENGINE					
Engine				Information					
All engines				S10	T10	T20 - T23	T22 - T25		
						7.1215	T20		
63 AMG	Petrol	430	04/14->	M 157.983					
				ENGINE					
Engine				Information					
All engines				S10	T10	T20 - T23	T22 - T25		
						7.1215	T20		
65 AMG	Petrol	463	05/12->	M 279.981					
				ENGINE					
Engine				Information					
All engines				S10	T10	T20 - T23	T22 - T25		
						7.1215	T20		
S10	OIL PRESSURE WARNING LIGHT SWITCH			T10	REVERSING LIGHT SWITCH			T20	BRAKE LIGHT SWITCH
T22	SWITCH CLUTCH CONTROL (CRUISE CONTROL)			T23	SWITCH BRAKE ACTUATION (ENGINE TIMING)			T25	SWITCH CLUTCH CONTROL (ENGINE CONTROL)

Vehicle	alim.	kW	Date	Engine	 S10	 T10	 T20 - T23	 T22 - T25
---------	-------	----	------	--------	---	---	--	---

CLASSE SLC

180	Petrol	115	01/16->	ENGINE M 274.910
------------	--------	------------	---------	----------------------------

Engine	Information	S10	T10	T20 - T23	T22 - T25
All engines				7.1215 T20	7.1222 T22

200	Petrol	135	01/16->	ENGINE M 274.920
------------	--------	------------	---------	----------------------------

Engine	Information	S10	T10	T20 - T23	T22 - T25
All engines			7.6253	7.1215 T20	7.1222 T22

250 d	Diesel	150	01/16-10/17	ENGINE OM 651.980
--------------	--------	------------	-------------	-----------------------------

Engine	Information	S10	T10	T20 - T23	T22 - T25
All engines				7.1215 T20	

300	Petrol	180	01/16->	ENGINE M 274.920
------------	--------	------------	---------	----------------------------

Engine	Information	S10	T10	T20 - T23	T22 - T25
All engines				7.1215 T20	

AMG SLC 43	Petrol	270	01/16->	ENGINE M 276.822
-------------------	--------	------------	---------	----------------------------

Engine	Information	S10	T10	T20 - T23	T22 - T25
All engines				7.1215 T20	

AMG SLC 43	Petrol	287	06/18->	ENGINE M 276.822
-------------------	--------	------------	---------	----------------------------

Engine	Information	S10	T10	T20 - T23	T22 - T25
All engines				7.1215 T20	

CLASSE SLK I

200	Petrol	100	09/96-03/00	ENGINE M 111.946
------------	--------	------------	-------------	----------------------------

Engine	Information	S10	T10	T20 - T23	T22 - T25
All engines			7.6165	7.1088 T20	7.1222 T22

200 Kompressor	Petrol	120	03/00-04/04	ENGINE M 111.958
-----------------------	--------	------------	-------------	----------------------------

Engine	Information	S10	T10	T20 - T23	T22 - T25
All engines			7.6253	7.1206 T20	
All engines	LHD				7.1222 T22

200 Kompressor	Petrol	141	10/96-03/00	ENGINE M 111.943
-----------------------	--------	------------	-------------	----------------------------

Engine	Information	S10	T10	T20 - T23	T22 - T25
All engines			7.6165	7.1088 T20	7.1222 T22

230 Kompressor	Petrol	142	09/96-03/00	ENGINE M 111.973
-----------------------	--------	------------	-------------	----------------------------

Engine	Information	S10	T10	T20 - T23	T22 - T25
All engines			7.6165	7.1088 T20	7.1222 T22

230 Kompressor	Petrol	145	03/00-04/04	ENGINE M 111.983
-----------------------	--------	------------	-------------	----------------------------

Engine	Information	S10	T10	T20 - T23	T22 - T25
All engines			7.6253		
All engines	man.			7.1088 T20	
All engines	aut.			7.1206 T20	
All engines	LHD				7.1222 T22





32 AMG Kompressor	Petrol	260	03/01-04/04	ENGINE M 112.960
--------------------------	--------	------------	-------------	----------------------------

Engine	Information	S10	T10	T20 - T23	T22 - T25
All engines				7.1206 T20	

320	Petrol	160	03/00-04/04	ENGINE M 112.947
------------	--------	------------	-------------	----------------------------

Engine	Information	S10	T10	T20 - T23	T22 - T25
All engines			7.6253		
All engines	man.			7.1088 T20	
All engines	aut.			7.1206 T20	
All engines	LHD				7.1222 T22

S10 OIL PRESSURE WARNING LIGHT SWITCH	T10 REVERSING LIGHT SWITCH	T20 BRAKE LIGHT SWITCH
T22 SWITCH CLUTCH CONTROL (CRUISE CONTROL)	T23 SWITCH BRAKE ACTUATION (ENGINE TIMING)	T25 SWITCH CLUTCH CONTROL (ENGINE CONTROL)

Vehicle	alim.	kW	Date	Engine	FUNCTIONS ON THE VEHICLE			
					 S10	 T10	 T20 - T23	 T22 - T25

CLASSE SLK II

				ENGINE
200 Kompressor	Petrol	120	03/04-02/11	M 271.944

Engine	Information	S10	T10	T20 - T23	T22 - T25
All engines			7.6253		7.1222 T25

				ENGINE
200 Kompressor	Petrol	135	01/08-02/11	M 271.954

Engine	Information	S10	T10	T20 - T23	T22 - T25
All engines			7.6253		7.1222 T22

				ENGINE
280	Petrol	170	01/05-02/11	M 272.942

Engine	Information	S10	T10	T20 - T23	T22 - T25
All engines			7.6253		7.1222 T25

				ENGINE
300	Petrol	170	04/09-02/11	M 272.942

Engine	Information	S10	T10	T20 - T23	T22 - T25
All engines			7.6253		7.1222 T25

				ENGINE
350	Petrol	200	06/04-02/11	M 272.963

Engine	Information	S10	T10	T20 - T23	T22 - T25
All engines			7.6253		7.1222 T25

				ENGINE
350	Petrol	224	01/08-02/11	M 272.969

Engine	Information	S10	T10	T20 - T23	T22 - T25
All engines			7.6253		7.1222 T22

				ENGINE
55 AMG	Petrol	265	06/04-02/11	M 113.989

Engine	Information	S10	T10	T20 - T23	T22 - T25
All engines					7.1222 T22

				ENGINE
55 AMG	Petrol	294	06/06-02/11	M 113.989

Engine	Information	S10	T10	T20 - T23	T22 - T25
All engines					7.1222 T22

CLASSE SLK III

				ENGINE
200	Petrol	135	04/15->	M 274.920

Engine	Information	S10	T10	T20 - T23	T22 - T25
All engines			7.6253	7.1215 T20	7.1222 T22, T25

				ENGINE
250	Petrol	150	02/11->	M 271.861

Engine	Information	S10	T10	T20 - T23	T22 - T25
All engines			7.6253	7.1215 T20	7.1222 T22, T25

				ENGINE
250 CDI / d	Diesel	150	01/12->	OM 651.980

Engine	Information	S10	T10	T20 - T23	T22 - T25
All engines			7.6253	7.1215 T20	7.1222 T22, T25

				ENGINE
300	Petrol	180	07/15->	M 274.920

Engine	Information	S10	T10	T20 - T23	T22 - T25
All engines			7.6253	7.1215 T20	7.1222 T22

				ENGINE
55 AMG	Petrol	310	01/12->	M 152.980





Engine	Information	S10	T10	T20 - T23	T22 - T25
All engines				7.1215 T20	

CLASSE V

				ENGINE
V 200	Petrol	95	02/97-07/03	M 111.948, M 111.950

Engine	Information	S10	T10	T20 - T23	T22 - T25
All engines		7.0026		7.1041 T20	

S10 OIL PRESSURE WARNING LIGHT SWITCH	T10 REVERSING LIGHT SWITCH	T20 BRAKE LIGHT SWITCH
T22 SWITCH CLUTCH CONTROL (CRUISE CONTROL)	T23 SWITCH BRAKE ACTUATION (ENGINE TIMING)	T25 SWITCH CLUTCH CONTROL (ENGINE CONTROL)

Vehicle	alim.	kW	Date	Engine	 S10	 T10	 T20 - T23	 T22 - T25
---------	-------	----	------	--------	---	---	--	---

ENGINE								
V 200 CDI	Diesel	75	03/99-07/03	OM 611.980				
Engine	Information			S10	T10	T20 - T23	T22 - T25	
All engines				7.0060		7.1260 T20	7.1222	T25

ENGINE								
V 200 CDI / d	Diesel	100	03/14->	OM 651.950				
Engine	Information			S10	T10	T20 - T23	T22 - T25	
All engines	FP Lower				7.6245			
All engines						7.1215 T20	7.1222	T22

ENGINE								
V 200 CDI / d 4-matic	Diesel	100	04/15->	OM 651.950				
Engine	Information			S10	T10	T20 - T23	T22 - T25	
All engines						7.1215 T20		

ENGINE								
V 220 CDI	Diesel	90	03/99-07/03	OM 611.980				
Engine	Information			S10	T10	T20 - T23	T22 - T25	
All engines				7.0060		7.1260 T20	7.1222	T25

ENGINE								
V 220 CDI / d	Diesel	120	03/14->	OM 651.950				
Engine	Information			S10	T10	T20 - T23	T22 - T25	
All engines	FP Lower				7.6245			
All engines						7.1215 T20	7.1222	T22

ENGINE								
V 220 CDI / d 4-matic	Diesel	120	04/15->	OM 651.950				
Engine	Information			S10	T10	T20 - T23	T22 - T25	
All engines						7.1215 T20		

ENGINE								
V 230	Petrol	105	10/96-07/03	M 111.978, M 111.980				
Engine	Information			S10	T10	T20 - T23	T22 - T25	
All engines				7.0026				
Eng. M 111.978						7.1041 T20		
Eng. M 111.980						7.1260 T20	7.1222	T22

ENGINE								
V 230 TD	Diesel	72	09/96-07/03	OM 601.970				
Engine	Information			S10	T10	T20 - T23	T22 - T25	
All engines				7.0026		7.1041 T20		

ENGINE								
V 250 BlueTEC / d	Diesel	140	03/14->	OM 651.950				
Engine	Information			S10	T10	T20 - T23	T22 - T25	
All engines						7.1215 T20		





ENGINE								
V 250 BlueTEC / d 4-matic	Diesel	140	12/14->	OM 651.950				
Engine	Information			S10	T10	T20 - T23	T22 - T25	
All engines						7.1215 T20		

ENGINE								
V 280	Petrol	128	08/97-07/03	M 104.900				
Engine	Information			S10	T10	T20 - T23	T22 - T25	
All engines	FP right			7.0046				
All engines	FP Left, FP Left Front			7.0108				
All engines						7.1041 T20		

ENGINE								
CLC220 CDI	Diesel	100	05/08-06/11	OM 646.963				
Engine	Information			S10	T10	T20 - T23	T22 - T25	
All engines							7.1222	T22

ENGINE								
CLC250 [ExtraEU]	Petrol	150	06/09-06/11	M 272.920				
Engine	Information			S10	T10	T20 - T23	T22 - T25	
All engines					7.6253		7.1222	T25

S10	OIL PRESSURE WARNING LIGHT SWITCH	T10	REVERSING LIGHT SWITCH	T20	BRAKE LIGHT SWITCH
T22	SWITCH CLUTCH CONTROL (CRUISE CONTROL)	T23	SWITCH BRAKE ACTUATION (ENGINE TIMING)	T25	SWITCH CLUTCH CONTROL (ENGINE CONTROL)

				FUNCTIONS ON THE VEHICLE				
Vehicle	alim.	kW	Date	Engine				
					S10	T10	T20 - T23	T22 - T25

CLK-SERIES

				ENGINE
CLK200	Petrol	100	06/98-03/02	M 111.945

Engine	Information	S10	T10	T20 - T23	T22 - T25
All engines	eng.type 129678 ->			7.1088 T20	
All engines	eng.type 129679 ->			7.1206 T20	

				ENGINE
CLK200 Kompressor	Petrol	141	06/98-06/00	M 111.944

Engine	Information	S10	T10	T20 - T23	T22 - T25
All engines	eng.type 129678 ->			7.1088 T20	
All engines	eng.type 129679 ->			7.1206 T20	

				ENGINE
CLK230 Kompressor	Petrol	142	06/98-05/00	M 111.975

Engine	Information	S10	T10	T20 - T23	T22 - T25
All engines	->eng. 129678			7.1088 T20	
All engines	eng.type 129679 ->			7.1206 T20	

				ENGINE
CLK320	Petrol	160	01/99-12/03	M 112.940

Engine	Information	S10	T10	T20 - T23	T22 - T25
All engines	->eng. 129678			7.1088 T20	
All engines	eng.type 129679 ->			7.1206 T20	

				ENGINE
CLK430	Petrol	205	04/97-07/03	M 113.943

Engine	Information	S10	T10	T20 - T23	T22 - T25
All engines				7.1206 T20	

CLS-SERIES

				ENGINE
CLS350 BlueTec	Diesel	185	05/14-12/17	OM 642.852

Engine	Information	S10	T10	T20 - T23	T22 - T25
All engines				7.1215 T20	

				ENGINE
CLS63 AMG	Petrol	386	07/15-12/17	M 157.981

Engine	Information	S10	T10	T20 - T23	T22 - T25
All engines				7.1215 T20	

COUPE

				ENGINE
200 CE	Petrol	90	09/89-06/93	M 102.963

Engine	Information	S10	T10	T20 - T23	T22 - T25
All engines			7.6077	7.1088 T20	

				ENGINE
220 CE	Petrol	110	10/92-05/93	M 111.960

Engine	Information	S10	T10	T20 - T23	T22 - T25
All engines	->ch. C 052915, J 024846, LHD		7.6077		
All engines	ch. C 052915, J 024846 ->, LHD		7.6165		
All engines				7.1088 T20	

				ENGINE
230 CE	Petrol	100	03/87-12/92	M 102.982

Engine	Information	S10	T10	T20 - T23	T22 - T25
All engines			7.6077	7.1088 T20	

				ENGINE
230 CE	Petrol	97	03/87-12/92	M 102.982

Engine	Information	S10	T10	T20 - T23	T22 - T25
All engines			7.6077	7.1088 T20	

				ENGINE
230 CE Cat	Petrol	97	06/89-12/92	M 102.982

Engine	Information	S10	T10	T20 - T23	T22 - T25
All engines			7.6077	7.1088 T20	





				ENGINE
300 CE	Petrol	132	03/87-05/93	M 103.983

Engine	Information	S10	T10	T20 - T23	T22 - T25
All engines			7.6077	7.1088 T20	

S10 OIL PRESSURE WARNING LIGHT SWITCH	T10 REVERSING LIGHT SWITCH	T20 BRAKE LIGHT SWITCH
T22 SWITCH CLUTCH CONTROL (CRUISE CONTROL)	T23 SWITCH BRAKE ACTUATION (ENGINE TIMING)	T25 SWITCH CLUTCH CONTROL (ENGINE CONTROL)

Vehicle	alim.	kW	Date	Engine	FUNCTIONS ON THE VEHICLE			
					S10	T10	T20 - T23	T22 - T25
ENGINE								
300 CE	Petrol	138	03/87-12/89	M 103.983				
Engine	Information				S10	T10	T20 - T23	T22 - T25
All engines						7.6077	7.1088	T20
ENGINE								
300 CE-24	Petrol	162	09/89-12/92	M 104.980				
Engine	Information				S10	T10	T20 - T23	T22 - T25
All engines						7.6077	7.1088	T20
ENGINE								
300 CE-24	Petrol	170	09/89-12/92	M 104.980				
Engine	Information				S10	T10	T20 - T23	T22 - T25
All engines						7.6077	7.1088	T20
ENGINE								
320 CE	Petrol	162	10/92-05/93	M 104.992				
Engine	Information				S10	T10	T20 - T23	T22 - T25
All engines	->ch. C 052915, J 024846, LHD					7.6077		
All engines	ch. C 052916, J 024847 ->, LHD					7.6165		
All engines							7.1088	T20
C-SERIES								
ENGINE								
C160 Kompressor	Petrol	105	06/02-07/06	M 271.921				
Engine	Information				S10	T10	T20 - T23	T22 - T25
All engines						7.6253		
ENGINE								
C180 Flexfuel	Petrol/ Ethanol	115	10/15->	M 274.910				
Engine	Information				S10	T10	T20 - T23	T22 - T25
All engines							7.1215	T20
ENGINE								
C200 CDi	Diesel	88	01/10-01/14	OM 651.913				
Engine	Information				S10	T10	T20 - T23	T22 - T25
All engines							7.1215	T20
								7.1222
								T22
ENGINE								
C200 CDi/CDi BlueEFFICIENCY	Diesel	100	01/10-01/14	OM 651.913				
Engine	Information				S10	T10	T20 - T23	T22 - T25
All engines						7.6253	7.1215	T20
								7.1222
								T25
ENGINE								
C200 NGT	CNG	135	12/13->	274920NGT				
Engine	Information				S10	T10	T20 - T23	T22 - T25
All engines							7.1215	T20
ENGINE								
C220 CDi	Diesel	120	04/13-01/14	OM 651.912				
Engine	Information				S10	T10	T20 - T23	T22 - T25
All engines							7.1215	T20
ENGINE								
C300 [ExtraEU]	Petrol	180	09/15->	M 274.920				
Engine	Information				S10	T10	T20 - T23	T22 - T25
All engines							7.1215	T20
ENGINE								
C300 CDi/CDi BlueEFFICIENCY	Diesel	170	01/11-01/14	OM 642.832				
Engine	Information				S10	T10	T20 - T23	T22 - T25
All engines							7.1215	T20
ENGINE								
C350 CDi	Diesel	165	05/08-12/11	OM 642.832, OM 642.961				
Engine	Information				S10	T10	T20 - T23	T22 - T25
All engines							7.1215	T20

S10	OIL PRESSURE WARNING LIGHT SWITCH	T10	REVERSING LIGHT SWITCH	T20	BRAKE LIGHT SWITCH
T22	SWITCH CLUTCH CONTROL (CRUISE CONTROL)	T23	SWITCH BRAKE ACTUATION (ENGINE TIMING)	T25	SWITCH CLUTCH CONTROL (ENGINE CONTROL)

					FUNCTIONS ON THE VEHICLE			
Vehicle	alim.	kW	Date	Engine	 S10	 T10	 T20 - T23	 T22 - T25

E-SERIES

					ENGINE
E180	Petrol	115	08/13-12/15	M 274.910	

Engine	Information	S10	T10	T20 - T23	T22 - T25
All engines			7.6253	7.1215 T20	7.1222 T22

					ENGINE
E200 NGT	CNG	120	03/11-12/15	271958NGT	

Engine	Information	S10	T10	T20 - T23	T22 - T25
All engines				7.1215 T20	

					ENGINE
E250	Petrol	150	05/07-12/08	M 272.922	

Engine	Information	S10	T10	T20 - T23	T22 - T25
All engines	SA U58			7.1252 T20	

					ENGINE
E250 BlueTec/CDi/CDi BlueEFFICIENCY	Diesel	150	01/11-12/16	OM 651.924	

Engine	Information	S10	T10	T20 - T23	T22 - T25
All engines				7.1215 T20	

					ENGINE
E300 BlueTec/CDi BlueEFFICIENCY	Diesel	170	03/10-12/16	OM 642.850, OM 642.852	

Engine	Information	S10	T10	T20 - T23	T22 - T25
Eng. OM 642.852	212027		7.6253		
All engines				7.1215 T20	7.1222 T22

					ENGINE
E350 [ExtraEU]	Petrol	200	05/11->	M 272.961, M 272.988	

Engine	Information	S10	T10	T20 - T23	T22 - T25
All engines				7.1215 T20	

					ENGINE
E350 CDi BlueEFFICIENCY	Diesel	195	03/11-12/15	OM 642.852, OM 642.858	

Engine	Information	S10	T10	T20 - T23	T22 - T25
All engines				7.1215 T20	

GLA-SERIES

					ENGINE
GLA180 Flexfuel	Petrol/Ethanol	90	02/15->	M 270.910	

Engine	Information	S10	T10	T20 - T23	T22 - T25
All engines				7.1215 T20	7.1222 T22

GLC-SERIES

					ENGINE
GLC250 CNG	CNG	155	06/15->	274920CNG	

Engine	Information	S10	T10	T20 - T23	T22 - T25
All engines				7.1215 T20	

					ENGINE
GLC250 Flexfuel	Petrol/Ethanol	155	06/15->	M 274.920	

Engine	Information	S10	T10	T20 - T23	T22 - T25
All engines				7.1215 T20	

GLE-SERIES

					ENGINE
GLE350	Diesel	183	04/15->	OM 642.824, OM 642.826	

Engine	Information	S10	T10	T20 - T23	T22 - T25
All engines				7.1215 T20	

GLK-SERIES

					ENGINE
GLK300 CGI [ExtraEU]	Petrol	182	09/09->	M 276.957	

Engine	Information	S10	T10	T20 - T23	T22 - T25
All engines				7.1215 T20	

S10	OIL PRESSURE WARNING LIGHT SWITCH	T10	REVERSING LIGHT SWITCH	T20	BRAKE LIGHT SWITCH
T22	SWITCH CLUTCH CONTROL (CRUISE CONTROL)	T23	SWITCH BRAKE ACTUATION (ENGINE TIMING)	T25	SWITCH CLUTCH CONTROL (ENGINE CONTROL)

FUNCTIONS ON THE VEHICLE

Vehicle	alim.	kW	Date	Engine	 S10	 T10	 T20 - T23	 T22 - T25
---------	-------	----	------	--------	---	---	--	---

GLS-SERIES

GLS350	Diesel	183	01/17->	ENGINE OM 642.826
---------------	--------	------------	---------	------------------------------------

Engine	Information	S10	T10	T20 - T23	T22 - T25
All engines				7.1215 T20	

KOMBI II

200 T	Petrol	77	01/86-05/90	ENGINE M 102.922
--------------	--------	-----------	-------------	-----------------------------------

Engine	Information	S10	T10	T20 - T23	T22 - T25
All engines			7.6077	7.1088 T20	

200 T	Petrol	80	09/85-08/89	ENGINE M 102.922
--------------	--------	-----------	-------------	-----------------------------------

Engine	Information	S10	T10	T20 - T23	T22 - T25
All engines			7.6077	7.1088 T20	

200 T D	Diesel	53	09/85-08/91	ENGINE OM 601.912
----------------	--------	-----------	-------------	------------------------------------

Engine	Information	S10	T10	T20 - T23	T22 - T25
All engines	LHD		7.6077		
All engines				7.1088 T20	

200 T D	Diesel	55	09/88-08/91	ENGINE OM 601.912
----------------	--------	-----------	-------------	------------------------------------

Engine	Information	S10	T10	T20 - T23	T22 - T25
All engines	LHD		7.6077		
All engines				7.1088 T20	

200 TE	Petrol	100	05/86-06/93	ENGINE M 111.940
---------------	--------	------------	-------------	-----------------------------------

Engine	Information	S10	T10	T20 - T23	T22 - T25
All engines	->ch. C 052915, J 024846		7.6077		
All engines	ch. C 052916, J 024847 ->		7.6165		
All engines				7.1088 T20	

200 TE	Petrol	87	09/88-08/92	ENGINE M 102.963
---------------	--------	-----------	-------------	-----------------------------------

Engine	Information	S10	T10	T20 - T23	T22 - T25
All engines			7.6077		
All engines	no specific info conc. application available			7.1088 T20	

200 TE	Petrol	90	09/88-12/89	ENGINE M 102.962
---------------	--------	-----------	-------------	-----------------------------------

Engine	Information	S10	T10	T20 - T23	T22 - T25
All engines			7.6077		
All engines	no specific info conc. application available			7.1073, 7.1088 T20	

220 TE	Petrol	110	10/92-05/93	ENGINE M 111.960
---------------	--------	------------	-------------	-----------------------------------

Engine	Information	S10	T10	T20 - T23	T22 - T25
All engines	->ch. C 052915, J 024846		7.6077		
All engines	ch. C 052915, J 024846 ->		7.6165		
All engines				7.1088 T20	

230 E Chassis	Petrol	97	09/86-06/93	ENGINE M 102.982
----------------------	--------	-----------	-------------	-----------------------------------

Engine	Information	S10	T10	T20 - T23	T22 - T25
All engines			7.6077	7.1088 T20	





230 TE	Petrol	100	09/85-08/92	ENGINE M 102.982
---------------	--------	------------	-------------	-----------------------------------

Engine	Information	S10	T10	T20 - T23	T22 - T25
All engines			7.6077	7.1088 T20	

230 TE	Petrol	97	09/85-08/92	ENGINE M 102.982
---------------	--------	-----------	-------------	-----------------------------------

Engine	Information	S10	T10	T20 - T23	T22 - T25
All engines			7.6077	7.1088 T20	

S10 OIL PRESSURE WARNING LIGHT SWITCH	T10 REVERSING LIGHT SWITCH	T20 BRAKE LIGHT SWITCH
T22 SWITCH CLUTCH CONTROL (CRUISE CONTROL)	T23 SWITCH BRAKE ACTUATION (ENGINE TIMING)	T25 SWITCH CLUTCH CONTROL (ENGINE CONTROL)

				FUNCTIONS ON THE VEHICLE				
Vehicle	alim.	kW	Date	Engine	 S10	 T10	 T20 - T23	 T22 - T25
				ENGINE				
230 TE Cat	Petrol	97	06/89-08/92	M 102.982				
				ENGINE				
Engine Information				S10	T10	T20 - T23	T22 - T25	
All engines					7.6077	7.1088 T20		
				ENGINE				
250 T D	Diesel	66	09/85-06/93	OM 602.912				
				ENGINE				
Engine Information				S10	T10	T20 - T23	T22 - T25	
All engines					7.6077	7.1088 T20		
				ENGINE				
250 T D	Diesel	69	01/89-06/93	OM 602.912				
				ENGINE				
Engine Information				S10	T10	T20 - T23	T22 - T25	
All engines					7.6077	7.1088 T20		
				ENGINE				
250 TD Turbo	Diesel	83	06/92-05/93	OM 605.911				
				ENGINE				
Engine Information				S10	T10	T20 - T23	T22 - T25	
All engines					->ch. C 052915, J 024846			
All engines					7.6077			
All engines					7.6165			
All engines						7.1088 T20		
				ENGINE				
250 TD Turbo	Diesel	93	03/88-07/93	OM 602.962				
				ENGINE				
Engine Information				S10	T10	T20 - T23	T22 - T25	
All engines					->ch. C 052915, J 024846			
All engines					7.6077			
All engines					7.6165			
All engines						7.1088 T20		
				ENGINE				
260 TE FGST.	Petrol	118	09/89-08/92	M 103.940				
				ENGINE				
Engine Information				S10	T10	T20 - T23	T22 - T25	
All engines					7.6077	7.1088 T20		
				ENGINE				
280 TE	Petrol	145	10/92-06/93	M 104.942				
				ENGINE				
Engine Information				S10	T10	T20 - T23	T22 - T25	
All engines					->ch. F 272737			
All engines					7.6077			
All engines					7.6165			
All engines						7.1088 T20		
				ENGINE				
300 T D	Diesel	80	09/86-06/93	OM 603.912				
				ENGINE				
Engine Information				S10	T10	T20 - T23	T22 - T25	
All engines					7.6077	7.1088 T20		
				ENGINE				
300 T D	Diesel	81	01/89-06/93	OM 603.912				
				ENGINE				
Engine Information				S10	T10	T20 - T23	T22 - T25	
All engines					7.6077	7.1088 T20		
				ENGINE				
300 T D	Diesel	83	01/89-06/93	OM 603.912				
				ENGINE				
Engine Information				S10	T10	T20 - T23	T22 - T25	
All engines					7.6077	7.1088 T20		
				ENGINE				
300 T Turbo-D	Diesel	108	01/89-06/93	OM 603.960				
				ENGINE				
Engine Information				S10	T10	T20 - T23	T22 - T25	
All engines						7.1088 T20		
				ENGINE				
300 T Turbo-D 4-matic	Diesel	105	09/86-01/89	OM 603.963				
				ENGINE				
Engine Information				S10	T10	T20 - T23	T22 - T25	
All engines						7.1088 T20		
				ENGINE				
300 TE	Petrol	132	01/86-08/92	M 103.983				
				ENGINE				
Engine Information				S10	T10	T20 - T23	T22 - T25	
All engines					7.6077	7.1088 T20		

S10 OIL PRESSURE WARNING LIGHT SWITCH	T10 REVERSING LIGHT SWITCH	T20 BRAKE LIGHT SWITCH
T22 SWITCH CLUTCH CONTROL (CRUISE CONTROL)	T23 SWITCH BRAKE ACTUATION (ENGINE TIMING)	T25 SWITCH CLUTCH CONTROL (ENGINE CONTROL)

FUNCTIONS ON THE VEHICLE

Vehicle	alim.	kW	Date	Engine	 S10	 T10	 T20 - T23	 T22 - T25
---------	-------	----	------	--------	---	---	--	---

ENGINE				
300 TE 4-matic	Petrol	132	09/86-06/93	M 103.985

Engine	Information	S10	T10	T20 - T23	T22 - T25
All engines			7.6077	7.1088 T20	

ENGINE				
300 TE-24	Petrol	162	09/89-08/92	M 104.980

Engine	Information	S10	T10	T20 - T23	T22 - T25
All engines			7.6077	7.1088 T20	

ENGINE				
300 TE-24	Petrol	170	09/89-08/92	M 104.980

Engine	Information	S10	T10	T20 - T23	T22 - T25
All engines			7.6077	7.1088 T20	

ENGINE				
320 TE	Petrol	162	10/92-06/93	M 104.992

Engine	Information	S10	T10	T20 - T23	T22 - T25
All engines	->ch. C 052915, J 024846, LHD		7.6077		
All engines	ch. C 052916, J 024847 ->, LHD		7.6165		
All engines				7.1088 T20	

ML-SERIES

ENGINE				
ML230	Petrol	110	04/98-08/00	M 111.977

Engine	Information	S10	T10	T20 - T23	T22 - T25
All engines			7.6165		
All engines	ch. 145273 ->			7.1206 T20	
All engines	->ch. 145272			7.1260 T20	

ENGINE				
ML320	Petrol	160	02/98-04/03	M 112.942

Engine	Information	S10	T10	T20 - T23	T22 - T25
All engines				7.1206 T20	

ENGINE				
ML350 -/BlueTec [ExtraEU]	Diesel	190	06/11-02/15	OM 642.826

Engine	Information	S10	T10	T20 - T23	T22 - T25
All engines				7.1215 T20	

O 100

ENGINE				
City 2.9 D	Diesel	70	01/94->	OM 602.940

Engine	Information	S10	T10	T20 - T23	T22 - T25
All engines		7.0098		7.1201 T20	

SLK-SERIES

ENGINE				
SLK200 -/BlueEFFI-CIENCY	Petrol	135	01/11->	M 271.861

Engine	Information	S10	T10	T20 - T23	T22 - T25
All engines			7.6253	7.1215 T20	7.1222 T22, T25

ENGINE				
SLK200 CNG	CNG	135	04/15->	274920CNG

Engine	Information	S10	T10	T20 - T23	T22 - T25
All engines			7.6253	7.1215 T20	7.1222 T22





ENGINE				
SLK200 Flexfuel	Petrol/Ethanol	135	04/15->	M 274.920

Engine	Information	S10	T10	T20 - T23	T22 - T25
All engines			7.6253	7.1215 T20	7.1222 T22

ENGINE				
SLK350 -/BlueEFFI-CIENCY	Petrol	225	01/11->	M 276.956

Engine	Information	S10	T10	T20 - T23	T22 - T25
All engines				7.1215 T20	

S10 OIL PRESSURE WARNING LIGHT SWITCH	T10 REVERSING LIGHT SWITCH	T20 BRAKE LIGHT SWITCH
T22 SWITCH CLUTCH CONTROL (CRUISE CONTROL)	T23 SWITCH BRAKE ACTUATION (ENGINE TIMING)	T25 SWITCH CLUTCH CONTROL (ENGINE CONTROL)

Vehicle	alim.	kW	Date	Engine	FUNCTIONS ON THE VEHICLE			
					 S10	 T10	 T20 - T23	 T22 - T25

SLR MCLAREN

5.4	Petrol	460	04/04->	ENGINE M 155.980
-----	--------	-----	---------	---------------------

Engine	Information	S10	T10	T20 - T23	T22 - T25
All engines				7.1206 T20	

5.4	Petrol	478	10/06->	ENGINE M 155.980
-----	--------	-----	---------	---------------------

Engine	Information	S10	T10	T20 - T23	T22 - T25
All engines				7.1206 T20	

5.4 722 Edition	Petrol	478	10/06->	ENGINE M 155.980
-----------------	--------	-----	---------	---------------------

Engine	Information	S10	T10	T20 - T23	T22 - T25
All engines				7.1206 T20	

SLS AMG

6.2	Petrol	420	03/10->	ENGINE M 159.980
-----	--------	-----	---------	---------------------

Engine	Information	S10	T10	T20 - T23	T22 - T25
All engines				7.1215 T20	

6.2	Petrol	464	06/13->	ENGINE M 159.980
-----	--------	-----	---------	---------------------

Engine	Information	S10	T10	T20 - T23	T22 - T25
All engines				7.1215 T20	

6.2 GT	Petrol	435	06/13->	ENGINE M 159.980
--------	--------	-----	---------	---------------------

Engine	Information	S10	T10	T20 - T23	T22 - T25
All engines				7.1215 T20	

SL-SERIES

SL500-/BlueEFFICIENCY	Petrol	320	12/11->	ENGINE M 278.927
-----------------------	--------	-----	---------	---------------------

Engine	Information	S10	T10	T20 - T23	T22 - T25
All engines				7.1215 T20	

SL63 AMG	Petrol	395	01/12->	ENGINE M 157.983
----------	--------	-----	---------	---------------------

Engine	Information	S10	T10	T20 - T23	T22 - T25
All engines				7.1215 T20	

SPRINTER I

208 CDI	Diesel	60	04/00-05/06	ENGINE OM 611.987
---------	--------	----	-------------	----------------------

Engine	Information	S10	T10	T20 - T23	T22 - T25
All engines	901611/901612/901621, 901661/901662, 901671, -ESP			7.1206 T20	
All engines	+ESP, 901611/901612/901621, 901661/901662, 901671, 902611/902612/902621, 902661/902662, 902671/902672			7.1260 T20	
All engines					7.1222 T22

208 D	Diesel	58	01/95-04/00	ENGINE OM 601.943
-------	--------	----	-------------	----------------------

Engine	Information	S10	T10	T20 - T23	T22 - T25
All engines		7.0026, 7.0060			

208 D	Diesel	60	09/96-04/00	ENGINE OM 601.943
-------	--------	----	-------------	----------------------

Engine	Information	S10	T10	T20 - T23	T22 - T25
All engines		7.0026, 7.0060			

210 D	Diesel	75	01/97-04/00	ENGINE OM 602.980
-------	--------	----	-------------	----------------------





Engine	Information	S10	T10	T20 - T23	T22 - T25
All engines		7.0026, 7.0060			

211 CDI	Diesel	80	04/00-05/06	ENGINE OM 611.981
---------	--------	----	-------------	----------------------

Engine	Information	S10	T10	T20 - T23	T22 - T25
All engines	901621, 901661/901662, -ESP			7.1206 T20	

S10 OIL PRESSURE WARNING LIGHT SWITCH	T10 REVERSING LIGHT SWITCH	T20 BRAKE LIGHT SWITCH
T22 SWITCH CLUTCH CONTROL (CRUISE CONTROL)	T23 SWITCH BRAKE ACTUATION (ENGINE TIMING)	T25 SWITCH CLUTCH CONTROL (ENGINE CONTROL)

FUNCTIONS ON THE VEHICLE

Vehicle	alim.	kW	Date	Engine	 S10	 T10	 T20 - T23	 T22 - T25
211 CDI	Diesel	80	04/00-05/06	ENGINE OM 611.981				
Engine	Information			S10	T10	T20 - T23	T22 - T25	
All engines	+ESP, 901621, 901661/901662, 902611/902612/902621, 902622, 902661/902662					7.1260	T20	
All engines							7.1222	T22
212 D	Diesel	90	02/95-04/00	ENGINE OM 602.980				
Engine	Information			S10	T10	T20 - T23	T22 - T25	
All engines				7.0026, 7.0060				
213 CDI	Diesel	95	04/00-05/06	ENGINE OM 611.981				
Engine	Information			S10	T10	T20 - T23	T22 - T25	
All engines	901621, 901661/901662, -ESP					7.1206	T20	
All engines	+ESP, 901621, 901661/901662, 902611/902612/902621, 902622, 902661/902662					7.1260	T20	
All engines							7.1222	T22
214	Petrol	105	02/95-05/06	ENGINE M 111.979, M 111.984				
Engine	Information			S10	T10	T20 - T23	T22 - T25	
Eng. M 111.979				7.0026				
All engines				7.0060				
Eng. M 111.984							7.1222	T22
214 NGT	Petrol/ Natural Gas (CNG)	95	02/95-05/06	ENGINE 111979NGT, 111984NGT, M 111.984				
Engine	Information			S10	T10	T20 - T23	T22 - T25	
Eng. M 111.984	+PTO, no specific info conc. application available				7.6102, 7.6324			
Eng. M 111.984	t.ntr. SEQUENTRONIC				7.6253			
All engines	aut., -ESP, pole nr. 6					7.1206	T20	
All engines	+ESP, man., pole nr. 4					7.1260	T20	
Eng. M 111.984							7.1222	T22
216 CDI	Diesel	115	04/00-05/06	ENGINE OM 612.981				
Engine	Information			S10	T10	T20 - T23	T22 - T25	
All engines						7.1260	T20	7.1222 T22
308 CDI	Diesel	60	04/00-05/06	ENGINE OM 611.987				
Engine	Information			S10	T10	T20 - T23	T22 - T25	
All engines						7.1260	T20	7.1222 T22
308 D	Diesel	58	02/95-04/00	ENGINE OM 601.943				
Engine	Information			S10	T10	T20 - T23	T22 - T25	
All engines	COL:milk white, spanner size 24, switch press. 0.4 bar, thread M12x1.5			7.0098				
308 D	Diesel	60	03/97-04/00	ENGINE OM 601.943				
Engine	Information			S10	T10	T20 - T23	T22 - T25	
All engines				7.0026				
All engines	4WD				7.6147			
All engines	+PTO				7.6324			
308 D 4x4	Diesel	58	06/97-12/99	ENGINE OM 601.943				
Engine	Information			S10	T10	T20 - T23	T22 - T25	
All engines				7.0026				
All engines	4WD				7.6147			
All engines	+PTO				7.6324			
308 D 2.3	Diesel	58	02/95-04/00	ENGINE OM 601.943				
Engine	Information			S10	T10	T20 - T23	T22 - T25	
All engines	COL:milk white, spanner size 24, switch press. 0.4 bar, thread M12x1.5			7.0098				

S10 OIL PRESSURE WARNING LIGHT SWITCH	T10 REVERSING LIGHT SWITCH	T20 BRAKE LIGHT SWITCH
T22 SWITCH CLUTCH CONTROL (CRUISE CONTROL)	T23 SWITCH BRAKE ACTUATION (ENGINE TIMING)	T25 SWITCH CLUTCH CONTROL (ENGINE CONTROL)

FUNCTIONS ON THE VEHICLE

Vehicle	alim.	kW	Date	Engine	 S10	 T10	 T20 - T23	 T22 - T25
---------	-------	----	------	--------	---	---	--	---

ENGINE				
308 D 2.3	Diesel	60	02/95-04/00	OM 601.943

Engine	Information	S10	T10	T20 - T23	T22 - T25
All engines		7.0026			
All engines	COL:milk white, spanner size 24, switch press. 0.4 bar, thread M12x1.5	7.0098			
All engines	4WD		7.6147		
All engines	+PTO		7.6324		

ENGINE				
310 D	Diesel	75	01/97-12/99	OM 602.980

Engine	Information	S10	T10	T20 - T23	T22 - T25
All engines		7.0026			

ENGINE				
310 D 2.9	Diesel	75	02/95-04/00	OM 602.980

Engine	Information	S10	T10	T20 - T23	T22 - T25
All engines		7.0026, 7.0060			

ENGINE				
310 D 4x4	Diesel	75	05/97-08/02	OM 602.980

Engine	Information	S10	T10	T20 - T23	T22 - T25
All engines		7.0026, 7.0060			

ENGINE				
311 CDI	Diesel	80	04/00-05/06	OM 611.981

Engine	Information	S10	T10	T20 - T23	T22 - T25
All engines				7.1260 T20	7.1222 T22

ENGINE				
311 CDI 4x4	Diesel	80	08/02-05/06	OM 611.981

Engine	Information	S10	T10	T20 - T23	T22 - T25
All engines				7.1260 T20	7.1222 T22

ENGINE				
312 D 2.9	Diesel	85	12/98-09/01	OM 602.980

Engine	Information	S10	T10	T20 - T23	T22 - T25
All engines		7.0026			
All engines	4WD		7.6147		
All engines	+PTO		7.6324		

ENGINE				
312 D 2.9	Diesel	90	02/95-04/00	OM 602.980

Engine	Information	S10	T10	T20 - T23	T22 - T25
All engines		7.0026, 7.0060			

ENGINE				
312 D 2.9 4x4	Diesel	90	05/97-08/02	OM 602.980

Engine	Information	S10	T10	T20 - T23	T22 - T25
All engines		7.0026, 7.0060			

ENGINE				
313 CDI	Diesel	95	04/00-05/06	OM 611.981

Engine	Information	S10	T10	T20 - T23	T22 - T25
All engines				7.1260 T20	7.1222 T22

ENGINE				
313 CDI 4x4	Diesel	95	08/02-05/06	OM 611.981

Engine	Information	S10	T10	T20 - T23	T22 - T25
All engines				7.1260 T20	7.1222 T22

ENGINE				
314	Petrol	105	02/95-05/06	M 111.979, M 111.984





Engine	Information	S10	T10	T20 - T23	T22 - T25
Eng. M 111.979		7.0026			
All engines		7.0060		7.1260 T20	
Eng. M 111.984					7.1222 T22

ENGINE				
314 4x4	Petrol	105	08/02-05/06	M 111.984

Engine	Information	S10	T10	T20 - T23	T22 - T25
All engines		7.0060			7.1222 T22


S10 OIL PRESSURE WARNING LIGHT SWITCH	T10 REVERSING LIGHT SWITCH	T20 BRAKE LIGHT SWITCH
T22 SWITCH CLUTCH CONTROL (CRUISE CONTROL)	T23 SWITCH BRAKE ACTUATION (ENGINE TIMING)	T25 SWITCH CLUTCH CONTROL (ENGINE CONTROL)

FUNCTIONS ON THE VEHICLE

Vehicle	alim.	kW	Date	Engine	 S10	 T10	 T20 - T23	 T22 - T25
ENGINE								
314 4x4	Petrol	105	08/02-05/06	M 111.984				
Engine	Information				S10	T10	T20 - T23	T22 - T25
All engines	aut 6 speed, ch. R337627 ->, SA G40						7.1206 T20	
All engines	+ESP, ->ch. R337626, aut 6 speed, ch. R337627 ->, man 5 speed, SA G40/BB3						7.1260 T20	
ENGINE								
314 NGT	Petrol/ Natural Gas (CNG)	95	02/95-05/06	111979NGT, 111984NGT, M 111.984				
Engine	Information				S10	T10	T20 - T23	T22 - T25
Eng. M 111.984	+PTO, no specific info conc. application available					7.6102, 7.6324		
Eng. M 111.984	t.tnr. SEQUENTRONIC					7.6253		
Eng. M 111.984	pole nr. 6						7.1206 T20	
All engines	pole nr. 4						7.1260 T20	
Eng. M 111.984								7.1222 T22
ENGINE								
316 CDI	Diesel	115	04/00-05/06	OM 612.981				
Engine	Information				S10	T10	T20 - T23	T22 - T25
All engines							7.1260 T20	7.1222 T22
ENGINE								
316 CDI 4x4	Diesel	115	08/02-05/06	OM 612.981				
Engine	Information				S10	T10	T20 - T23	T22 - T25
All engines							7.1260 T20	7.1222 T22
ENGINE								
408 CDI	Diesel	60	04/00-05/06	OM 611.987				
Engine	Information				S10	T10	T20 - T23	T22 - T25
All engines							7.1260 T20	7.1222 T22
ENGINE								
408 D	Diesel	58	02/96-05/06	OM 601.943				
Engine	Information				S10	T10	T20 - T23	T22 - T25
All engines					7.0026			
All engines	COL:milk white, spanner size 24, switch press. 0.4 bar, thread M12x1.5				7.0098			
ENGINE								
408 D 4x4	Diesel	58	06/97-12/99	OM 601.943				
Engine	Information				S10	T10	T20 - T23	T22 - T25
All engines					7.0026			
All engines	4WD					7.6147		
All engines	+PTO					7.6324		
ENGINE								
410 D	Diesel	75	02/96-05/06	OM 602.980				
Engine	Information				S10	T10	T20 - T23	T22 - T25
All engines					7.0026, 7.0060			
ENGINE								
410 D 4x4	Diesel	75	05/97-05/06	OM 602.980				
Engine	Information				S10	T10	T20 - T23	T22 - T25
All engines					7.0026, 7.0060			
ENGINE								
411 CDI	Diesel	80	04/00-05/06	OM 611.981				
Engine	Information				S10	T10	T20 - T23	T22 - T25
All engines							7.1260 T20	7.1222 T22
ENGINE								
411 CDI 4x4	Diesel	80	04/00-05/06	OM 611.981				
Engine	Information				S10	T10	T20 - T23	T22 - T25
All engines							7.1260 T20	7.1222 T22
ENGINE								
412 D	Diesel	85	02/96-05/06	OM 602.980				
Engine	Information				S10	T10	T20 - T23	T22 - T25
All engines					7.0026, 7.0060			

S10 OIL PRESSURE WARNING LIGHT SWITCH	T10 REVERSING LIGHT SWITCH	T20 BRAKE LIGHT SWITCH
T22 SWITCH CLUTCH CONTROL (CRUISE CONTROL)	T23 SWITCH BRAKE ACTUATION (ENGINE TIMING)	T25 SWITCH CLUTCH CONTROL (ENGINE CONTROL)

FUNCTIONS ON THE VEHICLE

Vehicle	alim.	kW	Date	Engine	 S10	 T10	 T20 - T23	 T22 - T25
---------	-------	----	------	--------	---	---	--	---

				ENGINE
412 D	Diesel	90	02/96-05/06	OM 602.980

Engine	Information	S10	T10	T20 - T23	T22 - T25
All engines		7.0026, 7.0060			

				ENGINE
412 D 4x4	Diesel	85	05/97-05/06	OM 602.980

Engine	Information	S10	T10	T20 - T23	T22 - T25
All engines		7.0026, 7.0060			

				ENGINE
412 D 4x4	Diesel	90	05/97-05/06	OM 602.980

Engine	Information	S10	T10	T20 - T23	T22 - T25
All engines		7.0026, 7.0060			

				ENGINE
413 CDI	Diesel	95	04/00-05/06	OM 611.981

Engine	Information	S10	T10	T20 - T23	T22 - T25
All engines				7.1260 T20	7.1222 T22

				ENGINE
413 CDI 4x4	Diesel	95	04/00-05/06	OM 611.981

Engine	Information	S10	T10	T20 - T23	T22 - T25
All engines				7.1260 T20	7.1222 T22

				ENGINE
414	Petrol	105	02/95-05/06	M 111.979, M 111.984

Engine	Information	S10	T10	T20 - T23	T22 - T25
Eng. M 111.979		7.0026			
All engines		7.0060			
Eng. M 111.979	4WD		7.6147		
Eng. M 111.979	+PTO		7.6324		

				ENGINE
414 4x4	Petrol	105	05/97-05/06	M 111.979

Engine	Information	S10	T10	T20 - T23	T22 - T25
All engines		7.0026, 7.0060			
All engines	4WD		7.6147		
All engines	+PTO		7.6324		

				ENGINE
414 NGT	Petrol/ Natural Gas (CNG)	95	02/95-05/06	111979NGT, 111984NGT

Engine	Information	S10	T10	T20 - T23	T22 - T25
Eng. 111979NGT		7.0026			
Eng. 111984NGT				7.1260 T20	7.1222 T22

				ENGINE
416 CDI	Diesel	115	04/00-05/06	OM 612.981

Engine	Information	S10	T10	T20 - T23	T22 - T25
All engines	+PTO, no specific info conc. application available		7.6102, 7.6324		
All engines	t.tnr. SEQUENTRONIC		7.6253		
All engines				7.1260 T20	7.1222 T22

				ENGINE
416 CDI 4x4	Diesel	115	04/00-05/06	OM 612.981

Engine	Information	S10	T10	T20 - T23	T22 - T25
All engines				7.1260 T20	7.1222 T22

				ENGINE
616 CDI	Diesel	115	04/01->	OM 612.981

Engine	Information	S10	T10	T20 - T23	T22 - T25
All engines				7.1260 T20	7.1222 T22

SPRINTER II

				ENGINE
209 CDI	Diesel	65	06/06-12/09	OM 646.984

Engine	Information	S10	T10	T20 - T23	T22 - T25
All engines	SA US8			7.1252 T20	

S10 OIL PRESSURE WARNING LIGHT SWITCH	T10 REVERSING LIGHT SWITCH	T20 BRAKE LIGHT SWITCH
T22 SWITCH CLUTCH CONTROL (CRUISE CONTROL)	T23 SWITCH BRAKE ACTUATION (ENGINE TIMING)	T25 SWITCH CLUTCH CONTROL (ENGINE CONTROL)

FUNCTIONS ON THE VEHICLE

Vehicle	alim.	kW	Date	Engine	 S10	 T10	 T20 - T23	 T22 - T25
---------	-------	----	------	--------	---	---	--	---

SPRINTER II

				ENGINE
209 CDI	Diesel	65	06/06-12/09	OM 646.984

Engine	Information	S10	T10	T20 - T23	T22 - T25
All engines				7.1260	T20
All engines	Qty 2				7.1222 T22

				ENGINE
210 CDI	Diesel	70	03/09->	OM 651.955

Engine	Information	S10	T10	T20 - T23	T22 - T25
All engines	+PTO		7.6324		
All engines	parking and/or neutral		7.6339		
All engines	no specific info conc. application available			7.1215	T20
All engines	no specific info conc. application available, SA U58			7.1252	T20
All engines	Qty 2				7.1222 T22
All engines					7.1222 T25

				ENGINE
211 CDI	Diesel	80	06/06-12/09	OM 646.985

Engine	Information	S10	T10	T20 - T23	T22 - T25
All engines	SA U58			7.1252	T20
All engines				7.1260	T20
All engines	Qty 2				7.1222 T22

				ENGINE
211 CDI	Diesel	84	04/16->	OM 651.955

Engine	Information	S10	T10	T20 - T23	T22 - T25
All engines	+ESP, SA BB9			7.1215	T20
All engines				7.1252	T20
					7.1222 T22

				ENGINE
213 CDI	Diesel	95	06/06->	OM 646.986, OM 651.955, OM 651.956, OM 651.957

Engine	Information	S10	T10	T20 - T23	T22 - T25
Eng. OM 651.955, OM 651.956	+PTO		7.6324		
Eng. OM 651.955, OM 651.956	parking and/or neutral		7.6339		
Eng. OM 651.955, OM 651.956	-ESP			7.1215	T20
All engines	+ESP, SA U58			7.1252	T20
Eng. OM 646.986				7.1260	T20
Eng. OM 646.986, OM 651.955, OM 651.956	Qty 2				7.1222 T22
Eng. OM 651.955, OM 651.956, OM 651.957					7.1222 T25

				ENGINE
214 CDI	Diesel	105	04/16->	OM 651.955

Engine	Information	S10	T10	T20 - T23	T22 - T25
All engines	+ESP, SA BB9			7.1215	T20
All engines				7.1252	T20
					7.1222 T22

				ENGINE
215 CDI	Diesel	110	06/06-12/09	OM 646.986, OM 646.989, OM 646.990

Engine	Information	S10	T10	T20 - T23	T22 - T25
All engines	SA U58			7.1252	T20
All engines				7.1260	T20
All engines	Qty 2				7.1222 T22

				ENGINE
216	Petrol	115	09/08->	M 271.951





Engine	Information	S10	T10	T20 - T23	T22 - T25
All engines	+PTO		7.6324		
All engines	parking and/or neutral		7.6339		
All engines	SA U58			7.1252	T20
All engines					7.1222 T25

				ENGINE
216 CDI	Diesel	120	06/06->	OM 651.955, OM 651.957

Engine	Information	S10	T10	T20 - T23	T22 - T25
All engines	+PTO		7.6324		
All engines	parking and/or neutral		7.6339		
All engines	-ESP			7.1215	T20

S10	OIL PRESSURE WARNING LIGHT SWITCH	T10	REVERSING LIGHT SWITCH	T20	BRAKE LIGHT SWITCH
T22	SWITCH CLUTCH CONTROL (CRUISE CONTROL)	T23	SWITCH BRAKE ACTUATION (ENGINE TIMING)	T25	SWITCH CLUTCH CONTROL (ENGINE CONTROL)

FUNCTIONS ON THE VEHICLE

Vehicle	alim.	kW	Date	Engine	 S10	 T10	 T20 - T23	 T22 - T25
ENGINE								
216 CDI	Diesel	120	06/06->	OM 651.955, OM 651.957				
Engine	Information			S10	T10	T20 - T23	T22 - T25	
All engines	+ESP, SA U58					7.1252 T20		
All engines							7.1222	T22, T25
ENGINE								
218 CDI	Diesel	135	06/06-12/09	OM 642.896, OM 642.992, OM 642.993				
Engine	Information			S10	T10	T20 - T23	T22 - T25	
All engines	SA U58					7.1252 T20		
Eng. OM 642.896, OM 642.992						7.1260 T20		
All engines	Qty 2						7.1222	T22
ENGINE								
219 CDI / BlueTEC	Diesel	140	03/09->	OM 642.896, OM 642.992				
Engine	Information			S10	T10	T20 - T23	T22 - T25	
All engines	+PTO				7.6324			
All engines	parking and/or neutral				7.6339			
All engines	SA U58					7.1252 T20		
All engines							7.1222	T25
ENGINE								
224	Petrol	190	06/06->	M 272.979				
Engine	Information			S10	T10	T20 - T23	T22 - T25	
All engines	+PTO				7.6324			
All engines	parking and/or neutral				7.6339			
All engines	SA U58					7.1252 T20		
All engines						7.1260 T20		
All engines	Qty 2						7.1222	T22
ENGINE								
309 CDI	Diesel	65	06/06-12/09	OM 646.984				
Engine	Information			S10	T10	T20 - T23	T22 - T25	
All engines	SA U58					7.1252 T20		
All engines						7.1260 T20		
All engines	Qty 2						7.1222	T22
ENGINE								
310 CDI	Diesel	70	03/09->	OM 651.955, OM 651.956				
Engine	Information			S10	T10	T20 - T23	T22 - T25	
Eng. OM 651.955	+PTO				7.6324			
Eng. OM 651.955	parking and/or neutral				7.6339			
All engines	SA BB9/BW2/BW3+WJ9					7.1215 T20		
All engines	SA U58					7.1252 T20		
All engines							7.1222	T22
Eng. OM 651.955							7.1222	T25
ENGINE								
311 CDI	Diesel	80	06/06->	OM 646.701, OM 646.985				
Engine	Information			S10	T10	T20 - T23	T22 - T25	
Eng. OM 646.701						7.1215 T23		
Eng. OM 646.985	SA U58					7.1252 T20		
All engines						7.1260 T20		
All engines	Qty 2						7.1222	T22
ENGINE								
311 CDI	Diesel	84	05/16->	OM 651.955				
Engine	Information			S10	T10	T20 - T23	T22 - T25	
All engines	+ESP, SA BB9					7.1215 T20		
All engines						7.1252 T20	7.1222	T22
ENGINE								
311 CDI 4x4	Diesel	80	02/08-12/09	OM 646.985				
Engine	Information			S10	T10	T20 - T23	T22 - T25	
All engines	+ESP					7.1215 T20		
All engines	-ESP, SA U58					7.1252 T20		
All engines						7.1260 T20		
All engines	Qty 2						7.1222	T22

S10	OIL PRESSURE WARNING LIGHT SWITCH	T10	REVERSING LIGHT SWITCH	T20	BRAKE LIGHT SWITCH
T22	SWITCH CLUTCH CONTROL (CRUISE CONTROL)	T23	SWITCH BRAKE ACTUATION (ENGINE TIMING)	T25	SWITCH CLUTCH CONTROL (ENGINE CONTROL)

FUNCTIONS ON THE VEHICLE

Vehicle	alim.	kW	Date	Engine	 S10	 T10	 T20 - T23	 T22 - T25
---------	-------	----	------	--------	---	---	--	---

ENGINE				
313 CDI	Diesel	95	06/06->	OM 646.986, OM 651.955, OM 651.956

Engine	Information	S10	T10	T20 - T23	T22 - T25
Eng. OM 651.955, OM 651.956	+PTO		7.6324		
Eng. OM 651.955, OM 651.956	parking and/or neutral		7.6339		
All engines	SA U58			7.1252 T20	
Eng. OM 646.986				7.1260 T20	
Eng. OM 646.986	Qty 2				7.1222 T22
Eng. OM 651.955, OM 651.956					7.1222 T25

ENGINE				
313 CDI 4x4	Diesel	95	06/06->	OM 651.955, OM 651.956, OM 651.957

Engine	Information	S10	T10	T20 - T23	T22 - T25
Eng. OM 651.955, OM 651.956	+PTO		7.6324		
Eng. OM 651.955, OM 651.956	parking and/or neutral		7.6339		
Eng. OM 651.955, OM 651.956	SA BB9			7.1215 T20	
All engines	-SA BB9, SA U58			7.1252 T20	
Eng. OM 651.955, OM 651.956					7.1222 T22
All engines					7.1222 T25

ENGINE				
314 CDI	Diesel	105	05/16->	OM 651.955

Engine	Information	S10	T10	T20 - T23	T22 - T25
All engines	+ESP, SA BB9			7.1215 T20	
All engines				7.1252 T20	7.1222 T22

ENGINE				
314 CDI 4x4	Diesel	105	05/16->	OM 651.955

Engine	Information	S10	T10	T20 - T23	T22 - T25
All engines	+ESP, -ESP, SA BB9			7.1215 T20	
All engines				7.1252 T20	7.1222 T22

ENGINE				
315 CDI	Diesel	110	06/06-12/09	OM 646.986, OM 646.989, OM 646.990

Engine	Information	S10	T10	T20 - T23	T22 - T25
All engines	SA U58			7.1252 T20	
All engines				7.1260 T20	
Eng. OM 646.989, OM 646.990	Qty 2				7.1222 T22

ENGINE				
315 CDI 4x4	Diesel	110	02/08-12/09	OM 646.986, OM 646.989, OM 646.990

Engine	Information	S10	T10	T20 - T23	T22 - T25
All engines	SA U58			7.1252 T20	
All engines				7.1260 T20	
Eng. OM 646.989, OM 646.990	Qty 2				7.1222 T22

ENGINE				
316	Petrol	115	09/08->	M 271.951

Engine	Information	S10	T10	T20 - T23	T22 - T25
All engines	+PTO		7.6324		
All engines	parking and/or neutral		7.6339		
All engines	SA BB9			7.1215 T20	
All engines	-SA BB9, SA U58			7.1252 T20	
All engines					7.1222 T25

ENGINE				
316 CDI	Diesel	120	03/09->	OM 651.955, OM 651.957

Engine	Information	S10	T10	T20 - T23	T22 - T25
All engines	+PTO		7.6324		
All engines	parking and/or neutral		7.6339		
All engines	-ESP, no specific info conc. application available			7.1215 T20	
All engines	+ESP, no specific info conc. application available, SA U58			7.1252 T20	
All engines	Qty 2				7.1222 T22
All engines					7.1222 T25

S10 OIL PRESSURE WARNING LIGHT SWITCH	T10 REVERSING LIGHT SWITCH	T20 BRAKE LIGHT SWITCH
T22 SWITCH CLUTCH CONTROL (CRUISE CONTROL)	T23 SWITCH BRAKE ACTUATION (ENGINE TIMING)	T25 SWITCH CLUTCH CONTROL (ENGINE CONTROL)

FUNCTIONS ON THE VEHICLE

Vehicle	alim.	kW	Date	Engine	 S10	 T10	 T20 - T23	 T22 - T25
---------	-------	----	------	--------	---	---	--	---

ENGINE				
316 CDI 4x4	Diesel	120	03/09->	OM 651.955, OM 651.957

Engine	Information	S10	T10	T20 - T23	T22 - T25
All engines	+PTO		7.6324		
All engines	parking and/or neutral		7.6339		
All engines	SA BB9			7.1215 T20	
All engines	-SA BB9, SA U58			7.1252 T20	
All engines					7.1222 T22, T25

ENGINE				
316 LGT	Petrol/ Petro- leum Gas (LPG)	115	09/08->	M 271.951

Engine	Information	S10	T10	T20 - T23	T22 - T25
All engines	+PTO		7.6324		
All engines	parking and/or neutral		7.6339		
All engines	SA BB9			7.1215 T20	
All engines	-SA BB9, SA U58			7.1252 T20	
All engines	Qty 2				7.1222 T22

ENGINE				
316 NGT	Petrol/ Natural Gas (CNG)	115	09/08->	271951NGT, M 271.951

Engine	Information	S10	T10	T20 - T23	T22 - T25
Eng. M 271.951	+PTO		7.6324		
Eng. M 271.951	parking and/or neutral		7.6339		
Eng. M 271.951	no specific info conc. application available			7.1215 T20	
All engines	no specific info conc. application available, SA U58			7.1252 T20	
Eng. M 271.951	Qty 2				7.1222 T22
Eng. 271951NGT					7.1222 T25

ENGINE				
318 CDI	Diesel	135	06/06-12/09	OM 642.896, OM 642.986, OM 642.992, OM 642.993

Engine	Information	S10	T10	T20 - T23	T22 - T25
Eng. OM 642.896, OM 642.992, OM 642.993	+PTO		7.6324		
Eng. OM 642.896, OM 642.992, OM 642.993	parking and/or neutral		7.6339		
All engines	SA U58			7.1252 T20	
All engines				7.1260 T20	
All engines	Qty 2				7.1222 T22

ENGINE				
318 CDI 4x4	Diesel	135	02/08-12/09	OM 642.896, OM 642.986, OM 642.992, OM 642.993

Engine	Information	S10	T10	T20 - T23	T22 - T25
Eng. OM 642.896, OM 642.992, OM 642.993	+PTO		7.6324		
Eng. OM 642.896, OM 642.992, OM 642.993	parking and/or neutral		7.6339		
All engines	SA U58			7.1252 T20	
All engines					7.1222 T25

ENGINE				
319 CDI / BlueTEC	Diesel	140	03/09->	OM 642.896, OM 642.898, OM 642.986, OM 642.992


Engine	Information	S10	T10	T20 - T23	T22 - T25
Eng. OM 642.896, OM 642.898, OM 642.992	+PTO		7.6324		
Eng. OM 642.896, OM 642.898, OM 642.992	parking and/or neutral		7.6339		
All engines	-ESP			7.1215 T20	
All engines	+ESP, SA U58			7.1252 T20	
All engines					7.1222 T22, T25

ENGINE				
319 CDI / BlueTEC 4x4	Diesel	140	03/09->	OM 642.896, OM 642.898, OM 642.986, OM 642.992

Engine	Information	S10	T10	T20 - T23	T22 - T25
Eng. OM 642.896, OM 642.898, OM 642.992	+PTO		7.6324		

S10	OIL PRESSURE WARNING LIGHT SWITCH	T10	REVERSING LIGHT SWITCH	T20	BRAKE LIGHT SWITCH
T22	SWITCH CLUTCH CONTROL (CRUISE CONTROL)	T23	SWITCH BRAKE ACTUATION (ENGINE TIMING)	T25	SWITCH CLUTCH CONTROL (ENGINE CONTROL)

FUNCTIONS ON THE VEHICLE

Vehicle	alim.	kW	Date	Engine	 S10	 T10	 T20 - T23	 T22 - T25
---------	-------	----	------	--------	---	---	--	---

ENGINE				
319 CDI / BlueTEC 4x4	Diesel	140	03/09->	OM 642.896, OM 642.898, OM 642.986, OM 642.992

Engine	Information	S10	T10	T20 - T23	T22 - T25
Eng. OM 642.896, OM 642.898, OM 642.992	parking and/or neutral		7.6339		
All engines	-ESP, SA BB9			7.1215 T20	
All engines	+ESP, -SA BB9, SA U58			7.1252 T20	
All engines					7.1222 T22

ENGINE				
324	Petrol	190	06/06-12/13	M 272.979

Engine	Information	S10	T10	T20 - T23	T22 - T25
All engines	+PTO		7.6324		
All engines	parking and/or neutral		7.6339		
All engines	SA U58			7.1252 T20	
All engines				7.1260 T20	
All engines	Qty 2				7.1222 T22

ENGINE				
411 CDI	Diesel	80	06/09->	OM 646.701, OM 646.985

Engine	Information	S10	T10	T20 - T23	T22 - T25
Eng. OM 646.985	+PTO		7.6324		
Eng. OM 646.985	parking and/or neutral		7.6339		
Eng. OM 646.985	SA BB9, SA BB9/BW5, SA BW2/WJ9, SA BW3/BW4			7.1215 T20	
Eng. OM 646.701				7.1215, 7.1260 T20, T23	
Eng. OM 646.985	-SA BB9, SA U58			7.1252 T20	
All engines					7.1222 T22

ENGINE				
413 CDI	Diesel	95	06/06->	OM 646.986, OM 651.955, OM 651.956

Engine	Information	S10	T10	T20 - T23	T22 - T25
Eng. OM 646.986	+PTO		7.6324		
Eng. OM 646.986	parking and/or neutral		7.6339		
Eng. OM 646.986	no specific info conc. application available			7.1215 T20	
All engines	no specific info conc. application available, SA U58			7.1252 T20	
Eng. OM 651.955, OM 651.956				7.1260 T20	
All engines	Qty 2				7.1222 T22

ENGINE				
414 CDI	Diesel	105	05/16->	OM 651.955

Engine	Information	S10	T10	T20 - T23	T22 - T25
All engines	+ESP, SA BB9			7.1215 T20	
All engines	SA U58			7.1252 T20	
All engines					7.1222 T22, T25

ENGINE				
415 CDI	Diesel	110	06/06-12/09	OM 646.986, OM 646.989, OM 646.990





Engine	Information	S10	T10	T20 - T23	T22 - T25
Eng. OM 646.989, OM 646.990	+PTO		7.6324		
Eng. OM 646.989, OM 646.990	parking and/or neutral		7.6339		
All engines	SA BB9			7.1215 T20	
All engines	-SA BB9, SA U58			7.1252 T20	
All engines					7.1222 T22

ENGINE				
416 CDI	Diesel	120	03/09->	OM 651.957



Engine	Information	S10	T10	T20 - T23	T22 - T25
All engines	+PTO		7.6324		
All engines	parking and/or neutral		7.6339		
All engines	SA U58			7.1252 T20	
All engines				7.1260 T20	7.1222 T25
All engines	Qty 2				7.1222 T22

S10 OIL PRESSURE WARNING LIGHT SWITCH	T10 REVERSING LIGHT SWITCH	T20 BRAKE LIGHT SWITCH
T22 SWITCH CLUTCH CONTROL (CRUISE CONTROL)	T23 SWITCH BRAKE ACTUATION (ENGINE TIMING)	T25 SWITCH CLUTCH CONTROL (ENGINE CONTROL)

FUNCTIONS ON THE VEHICLE

Vehicle	alim.	kW	Date	Engine	 S10	 T10	 T20 - T23	 T22 - T25
ENGINE								
418 CDI	Diesel	135	06/06-05/16	OM 642.896, OM 642.986, OM 642.992, OM 642.993				
Engine	Information				S10	T10	T20 - T23	T22 - T25
Eng. OM 642.896, OM 642.992, OM 642.993	+PTO					7.6324		
Eng. OM 642.896, OM 642.992, OM 642.993	parking and/or neutral					7.6339		
All engines	no specific info conc. application available, SA BB9						7.1215 T20	
All engines	no specific info conc. application available, -SA BB9, SA U58						7.1252 T20	
All engines	Qty 2							7.1222 T22
ENGINE								
419 CDI	Diesel	140	03/09->	OM 642.896, OM 642.898, OM 642.986, OM 642.992				
Engine	Information				S10	T10	T20 - T23	T22 - T25
Eng. OM 642.896, OM 642.898, OM 642.992	+PTO					7.6324		
Eng. OM 642.896, OM 642.898, OM 642.992	parking and/or neutral					7.6339		
All engines	SA U58						7.1252 T20	
All engines								7.1222 T25
ENGINE								
424	Petrol	190	06/06-12/13	M 272.979				
Engine	Information				S10	T10	T20 - T23	T22 - T25
All engines	+PTO					7.6324		
All engines	parking and/or neutral					7.6339		
All engines	SA U58						7.1252 T20	
All engines							7.1260 T20	
All engines	Qty 2							7.1222 T22
ENGINE								
509 CDI	Diesel	65	06/06-12/09	OM 646.984				
Engine	Information				S10	T10	T20 - T23	T22 - T25
All engines	SA U58						7.1252 T20	
All engines							7.1260 T20	
All engines	Qty 2							7.1222 T22
ENGINE								
510 CDI	Diesel	70	03/09->	OM 651.955				
Engine	Information				S10	T10	T20 - T23	T22 - T25
All engines	+PTO					7.6324		
All engines	parking and/or neutral					7.6339		
All engines	SA U58						7.1252 T20	
All engines	Qty 2							7.1222 T22
All engines								7.1222 T25
ENGINE								
511 CDI	Diesel	80	06/06-12/09	OM 646.985				
Engine	Information				S10	T10	T20 - T23	T22 - T25
All engines	SA U58						7.1252 T20	
All engines							7.1260 T20	
All engines	Qty 2							7.1222 T22
ENGINE								
511 CDI	Diesel	84	05/16->	OM 651.955				
Engine	Information				S10	T10	T20 - T23	T22 - T25
All engines	+ESP, SA BB9						7.1215 T20	
All engines	SA U58						7.1252 T20	
All engines								7.1222 T22, T25
ENGINE								
511 CDI 4x4	Diesel	80	06/06-12/09	OM 646.985				
Engine	Information				S10	T10	T20 - T23	T22 - T25
All engines	+PTO					7.6324		
All engines	parking and/or neutral					7.6339		
All engines	SA BB9						7.1215 T20	
All engines	-SA BB9, SA U58						7.1252 T20	
All engines								7.1222 T22

S10	OIL PRESSURE WARNING LIGHT SWITCH	T10	REVERSING LIGHT SWITCH	T20	BRAKE LIGHT SWITCH
T22	SWITCH CLUTCH CONTROL (CRUISE CONTROL)	T23	SWITCH BRAKE ACTUATION (ENGINE TIMING)	T25	SWITCH CLUTCH CONTROL (ENGINE CONTROL)

Vehicle	alim.	kW	Date	Engine	 S10	 T10	 T20 - T23	 T22 - T25
---------	-------	----	------	--------	---	---	--	---

ENGINE				
513 CDI	Diesel	95	06/06->	OM 646.986, OM 651.955, OM 651.956, OM 651.957

Engine	Information	S10	T10	T20 - T23	T22 - T25
Eng. OM 646.986, OM 651.955, OM 651.956	+PTO		7.6324		
Eng. OM 646.986, OM 651.955, OM 651.956	parking and/or neutral		7.6339		
Eng. OM 651.956	no specific info conc. application available			7.1215 T20	
All engines	no specific info conc. application available, SA U58			7.1252 T20	
Eng. OM 651.956	Qty 2				7.1222 T22
All engines					7.1222 T25

ENGINE				
513 CDI 4x4	Diesel	95	06/06->	OM 651.955, OM 651.956, OM 651.957

Engine	Information	S10	T10	T20 - T23	T22 - T25
Eng. OM 651.955, OM 651.956	+PTO		7.6324		
Eng. OM 651.955, OM 651.956	parking and/or neutral		7.6339		
All engines	SA BB9			7.1215 T20	
All engines	-SA BB9, SA U58			7.1252 T20	
All engines					7.1222 T22

ENGINE				
514 CDI	Diesel	105	05/16->	OM 651.955

Engine	Information	S10	T10	T20 - T23	T22 - T25
All engines	-SA BW5			7.1215 T20	
All engines	SA U58			7.1252 T20	
All engines					7.1222 T25

ENGINE				
514 CDI 4x4	Diesel	105	05/16->	OM 651.955

Engine	Information	S10	T10	T20 - T23	T22 - T25
All engines	+ESP, SA BB9			7.1215 T20	
All engines	SA U58			7.1252 T20	
All engines					7.1222 T22, T25

ENGINE				
515 CDI	Diesel	110	06/06-12/09	OM 646.986, OM 646.989, OM 646.990

Engine	Information	S10	T10	T20 - T23	T22 - T25
All engines	SA U58			7.1252 T20	
All engines	Qty 2				7.1222 T22

ENGINE				
515 CDI 4x4	Diesel	110	06/06-12/09	OM 646.986, OM 646.989, OM 646.990

Engine	Information	S10	T10	T20 - T23	T22 - T25
Eng. OM 646.989, OM 646.990	+PTO		7.6324		
Eng. OM 646.989, OM 646.990	parking and/or neutral		7.6339		
All engines	SA BB9			7.1215 T20	
All engines	-SA BB9, SA U58			7.1252 T20	
All engines					7.1222 T22

ENGINE				
516	Petrol	115	09/08->	M 271.951

Engine	Information	S10	T10	T20 - T23	T22 - T25
All engines	+PTO		7.6324		
All engines	parking and/or neutral		7.6339		
All engines	SA U58			7.1252 T20	
All engines					7.1222 T25

ENGINE				
516 CDI	Diesel	120	03/09->	OM 651.955, OM 651.957

Engine	Information	S10	T10	T20 - T23	T22 - T25
All engines	+PTO		7.6324		
All engines	parking and/or neutral		7.6339		
Eng. OM 651.957	no specific info conc. application available			7.1215 T20	
All engines	no specific info conc. application available, SA U58			7.1252 T20	
Eng. OM 651.957	Qty 2				7.1222 T22
All engines					7.1222 T25

S10 OIL PRESSURE WARNING LIGHT SWITCH	T10 REVERSING LIGHT SWITCH	T20 BRAKE LIGHT SWITCH
T22 SWITCH CLUTCH CONTROL (CRUISE CONTROL)	T23 SWITCH BRAKE ACTUATION (ENGINE TIMING)	T25 SWITCH CLUTCH CONTROL (ENGINE CONTROL)

FUNCTIONS ON THE VEHICLE

Vehicle	alim.	kW	Date	Engine	 S10	 T10	 T20 - T23	 T22 - T25
---------	-------	----	------	--------	---	---	--	---

ENGINE				
516 CDI 4x4	Diesel	120	06/06->	OM 651.955, OM 651.957

Engine	Information	S10	T10	T20 - T23	T22 - T25
All engines	+PTO		7.6324		
All engines	parking and/or neutral		7.6339		
All engines	+ESP, SA BB9			7.1215 T20	
All engines	-ESP, -SA BB9, SA U58			7.1252 T20	
All engines					7.1222 T22

ENGINE				
516 NGT	Petrol/ Natural Gas (CNG)	115	09/08->	271951NGT, M 271.951

Engine	Information	S10	T10	T20 - T23	T22 - T25
Eng. M 271.951	+PTO		7.6324		
Eng. M 271.951	parking and/or neutral		7.6339		
Eng. M 271.951	no specific info conc. application available			7.1215 T20	
All engines	no specific info conc. application available, SA U58			7.1252 T20	
Eng. M 271.951	Qty 2				7.1222 T22
Eng. 271951NGT					7.1222 T25

ENGINE				
518 CDI	Diesel	135	06/06-12/09	OM 642.896, OM 642.986, OM 642.992, OM 642.993

Engine	Information	S10	T10	T20 - T23	T22 - T25
All engines	SA U58			7.1252 T20	
All engines				7.1260 T20	
Eng. OM 642.896, OM 642.992, OM 642.993	Qty 2				7.1222 T22

ENGINE				
518 CDI 4x4	Diesel	135	06/06-12/09	OM 642.896, OM 642.986, OM 642.992, OM 642.993

Engine	Information	S10	T10	T20 - T23	T22 - T25
All engines			7.6339		7.1222 T22
All engines	SA BB9			7.1215 T20	
All engines	-SA BB9, SA U58			7.1252 T20	

ENGINE				
519 CDI / BlueTEC	Diesel	140	03/09->	OM 642.896, OM 642.898, OM 642.986, OM 642.992

Engine	Information	S10	T10	T20 - T23	T22 - T25
Eng. OM 642.896, OM 642.898, OM 642.992	+PTO		7.6324		
Eng. OM 642.896, OM 642.898, OM 642.992	parking and/or neutral		7.6339		
Eng. OM 642.896, OM 642.898, OM 642.992	no specific info conc. application available			7.1215 T20	
All engines	no specific info conc. application available, SA U58			7.1252 T20	
Eng. OM 642.896, OM 642.898, OM 642.992	Qty 2				7.1222 T22
All engines					7.1222 T25

ENGINE				
519 CDI / BlueTEC 4x4	Diesel	140	03/09->	OM 642.896, OM 642.898, OM 642.986, OM 642.992

Engine	Information	S10	T10	T20 - T23	T22 - T25
Eng. OM 642.896, OM 642.898, OM 642.992	+PTO		7.6324		
Eng. OM 642.896, OM 642.898, OM 642.992	parking and/or neutral		7.6339		
All engines	SA BB9			7.1215 T20	
All engines	-SA BB9, SA U58			7.1252 T20	
All engines					7.1222 T22

ENGINE				
524	Petrol	190	06/06-12/13	M 272.979

Engine	Information	S10	T10	T20 - T23	T22 - T25
All engines	+PTO		7.6324		
All engines	parking and/or neutral		7.6339		
All engines	SA U58			7.1252 T20	
All engines				7.1260 T20	
All engines	Qty 2				7.1222 T22

S10	OIL PRESSURE WARNING LIGHT SWITCH	T10	REVERSING LIGHT SWITCH	T20	BRAKE LIGHT SWITCH
T22	SWITCH CLUTCH CONTROL (CRUISE CONTROL)	T23	SWITCH BRAKE ACTUATION (ENGINE TIMING)	T25	SWITCH CLUTCH CONTROL (ENGINE CONTROL)

Vehicle	alim.	kW	Date	Engine	 S10	 T10	 T20 - T23	 T22 - T25
---------	-------	----	------	--------	---	---	--	---

SPRINTER SERIES

				ENGINE
Sprinter 213D CDI	Diesel	95	04/12->	OM 646.986

Engine	Information	S10	T10	T20 - T23	T22 - T25
All engines	-ESP			7.1215 T20	
All engines	+ESP			7.1252 T20	
All engines					7.1222 T22

				ENGINE
Sprinter 318D CDI	Diesel	140	03/09->	OM 642.896, OM 642.898, OM 642.992

Engine	Information	S10	T10	T20 - T23	T22 - T25
All engines	SA U58			7.1252 T20	

				ENGINE
Sprinter 411D CDI/ CDI BlueEFFICIENCY	Diesel	84	04/16->	OM 651.955

Engine	Information	S10	T10	T20 - T23	T22 - T25
All engines	+ESP, SA BB9			7.1215 T20	
All engines	SA U58			7.1252 T20	
All engines					7.1222 T22, T25

				ENGINE
Sprinter 414D CDI	Diesel	105	04/16->	OM 651.955

Engine	Information	S10	T10	T20 - T23	T22 - T25
All engines	SA U58			7.1252 T20	
All engines					7.1222 T25

				ENGINE
Sprinter 416D CDI	Diesel	120	11/13->	OM 651.957

Engine	Information	S10	T10	T20 - T23	T22 - T25
All engines	+ESP, SA BB9			7.1215 T20	
All engines				7.1252 T20	7.1222 T22

				ENGINE
Sprinter 516 NGT Supercharged	CNG	115	03/09->	271951NGT

Engine	Information	S10	T10	T20 - T23	T22 - T25
All engines	SA U58			7.1252 T20	

				ENGINE
Sprinter 516 Supercharged	Petrol	115	03/09->	M 271.951

Engine	Information	S10	T10	T20 - T23	T22 - T25
All engines	SA U58			7.1252 T20	
All engines					7.1222 T25

				ENGINE
Sprinter 519D CDI	Diesel	120	03/09->	OM 651.957

Engine	Information	S10	T10	T20 - T23	T22 - T25
All engines			7.6339		7.1222 T22
All engines	SA BB9			7.1215 T20	
All engines	-SA BB9, SA U58			7.1252 T20	

S-SERIES

				ENGINE
S250 CDI BlueEFFICIENCY	Diesel	150	01/11-07/13	OM 651.961

Engine	Information	S10	T10	T20 - T23	T22 - T25
All engines				7.1215 T20	


				ENGINE
S320	Petrol	165	02/99-08/02	M 112.944

Engine	Information	S10	T10	T20 - T23	T22 - T25
All engines				7.1206 T20	





				ENGINE
S350 BlueEFFICIENCY	Petrol	225	01/11-07/13	M 276.950

Engine	Information	S10	T10	T20 - T23	T22 - T25
All engines				7.1215 T20	

S10 OIL PRESSURE WARNING LIGHT SWITCH	T10 REVERSING LIGHT SWITCH	T20 BRAKE LIGHT SWITCH
T22 SWITCH CLUTCH CONTROL (CRUISE CONTROL)	T23 SWITCH BRAKE ACTUATION (ENGINE TIMING)	T25 SWITCH CLUTCH CONTROL (ENGINE CONTROL)

				FUNCTIONS ON THE VEHICLE				
Vehicle	alim.	kW	Date	Engine	 S10	 T10	 T20 - T23	 T22 - T25
ENGINE								
S350 CDI [ExtraEU]	Diesel	155	06/09-07/13	OM 642.930				
ENGINE								
Engine	Information				S10	T10	T20 - T23	T22 - T25
All engines							7.1215 T20	
ENGINE								
S350 CDI BlueTec	Diesel	190	06/10-07/13	OM 642.862, OM 642.868				
ENGINE								
Engine	Information				S10	T10	T20 - T23	T22 - T25
All engines							7.1215 T20	
ENGINE								
S350 CDI/CDi BlueEFFICIENCY	Diesel	173	06/09-07/13	OM 642.932				
ENGINE								
Engine	Information				S10	T10	T20 - T23	T22 - T25
All engines							7.1215 T20	
ENGINE								
S400 Maybach	Petrol	245	01/15->	M 276.824				
ENGINE								
Engine	Information				S10	T10	T20 - T23	T22 - T25
All engines							7.1215 T20	
ENGINE								
S430	Petrol	205	09/98-08/05	M 113.941				
ENGINE								
Engine	Information				S10	T10	T20 - T23	T22 - T25
All engines							7.1206 T20	
ENGINE								
S500 [ExtraEU]	Petrol	320	09/13->	M 278.929				
ENGINE								
Engine	Information				S10	T10	T20 - T23	T22 - T25
All engines							7.1215 T20	
ENGINE								
S500 -/SEL	Petrol	225	10/98-08/05	M 113.960				
ENGINE								
Engine	Information				S10	T10	T20 - T23	T22 - T25
All engines							7.1206 T20	
ENGINE								
S500 BlueEFFICIENCY	Petrol	320	01/11-07/13	M 278.932				
ENGINE								
Engine	Information				S10	T10	T20 - T23	T22 - T25
All engines							7.1215 T20	
ENGINE								
S550 BlueEFFICIENCY	Petrol	320	01/11-07/13	M 278.932				
ENGINE								
Engine	Information				S10	T10	T20 - T23	T22 - T25
All engines							7.1215 T20	
ENGINE								
S63 AMG	Petrol	400	10/10-07/13	M 157.980				
ENGINE								
Engine	Information				S10	T10	T20 - T23	T22 - T25
All engines							7.1215 T20	
ENGINE								
S65 AMG	Petrol	463	10/10-07/13	M 275.982				
ENGINE								
Engine	Information				S10	T10	T20 - T23	T22 - T25
All engines							7.1215 T20	
ENGINE								
T1								
ENGINE								
207 D 2.4	Diesel	53	06/82-01/90	OM 616.937, OM 616.939				
ENGINE								
Engine	Information				S10	T10	T20 - T23	T22 - T25
All engines					7.0074		7.1014 T20	
All engines	->ch. 941505					7.6128		
ENGINE								
208 D 2.3	Diesel	58	10/88-02/96	OM 601.940				
ENGINE								
Engine	Information				S10	T10	T20 - T23	T22 - T25
All engines					7.0098		7.1014 T20	
All engines	->ch. 941505					7.6128		
ENGINE								
208 D 2.3	Diesel	60	10/88-02/96	OM 601.940				
ENGINE								
Engine	Information				S10	T10	T20 - T23	T22 - T25
All engines					7.0098		7.1014 T20	
All engines	->ch. 941505					7.6128		





S10	OIL PRESSURE WARNING LIGHT SWITCH	T10	REVERSING LIGHT SWITCH	T20	BRAKE LIGHT SWITCH
T22	SWITCH CLUTCH CONTROL (CRUISE CONTROL)	T23	SWITCH BRAKE ACTUATION (ENGINE TIMING)	T25	SWITCH CLUTCH CONTROL (ENGINE CONTROL)

Vehicle	alim.	kW	Date	Engine	 S10	 T10	 T20 - T23	 T22 - T25
ENGINE								
209 D 2.9	Diesel	65	12/82-01/90	OM 617.913				
Engine	Information				S10	T10	T20 - T23	T22 - T25
All engines					7.0074		7.1014 T20	
All engines	->ch. 941505					7.6128		
ENGINE								
210 2.3	Petrol	70	04/77-02/96	M 102.942				
Engine	Information				S10	T10	T20 - T23	T22 - T25
All engines					7.0074		7.1014 T20	
All engines	->ch. 941505					7.6128		
ENGINE								
210 2.3	Petrol	77	05/89-02/96	M 102.945				
Engine	Information				S10	T10	T20 - T23	T22 - T25
All engines					7.0074		7.1014 T20	
All engines	->ch. 941505					7.6128		
ENGINE								
210 D 2.8	Diesel	70	10/88-02/96	OM 602.940				
Engine	Information				S10	T10	T20 - T23	T22 - T25
All engines					7.0098		7.1014 T20	
All engines	->ch. 941505					7.6128		
ENGINE								
210 D 2.8	Diesel	72	10/88-02/96	OM 602.940				
Engine	Information				S10	T10	T20 - T23	T22 - T25
All engines					7.0098		7.1014 T20	
All engines	->ch. 941505					7.6128		
ENGINE								
210 D 2.9	Diesel	70	11/88-02/96	OM 602.940				
Engine	Information				S10	T10	T20 - T23	T22 - T25
All engines					7.0098		7.1014 T20	
All engines	->ch. 941505					7.6128		
ENGINE								
307 D 2.4	Diesel	53	06/82-01/90	OM 616.939				
Engine	Information				S10	T10	T20 - T23	T22 - T25
All engines					7.0074		7.1014 T20	
All engines	->ch. 941505					7.6128		
ENGINE								
308 D 2.3	Diesel	58	11/88-02/96	OM 601.940				
Engine	Information				S10	T10	T20 - T23	T22 - T25
All engines					7.0098		7.1014 T20	
All engines	->ch. 941505					7.6128		
ENGINE								
308 D 2.3	Diesel	60	06/89-02/96	OM 601.940				
Engine	Information				S10	T10	T20 - T23	T22 - T25
All engines					7.0098		7.1014 T20	
All engines	->ch. 941505					7.6128		
ENGINE								
309 D 3.0	Diesel	65	10/82-01/90	OM 617.913				
Engine	Information				S10	T10	T20 - T23	T22 - T25
All engines					7.0074		7.1014 T20	
All engines	->ch. 941505					7.6128		
ENGINE								
310 2.3	Petrol	70	08/82-02/96	M 102.942				
Engine	Information				S10	T10	T20 - T23	T22 - T25
All engines					7.0074		7.1014 T20	
All engines	->ch. 941505					7.6128		
ENGINE								
310 2.3	Petrol	77	10/87-12/95	M 102.945				
Engine	Information				S10	T10	T20 - T23	T22 - T25
All engines					7.0074		7.1014 T20	
All engines	->ch. 941505					7.6128		





S10 OIL PRESSURE WARNING LIGHT SWITCH	T10 REVERSING LIGHT SWITCH	T20 BRAKE LIGHT SWITCH
T22 SWITCH CLUTCH CONTROL (CRUISE CONTROL)	T23 SWITCH BRAKE ACTUATION (ENGINE TIMING)	T25 SWITCH CLUTCH CONTROL (ENGINE CONTROL)

				FUNCTIONS ON THE VEHICLE				
Vehicle	alim.	kW	Date	Engine	 S10	 T10	 T20 - T23	 T22 - T25
				ENGINE				
310 D 2.9	Diesel	70	06/89-02/96	OM 602.940				
Engine	Information			S10	T10	T20 - T23	T22 - T25	
All engines				7.0098		7.1014 T20		
All engines	->ch. 941505				7.6128			
				ENGINE				
310 D 2.9	Diesel	72	06/89-02/96	OM 602.940				
Engine	Information			S10	T10	T20 - T23	T22 - T25	
All engines				7.0098		7.1014 T20		
All engines	->ch. 941505				7.6128			
				ENGINE				
407 D 2.4	Diesel	53	07/81-01/89	OM 616.913, OM 616.939				
Engine	Information			S10	T10	T20 - T23	T22 - T25	
All engines				7.0074		7.1014 T20		
All engines	->ch. 941505				7.6128			
				ENGINE				
408 D 2.3	Diesel	58	11/88-06/95	OM 601.940				
Engine	Information			S10	T10	T20 - T23	T22 - T25	
All engines				7.0098		7.1014 T20		
All engines	->ch. 941505				7.6128			
				ENGINE				
409 D 3.0	Diesel	65	04/82-01/89	OM 617.913				
Engine	Information			S10	T10	T20 - T23	T22 - T25	
All engines				7.0074		7.1014 T20		
All engines	->ch. 941505				7.6128			
				ENGINE				
410 2.3	Petrol	70	08/82-06/95	M 102.942				
Engine	Information			S10	T10	T20 - T23	T22 - T25	
All engines				7.0074		7.1014 T20		
All engines	->ch. 941505				7.6128			
				ENGINE				
410 2.3	Petrol	77	10/87-06/95	M 102.945				
Engine	Information			S10	T10	T20 - T23	T22 - T25	
All engines				7.0074		7.1014 T20		
All engines	->ch. 941505				7.6128			
				ENGINE				
410 D 2.9	Diesel	70	11/88-06/95	OM 602.940				
Engine	Information			S10	T10	T20 - T23	T22 - T25	
All engines				7.0098		7.1014 T20		
All engines	->ch. 941505				7.6128			
				T2/LN1				
				ENGINE				
609 D	Diesel	63	04/86-12/94	OM 364.919				
Engine	Information			S10	T10	T20 - T23	T22 - T25	
All engines					7.6324			
				ENGINE				
609 D	Diesel	66	04/86-12/94	OM 364.906				
Engine	Information			S10	T10	T20 - T23	T22 - T25	
All engines					7.6324			
				ENGINE				
609 DK	Diesel	63	04/86-12/94	OM 364.919				
Engine	Information			S10	T10	T20 - T23	T22 - T25	
All engines					7.6324			
				ENGINE				
609 DK	Diesel	66	04/86-12/94	OM 364.906				
Engine	Information			S10	T10	T20 - T23	T22 - T25	
All engines					7.6324			
				ENGINE				
709 D	Diesel	66	04/86-12/94	OM 364.906				
Engine	Information			S10	T10	T20 - T23	T22 - T25	
All engines	t.tnr. 712...				7.6324			

S10	OIL PRESSURE WARNING LIGHT SWITCH	T10	REVERSING LIGHT SWITCH	T20	BRAKE LIGHT SWITCH
T22	SWITCH CLUTCH CONTROL (CRUISE CONTROL)	T23	SWITCH BRAKE ACTUATION (ENGINE TIMING)	T25	SWITCH CLUTCH CONTROL (ENGINE CONTROL)





Vehicle	alim.	kW	Date	Engine	 S10	 T10	 T20 - T23	 T22 - T25
ENGINE								
709 DK	Diesel	66	04/86-12/94	OM 364.906				
ENGINE								
Engine	Information				S10	T10	T20 - T23	T22 - T25
All engines	t.tnr. 712...					7.6324		
ENGINE								
809 D	Diesel	66	04/86-12/94	OM 364.906				
ENGINE								
Engine	Information				S10	T10	T20 - T23	T22 - T25
All engines						7.6324		
ENGINE								
809 DK	Diesel	66	04/86-12/94	OM 364.906				
ENGINE								
Engine	Information				S10	T10	T20 - T23	T22 - T25
All engines						7.6324		
ENGINE								
811 D	Diesel	77	04/86-12/94	OM 364.958				
ENGINE								
Engine	Information				S10	T10	T20 - T23	T22 - T25
All engines						7.6324		
ENGINE								
811 DK	Diesel	77	04/86-12/94	OM 364.958				
ENGINE								
Engine	Information				S10	T10	T20 - T23	T22 - T25
All engines						7.6324		
T2-800-SERIES								
ENGINE								
809D	Diesel	63	08/96-12/11	OM 364.921				
ENGINE								
Engine	Information				S10	T10	T20 - T23	T22 - T25
All engines						7.6324		
ENGINE								
809D	Diesel	66	08/96-12/11	OM 364.906				
ENGINE								
Engine	Information				S10	T10	T20 - T23	T22 - T25
All engines						7.6324		
TRE VOLUMI II								
ENGINE								
200	Petrol	75	01/86-05/90	M 102.922				
ENGINE								
Engine	Information				S10	T10	T20 - T23	T22 - T25
All engines						7.6077	7.1088 T20	
ENGINE								
200	Petrol	77	01/86-10/92	M 102.922				
ENGINE								
Engine	Information				S10	T10	T20 - T23	T22 - T25
All engines						7.6077	7.1088 T20	
ENGINE								
200	Petrol	80	12/85-05/90	M 102.922				
ENGINE								
Engine	Information				S10	T10	T20 - T23	T22 - T25
All engines						7.6077	7.1088 T20	
ENGINE								
200 D	Diesel	53	12/84-08/89	OM 601.912				
ENGINE								
Engine	Information				S10	T10	T20 - T23	T22 - T25
All engines						7.6077	7.1088 T20	
ENGINE								
200 D	Diesel	55	08/89-06/93	OM 601.912				
ENGINE								
Engine	Information				S10	T10	T20 - T23	T22 - T25
All engines						7.6077	7.1088 T20	
ENGINE								
200 E	Petrol	100	10/92-06/93	M 111.940				
ENGINE								
Engine	Information				S10	T10	T20 - T23	T22 - T25
All engines	->ch. C 052915, J 024846					7.6077		
All engines	ch. C 052916, J 024847 ->					7.6165		
All engines							7.1088 T20	
ENGINE								
200 E	Petrol	87	09/88-08/92	M 102.963				
ENGINE								
Engine	Information				S10	T10	T20 - T23	T22 - T25
All engines						7.6077	7.1088 T20	

S10	OIL PRESSURE WARNING LIGHT SWITCH	T10	REVERSING LIGHT SWITCH	T20	BRAKE LIGHT SWITCH
T22	SWITCH CLUTCH CONTROL (CRUISE CONTROL)	T23	SWITCH BRAKE ACTUATION (ENGINE TIMING)	T25	SWITCH CLUTCH CONTROL (ENGINE CONTROL)

Vehicle	alim.	kW	Date	Engine	FUNCTIONS ON THE VEHICLE			
					 S10	 T10	 T20 - T23	 T22 - T25
ENGINE								
200 E	Petrol	90	09/88-12/89	M 102.963				
Engine Information								
All engines					S10	T10	T20 - T23	T22 - T25
						7.6077	7.1088	T20
ENGINE								
220 E	Petrol	110	10/92-06/93	M 111.960				
Engine Information								
All engines					S10	T10	T20 - T23	T22 - T25
All engines				->ch. C 052915, J 024846		7.6077		
All engines				ch. C 052915, J 024846 ->		7.6165		
All engines							7.1088	T20
ENGINE								
230 E	Petrol	100	01/85-06/93	M 102.982				
Engine Information								
All engines					S10	T10	T20 - T23	T22 - T25
						7.6077	7.1088	T20
ENGINE								
230 E	Petrol	97	12/84-03/92	M 102.982				
Engine Information								
All engines					S10	T10	T20 - T23	T22 - T25
						7.6077	7.1088	T20
ENGINE								
230 E Cat	Petrol	97	06/89-06/93	M 102.982				
Engine Information								
All engines					S10	T10	T20 - T23	T22 - T25
						7.6077	7.1088	T20
ENGINE								
250 D	Diesel	66	04/85-06/93	OM 602.912				
Engine Information								
All engines					S10	T10	T20 - T23	T22 - T25
						7.6077	7.1088	T20
ENGINE								
250 D	Diesel	69	01/89-06/93	OM 602.912				
Engine Information								
All engines					S10	T10	T20 - T23	T22 - T25
						7.6077	7.1088	T20
ENGINE								
250 Turbo-D	Diesel	93	09/88-06/93	OM 602.962				
Engine Information								
All engines					S10	T10	T20 - T23	T22 - T25
All engines				->ch. C 052915, J 024846		7.6077		
All engines				ch. C 052916, J 024847 ->		7.6165		
All engines							7.1088	T20
ENGINE								
260 E	Petrol	118	09/85-08/92	M 103.940				
Engine Information								
All engines					S10	T10	T20 - T23	T22 - T25
						7.6077	7.1088	T20
ENGINE								
260 E	Petrol	122	09/85-12/89	M 103.940				
Engine Information								
All engines					S10	T10	T20 - T23	T22 - T25
						7.6077	7.1088	T20
ENGINE								
260 E 4-matic	Petrol	118	09/86-08/92	M 103.943				
Engine Information								
All engines					S10	T10	T20 - T23	T22 - T25
						7.6077	7.1088	T20
ENGINE								
280 E	Petrol	145	10/92-06/93	M 104.942				
Engine Information								
All engines					S10	T10	T20 - T23	T22 - T25
All engines				->ch. C 052915, J 024846		7.6077		
All engines				ch. C 052916, J 024847 ->		7.6165		
All engines							7.1088	T20
ENGINE								
300 D	Diesel	80	12/84-08/89	OM 603.912				
Engine Information								
All engines					S10	T10	T20 - T23	T22 - T25
						7.6077	7.1088	T20

S10 OIL PRESSURE WARNING LIGHT SWITCH	T10 REVERSING LIGHT SWITCH	T20 BRAKE LIGHT SWITCH
T22 SWITCH CLUTCH CONTROL (CRUISE CONTROL)	T23 SWITCH BRAKE ACTUATION (ENGINE TIMING)	T25 SWITCH CLUTCH CONTROL (ENGINE CONTROL)

FUNCTIONS ON THE VEHICLE

Vehicle	alim.	kW	Date	Engine	 S10	 T10	 T20 - T23	 T22 - T25
ENGINE								
300 D	Diesel	81	06/90-06/93	OM 603.912				
ENGINE								
Engine	Information				S10	T10	T20 - T23	T22 - T25
All engines						7.6077	7.1088 T20	
300 D	Diesel	83	08/89-06/93	OM 603.912				
ENGINE								
Engine	Information				S10	T10	T20 - T23	T22 - T25
All engines						7.6077	7.1088 T20	
300 D 4-matic	Diesel	80	09/86-08/92	OM 603.913				
ENGINE								
Engine	Information				S10	T10	T20 - T23	T22 - T25
All engines						7.6077	7.1088 T20	
300 D 4-matic	Diesel	83	08/89-06/93	OM 603.913				
ENGINE								
Engine	Information				S10	T10	T20 - T23	T22 - T25
All engines						7.6077	7.1088 T20	
300 E	Petrol	132	08/85-08/92	M 103.983				
ENGINE								
Engine	Information				S10	T10	T20 - T23	T22 - T25
All engines						7.6077	7.1088 T20	
300 E 4-matic	Petrol	118	01/86-12/93	M 103.943				
ENGINE								
Engine	Information				S10	T10	T20 - T23	T22 - T25
All engines						7.6077	7.1088 T20	
300 E 4-matic	Petrol	132	09/86-06/93	M 103.985				
ENGINE								
Engine	Information				S10	T10	T20 - T23	T22 - T25
All engines						7.6077	7.1088 T20	
300 E 4-matic	Petrol	138	09/86-02/92	M 103.983				
ENGINE								
Engine	Information				S10	T10	T20 - T23	T22 - T25
All engines						7.6077	7.1088 T20	
300 E-24	Petrol	162	09/88-08/92	M 104.980				
ENGINE								
Engine	Information				S10	T10	T20 - T23	T22 - T25
All engines						7.6077	7.1088 T20	
300 E-24	Petrol	170	09/88-08/92	M 104.980				
ENGINE								
Engine	Information				S10	T10	T20 - T23	T22 - T25
All engines						7.6077	7.1088 T20	
300 Turbo-D	Diesel	108	09/88-06/93	OM 603.960				
ENGINE								
Engine	Information				S10	T10	T20 - T23	T22 - T25
All engines							7.1088 T20	
300 Turbo-D 4-matic	Diesel	108	01/88-06/93	OM 603.963				
ENGINE								
Engine	Information				S10	T10	T20 - T23	T22 - T25
All engines							7.1088 T20	
320 E	Petrol	162	10/92-06/93	M 104.992				
ENGINE								
Engine	Information				S10	T10	T20 - T23	T22 - T25
All engines	->ch. C 052915, J 024846					7.6077		
All engines	ch. C 052916, J 024847 ->					7.6165		
All engines							7.1088 T20	
400 E 4.2	Petrol	205	10/92-06/93	M 119.975				
ENGINE								
Engine	Information				S10	T10	T20 - T23	T22 - T25
All engines							7.1088 T20	

S10 OIL PRESSURE WARNING LIGHT SWITCH	T10 REVERSING LIGHT SWITCH	T20 BRAKE LIGHT SWITCH
T22 SWITCH CLUTCH CONTROL (CRUISE CONTROL)	T23 SWITCH BRAKE ACTUATION (ENGINE TIMING)	T25 SWITCH CLUTCH CONTROL (ENGINE CONTROL)

FUNCTIONS ON THE VEHICLE

Vehicle	alim.	kW	Date	Engine	 S10	 T10	 T20 - T23	 T22 - T25
---------	-------	----	------	--------	---	---	--	---

				ENGINE
500 E	Petrol	240	01/91-06/93	M 119.974

Engine	Information	S10	T10	T20 - T23	T22 - T25
All engines				7.1088 T20	

				ENGINE
500 E AMG 6.0	Petrol	275	01/92-06/93	M 119.974 (AMG 6.0)

Engine	Information	S10	T10	T20 - T23	T22 - T25
All engines				7.1088 T20	

VANEO

				ENGINE
1.6	Petrol	60	02/02-07/05	M 166.961

Engine	Information	S10	T10	T20 - T23	T22 - T25
All engines				7.1260 T20	7.1222 T22

				ENGINE
1.6	Petrol	75	02/02-07/05	M 166.961

Engine	Information	S10	T10	T20 - T23	T22 - T25
All engines				7.1260 T20	7.1222 T22

				ENGINE
1.7 CDI	Diesel	55	02/02-07/05	OM 668.914

Engine	Information	S10	T10	T20 - T23	T22 - T25
All engines				7.1260 T20	7.1222 T22

				ENGINE
1.7 CDI	Diesel	67	02/02-07/05	OM 668.914

Engine	Information	S10	T10	T20 - T23	T22 - T25
All engines				7.1260 T20	7.1222 T22

				ENGINE
1.9	Petrol	92	02/02-07/05	M 166.991

Engine	Information	S10	T10	T20 - T23	T22 - T25
All engines				7.1260 T20	7.1222 T22

VARIO

				ENGINE
512 D	Diesel	90	09/96-12/10	OM 602.984

Engine	Information	S10	T10	T20 - T23	T22 - T25
All engines		7.0098			

				ENGINE
612 D	Diesel	90	09/96-12/10	OM 602.984, OM 602.985

Engine	Information	S10	T10	T20 - T23	T22 - T25
All engines		7.0098			

				ENGINE
809 D	Diesel	63	02/92->	OM 364.921

Engine	Information	S10	T10	T20 - T23	T22 - T25
All engines			7.6324		

				ENGINE
809 DT	Diesel	66	04/86-02/01	OM 364.911

Engine	Information	S10	T10	T20 - T23	T22 - T25
All engines			7.6324		

				ENGINE
811 D	Diesel	85	04/86-02/01	OM 364.950, OM 364.952

Engine	Information	S10	T10	T20 - T23	T22 - T25
All engines			7.6324		

				ENGINE
812 D	Diesel	90	09/96-12/10	OM 602.984, OM 602.985

Engine	Information	S10	T10	T20 - T23	T22 - T25
All engines		7.0098			

				ENGINE
0 812	Diesel	90	09/96-12/10	OM 602.984, OM 602.985

Engine	Information	S10	T10	T20 - T23	T22 - T25
All engines		7.0098			

S10 OIL PRESSURE WARNING LIGHT SWITCH	T10 REVERSING LIGHT SWITCH	T20 BRAKE LIGHT SWITCH
T22 SWITCH CLUTCH CONTROL (CRUISE CONTROL)	T23 SWITCH BRAKE ACTUATION (ENGINE TIMING)	T25 SWITCH CLUTCH CONTROL (ENGINE CONTROL)

FUNCTIONS ON THE VEHICLE

Vehicle	alim.	kW	Date	Engine				
					S10	T10	T20 - T23	T22 - T25

VIANO				ENGINE
3.0	Petrol	140	09/03->	M 112.951

Engine	Information	S10	T10	T20 - T23	T22 - T25
All engines	+PTO, t.tnr. TSG360		7.6324		
All engines	parking and/or neutral, t.tnr. TSG360		7.6339		
All engines	01/09/04 ->, SA U58			7.1252 T20	
All engines	-> 01/08/04			7.1260 T20	
All engines	t.tnr. TSG360				7.1222 T22

VIANO				ENGINE
3.2	Petrol	160	09/03->	M 112.951

Engine	Information	S10	T10	T20 - T23	T22 - T25
All engines	+PTO, t.tnr. TSG360		7.6324		
All engines	parking and/or neutral, t.tnr. TSG360		7.6339		
All engines				7.1260 T20	
All engines	t.tnr. TSG360				7.1222 T22

VIANO				ENGINE
3.5	Petrol	190	09/07->	M 272.978

Engine	Information	S10	T10	T20 - T23	T22 - T25
All engines	+PTO, t.tnr. TSG360		7.6324		
All engines	parking and/or neutral, t.tnr. TSG360		7.6339		
All engines				7.1260 T20	
All engines	t.tnr. TSG360				7.1222 T22

VIANO				ENGINE
3.7	Petrol	165	06/04-07/07	M 112.976

Engine	Information	S10	T10	T20 - T23	T22 - T25
All engines				7.1260 T20	

VIANO				ENGINE
3.7	Petrol	170	06/04->	M 112.976

Engine	Information	S10	T10	T20 - T23	T22 - T25
All engines	+PTO, t.tnr. TSG360		7.6324		
All engines	parking and/or neutral, t.tnr. TSG360		7.6339		
All engines	01/10/04 ->, ch. 88736 ->, SA U58			7.1252 T20	
All engines	-> 01/09/04, ->ch. 88735			7.1260 T20	
All engines	t.tnr. TSG360				7.1222 T22

VIANO				ENGINE
CDI 2.0	Diesel	100	07/10->	OM 651.940

Engine	Information	S10	T10	T20 - T23	T22 - T25
All engines	+PTO, t.tnr. TSG360		7.6324		
All engines	parking and/or neutral, t.tnr. TSG360		7.6339		
All engines	SA U58			7.1252 T20	
All engines					7.1222 T22

VIANO				ENGINE
CDI 2.0	Diesel	80	09/03->	OM 646.982

Engine	Information	S10	T10	T20 - T23	T22 - T25
All engines			7.6253		7.1222 T22
All engines	01/09/04 ->, SA U58			7.1252 T20	
All engines	-> 01/08/04			7.1260 T20	

VIANO				ENGINE
CDI 2.0	Diesel	85	08/05->	OM 646.981, OM 646.982

Engine	Information	S10	T10	T20 - T23	T22 - T25
Eng. OM 646.982			7.6253		
Eng. OM 646.981	+PTO, t.tnr. TSG360		7.6324		
Eng. OM 646.981	parking and/or neutral, t.tnr. TSG360		7.6339		
All engines	SA U58			7.1252 T20	
All engines					7.1222 T22

VIANO				ENGINE
CDI 2.0 4-matic	Diesel	100	07/10->	OM 651.940

Engine	Information	S10	T10	T20 - T23	T22 - T25
All engines	+PTO, t.tnr. TSG360		7.6324		
All engines	parking and/or neutral, t.tnr. TSG360		7.6339		
All engines	SA U58			7.1252 T20	

S10 OIL PRESSURE WARNING LIGHT SWITCH	T10 REVERSING LIGHT SWITCH	T20 BRAKE LIGHT SWITCH
T22 SWITCH CLUTCH CONTROL (CRUISE CONTROL)	T23 SWITCH BRAKE ACTUATION (ENGINE TIMING)	T25 SWITCH CLUTCH CONTROL (ENGINE CONTROL)

				FUNCTIONS ON THE VEHICLE				
Vehicle	alim.	kW	Date	Engine	 S10	 T10	 T20 - T23	 T22 - T25
ENGINE								
CDI 2.0 4-matic	Diesel	100	07/10->	OM 651.940				
ENGINE								
Engine	Information				S10	T10	T20 - T23	T22 - T25
All engines								7.1222 T22
ENGINE								
CDI 2.0 4-matic	Diesel	80	07/05->	OM 646.982				
ENGINE								
Engine	Information				S10	T10	T20 - T23	T22 - T25
All engines						7.6253	7.1260 T20	7.1222 T22
ENGINE								
CDI 2.0 4-matic	Diesel	85	03/06->	OM 646.982				
ENGINE								
Engine	Information				S10	T10	T20 - T23	T22 - T25
All engines						7.6253		
All engines	SA U58						7.1252 T20	
ENGINE								
CDI 2.2	Diesel	110	09/03->	OM 646.980, OM 646.982				
ENGINE								
Engine	Information				S10	T10	T20 - T23	T22 - T25
All engines						7.6253		
All engines	01/09/04 ->, SA U58						7.1252 T20	
All engines	-> 01/08/04						7.1260 T20	
Eng. OM 646.982								7.1222 T22
ENGINE								
CDI 2.2	Diesel	120	07/10->	OM 651.940				
ENGINE								
Engine	Information				S10	T10	T20 - T23	T22 - T25
All engines	+PTO, t.tnr. TSG360					7.6324		
All engines	parking and/or neutral, t.tnr. TSG360					7.6339		
All engines	SA U58						7.1252 T20	
All engines								7.1222 T22
ENGINE								
CDI 2.2 4-matic	Diesel	110	07/05->	OM 646.982				
ENGINE								
Engine	Information				S10	T10	T20 - T23	T22 - T25
All engines						7.6253		7.1222 T22
All engines	SA U58						7.1252 T20	
ENGINE								
CDI 2.2 4-matic	Diesel	120	07/10->	OM 651.940				
ENGINE								
Engine	Information				S10	T10	T20 - T23	T22 - T25
All engines	+PTO, t.tnr. TSG360					7.6324		
All engines	parking and/or neutral, t.tnr. TSG360					7.6339		
All engines	SA U58						7.1252 T20	
All engines								7.1222 T22
ENGINE								
CDI 3.0	Diesel	150	03/06->	OM 642.990				
ENGINE								
Engine	Information				S10	T10	T20 - T23	T22 - T25
All engines						7.6253		7.1222 T22
All engines	SA U58						7.1252 T20	
ENGINE								
CDI 3.0	Diesel	165	07/10->	OM 642.890				
ENGINE								
Engine	Information				S10	T10	T20 - T23	T22 - T25
All engines	+PTO, t.tnr. TSG360					7.6324		
All engines	parking and/or neutral, t.tnr. TSG360					7.6339		
All engines	SA U58						7.1252 T20	
All engines								7.1222 T22
VITO I								
ENGINE								
108 CDI 2.2	Diesel	60	03/99-07/03	OM 611.980, OM 611A (60 KW CDI)				
ENGINE								
Engine	Information				S10	T10	T20 - T23	T22 - T25
Eng. OM 611A (60 KW CDI)					7.0060	7.6100		7.1222 T22
All engines							7.1260 T20	
ENGINE								
108 D 2.3	Diesel	58	02/96-07/03	OM 601.942				
ENGINE								
Engine	Information				S10	T10	T20 - T23	T22 - T25
All engines	->eng. 575367				7.0026			

S10	OIL PRESSURE WARNING LIGHT SWITCH	T10	REVERSING LIGHT SWITCH	T20	BRAKE LIGHT SWITCH
T22	SWITCH CLUTCH CONTROL (CRUISE CONTROL)	T23	SWITCH BRAKE ACTUATION (ENGINE TIMING)	T25	SWITCH CLUTCH CONTROL (ENGINE CONTROL)

Vehicle	alim.	kW	Date	Engine	 S10	 T10	 T20 - T23	 T22 - T25
---------	-------	----	------	--------	---	---	--	---

ENGINE				
108 D 2.3	Diesel	58	02/96-07/03	OM 601.942

Engine	Information	S10	T10	T20 - T23	T22 - T25
All engines		7.0060		7.1041 T20	

ENGINE				
110 CDI 2.2	Diesel	75	03/99-07/03	OM 611.980, OM 611LA (75 kW CDI)

Engine	Information	S10	T10	T20 - T23	T22 - T25
Eng. OM 611LA (75 kW CDI)		7.0060	7.6100		7.1222 T22
All engines				7.1260 T20	

ENGINE				
110 D 2.3	Diesel	72	03/97-07/03	OM 601.970

Engine	Information	S10	T10	T20 - T23	T22 - T25
All engines	->eng. 575367	7.0026			
All engines		7.0060		7.1041 T20	

ENGINE				
110 TD 2.3	Diesel	72	02/96-07/03	OM 601.970

Engine	Information	S10	T10	T20 - T23	T22 - T25
All engines		7.0026		7.1041 T20	

ENGINE				
112 CDI 2.2	Diesel	90	03/99-07/03	OM 611.980

Engine	Information	S10	T10	T20 - T23	T22 - T25
All engines		7.0060		7.1260 T20	7.1222 T22

ENGINE				
113 2.0	Petrol	95	02/96-07/03	M 111.948, M 111.950

Engine	Information	S10	T10	T20 - T23	T22 - T25
All engines		7.0026		7.1041 T20	
Eng. M 111.950					7.1222 T22

ENGINE				
114 2.3	Petrol	105	12/96-07/03	M 111.978

Engine	Information	S10	T10	T20 - T23	T22 - T25
All engines	->eng. 002723, 001223	7.0026			
All engines		7.0060		7.1041 T20	

VITO II

ENGINE				
109 CDI	Diesel	65	09/03->	OM 646.983

Engine	Information	S10	T10	T20 - T23	T22 - T25
All engines	01/09/04 ->, SA U58			7.1252 T20	
All engines	-> 01/08/04			7.1260 T20	
All engines					7.1222 T22

ENGINE				
109 CDI	Diesel	70	08/06->	OM 646.980, OM 646.981

Engine	Information	S10	T10	T20 - T23	T22 - T25
Eng. OM 646.980	+PTO, t.tnr. TSG360		7.6324		
Eng. OM 646.980	parking and/or neutral, t.tnr. TSG360		7.6339		
All engines	SA U58			7.1252 T20	
All engines					7.1222 T22

ENGINE				
109 CDI 4x4	Diesel	70	09/07->	OM 646.981

Engine	Information	S10	T10	T20 - T23	T22 - T25
All engines	SA U58			7.1252 T20	
All engines					7.1222 T22





ENGINE				
110 CDI	Diesel	70	09/10->	OM 651.940

Engine	Information	S10	T10	T20 - T23	T22 - T25
All engines	SA U58			7.1252 T20	
All engines					7.1222 T25

ENGINE				
111 CDI	Diesel	80	09/03->	OM 646.982

Engine	Information	S10	T10	T20 - T23	T22 - T25
All engines	01/09/04 ->, SA U58			7.1252 T20	
All engines	-> 01/08/04			7.1260 T20	

S10 OIL PRESSURE WARNING LIGHT SWITCH	T10 REVERSING LIGHT SWITCH	T20 BRAKE LIGHT SWITCH
T22 SWITCH CLUTCH CONTROL (CRUISE CONTROL)	T23 SWITCH BRAKE ACTUATION (ENGINE TIMING)	T25 SWITCH CLUTCH CONTROL (ENGINE CONTROL)

				FUNCTIONS ON THE VEHICLE				
Vehicle	alim.	kW	Date	Engine	 S10	 T10	 T20 - T23	 T22 - T25
ENGINE								
111 CDI	Diesel	80	09/03->	OM 646.982				
ENGINE								
Engine	Information				S10	T10	T20 - T23	T22 - T25
All engines								7.1222 T22
ENGINE								
111 CDI	Diesel	85	11/06->	OM 646.980, OM 646.981, OM 646.982				
ENGINE								
Engine	Information				S10	T10	T20 - T23	T22 - T25
Eng. OM 646.980, OM 646.981	+PTO, t.tnr. TSG360					7.6324		
Eng. OM 646.980, OM 646.981	parking and/or neutral, t.tnr. TSG360					7.6339		
All engines	SA U58						7.1252 T20	
All engines								7.1222 T22
ENGINE								
111 CDI 4x4	Diesel	80	09/07->	OM 646.982				
ENGINE								
Engine	Information				S10	T10	T20 - T23	T22 - T25
All engines	SA U58						7.1252 T20	
All engines								7.1222 T22
ENGINE								
113 CDI	Diesel	100	09/10->	OM 651.940				
ENGINE								
Engine	Information				S10	T10	T20 - T23	T22 - T25
All engines	SA U58						7.1252 T20	
All engines								7.1222 T25
ENGINE								
113 CDI 4x4	Diesel	100	09/10->	OM 651.940				
ENGINE								
Engine	Information				S10	T10	T20 - T23	T22 - T25
All engines	+PTO, t.tnr. TSG360					7.6324		
All engines	parking and/or neutral, t.tnr. TSG360					7.6339		
All engines	SA U58						7.1252 T20	
All engines								7.1222 T22
ENGINE								
115 CDI	Diesel	110	09/03->	OM 646.980, OM 646.982				
ENGINE								
Engine	Information				S10	T10	T20 - T23	T22 - T25
All engines	SA MA0						7.1215 T20	
All engines	01/09/04 ->, SA U58						7.1252 T20	
All engines	-> 01/08/04						7.1260 T20	
All engines								7.1222 T22
ENGINE								
115 CDI 4x4	Diesel	110	07/06->	OM 646.982				
ENGINE								
Engine	Information				S10	T10	T20 - T23	T22 - T25
All engines	SA U58						7.1252 T20	
All engines							7.1260 T20	7.1222 T22
ENGINE								
116 CDI	Diesel	120	09/10->	OM 651.940				
ENGINE								
Engine	Information				S10	T10	T20 - T23	T22 - T25
All engines	SA U58						7.1252 T20	
All engines								7.1222 T25
ENGINE								
116 CDI 4x4	Diesel	120	09/10->	OM 651.940				
ENGINE								
Engine	Information				S10	T10	T20 - T23	T22 - T25
All engines	+PTO, t.tnr. TSG360					7.6324		
All engines	parking and/or neutral, t.tnr. TSG360					7.6339		
All engines	SA U58						7.1252 T20	
All engines								7.1222 T22
ENGINE								
119	Petrol	140	09/03->	M 112.951				
ENGINE								
Engine	Information				S10	T10	T20 - T23	T22 - T25
All engines	+PTO, t.tnr. TSG360					7.6324		
All engines	parking and/or neutral, t.tnr. TSG360					7.6339		
All engines	01/09/04 ->, SA U58						7.1252 T20	
All engines	-> 01/08/04						7.1260 T20	
All engines	t.tnr. TSG360							7.1222 T22

S10 OIL PRESSURE WARNING LIGHT SWITCH	T10 REVERSING LIGHT SWITCH	T20 BRAKE LIGHT SWITCH
T22 SWITCH CLUTCH CONTROL (CRUISE CONTROL)	T23 SWITCH BRAKE ACTUATION (ENGINE TIMING)	T25 SWITCH CLUTCH CONTROL (ENGINE CONTROL)

Vehicle	alim.	kW	Date	Engine	 S10	 T10	 T20 - T23	 T22 - T25
---------	-------	----	------	--------	---	---	--	---

ENGINE				
120 CDI	Diesel	150	07/06->	OM 642.990

Engine	Information	S10	T10	T20 - T23	T22 - T25
All engines	+PTO, t.tnr. TSG360		7.6324		
All engines	parking and/or neutral, t.tnr. TSG360		7.6339		
All engines	SA U58			7.1252 T20	
All engines					7.1222 T22

ENGINE				
122	Petrol	160	09/03->	M 112.951

Engine	Information	S10	T10	T20 - T23	T22 - T25
All engines	+PTO, t.tnr. TSG360		7.6324		
All engines	parking and/or neutral, t.tnr. TSG360		7.6339		
All engines				7.1260 T20	
All engines	t.tnr. TSG360				7.1222 T22

ENGINE				
122 CDI	Diesel	165	09/10->	OM 642.890

Engine	Information	S10	T10	T20 - T23	T22 - T25
All engines	+PTO, t.tnr. TSG360		7.6324		
All engines	parking and/or neutral, t.tnr. TSG360		7.6339		
All engines	SA U58			7.1252 T20	
All engines					7.1222 T22

ENGINE				
123	Petrol	165	06/04-07/08	M 112.976

Engine	Information	S10	T10	T20 - T23	T22 - T25
All engines	+PTO, t.tnr. TSG360		7.6324		
All engines	parking and/or neutral, t.tnr. TSG360		7.6339		
All engines	01/09/04 ->, SA U58			7.1252 T20	
All engines	-> 01/08/04			7.1260 T20	
All engines	t.tnr. TSG360				7.1222 T22

ENGINE				
123	Petrol	170	06/04->	M 112.976

Engine	Information	S10	T10	T20 - T23	T22 - T25
All engines	+PTO, t.tnr. TSG360		7.6324		
All engines	parking and/or neutral, t.tnr. TSG360		7.6339		
All engines	01/09/04 ->, 01/10/04 ->, ch. 88736 ->, SA U58			7.1252 T20	
All engines	-> 01/08/04, -> 01/09/04, ->ch. 88735			7.1260 T20	
All engines	t.tnr. TSG360				7.1222 T22

ENGINE				
126	Petrol	190	09/07->	M 272.978

Engine	Information	S10	T10	T20 - T23	T22 - T25
All engines	SA U58			7.1252 T20	
All engines	t.tnr. TSG360				7.1222 T22

ENGINE				
E-CELL	Electric	60	03/12->	EM 780.994

Engine	Information	S10	T10	T20 - T23	T22 - T25
All engines				7.1215 T20	

ENGINE				
109 CDI / 109 BlueTEC	Diesel	65	10/14->	OM 622.951

Engine	Information	S10	T10	T20 - T23	T22 - T25
All engines			7.6245	7.1215 T20	7.1222 T22





ENGINE				
111 CDI / 111 BlueTEC	Diesel	84	10/14->	OM 622.951

Engine	Information	S10	T10	T20 - T23	T22 - T25
All engines			7.6245	7.1215 T20	7.1222 T22

ENGINE				
114 CDI / 114 BlueTEC	Diesel	100	10/14->	OM 651.950

Engine	Information	S10	T10	T20 - T23	T22 - T25
All engines				7.1215 T20	7.1222 T22

S10 OIL PRESSURE WARNING LIGHT SWITCH	T10 REVERSING LIGHT SWITCH	T20 BRAKE LIGHT SWITCH
T22 SWITCH CLUTCH CONTROL (CRUISE CONTROL)	T23 SWITCH BRAKE ACTUATION (ENGINE TIMING)	T25 SWITCH CLUTCH CONTROL (ENGINE CONTROL)

Vehicle	alim.	kW	Date	Engine	FUNCTIONS ON THE VEHICLE			
					 S10	 T10	 T20 - T23	 T22 - T25
114 CDI / 114 BlueTEC 4x4	Diesel	100	07/15->	OM 651.950				
ENGINE								
Engine					S10	T10	T20 - T23	T22 - T25
All engines							7.1215 T20	
114 CDI 4x4	Diesel	100	07/15->	OM 651.950				
ENGINE								
Engine					S10	T10	T20 - T23	T22 - T25
All engines							7.1215 T20	
116 CDI / 116 BlueTEC	Diesel	120	10/14->	OM 651.950				
ENGINE								
Engine					S10	T10	T20 - T23	T22 - T25
All engines							7.1215 T20	7.1222 T22
116 CDI / 116 BlueTEC 4x4	Diesel	120	07/15->	OM 651.950				
ENGINE								
Engine					S10	T10	T20 - T23	T22 - T25
All engines							7.1215 T20	
116 CDI 4x4	Diesel	120	07/15->	OM 651.950				
ENGINE								
Engine					S10	T10	T20 - T23	T22 - T25
All engines							7.1215 T20	
119 BlueTEC	Diesel	140	10/14->	OM 651.950				
ENGINE								
Engine					S10	T10	T20 - T23	T22 - T25
All engines							7.1215 T20	
119 CDI / 119 BlueTEC 4x4	Diesel	140	12/14->	OM 651.950				
ENGINE								
Engine					S10	T10	T20 - T23	T22 - T25
All engines							7.1215 T20	

S10	OIL PRESSURE WARNING LIGHT SWITCH	T10	REVERSING LIGHT SWITCH	T20	BRAKE LIGHT SWITCH
T22	SWITCH CLUTCH CONTROL (CRUISE CONTROL)	T23	SWITCH BRAKE ACTUATION (ENGINE TIMING)	T25	SWITCH CLUTCH CONTROL (ENGINE CONTROL)

The present application list is a brief version. For the detailed information about the possibility of installation on a specific vehicle, please refer to our web-catalogue <http://catalogo.facet.eu/>

FUNCTIONS ON THE VEHICLE

Vehicle	alim.	kW	Date	Engine	 S10	 T10	 T20 - T23	 T22 - T25
---------	-------	----	------	--------	---	---	--	---

EXPRESS

1.4	Petrol	76	03/03-05/05	ENGINE 14 K4F
-----	--------	----	-------------	------------------

Engine	Information	S10	T10	T20 - T23	T22 - T25
All engines	COL: brown, shape straight	7.0071			
All engines	shape conical	7.0091			
All engines	spanner size 22, thread M14x1.5		7.6099		
All engines	Conn. nr. 1			7.1175	T20

1.8	Petrol	86	03/03-05/05	ENGINE 18 K4F
-----	--------	----	-------------	------------------

Engine	Information	S10	T10	T20 - T23	T22 - T25
All engines	COL: brown, shape straight	7.0071			
All engines			7.6093		
All engines	Conn. nr. 1			7.1175	T20

160	Petrol	118	03/03-05/05	ENGINE 18 K4K
-----	--------	-----	-------------	------------------

Engine	Information	S10	T10	T20 - T23	T22 - T25
All engines	COL: brown, shape straight	7.0071			
All engines			7.6093		
All engines	Conn. nr. 1			7.1175	T20

2.0 TD	Diesel	74	03/03-05/05	ENGINE 20 T2N
--------	--------	----	-------------	------------------

Engine	Information	S10	T10	T20 - T23	T22 - T25
All engines	COL: brown, shape straight	7.0071			
All engines	shape conical	7.0091			
All engines			7.6093		
All engines	Conn. nr. 1, -cruise control			7.1175	T20

2.0 TD	Diesel	83	03/03-05/05	ENGINE 20 T2N
--------	--------	----	-------------	------------------

Engine	Information	S10	T10	T20 - T23	T22 - T25
All engines	COL: brown, shape straight	7.0071			
All engines	shape conical	7.0091			
All engines			7.6093		
All engines	Conn. nr. 1, -cruise control			7.1175	T20

MG TF

115	Petrol	85	03/02-12/09	ENGINE 16 K4F
-----	--------	----	-------------	------------------

Engine	Information	S10	T10	T20 - T23	T22 - T25
All engines			7.6093		
All engines	->ch. 514325			7.1050	T20

120	Petrol	88	03/02-12/09	ENGINE 18 K4F
-----	--------	----	-------------	------------------

Engine	Information	S10	T10	T20 - T23	T22 - T25
All engines	ch. 646502 ->, COL: brown, shape straight	7.0071			
All engines	->ch. 646201, shape conical	7.0091			
All engines	->ch. 514325			7.1050	T20

135	Petrol	100	03/02-12/09	ENGINE 18 K4F
-----	--------	-----	-------------	------------------





Engine	Information	S10	T10	T20 - T23	T22 - T25
All engines	ch. 646502 ->, COL: brown, shape straight	7.0071			
All engines	->ch. 646201, shape conical	7.0091			
All engines			7.6093		
All engines	->ch. 514325			7.1050	T20

160	Petrol	118	03/02-12/09	ENGINE 18 K4K
-----	--------	-----	-------------	------------------

Engine	Information	S10	T10	T20 - T23	T22 - T25
All engines	ch. 646502 ->, COL: brown, shape straight	7.0071			
All engines	->ch. 646201, shape conical	7.0091			
All engines			7.6093		
All engines	->ch. 514325			7.1050	T20

S10 OIL PRESSURE WARNING LIGHT SWITCH	T10 REVERSING LIGHT SWITCH	T20 BRAKE LIGHT SWITCH
T22 SWITCH CLUTCH CONTROL (CRUISE CONTROL)	T23 SWITCH BRAKE ACTUATION (ENGINE TIMING)	T25 SWITCH CLUTCH CONTROL (ENGINE CONTROL)

FUNCTIONS ON THE VEHICLE

Vehicle	alim.	kW	Date	Engine	 S10	 T10	 T20 - T23	 T22 - T25
---------	-------	----	------	--------	---	---	--	---

MG ZR

105	Petrol	76	06/01-04/05	ENGINE 14 K4F
-----	--------	----	-------------	------------------

Engine	Information	S10	T10	T20 - T23	T22 - T25
All engines	COL:brown, shape straight	7.0071			
All engines			7.6212		

120	Petrol	86	06/01-04/05	ENGINE 18 K4F
-----	--------	----	-------------	------------------

Engine	Information	S10	T10	T20 - T23	T22 - T25
All engines	COL:brown, shape straight	7.0071			
All engines	shape conical	7.0091			
All engines	+manual transmission		7.6093		

160	Petrol	118	06/01-04/05	ENGINE 18 K4K
-----	--------	-----	-------------	------------------

Engine	Information	S10	T10	T20 - T23	T22 - T25
All engines	COL:brown, shape straight	7.0071			
All engines			7.6093		
All engines	Conn. nr. 1			7.1175 T20	

2.0TD	Diesel	74	06/01-04/05	ENGINE 20 T2N
-------	--------	----	-------------	------------------

Engine	Information	S10	T10	T20 - T23	T22 - T25
All engines	shape conical	7.0091			
All engines			7.6093		
All engines	see connection type			7.1092, 7.1175 T20	

2.0TD	Diesel	83	12/02-04/05	ENGINE 20 T2N
-------	--------	----	-------------	------------------

Engine	Information	S10	T10	T20 - T23	T22 - T25
All engines	shape conical	7.0091			

MG ZS

1.6	Petrol	79	07/03-04/05	ENGINE 16 K4F
-----	--------	----	-------------	------------------

Engine	Information	S10	T10	T20 - T23	T22 - T25
All engines	COL:brown, shape straight	7.0071			
All engines	spanner size 22, thread M14x1.5		7.6099		

120	Petrol	86	07/01-10/05	ENGINE 18 K4F
-----	--------	----	-------------	------------------

Engine	Information	S10	T10	T20 - T23	T22 - T25
All engines	COL:brown, shape straight	7.0071			
All engines			7.6093		
All engines	+cruise control, Conn. nr. 1			7.1175 T20	

180	Petrol	130	07/01-10/05	ENGINE 25 K4F
-----	--------	-----	-------------	------------------

Engine	Information	S10	T10	T20 - T23	T22 - T25
All engines			7.6093		
All engines	+cruise control, Conn. nr. 1			7.1175 T20	

2.0TD	Diesel	74	01/04-10/05	ENGINE 20 T2N
-------	--------	----	-------------	------------------

Engine	Information	S10	T10	T20 - T23	T22 - T25
All engines	COL:brown, shape straight	7.0071			
All engines	shape conical	7.0091			
All engines			7.6093		
All engines	+cruise control, Conn. nr. 1			7.1175 T20	

2.0TD	Diesel	83	01/04-10/05	ENGINE 20 T2N
-------	--------	----	-------------	------------------

Engine	Information	S10	T10	T20 - T23	T22 - T25
All engines	COL:brown, shape straight	7.0071			
All engines	shape conical	7.0091			
All engines			7.6093		
All engines	+cruise control, Conn. nr. 1			7.1175 T20	

S10	OIL PRESSURE WARNING LIGHT SWITCH	T10	REVERSING LIGHT SWITCH	T20	BRAKE LIGHT SWITCH
T22	SWITCH CLUTCH CONTROL (CRUISE CONTROL)	T23	SWITCH BRAKE ACTUATION (ENGINE TIMING)	T25	SWITCH CLUTCH CONTROL (ENGINE CONTROL)

FUNCTIONS ON THE VEHICLE

Vehicle	alim.	kW	Date	Engine	 S10	 T10	 T20 - T23	 T22 - T25
---------	-------	----	------	--------	---	---	--	---

MG ZT

1.8 16V	Petrol	88	01/03-07/05	ENGINE 18 K4F
---------	--------	----	-------------	------------------

Engine	Information	S10	T10	T20 - T23	T22 - T25
All engines	COL:brown, shape straight	7.0071			
All engines			7.6073		

1.8 T 16V	Petrol	118	01/03-07/05	ENGINE 18 K4G
-----------	--------	-----	-------------	------------------

Engine	Information	S10	T10	T20 - T23	T22 - T25
All engines	COL:brown, shape straight	7.0071			
All engines			7.6073		

160	Petrol	118	06/01-07/05	ENGINE 25 K4F
-----	--------	-----	-------------	------------------

Engine	Information	S10	T10	T20 - T23	T22 - T25
All engines	COL:brown, shape straight	7.0071			
All engines			7.6073		

180	Petrol	130	02/04-10/05	ENGINE 25 K4F
-----	--------	-----	-------------	------------------

Engine	Information	S10	T10	T20 - T23	T22 - T25
All engines	COL:brown, shape straight	7.0071			

190	Petrol	140	06/01-07/05	ENGINE 25 K4F
-----	--------	-----	-------------	------------------

Engine	Information	S10	T10	T20 - T23	T22 - T25
All engines	COL:brown, shape straight	7.0071			
All engines			7.6073		

2.0 CDTi	Diesel	85	06/02-09/03	ENGINE 204D2
----------	--------	----	-------------	-----------------

Engine	Information	S10	T10	T20 - T23	T22 - T25
All engines		7.0071	7.6073		

2.0 CDTi	Diesel	96	11/02-07/05	ENGINE 204D2
----------	--------	----	-------------	-----------------

Engine	Information	S10	T10	T20 - T23	T22 - T25
All engines		7.0071	7.6073		

MG ZT-T

1.8 16V	Petrol	88	01/03-07/05	ENGINE 18 K4F
---------	--------	----	-------------	------------------

Engine	Information	S10	T10	T20 - T23	T22 - T25
All engines	COL:brown, shape straight	7.0071			
All engines			7.6073		

1.8 T 16V	Petrol	118	01/03-07/05	ENGINE 18 K4G
-----------	--------	-----	-------------	------------------

Engine	Information	S10	T10	T20 - T23	T22 - T25
All engines	COL:brown, shape straight	7.0071			
All engines			7.6073		

160	Petrol	118	10/01-07/05	ENGINE 25 K4F
-----	--------	-----	-------------	------------------

Engine	Information	S10	T10	T20 - T23	T22 - T25
All engines	COL:brown, shape straight	7.0071			
All engines			7.6073		

180	Petrol	130	02/04-10/05	ENGINE 25 K4F
-----	--------	-----	-------------	------------------

Engine	Information	S10	T10	T20 - T23	T22 - T25
All engines	COL:brown, shape straight	7.0071			

190	Petrol	140	10/01-07/05	ENGINE 25 K4F
-----	--------	-----	-------------	------------------

Engine	Information	S10	T10	T20 - T23	T22 - T25
All engines	COL:brown, shape straight	7.0071			
All engines			7.6073		

S10 OIL PRESSURE WARNING LIGHT SWITCH	T10 REVERSING LIGHT SWITCH	T20 BRAKE LIGHT SWITCH
T22 SWITCH CLUTCH CONTROL (CRUISE CONTROL)	T23 SWITCH BRAKE ACTUATION (ENGINE TIMING)	T25 SWITCH CLUTCH CONTROL (ENGINE CONTROL)

Vehicle	alim.	kW	Date	Engine	FUNCTIONS ON THE VEHICLE			
					S10	T10	T20 - T23	T22 - T25

				ENGINE
2.0 CDTi	Diesel	85	06/02-07/05	204D2

Engine	Information	S10	T10	T20 - T23	T22 - T25
All engines		7.0071	7.6073		

				ENGINE
2.0 CDTi	Diesel	96	11/02-07/05	204D2

Engine	Information	S10	T10	T20 - T23	T22 - T25
All engines		7.0071	7.6073		

				ENGINE
1.8 i VVC	Petrol	118	10/01-03/02	18 K4K

Engine	Information	S10	T10	T20 - T23	T22 - T25
All engines	ch. 646502 ->, COL:brown, shape straight	7.0071			
All engines	->ch. 646201, shape conical	7.0091			
All engines			7.6093		
All engines	->ch. 514325			7.1050	T20

				ENGINE
1.6	Petrol	82	02/00-03/02	16 K4F

Engine	Information	S10	T10	T20 - T23	T22 - T25
All engines			7.6093		
All engines	->ch. 514325			7.1050	T20

				ENGINE
1.8 i 16V	Petrol	88	03/95-03/02	18 K4F

Engine	Information	S10	T10	T20 - T23	T22 - T25
All engines	ch. 646502 ->, COL:brown, shape straight	7.0071			
All engines	->ch. 646201, shape conical	7.0091			
All engines			7.6093		
All engines	->ch. 514325			7.1050	T20

				ENGINE
1.8 i VVC	Petrol	107	03/95-03/02	18 K4K

Engine	Information	S10	T10	T20 - T23	T22 - T25
All engines	ch. 646502 ->, COL:brown, shape straight	7.0071			
All engines	->ch. 646201, shape conical	7.0091			
All engines			7.6093		
All engines	->ch. 514325			7.1050	T20

				ENGINE
ZS				
1.4	Petrol	77	08/01-12/05	14 K4F

Engine	Information	S10	T10	T20 - T23	T22 - T25
All engines	COL:brown, shape straight	7.0071			
All engines	spanner size 22, thread M14x1.5		7.6099		

S10	OIL PRESSURE WARNING LIGHT SWITCH	T10	REVERSING LIGHT SWITCH	T20	BRAKE LIGHT SWITCH
T22	SWITCH CLUTCH CONTROL (CRUISE CONTROL)	T23	SWITCH BRAKE ACTUATION (ENGINE TIMING)	T25	SWITCH CLUTCH CONTROL (ENGINE CONTROL)

Vehicle	alim.	kW	Date	Engine	 S10	 T10	 T20 - T23	 T22 - T25
---------	-------	----	------	--------	---	---	--	---

MINI I

Cooper	Petrol	85	06/01-11/07	ENGINE W10 B16 A
--------	--------	----	-------------	---------------------

Engine	Information	S10	T10	T20 - T23	T22 - T25
All engines			7.6099		7.1314 T25
All engines	spanner size 21, thread M12x1.5		7.6131		
All engines	COL:blue, Conn. nr. 4			7.1215 T20	
All engines	-> 31/03/07				7.1314 T22

Cooper S	Petrol	120	03/02-11/07	ENGINE W11 B16 A
----------	--------	-----	-------------	---------------------

Engine	Information	S10	T10	T20 - T23	T22 - T25
All engines	COL:blue, Conn. nr. 4			7.1215 T20	
All engines					7.1314 T22

Cooper S	Petrol	125	07/04-11/07	ENGINE W11 B16 A
----------	--------	-----	-------------	---------------------

Engine	Information	S10	T10	T20 - T23	T22 - T25
All engines	COL:blue, Conn. nr. 4			7.1215 T20	
All engines					7.1314 T22, T25

John Cooper Works	Petrol	155	07/04-11/07	ENGINE W11 B16 A
-------------------	--------	-----	-------------	---------------------

Engine	Information	S10	T10	T20 - T23	T22 - T25
All engines	COL:blue, Conn. nr. 4			7.1215 T20	
All engines					7.1314 T22

John Cooper Works	Petrol	160	03/06-09/06	ENGINE W11 B16 A
-------------------	--------	-----	-------------	---------------------

Engine	Information	S10	T10	T20 - T23	T22 - T25
All engines	COL:blue, Conn. nr. 4			7.1215 T20	
All engines					7.1314 T22

One	Petrol	55	04/03-09/06	ENGINE W10 B14 A
-----	--------	----	-------------	---------------------

Engine	Information	S10	T10	T20 - T23	T22 - T25
All engines			7.6099		
All engines	COL:blue, Conn. nr. 4			7.1215 T20	
All engines	-> 31/03/07				7.1314 T22

One	Petrol	66	06/01-11/07	ENGINE W11 B16 A
-----	--------	----	-------------	---------------------

Engine	Information	S10	T10	T20 - T23	T22 - T25
All engines			7.6099		
All engines	COL:blue, Conn. nr. 4			7.1215 T20	
All engines	-> 31/03/07				7.1314 T22

One D	Diesel	55	06/03-09/06	ENGINE 1ND
-------	--------	----	-------------	---------------

Engine	Information	S10	T10	T20 - T23	T22 - T25
All engines		7.0114			7.1314 T22
All engines	COL:blue, Conn. nr. 4			7.1215 T20	

One D	Diesel	65	06/03-09/06	ENGINE 1ND, 1ND-TV
-------	--------	----	-------------	-----------------------

Engine	Information	S10	T10	T20 - T23	T22 - T25
All engines		7.0114			
Eng. 1ND-TV			7.6073		
All engines	COL:blue, Conn. nr. 4			7.1215 T20	
Eng. 1ND-TV	-> 31/03/07				7.1314 T22

S Works	Petrol	149	11/03-06/05	ENGINE W11 B16 A
---------	--------	-----	-------------	---------------------




Engine	Information	S10	T10	T20 - T23	T22 - T25
All engines	COL:blue, Conn. nr. 4			7.1215 T20	
All engines					7.1314 T22

Works	Petrol	155	11/03-09/06	ENGINE W11 B16 A
-------	--------	-----	-------------	---------------------

Engine	Information	S10	T10	T20 - T23	T22 - T25
All engines	COL:blue, Conn. nr. 4			7.1215 T20	

S10 OIL PRESSURE WARNING LIGHT SWITCH	T10 REVERSING LIGHT SWITCH	T20 BRAKE LIGHT SWITCH
T22 SWITCH CLUTCH CONTROL (CRUISE CONTROL)	T23 SWITCH BRAKE ACTUATION (ENGINE TIMING)	T25 SWITCH CLUTCH CONTROL (ENGINE CONTROL)

FUNCTIONS ON THE VEHICLE

Vehicle	alim.	kW	Date	Engine	 S10	 T10	 T20 - T23	 T22 - T25
---------	-------	----	------	--------	---	---	--	---

ENGINE				
Works	Petrol	155	11/03-09/06	W11 B16 A

Engine	Information	S10	T10	T20 - T23	T22 - T25
All engines					7.1314 T22

MINI II

ENGINE				
Cooper	Diesel	88	03/09-06/15	N12 B16 BA

Engine	Information	S10	T10	T20 - T23	T22 - T25
All engines		7.0130	7.6131	7.1215 T20	7.1314 T22

ENGINE				
Cooper	Petrol	85	09/06-10/16	N12 B16 A, N16 B16 A

Engine	Information	S10	T10	T20 - T23	T22 - T25
Eng. N12 B16 A		7.0130			
All engines	spanner size 21, thread M12x1.5		7.6131		
All engines	COL:blue, Conn. nr. 4			7.1215 T20	
All engines					7.1314 T22
Eng. N16 B16 A					7.1314 T25

ENGINE				
Cooper	Petrol	88	10/06-10/16	N12 B16 A, N12 B16 BA, N16 B16 A

Engine	Information	S10	T10	T20 - T23	T22 - T25
Eng. N12 B16 A, N12 B16 BA		7.0130			
All engines	spanner size 21, thread M12x1.5		7.6131		
All engines	COL:blue, Conn. nr. 4			7.1215 T20	
All engines					7.1314 T22

ENGINE				
Cooper	Petrol	90	09/09-10/16	N12 B16 A, N16 B16 A

Engine	Information	S10	T10	T20 - T23	T22 - T25
Eng. N12 B16 A		7.0130			
All engines	spanner size 21, thread M12x1.5		7.6131		
All engines	COL:blue, Conn. nr. 4			7.1215 T20	
All engines					7.1314 T22
Eng. N16 B16 A					7.1314 T25

ENGINE				
Cooper ALL4	Petrol	85	07/13-09/16	N16 B16 A

Engine	Information	S10	T10	T20 - T23	T22 - T25
All engines	COL:blue, Conn. nr. 4			7.1215 T20	
All engines					7.1314 T22

ENGINE				
Cooper ALL4	Petrol	90	11/12-10/16	N16 B16 A, N18 B16 A

Engine	Information	S10	T10	T20 - T23	T22 - T25
Eng. N16 B16 A	spanner size 21, thread M12x1.5		7.6131		
All engines	COL:blue, Conn. nr. 4			7.1215 T20	
Eng. N16 B16 A					7.1314 T22

ENGINE				
Cooper D	Diesel	80	11/06-09/10	9HZ, 9HZ (DV6TED4)

Engine	Information	S10	T10	T20 - T23	T22 - T25
All engines		7.0130			
All engines	spanner size 21, thread M12x1.5		7.6131		
All engines	COL:blue, Conn. nr. 4			7.1215 T20	
Eng. 9HZ (DV6TED4)					7.1314 T22

ENGINE				
Cooper D	Diesel	82	05/09-10/16	N47 C16 A, N47 C20 A




Engine	Information	S10	T10	T20 - T23	T22 - T25
All engines	COL:brown, spanner size 24, switch press. 0.2/0.5 bar, thread M12x1.5	7.0071			
Eng. N47 C16 A	spanner size 21, thread M12x1.5		7.6131		
All engines	COL:blue, Conn. nr. 4			7.1215 T20	
Eng. N47 C16 A					7.1314 T22

ENGINE				
Cooper D ALL4	Diesel	82	01/10-09/16	N47 C16 A, N47 C20 A

Engine	Information	S10	T10	T20 - T23	T22 - T25
All engines	COL:brown, spanner size 24, switch press. 0.2/0.5 bar, thread M12x1.5	7.0071			

S10	OIL PRESSURE WARNING LIGHT SWITCH	T10	REVERSING LIGHT SWITCH	T20	BRAKE LIGHT SWITCH
T22	SWITCH CLUTCH CONTROL (CRUISE CONTROL)	T23	SWITCH BRAKE ACTUATION (ENGINE TIMING)	T25	SWITCH CLUTCH CONTROL (ENGINE CONTROL)

FUNCTIONS ON THE VEHICLE

Vehicle	alim.	kW	Date	Engine	 S10	 T10	 T20 - T23	 T22 - T25
---------	-------	----	------	--------	---	---	--	---

ENGINE				
Cooper D ALL4	Diesel	82	01/10-09/16	N47 C16 A, N47 C20 A

Engine	Information	S10	T10	T20 - T23	T22 - T25
Eng. N47 C16 A	spanner size 21, thread M12x1.5		7.6131		
All engines	COL:blue, Conn. nr. 4			7.1215 T20	
Eng. N47 C16 A					7.1314 T22

ENGINE				
Cooper S	Petrol	120	10/07-10/16	N14 B16 A, N14 B16 AB, N18 B16 A

Engine	Information	S10	T10	T20 - T23	T22 - T25
Eng. N14 B16 A, N14 B16 AB		7.0130			
All engines	spanner size 21, thread M12x1.5		7.6131		
All engines	COL:blue, Conn. nr. 4			7.1215 T20	
All engines					7.1314 T22
Eng. N18 B16 A					7.1314 T25

ENGINE				
Cooper S	Petrol	128	10/06-07/10	N14 B16 A, N14 B16 AB

Engine	Information	S10	T10	T20 - T23	T22 - T25
All engines		7.0130			7.1314 T22, T25
All engines	spanner size 21, thread M12x1.5		7.6131		
All engines	COL:blue, Conn. nr. 4			7.1215 T20	

ENGINE				
Cooper S	Petrol	135	02/10-10/16	N18 B16 A

Engine	Information	S10	T10	T20 - T23	T22 - T25
All engines	spanner size 21, thread M12x1.5		7.6131		
All engines	COL:blue, Conn. nr. 4			7.1215 T20	
All engines					7.1314 T22, T25

ENGINE				
Cooper S	Petrol	140	04/12-10/16	N18 B16 A

Engine	Information	S10	T10	T20 - T23	T22 - T25
All engines	spanner size 21, thread M12x1.5		7.6131		
All engines	COL:blue, Conn. nr. 4			7.1215 T20	
All engines					7.1314 T22

ENGINE				
Cooper S	Petrol	141	04/08-07/10	N14 B16 A, N14 B16 AB

Engine	Information	S10	T10	T20 - T23	T22 - T25
All engines		7.0130			7.1314 T22
All engines	spanner size 21, thread M12x1.5		7.6131		
All engines	COL:blue, Conn. nr. 4			7.1215 T20	

ENGINE				
Cooper S	Petrol	147	02/10-10/16	N18 B16 A

Engine	Information	S10	T10	T20 - T23	T22 - T25
All engines	spanner size 21, thread M12x1.5		7.6131		
All engines	COL:blue, Conn. nr. 4			7.1215 T20	
All engines					7.1314 T22, T25

ENGINE				
Cooper S ALL4	Petrol	120	08/10-10/16	N18 B16 A

Engine	Information	S10	T10	T20 - T23	T22 - T25
All engines	spanner size 21, thread M12x1.5		7.6131		
All engines	COL:blue, Conn. nr. 4			7.1215 T20	
All engines					7.1314 T22, T25

ENGINE				
Cooper S ALL4	Petrol	135	08/10-10/16	N18 B16 A

Engine	Information	S10	T10	T20 - T23	T22 - T25
All engines	spanner size 21, thread M12x1.5		7.6131		
All engines	COL:blue, Conn. nr. 4			7.1215 T20	
All engines					7.1314 T22

S10 OIL PRESSURE WARNING LIGHT SWITCH	T10 REVERSING LIGHT SWITCH	T20 BRAKE LIGHT SWITCH
T22 SWITCH CLUTCH CONTROL (CRUISE CONTROL)	T23 SWITCH BRAKE ACTUATION (ENGINE TIMING)	T25 SWITCH CLUTCH CONTROL (ENGINE CONTROL)

FUNCTIONS ON THE VEHICLE

Vehicle	alim.	kW	Date	Engine	 S10	 T10	 T20 - T23	 T22 - T25
---------	-------	----	------	--------	---	---	--	---

ENGINE				
Cooper S ALL4	Petrol	140	03/12-10/16	N18 B16 A

Engine	Information	S10	T10	T20 - T23	T22 - T25
All engines	spanner size 21, thread M12x1.5		7.6131		
All engines	COL:blue, Conn. nr. 4			7.1215 T20	
All engines					7.1314 T22

ENGINE				
Cooper S JCW	Petrol	147	12/10-04/15	N18 B16 A

Engine	Information	S10	T10	T20 - T23	T22 - T25
All engines	spanner size 21, thread M12x1.5		7.6131		
All engines	COL:blue, Conn. nr. 4			7.1215 T20	
All engines					7.1314 T25

ENGINE				
Cooper S John Cooper Works	Petrol	141	11/06-02/10	N14 B16 A, N14 B16 AB, N14 B16 C

Engine	Information	S10	T10	T20 - T23	T22 - T25
All engines		7.0130			7.1314 T22
All engines	spanner size 21, thread M12x1.5		7.6131		
All engines	COL:blue, Conn. nr. 4			7.1215 T20	

ENGINE				
Cooper SD	Diesel	100	01/10-10/16	N47 C20 A

Engine	Information	S10	T10	T20 - T23	T22 - T25
All engines	COL:brown, spanner size 24, switch press. 0.2/0.5 bar, thread M12x1.5	7.0071			
All engines	spanner size 21, thread M12x1.5		7.6131		
All engines	COL:blue, Conn. nr. 4			7.1215 T20	
All engines					7.1314 T25

ENGINE				
Cooper SD	Diesel	105	06/09-10/16	N47 C20 A

Engine	Information	S10	T10	T20 - T23	T22 - T25
All engines	COL:brown, spanner size 24, switch press. 0.2/0.5 bar, thread M12x1.5	7.0071			
All engines	spanner size 21, thread M12x1.5		7.6131		
All engines	COL:blue, Conn. nr. 4			7.1215 T20	
All engines					7.1314 T22, T25

ENGINE				
Cooper SD ALL4	Diesel	100	01/10-09/16	N47 C20 A

Engine	Information	S10	T10	T20 - T23	T22 - T25
All engines	COL:brown, spanner size 24, switch press. 0.2/0.5 bar, thread M12x1.5	7.0071			
All engines	spanner size 21, thread M12x1.5		7.6131		
All engines	COL:blue, Conn. nr. 4			7.1215 T20	
All engines					7.1314 T22

ENGINE				
Cooper SD ALL4	Diesel	105	01/10-09/16	N47 C20 A

Engine	Information	S10	T10	T20 - T23	T22 - T25
All engines	COL:brown, spanner size 24, switch press. 0.2/0.5 bar, thread M12x1.5	7.0071			
All engines	spanner size 21, thread M12x1.5		7.6131		
All engines	COL:blue, Conn. nr. 4			7.1215 T20	
All engines					7.1314 T22

ENGINE				
John Cooper Works	Petrol	155	11/07-05/15	N14 B16 C, N18 B16 C

Engine	Information	S10	T10	T20 - T23	T22 - T25
Eng. N14 B16 C		7.0130			
All engines	spanner size 21, thread M12x1.5		7.6131		
All engines	COL:blue, Conn. nr. 4			7.1215 T20	
All engines					7.1314 T22

ENGINE				
John Cooper Works	Petrol	160	09/12-09/16	N18 B16 C

Engine	Information	S10	T10	T20 - T23	T22 - T25
All engines			7.6131		7.1314 T22
All engines	COL:blue, Conn. nr. 4			7.1215 T20	

S10 OIL PRESSURE WARNING LIGHT SWITCH	T10 REVERSING LIGHT SWITCH	T20 BRAKE LIGHT SWITCH
T22 SWITCH CLUTCH CONTROL (CRUISE CONTROL)	T23 SWITCH BRAKE ACTUATION (ENGINE TIMING)	T25 SWITCH CLUTCH CONTROL (ENGINE CONTROL)

FUNCTIONS ON THE VEHICLE

Vehicle	alim.	kW	Date	Engine	 S10	 T10	 T20 - T23	 T22 - T25
---------	-------	----	------	--------	---	---	--	---

ENGINE				
John Cooper Works ALL4	Petrol	160	04/11-10/16	N18 B16 C

Engine	Information	S10	T10	T20 - T23	T22 - T25
All engines	spanner size 21, thread M12x1.5		7.6131		
All engines	COL:blue, Conn. nr. 4			7.1215 T20	
All engines					7.1314 T22

ENGINE				
John Cooper Works GP	Petrol	160	09/12-11/13	N14 B16 C, N18 B16 C

Engine	Information	S10	T10	T20 - T23	T22 - T25
Eng. N14 B16 C		7.0130			
All engines	spanner size 21, thread M12x1.5		7.6131		
All engines	COL:blue, Conn. nr. 4			7.1215 T20	
All engines					7.1314 T22

ENGINE				
John Cooper Works ALL4	Petrol	160	11/12->	N18 B16 C

Engine	Information	S10	T10	T20 - T23	T22 - T25
All engines			7.6131	7.1215 T20	7.1314 T22

ENGINE				
One	Petrol	55	03/09-11/13	N12 B14 A, N16 B16 A

Engine	Information	S10	T10	T20 - T23	T22 - T25
Eng. N12 B14 A		7.0130			
All engines	spanner size 21, thread M12x1.5		7.6131		
All engines	COL:blue, Conn. nr. 4			7.1215 T20	
All engines					7.1314 T22

ENGINE				
One	Petrol	70	11/06-03/10	N12 B14 A

Engine	Information	S10	T10	T20 - T23	T22 - T25
All engines		7.0130			7.1314 T22
All engines	spanner size 21, thread M12x1.5		7.6131		
All engines	COL:blue, Conn. nr. 4			7.1215 T20	

ENGINE				
One	Petrol	72	09/09-09/16	N16 B16 A

Engine	Information	S10	T10	T20 - T23	T22 - T25
All engines	spanner size 21, thread M12x1.5		7.6131		
All engines	COL:blue, Conn. nr. 4			7.1215 T20	
All engines					7.1314 T22

ENGINE				
One D	Diesel	66	06/09-10/16	9HZ, 9HZ (DV6TED4), N47 C16 A

Engine	Information	S10	T10	T20 - T23	T22 - T25
Eng. N47 C16 A	COL:brown, spanner size 24, switch press. 0.2/0.5 bar, thread M12x1.5	7.0071			
Eng. 9HZ, 9HZ (DV6TED4)		7.0130			
All engines	spanner size 21, thread M12x1.5		7.6131		
All engines	COL:blue, Conn. nr. 4			7.1215 T20	
Eng. 9HZ (DV6TED4), N47 C16 A					7.1314 T22
Eng. N47 C16 A					7.1314 T25

ENGINE				
One LPG	Petrol/ Petro- leum Gas (LPG)	55	03/09-03/10	N12 B14 A

Engine	Information	S10	T10	T20 - T23	T22 - T25
All engines		7.0130			
All engines	spanner size 21, thread M12x1.5		7.6131		
All engines	COL:blue, Conn. nr. 4			7.1215 T20	

ENGINE				
Cooper	Petrol	100	09/13->	B36 A15 A, B38 A15 A

Engine	Information	S10	T10	T20 - T23	T22 - T25
All engines				7.1312 T20	7.1314 T22

S10 OIL PRESSURE WARNING LIGHT SWITCH	T10 REVERSING LIGHT SWITCH	T20 BRAKE LIGHT SWITCH
T22 SWITCH CLUTCH CONTROL (CRUISE CONTROL)	T23 SWITCH BRAKE ACTUATION (ENGINE TIMING)	T25 SWITCH CLUTCH CONTROL (ENGINE CONTROL)

				FUNCTIONS ON THE VEHICLE				
Vehicle	alim.	kW	Date	Engine	 S10	 T10	 T20 - T23	 T22 - T25
ENGINE								
Cooper ALL4	Petrol	100	10/16->	B38 A15 A				
ENGINE								
Engine	Information				S10	T10	T20 - T23	T22 - T25
All engines							7.1312 T20	7.1314 T22
ENGINE								
Cooper D	Diesel	100	12/14->	B47 C20 A, B47 C20 B				
ENGINE								
Engine	Information				S10	T10	T20 - T23	T22 - T25
All engines							7.1312 T20	7.1314 T22
ENGINE								
Cooper D	Diesel	110	12/14->	B47 C20 A, B47 C20 B				
ENGINE								
Engine	Information				S10	T10	T20 - T23	T22 - T25
All engines							7.1312 T20	7.1314 T22
ENGINE								
Cooper D	Diesel	85	10/13->	B37 C15 A				
ENGINE								
Engine	Information				S10	T10	T20 - T23	T22 - T25
All engines							7.1312 T20	7.1314 T22
ENGINE								
Cooper D ALL4	Diesel	100	10/16->	B47 C20 A				
ENGINE								
Engine	Information				S10	T10	T20 - T23	T22 - T25
All engines							7.1312 T20	7.1314 T22
ENGINE								
Cooper D ALL4	Diesel	110	10/16->	B47 C20 A				
ENGINE								
Engine	Information				S10	T10	T20 - T23	T22 - T25
All engines							7.1312 T20	7.1314 T22
ENGINE								
Cooper S	Petrol	120	09/13->	B46 A20 A, B48 A20 A				
ENGINE								
Engine	Information				S10	T10	T20 - T23	T22 - T25
All engines							7.1312 T20	7.1314 T22
ENGINE								
Cooper S	Petrol	141	09/13->	B46 A20 A, B48 A20 A				
ENGINE								
Engine	Information				S10	T10	T20 - T23	T22 - T25
All engines							7.1312 T20	7.1314 T22
ENGINE								
Cooper S ALL4	Petrol	120	04/15->	B46 A20 A, B48 A20 A				
ENGINE								
Engine	Information				S10	T10	T20 - T23	T22 - T25
All engines							7.1312 T20	7.1314 T22
ENGINE								
Cooper S ALL4	Petrol	141	04/15->	B46 A20 A, B48 A20 A				
ENGINE								
Engine	Information				S10	T10	T20 - T23	T22 - T25
All engines							7.1312 T20	7.1314 T22
ENGINE								
Cooper S JCW	Petrol	155	09/13->	B46 A20 A, B48 A20 A				
ENGINE								
Engine	Information				S10	T10	T20 - T23	T22 - T25
All engines							7.1312 T20	7.1314 T22
ENGINE								
Cooper S JCW ALL4	Petrol	155	11/14->	B48 A20 A				
ENGINE								
Engine	Information				S10	T10	T20 - T23	T22 - T25
All engines							7.1312 T20	7.1314 T22
ENGINE								
Cooper SD	Diesel	120	09/13->	B47 C20 A, B47 C20 B				
ENGINE								
Engine	Information				S10	T10	T20 - T23	T22 - T25
All engines							7.1312 T20	7.1314 T22
ENGINE								
Cooper SD	Diesel	125	09/13->	B47 C20 A, B47 C20 B				
ENGINE								
Engine	Information				S10	T10	T20 - T23	T22 - T25
All engines							7.1312 T20	7.1314 T22
ENGINE								
Cooper SD	Diesel	140	02/15->	B47 C20 A, B47 C20 B				
ENGINE								
Engine	Information				S10	T10	T20 - T23	T22 - T25
All engines							7.1312 T20	7.1314 T22

S10	OIL PRESSURE WARNING LIGHT SWITCH	T10	REVERSING LIGHT SWITCH	T20	BRAKE LIGHT SWITCH
T22	SWITCH CLUTCH CONTROL (CRUISE CONTROL)	T23	SWITCH BRAKE ACTUATION (ENGINE TIMING)	T25	SWITCH CLUTCH CONTROL (ENGINE CONTROL)

The present application list is a brief version. For the detailed information about the possibility of installation on a specific vehicle, please refer to our web-catalogue <http://catalogo.facet.eu/>

FUNCTIONS ON THE VEHICLE

Vehicle	alim.	kW	Date	Engine	 S10	 T10	 T20 - T23	 T22 - T25
---------	-------	----	------	--------	---	---	--	---

ENGINE					S10	T10	T20 - T23	T22 - T25
Cooper SD ALL4	Diesel	120	04/15->	B47 C20 A, B47 C20 B				
Engine	Information							
All engines						7.1312	T20	
ENGINE					S10	T10	T20 - T23	T22 - T25
Cooper SD ALL4	Diesel	140	04/15->	B47 C20 A, B47 C20 B				
Engine	Information							
All engines						7.1312	T20	
ENGINE					S10	T10	T20 - T23	T22 - T25
Cooper SE ALL4	Petrol/ Electro	100	01/17->	B38 A15 A				
Engine	Information							
All engines						7.1312	T20	
ENGINE					S10	T10	T20 - T23	T22 - T25
Cooper SE ALL4	Petrol/ Electro	165	01/17->	B38 A15 A				
Engine	Information							
All engines						7.1312	T20	
ENGINE					S10	T10	T20 - T23	T22 - T25
John Cooper Works	Petrol	170	03/15->	B48 A20 B				
Engine	Information							
All engines						7.1312	T20	7.1314 T22
ENGINE					S10	T10	T20 - T23	T22 - T25
John Cooper Works ALL4	Petrol	170	01/17->	B48 A20 B				
Engine	Information							
All engines						7.1312	T20	7.1314 T22
ENGINE					S10	T10	T20 - T23	T22 - T25
One	Petrol	75	04/14->	B38 A12 A, B38 A15 A				
Engine	Information							
All engines						7.1312	T20	7.1314 T22
ENGINE					S10	T10	T20 - T23	T22 - T25
One D	Diesel	70	02/14->	B37 C15 A				
Engine	Information							
All engines						7.1312	T20	7.1314 T22
ENGINE					S10	T10	T20 - T23	T22 - T25
One D	Diesel	85	02/15->	B37 C15 A				
Engine	Information							
All engines						7.1312	T20	7.1314 T22
ENGINE					S10	T10	T20 - T23	T22 - T25
One First	Petrol	55	06/14->	B38 A12 A, B38 A15 A				
Engine	Information							
All engines						7.1312	T20	7.1314 T22

S10 OIL PRESSURE WARNING LIGHT SWITCH	T10 REVERSING LIGHT SWITCH	T20 BRAKE LIGHT SWITCH
T22 SWITCH CLUTCH CONTROL (CRUISE CONTROL)	T23 SWITCH BRAKE ACTUATION (ENGINE TIMING)	T25 SWITCH CLUTCH CONTROL (ENGINE CONTROL)

FUNCTIONS ON THE VEHICLE

Vehicle	alim.	kW	Date	Engine	 S10	 T10	 T20 - T23	 T22 - T25
---------	-------	----	------	--------	---	---	--	---

3000 GT

				ENGINE
3.0 i 24V 4WD	Petrol	210	06/92-08/99	6G72 (DOHC 24V)

Engine	Information	S10	T10	T20 - T23	T22 - T25
All engines		7.0035	7.6084		
All engines	pole nr. 2			7.1017 T20	
All engines	pole nr. 4			7.1044 T20	

ASX

				ENGINE
1.6 Di	Diesel	0	06/10->	--

Engine	Information	S10	T10	T20 - T23	T22 - T25
All engines					7.1017 T22

				ENGINE
1.6 DI-D	Diesel	84	07/15->	9HD

Engine	Information	S10	T10	T20 - T23	T22 - T25
All engines		7.0130			7.1017 T22
All engines	Conn. nr. 2				7.1257 T25

				ENGINE
1.6 DI-D 4WD	Diesel	84	07/15->	9HD

Engine	Information	S10	T10	T20 - T23	T22 - T25
All engines		7.0130			7.1017 T22
All engines	Conn. nr. 2				7.1257 T25

				ENGINE
1.6 LPG	Petrol/ Petrol- leum Gas (LPG)	86	06/10->	4A92

Engine	Information	S10	T10	T20 - T23	T22 - T25
All engines		7.0187			7.1017 T22
All engines	spanner size 22MM, thread M14x1.5		7.6084		
All engines	Conn. nr. 4			7.1254 T20	
All engines	Conn. nr. 2				7.1257 T25

				ENGINE
1.6 MIVEC	Petrol	85	05/10->	4A92

Engine	Information	S10	T10	T20 - T23	T22 - T25
All engines		7.0187			7.1017 T22
All engines	spanner size 22MM, thread M14x1.5		7.6084		
All engines	Conn. nr. 4			7.1254 T20	
All engines	Conn. nr. 2				7.1257 T25

				ENGINE
1.6 MIVEC	Petrol	86	06/10->	4A92

Engine	Information	S10	T10	T20 - T23	T22 - T25
All engines		7.0187			
All engines	spanner size 22MM, thread M14x1.5		7.6084		
All engines	Conn. nr. 4			7.1254 T20	
All engines	no specific info conc. application available				7.1017 T22
All engines	no specific info conc. application available, NOT FOR:(C-DN), NOT MADE BY:(USA)				7.1257 T22

				ENGINE
1.8	Petrol	102	02/10->	4B10

Engine	Information	S10	T10	T20 - T23	T22 - T25
All engines		7.0187			
All engines	Conn. nr. 4			7.1254 T20	



				ENGINE
1.8 4WD	Petrol	102	02/10->	4B10

Engine	Information	S10	T10	T20 - T23	T22 - T25
All engines		7.0187			
All engines	-> 30/01/14			7.1254 T20	

				ENGINE
1.8 DI-D	Diesel	110	06/10->	4N13

Engine	Information	S10	T10	T20 - T23	T22 - T25
All engines		7.0187			
All engines	Conn. nr. 4			7.1254 T20	

S10	OIL PRESSURE WARNING LIGHT SWITCH	T10	REVERSING LIGHT SWITCH	T20	BRAKE LIGHT SWITCH
T22	SWITCH CLUTCH CONTROL (CRUISE CONTROL)	T23	SWITCH BRAKE ACTUATION (ENGINE TIMING)	T25	SWITCH CLUTCH CONTROL (ENGINE CONTROL)

Vehicle	alim.	kW	Date	Engine	 S10	 T10	 T20 - T23	 T22 - T25
---------	-------	----	------	--------	---	---	--	---

ENGINE				
1.8 DI-D	Diesel	110	06/10->	4N13

Engine	Information	S10	T10	T20 - T23	T22 - T25
All engines	no specific info conc. application available				7.1017, 7.1257 T22

ENGINE				
1.8 DI-D	Diesel	85	06/10->	4N13

Engine	Information	S10	T10	T20 - T23	T22 - T25
All engines		7.0187			7.1017 T22
All engines	Conn. nr. 4			7.1254 T20	
All engines	Conn. nr. 2				7.1257 T25

ENGINE				
1.8 DI-D 4WD	Diesel	110	06/10->	4N13

Engine	Information	S10	T10	T20 - T23	T22 - T25
All engines		7.0187			
All engines	Conn. nr. 4			7.1254 T20	
All engines	no specific info conc. application available				7.1017, 7.1257 T22
All engines	Conn. nr. 2				7.1257 T25

ENGINE				
1.8 DI-D 4WD	Diesel	85	06/10->	4N13

Engine	Information	S10	T10	T20 - T23	T22 - T25
All engines		7.0187			7.1017 T22
All engines	Conn. nr. 4			7.1254 T20	
All engines	Conn. nr. 2				7.1257 T25

ENGINE				
2.0 i	Petrol	110	06/10->	4B11

Engine	Information	S10	T10	T20 - T23	T22 - T25
All engines		7.0187	7.6319		7.1017 T22
All engines	Conn. nr. 4			7.1254 T20	

ENGINE				
2.0 i	Petrol	118	06/10->	4B11

Engine	Information	S10	T10	T20 - T23	T22 - T25
All engines		7.0187	7.6319		7.1017 T22
All engines	-> 30/01/14			7.1254 T20	

ENGINE				
2.0 i 4WD	Petrol	110	06/10->	4B11

Engine	Information	S10	T10	T20 - T23	T22 - T25
All engines		7.0187	7.6319		7.1017 T22
All engines	Conn. nr. 4			7.1254 T20	

ENGINE				
2.0 i 4WD	Petrol	112	01/10->	4B11

Engine	Information	S10	T10	T20 - T23	T22 - T25
All engines		7.0187	7.6319		7.1017 T22
All engines	-> 30/01/14			7.1254 T20	

ENGINE				
2.0 i 4WD	Petrol	114	01/10->	4B11

Engine	Information	S10	T10	T20 - T23	T22 - T25
All engines		7.0187	7.6319		7.1017 T22
All engines	-> 30/01/14			7.1254 T20	





ENGINE				
2.0 i 4WD	Petrol	118	06/10->	4B11

Engine	Information	S10	T10	T20 - T23	T22 - T25
All engines		7.0187	7.6319		7.1017 T22
All engines	-> 30/01/14			7.1254 T20	

ENGINE				
2.2 Di-D 4WD	Diesel	110	04/13->	4N14

Engine	Information	S10	T10	T20 - T23	T22 - T25
All engines		7.0187			
All engines	Conn. nr. 4			7.1254 T20	

S10 OIL PRESSURE WARNING LIGHT SWITCH	T10 REVERSING LIGHT SWITCH	T20 BRAKE LIGHT SWITCH
T22 SWITCH CLUTCH CONTROL (CRUISE CONTROL)	T23 SWITCH BRAKE ACTUATION (ENGINE TIMING)	T25 SWITCH CLUTCH CONTROL (ENGINE CONTROL)

				FUNCTIONS ON THE VEHICLE				
Vehicle	alim.	kW	Date	Engine	 S10	 T10	 T20 - T23	 T22 - T25

CARISMA

				ENGINE
1.3	Petrol	55	09/00-10/04	4G13S

Engine	Information	S10	T10	T20 - T23	T22 - T25
All engines			7.6096		
All engines	Conn. nr. 2			7.1075 T20	

				ENGINE
1.3 16V	Petrol	60	09/00-10/04	4G13 (16V), 4G13S

Engine	Information	S10	T10	T20 - T23	T22 - T25
All engines		7.0035	7.6096		
All engines	Conn. nr. 2			7.1075 T20	

				ENGINE
1.6	Petrol	66	07/95-06/06	4G92, 4G92 (SOHC 16V)

Engine	Information	S10	T10	T20 - T23	T22 - T25
All engines		7.0094	7.6096		
All engines	Conn. nr. 2			7.1075 T20	

				ENGINE
1.6	Petrol	70	12/98-06/06	4G92, 4G92 (SOHC 16V)

Engine	Information	S10	T10	T20 - T23	T22 - T25
All engines		7.0094	7.6096		
All engines	Conn. nr. 2			7.1075 T20	

				ENGINE
1.6	Petrol	73	05/97-06/06	4G92, 4G92 (SOHC 16V)

Engine	Information	S10	T10	T20 - T23	T22 - T25
All engines		7.0094	7.6096		
All engines	Conn. nr. 2			7.1075 T20	

				ENGINE
1.6	Petrol	76	09/00-06/06	4G92, 4G92 (SOHC 16V)

Engine	Information	S10	T10	T20 - T23	T22 - T25
All engines		7.0094	7.6096		
All engines	Conn. nr. 2			7.1075 T20	

				ENGINE
1.8	Petrol	85	07/95-09/97	4G93, 4G93 (SOHC 16V)

Engine	Information	S10	T10	T20 - T23	T22 - T25
Eng. 4G93 (SOHC 16V)	press. 0, 20 bar	7.0035			
All engines	press. 0, 40 bar	7.0094			
All engines			7.6096		
All engines	Conn. nr. 2, pole nr. 2			7.1075 T20	

				ENGINE
1.8 16V GDI	Petrol	92	09/97-06/06	4G93 (GDI)

Engine	Information	S10	T10	T20 - T23	T22 - T25
All engines		7.0094	7.6084		
All engines	pole nr. 2			7.1075 T20	

				ENGINE
1.8 GDI	Petrol	90	10/00-06/06	4G93 (GDI), 4G93DOHCB

Engine	Information	S10	T10	T20 - T23	T22 - T25
All engines		7.0094			
All engines	spanner size 22MM, thread M14x1.5		7.6084		
All engines	Conn. nr. 2, pole nr. 2			7.1075 T20	

				ENGINE
1.8 GDi	Petrol	92	08/97-10/04	4G93DOHCB

Engine	Information	S10	T10	T20 - T23	T22 - T25
All engines		7.0094			
All engines	spanner size 22MM, thread M14x1.5		7.6084		

				ENGINE
1.8 MSX - 16V	Petrol	103	07/95-07/97	4G93 (DOHC 16V), 4G93DOHC

Engine	Information	S10	T10	T20 - T23	T22 - T25
Eng. 4G93 (DOHC 16V)	press. 0, 20 bar	7.0035			
All engines	press. 0, 40 bar	7.0094			
Eng. 4G93DOHC	spanner size 22MM, thread M14x1.5		7.6084		
Eng. 4G93 (DOHC 16V)			7.6096		

S10	OIL PRESSURE WARNING LIGHT SWITCH	T10	REVERSING LIGHT SWITCH	T20	BRAKE LIGHT SWITCH
T22	SWITCH CLUTCH CONTROL (CRUISE CONTROL)	T23	SWITCH BRAKE ACTUATION (ENGINE TIMING)	T25	SWITCH CLUTCH CONTROL (ENGINE CONTROL)

Vehicle	alim.	kW	Date	Engine	 S10	 T10	 T20 - T23	 T22 - T25
---------	-------	----	------	--------	---	---	--	---

ENGINE				
1.8 MSX - 16V	Petrol	103	07/95-07/97	4G93 (DOHC 16V), 4G93DOHC

Engine	Information	S10	T10	T20 - T23	T22 - T25
All engines	Conn. nr. 2, pole nr. 2			7.1075 T20	

ENGINE				
1.9 DI-D	Diesel	75	09/00-06/06	F9Q, F9Q1

Engine	Information	S10	T10	T20 - T23	T22 - T25
All engines		7.0076	7.6036		
Eng. F9Q1					7.1044 T22

ENGINE				
1.9 DI-D	Diesel	85	09/00-06/06	F9Q, F9Q2

Engine	Information	S10	T10	T20 - T23	T22 - T25
All engines		7.0076	7.6036		
Eng. F9Q2					7.1044 T22

ENGINE				
1.9 TD	Diesel	66	10/96-09/00	F8QT

Engine	Information	S10	T10	T20 - T23	T22 - T25
All engines	ch. C030729 ->	7.0076			
All engines	->ch. C030728	7.0110			
All engines			7.6096		
All engines	Conn. nr. 2			7.1075 T20	

COLT II

ENGINE				
1.2 EL, GL	Petrol	40	02/84-09/86	4G16

Engine	Information	S10	T10	T20 - T23	T22 - T25
All engines		7.0035		7.1169 T20	

ENGINE				
1.2 EL, GL	Petrol	44	09/86-04/88	4G16

Engine	Information	S10	T10	T20 - T23	T22 - T25
All engines		7.0035		7.1017 T20	
All engines	01/11/87 ->		7.6084		

ENGINE				
1.3 EL, GL	Petrol	49	06/86-04/88	G13B

Engine	Information	S10	T10	T20 - T23	T22 - T25
All engines		7.0035	7.6084	7.1017 T20	

ENGINE				
1.5 GLX	Petrol	51	09/85-04/88	G15B

Engine	Information	S10	T10	T20 - T23	T22 - T25
All engines		7.0035	7.6084	7.1169 T20	

ENGINE				
1.6	Petrol	59	10/82-09/86	4G32

Engine	Information	S10	T10	T20 - T23	T22 - T25
All engines		7.0035			

ENGINE				
1.8 GL Diesel	Diesel	43	02/84-09/86	4D65

Engine	Information	S10	T10	T20 - T23	T22 - T25
All engines		7.0035			
All engines	01/11/87 ->		7.6084		
All engines	01/03/85 ->, LHD			7.1017 T20	
All engines	-> 30/06/88			7.1169 T20	

ENGINE				
1.8 GL Diesel	Diesel	44	09/86-04/88	4D65

Engine	Information	S10	T10	T20 - T23	T22 - T25
All engines		7.0035			
All engines	01/11/87 ->		7.6084		
All engines	01/03/85 ->, LHD			7.1017 T20	
All engines	-> 30/06/88			7.1169 T20	

S10 OIL PRESSURE WARNING LIGHT SWITCH	T10 REVERSING LIGHT SWITCH	T20 BRAKE LIGHT SWITCH
T22 SWITCH CLUTCH CONTROL (CRUISE CONTROL)	T23 SWITCH BRAKE ACTUATION (ENGINE TIMING)	T25 SWITCH CLUTCH CONTROL (ENGINE CONTROL)

FUNCTIONS ON THE VEHICLE

Vehicle	alim.	kW	Date	Engine	 S10	 T10	 T20 - T23	 T22 - T25
---------	-------	----	------	--------	---	---	--	---

COLT III

1.2	Petrol	44	04/88-05/92	ENGINE 4G16
-----	--------	----	-------------	----------------

Engine	Information	S10	T10	T20 - T23	T22 - T25
All engines		7.0035	7.6084	7.1017 T20	

1.3 12V	Petrol	55	04/88-05/92	ENGINE 4G13 (12V)
---------	--------	----	-------------	----------------------

Engine	Information	S10	T10	T20 - T23	T22 - T25
All engines		7.0017	7.6084	7.1017 T20	

1.3 GL	Petrol	44	04/88-12/90	ENGINE 4G13 (8V)
--------	--------	----	-------------	---------------------

Engine	Information	S10	T10	T20 - T23	T22 - T25
All engines		7.0017	7.6084		
All engines	LHD			7.1017 T20	
All engines	RHD			7.1169 T20	

1.5 Cat	Petrol	66	07/90-05/92	ENGINE 4G15 (12V)
---------	--------	----	-------------	----------------------

Engine	Information	S10	T10	T20 - T23	T22 - T25
All engines		7.0017	7.6084	7.1017 T20	

1.5 GLXi	Petrol	62	04/88-05/92	ENGINE 4G15 (8V)
----------	--------	----	-------------	---------------------

Engine	Information	S10	T10	T20 - T23	T22 - T25
All engines		7.0017	7.6084		
All engines	LHD			7.1017 T20	
All engines	RHD			7.1169 T20	

1.6 GTi 16V	Petrol	91	04/88-05/90	ENGINE 4G61
-------------	--------	----	-------------	----------------

Engine	Information	S10	T10	T20 - T23	T22 - T25
All engines		7.0035	7.6084		
All engines	no specific info conc. application available			7.1017, 7.1169 T20	

1.8 Diesel GLX	Diesel	44	04/88-05/92	ENGINE 4D65
----------------	--------	----	-------------	----------------

Engine	Information	S10	T10	T20 - T23	T22 - T25
All engines		7.0035	7.6084		
All engines	01/03/85 ->, LHD			7.1017 T20	
All engines	-> 30/06/88			7.1169 T20	

1.8 GTi 16V Cat	Petrol	100	06/90-05/92	ENGINE 4G67
-----------------	--------	-----	-------------	----------------

Engine	Information	S10	T10	T20 - T23	T22 - T25
All engines		7.0035	7.6084		
All engines	no specific info conc. application available			7.1017, 7.1169 T20	

2.0 D	Diesel	50	04/88-05/92	ENGINE 4D68
-------	--------	----	-------------	----------------

Engine	Information	S10	T10	T20 - T23	T22 - T25
All engines		7.0035	7.6084	7.1017 T20	

COLT IV

1.3 GLi 12V	Petrol	55	04/92-04/96	ENGINE 4G13 (12V)
-------------	--------	----	-------------	----------------------

Engine	Information	S10	T10	T20 - T23	T22 - T25
All engines		7.0017	7.6084	7.1017 T20	

1.6 4WD	Petrol	84	08/93-08/95	ENGINE 4G92 (SOHC 16V)
---------	--------	----	-------------	---------------------------

Engine	Information	S10	T10	T20 - T23	T22 - T25
All engines		7.0094	7.6084	7.1017 T20	

1.6 GLXi 16V	Petrol	83	04/92-04/96	ENGINE 4G92 (SOHC 16V)
--------------	--------	----	-------------	---------------------------

Engine	Information	S10	T10	T20 - T23	T22 - T25
All engines		7.0094	7.6084	7.1017 T20	

S10 OIL PRESSURE WARNING LIGHT SWITCH	T10 REVERSING LIGHT SWITCH	T20 BRAKE LIGHT SWITCH
T22 SWITCH CLUTCH CONTROL (CRUISE CONTROL)	T23 SWITCH BRAKE ACTUATION (ENGINE TIMING)	T25 SWITCH CLUTCH CONTROL (ENGINE CONTROL)

Vehicle	alim.	kW	Date	Engine	 S10	 T10	 T20 - T23	 T22 - T25
---------	-------	----	------	--------	---	---	--	---

				ENGINE
1.8 GTi 16V	Petrol	103	04/92-04/96	4G93 (DOHC 16V)

Engine	Information	S10	T10	T20 - T23	T22 - T25
All engines		7.0035	7.6084	7.1017 T20	

				ENGINE
2.0	Diesel	50	04/92-04/96	4D68

Engine	Information	S10	T10	T20 - T23	T22 - T25
All engines		7.0035	7.6084	7.1017 T20	

				ENGINE
1.3	Petrol	66	08/02-09/03	4G19

Engine	Information	S10	T10	T20 - T23	T22 - T25
All engines		7.0035	7.6084	7.1017 T20	

				ENGINE
1.5	Petrol	81	09/95-09/03	4G15 (16V), 4G15M

Engine	Information	S10	T10	T20 - T23	T22 - T25
All engines		7.0035			
All engines	spanner size 22MM, thread M14x1.5		7.6084		
All engines	Conn. nr. 2			7.1017 T20	

				ENGINE
1.5 16V	Petrol	69	10/99-09/03	4G15 (16V), 4G15M

Engine	Information	S10	T10	T20 - T23	T22 - T25
All engines		7.0035			
All engines	spanner size 22MM, thread M14x1.5		7.6084		
All engines	Conn. nr. 2			7.1017 T20	

				ENGINE
1300	Petrol	60	06/00-09/03	4G13 (16V), 4G13S

Engine	Information	S10	T10	T20 - T23	T22 - T25
All engines		7.0035			
All engines	spanner size 22MM, thread M14x1.5		7.6084		
All engines	Conn. nr. 2			7.1017 T20	

				ENGINE
1300 GL, GLX	Petrol	55	05/96-06/00	4G13 (12V), 4G13M

Engine	Information	S10	T10	T20 - T23	T22 - T25
All engines		7.0035			
All engines	spanner size 22MM, thread M14x1.5		7.6084		
All engines	Conn. nr. 2			7.1017 T20	

				ENGINE
1600	Petrol	76	09/00-09/03	4G92, 4G92 (SOHC 16V)

Engine	Information	S10	T10	T20 - T23	T22 - T25
All engines		7.0094			
All engines	spanner size 22MM, thread M14x1.5		7.6084		
All engines	Conn. nr. 2			7.1017 T20	

				ENGINE
1600 GLX	Petrol	66	05/96-09/00	4G92, 4G92 (SOHC 16V)

Engine	Information	S10	T10	T20 - T23	T22 - T25
All engines		7.0094			
All engines	spanner size 22MM, thread M14x1.5		7.6084		
All engines	Conn. nr. 2			7.1017 T20	

				ENGINE
1.1	Petrol	55	10/04-06/12	3A91



Engine	Information	S10	T10	T20 - T23	T22 - T25
All engines		7.0187		7.1149 T20	
All engines	Z31A				7.1150, 7.1195 T22, T25

				ENGINE
1.1 LPG	Petrol/ Petro- leum Gas (LPG)	55	10/04-06/12	3A91

Engine	Information	S10	T10	T20 - T23	T22 - T25
All engines		7.0187		7.1149 T20	7.1150, 7.1195 T22, T25

S10 OIL PRESSURE WARNING LIGHT SWITCH	T10 REVERSING LIGHT SWITCH	T20 BRAKE LIGHT SWITCH
T22 SWITCH CLUTCH CONTROL (CRUISE CONTROL)	T23 SWITCH BRAKE ACTUATION (ENGINE TIMING)	T25 SWITCH CLUTCH CONTROL (ENGINE CONTROL)

FUNCTIONS ON THE VEHICLE

Vehicle	alim.	kW	Date	Engine	 S10	 T10	 T20 - T23	 T22 - T25
---------	-------	----	------	--------	---	---	--	---

				ENGINE
1.3	Petrol	68	08/04->	4A90

Engine	Information	S10	T10	T20 - T23	T22 - T25
All engines		7.0187		7.1149 T20	
All engines	COL:grey				7.1150 T22
All engines	COL:blue				7.1195 T22

				ENGINE
1.3	Petrol	70	06/04-06/12	4A90

Engine	Information	S10	T10	T20 - T23	T22 - T25
All engines		7.0187		7.1149 T20	7.1195 T25
All engines	Z33A				7.1150 T22

				ENGINE
1.3 4WD	Petrol	67	08/04->	4A90

Engine	Information	S10	T10	T20 - T23	T22 - T25
All engines		7.0187		7.1149 T20	
All engines	COL:grey				7.1150 T22
All engines	COL:blue				7.1195 T22

				ENGINE
1.3 Flexfuel	Petrol/ Methanol	70	10/08-06/12	4A90

Engine	Information	S10	T10	T20 - T23	T22 - T25
All engines		7.0187		7.1149 T20	7.1195 T25

				ENGINE
1.3 LPG	Petrol/ Petro- leum Gas (LPG)	70	06/04-06/12	4A90

Engine	Information	S10	T10	T20 - T23	T22 - T25
All engines		7.0187		7.1149 T20	7.1150, 7.1195 T22, T25

				ENGINE
1.5	Petrol	77	08/04->	4A91

Engine	Information	S10	T10	T20 - T23	T22 - T25
All engines		7.0187		7.1149 T20	7.1195 T22

				ENGINE
1.5	Petrol	80	06/04-06/12	4A91

Engine	Information	S10	T10	T20 - T23	T22 - T25
All engines		7.0187		7.1149 T20	7.1195 T25

				ENGINE
1.5	Petrol	82	08/12->	4A91

Engine	Information	S10	T10	T20 - T23	T22 - T25
All engines		7.0187		7.1149 T20	7.1195 T22

				ENGINE
1.5 4WD	Petrol	75	08/04->	4A91

Engine	Information	S10	T10	T20 - T23	T22 - T25
All engines		7.0187		7.1149 T20	7.1195 T22

				ENGINE
1.5 4WD	Petrol	77	07/06-06/12	4A91

Engine	Information	S10	T10	T20 - T23	T22 - T25
All engines		7.0187		7.1149 T20	7.1195 T22

				ENGINE
1.5 CZT	Petrol	110	03/05-06/12	4G15D0HC, 4G15T





Engine	Information	S10	T10	T20 - T23	T22 - T25
All engines		7.0187		7.1149 T20	
Eng. 4G15T					7.1195 T22
Eng. 4G15D0HC					7.1195 T25

				ENGINE
1.5 DiD	Diesel	70	08/04-06/12	605910

Engine	Information	S10	T10	T20 - T23	T22 - T25
All engines		7.0177		7.1149 T20	7.1195 T25

S10	OIL PRESSURE WARNING LIGHT SWITCH	T10	REVERSING LIGHT SWITCH	T20	BRAKE LIGHT SWITCH
T22	SWITCH CLUTCH CONTROL (CRUISE CONTROL)	T23	SWITCH BRAKE ACTUATION (ENGINE TIMING)	T25	SWITCH CLUTCH CONTROL (ENGINE CONTROL)

FUNCTIONS ON THE VEHICLE

Vehicle	alim.	kW	Date	Engine	 S10	 T10	 T20 - T23	 T22 - T25
---------	-------	----	------	--------	---	---	--	---

ENGINE				
1.5 DI-D	Diesel	50	08/04-06/12	639938, OM 639.939

Engine	Information	S10	T10	T20 - T23	T22 - T25
All engines		7.0177		7.1149 T20	
Eng. OM 639.939					7.1195 T22
Eng. 639938					7.1195 T25

ENGINE				
1.5 DI-D	Diesel	70	08/04-06/12	605960, 639939, OM 639.939

Engine	Information	S10	T10	T20 - T23	T22 - T25
All engines		7.0177		7.1149 T20	
Eng. OM 639.939					7.1195 T22
Eng. 605960, 639939					7.1195 T25

ENGINE				
1.5 Ralliart R	Petrol	120	02/10-06/12	4G15T

Engine	Information	S10	T10	T20 - T23	T22 - T25
All engines		7.0187		7.1149 T20	7.1195 T22

ENGINE				
1.5 Ralliart R	Petrol	132	02/10-06/12	4G15DOHC

Engine	Information	S10	T10	T20 - T23	T22 - T25
All engines		7.0187		7.1149 T20	7.1195 T25

ENGINE				
1.5 Turbo	Petrol	110	05/06-07/09	4G15DOHC, 4G15T

Engine	Information	S10	T10	T20 - T23	T22 - T25
All engines		7.0187		7.1149 T20	
Eng. 4G15T					7.1195 T22
Eng. 4G15DOHC					7.1195 T25

ENGINE				
1.5 Turbo	Petrol	113	09/06-06/12	4G15T

Engine	Information	S10	T10	T20 - T23	T22 - T25
All engines		7.0187		7.1149 T20	7.1195 T22

CORDIA

ENGINE				
1.8 [USA]	Petrol	0	01/82-12/84	G62B

Engine	Information	S10	T10	T20 - T23	T22 - T25
All engines		7.0035			
All engines	no specific info conc. application available			7.1027 T20	

ENGINE				
1.8 Turbo [USA]	Petrol	0	01/82-12/88	G62B

Engine	Information	S10	T10	T20 - T23	T22 - T25
All engines		7.0035			
All engines	-cruise control			7.1017 T20	
All engines	no specific info conc. application available			7.1027 T20	
All engines	+cruise control			7.1044 T20	

DELICA / SPACE GEAR

ENGINE				
2.0	Petrol	83	09/95-10/02	4G63S

Engine	Information	S10	T10	T20 - T23	T22 - T25
All engines		7.0035			
All engines	Conn. nr. 2			7.1017 T20	

ENGINE				
2.4	Petrol	97	05/95-05/00	4G64S


Engine	Information	S10	T10	T20 - T23	T22 - T25
All engines		7.0035			
All engines	Conn. nr. 2			7.1017 T20	

ENGINE				
2.5	Diesel	73	05/95-05/00	4D56 TD

Engine	Information	S10	T10	T20 - T23	T22 - T25
All engines		7.0035			
All engines	Conn. nr. 2			7.1017 T20	

S10 OIL PRESSURE WARNING LIGHT SWITCH	T10 REVERSING LIGHT SWITCH	T20 BRAKE LIGHT SWITCH
T22 SWITCH CLUTCH CONTROL (CRUISE CONTROL)	T23 SWITCH BRAKE ACTUATION (ENGINE TIMING)	T25 SWITCH CLUTCH CONTROL (ENGINE CONTROL)

FUNCTIONS ON THE VEHICLE

Vehicle	alim.	kW	Date	Engine	 S10	 T10	 T20 - T23	 T22 - T25
---------	-------	----	------	--------	---	---	--	---

ECLIPSE CROSS

				ENGINE
1.5 T-Mivec	Petrol	120	10/17->	4B40

Engine	Information	S10	T10	T20 - T23	T22 - T25
All engines		7.0187			
All engines	Conn. nr. 4			7.1254 T20	
All engines	Conn. nr. 2				7.1257 T22, T25

				ENGINE
1.5 T-Mivec 4WD	Petrol	120	10/17->	4B40

Engine	Information	S10	T10	T20 - T23	T22 - T25
All engines		7.0187			
All engines	Conn. nr. 4			7.1254 T20	

ECLIPSE I

				ENGINE
1.8	Petrol	68	12/89-03/94	4G37

Engine	Information	S10	T10	T20 - T23	T22 - T25
All engines		7.0035	7.6084		
All engines	pole nr. 2			7.1017 T20	
All engines	pole nr. 4			7.1044 T20	

				ENGINE
2.0 i 16V	Petrol	110	04/91-11/95	4G63 (DOHC 16V)

Engine	Information	S10	T10	T20 - T23	T22 - T25
All engines		7.0035	7.6084		
All engines	pole nr. 2			7.1017 T20	
All engines	pole nr. 4			7.1044 T20	

				ENGINE
2.0 i 16V 4WD	Petrol	110	04/91-11/95	4G63 (DOHC 16V)

Engine	Information	S10	T10	T20 - T23	T22 - T25
All engines		7.0035	7.6084		
All engines	pole nr. 2			7.1017 T20	
All engines	pole nr. 4			7.1044 T20	

				ENGINE
2.0 Turbo	Petrol	147	12/89-03/94	4G63-T (DOHC 16V)

Engine	Information	S10	T10	T20 - T23	T22 - T25
All engines		7.0035	7.6084		
All engines	pole nr. 2			7.1017 T20	
All engines	pole nr. 4			7.1044 T20	

				ENGINE
2.0 Turbo 4WD	Petrol	157	12/89-03/94	4G63-T (DOHC 16V)

Engine	Information	S10	T10	T20 - T23	T22 - T25
All engines		7.0035	7.6084		
All engines	pole nr. 2			7.1017 T20	
All engines	pole nr. 4			7.1044 T20	

ECLIPSE II

				ENGINE
2.0 Turbo	Petrol	147	04/94-04/99	4G63-T (DOHC 16V)





Engine	Information	S10	T10	T20 - T23	T22 - T25
All engines		7.0035	7.6084		
All engines	pole nr. 2			7.1017 T20	
All engines	-> 31/10/97, pole nr. 4			7.1044 T20	
All engines	01/11/97 ->, pole nr. 4			7.1177 T20	

				ENGINE
2000 GS 16V	Petrol	107	12/95-04/99	4G63DOHC

Engine	Information	S10	T10	T20 - T23	T22 - T25
All engines		7.0035			
All engines	spanner size 22MM, thread M14x1.5		7.6084		
All engines	-> 01/10/97, Conn. nr. 2			7.1017 T20	
All engines	-> 01/10/97, Conn. nr. 4			7.1044 T20	
All engines	01/11/97 ->, Conn. nr. 4			7.1177 T20	

S10 OIL PRESSURE WARNING LIGHT SWITCH	T10 REVERSING LIGHT SWITCH	T20 BRAKE LIGHT SWITCH
T22 SWITCH CLUTCH CONTROL (CRUISE CONTROL)	T23 SWITCH BRAKE ACTUATION (ENGINE TIMING)	T25 SWITCH CLUTCH CONTROL (ENGINE CONTROL)

FUNCTIONS ON THE VEHICLE

Vehicle	alim.	kW	Date	Engine	 S10	 T10	 T20 - T23	 T22 - T25
---------	-------	----	------	--------	---	---	--	---

ENGINE				
2000 GT 16V	Petrol	157	12/95-04/99	4G63DOHC

Engine	Information	S10	T10	T20 - T23	T22 - T25
All engines		7.0035			
All engines	spanner size 22MM, thread M14x1.5		7.6084		
All engines	-> 01/10/97, Conn. nr. 2			7.1017	T20
All engines	-> 01/10/97, Conn. nr. 4			7.1044	T20
All engines	01/11/97 ->, Conn. nr. 4			7.1177	T20

GALANT IX				
ENGINE				
2.4	Petrol	116	10/03->	4G69, 4G69DOHC

Engine	Information	S10	T10	T20 - T23	T22 - T25
All engines	-> 30/06/07, press. 0.20 bar	7.0035			
Eng. 4G69	01/07/07 ->, press. 0.20 bar	7.0187			
Eng. 4G69	press. 1 bar	7.0188			

ENGINE				
2.4	Petrol	118	12/04->	4G69

Engine	Information	S10	T10	T20 - T23	T22 - T25
All engines	-> 30/06/07, press. 0.20 bar	7.0035			
All engines	01/07/07 ->, press. 0.20 bar	7.0187			
All engines	press. 1 bar	7.0188			

ENGINE				
2.4	Petrol	121	10/03->	4G69

Engine	Information	S10	T10	T20 - T23	T22 - T25
All engines	-> 30/06/07, press. 0.20 bar	7.0035			
All engines	01/07/07 ->, press. 0.20 bar	7.0187			
All engines	press. 1 bar	7.0188			

ENGINE				
2.4 GDi Sport 4WD	Petrol	121	10/03->	4G69

Engine	Information	S10	T10	T20 - T23	T22 - T25
All engines	-> 30/06/07, press. 0.20 bar	7.0035			
All engines	01/07/07 ->, press. 0.20 bar	7.0187			
All engines	press. 1 bar	7.0188			

GALANT VI				
ENGINE				
1.6	Petrol	55	01/88-10/92	4G32

Engine	Information	S10	T10	T20 - T23	T22 - T25
All engines		7.0035	7.6084	7.1017	T20

ENGINE				
1.8	Petrol	63	11/87-10/92	4G37

Engine	Information	S10	T10	T20 - T23	T22 - T25
All engines		7.0035	7.6084	7.1017	T20

ENGINE				
1.8	Petrol	66	11/87-10/92	4G37

Engine	Information	S10	T10	T20 - T23	T22 - T25
All engines		7.0035	7.6084	7.1017	T20

ENGINE				
1.8 Turbo-D	Diesel	55	12/87-10/92	4D65 T

Engine	Information	S10	T10	T20 - T23	T22 - T25
All engines		7.0035	7.6084	7.1017	T20

ENGINE				
2.0	Petrol	77	05/89-12/92	4G63 (SOHC 8V)





Engine	Information	S10	T10	T20 - T23	T22 - T25
All engines		7.0035	7.6084		
All engines	pole nr. 2			7.1017	T20
All engines	pole nr. 4			7.1044	T20

ENGINE				
2.0	Petrol	80	11/87-10/92	4G63 (SOHC 8V)

Engine	Information	S10	T10	T20 - T23	T22 - T25
All engines		7.0035	7.6084		
All engines	pole nr. 2			7.1017	T20
All engines	pole nr. 4			7.1044	T20

S10 OIL PRESSURE WARNING LIGHT SWITCH	T10 REVERSING LIGHT SWITCH	T20 BRAKE LIGHT SWITCH
T22 SWITCH CLUTCH CONTROL (CRUISE CONTROL)	T23 SWITCH BRAKE ACTUATION (ENGINE TIMING)	T25 SWITCH CLUTCH CONTROL (ENGINE CONTROL)

FUNCTIONS ON THE VEHICLE

Vehicle	alim.	kW	Date	Engine				
					S10	T10	T20 - T23	T22 - T25

				ENGINE
2.0 4WD	Petrol	80	12/88-10/92	4G63 (SOHC 8V)

Engine	Information	S10	T10	T20 - T23	T22 - T25
All engines		7.0035	7.6084		
All engines	pole nr. 2			7.1017	T20
All engines	pole nr. 4			7.1044	T20

				ENGINE
2.0 4x4 4WS	Petrol	80	06/88-05/91	4G63 (DOHC 16V)

Engine	Information	S10	T10	T20 - T23	T22 - T25
All engines		7.0035	7.6084		
All engines	pole nr. 2			7.1017	T20
All engines	pole nr. 4			7.1044	T20

				ENGINE
2.0 GTi 16V	Petrol	106	11/87-10/92	4G63 (DOHC 16V)

Engine	Information	S10	T10	T20 - T23	T22 - T25
All engines		7.0035	7.6084		
All engines	pole nr. 2			7.1017	T20
All engines	pole nr. 4			7.1044	T20

				ENGINE
2.0 GTi 16V	Petrol	107	11/88-10/92	4G63 (DOHC 16V)

Engine	Information	S10	T10	T20 - T23	T22 - T25
All engines		7.0035	7.6084		
All engines	pole nr. 2			7.1017	T20
All engines	pole nr. 4			7.1044	T20

				ENGINE
2.0 GTi 16V 4WD	Petrol	106	06/88-10/92	4G63 (DOHC 16V)

Engine	Information	S10	T10	T20 - T23	T22 - T25
All engines		7.0035	7.6084		
All engines	pole nr. 2			7.1017	T20
All engines	pole nr. 4			7.1044	T20

				ENGINE
2.0 GTi 16V 4x4	Petrol	106	07/89-12/92	4G63 (DOHC 16V)

Engine	Information	S10	T10	T20 - T23	T22 - T25
All engines		7.0035	7.6084		
All engines	pole nr. 2			7.1017	T20
All engines	pole nr. 4			7.1044	T20

				ENGINE
2.0 GTi 16V Cat 4WD	Petrol	110	09/91-10/92	4G63 (DOHC 16V)

Engine	Information	S10	T10	T20 - T23	T22 - T25
All engines		7.0035	7.6084		
All engines	pole nr. 2			7.1017	T20
All engines	pole nr. 4			7.1044	T20

GALANT VII

				ENGINE
1.8	Petrol	85	02/94-08/96	4G93 (SOHC 16V)

Engine	Information	S10	T10	T20 - T23	T22 - T25
All engines		7.0094	7.6084		
All engines	pole nr. 2			7.1017	T20

				ENGINE
1.8 GLSi	Petrol	93	11/92-08/96	4G93 (SOHC 16V)





Engine	Information	S10	T10	T20 - T23	T22 - T25
All engines		7.0094	7.6084		
All engines	pole nr. 2			7.1017	T20

				ENGINE
2.0 GLSi	Petrol	101	11/92-08/96	4G63 (SOHC 16V)

Engine	Information	S10	T10	T20 - T23	T22 - T25
All engines		7.0035	7.6084		
All engines	pole nr. 2			7.1017	T20
All engines	pole nr. 4			7.1044	T20

S10 OIL PRESSURE WARNING LIGHT SWITCH	T10 REVERSING LIGHT SWITCH	T20 BRAKE LIGHT SWITCH
T22 SWITCH CLUTCH CONTROL (CRUISE CONTROL)	T23 SWITCH BRAKE ACTUATION (ENGINE TIMING)	T25 SWITCH CLUTCH CONTROL (ENGINE CONTROL)

FUNCTIONS ON THE VEHICLE

Vehicle	alim.	kW	Date	Engine	 S10	 T10	 T20 - T23	 T22 - T25
---------	-------	----	------	--------	---	---	--	---

ENGINE
2.0 GLSI 4WD Petrol 101 11/92-08/96 4G63 (SOHC 16V)

Engine	Information	S10	T10	T20 - T23	T22 - T25
All engines		7.0035	7.6084		
All engines	pole nr. 2			7.1017 T20	
All engines	pole nr. 4			7.1044 T20	

ENGINE
2.0 GLSTD Diesel 66 11/92-08/96 4D68 T

Engine	Information	S10	T10	T20 - T23	T22 - T25
All engines		7.0035	7.6084		
All engines	pole nr. 2			7.1017 T20	

ENGINE
2.0 V6-24 Petrol 110 11/92-08/96 6A12

Engine	Information	S10	T10	T20 - T23	T22 - T25
All engines		7.0035			
All engines	Qty 2		7.6084		
All engines	pole nr. 2			7.1017 T20	
All engines	pole nr. 4			7.1044 T20	

ENGINE
2.0 V6-24 4WS Petrol 110 11/92-05/96 6A12

Engine	Information	S10	T10	T20 - T23	T22 - T25
All engines		7.0035			
All engines	Qty 2		7.6084		
All engines	pole nr. 2			7.1017 T20	

ENGINE
2.5 Petrol 125 11/92-09/96 6G73

Engine	Information	S10	T10	T20 - T23	T22 - T25
All engines		7.0035	7.6084		
All engines	pole nr. 2			7.1017 T20	
All engines	pole nr. 4			7.1044 T20	

ENGINE
2.5 V6-24 4WD Petrol 125 11/92-08/96 6G73

Engine	Information	S10	T10	T20 - T23	T22 - T25
All engines		7.0035	7.6084		
All engines	pole nr. 2			7.1017 T20	
All engines	pole nr. 4			7.1044 T20	

GALANT VIII

ENGINE
2.0 Petrol 100 09/96-09/00 4G63 (SOHC 16V), 4G63S

Engine	Information	S10	T10	T20 - T23	T22 - T25
All engines		7.0035			
All engines	spanner size 22MM, thread M14x1.5		7.6084		
All engines	Conn. nr. 4			7.1177 T20	
Eng. 4G63S	Conn. nr. 2			7.1281 T20	

ENGINE
2.0 Petrol 98 09/00-10/04 4G63 (SOHC 16V), 4G63S

Engine	Information	S10	T10	T20 - T23	T22 - T25
All engines		7.0035			
All engines	spanner size 22MM, thread M14x1.5		7.6084		
All engines	Conn. nr. 4			7.1177 T20	
Eng. 4G63S	Conn. nr. 2			7.1281 T20	

ENGINE
2.0 TDI Diesel 66 09/96-10/04 4D68 (SOHC), 4D68 T

Engine	Information	S10	T10	T20 - T23	T22 - T25
All engines		7.0094			
All engines	spanner size 22MM, thread M14x1.5		7.6084		
All engines	Conn. nr. 2			7.1281 T20	

ENGINE
2.4 GDI Petrol 106 09/00-10/04 4G64 (GDI), 4G64DOHCB

Engine	Information	S10	T10	T20 - T23	T22 - T25
All engines		7.0094			
All engines	spanner size 22MM, thread M14x1.5		7.6084		

S10 OIL PRESSURE WARNING LIGHT SWITCH	T10 REVERSING LIGHT SWITCH	T20 BRAKE LIGHT SWITCH
T22 SWITCH CLUTCH CONTROL (CRUISE CONTROL)	T23 SWITCH BRAKE ACTUATION (ENGINE TIMING)	T25 SWITCH CLUTCH CONTROL (ENGINE CONTROL)

FUNCTIONS ON THE VEHICLE

Vehicle	alim.	kW	Date	Engine	 S10	 T10	 T20 - T23	 T22 - T25
---------	-------	----	------	--------	---	---	--	---

				ENGINE
2.4 GDI	Petrol	106	09/00-10/04	4G64 (GDI), 4G64DOHCB

Engine	Information	S10	T10	T20 - T23	T22 - T25
All engines	Conn. nr. 4			7.1177 T20	
Eng. 4G64DOHCB	Conn. nr. 2			7.1281 T20	

				ENGINE
2.4 GDI	Petrol	110	02/99-10/03	4G64 (GDI), 4G64DOHCB

Engine	Information	S10	T10	T20 - T23	T22 - T25
All engines		7.0094			
All engines	spanner size 22MM, thread M14x1.5		7.6084		
All engines	Conn. nr. 4			7.1177 T20	
Eng. 4G64DOHCB	Conn. nr. 2			7.1281 T20	

				ENGINE
2.5 Type S	Petrol	151	10/99-10/04	6A13DOHC

Engine	Information	S10	T10	T20 - T23	T22 - T25
All engines		7.0035			
All engines	Conn. nr. 4			7.1177 T20	
All engines	Conn. nr. 2			7.1281 T20	

				ENGINE
2.5 V6 24V	Petrol	118	09/00-10/04	6A13, 6A13DOHC

Engine	Information	S10	T10	T20 - T23	T22 - T25
All engines		7.0035			
All engines	spanner size 22MM, thread M14x1.5		7.6084		
All engines	Conn. nr. 4			7.1177 T20	
Eng. 6A13DOHC	Conn. nr. 2			7.1281 T20	

				ENGINE
2.5 V6 24V	Petrol	120	09/96-09/00	6A13, 6A13DOHC

Engine	Information	S10	T10	T20 - T23	T22 - T25
All engines		7.0035			
All engines	spanner size 22MM, thread M14x1.5		7.6084		
All engines	Conn. nr. 4			7.1177 T20	
Eng. 6A13DOHC	Conn. nr. 2			7.1281 T20	

GRANDIS

				ENGINE
2.0	Petrol	77	04/04->	4G63 (SOHC 8V)

Engine	Information	S10	T10	T20 - T23	T22 - T25
All engines		7.0094	7.6084	7.1281 T20	

				ENGINE
2.0 DI-D	Diesel	100	09/05-03/10	BSY

Engine	Information	S10	T10	T20 - T23	T22 - T25
All engines		7.0132			7.1017 T25
All engines	Conn. nr. 4			7.1177 T20	

				ENGINE
2.0 DI-D	Diesel	103	02/07-03/10	BWC

Engine	Information	S10	T10	T20 - T23	T22 - T25
All engines		7.0132			7.1017 T25
All engines	Conn. nr. 4			7.1177 T20	

				ENGINE
2.4 GDi GLX	Petrol	108	08/00-05/03	4G64 (GDI)

Engine	Information	S10	T10	T20 - T23	T22 - T25
All engines		7.0094	7.6084		7.1017 T22
All engines	pole nr. 4			7.1177 T20	
All engines	pole nr. 2			7.1281 T20	

				ENGINE
2.4 GDi GLX	Petrol	110	11/97-07/00	4G64 (GDI)

Engine	Information	S10	T10	T20 - T23	T22 - T25
All engines		7.0094	7.6084		7.1017 T22
All engines	pole nr. 4			7.1177 T20	
All engines	pole nr. 2			7.1281 T20	

S10	OIL PRESSURE WARNING LIGHT SWITCH	T10	REVERSING LIGHT SWITCH	T20	BRAKE LIGHT SWITCH
T22	SWITCH CLUTCH CONTROL (CRUISE CONTROL)	T23	SWITCH BRAKE ACTUATION (ENGINE TIMING)	T25	SWITCH CLUTCH CONTROL (ENGINE CONTROL)

Vehicle	alim.	kW	Date	Engine	 S10	 T10	 T20 - T23	 T22 - T25
---------	-------	----	------	--------	---	---	--	---

ENGINE				
2.4 GDi GLX 4WD	Petrol	108	08/00-05/03	4G64 (GDI)

Engine	Information	S10	T10	T20 - T23	T22 - T25
All engines		7.0094	7.6084		7.1017 T22
All engines	pole nr. 4			7.1177 T20	
All engines	pole nr. 2			7.1281 T20	

ENGINE				
2.4 GDi GLX 4WD	Petrol	110	11/97-07/00	4G64 (GDI)

Engine	Information	S10	T10	T20 - T23	T22 - T25
All engines		7.0094	7.6084		7.1017 T22
All engines	pole nr. 4			7.1177 T20	
All engines	pole nr. 2			7.1281 T20	

ENGINE				
2.4 MIVEC	Petrol	121	04/04-12/11	4G69

Engine	Information	S10	T10	T20 - T23	T22 - T25
All engines	-> 01/05/07	7.0035			
All engines	01/06/07 ->	7.0187			
All engines	spanner size 22MM, thread M14x1.5		7.6084		
All engines	+cruise control, Conn. nr. 4			7.1177 T20	
All engines	Conn. nr. 2, -cruise control			7.1281 T20	
All engines					7.1017 T25

ENGINE				
2.4 MIVEC	Petrol	130	04/04-12/11	4G69

Engine	Information	S10	T10	T20 - T23	T22 - T25
All engines	-> 01/05/07	7.0035			
All engines	01/06/07 ->	7.0187			
All engines	+cruise control, Conn. nr. 4			7.1177 T20	
All engines	Conn. nr. 2, -cruise control			7.1281 T20	

ENGINE				
0.7	Petrol	38	02/07-12/13	3B20

Engine	Information	S10	T10	T20 - T23	T22 - T25
All engines		7.0187			
All engines	Conn. nr. 2			7.1281 T20	

ENGINE				
MiEV	Electric	35	07/09->	Y4F1

Engine	Information	S10	T10	T20 - T23	T22 - T25
All engines	Conn. nr. 2			7.1281 T20	

ENGINE				
MiEV	Electric	47	07/09->	Y4F1

Engine	Information	S10	T10	T20 - T23	T22 - T25
All engines	01/09/14 ->, Conn. nr. 4			7.1254 T20	
All engines	-> 01/08/14, Conn. nr. 2			7.1281 T20	

ENGINE				
0.0 Electric	Electric	49	02/11->	Y4F1

Engine	Information	S10	T10	T20 - T23	T22 - T25
All engines	Conn. nr. 2			7.1281 T20	

ENGINE				
2.5 TD	Diesel	64	11/94-04/00	4D56 T





Engine	Information	S10	T10	T20 - T23	T22 - T25
All engines		7.0035		7.1006 T20	

ENGINE				
2.0	Petrol	83	12/94-10/02	4G63 (SOHC 16V), 4G63S

Engine	Information	S10	T10	T20 - T23	T22 - T25
All engines		7.0035			
All engines	Conn. nr. 2			7.1017 T20	

S10 OIL PRESSURE WARNING LIGHT SWITCH	T10 REVERSING LIGHT SWITCH	T20 BRAKE LIGHT SWITCH
T22 SWITCH CLUTCH CONTROL (CRUISE CONTROL)	T23 SWITCH BRAKE ACTUATION (ENGINE TIMING)	T25 SWITCH CLUTCH CONTROL (ENGINE CONTROL)

FUNCTIONS ON THE VEHICLE

Vehicle	alim.	kW	Date	Engine	 S10	 T10	 T20 - T23	 T22 - T25
---------	-------	----	------	--------	---	---	--	---

				ENGINE
2.0	Petrol	85	06/96-03/01	4G63 (SOHC 16V), 4G63S

Engine	Information	S10	T10	T20 - T23	T22 - T25
All engines		7.0035			
Eng. 4G63 (SOHC 16V)				7.1017 T20	

				ENGINE
2.0 16V	Petrol	85	05/95-05/00	4G63S

Engine	Information	S10	T10	T20 - T23	T22 - T25
All engines		7.0035			
All engines	Conn. nr. 2			7.1017 T20	

				ENGINE
2.4	Petrol	94	09/96-06/05	4G64S

Engine	Information	S10	T10	T20 - T23	T22 - T25
All engines	Conn. nr. 2			7.1017 T20	

				ENGINE
2.4	Petrol	97	05/95-10/02	4G64 (16V), 4G64S

Engine	Information	S10	T10	T20 - T23	T22 - T25
All engines		7.0035			
All engines	Conn. nr. 2			7.1017 T20	

				ENGINE
2.4 4WD	Petrol	94	09/96-06/05	4G64S

Engine	Information	S10	T10	T20 - T23	T22 - T25
All engines		7.0035			
All engines	Conn. nr. 2			7.1017 T20	

				ENGINE
2.4 i 4WD	Petrol	97	05/95-05/00	4G64 (16V), 4G64S

Engine	Information	S10	T10	T20 - T23	T22 - T25
All engines		7.0035			
All engines	Conn. nr. 2			7.1017 T20	

				ENGINE
2.5 TD	Diesel	73	05/95-05/00	4D56, 4D56 TD

Engine	Information	S10	T10	T20 - T23	T22 - T25
All engines		7.0035			
All engines	Conn. nr. 2			7.1017 T20	

				ENGINE
2.5 TD 4WD	Diesel	73	05/95-05/00	4D56, 4D56 TD

Engine	Information	S10	T10	T20 - T23	T22 - T25
All engines		7.0035			
All engines	Conn. nr. 2			7.1017 T20	

				ENGINE
2500 TD	Diesel	64	05/95-06/05	4D56, 4D56 T

Engine	Information	S10	T10	T20 - T23	T22 - T25
All engines		7.0035			
All engines	Conn. nr. 2			7.1017 T20	

				ENGINE
2500 TD 4WD	Diesel	64	09/96-06/05	4D56 T

Engine	Information	S10	T10	T20 - T23	T22 - T25
All engines		7.0035			
All engines	Conn. nr. 2			7.1017 T20	

L200 / TRITON





				ENGINE
2.4 DI-D	Diesel	113	09/15->	4N15

Engine	Information	S10	T10	T20 - T23	T22 - T25
All engines		7.0187			
All engines	Conn. nr. 4			7.1177 T20	
All engines	KK2T				7.1257 T22, T25

				ENGINE
2.4 DI-D 4WD	Diesel	113	09/15->	4N15





Engine	Information	S10	T10	T20 - T23	T22 - T25
All engines		7.0187			7.1257 T22, T25
All engines	+cruise control, Conn. nr. 4			7.1177 T20	

S10 OIL PRESSURE WARNING LIGHT SWITCH	T10 REVERSING LIGHT SWITCH	T20 BRAKE LIGHT SWITCH
T22 SWITCH CLUTCH CONTROL (CRUISE CONTROL)	T23 SWITCH BRAKE ACTUATION (ENGINE TIMING)	T25 SWITCH CLUTCH CONTROL (ENGINE CONTROL)

Vehicle	alim.	kW	Date	Engine	 S10	 T10	 T20 - T23	 T22 - T25
ENGINE								
2.4 DI-D 4WD	Diesel	133	11/14->	4N15				
Engine	Information				S10	T10	T20 - T23	T22 - T25
All engines					7.0187			7.1257 T22, T25
All engines	+cruise control, Conn. nr. 4						7.1177 T20	
ENGINE								
2.5 DI-D	Diesel	94	08/07-12/15	4D56DOHC				
Engine	Information				S10	T10	T20 - T23	T22 - T25
All engines	euro 5				7.0035			
All engines	euro 4 (D4)				7.0094			
All engines	Conn. nr. 4						7.1177 T20	
All engines	Conn. nr. 2						7.1281 T20	
All engines							7.1017 T22	
L200 II								
1.6	Petrol	60	04/87-10/96	4G32				
Engine	Information				S10	T10	T20 - T23	T22 - T25
All engines					7.0035		7.1169 T20	
All engines	man 5 speed					7.6047		
All engines	man 4 speed					7.6048		
ENGINE								
2.0	Petrol	67	10/86-04/94	4G63 (SOHC 8V)				
Engine	Information				S10	T10	T20 - T23	T22 - T25
All engines					7.0035	7.6047	7.1169 T20	
ENGINE								
2.0	Petrol	69	01/87-12/90	4G63 (SOHC 8V)				
Engine	Information				S10	T10	T20 - T23	T22 - T25
All engines					7.0035	7.6047	7.1169 T20	
ENGINE								
2.0	Petrol	75	11/86-08/96	4G63 (SOHC 8V)				
Engine	Information				S10	T10	T20 - T23	T22 - T25
All engines					7.0035	7.6047	7.1169 T20	
ENGINE								
2.0 4WD	Petrol	63	02/87-05/94	4G63 (SOHC 8V)				
Engine	Information				S10	T10	T20 - T23	T22 - T25
All engines					7.0035	7.6047	7.1169 T20	
ENGINE								
2.0 4WD	Petrol	75	11/86-08/96	4G63 (SOHC 8V)				
Engine	Information				S10	T10	T20 - T23	T22 - T25
All engines					7.0035	7.6047	7.1169 T20	
ENGINE								
2.4	Petrol	82	06/90-10/96	4G64 (12V)				
Engine	Information				S10	T10	T20 - T23	T22 - T25
All engines					7.0035	7.6047	7.1169 T20	
ENGINE								
2.4 4WD	Petrol	82	06/94-10/96	4G64 (12V)				
Engine	Information				S10	T10	T20 - T23	T22 - T25
All engines					7.0035	7.6047	7.1169 T20	
ENGINE								
2.5 D	Diesel	51	11/86-10/96	4D56 (8V)				
Engine	Information				S10	T10	T20 - T23	T22 - T25
All engines					7.0035	7.6047	7.1169 T20	
ENGINE								
2.5 D	Diesel	55	10/86-10/96	4D56 (8V)				
Engine	Information				S10	T10	T20 - T23	T22 - T25
All engines					7.0035	7.6047	7.1169 T20	
ENGINE								
2.5 D 4WD	Diesel	51	12/87-05/93	4D56 (8V)				
Engine	Information				S10	T10	T20 - T23	T22 - T25
All engines					7.0035	7.6047	7.1169 T20	

S10 OIL PRESSURE WARNING LIGHT SWITCH	T10 REVERSING LIGHT SWITCH	T20 BRAKE LIGHT SWITCH
T22 SWITCH CLUTCH CONTROL (CRUISE CONTROL)	T23 SWITCH BRAKE ACTUATION (ENGINE TIMING)	T25 SWITCH CLUTCH CONTROL (ENGINE CONTROL)

FUNCTIONS ON THE VEHICLE

Vehicle	alim.	kW	Date	Engine	 S10	 T10	 T20 - T23	 T22 - T25
ENGINE								
2.5 D 4WD	Diesel	55	12/86-10/96	4D56 (8V)				
Engine	Information				S10	T10	T20 - T23	T22 - T25
All engines					7.0035	7.6047	7.1169 T20	
ENGINE								
2.5 TD 4WD	Diesel	64	11/92-08/96	4D56 T				
Engine	Information				S10	T10	T20 - T23	T22 - T25
All engines					7.0035	7.6047	7.1169 T20	
ENGINE								
2.6 4WD	Petrol	76	11/89-05/95	G54B				
Engine	Information				S10	T10	T20 - T23	T22 - T25
All engines					7.0035	7.6047	7.1169 T20	
ENGINE								
3.0	Petrol	109	06/92-08/96	6G72 (SOHC 12V)				
Engine	Information				S10	T10	T20 - T23	T22 - T25
All engines					7.0035		7.1169 T20	
ENGINE								
3.0 4WD	Petrol	107	11/86-05/92	6G72 (SOHC 12V)				
Engine	Information				S10	T10	T20 - T23	T22 - T25
All engines					7.0035		7.1169 T20	
L200 III								
ENGINE								
2.0	Petrol	90	06/96-12/07	4G63 (SOHC 16V), 4G63S				
Engine	Information				S10	T10	T20 - T23	T22 - T25
All engines					7.0035			
All engines	01/05/98 ->, Conn. nr. 2						7.1017 T20	
All engines	-> 01/04/98, -> 30/04/98, Conn. nr. 2						7.1169 T20	
ENGINE								
2.4 4WD	Petrol	97	06/96-12/07	4G64 (16V), 4G64S				
Engine	Information				S10	T10	T20 - T23	T22 - T25
All engines					7.0035			
All engines	01/05/98 ->, Conn. nr. 2						7.1017 T20	
All engines	-> 01/04/98, -> 30/04/98, Conn. nr. 2						7.1169 T20	
ENGINE								
2.5 D	Diesel	55	06/96-12/07	4D56, 4D56 (8V)				
Engine	Information				S10	T10	T20 - T23	T22 - T25
All engines					7.0035			
All engines	01/05/98 ->, Conn. nr. 2						7.1017 T20	
All engines	-> 01/04/98, -> 30/04/98, Conn. nr. 2						7.1169 T20	
ENGINE								
2.5 TD	Diesel	66	08/01-11/05	4D56				
Engine	Information				S10	T10	T20 - T23	T22 - T25
All engines					7.0035			
All engines	Conn. nr. 2						7.1017 T20	
ENGINE								
2.5 TD 4WD	Diesel	73	06/96-12/07	4D56, 4D56 TD				
Engine	Information				S10	T10	T20 - T23	T22 - T25
All engines					7.0035			
All engines	no specific info conc. application available					7.6202		
All engines	01/05/98 ->, Conn. nr. 2						7.1017 T20	
All engines	-> 01/04/98, -> 30/04/98, Conn. nr. 2						7.1169 T20	
ENGINE								
2.5 TD 4WD	Diesel	74	11/01-12/07	4D56 T				
Engine	Information				S10	T10	T20 - T23	T22 - T25
All engines					7.0094		7.1281 T20	
ENGINE								
2.5 TD 4WD	Diesel	85	09/01-12/07	4D56, 4D56 T				
Engine	Information				S10	T10	T20 - T23	T22 - T25
All engines					7.0035	7.6202		
All engines	Conn. nr. 2						7.1017 T20	

S10	OIL PRESSURE WARNING LIGHT SWITCH	T10	REVERSING LIGHT SWITCH	T20	BRAKE LIGHT SWITCH
T22	SWITCH CLUTCH CONTROL (CRUISE CONTROL)	T23	SWITCH BRAKE ACTUATION (ENGINE TIMING)	T25	SWITCH CLUTCH CONTROL (ENGINE CONTROL)

The present application list is a brief version. For the detailed information about the possibility of installation on a specific vehicle, please refer to our web-catalogue <http://catalogo.facet.eu/>

Vehicle	alim.	kW	Date	Engine	 S10	 T10	 T20 - T23	 T22 - T25
---------	-------	----	------	--------	---	---	--	---

				ENGINE
2.5 TD 4WD	Diesel	98	08/01-12/07	4D56, 4D56 T

Engine	Information	S10	T10	T20 - T23	T22 - T25
Eng. 4D56		7.0035			
Eng. 4D56 T		7.0094		7.1281 T20	
Eng. 4D56	01/09/04 ->		7.6202		
Eng. 4D56	Conn. nr. 2			7.1017 T20	

				ENGINE
2.5 TDiC	Diesel	74	08/01-09/05	4D56

Engine	Information	S10	T10	T20 - T23	T22 - T25
All engines		7.0035			
All engines	01/09/04 ->		7.6202		
All engines	Conn. nr. 2			7.1017 T20	

				ENGINE
2.4 i	Petrol	94	11/05-12/15	4G64 (16V)

Engine	Information	S10	T10	T20 - T23	T22 - T25
All engines		7.0035			
All engines	01/05/98 ->			7.1017 T20	
All engines	-> 30/04/98			7.1169 T20	

				ENGINE
2.5 D	Diesel	66	08/11-12/15	4D56 TD

Engine	Information	S10	T10	T20 - T23	T22 - T25
All engines		7.0035			7.1017 T22
All engines	euro 4 (D4)	7.0094			
All engines	Conn. nr. 2			7.1281 T20	

				ENGINE
2.5 D 4WD	Diesel	55	08/11-12/15	4D56

Engine	Information	S10	T10	T20 - T23	T22 - T25
All engines	euro 4 (D4)	7.0094			
All engines		7.0187			7.1017 T22
All engines	Conn. nr. 4			7.1177 T20	
All engines	Conn. nr. 2			7.1281 T20	

				ENGINE
2.5 DiD	Diesel	100	11/05-12/15	4D56 HP, 4D56DOHC

Engine	Information	S10	T10	T20 - T23	T22 - T25
Eng. 4D56 HP	press. 0.20 bar	7.0035			
All engines	press. 0.40 bar	7.0094			
All engines	Conn. nr. 2			7.1281 T20	

				ENGINE
2.5 DI-D	Diesel	123	08/07-12/15	4D56DOHC

Engine	Information	S10	T10	T20 - T23	T22 - T25
All engines	01/08/11 ->, euro 5	7.0035			
All engines	-> 01/07/11, 01/08/11 ->, euro 4 (D4)	7.0094			
All engines	Conn. nr. 2			7.1281 T20	

				ENGINE
2.5 DI-D	Diesel	131	01/10-12/15	4D56DOHC



Engine	Information	S10	T10	T20 - T23	T22 - T25
All engines		7.0035			
All engines	euro 4 (D4)	7.0094			
All engines	Conn. nr. 2			7.1281 T20	

				ENGINE
2.5 DI-D	Diesel	94	04/10-12/15	4D56DOHC

Engine	Information	S10	T10	T20 - T23	T22 - T25
All engines	euro 5	7.0035			
All engines	euro 4 (D4)	7.0094			
All engines	Conn. nr. 4			7.1177 T20	
All engines	Conn. nr. 2			7.1281 T20	
All engines					7.1017 T22

S10	OIL PRESSURE WARNING LIGHT SWITCH	T10	REVERSING LIGHT SWITCH	T20	BRAKE LIGHT SWITCH
T22	SWITCH CLUTCH CONTROL (CRUISE CONTROL)	T23	SWITCH BRAKE ACTUATION (ENGINE TIMING)	T25	SWITCH CLUTCH CONTROL (ENGINE CONTROL)

FUNCTIONS ON THE VEHICLE

Vehicle	alim.	kW	Date	Engine	 S10	 T10	 T20 - T23	 T22 - T25
---------	-------	----	------	--------	---	---	--	---

				ENGINE
2.5 DI-D 16V 4WD	Diesel	98	04/07-12/15	4D56DOHC

Engine	Information	S10	T10	T20 - T23	T22 - T25
All engines	euro 4 (D4)	7.0094			
All engines		7.0187			7.1017 T22
All engines	Conn. nr. 4			7.1177 T20	
All engines	Conn. nr. 2			7.1281 T20	

				ENGINE
2.5 DI-D 4WD	Diesel	100	11/05-12/15	4D56 HP, 4D56DOHC

Engine	Information	S10	T10	T20 - T23	T22 - T25
Eng. 4D56 HP	press. 0.20 bar	7.0035			
All engines	press. 0.40 bar	7.0094			
Eng. 4D56DOHC	+cruise control, Conn. nr. 4			7.1177 T20	
All engines	Conn. nr. 2, -cruise control			7.1281 T20	

				ENGINE
2.5 DI-D 4WD	Diesel	123	10/07-12/15	4D56 HP, 4D56DOHC

Engine	Information	S10	T10	T20 - T23	T22 - T25
Eng. 4D56 HP	press. 0.20 bar	7.0035			
Eng. 4D56 HP	press. 0.40 bar	7.0094			
Eng. 4D56DOHC		7.0187			
Eng. 4D56DOHC	+cruise control, Conn. nr. 4			7.1177 T20	
All engines	Conn. nr. 2, -cruise control			7.1281 T20	

				ENGINE
2.5 DI-D 4WD	Diesel	131	04/10-12/15	4D56 HP, 4D56DOHC

Engine	Information	S10	T10	T20 - T23	T22 - T25
Eng. 4D56 HP		7.0094			7.1017 T22
Eng. 4D56DOHC		7.0187			
Eng. 4D56DOHC	+cruise control, Conn. nr. 4			7.1177 T20	
All engines	Conn. nr. 2, -cruise control			7.1281 T20	

L400

				ENGINE
2.0	Petrol	78	12/94-11/95	4G63

Engine	Information	S10	T10	T20 - T23	T22 - T25
All engines		7.0035			
All engines	Conn. nr. 2			7.1017 T20	

				ENGINE
2.5 TD	Diesel	64	12/94-03/01	4D56

Engine	Information	S10	T10	T20 - T23	T22 - T25
All engines		7.0035			
All engines	Conn. nr. 2			7.1017 T20	

LANCER III/IV

				ENGINE
1.2	Petrol	44	08/86-04/88	4G16

Engine	Information	S10	T10	T20 - T23	T22 - T25
All engines		7.0035	7.6084	7.1017 T20	

				ENGINE
1.8 Diesel	Diesel	43	01/84-09/86	4D65

Engine	Information	S10	T10	T20 - T23	T22 - T25
All engines		7.0035			
All engines	01/11/87 ->		7.6084		
All engines	no specific info conc. application available			7.1017, 7.1169 T20	

				ENGINE
1.8 Diesel	Diesel	44	09/86-04/88	4D65

Engine	Information	S10	T10	T20 - T23	T22 - T25
All engines		7.0035			
All engines	01/11/87 ->		7.6084		
All engines	no specific info conc. application available			7.1017, 7.1169 T20	

S10	OIL PRESSURE WARNING LIGHT SWITCH	T10	REVERSING LIGHT SWITCH	T20	BRAKE LIGHT SWITCH
T22	SWITCH CLUTCH CONTROL (CRUISE CONTROL)	T23	SWITCH BRAKE ACTUATION (ENGINE TIMING)	T25	SWITCH CLUTCH CONTROL (ENGINE CONTROL)

Vehicle	alim.	kW	Date	Engine	 S10	 T10	 T20 - T23	 T22 - T25
---------	-------	----	------	--------	---	---	--	---

LANCER IX

1.5	Petrol	80	06/08->	ENGINE 4A91
-----	--------	----	---------	----------------

Engine	Information	S10	T10	T20 - T23	T22 - T25
All engines		7.0187			
All engines	Conn. nr. 2			7.1281 T20	

1.5 Bifuel	Petrol/ Petroleum Gas (LPG)	80	02/10->	ENGINE 4A91
------------	-----------------------------------	----	---------	----------------

Engine	Information	S10	T10	T20 - T23	T22 - T25
All engines		7.0187			
All engines	Conn. nr. 2			7.1281 T20	

1.6 MIVEC	Petrol	86	05/10->	ENGINE 4A92
-----------	--------	----	---------	----------------

Engine	Information	S10	T10	T20 - T23	T22 - T25
All engines		7.0187			7.1017 T22, T25
All engines	spanner size 22MM, thread M14x1.5		7.6084		
All engines	Conn. nr. 2			7.1281 T20	7.1257 T25

1.8	Petrol	103	05/10->	ENGINE 4B10, 4J10
-----	--------	-----	---------	----------------------

Engine	Information	S10	T10	T20 - T23	T22 - T25
All engines		7.0187	7.6319		7.1017 T25
All engines	+cruise control, Conn. nr. 4			7.1177 T20	
All engines	Conn. nr. 2, -cruise control			7.1281 T20	

1.8	Petrol	105	02/08->	ENGINE 4B10
-----	--------	-----	---------	----------------

Engine	Information	S10	T10	T20 - T23	T22 - T25
All engines		7.0187	7.6319		7.1017 T25
All engines	+cruise control, Conn. nr. 4			7.1177 T20	
All engines	Conn. nr. 2, -cruise control			7.1281 T20	

1.8 Bifuel	Petrol/ Petroleum Gas (LPG)	105	01/10->	ENGINE 4B10
------------	-----------------------------------	-----	---------	----------------

Engine	Information	S10	T10	T20 - T23	T22 - T25
All engines		7.0187	7.6319		7.1017 T25
All engines	+cruise control, Conn. nr. 4			7.1177 T20	
All engines	Conn. nr. 2, -cruise control			7.1281 T20	

1.8 DI-D	Diesel	110	06/10->	ENGINE 4N13
----------	--------	-----	---------	----------------

Engine	Information	S10	T10	T20 - T23	T22 - T25
All engines		7.0187			7.1017 T22, T25
All engines	+cruise control, Conn. nr. 4			7.1177 T20	
All engines	Conn. nr. 2, -cruise control			7.1281 T20	
All engines	Conn. nr. 2				7.1257 T25

1.8 DI-D	Diesel	85	05/10->	ENGINE 4N13
----------	--------	----	---------	----------------

Engine	Information	S10	T10	T20 - T23	T22 - T25
All engines		7.0187			7.1017 T22, T25
All engines	+cruise control, Conn. nr. 4			7.1177 T20	
All engines	Conn. nr. 2, -cruise control			7.1281 T20	
All engines	Conn. nr. 2				7.1257 T25

1.8 Flex	Petrol/ Ethanol	103	03/09->	ENGINE 4B10
----------	--------------------	-----	---------	----------------

Engine	Information	S10	T10	T20 - T23	T22 - T25
All engines		7.0187	7.6319		7.1017 T25
All engines	+cruise control, Conn. nr. 4			7.1177 T20	
All engines	Conn. nr. 2, -cruise control			7.1281 T20	

S10 OIL PRESSURE WARNING LIGHT SWITCH	T10 REVERSING LIGHT SWITCH	T20 BRAKE LIGHT SWITCH
T22 SWITCH CLUTCH CONTROL (CRUISE CONTROL)	T23 SWITCH BRAKE ACTUATION (ENGINE TIMING)	T25 SWITCH CLUTCH CONTROL (ENGINE CONTROL)

FUNCTIONS ON THE VEHICLE

Vehicle	alim.	kW	Date	Engine	 S10	 T10	 T20 - T23	 T22 - T25
---------	-------	----	------	--------	---	---	--	---

				ENGINE
1.8 Flexfuel	Petrol/ Ethanol	103	03/09->	4B10

Engine	Information	S10	T10	T20 - T23	T22 - T25
All engines		7.0187	7.6319		
All engines	pole nr. 4			7.1177 T20	
All engines	pole nr. 2			7.1281 T20	
All engines	no specific info conc. application available				7.1017, 7.1257 T22

				ENGINE
1.8 Flexfuel	Petrol/ Ethanol	105	01/10->	4B10

Engine	Information	S10	T10	T20 - T23	T22 - T25
All engines		7.0187			
All engines	Conn. nr. 4			7.1177 T20	

				ENGINE
1.8 i	Petrol	0	10/07->	--

Engine	Information	S10	T10	T20 - T23	T22 - T25
All engines		7.0187	7.6319		
All engines	pole nr. 4			7.1177 T20	
All engines	pole nr. 2			7.1281 T20	
All engines	no specific info conc. application available				7.1017, 7.1257 T22

				ENGINE
1.8 MIVEC	Petrol	103	03/09->	4B10, 4J10

Engine	Information	S10	T10	T20 - T23	T22 - T25
All engines		7.0187	7.6319		
All engines	+cruise control, Conn. nr. 4			7.1177 T20	
All engines	Conn. nr. 2, -cruise control			7.1281 T20	
All engines	CX3A/CX6A				7.1017 T22
All engines	Conn. nr. 2, CX6A				7.1257 T25

				ENGINE
1.8 Mivec	Petrol	110	11/09->	4B10

Engine	Information	S10	T10	T20 - T23	T22 - T25
All engines		7.0187	7.6319		7.1017 T22
All engines	Conn. nr. 4			7.1177 T20	
All engines	Conn. nr. 2			7.1281 T20	

				ENGINE
2.0	Petrol	108	01/09->	4B11

Engine	Information	S10	T10	T20 - T23	T22 - T25
All engines		7.0187	7.6319		7.1017 T22
All engines	Conn. nr. 4			7.1177 T20	

				ENGINE
2.0	Petrol	110	01/13->	4B11

Engine	Information	S10	T10	T20 - T23	T22 - T25
All engines		7.0187	7.6319		7.1017 T22
All engines	pole nr. 4			7.1177 T20	
All engines	pole nr. 2			7.1281 T20	

				ENGINE
2.0	Petrol	115	04/08->	4B11

Engine	Information	S10	T10	T20 - T23	T22 - T25
All engines		7.0187	7.6319		7.1017 T22
All engines	pole nr. 4			7.1177 T20	
All engines	pole nr. 2			7.1281 T20	

				ENGINE
2.0 DI-D	Diesel	103	01/08->	BKD, BSY, BWC

Engine	Information	S10	T10	T20 - T23	T22 - T25
All engines		7.0132			7.1017 T25
All engines	Conn. nr. 4			7.1177 T20	

				ENGINE
2.0 EVO X	Petrol	257	10/11->	4B11

Engine	Information	S10	T10	T20 - T23	T22 - T25
All engines		7.0187			7.1017 T22
All engines	spanner size 22MM, thread M14x1.5		7.6084		

S10	OIL PRESSURE WARNING LIGHT SWITCH	T10	REVERSING LIGHT SWITCH	T20	BRAKE LIGHT SWITCH
T22	SWITCH CLUTCH CONTROL (CRUISE CONTROL)	T23	SWITCH BRAKE ACTUATION (ENGINE TIMING)	T25	SWITCH CLUTCH CONTROL (ENGINE CONTROL)

Vehicle	alim.	kW	Date	Engine	 S10	 T10	 T20 - T23	 T22 - T25
---------	-------	----	------	--------	---	---	--	---

ENGINE				
2.0 EVO X	Petrol	257	10/11->	4B11

Engine	Information	S10	T10	T20 - T23	T22 - T25
All engines	Conn. nr. 4			7.1177 T20	
All engines	Conn. nr. 2			7.1281 T20	

ENGINE				
2.0 EVO X	Petrol	296	06/09->	4B11

Engine	Information	S10	T10	T20 - T23	T22 - T25
All engines		7.0187			7.1017 T25
All engines	spanner size 22MM, thread M14x1.5		7.6084		
All engines	+cruise control, Conn. nr. 4			7.1177 T20	
All engines	Conn. nr. 2, -cruise control			7.1281 T20	

ENGINE				
2.0 i	Petrol	113	01/09->	4B11

Engine	Information	S10	T10	T20 - T23	T22 - T25
All engines		7.0187	7.6319		7.1017 T22
All engines	pole nr. 4			7.1177 T20	
All engines	pole nr. 2			7.1281 T20	

ENGINE				
2.0 i	Petrol	118	10/09->	4B11

Engine	Information	S10	T10	T20 - T23	T22 - T25
All engines		7.0187	7.6319		7.1017 T22
All engines	pole nr. 4			7.1177 T20	
All engines	pole nr. 2			7.1281 T20	

ENGINE				
2.0 i Ralliart 4WD	Petrol	177	10/08->	4B11, 4B11 T/C

Engine	Information	S10	T10	T20 - T23	T22 - T25
All engines		7.0187			
Eng. 4B11 T/C			7.6084		
Eng. 4B11			7.6319		
All engines	+cruise control, Conn. nr. 4, pole nr. 4			7.1177 T20	
All engines	Conn. nr. 2, -cruise control, pole nr. 2			7.1281 T20	

ENGINE				
2.0 Ralliart	Petrol	184	08/11->	4B11 T/C

Engine	Information	S10	T10	T20 - T23	T22 - T25
All engines		7.0187	7.6084		
All engines	pole nr. 4			7.1177 T20	
All engines	pole nr. 2			7.1281 T20	

ENGINE				
2.0 Ralliart 4WD	Petrol	177	10/08->	4B11, 4B11 T/C

Engine	Information	S10	T10	T20 - T23	T22 - T25
All engines		7.0187			
Eng. 4B11 T/C			7.6084		
All engines	+cruise control, Conn. nr. 4, pole nr. 4			7.1177 T20	
All engines	Conn. nr. 2, -cruise control, pole nr. 2			7.1281 T20	

ENGINE				
EVO X	Petrol	206	10/07-10/08	4B11





Engine	Information	S10	T10	T20 - T23	T22 - T25
All engines		7.0187			7.1017 T22
All engines	spanner size 22MM, thread M14x1.5		7.6084		
All engines	Conn. nr. 4, man 5 speed			7.1177 T20	
All engines	Conn. nr. 2, man 6 speed			7.1281 T20	

ENGINE				
EVO X	Petrol	217	06/08-06/15	4B11, 4B11 T/C





Engine	Information	S10	T10	T20 - T23	T22 - T25
All engines		7.0187			
All engines	spanner size 22MM, thread M14x1.5		7.6084		
All engines	+cruise control, Conn. nr. 4, pole nr. 4			7.1177 T20	
All engines	Conn. nr. 2, -cruise control, pole nr. 2			7.1281 T20	
Eng. 4B11					7.1017 T25

S10 OIL PRESSURE WARNING LIGHT SWITCH	T10 REVERSING LIGHT SWITCH	T20 BRAKE LIGHT SWITCH
T22 SWITCH CLUTCH CONTROL (CRUISE CONTROL)	T23 SWITCH BRAKE ACTUATION (ENGINE TIMING)	T25 SWITCH CLUTCH CONTROL (ENGINE CONTROL)

FUNCTIONS ON THE VEHICLE

Vehicle	alim.	kW	Date	Engine	 S10	 T10	 T20 - T23	 T22 - T25
ENGINE								
EVO X	Petrol	221	06/08-03/15	4B11 T/C				
Engine	Information			S10	T10	T20 - T23	T22 - T25	
All engines				7.0187	7.6084			
All engines	pole nr. 4					7.1177	T20	
All engines	pole nr. 2					7.1281	T20	
ENGINE								
EVO X - FQ330	Petrol	242	03/08-06/15	4B11, 4B11FQ30				
Engine	Information			S10	T10	T20 - T23	T22 - T25	
All engines				7.0187				
All engines	spanner size 22MM, thread M14x1.5				7.6084			
All engines	+cruise control, Conn. nr. 4, pole nr. 4					7.1177	T20	
All engines	Conn. nr. 2, -cruise control, pole nr. 2					7.1281	T20	
Eng. 4B11							7.1017	T25
ENGINE								
EVO X - FQ360	Petrol	264	03/08-06/15	4B11, 4B11FQ60				
Engine	Information			S10	T10	T20 - T23	T22 - T25	
All engines				7.0187				
All engines	spanner size 22MM, thread M14x1.5				7.6084			
All engines	+cruise control, Conn. nr. 4, pole nr. 4					7.1177	T20	
All engines	Conn. nr. 2, -cruise control, pole nr. 2					7.1281	T20	
Eng. 4B11							7.1017	T25
ENGINE								
EVO X - FQ400	Petrol	301	05/09-12/10	4B11				
Engine	Information			S10	T10	T20 - T23	T22 - T25	
All engines				7.0187				
All engines	+cruise control, Conn. nr. 4					7.1177	T20	
All engines	Conn. nr. 2, -cruise control					7.1281	T20	
LANCER V								
ENGINE								
1.2 GL	Petrol	44	05/88-08/92	4G16				
Engine	Information			S10	T10	T20 - T23	T22 - T25	
All engines				7.0035	7.6084	7.1017	T20	
ENGINE								
1.3	Petrol	51	08/88-05/92	G13B				
Engine	Information			S10	T10	T20 - T23	T22 - T25	
All engines				7.0017	7.6084			
All engines	LHD					7.1017	T20	
All engines	RHD					7.1169	T20	
ENGINE								
1.3 GL	Petrol	50	05/88-06/90	G13B				
Engine	Information			S10	T10	T20 - T23	T22 - T25	
All engines				7.0017	7.6084			
All engines	LHD					7.1017	T20	
All engines	RHD					7.1169	T20	
ENGINE								
1.5	Petrol	56	09/88-08/90	4G15 (12V)				
Engine	Information			S10	T10	T20 - T23	T22 - T25	
All engines				7.0035	7.6084	7.1017	T20	
ENGINE								
1.5	Petrol	61	04/89-08/90	4G15 (12V)				
Engine	Information			S10	T10	T20 - T23	T22 - T25	
All engines				7.0035	7.6084	7.1017	T20	
ENGINE								
1.5	Petrol	62	04/88-05/92	4G15 (12V), 4G15 (8V)				
Engine	Information			S10	T10	T20 - T23	T22 - T25	
All engines				7.0017	7.6084			
All engines	LHD					7.1017	T20	
All engines	RHD					7.1169	T20	




S10	OIL PRESSURE WARNING LIGHT SWITCH	T10	REVERSING LIGHT SWITCH	T20	BRAKE LIGHT SWITCH
T22	SWITCH CLUTCH CONTROL (CRUISE CONTROL)	T23	SWITCH BRAKE ACTUATION (ENGINE TIMING)	T25	SWITCH CLUTCH CONTROL (ENGINE CONTROL)

Vehicle	alim.	kW	Date	Engine	 S10	 T10	 T20 - T23	 T22 - T25
ENGINE								
1.5	Petrol	65	09/90-09/92	4G15 (12V)				
ENGINE								
Engine Information					S10	T10	T20 - T23	T22 - T25
All engines					7.0035	7.6084	7.1017 T20	
1.5 12V	Petrol	66	05/89-05/92	4G15 (12V)				
ENGINE								
Engine Information					S10	T10	T20 - T23	T22 - T25
All engines					7.0035	7.6084	7.1017 T20	
1.5 GLS	Petrol	63	08/89-08/92	4G15 (12V)				
ENGINE								
Engine Information					S10	T10	T20 - T23	T22 - T25
All engines					7.0035	7.6084	7.1017 T20	
1.6 16V	Petrol	83	06/92-05/94	4G92 (SOHC 16V)				
ENGINE								
Engine Information					S10	T10	T20 - T23	T22 - T25
All engines					7.0094	7.6084	7.1017 T20	
1.6 4WD	Petrol	84	06/92-11/93	4G92 (SOHC 16V)				
ENGINE								
Engine Information					S10	T10	T20 - T23	T22 - T25
All engines					7.0094	7.6084	7.1017 T20	
1.6 GTi	Petrol	91	05/88-05/90	4G61				
ENGINE								
Engine Information					S10	T10	T20 - T23	T22 - T25
All engines					7.0017	7.6084		
All engines LHD							7.1017 T20	
All engines RHD							7.1169 T20	
1.8 4WD	Petrol	63	03/89-12/90	4G37				
ENGINE								
Engine Information					S10	T10	T20 - T23	T22 - T25
All engines					7.0035	7.6084		
All engines no specific info conc. application available							7.1017, 7.1169 T20	
1.8 4WD	Petrol	69	08/90-06/92	4G37				
ENGINE								
Engine Information					S10	T10	T20 - T23	T22 - T25
All engines					7.0035	7.6084		
All engines no specific info conc. application available							7.1017, 7.1169 T20	
1.8 4WD	Petrol	71	09/89-06/92	4G37				
ENGINE								
Engine Information					S10	T10	T20 - T23	T22 - T25
All engines					7.0035	7.6084		
All engines no specific info conc. application available							7.1017, 7.1169 T20	
1.8 D	Diesel	43	09/85-09/86	4D65				
ENGINE								
Engine Information					S10	T10	T20 - T23	T22 - T25
All engines					7.0035	7.6084		
All engines no specific info conc. application available							7.1017, 7.1169 T20	
1.8 D	Diesel	44	08/86-06/92	4D65				
ENGINE								
Engine Information					S10	T10	T20 - T23	T22 - T25
All engines					7.0035	7.6084		
All engines no specific info conc. application available							7.1017, 7.1169 T20	
1.8 GLX Diesel	Diesel	44	04/88-05/92	4D65				
ENGINE								
Engine Information					S10	T10	T20 - T23	T22 - T25
All engines					7.0035	7.6084		
All engines no specific info conc. application available							7.1017, 7.1169 T20	

S10	OIL PRESSURE WARNING LIGHT SWITCH	T10	REVERSING LIGHT SWITCH	T20	BRAKE LIGHT SWITCH
T22	SWITCH CLUTCH CONTROL (CRUISE CONTROL)	T23	SWITCH BRAKE ACTUATION (ENGINE TIMING)	T25	SWITCH CLUTCH CONTROL (ENGINE CONTROL)

				FUNCTIONS ON THE VEHICLE					
Vehicle	alim.	kW	Date	Engine	 S10	 T10	 T20 - T23	 T22 - T25	
ENGINE									
1.8 GTi	Petrol	70	06/92-07/93	4G37					
Engine	Information			S10	T10	T20 - T23	T22 - T25		
All engines				7.0035	7.6084				
All engines	no specific info conc. application available					7.1017, 7.1169	T20		
ENGINE									
1.8 GTi 16V	Petrol	100	11/89-05/92	4G67					
Engine	Information			S10	T10	T20 - T23	T22 - T25		
All engines				7.0035	7.6084				
All engines	no specific info conc. application available					7.1017, 7.1169	T20		
ENGINE									
1.8 GTi 16V	Petrol	103	06/92-12/93	4G93 (DOHC 16V)					
Engine	Information			S10	T10	T20 - T23	T22 - T25		
All engines				7.0035	7.6084	7.1017	T20		
ENGINE									
2.0 D	Diesel	50	06/92-07/93	4D68					
Engine	Information			S10	T10	T20 - T23	T22 - T25		
All engines				7.0035	7.6084	7.1017	T20		
LANCER VI									
ENGINE									
1.5	Petrol	65	09/92-07/96	4G15 (12V)					
Engine	Information			S10	T10	T20 - T23	T22 - T25		
All engines				7.0035	7.6084	7.1017	T20		
ENGINE									
1.6 16V	Petrol	83	06/92-10/03	4G92 (SOHC 16V)					
Engine	Information			S10	T10	T20 - T23	T22 - T25		
All engines				7.0094	7.6084	7.1017	T20		
ENGINE									
1.6 16V 4WD	Petrol	83	06/92-10/03	4G92 (SOHC 16V)					
Engine	Information			S10	T10	T20 - T23	T22 - T25		
All engines				7.0094	7.6084	7.1017	T20		
ENGINE									
1.6 i	Petrol	71	09/92-07/96	4G92 (SOHC 16V)					
Engine	Information			S10	T10	T20 - T23	T22 - T25		
All engines				7.0094	7.6084	7.1017	T20		
ENGINE									
1.8	Petrol	115	09/92-07/96	4G93 (DOHC 16V)					
Engine	Information			S10	T10	T20 - T23	T22 - T25		
All engines				7.0035	7.6084	7.1017	T20		
ENGINE									
1.8 16V	Petrol	103	06/92-12/93	4G93 (DOHC 16V)					
Engine	Information			S10	T10	T20 - T23	T22 - T25		
All engines				7.0035	7.6084	7.1017	T20		
ENGINE									
1.8 4WD	Petrol	88	03/95-10/03	4G93 (SOHC 16V)					
Engine	Information			S10	T10	T20 - T23	T22 - T25		
All engines				7.0035	7.6084	7.1017	T20		
ENGINE									
1.8 GTi	Petrol	70	06/92-07/93	4G37					
Engine	Information			S10	T10	T20 - T23	T22 - T25		
All engines				7.0035	7.6084				
All engines	no specific info conc. application available					7.1017, 7.1169	T20		
ENGINE									
1.8 i	Petrol	88	03/95-10/03	4G93 (SOHC 16V)					
Engine	Information			S10	T10	T20 - T23	T22 - T25		
All engines				7.0035	7.6084	7.1017	T20		
ENGINE									
2.0 D	Diesel	50	12/92-10/03	4D68					
Engine	Information			S10	T10	T20 - T23	T22 - T25		
All engines				7.0035	7.6084	7.1017	T20		
ENGINE									
S10	OIL PRESSURE WARNING LIGHT SWITCH			T10	REVERSING LIGHT SWITCH			T20	BRAKE LIGHT SWITCH
T22	SWITCH CLUTCH CONTROL (CRUISE CONTROL)			T23	SWITCH BRAKE ACTUATION (ENGINE TIMING)			T25	SWITCH CLUTCH CONTROL (ENGINE CONTROL)

FUNCTIONS ON THE VEHICLE

Vehicle	alim.	kW	Date	Engine	 S10	 T10	 T20 - T23	 T22 - T25
---------	-------	----	------	--------	---	---	--	---

				ENGINE
2.0 Diesel	Diesel	50	06/92-12/96	4D68

Engine	Information	S10	T10	T20 - T23	T22 - T25
All engines		7.0035	7.6084	7.1017 T20	

LANCER VII

				ENGINE
1.3 12V	Petrol	55	12/95-08/03	4G13 (12V), 4G13M

Engine	Information	S10	T10	T20 - T23	T22 - T25
All engines		7.0035			
All engines	spanner size 22MM, thread M14x1.5		7.6084		
All engines	Conn. nr. 2			7.1017 T20	

				ENGINE
1.5	Petrol	74	06/00-08/03	4G15 (16V)

Engine	Information	S10	T10	T20 - T23	T22 - T25
All engines		7.0035	7.6084	7.1017 T20	

				ENGINE
1.5 16V	Petrol	69	10/99-08/03	4G15 (16V)

Engine	Information	S10	T10	T20 - T23	T22 - T25
All engines		7.0035	7.6084	7.1017 T20	

				ENGINE
1.6 16V	Petrol	66	12/95-08/03	4G92 (SOHC 16V)

Engine	Information	S10	T10	T20 - T23	T22 - T25
All engines		7.0094	7.6084	7.1017 T20	

				ENGINE
2.0 16V EVO IV	Petrol	199	08/96-06/97	4G63 Turbo

Engine	Information	S10	T10	T20 - T23	T22 - T25
All engines		7.0035	7.6084	7.1017 T20	

				ENGINE
EVO V	Petrol	206	01/98-12/98	4G63 Turbo, 4G63DOHC

Engine	Information	S10	T10	T20 - T23	T22 - T25
All engines		7.0035			
All engines	spanner size 22MM, thread M14x1.5		7.6084		
Eng. 4G63 Turbo				7.1017 T20	
Eng. 4G63DOHC	Conn. nr. 2			7.1281 T20	

				ENGINE
EVO VI	Petrol	207	01/99-02/01	4G63 Turbo

Engine	Information	S10	T10	T20 - T23	T22 - T25
All engines		7.0035	7.6084	7.1017 T20	

LANCER VIII

				ENGINE
1.3	Petrol	60	09/03-12/13	4G13 (16V), 4G13S

Engine	Information	S10	T10	T20 - T23	T22 - T25
All engines		7.0035			
All engines	spanner size 22MM, thread M14x1.5		7.6084		
All engines	Conn. nr. 2			7.1281 T20	

				ENGINE
1.6	Petrol	72	09/03-12/13	4G18

Engine	Information	S10	T10	T20 - T23	T22 - T25
All engines		7.0035			7.1017 T25
All engines	spanner size 22MM, thread M14x1.5		7.6084		
All engines	Conn. nr. 4			7.1177 T20	
All engines	Conn. nr. 2			7.1281 T20	

				ENGINE
2.0	Petrol	257	04/04-08/06	4G63DOHC





Engine	Information	S10	T10	T20 - T23	T22 - T25
All engines		7.0035			7.1017 T22
All engines	spanner size 22MM, thread M14x1.5		7.6084		
All engines	Conn. nr. 2			7.1281 T20	

				ENGINE
2.0	Petrol	99	09/03-12/13	4G63DOHC




Engine	Information	S10	T10	T20 - T23	T22 - T25
All engines		7.0035			7.1017 T22

S10 OIL PRESSURE WARNING LIGHT SWITCH	T10 REVERSING LIGHT SWITCH	T20 BRAKE LIGHT SWITCH
T22 SWITCH CLUTCH CONTROL (CRUISE CONTROL)	T23 SWITCH BRAKE ACTUATION (ENGINE TIMING)	T25 SWITCH CLUTCH CONTROL (ENGINE CONTROL)

FUNCTIONS ON THE VEHICLE

Vehicle	alim.	kW	Date	Engine	 S10	 T10	 T20 - T23	 T22 - T25
ENGINE								
2.0	Petrol	99	09/03-12/13	4G63DOHC				
Engine	Information			S10	T10	T20 - T23	T22 - T25	
All engines	spanner size 22MM, thread M14x1.5				7.6084			
All engines	Conn. nr. 4					7.1177	T20	
All engines	Conn. nr. 2					7.1281	T20	
ENGINE								
2.0i	Petrol	113	10/07->	4B11				
Engine	Information			S10	T10	T20 - T23	T22 - T25	
All engines				7.0187	7.6319			7.1017 T25
All engines	+cruise control, Conn. nr. 4					7.1177	T20	
All engines	Conn. nr. 2, -cruise control					7.1281	T20	
ENGINE								
2.0 Mivec [ExtraEU]	Petrol	113	03/07->	4B11				
Engine	Information			S10	T10	T20 - T23	T22 - T25	
All engines				7.0187	7.6319			7.1017 T25
All engines	+cruise control, Conn. nr. 4					7.1177	T20	
All engines	Conn. nr. 2, -cruise control					7.1281	T20	
ENGINE								
EVO IX	Petrol	206	01/05-09/07	4G63DOHC				
Engine	Information			S10	T10	T20 - T23	T22 - T25	
All engines				7.0094	7.6231			
All engines	Conn. nr. 2					7.1281	T20	
ENGINE								
EVO IX	Petrol	213	08/05-09/06	4G63DOHC				
Engine	Information			S10	T10	T20 - T23	T22 - T25	
All engines	-> 01/09/05			7.0035				
All engines	01/10/05 ->			7.0094				
All engines	spanner size 22MM, thread M14x1.5				7.6084			
All engines	Conn. nr. 2					7.1281	T20	
ENGINE								
EVO IX	Petrol	269	07/06-10/08	4G63DOHC				
Engine	Information			S10	T10	T20 - T23	T22 - T25	
All engines				7.0094				7.1017 T22
All engines	spanner size 22MM, thread M14x1.5				7.6084			
All engines	Conn. nr. 2					7.1281	T20	
ENGINE								
EVO IX - FQ-300	Petrol	227	06/05-12/06	4G63DOHC				
Engine	Information			S10	T10	T20 - T23	T22 - T25	
All engines	-> 01/07/05			7.0035				
All engines	01/08/05 ->			7.0094	7.6231			
All engines	-> 01/07/05, spanner size 22MM, thread M14x1.5				7.6084			
All engines	Conn. nr. 2					7.1281	T20	
All engines								7.1017 T25
ENGINE								
EVO IX - FQ-340	Petrol	257	06/05-12/07	4G63DOHC				
Engine	Information			S10	T10	T20 - T23	T22 - T25	
All engines	-> 01/07/05			7.0035				
All engines	01/08/05 ->			7.0094				
All engines	spanner size 22MM, thread M14x1.5				7.6084			
All engines	Conn. nr. 2					7.1281	T20	
All engines								7.1017 T22
ENGINE								
EVO VIII	Petrol	206	04/03-03/05	4G63DOHC				
Engine	Information			S10	T10	T20 - T23	T22 - T25	
All engines				7.0035				
All engines	spanner size 22MM, thread M14x1.5				7.6084			
All engines	Conn. nr. 2					7.1281	T20	
ENGINE								
EVO VIII - 260	Petrol	195	03/04-07/05	4G63DOHC				
Engine	Information			S10	T10	T20 - T23	T22 - T25	
All engines	-> 01/01/05			7.0035				

S10	OIL PRESSURE WARNING LIGHT SWITCH	T10	REVERSING LIGHT SWITCH	T20	BRAKE LIGHT SWITCH
T22	SWITCH CLUTCH CONTROL (CRUISE CONTROL)	T23	SWITCH BRAKE ACTUATION (ENGINE TIMING)	T25	SWITCH CLUTCH CONTROL (ENGINE CONTROL)

Vehicle	alim.	kW	Date	Engine	 S10	 T10	 T20 - T23	 T22 - T25
---------	-------	----	------	--------	---	---	--	---

ENGINE				
EVO VIII - 260	Petrol	195	03/04-07/05	4G63DOHC

Engine	Information	S10	T10	T20 - T23	T22 - T25
All engines	01/02/05 ->	7.0094			
All engines	man 5 speed, spanner size 22MM, thread M14x1.5		7.6084		
All engines	man 6 speed		7.6231		
All engines	Conn. nr. 2			7.1281	T20
All engines					7.1017 T25

ENGINE				
EVO VIII - FQ-320	Petrol	243	04/04-08/06	4G63DOHC

Engine	Information	S10	T10	T20 - T23	T22 - T25
All engines		7.0035			7.1017 T22
All engines	spanner size 22MM, thread M14x1.5		7.6084		
All engines	Conn. nr. 2			7.1281	T20

ENGINE				
EVO VIII - FQ-330	Petrol	246	10/03-08/06	4G63DOHC

Engine	Information	S10	T10	T20 - T23	T22 - T25
All engines		7.0035			7.1017 T22
All engines	spanner size 22MM, thread M14x1.5		7.6084		
All engines	Conn. nr. 2			7.1281	T20

ENGINE				
EVO VIII - FQ-400	Petrol	302	10/04-08/06	4G63DOHC

Engine	Information	S10	T10	T20 - T23	T22 - T25
All engines		7.0035			7.1017 T22
All engines	spanner size 22MM, thread M14x1.5		7.6084		
All engines	Conn. nr. 2			7.1281	T20

MIRAGE III

ENGINE				
1.5	Petrol	62	05/88-06/90	4G15 (12V)

Engine	Information	S10	T10	T20 - T23	T22 - T25
All engines		7.0035	7.6084		
All engines	-cruise control			7.1017	T20

ENGINE				
1.5 12V	Petrol	60	05/88-06/90	4G15 (12V)

Engine	Information	S10	T10	T20 - T23	T22 - T25
All engines		7.0035	7.6084		
All engines	-cruise control			7.1017	T20

ENGINE				
1.5 12V	Petrol	62	05/88-06/90	4G15 (12V)

Engine	Information	S10	T10	T20 - T23	T22 - T25
All engines		7.0035	7.6084		
All engines	-cruise control			7.1017	T20

MIRAGE IV

ENGINE				
1.8 Gsi	Petrol	103	12/91-08/95	4G93 (SOHC 16V)

Engine	Information	S10	T10	T20 - T23	T22 - T25
All engines			7.6084		
All engines	-cruise control			7.1017	T20

MIRAGE V

ENGINE				
1.5	Petrol	81	09/95-08/99	4G15DOHC

Engine	Information	S10	T10	T20 - T23	T22 - T25
All engines		7.0035			
All engines	spanner size 22MM, thread M14x1.5		7.6084		
All engines	Conn. nr. 2			7.1017	T20

ENGINE				
1.5 [ExtraEU]	Petrol	81	09/95-05/04	4G15DOHC

Engine	Information	S10	T10	T20 - T23	T22 - T25
All engines		7.0035			
All engines	spanner size 22MM, thread M14x1.5		7.6084		
All engines	Conn. nr. 2			7.1017	T20

S10 OIL PRESSURE WARNING LIGHT SWITCH	T10 REVERSING LIGHT SWITCH	T20 BRAKE LIGHT SWITCH
T22 SWITCH CLUTCH CONTROL (CRUISE CONTROL)	T23 SWITCH BRAKE ACTUATION (ENGINE TIMING)	T25 SWITCH CLUTCH CONTROL (ENGINE CONTROL)

FUNCTIONS ON THE VEHICLE

Vehicle	alim.	kW	Date	Engine	 S10	 T10	 T20 - T23	 T22 - T25
---------	-------	----	------	--------	---	---	--	---

MIRAGE VI

1.0	Petrol	0	05/12->	ENGINE
				--

Engine	Information	S10	T10	T20 - T23	T22 - T25
All engines		7.0187			7.1257 T22
All engines	pole nr. 4			7.1177 T20	
All engines	pole nr. 2			7.1281 T20	

1.0	Petrol	51	05/12->	ENGINE
				3A90

Engine	Information	S10	T10	T20 - T23	T22 - T25
All engines		7.0187			7.1257 T22
All engines	pole nr. 4			7.1177 T20	
All engines	pole nr. 2			7.1281 T20	

1.0	Petrol	52	05/12->	ENGINE
				3A90

Engine	Information	S10	T10	T20 - T23	T22 - T25
All engines		7.0187			
All engines	Conn. nr. 2			7.1281 T20	7.1257 T22, T25

1.0 Bifuel	Petrol/ Petro- leum Gas (LPG)	52	04/14->	ENGINE
				3A90

Engine	Information	S10	T10	T20 - T23	T22 - T25
All engines		7.0187			
All engines	Conn. nr. 2			7.1281 T20	7.1257 T22, T25

1.2	Petrol	57	01/12->	ENGINE
				3A92

Engine	Information	S10	T10	T20 - T23	T22 - T25
All engines		7.0187			7.1257 T22
All engines	pole nr. 4			7.1177 T20	
All engines	pole nr. 2			7.1281 T20	

1.2	Petrol	59	10/12->	ENGINE
				3A92

Engine	Information	S10	T10	T20 - T23	T22 - T25
All engines		7.0187			
All engines	Conn. nr. 4, CVT			7.1177 T20	
All engines	Conn. nr. 2, man 5 speed, man.			7.1281 T20	
All engines	Conn. nr. 2				7.1257 T22, T25

MONTERO

2.4 16V	Petrol	100	04/91->	ENGINE
				4G64 (12V)

Engine	Information	S10	T10	T20 - T23	T22 - T25
All engines		7.0035	7.6176		
All engines	-cruise control			7.1017 T20	
All engines	+cruise control			7.1044 T20	

2.5 TDiC 4x4	Diesel	62	05/86-02/91	ENGINE
				4D56 (12V)

Engine	Information	S10	T10	T20 - T23	T22 - T25
All engines		7.0035			
All engines	ext. thread M 12 x 1, 25 mm		7.6047		
All engines	pole nr. 4			7.1044 T20	
All engines	pole nr. 2			7.1169 T20	

2.6i [USA]	Petrol	76	01/83-12/90	ENGINE
				4G54

Engine	Information	S10	T10	T20 - T23	T22 - T25
All engines		7.0035	7.6047		
All engines	-cruise control			7.1017 T20	
All engines	+cruise control			7.1044 T20	

S10 OIL PRESSURE WARNING LIGHT SWITCH	T10 REVERSING LIGHT SWITCH	T20 BRAKE LIGHT SWITCH
T22 SWITCH CLUTCH CONTROL (CRUISE CONTROL)	T23 SWITCH BRAKE ACTUATION (ENGINE TIMING)	T25 SWITCH CLUTCH CONTROL (ENGINE CONTROL)

FUNCTIONS ON THE VEHICLE

Vehicle	alim.	kW	Date	Engine	 S10	 T10	 T20 - T23	 T22 - T25
---------	-------	----	------	--------	---	---	--	---

ENGINE				
3.0 V6	Petrol	131	09/06->	6G72 (SOHC 12V)

Engine	Information	S10	T10	T20 - T23	T22 - T25
All engines		7.0187		7.1177 T20	7.1017 T22

ENGINE				
3.8 V6	Petrol	184	09/07->	6G75

Engine	Information	S10	T10	T20 - T23	T22 - T25
All engines	press. 0.20 bar	7.0187			
All engines	press. 1 bar	7.0188			
All engines	-> 31/08/10			7.1177 T20	
All engines	01/09/10 ->			7.1281 T20	

MONTERO IO

ENGINE				
1.8 GDI	Petrol	88	08/99->	4G93 (SOHC 16V)

Engine	Information	S10	T10	T20 - T23	T22 - T25
All engines		7.0094	7.6240	7.1281 T20	

ENGINE				
2.0 GDI	Petrol	95	07/00->	4G94 (GDI)

Engine	Information	S10	T10	T20 - T23	T22 - T25
All engines		7.0094	7.6240	7.1281 T20	

MONTERO SPORT

ENGINE				
3.0 V6	Petrol	130	11/98->	6G72

Engine	Information	S10	T10	T20 - T23	T22 - T25
All engines		7.0035	7.6202		7.1017 T22
All engines	-> 31/05/02, 01/02/99 ->			7.1017 T20	
All engines	01/06/02 ->			7.1044 T20	
All engines	-> 31/01/99			7.1169 T20	

OUTLANDER I

ENGINE				
2.0	Petrol	100	05/03-10/06	4G63 (DOHC 16V), 4G63DOHC

Engine	Information	S10	T10	T20 - T23	T22 - T25
All engines	-> 31/10/06	7.0035			
Eng. 4G63 (DOHC 16V)	01/11/06 ->	7.0187			
All engines	spanner size 22MM, thread M14x1.5		7.6084		
All engines	Conn. nr. 2			7.1281 T20	

ENGINE				
2.0 4WD	Petrol	100	05/03-10/06	4G63 (DOHC 16V), 4G63DOHC

Engine	Information	S10	T10	T20 - T23	T22 - T25
All engines	-> 31/10/06	7.0035			
Eng. 4G63 (DOHC 16V)	01/11/06 ->	7.0187			
All engines	spanner size 22MM, thread M14x1.5		7.6084		
All engines	Conn. nr. 2			7.1281 T20	

ENGINE				
2.0 4WD	Petrol	93	05/03-10/06	4G63 (DOHC 16V)

Engine	Information	S10	T10	T20 - T23	T22 - T25
All engines	-> 31/10/06	7.0035			
All engines	01/11/06 ->	7.0187			
All engines			7.6084	7.1281 T20	

ENGINE				
2.0 Turbo 4WD	Petrol	148	04/04-10/06	4G63DOHC, 4G63-T (DOHC 16V)


Engine	Information	S10	T10	T20 - T23	T22 - T25
All engines	-> 31/10/06	7.0035			
Eng. 4G63-T (DOHC 16V)	01/11/06 ->	7.0187			
All engines	spanner size 22MM, thread M14x1.5		7.6084		
All engines	Conn. nr. 2			7.1281 T20	

ENGINE				
2.0 Turbo-R 4WD	Petrol	177	01/02-10/06	4G63 Turbo, 4G63DOHC

Engine	Information	S10	T10	T20 - T23	T22 - T25
All engines	-> 31/10/06	7.0035			

S10 OIL PRESSURE WARNING LIGHT SWITCH	T10 REVERSING LIGHT SWITCH	T20 BRAKE LIGHT SWITCH
T22 SWITCH CLUTCH CONTROL (CRUISE CONTROL)	T23 SWITCH BRAKE ACTUATION (ENGINE TIMING)	T25 SWITCH CLUTCH CONTROL (ENGINE CONTROL)

FUNCTIONS ON THE VEHICLE

Vehicle	alim.	kW	Date	Engine	 S10	 T10	 T20 - T23	 T22 - T25
---------	-------	----	------	--------	---	---	--	---

2.0 Turbo-R 4WD Petrol **177** 01/02-10/06 **ENGINE**
4G63 Turbo, 4G63DOHC

Engine	Information	S10	T10	T20 - T23	T22 - T25
Eng. 4G63 Turbo	01/11/06 ->	7.0187			
Eng. 4G63 Turbo			7.6084		
All engines	Conn. nr. 2			7.1281 T20	

2.4 4WD Petrol **102** 05/03-10/06 **ENGINE**
4G64 (16V)

Engine	Information	S10	T10	T20 - T23	T22 - T25
All engines	-> 31/10/06	7.0035			
All engines	01/11/06 ->	7.0187			
All engines	pole nr. 4			7.1177 T20	
All engines	pole nr. 2			7.1281 T20	

2.4 4WD Petrol **118** 11/03-10/06 **ENGINE**
4G69

Engine	Information	S10	T10	T20 - T23	T22 - T25
All engines		7.0035			
All engines	spanner size 22MM, thread M14x1.5		7.6084		
All engines	Conn. nr. 2			7.1281 T20	

2.4 4WD Petrol **119** 05/03-10/06 **ENGINE**
4G69

Engine	Information	S10	T10	T20 - T23	T22 - T25
All engines		7.0035			
All engines	spanner size 22MM, thread M14x1.5		7.6084		
All engines	Conn. nr. 2			7.1281 T20	

2.4 HDD Mivec Petrol **118** 03/01-12/06 **ENGINE**
4G69

Engine	Information	S10	T10	T20 - T23	T22 - T25
All engines	-> 31/10/06	7.0035			
All engines	01/11/06 ->	7.0187			
All engines	pole nr. 4			7.1177 T20	
All engines	pole nr. 2			7.1281 T20	

OUTLANDER II

2.0 Petrol **108** 11/06-11/12 **ENGINE**
4B11

Engine	Information	S10	T10	T20 - T23	T22 - T25
All engines		7.0187	7.6319		7.1017 T22
All engines	Conn. nr. 4			7.1254 T20	

2.0 Petrol **118** 06/09-11/12 **ENGINE**
4B11

Engine	Information	S10	T10	T20 - T23	T22 - T25
All engines		7.0187	7.6319	7.1254 T20	7.1017 T22

2.0 4WD Petrol **108** 11/06-11/12 **ENGINE**
4B11

Engine	Information	S10	T10	T20 - T23	T22 - T25
All engines		7.0187	7.6319		
All engines	Conn. nr. 4			7.1254 T20	

2.0 DI-D Diesel **103** 12/06-11/12 **ENGINE**
BSY




Engine	Information	S10	T10	T20 - T23	T22 - T25
All engines		7.0132			7.1017 T22, T25
All engines	-> 01/08/09, -> 30/08/09, Conn. nr. 4			7.1177 T20	
All engines	01/09/09 ->, Conn. nr. 4			7.1254 T20	

2.2 DI-D Diesel **130** 11/06-11/12 **ENGINE**
4N14

Engine	Information	S10	T10	T20 - T23	T22 - T25
All engines		7.0187			7.1017 T25
All engines	Conn. nr. 4			7.1254 T20	

S10 OIL PRESSURE WARNING LIGHT SWITCH	T10 REVERSING LIGHT SWITCH	T20 BRAKE LIGHT SWITCH
T22 SWITCH CLUTCH CONTROL (CRUISE CONTROL)	T23 SWITCH BRAKE ACTUATION (ENGINE TIMING)	T25 SWITCH CLUTCH CONTROL (ENGINE CONTROL)

FUNCTIONS ON THE VEHICLE

Vehicle	alim.	kW	Date	Engine	 S10	 T10	 T20 - T23	 T22 - T25
---------	-------	----	------	--------	---	---	--	---

ENGINE				
2.2 DI-D 4WD	Diesel	103	09/10-11/12	4N14

Engine	Information	S10	T10	T20 - T23	T22 - T25
All engines		7.0187			7.1017 T25
All engines	Conn. nr. 4			7.1254 T20	

ENGINE				
2.2 DI-D 4WD	Diesel	115	08/07-11/12	4HK, 4HN, HTH

Engine	Information	S10	T10	T20 - T23	T22 - T25
Eng. 4HK, 4HN		7.0130			7.1017 T22
All engines	-> 01/08/09, -> 30/08/09, Conn. nr. 4			7.1177 T20	
All engines	01/09/09 ->, Conn. nr. 4			7.1254 T20	
Eng. HTH					7.1017 T25

ENGINE				
2.2 DI-D 4WD	Diesel	130	11/06-11/12	4N14

Engine	Information	S10	T10	T20 - T23	T22 - T25
All engines		7.0187			7.1017 T25
All engines	Conn. nr. 4			7.1254 T20	
All engines	no specific info conc. application available				7.1017, 7.1257 T22
All engines	Conn. nr. 2				7.1257 T25

ENGINE				
2.4	Petrol	125	11/06-11/12	4B12

Engine	Information	S10	T10	T20 - T23	T22 - T25
All engines		7.0187	7.6319		7.1017 T25
All engines	-> 01/08/09, Conn. nr. 4			7.1177 T20	
All engines	01/09/09 ->, Conn. nr. 4			7.1254 T20	

ENGINE				
2.4 4WD	Petrol	125	09/07-11/12	4B12

Engine	Information	S10	T10	T20 - T23	T22 - T25
All engines		7.0187	7.6319		7.1017 T25
All engines	-> 01/08/09, Conn. nr. 4			7.1177 T20	
All engines	01/09/09 ->, Conn. nr. 4			7.1254 T20	

ENGINE				
2.4 Flex 4WD	Petrol/ Ethanol	125	09/07-11/12	4B12

Engine	Information	S10	T10	T20 - T23	T22 - T25
All engines		7.0187	7.6319		7.1017 T25
All engines	Conn. nr. 4			7.1254 T20	

ENGINE				
3.0 4WD	Petrol	162	11/06-11/12	6B31

Engine	Information	S10	T10	T20 - T23	T22 - T25
All engines		7.0187			
All engines	-> 01/05/09, Conn. nr. 4			7.1177 T20	
All engines	01/06/09 ->, Conn. nr. 4			7.1254 T20	

ENGINE				
3.0 4WD	Petrol	177	10/09-11/12	6B31

Engine	Information	S10	T10	T20 - T23	T22 - T25
All engines	no specific info conc. application available	7.0187			
All engines	no specific info conc. application available, NOT FOR:(RUS)	7.0188			
All engines	-> 30/05/09, Qty 2			7.1177 T20	
All engines	01/07/10 ->			7.1254 T20	

ENGINE				
3.0 AWD	Petrol	164	11/06-12/10	6B31





Engine	Information	S10	T10	T20 - T23	T22 - T25
All engines		7.0187			
All engines	Conn. nr. 4			7.1254 T20	

ENGINE				
3.0 FWD	Petrol	162	11/06-11/12	6B31

Engine	Information	S10	T10	T20 - T23	T22 - T25
All engines	no specific info conc. application available	7.0187			
All engines	no specific info conc. application available, NOT FOR:(RUS)	7.0188			
All engines	-> 30/05/09, Qty 2			7.1177 T20	

S10 OIL PRESSURE WARNING LIGHT SWITCH	T10 REVERSING LIGHT SWITCH	T20 BRAKE LIGHT SWITCH
T22 SWITCH CLUTCH CONTROL (CRUISE CONTROL)	T23 SWITCH BRAKE ACTUATION (ENGINE TIMING)	T25 SWITCH CLUTCH CONTROL (ENGINE CONTROL)

FUNCTIONS ON THE VEHICLE

Vehicle	alim.	kW	Date	Engine	 S10	 T10	 T20 - T23	 T22 - T25
ENGINE								
3.0 FWD	Petrol	162	11/06-11/12	6B31				
ENGINE								
Engine		Information			S10	T10	T20 - T23	T22 - T25
All engines		01/07/10 ->					7.1254 T20	
3.0 Mivec	Petrol	169	09/10-12/12	6B31				
ENGINE								
Engine		Information			S10	T10	T20 - T23	T22 - T25
All engines					7.0187			
All engines		Conn. nr. 4					7.1254 T20	
3.0 Mivec [ExtraEU]	Petrol	167	08/12->	6B31				
ENGINE								
Engine		Information			S10	T10	T20 - T23	T22 - T25
All engines		Qty 2			7.0187			
All engines		Conn. nr. 4					7.1254 T20	
OUTLANDER III								
2.0	Petrol	105	10/12->	4B11				
ENGINE								
Engine		Information			S10	T10	T20 - T23	T22 - T25
All engines					7.0187		7.1254 T20	
2.0	Petrol	106	10/12->	4B11				
ENGINE								
Engine		Information			S10	T10	T20 - T23	T22 - T25
All engines					7.0187		7.1254 T20	
2.0	Petrol	107	10/12->	4B11, 4J11				
ENGINE								
Engine		Information			S10	T10	T20 - T23	T22 - T25
All engines					7.0187			
All engines		Conn. nr. 4					7.1254 T20	
2.0	Petrol	110	08/12->	4J11				
ENGINE								
Engine		Information			S10	T10	T20 - T23	T22 - T25
All engines					7.0187	7.6319		
All engines		Conn. nr. 4					7.1254 T20	
All engines		Conn. nr. 2						7.1257 T22, T25
2.0	Petrol	112	04/13->	4J11				
ENGINE								
Engine		Information			S10	T10	T20 - T23	T22 - T25
All engines					7.0187		7.1254 T20	
2.0 4WD	Petrol	107	10/12->	4B11, 4J11				
ENGINE								
Engine		Information			S10	T10	T20 - T23	T22 - T25
All engines					7.0187			
Eng. 4B11						7.6319		
All engines		Conn. nr. 4					7.1254 T20	
Eng. 4B11		Qty 2						7.1257 T22
2.0 4WD	Petrol	110	08/12->	4J11				
ENGINE								
Engine		Information			S10	T10	T20 - T23	T22 - T25
All engines					7.0187	7.6319		
All engines		Conn. nr. 4					7.1254 T20	
All engines		Qty 2						7.1257 T22
2.0 Bifuel	Petrol/ Petro- leum Gas (LPG)	107	10/12->	4J11				
ENGINE								
Engine		Information			S10	T10	T20 - T23	T22 - T25
All engines					7.0187			
All engines		Conn. nr. 4					7.1254 T20	

S10	OIL PRESSURE WARNING LIGHT SWITCH	T10	REVERSING LIGHT SWITCH	T20	BRAKE LIGHT SWITCH
T22	SWITCH CLUTCH CONTROL (CRUISE CONTROL)	T23	SWITCH BRAKE ACTUATION (ENGINE TIMING)	T25	SWITCH CLUTCH CONTROL (ENGINE CONTROL)

FUNCTIONS ON THE VEHICLE

Vehicle	alim.	kW	Date	Engine	 S10	 T10	 T20 - T23	 T22 - T25
---------	-------	----	------	--------	---	---	--	---

ENGINE				
2.0 Bifuel 4WD	Petrol/ Petroleum Gas (LPG)	107	10/12->	4J11

Engine	Information	S10	T10	T20 - T23	T22 - T25
All engines		7.0187			
All engines	Conn. nr. 4			7.1254 T20	

ENGINE				
2.0 Hybrid 4WD	Petrol/ Electro	139	12/12->	4B11

Engine	Information	S10	T10	T20 - T23	T22 - T25
All engines		7.0187			

ENGINE				
2.0 Hybrid 4WD	Petrol/ Electro	87	01/14->	4B11

Engine	Information	S10	T10	T20 - T23	T22 - T25
All engines		7.0187			
All engines	Conn. nr. 4			7.1254 T20	

ENGINE				
2.0 Hybrid 4WD	Petrol/ Electro	89	12/12->	4B11

Engine	Information	S10	T10	T20 - T23	T22 - T25
All engines		7.0187		7.1254 T20	

ENGINE				
2.2 Di-D	Diesel	110	08/12->	4N14

Engine	Information	S10	T10	T20 - T23	T22 - T25
All engines		7.0187			
All engines	Conn. nr. 4			7.1254 T20	
All engines	Conn. nr. 2				7.1257 T22, T25

ENGINE				
2.2 DiD 4WD	Diesel	132	05/15->	4N14

Engine	Information	S10	T10	T20 - T23	T22 - T25
All engines		7.0187			
All engines	Conn. nr. 4			7.1254 T20	
All engines	Conn. nr. 2				7.1257 T22, T25

ENGINE				
2.2 Di-D 4WD	Diesel	110	08/12->	4N14

Engine	Information	S10	T10	T20 - T23	T22 - T25
All engines		7.0187			
All engines	Conn. nr. 4			7.1254 T20	
All engines	Conn. nr. 2				7.1257 T22, T25

ENGINE				
2.4	Petrol	124	08/12->	4B12

Engine	Information	S10	T10	T20 - T23	T22 - T25
All engines		7.0187		7.1254 T20	

ENGINE				
2.4 4WD	Petrol	123	10/12->	4B12

Engine	Information	S10	T10	T20 - T23	T22 - T25
All engines		7.0187			
All engines	Conn. nr. 4			7.1254 T20	

ENGINE				
2.4 4WD	Petrol	124	10/12->	4B12




Engine	Information	S10	T10	T20 - T23	T22 - T25
All engines		7.0187		7.1254 T20	

ENGINE				
3.0	Petrol	0	08/12->	6B31

Engine	Information	S10	T10	T20 - T23	T22 - T25
All engines		7.0187		7.1254 T20	

S10 OIL PRESSURE WARNING LIGHT SWITCH	T10 REVERSING LIGHT SWITCH	T20 BRAKE LIGHT SWITCH
T22 SWITCH CLUTCH CONTROL (CRUISE CONTROL)	T23 SWITCH BRAKE ACTUATION (ENGINE TIMING)	T25 SWITCH CLUTCH CONTROL (ENGINE CONTROL)

FUNCTIONS ON THE VEHICLE

Vehicle	alim.	kW	Date	Engine	 S10	 T10	 T20 - T23	 T22 - T25
---------	-------	----	------	--------	---	---	--	---

				ENGINE
3.0 4WD	Petrol	169	03/14->	6B31

Engine	Information	S10	T10	T20 - T23	T22 - T25
All engines		7.0187			
All engines	Conn. nr. 4			7.1254 T20	

				ENGINE
2.3 D	Diesel	62	10/84-09/86	4D55

Engine	Information	S10	T10	T20 - T23	T22 - T25
All engines		7.0035	7.6047	7.1169 T20	

				ENGINE
2.3 TD	Diesel	62	12/82-04/86	4D55 T

Engine	Information	S10	T10	T20 - T23	T22 - T25
All engines		7.0035	7.6047	7.1169 T20	

				ENGINE
2.5 TD	Diesel	62	05/86-10/89	4D56 T

Engine	Information	S10	T10	T20 - T23	T22 - T25
All engines		7.0035			
All engines	ext.thread M 12 x 1, 25 mm		7.6047		
All engines	pole nr. 4			7.1044 T20	
All engines	pole nr. 2			7.1169 T20	

				ENGINE
2.5 TD	Diesel	64	04/87-12/91	4D56 T

Engine	Information	S10	T10	T20 - T23	T22 - T25
All engines		7.0035			
All engines	ext.thread M 12 x 1, 25 mm		7.6047		
All engines	pole nr. 4			7.1044 T20	
All engines	pole nr. 2			7.1169 T20	

				ENGINE
2.5 TD	Diesel	70	11/89-11/90	4D56 T

Engine	Information	S10	T10	T20 - T23	T22 - T25
All engines		7.0035			
All engines	ext.thread M 12 x 1, 25 mm		7.6047		
All engines	pole nr. 4			7.1044 T20	
All engines	pole nr. 2			7.1169 T20	

				ENGINE
2.5 TD 4WD	Diesel	62	10/86-05/91	4D56 T

Engine	Information	S10	T10	T20 - T23	T22 - T25
All engines		7.0035			
All engines	pole nr. 4			7.1044 T20	
All engines	pole nr. 2			7.1169 T20	

				ENGINE
2.6	Petrol	76	01/83-11/90	4G54

Engine	Information	S10	T10	T20 - T23	T22 - T25
All engines		7.0035		7.1169 T20	
All engines	with cable		7.6047		

				ENGINE
2.6 4WD	Petrol	76	01/83-09/87	4G54

Engine	Information	S10	T10	T20 - T23	T22 - T25
All engines		7.0035		7.1169 T20	
All engines	with cable		7.6047		

				ENGINE
2.6 4WD	Petrol	79	10/86-05/91	4G54

Engine	Information	S10	T10	T20 - T23	T22 - T25
All engines		7.0035		7.1169 T20	
All engines	with cable		7.6047		

				ENGINE
3.0 i 4WD	Petrol	105	05/88-05/91	6G72 (SOHC 12V)

Engine	Information	S10	T10	T20 - T23	T22 - T25
All engines		7.0035			
All engines	pole nr. 4			7.1044 T20	
All engines	pole nr. 2			7.1169 T20	

S10 OIL PRESSURE WARNING LIGHT SWITCH	T10 REVERSING LIGHT SWITCH	T20 BRAKE LIGHT SWITCH
T22 SWITCH CLUTCH CONTROL (CRUISE CONTROL)	T23 SWITCH BRAKE ACTUATION (ENGINE TIMING)	T25 SWITCH CLUTCH CONTROL (ENGINE CONTROL)

Vehicle	alim.	kW	Date	Engine	 S10	 T10	 T20 - T23	 T22 - T25
---------	-------	----	------	--------	---	---	--	---

ENGINE				
3.0 V6	Petrol	104	11/88-11/90	6G72 (SOHC 12V)

Engine	Information	S10	T10	T20 - T23	T22 - T25
All engines		7.0035			
All engines	pole nr. 4			7.1044	T20
All engines	pole nr. 2			7.1169	T20

PAJERO II ENGINE				
2.4	Petrol	82	04/91-04/00	4G64 (12V)

Engine	Information	S10	T10	T20 - T23	T22 - T25
All engines		7.0035	7.6176		
All engines	no specific info conc. application available, pole nr. 2			7.1017, 7.1169	T20
All engines	pole nr. 4			7.1044	T20

ENGINE				
2.5 TD 4WD	Diesel	73	12/90-04/00	4D56 TD

Engine	Information	S10	T10	T20 - T23	T22 - T25
All engines		7.0035	7.6202		
All engines	pole nr. 4			7.1044	T20
All engines	pole nr. 2			7.1169	T20

ENGINE				
2.5 TDiC	Diesel	73	03/91-08/99	4D56 T

Engine	Information	S10	T10	T20 - T23	T22 - T25
All engines		7.0035	7.6202		
All engines	pole nr. 4			7.1044	T20
All engines	pole nr. 2			7.1169	T20

ENGINE				
2.6 4WD	Petrol	76	03/91-10/97	4G54

Engine	Information	S10	T10	T20 - T23	T22 - T25
All engines		7.0035	7.6176	7.1169	T20

ENGINE				
2.8 D 4WD	Diesel	71	11/93-07/97	4M40-A

Engine	Information	S10	T10	T20 - T23	T22 - T25
All engines		7.0017			
All engines	pole nr. 4			7.1044	T20
All engines	pole nr. 2			7.1169	T20

ENGINE				
2.8 TD	Diesel	92	06/94-10/99	4M40-T

Engine	Information	S10	T10	T20 - T23	T22 - T25
All engines		7.0017			
All engines	pole nr. 4			7.1044	T20
All engines	pole nr. 2			7.1169	T20

ENGINE				
3.0 V6	Petrol	110	12/90-12/95	6G72 (SOHC 12V)

Engine	Information	S10	T10	T20 - T23	T22 - T25
All engines		7.0035			
All engines	pole nr. 4			7.1044	T20
All engines	pole nr. 2			7.1169	T20

ENGINE				
3.0 V6 24V	Petrol	130	06/97-10/99	6G72 (SOHC 24V)

Engine	Information	S10	T10	T20 - T23	T22 - T25
All engines		7.0035	7.6202	7.1169	T20
All engines	+cruise control			7.1044	T20

ENGINE				
3.0 V6 24V	Petrol	133	06/94-04/00	6G72 (SOHC 24V)

Engine	Information	S10	T10	T20 - T23	T22 - T25
All engines		7.0035	7.6202	7.1169	T20
All engines	+cruise control			7.1044	T20

ENGINE				
3.0 V6 4WD	Petrol	110	12/90-12/95	6G72 (SOHC 12V)

Engine	Information	S10	T10	T20 - T23	T22 - T25
All engines		7.0035			

S10 OIL PRESSURE WARNING LIGHT SWITCH	T10 REVERSING LIGHT SWITCH	T20 BRAKE LIGHT SWITCH
T22 SWITCH CLUTCH CONTROL (CRUISE CONTROL)	T23 SWITCH BRAKE ACTUATION (ENGINE TIMING)	T25 SWITCH CLUTCH CONTROL (ENGINE CONTROL)

FUNCTIONS ON THE VEHICLE

Vehicle	alim.	kW	Date	Engine	 S10	 T10	 T20 - T23	 T22 - T25
---------	-------	----	------	--------	---	---	--	---

				ENGINE
3.0 V6 4WD	Petrol	110	12/90-12/95	6G72 (SOHC 12V)

Engine	Information	S10	T10	T20 - T23	T22 - T25
All engines	pole nr. 4			7.1044 T20	
All engines	pole nr. 2			7.1169 T20	

				ENGINE
3.2 DiD 4WD	Diesel	118	05/05-09/07	4M41

Engine	Information	S10	T10	T20 - T23	T22 - T25
All engines		7.0035			
All engines	FP Upper		7.6176		
All engines	Conn. nr. 4			7.1177 T20	
All engines	Conn. nr. 2			7.1281 T20	

				ENGINE
3.2 DiD 4WD	Diesel	121	04/00-09/07	4M41

Engine	Information	S10	T10	T20 - T23	T22 - T25
All engines		7.0017			7.1017 T22
All engines	FP Upper		7.6176		
All engines	Conn. nr. 4			7.1177 T20	
All engines	Conn. nr. 2			7.1281 T20	

				ENGINE
3.5 V6 24V	Petrol	143	07/97-10/99	6G74 (DOHC 24V), 6G74 (SOHC 24V)

Engine	Information	S10	T10	T20 - T23	T22 - T25
All engines		7.0035			
All engines	pole nr. 4			7.1044 T20	
All engines	pole nr. 2			7.1169 T20	

				ENGINE
3.5 V6 24V	Petrol	153	06/94-10/99	6G74 (DOHC 24V), 6G74 (SOHC 24V)

Engine	Information	S10	T10	T20 - T23	T22 - T25
All engines		7.0035			
All engines	pole nr. 4			7.1044 T20	
All engines	pole nr. 2			7.1169 T20	

PAJERO III

				ENGINE
2.4	Petrol	82	10/01-08/06	4G64 (12V)

Engine	Information	S10	T10	T20 - T23	T22 - T25
All engines		7.0035	7.6176		
All engines	no specific info conc. application available, pole nr. 2			7.1017, 7.1169 T20	
All engines	pole nr. 4			7.1044 T20	

				ENGINE
2.4 4x4	Petrol	82	10/01-12/06	4G64 (12V)

Engine	Information	S10	T10	T20 - T23	T22 - T25
All engines		7.0035	7.6176		
All engines	no specific info conc. application available, pole nr. 2			7.1017, 7.1169 T20	
All engines	pole nr. 4			7.1044 T20	



				ENGINE
2.5 TD	Diesel	85	07/01->	4D56 T

Engine	Information	S10	T10	T20 - T23	T22 - T25
All engines		7.0035	7.6202	7.1044 T20	

				ENGINE
2.5 TDi	Diesel	73	04/00-12/06	4D56 T

Engine	Information	S10	T10	T20 - T23	T22 - T25
All engines		7.0035			
All engines	-> 01/05/03, -> 01/09/02		7.6202		
All engines	-> 31/05/02, 01/02/99 ->			7.1017 T20	
All engines	01/06/02 ->			7.1044 T20	
All engines	-> 31/01/99			7.1169 T20	
All engines	Conn. nr. 2			7.1281 T20	

S10	OIL PRESSURE WARNING LIGHT SWITCH	T10	REVERSING LIGHT SWITCH	T20	BRAKE LIGHT SWITCH
T22	SWITCH CLUTCH CONTROL (CRUISE CONTROL)	T23	SWITCH BRAKE ACTUATION (ENGINE TIMING)	T25	SWITCH CLUTCH CONTROL (ENGINE CONTROL)

Vehicle	alim.	kW	Date	Engine	 S10	 T10	 T20 - T23	 T22 - T25
---------	-------	----	------	--------	---	---	--	---

ENGINE				
2.5 TDi	Diesel	85	09/01-12/06	4D56 T

Engine	Information	S10	T10	T20 - T23	T22 - T25
All engines		7.0035			
All engines	-> 01/09/02		7.6202		
All engines	Conn. nr. 2			7.1281 T20	

ENGINE				
3.0	Petrol	125	10/01-12/06	6G72 (SOHC 24V)

Engine	Information	S10	T10	T20 - T23	T22 - T25
All engines		7.0035		7.1281 T20	

ENGINE				
3.0 [ExtraEU]	Petrol	125	10/01-01/07	6G72DOHC

Engine	Information	S10	T10	T20 - T23	T22 - T25
All engines		7.0035			
All engines	Conn. nr. 2			7.1281 T20	

ENGINE				
3.0 ZR	Petrol	132	08/03->	6G72 (DOHC 24V)

Engine	Information	S10	T10	T20 - T23	T22 - T25
All engines		7.0035		7.1281 T20	

ENGINE				
3.2 D 4WD	Diesel	121	04/00-12/06	4M41

Engine	Information	S10	T10	T20 - T23	T22 - T25
All engines		7.0035			7.1017 T22
All engines	no specific info conc. application available		7.6176		
All engines	pole nr. 4			7.1177 T20	
All engines	pole nr. 2			7.1281 T20	

ENGINE				
3.2 DiD	Diesel	121	04/08->	4M41R

Engine	Information	S10	T10	T20 - T23	T22 - T25
All engines		7.0187			
All engines	Conn. nr. 4			7.1177 T20	
All engines	Conn. nr. 2			7.1281 T20	

ENGINE				
3.2 DiD	Diesel	125	09/06->	4M41

Engine	Information	S10	T10	T20 - T23	T22 - T25
All engines		7.0035			7.1017 T22
All engines	no specific info conc. application available		7.6176		
All engines	pole nr. 4			7.1177 T20	
All engines	pole nr. 2			7.1281 T20	

ENGINE				
3.2 Di-D	Diesel	118	04/00-12/06	4M41

Engine	Information	S10	T10	T20 - T23	T22 - T25
All engines	-> 01/12/04	7.0017			
All engines	01/01/05 ->	7.0035			
All engines	FP Upper		7.6176		
All engines	Conn. nr. 4			7.1177 T20	
All engines	Conn. nr. 2			7.1281 T20	
All engines					7.1017 T22

ENGINE				
3.2 Di-D	Diesel	121	04/00-12/06	4M41

Engine	Information	S10	T10	T20 - T23	T22 - T25
All engines		7.0017			7.1017 T22
All engines	FP Upper		7.6176		
All engines	Conn. nr. 4			7.1177 T20	
All engines	Conn. nr. 2			7.1281 T20	

ENGINE				
3.2 DiD [ExtraEU]	Diesel	118	04/00-09/07	4M41

Engine	Information	S10	T10	T20 - T23	T22 - T25
All engines	-> 01/12/04	7.0017			
All engines	01/01/05 ->	7.0035			
All engines	FP Upper		7.6176		
All engines	Conn. nr. 4			7.1177 T20	

S10 OIL PRESSURE WARNING LIGHT SWITCH	T10 REVERSING LIGHT SWITCH	T20 BRAKE LIGHT SWITCH
T22 SWITCH CLUTCH CONTROL (CRUISE CONTROL)	T23 SWITCH BRAKE ACTUATION (ENGINE TIMING)	T25 SWITCH CLUTCH CONTROL (ENGINE CONTROL)

FUNCTIONS ON THE VEHICLE

Vehicle	alim.	kW	Date	Engine	 S10	 T10	 T20 - T23	 T22 - T25
---------	-------	----	------	--------	---	---	--	---

				ENGINE
3.2 DiD [ExtraEU]	Diesel	118	04/00-09/07	4M41

Engine	Information	S10	T10	T20 - T23	T22 - T25
All engines	Conn. nr. 2			7.1281 T20	
All engines					7.1017 T22

				ENGINE
3.5	Petrol	149	04/00-01/07	6G74 (DOHC 24V), 6G74DOHC

Engine	Information	S10	T10	T20 - T23	T22 - T25
All engines		7.0035			
Eng. 6G74 (DOHC 24V)	pole nr. 4			7.1044 T20	
Eng. 6G74 (DOHC 24V)	pole nr. 2			7.1169 T20	
Eng. 6G74DOHC	Conn. nr. 4			7.1177 T20	
Eng. 6G74DOHC	Conn. nr. 2			7.1281 T20	

				ENGINE
3.5 i	Petrol	160	09/03-10/06	6G74 (DOHC 24V), 6G74 (SOHC 24V)

Engine	Information	S10	T10	T20 - T23	T22 - T25
All engines		7.0035			
All engines	pole nr. 4			7.1044 T20	
All engines	pole nr. 2			7.1169 T20	

				ENGINE
3.5 V6 GDI	Petrol	149	04/00-12/06	6G74 (GDI), 6G74DOHC

Engine	Information	S10	T10	T20 - T23	T22 - T25
All engines		7.0035			
Eng. 6G74 (GDI)	pole nr. 4			7.1044 T20	
Eng. 6G74 (GDI)	pole nr. 2			7.1169 T20	
Eng. 6G74DOHC	Conn. nr. 4			7.1177 T20	
Eng. 6G74DOHC	Conn. nr. 2			7.1281 T20	

PAJERO IV

				ENGINE
3.0 4WD	Petrol	131	02/07->	6G72 (SOHC 24V), 6G72SOHC

Engine	Information	S10	T10	T20 - T23	T22 - T25
All engines		7.0187			
All engines	Conn. nr. 4, pole nr. 4			7.1177 T20	
All engines	Conn. nr. 2, pole nr. 2			7.1281 T20	
Eng. 6G72 (SOHC 24V)					7.1017 T22

				ENGINE
3.2 DiD	Diesel	140	02/07->	4M41R

Engine	Information	S10	T10	T20 - T23	T22 - T25
All engines		7.0187			
All engines	Conn. nr. 4			7.1177 T20	
All engines	Conn. nr. 2			7.1281 T20	

				ENGINE
3.2 DiD	Diesel	147	01/10->	4M41R

Engine	Information	S10	T10	T20 - T23	T22 - T25
All engines		7.0187			7.1017 T22
All engines	FP Upper		7.6176		
All engines	+cruise control, Conn. nr. 4			7.1177 T20	
All engines	Conn. nr. 2, -cruise control			7.1281 T20	





				ENGINE
3.2 DI-D	Diesel	118	11/06->	4M41, 4M41R

Engine	Information	S10	T10	T20 - T23	T22 - T25
All engines		7.0187			
Eng. 4M41	L= 190 mm		7.6176		
All engines	Conn. nr. 4, pole nr. 4			7.1177 T20	
All engines	Conn. nr. 2, pole nr. 2			7.1281 T20	
Eng. 4M41					7.1017 T22

				ENGINE
3.2 DI-D	Diesel	121	01/10->	4M41, 4M41R

Engine	Information	S10	T10	T20 - T23	T22 - T25
All engines		7.0187			

S10	OIL PRESSURE WARNING LIGHT SWITCH	T10	REVERSING LIGHT SWITCH	T20	BRAKE LIGHT SWITCH
T22	SWITCH CLUTCH CONTROL (CRUISE CONTROL)	T23	SWITCH BRAKE ACTUATION (ENGINE TIMING)	T25	SWITCH CLUTCH CONTROL (ENGINE CONTROL)

Vehicle	alim.	kW	Date	Engine	 S10	 T10	 T20 - T23	 T22 - T25
---------	-------	----	------	--------	---	---	--	---

ENGINE				
3.2 DI-D	Diesel	121	01/10->	4M41, 4M41R

Engine	Information	S10	T10	T20 - T23	T22 - T25
Eng. 4M41	L= 190 mm		7.6176		
All engines	Conn. nr. 4, pole nr. 4			7.1177 T20	
All engines	Conn. nr. 2, pole nr. 2			7.1281 T20	
Eng. 4M41					7.1017 T22

ENGINE				
3.2 DI-D	Diesel	123	02/07->	4M41

Engine	Information	S10	T10	T20 - T23	T22 - T25
All engines		7.0187			7.1017 T22
All engines	L= 190 mm		7.6176		
All engines	pole nr. 4			7.1177 T20	
All engines	pole nr. 2			7.1281 T20	

ENGINE				
3.2 DI-D	Diesel	125	02/07->	4M41, 4M41R

Engine	Information	S10	T10	T20 - T23	T22 - T25
All engines		7.0187			
Eng. 4M41	L= 190 mm		7.6176		
All engines	Conn. nr. 4, pole nr. 4			7.1177 T20	
All engines	Conn. nr. 2, pole nr. 2			7.1281 T20	
Eng. 4M41					7.1017 T22

ENGINE				
3.2 DI-D 4WD	Diesel	140	02/07->	4M41, 4M41R

Engine	Information	S10	T10	T20 - T23	T22 - T25
All engines		7.0187			
All engines	FP Upper, L= 190 mm		7.6176		
All engines	+cruise control, Conn. nr. 4			7.1177 T20	
All engines	Conn. nr. 2, -cruise control			7.1281 T20	
Eng. 4M41					7.1017 T22

ENGINE				
3.2 DI-D 4WD	Diesel	147	01/09->	4M41, 4M41R

Engine	Information	S10	T10	T20 - T23	T22 - T25
All engines		7.0187			
Eng. 4M41	L= 190 mm		7.6176		
All engines	Conn. nr. 4, pole nr. 4			7.1177 T20	
All engines	Conn. nr. 2, pole nr. 2			7.1281 T20	
Eng. 4M41					7.1017 T22

ENGINE				
3.2 DI-D GLS	Diesel	124	02/07->	4M41

Engine	Information	S10	T10	T20 - T23	T22 - T25
All engines		7.0187			7.1017 T22
All engines	L= 190 mm		7.6176		
All engines	pole nr. 4			7.1177 T20	
All engines	pole nr. 2			7.1281 T20	

ENGINE				
3.2 TD 4WD	Diesel	147	01/10->	4M41, 4M41R

Engine	Information	S10	T10	T20 - T23	T22 - T25
All engines		7.0187			
All engines	FP Upper, L= 190 mm		7.6176		
All engines	Conn. nr. 4, pole nr. 4			7.1177 T20	
All engines	Conn. nr. 2, pole nr. 2			7.1281 T20	
Eng. 4M41R					7.1017 T22

ENGINE				
3.8 V6	Petrol	182	10/06->	6G75

Engine	Information	S10	T10	T20 - T23	T22 - T25
All engines		7.0187			
All engines	Conn. nr. 4			7.1177 T20	
All engines	Conn. nr. 2			7.1281 T20	

S10 OIL PRESSURE WARNING LIGHT SWITCH	T10 REVERSING LIGHT SWITCH	T20 BRAKE LIGHT SWITCH
T22 SWITCH CLUTCH CONTROL (CRUISE CONTROL)	T23 SWITCH BRAKE ACTUATION (ENGINE TIMING)	T25 SWITCH CLUTCH CONTROL (ENGINE CONTROL)

FUNCTIONS ON THE VEHICLE

Vehicle	alim.	kW	Date	Engine	 S10	 T10	 T20 - T23	 T22 - T25
---------	-------	----	------	--------	---	---	--	---

				ENGINE
3.8 V6	Petrol	184	02/07->	6G75

Engine	Information	S10	T10	T20 - T23	T22 - T25
All engines		7.0187			
All engines	Conn. nr. 4			7.1177	T20
All engines	Conn. nr. 2			7.1281	T20

				ENGINE
1.8	Petrol	84	11/01-06/07	4G93, 4G93 (SOHC 16V)

Engine	Information	S10	T10	T20 - T23	T22 - T25
All engines		7.0094	7.6240		
All engines	Conn. nr. 2			7.1281	T20

				ENGINE
1.8 GDI	Petrol	88	10/99-10/01	4G93 (GDI), 4G93DOHCB

Engine	Information	S10	T10	T20 - T23	T22 - T25
All engines		7.0094	7.6240		
All engines	Conn. nr. 2			7.1281	T20

				ENGINE
2.0 GDI	Petrol	95	10/00-06/07	4G94 (GDI), 4G94DOHC

Engine	Information	S10	T10	T20 - T23	T22 - T25
All engines		7.0094	7.6240		
All engines	Conn. nr. 2			7.1281	T20

				ENGINE
2.5 TD	Diesel	73	11/98->	4D56, 4D56 T

Engine	Information	S10	T10	T20 - T23	T22 - T25
All engines		7.0035			
Eng. 4D56 T			7.6202		
All engines	-> 01/05/02, -> 31/05/02, 01/02/99 ->, Conn. nr. 2			7.1017	T20
All engines	01/06/02 ->, Conn. nr. 4			7.1044	T20
All engines	-> 01/01/99, -> 31/01/99, Conn. nr. 2			7.1169	T20

				ENGINE
2.5 TD	Diesel	85	12/99->	4D56, 4D56 T

Engine	Information	S10	T10	T20 - T23	T22 - T25
All engines		7.0035			
Eng. 4D56 T			7.6202		
Eng. 4D56 T	-> 31/05/02, 01/02/99 ->			7.1017	T20
All engines	01/06/02 ->, Conn. nr. 4			7.1044	T20
Eng. 4D56 T	-> 31/01/99			7.1169	T20

				ENGINE
2.5 TD	Diesel	98	08/03->	4D56 T

Engine	Information	S10	T10	T20 - T23	T22 - T25
All engines		7.0035			
All engines	Conn. nr. 4			7.1044	T20

				ENGINE
2.5 TD 4WD	Diesel	83	11/97-10/98	4D56 T

Engine	Information	S10	T10	T20 - T23	T22 - T25
All engines		7.0035		7.1169	T20





				ENGINE
3.0 4WD	Petrol	129	09/96-12/01	6G72 (SOHC 24V)

Engine	Information	S10	T10	T20 - T23	T22 - T25
All engines		7.0035	7.6202		7.1017 T22
All engines	-> 31/05/02, 01/02/99 ->			7.1017	T20
All engines	01/06/02 ->			7.1044	T20
All engines	-> 31/01/99			7.1169	T20

				ENGINE
3.0 V6	Petrol	123	03/03->	6G72 (DOHC 24V), 6G72DOHC

Engine	Information	S10	T10	T20 - T23	T22 - T25
All engines		7.0035			
Eng. 6G72 (DOHC 24V)			7.6202		7.1017 T22
All engines	-> 31/05/02, 01/02/99 ->, Conn. nr. 2			7.1017	T20
All engines	01/06/02 ->, Conn. nr. 4			7.1044	T20

S10	OIL PRESSURE WARNING LIGHT SWITCH	T10	REVERSING LIGHT SWITCH	T20	BRAKE LIGHT SWITCH
T22	SWITCH CLUTCH CONTROL (CRUISE CONTROL)	T23	SWITCH BRAKE ACTUATION (ENGINE TIMING)	T25	SWITCH CLUTCH CONTROL (ENGINE CONTROL)

Vehicle	alim.	kW	Date	Engine	 S10	 T10	 T20 - T23	 T22 - T25
---------	-------	----	------	--------	---	---	--	---

ENGINE				
3.0 V6	Petrol	123	03/03->	6G72 (DOHC 24V), 6G72DOHC

Engine	Information	S10	T10	T20 - T23	T22 - T25
Eng. 6G72 (DOHC 24V)	-> 31/01/99			7.1169 T20	

ENGINE				
3.0 V6	Petrol	125	12/99->	6G72 (SOHC 24V), 6G72DOHC

Engine	Information	S10	T10	T20 - T23	T22 - T25
All engines		7.0035	7.6202		7.1017 T22
All engines	-> 01/05/02, -> 31/05/02, 01/02/99 ->, Conn. nr. 2, -cruise control			7.1017 T20	
All engines	+cruise control, -> 01/05/02, 01/06/02 ->, Conn. nr. 4			7.1044 T20	
Eng. 6G72 (SOHC 24V)	-> 31/01/99			7.1169 T20	

ENGINE				
3.0 V6	Petrol	130	11/98->	6G72 (SOHC 24V), 6G72DOHC

Engine	Information	S10	T10	T20 - T23	T22 - T25
All engines		7.0035			
Eng. 6G72 (SOHC 24V)			7.6202		7.1017 T22
All engines	-> 31/05/02, 01/02/99 ->, Conn. nr. 2			7.1017 T20	
All engines	01/06/02 ->, Conn. nr. 4			7.1044 T20	
All engines	-> 01/01/99, -> 31/01/99, Conn. nr. 2			7.1169 T20	

PAJERO SPORT II

ENGINE				
2.4	Petrol	94	07/08->	4G64 (16V)

Engine	Information	S10	T10	T20 - T23	T22 - T25
All engines		7.0035	7.6176		
All engines	no specific info conc. application available, pole nr. 2			7.1017, 7.1169 T20	
All engines	pole nr. 4			7.1044 T20	

ENGINE				
2.5 DI-D	Diesel	100	09/08->	4D56 HP

Engine	Information	S10	T10	T20 - T23	T22 - T25
All engines		7.0187			7.1017 T22
All engines	pole nr. 4			7.1177 T20	
All engines	pole nr. 2			7.1281 T20	

ENGINE				
2.5 DI-D	Diesel	131	07/08->	4D56 HP

Engine	Information	S10	T10	T20 - T23	T22 - T25
All engines		7.0187			7.1017 T22
All engines	pole nr. 4			7.1177 T20	
All engines	pole nr. 2			7.1281 T20	

ENGINE				
2.5 DI-D 4WD	Diesel	100	09/08->	4D56 HP

Engine	Information	S10	T10	T20 - T23	T22 - T25
All engines		7.0187			7.1017 T22
All engines	pole nr. 4			7.1177 T20	
All engines	pole nr. 2			7.1281 T20	

ENGINE				
2.5 DI-D 4WD	Diesel	131	07/08->	4D56 HP, 4D56DOHC


Engine	Information	S10	T10	T20 - T23	T22 - T25
All engines		7.0187			
Eng. 4D56 HP	pole nr. 4			7.1177 T20	
All engines	Conn. nr. 2, pole nr. 2			7.1281 T20	
Eng. 4D56 HP					7.1017 T22

ENGINE				
2.5 TD	Diesel	98	09/08->	4D56 T

Engine	Information	S10	T10	T20 - T23	T22 - T25
All engines		7.0187			7.1017 T22
All engines	pole nr. 4			7.1177 T20	
All engines	pole nr. 2			7.1281 T20	

S10 OIL PRESSURE WARNING LIGHT SWITCH	T10 REVERSING LIGHT SWITCH	T20 BRAKE LIGHT SWITCH
T22 SWITCH CLUTCH CONTROL (CRUISE CONTROL)	T23 SWITCH BRAKE ACTUATION (ENGINE TIMING)	T25 SWITCH CLUTCH CONTROL (ENGINE CONTROL)

FUNCTIONS ON THE VEHICLE

Vehicle	alim.	kW	Date	Engine	 S10	 T10	 T20 - T23	 T22 - T25
ENGINE								
3.0	Petrol	162	09/08->	6B31				
ENGINE								
Engine Information					S10	T10	T20 - T23	T22 - T25
All engines					7.0187		7.1177 T20	
3.0 4WD	Petrol	162	09/08->	6B31				
ENGINE								
Engine Information					S10	T10	T20 - T23	T22 - T25
All engines					7.0187			
All engines							7.1177 T20	
ENGINE								
3.2 DiD [ExtraEU]	Diesel	121	01/08-12/15	4M41R				
ENGINE								
Engine Information					S10	T10	T20 - T23	T22 - T25
All engines					7.0187			
ENGINE								
3.2 DI-D 4WD	Diesel	118	07/08->	4M41				
ENGINE								
Engine Information					S10	T10	T20 - T23	T22 - T25
All engines					7.0187			7.1017 T22
All engines							7.1177 T20	
All engines							7.1281 T20	
ENGINE								
3.5	Petrol	137	01/10->	6G74 (SOHC 24V)				
ENGINE								
Engine Information					S10	T10	T20 - T23	T22 - T25
All engines					7.0187			7.1017 T22
All engines							7.1177 T20	
All engines							7.1281 T20	
ENGINE								
3.5 V6 24V	Petrol	153	09/08->	6G74 (SOHC 24V)				
ENGINE								
Engine Information					S10	T10	T20 - T23	T22 - T25
All engines					7.0187			7.1017 T22
All engines							7.1177 T20	
All engines							7.1281 T20	
PAJERO SPORT III								
ENGINE								
2.4 DI-D 4x4	Diesel	133	08/15->	4N15				
ENGINE								
Engine Information					S10	T10	T20 - T23	T22 - T25
All engines					7.0187			7.1257 T22, T25
All engines							7.1254 T20	
ENGINE								
3.0 Mivec 4x4	Petrol	154	08/15->	6B31				
ENGINE								
Engine Information					S10	T10	T20 - T23	T22 - T25
All engines					7.0187			
All engines							7.1254 T20	
PAJERO TR4								
ENGINE								
2.0 Flex	Petrol/ Ethanol	96	06/07->	4G94				
ENGINE								
Engine Information					S10	T10	T20 - T23	T22 - T25
All engines					7.0094	7.6240	7.1281 T20	
PRECIS								
ENGINE								
1.5 i [USA]	Petrol	0	01/89-12/94	G4DJ				
ENGINE								
Engine Information					S10	T10	T20 - T23	T22 - T25
All engines					7.0035		7.1057 T20	
All engines						7.6084		
SHOGUN								
ENGINE								
3.2 DiD	Diesel	118	11/06->	4M41R				
ENGINE								
Engine Information					S10	T10	T20 - T23	T22 - T25
All engines					7.0187			7.1017 T22
All engines							7.1177 T20	
All engines							7.1281 T20	

S10	OIL PRESSURE WARNING LIGHT SWITCH	T10	REVERSING LIGHT SWITCH	T20	BRAKE LIGHT SWITCH
T22	SWITCH CLUTCH CONTROL (CRUISE CONTROL)	T23	SWITCH BRAKE ACTUATION (ENGINE TIMING)	T25	SWITCH CLUTCH CONTROL (ENGINE CONTROL)

Vehicle	alim.	kW	Date	Engine	 S10	 T10	 T20 - T23	 T22 - T25
---------	-------	----	------	--------	---	---	--	---

ENGINE				
3.2 DiD	Diesel	147	01/10->	4M41R

Engine	Information	S10	T10	T20 - T23	T22 - T25
All engines		7.0187	7.6176		7.1017 T22
All engines	Conn. nr. 4			7.1177 T20	
All engines	Conn. nr. 2			7.1281 T20	

ENGINE				
1.2.3 TD 4x4	Diesel	51	10/84-09/86	4D55

Engine	Information	S10	T10	T20 - T23	T22 - T25
All engines		7.0035	7.6047	7.1169 T20	

ENGINE				
1.2.5 TDiC 4x4	Diesel	62	10/86-02/91	4D56 (12V)

Engine	Information	S10	T10	T20 - T23	T22 - T25
All engines		7.0035			
All engines	ext.thread M 12 x 1, 25 mm		7.6047		
All engines	pole nr. 4			7.1044 T20	
All engines	pole nr. 2			7.1169 T20	

ENGINE				
1.2.6 4x4	Petrol	76	01/84-02/91	4G54

Engine	Information	S10	T10	T20 - T23	T22 - T25
All engines		7.0035	7.6047	7.1169 T20	

ENGINE				
IV 3.2 TD 4x4	Diesel	147	01/09->	4M41

Engine	Information	S10	T10	T20 - T23	T22 - T25
All engines		7.0187			7.1017 T22
All engines	L= 190 mm		7.6176		
All engines	pole nr. 4			7.1177 T20	
All engines	pole nr. 2			7.1281 T20	

SPACE GEAR

ENGINE				
2.0	Petrol	85	12/94-03/01	4G63S

Engine	Information	S10	T10	T20 - T23	T22 - T25
All engines		7.0035			
All engines	Conn. nr. 2			7.1017 T20	

ENGINE				
2.0 16V	Petrol	83	08/96-05/00	4G63 (DOHC 16V)

Engine	Information	S10	T10	T20 - T23	T22 - T25
All engines		7.0035		7.1017 T20	

ENGINE				
2.4 [ExtraEU]	Petrol	97	05/95-05/00	4G64S

Engine	Information	S10	T10	T20 - T23	T22 - T25
All engines		7.0035			
All engines	Conn. nr. 2			7.1017 T20	

ENGINE				
2.4 GDi	Petrol	107	07/94-12/01	4G64

Engine	Information	S10	T10	T20 - T23	T22 - T25
All engines		7.0035			
All engines	Conn. nr. 2			7.1017 T20	

ENGINE				
2.4 i	Petrol	97	05/95-05/00	4G64 (16V)

Engine	Information	S10	T10	T20 - T23	T22 - T25
All engines		7.0035		7.1017 T20	

ENGINE				
2.5 TD	Diesel	64	05/95-05/00	4D56 T

Engine	Information	S10	T10	T20 - T23	T22 - T25
All engines		7.0035			
All engines	Conn. nr. 2			7.1017 T20	





SPACE RUNNER

ENGINE				
1.8	Petrol	85	06/96-08/99	4G93 (SOHC 16V)

Engine	Information	S10	T10	T20 - T23	T22 - T25
All engines		7.0094	7.6084	7.1017 T20	

S10 OIL PRESSURE WARNING LIGHT SWITCH	T10 REVERSING LIGHT SWITCH	T20 BRAKE LIGHT SWITCH
T22 SWITCH CLUTCH CONTROL (CRUISE CONTROL)	T23 SWITCH BRAKE ACTUATION (ENGINE TIMING)	T25 SWITCH CLUTCH CONTROL (ENGINE CONTROL)

FUNCTIONS ON THE VEHICLE

Vehicle	alim.	kW	Date	Engine	 S10	 T10	 T20 - T23	 T22 - T25
ENGINE								
1.8	Petrol	90	10/91-08/99	4G93 (SOHC 16V)				
Engine	Information				S10	T10	T20 - T23	T22 - T25
All engines					7.0094	7.6084	7.1017 T20	
ENGINE								
1.8 4WD	Petrol	85	06/96-08/99	4G93 (SOHC 16V)				
Engine	Information				S10	T10	T20 - T23	T22 - T25
All engines					7.0094	7.6084	7.1017 T20	
ENGINE								
1.8 4WD	Petrol	90	10/91-08/99	4G93 (SOHC 16V)				
Engine	Information				S10	T10	T20 - T23	T22 - T25
All engines					7.0094	7.6084	7.1017 T20	
ENGINE								
2.0	Petrol	100	08/99-08/02	4G63 (SOHC 16V), 4G63S				
Engine	Information				S10	T10	T20 - T23	T22 - T25
All engines					7.0094			
Eng. 4G63S	spanner size 22MM, thread M14x1.5					7.6084		
Eng. 4G63S	Conn. nr. 2						7.1281 T20	
ENGINE								
2.0	Petrol	98	05/00-08/02	4G63 (SOHC 16V), 4G63S				
Engine	Information				S10	T10	T20 - T23	T22 - T25
All engines					7.0094			
Eng. 4G63S	spanner size 22MM, thread M14x1.5					7.6084		
Eng. 4G63S	Conn. nr. 2						7.1281 T20	
ENGINE								
2.0 TD	Diesel	60	10/92-08/99	4D68 T				
Engine	Information				S10	T10	T20 - T23	T22 - T25
All engines					7.0035	7.6084	7.1017 T20	
ENGINE								
2.4 GDI	Petrol	108	08/99-08/02	4G64 (GDI), 4G64DOHCB				
Engine	Information				S10	T10	T20 - T23	T22 - T25
All engines					7.0094			
Eng. 4G64DOHCB	spanner size 22MM, thread M14x1.5					7.6084		
Eng. 4G64DOHCB	01/05/00 ->, aut 4 speed, Conn. nr. 4						7.1177 T20	
Eng. 4G64DOHCB	-> 01/04/00, aut 4 speed, Conn. nr. 2, man 5 speed						7.1281 T20	
Eng. 4G64DOHCB								7.1017 T22
ENGINE								
2.4 GDI	Petrol	110	08/99-01/03	4G64 (GDI), 4G64DOHCB				
Engine	Information				S10	T10	T20 - T23	T22 - T25
All engines					7.0094			
Eng. 4G64DOHCB	spanner size 22MM, thread M14x1.5					7.6084		
Eng. 4G64DOHCB	01/05/00 ->, aut., Conn. nr. 4						7.1177 T20	
Eng. 4G64DOHCB	-> 01/04/00, 01/05/00 ->, Conn. nr. 2, man.						7.1281 T20	

SPACE STAR

ENGINE								
1.2	Petrol	57	05/12->	3A92				
Engine	Information				S10	T10	T20 - T23	T22 - T25
All engines					7.0187			7.1257 T22
All engines	pole nr. 4						7.1177 T20	
All engines	pole nr. 2						7.1281 T20	
ENGINE								
1.3 16V	Petrol	60	09/00-12/04	4G13 (16V), 4G13S				
Engine	Information				S10	T10	T20 - T23	T22 - T25
All engines					7.0035	7.6096		
All engines	Conn. nr. 2						7.1075 T20	
ENGINE								
1.3 16V	Petrol	61	12/98-12/04	4G13 (16V), 4G13S				
Engine	Information				S10	T10	T20 - T23	T22 - T25
All engines					7.0035	7.6096		
All engines	Conn. nr. 2						7.1075 T20	

S10	OIL PRESSURE WARNING LIGHT SWITCH	T10	REVERSING LIGHT SWITCH	T20	BRAKE LIGHT SWITCH
T22	SWITCH CLUTCH CONTROL (CRUISE CONTROL)	T23	SWITCH BRAKE ACTUATION (ENGINE TIMING)	T25	SWITCH CLUTCH CONTROL (ENGINE CONTROL)

Vehicle	alim.	kW	Date	Engine	 S10	 T10	 T20 - T23	 T22 - T25
---------	-------	----	------	--------	---	---	--	---

				ENGINE
1.3 16V	Petrol	63	06/98-12/04	4G13 (16V), 4G13S

Engine	Information	S10	T10	T20 - T23	T22 - T25
All engines		7.0035	7.6096		
All engines	Conn. nr. 2			7.1075 T20	

				ENGINE
1.6 16V	Petrol	72	01/01-12/04	4G18

Engine	Information	S10	T10	T20 - T23	T22 - T25
All engines		7.0035	7.6096		
All engines	Conn. nr. 2			7.1075 T20	

				ENGINE
1.8 GDI	Petrol	87	06/98-12/04	4G93 (GDI), 4G93DOHCB

Engine	Information	S10	T10	T20 - T23	T22 - T25
All engines		7.0094			
All engines	-> 01/08/02, -> 31/08/02, spanner size 22MM, thread M14x1.5		7.6084		
All engines	01/09/02 ->		7.6096		
All engines	Conn. nr. 2			7.1075 T20	
Eng. 4G93 (GDI)					7.1017 T22

				ENGINE
1.8 GDI	Petrol	90	06/98-12/04	4G93 (GDI), 4G93DOHCB

Engine	Information	S10	T10	T20 - T23	T22 - T25
All engines		7.0094			
All engines	-> 01/08/02, -> 31/08/02, spanner size 22MM, thread M14x1.5		7.6084		
All engines	01/09/02 ->		7.6096		
All engines	Conn. nr. 2			7.1075 T20	
Eng. 4G93 (GDI)					7.1017 T22

				ENGINE
1.8 MPI	Petrol	82	10/02-12/04	4G93, 4G93 (DOHC 16V)

Engine	Information	S10	T10	T20 - T23	T22 - T25
All engines		7.0094			
Eng. 4G93 (DOHC 16V)	-> 31/08/02		7.6084		
All engines	01/09/02 ->		7.6096		
All engines	Conn. nr. 2			7.1075 T20	
Eng. 4G93 (DOHC 16V)					7.1017 T22

				ENGINE
1.9 DI-D	Diesel	75	02/01-12/04	F9Q, F9Q1

Engine	Information	S10	T10	T20 - T23	T22 - T25
All engines		7.0076	7.6036		
Eng. F9Q1					7.1044 T22

				ENGINE
1.9 DI-D	Diesel	85	10/02-12/04	F9Q, F9Q2

Engine	Information	S10	T10	T20 - T23	T22 - T25
All engines		7.0076	7.6036		
Eng. F9Q2					7.1044 T22

SPACE WAGON

				ENGINE
1.8	Petrol	90	10/91-10/98	4G93 (SOHC 16V)

Engine	Information	S10	T10	T20 - T23	T22 - T25
All engines		7.0094	7.6084	7.1169 T20	

				ENGINE
1.8 4WD	Petrol	90	10/91-10/98	4G93 (SOHC 16V)

Engine	Information	S10	T10	T20 - T23	T22 - T25
All engines		7.0094	7.6084	7.1169 T20	

				ENGINE
1.8 TD	Diesel	55	10/91-10/98	4D65 T


Engine	Information	S10	T10	T20 - T23	T22 - T25
All engines		7.0017	7.6084	7.1169 T20	

				ENGINE
2.0	Petrol	80	12/98-06/02	4G63S

Engine	Information	S10	T10	T20 - T23	T22 - T25
All engines		7.0094			

S10 OIL PRESSURE WARNING LIGHT SWITCH	T10 REVERSING LIGHT SWITCH	T20 BRAKE LIGHT SWITCH
T22 SWITCH CLUTCH CONTROL (CRUISE CONTROL)	T23 SWITCH BRAKE ACTUATION (ENGINE TIMING)	T25 SWITCH CLUTCH CONTROL (ENGINE CONTROL)

FUNCTIONS ON THE VEHICLE

Vehicle	alim.	kW	Date	Engine	 S10	 T10	 T20 - T23	 T22 - T25
---------	-------	----	------	--------	---	---	--	---

ENGINE				
2.0	Petrol	80	12/98-06/02	4G63S

Engine	Information	S10	T10	T20 - T23	T22 - T25
All engines	spanner size 22MM, thread M14x1.5		7.6084		
All engines	Conn. nr. 2			7.1281 T20	

ENGINE				
2.0	Petrol	98	10/92-12/04	4G63 (SOHC 16V), 4G63S

Engine	Information	S10	T10	T20 - T23	T22 - T25
Eng. 4G63 (SOHC 16V)		7.0017		7.1169 T20	
Eng. 4G63S		7.0094			
All engines	spanner size 22MM, thread M14x1.5		7.6084		
Eng. 4G63S	Conn. nr. 2			7.1281 T20	

ENGINE				
2.0 4WD	Petrol	98	10/92-10/98	4G63 (SOHC 16V)

Engine	Information	S10	T10	T20 - T23	T22 - T25
All engines		7.0017	7.6084	7.1169 T20	

ENGINE				
2.0 TD	Diesel	60	10/92-10/98	4D68 T

Engine	Information	S10	T10	T20 - T23	T22 - T25
All engines		7.0017	7.6084	7.1169 T20	

ENGINE				
2.4 GDI	Petrol	108	09/00-12/04	4G64DOHCB

Engine	Information	S10	T10	T20 - T23	T22 - T25
All engines		7.0094			7.1017 T22
All engines	spanner size 22MM, thread M14x1.5		7.6084		
All engines	Conn. nr. 4			7.1177 T20	
All engines	Conn. nr. 2			7.1281 T20	

ENGINE				
2.4 GDI	Petrol	110	10/98-12/04	4G64 (GDI), 4G64DOHCB

Engine	Information	S10	T10	T20 - T23	T22 - T25
All engines		7.0094			
All engines	spanner size 22MM, thread M14x1.5		7.6084		
All engines	Conn. nr. 4, pole nr. 4			7.1177 T20	
All engines	Conn. nr. 2, pole nr. 2			7.1281 T20	
Eng. 4G64 (GDI)	01/06/00 ->				7.1169 T22

ENGINE				
2.4 GDI 4WD	Petrol	108	09/00-12/04	4G64DOHCB

Engine	Information	S10	T10	T20 - T23	T22 - T25
All engines		7.0094			
All engines	spanner size 22MM, thread M14x1.5		7.6084		
All engines	Conn. nr. 4			7.1177 T20	
All engines	Conn. nr. 2			7.1281 T20	

ENGINE				
2.4 GDI 4WD	Petrol	110	10/98-12/04	4G64 (GDI), 4G64DOHCB

Engine	Information	S10	T10	T20 - T23	T22 - T25
Eng. 4G64DOHCB		7.0094			
All engines	spanner size 22MM, thread M14x1.5		7.6084		
All engines	Conn. nr. 4, pole nr. 4			7.1177 T20	
All engines	Conn. nr. 2, pole nr. 2			7.1281 T20	
Eng. 4G64 (GDI)	01/06/00 ->				7.1169 T22

STARION

ENGINE				
2.0 Turbo ECI	Petrol	125	06/82-12/85	4G63-T (ECI)

Engine	Information	S10	T10	T20 - T23	T22 - T25
All engines	-> 30/04/85		7.6047		
All engines	pole nr. 2, without cable			7.1017 T20	
All engines	see connection type, with cable			7.1027 T20	
All engines	pole nr. 4, without cable			7.1044 T20	

ENGINE				
2.0 Turbo ECI	Petrol	132	05/85-08/87	4G63-T/C

Engine	Information	S10	T10	T20 - T23	T22 - T25
All engines	-> 30/04/85		7.6047		

S10 OIL PRESSURE WARNING LIGHT SWITCH	T10 REVERSING LIGHT SWITCH	T20 BRAKE LIGHT SWITCH
T22 SWITCH CLUTCH CONTROL (CRUISE CONTROL)	T23 SWITCH BRAKE ACTUATION (ENGINE TIMING)	T25 SWITCH CLUTCH CONTROL (ENGINE CONTROL)

Vehicle	alim.	kW	Date	Engine	 S10	 T10	 T20 - T23	 T22 - T25
---------	-------	----	------	--------	---	---	--	---

ENGINE				
2.0 Turbo Eci	Petrol	132	05/85-08/87	4G63-T/C

Engine	Information	S10	T10	T20 - T23	T22 - T25
All engines	pole nr. 2, without cable			7.1017 T20	
All engines	see connection type, with cable			7.1027 T20	
All engines	pole nr. 4, without cable			7.1044 T20	

ENGINE				
2.6 Turbo Eci	Petrol	114	09/87-06/90	G54B T/C

Engine	Information	S10	T10	T20 - T23	T22 - T25
All engines	pole nr. 2			7.1017 T20	
All engines	pole nr. 4			7.1044 T20	

VALLEY

ENGINE				
2.0	Petrol	75	09/92-10/94	4G63-T

Engine	Information	S10	T10	T20 - T23	T22 - T25
All engines		7.0094		7.1006 T20	

ENGINE				
2.5 TD	Diesel	62	09/92-10/94	4D56 (12V)

Engine	Information	S10	T10	T20 - T23	T22 - T25
All engines		7.0035		7.1006 T20	

S10 OIL PRESSURE WARNING LIGHT SWITCH	T10 REVERSING LIGHT SWITCH	T20 BRAKE LIGHT SWITCH
T22 SWITCH CLUTCH CONTROL (CRUISE CONTROL)	T23 SWITCH BRAKE ACTUATION (ENGINE TIMING)	T25 SWITCH CLUTCH CONTROL (ENGINE CONTROL)

FUNCTIONS ON THE VEHICLE

Vehicle	alim.	kW	Date	Engine	 S10	 T10	 T20 - T23	 T22 - T25
---------	-------	----	------	--------	---	---	--	---

100 NX

1.6	Petrol	66	03/90-10/94	ENGINE GA16DS
-----	--------	----	-------------	------------------

Engine	Information	S10	T10	T20 - T23	T22 - T25
All engines		7.0042	7.6140	7.1304 T20	

1.6 SR	Petrol	75	09/93-10/94	ENGINE GA16DE
--------	--------	----	-------------	------------------

Engine	Information	S10	T10	T20 - T23	T22 - T25
All engines		7.0042	7.6140	7.1304 T20	

2.0	Petrol	110	10/90-10/94	ENGINE SR20DE
-----	--------	-----	-------------	------------------

Engine	Information	S10	T10	T20 - T23	T22 - T25
All engines		7.0042	7.6140	7.1304 T20	

2.0 GTI	Petrol	105	03/91-10/94	ENGINE SR20DE
---------	--------	-----	-------------	------------------

Engine	Information	S10	T10	T20 - T23	T22 - T25
All engines		7.0042	7.6140	7.1304 T20	

200 SX

1.8 Turbo	Petrol	124	07/88-11/93	ENGINE CA18DET
-----------	--------	-----	-------------	-------------------

Engine	Information	S10	T10	T20 - T23	T22 - T25
All engines		7.0042		7.1304 T20	

1.8i Turbo	Petrol	0	01/87->	ENGINE CA18ET
------------	--------	---	---------	------------------

Engine	Information	S10	T10	T20 - T23	T22 - T25
All engines				7.1304 T20	

2.0 i 16V Turbo	Petrol	147	10/93-12/99	ENGINE SR20DET
-----------------	--------	-----	-------------	-------------------

Engine	Information	S10	T10	T20 - T23	T22 - T25
All engines		7.0042		7.1304 T20	

240 SX

2.4	Petrol	112	05/94-08/97	ENGINE KA24DE
-----	--------	-----	-------------	------------------

Engine	Information	S10	T10	T20 - T23	T22 - T25
All engines		7.0042	7.6115	7.1304 T20	

2.4	Petrol	115	04/93-09/94	ENGINE KA24DE
-----	--------	-----	-------------	------------------

Engine	Information	S10	T10	T20 - T23	T22 - T25
All engines		7.0042	7.6115	7.1304 T20	

300 ZX

3.0	Petrol	125	01/84-12/87	ENGINE VG30E
-----	--------	-----	-------------	-----------------

Engine	Information	S10	T10	T20 - T23	T22 - T25
All engines				7.1304 T20	

3.0 Twin Turbo	Petrol	197	05/90-09/95	ENGINE VG30DETT
----------------	--------	-----	-------------	--------------------

Engine	Information	S10	T10	T20 - T23	T22 - T25
All engines			7.6115	7.1304 T20	7.1304 T22

3.0 Twin Turbo	Petrol	208	05/90-09/95	ENGINE VG30DETT
----------------	--------	-----	-------------	--------------------

Engine	Information	S10	T10	T20 - T23	T22 - T25
All engines			7.6115	7.1304 T20	7.1304 T22

350 Z

3.5	Petrol	206	10/03-12/07	ENGINE VQ35DE
-----	--------	-----	-------------	------------------

Engine	Information	S10	T10	T20 - T23	T22 - T25
All engines			7.6231	7.1165 T20	

3.5	Petrol	214	11/04-01/07	ENGINE VQ35DE
-----	--------	-----	-------------	------------------

Engine	Information	S10	T10	T20 - T23	T22 - T25
All engines	-> 01/09/05			7.1165 T20	

S10 OIL PRESSURE WARNING LIGHT SWITCH	T10 REVERSING LIGHT SWITCH	T20 BRAKE LIGHT SWITCH
T22 SWITCH CLUTCH CONTROL (CRUISE CONTROL)	T23 SWITCH BRAKE ACTUATION (ENGINE TIMING)	T25 SWITCH CLUTCH CONTROL (ENGINE CONTROL)

Vehicle	alim.	kW	Date	Engine				
---------	-------	----	------	--------	---	---	--	---

				ENGINE
3.5	Petrol	214	11/04-01/07	VQ35DE

Engine	Information	S10	T10	T20 - T23	T22 - T25
All engines	01/10/05 ->			7.1202 T20	

				ENGINE
3.5	Petrol	221	09/02-12/08	VQ35DE

Engine	Information	S10	T10	T20 - T23	T22 - T25
All engines			7.6231		
All engines	-> 01/09/05			7.1165 T20	
All engines	01/10/05 ->			7.1202 T20	

				ENGINE
3.5	Petrol	230	09/05-12/09	VQ35HR

Engine	Information	S10	T10	T20 - T23	T22 - T25
All engines			7.6231	7.1202 T20	

370 Z

				ENGINE
3.7	Petrol	241	06/09->	VQ37VHR

Engine	Information	S10	T10	T20 - T23	T22 - T25
All engines		7.0166	7.6231	7.1202 T20	

				ENGINE
3.7	Petrol	243	06/09->	VQ37HR, VQ37VHR

Engine	Information	S10	T10	T20 - T23	T22 - T25
All engines		7.0166		7.1202 T20	
All engines	COL:light blue		7.6231		
Eng. VQ37HR	COL:black		7.6232		

				ENGINE
3.7	Petrol	248	04/09->	VQ37VHR

Engine	Information	S10	T10	T20 - T23	T22 - T25
All engines		7.0166		7.1202 T20	

				ENGINE
NISMO 3.7	Petrol	253	06/13->	VQ37VHR

Engine	Information	S10	T10	T20 - T23	T22 - T25
All engines		7.0166	7.6231	7.1202 T20	

ALMERA I

				ENGINE
1.4	Petrol	64	09/95-07/00	GA14DE

Engine	Information	S10	T10	T20 - T23	T22 - T25
All engines	COL:black, spanner size 24, switch press. 0.2 bar	7.0042			
All engines	spanner size 19, thread M14x1.5		7.6116		
All engines	spanner size 14, thread M10x1.25			7.1304 T20	

				ENGINE
1.4 GX,LX	Petrol	55	09/95-07/00	GA14DE

Engine	Information	S10	T10	T20 - T23	T22 - T25
All engines	COL:black, spanner size 24, switch press. 0.2 bar	7.0042			
All engines	spanner size 19, thread M14x1.5		7.6116		
All engines	spanner size 14, thread M10x1.25			7.1304 T20	

				ENGINE
1.4 S,GX,LX	Petrol	55	09/95-03/00	GA14DE

Engine	Information	S10	T10	T20 - T23	T22 - T25
All engines	COL:black, spanner size 24, switch press. 0.2 bar	7.0042			
All engines	spanner size 19, thread M14x1.5		7.6116		
All engines	spanner size 14, thread M10x1.25			7.1304 T20	

				ENGINE
1.6	Petrol	73	09/95-07/00	GA16DE





Engine	Information	S10	T10	T20 - T23	T22 - T25
All engines	COL:black, spanner size 24, switch press. 0.2 bar	7.0042			
All engines			7.6140		
All engines	spanner size 14, thread M10x1.25			7.1304 T20	

				ENGINE
1.6	Petrol	75	07/95-03/00	GA16DE


Engine	Information	S10	T10	T20 - T23	T22 - T25
All engines	COL:black, spanner size 24, switch press. 0.2 bar	7.0042			

S10	OIL PRESSURE WARNING LIGHT SWITCH	T10	REVERSING LIGHT SWITCH	T20	BRAKE LIGHT SWITCH
T22	SWITCH CLUTCH CONTROL (CRUISE CONTROL)	T23	SWITCH BRAKE ACTUATION (ENGINE TIMING)	T25	SWITCH CLUTCH CONTROL (ENGINE CONTROL)

FUNCTIONS ON THE VEHICLE

Vehicle	alim.	kW	Date	Engine	 S10	 T10	 T20 - T23	 T22 - T25
ENGINE								
1.6	Petrol	75	07/95-03/00	GA16DE				
Engine	Information			S10	T10	T20 - T23	T22 - T25	
All engines	COL:black, spanner size 24, switch press. 0.2 bar			7.0042	7.6140			
All engines	spanner size 14, thread M10x1.25					7.1304	T20	
ENGINE								
1.6	Petrol	86	09/95-07/00	GA16DE				
Engine	Information			S10	T10	T20 - T23	T22 - T25	
All engines				7.0042	7.6140	7.1304	T20	
ENGINE								
1.6 SLX	Petrol	66	09/95-07/00	GA16DE				
Engine	Information			S10	T10	T20 - T23	T22 - T25	
All engines	COL:black, spanner size 24, switch press. 0.2 bar			7.0042				
All engines					7.6140			
All engines	spanner size 14, thread M10x1.25					7.1304	T20	
ENGINE								
1.6 SR,SLX	Petrol	66	09/95-03/00	GA16DE				
Engine	Information			S10	T10	T20 - T23	T22 - T25	
All engines	COL:black, spanner size 24, switch press. 0.2 bar			7.0042				
All engines					7.6140			
All engines	spanner size 14, thread M10x1.25					7.1304	T20	
ENGINE								
1.8	Petrol	84	07/95-05/00	QG18DE				
Engine	Information			S10	T10	T20 - T23	T22 - T25	
All engines				7.0042	7.6231	7.1165	T20	7.1265 T22
All engines	+alarm switch				7.6232			
ENGINE								
2.0 D	Diesel	55	11/95-07/00	CD20				
Engine	Information			S10	T10	T20 - T23	T22 - T25	
All engines	COL:black, spanner size 24, switch press. 0.2 bar			7.0042				
All engines					7.6140			
All engines	spanner size 14, thread M10x1.25					7.1304	T20	
ENGINE								
2.0 GTi	Petrol	105	07/96-03/00	SR20DE				
Engine	Information			S10	T10	T20 - T23	T22 - T25	
All engines	COL:black, spanner size 24, switch press. 0.2 bar			7.0042				
All engines					7.6140			
All engines	spanner size 14, thread M10x1.25					7.1304	T20	
ALMERA II								
ENGINE								
1.5	Petrol	66	03/00-11/06	QG15DE				
Engine	Information			S10	T10	T20 - T23	T22 - T25	
All engines	COL:black, spanner size 24, switch press. 0.2 bar			7.0042				
All engines	MADE BY:(GB), MADE BY:(J)				7.6231			
All engines						7.1165	T20	7.1265 T22
ENGINE								
1.5	Petrol	72	10/02-09/06	QG15DE				
Engine	Information			S10	T10	T20 - T23	T22 - T25	
All engines	COL:black, spanner size 24, switch press. 0.2 bar			7.0042				
All engines					7.6231	7.1165	T20	7.1265 T22
ENGINE								
1.5	Petrol	77	03/01->	QG15DE				
Engine	Information			S10	T10	T20 - T23	T22 - T25	
All engines				7.0042	7.6231	7.1165	T20	7.1265 T22
All engines	+alarm switch				7.6232			
ENGINE								
1.5 dCi	Diesel	60	01/03-09/06	K9K722				
Engine	Information			S10	T10	T20 - T23	T22 - T25	
All engines	COL:green, spanner size 21, switch press. 0.2 bar, thread M14x1.5			7.0076				
All engines					7.6231	7.1165	T20	7.1265 T22

S10	OIL PRESSURE WARNING LIGHT SWITCH	T10	REVERSING LIGHT SWITCH	T20	BRAKE LIGHT SWITCH
T22	SWITCH CLUTCH CONTROL (CRUISE CONTROL)	T23	SWITCH BRAKE ACTUATION (ENGINE TIMING)	T25	SWITCH CLUTCH CONTROL (ENGINE CONTROL)

Vehicle	alim.	kW	Date	Engine	 S10	 T10	 T20 - T23	 T22 - T25
---------	-------	----	------	--------	---	---	--	---

				ENGINE
1.5 XL	Petrol	77	03/01->	QG15DE

Engine	Information	S10	T10	T20 - T23	T22 - T25
All engines		7.0042	7.6231	7.1165 T20	7.1265 T22
All engines	+alarm switch		7.6232		

				ENGINE
1.8	Petrol	84	01/00-11/02	QG18DE

Engine	Information	S10	T10	T20 - T23	T22 - T25
All engines	COL:black, spanner size 24, switch press. 0.2 bar	7.0042			
All engines	MADE BY:(GB), MADE BY:(J)		7.6231		
All engines				7.1165 T20	7.1265 T22

				ENGINE
1.8	Petrol	85	10/02-09/06	QG18DE

Engine	Information	S10	T10	T20 - T23	T22 - T25
All engines	COL:black, spanner size 24, switch press. 0.2 bar	7.0042			
All engines			7.6231	7.1165 T20	7.1265 T22

				ENGINE
1.8	Petrol	94	01/02->	QG18DE

Engine	Information	S10	T10	T20 - T23	T22 - T25
All engines		7.0042	7.6231	7.1165 T20	7.1265 T22
All engines	+alarm switch		7.6232		

				ENGINE
2.2 dCi	Diesel	100	09/03-09/06	YD22DDT, YD22DDTi

Engine	Information	S10	T10	T20 - T23	T22 - T25
All engines	COL:black, spanner size 24, switch press. 0.2 bar	7.0042			
All engines			7.6231	7.1165 T20	
Eng. YD22DDTi					7.1265 T22

				ENGINE
2.2 dCi	Diesel	82	09/03-09/06	YD22DDT

Engine	Information	S10	T10	T20 - T23	T22 - T25
All engines	COL:black, spanner size 24, switch press. 0.2 bar	7.0042			
All engines			7.6231	7.1165 T20	7.1265 T22

				ENGINE
2.2 Di	Diesel	81	03/00-04/03	YD22DDT

Engine	Information	S10	T10	T20 - T23	T22 - T25
All engines	COL:black, spanner size 24, switch press. 0.2 bar	7.0042			
All engines			7.6231	7.1165 T20	7.1265 T22

				ENGINE
ALMERA III				

				ENGINE
1.2 i	Petrol	58	09/11->	HR12DE

Engine	Information	S10	T10	T20 - T23	T22 - T25
All engines		7.0166	7.6245		7.1265 T22
All engines	+manual transmission, pole nr. 2			7.1165 T20	
All engines	+automatic transmission, pole nr. 4			7.1202 T20	

				ENGINE
1.5	Petrol	0	01/06->	QG15DE

Engine	Information	S10	T10	T20 - T23	T22 - T25
All engines		7.0042	7.6231	7.1304 T20	

				ENGINE
1.5 dCi	Diesel	0	08/12->	K9K

Engine	Information	S10	T10	T20 - T23	T22 - T25
All engines		7.0178	7.6245	7.1276 T20	7.1265 T22

				ENGINE
1.5 i	Petrol	73	01/12->	HR15DE




Engine	Information	S10	T10	T20 - T23	T22 - T25
All engines		7.0166	7.6245		
All engines	-> 15/12/13, pole nr. 2			7.1165 T20	
All engines	-> 15/12/13, pole nr. 4			7.1202 T20	

				ENGINE
1.5 i	Petrol	75	08/12->	HR15DE

Engine	Information	S10	T10	T20 - T23	T22 - T25
All engines		7.0166	7.6245		



S10 OIL PRESSURE WARNING LIGHT SWITCH	T10 REVERSING LIGHT SWITCH	T20 BRAKE LIGHT SWITCH
T22 SWITCH CLUTCH CONTROL (CRUISE CONTROL)	T23 SWITCH BRAKE ACTUATION (ENGINE TIMING)	T25 SWITCH CLUTCH CONTROL (ENGINE CONTROL)

FUNCTIONS ON THE VEHICLE

Vehicle	alim.	kW	Date	Engine	 S10	 T10	 T20 - T23	 T22 - T25
ENGINE								
1.5 i	Petrol	75	08/12->	HR15DE				
Engine	Information			S10	T10	T20 - T23	T22 - T25	
All engines	-> 15/12/13, pole nr. 2					7.1165	T20	
All engines	-> 15/12/13, pole nr. 4					7.1202	T20	
ENGINE								
1.5 i	Petrol	79	08/12->	HR15DE				
Engine	Information			S10	T10	T20 - T23	T22 - T25	
All engines				7.0166	7.6245			
All engines	-> 15/12/13, pole nr. 2					7.1165	T20	
All engines	-> 15/12/13, pole nr. 4					7.1202	T20	
ENGINE								
1.6	Petrol	79	01/06->	QG16				
Engine	Information			S10	T10	T20 - T23	T22 - T25	
All engines				7.0042		7.1304	T20	
All engines	COL:light blue				7.6231			
All engines	COL:black				7.6232			
All engines	15/12/10->						7.1304	T22
ENGINE								
1.6 16V	Petrol	79	03/06->	QG16, QG16DE				
Engine	Information			S10	T10	T20 - T23	T22 - T25	
All engines				7.0042		7.1304	T20	
All engines	COL:light blue				7.6231			
Eng. QG16DE	COL:black				7.6232			
Eng. QG16DE	15/12/10->						7.1304	T22
ALMERA III (G15RA)								
ENGINE								
1.6	Petrol	75	11/12->	K4M				
Engine	Information			S10	T10	T20 - T23	T22 - T25	
All engines				7.0181	7.6271			
ALMERA TINO								
ENGINE								
1.8	Petrol	84	08/00-02/06	QG18DE				
Engine	Information			S10	T10	T20 - T23	T22 - T25	
All engines	COL:black, spanner size 24, switch press. 0.2 bar			7.0042				
All engines					7.6231	7.1165	T20	7.1265
All engines								T22
ENGINE								
1.8	Petrol	85	12/02-02/06	QG18DE				
Engine	Information			S10	T10	T20 - T23	T22 - T25	
All engines	COL:black, spanner size 24, switch press. 0.2 bar			7.0042				
All engines					7.6231	7.1165	T20	7.1265
All engines								T22
ENGINE								
1.8	Petrol	88	12/98-02/03	QG18DE				
Engine	Information			S10	T10	T20 - T23	T22 - T25	
All engines				7.0042	7.6231	7.1165	T20	7.1265
All engines	+alarm switch				7.6232			
ENGINE								
2.0	Petrol	100	08/00-01/03	SR20DE				
Engine	Information			S10	T10	T20 - T23	T22 - T25	
All engines	COL:black, spanner size 24, switch press. 0.2 bar			7.0042				
All engines						7.1165	T20	
ENGINE								
2.2 dCi	Diesel	100	09/03-02/06	YD22DDTi				
Engine	Information			S10	T10	T20 - T23	T22 - T25	
All engines	COL:black, spanner size 24, switch press. 0.2 bar			7.0042				
All engines					7.6231	7.1165	T20	7.1265
All engines								T22
ENGINE								
2.2 dCi	Diesel	110	08/00->	YD22DDTi				
Engine	Information			S10	T10	T20 - T23	T22 - T25	
All engines				7.0042	7.6231	7.1165	T20	7.1265
All engines								T22

S10	OIL PRESSURE WARNING LIGHT SWITCH	T10	REVERSING LIGHT SWITCH	T20	BRAKE LIGHT SWITCH
T22	SWITCH CLUTCH CONTROL (CRUISE CONTROL)	T23	SWITCH BRAKE ACTUATION (ENGINE TIMING)	T25	SWITCH CLUTCH CONTROL (ENGINE CONTROL)

FUNCTIONS ON THE VEHICLE

Vehicle	alim.	kW	Date	Engine	 S10	 T10	 T20 - T23	 T22 - T25
---------	-------	----	------	--------	---	---	--	---

				ENGINE
2.2 dCi	Diesel	82	09/03-02/06	YD22DDT, YD22DDTi

Engine	Information	S10	T10	T20 - T23	T22 - T25
All engines	COL:black, spanner size 24, switch press. 0.2 bar	7.0042			
All engines			7.6231	7.1165 T20	
Eng. YD22DDT					7.1265 T22

				ENGINE
2.2 dCi	Diesel	84	08/00-02/06	YD22DDTi

Engine	Information	S10	T10	T20 - T23	T22 - T25
All engines	COL:black, spanner size 24, switch press. 0.2 bar	7.0042			
All engines			7.6231	7.1165 T20	7.1265 T22

ALTIMA

				ENGINE
2.4	Petrol	112	06/93-09/01	KA24DE

Engine	Information	S10	T10	T20 - T23	T22 - T25
All engines		7.0042		7.1304 T20	

BLUEBIRD

				ENGINE
1.6	Petrol	61	03/86-06/90	CA16S

Engine	Information	S10	T10	T20 - T23	T22 - T25
All engines		7.0042	7.6116	7.1304 T20	

				ENGINE
1.6	Petrol	66	12/85-02/90	CA16S

Engine	Information	S10	T10	T20 - T23	T22 - T25
All engines		7.0042	7.6116	7.1304 T20	

				ENGINE
1.6 DX	Petrol	61	11/83-02/88	CA16S

Engine	Information	S10	T10	T20 - T23	T22 - T25
All engines		7.0042	7.6116	7.1304 T20	

				ENGINE
1.8 i16V	Petrol	95	02/89-12/90	CA18D

Engine	Information	S10	T10	T20 - T23	T22 - T25
All engines		7.0042		7.1304 T20	

				ENGINE
1.8 Turbo	Petrol	99	04/84-11/92	CA18T

Engine	Information	S10	T10	T20 - T23	T22 - T25
All engines		7.0042		7.1304 T20	

				ENGINE
2.0	Petrol	75	12/85-09/90	CA20S

Engine	Information	S10	T10	T20 - T23	T22 - T25
All engines		7.0042		7.1304 T20	

				ENGINE
2.0 D	Diesel	43	04/84-01/88	LD20

Engine	Information	S10	T10	T20 - T23	T22 - T25
All engines		7.0042		7.1304 T20	

				ENGINE
2.0 D	Diesel	49	03/86-12/90	LD20

Engine	Information	S10	T10	T20 - T23	T22 - T25
All engines		7.0042		7.1304 T20	





				ENGINE
2.0 i	Petrol	77	04/84-12/90	CA20E

Engine	Information	S10	T10	T20 - T23	T22 - T25
All engines		7.0042		7.1304 T20	

				ENGINE
2.0 i	Petrol	85	09/88-09/90	CA20E

Engine	Information	S10	T10	T20 - T23	T22 - T25
All engines		7.0042		7.1304 T20	

S10	OIL PRESSURE WARNING LIGHT SWITCH	T10	REVERSING LIGHT SWITCH	T20	BRAKE LIGHT SWITCH
T22	SWITCH CLUTCH CONTROL (CRUISE CONTROL)	T23	SWITCH BRAKE ACTUATION (ENGINE TIMING)	T25	SWITCH CLUTCH CONTROL (ENGINE CONTROL)

				FUNCTIONS ON THE VEHICLE				
Vehicle	alim.	kW	Date	Engine	 S10	 T10	 T20 - T23	 T22 - T25

BLUEBIRD SYLPHY

				ENGINE
1.6	Petrol	75	12/12->	K4M490, K4M496, K4M497

Engine	Information	S10	T10	T20 - T23	T22 - T25
All engines		7.0181	7.6271		

CABSTAR II

				ENGINE
105.35, 110.35, 110.45	Diesel	78	10/98-10/06	BD30T, BD-30Ti

Engine	Information	S10	T10	T20 - T23	T22 - T25
All engines	COL:black, spanner size 24, switch press. 0.2 bar	7.0042			
Eng. BD30T			7.6115		
All engines	spanner size 14, thread M10x1.25			7.1304 T20	

				ENGINE
120.35, 120.45	Diesel	88	10/98-10/06	BD-30Ti

Engine	Information	S10	T10	T20 - T23	T22 - T25
All engines	COL:black, spanner size 24, switch press. 0.2 bar	7.0042			
All engines	spanner size 14, thread M10x1.25			7.1304 T20	

				ENGINE
125.35, 125.45	Diesel	92	10/98-10/06	BD-30Ti

Engine	Information	S10	T10	T20 - T23	T22 - T25
All engines	COL:black, spanner size 24, switch press. 0.2 bar	7.0042			
All engines	spanner size 14, thread M10x1.25			7.1304 T20	

				ENGINE
2.0	Petrol	66	07/92-05/94	--, Z20S

Engine	Information	S10	T10	T20 - T23	T22 - T25
All engines		7.0042	7.6115	7.1052 T20	7.1052 T22

				ENGINE
2.5 D	Diesel	56	07/92-12/00	TD25

Engine	Information	S10	T10	T20 - T23	T22 - T25
All engines		7.0042		7.1052 T20	7.1052 T22

				ENGINE
28.10, 32.10	Diesel	77	01/04-11/06	BD30T

Engine	Information	S10	T10	T20 - T23	T22 - T25
All engines	COL:black, spanner size 24, switch press. 0.2 bar	7.0042			
All engines			7.6115		
All engines	spanner size 14, thread M10x1.25			7.1304 T20	

				ENGINE
3.0 110.35	Diesel	81	10/00-04/04	BD30T

Engine	Information	S10	T10	T20 - T23	T22 - T25
All engines	COL:black, spanner size 24, switch press. 0.2 bar	7.0042			
All engines	spanner size 14, thread M10x1.25			7.1304 T20	

				ENGINE
75.28	Diesel	55	10/98-10/06	LD23

Engine	Information	S10	T10	T20 - T23	T22 - T25
All engines	COL:black, spanner size 24, switch press. 0.2 bar	7.0042			
All engines	spanner size 14, thread M10x1.25			7.1304 T20	

				ENGINE
90.32, 90.28, 95.32, 95.28	Diesel	66	10/98-10/06	TD27T

Engine	Information	S10	T10	T20 - T23	T22 - T25
All engines	COL:black, spanner size 24, switch press. 0.2 bar	7.0042			
All engines	spanner size 14, thread M10x1.25			7.1304 T20	

				ENGINE
95.32	Diesel	70	04/02-06/04	TD27T

Engine	Information	S10	T10	T20 - T23	T22 - T25
All engines	COL:black, spanner size 24, switch press. 0.2 bar	7.0042			
All engines	spanner size 14, thread M10x1.25			7.1304 T20	

S10 OIL PRESSURE WARNING LIGHT SWITCH	T10 REVERSING LIGHT SWITCH	T20 BRAKE LIGHT SWITCH
T22 SWITCH CLUTCH CONTROL (CRUISE CONTROL)	T23 SWITCH BRAKE ACTUATION (ENGINE TIMING)	T25 SWITCH CLUTCH CONTROL (ENGINE CONTROL)

FUNCTIONS ON THE VEHICLE

Vehicle	alim.	kW	Date	Engine	 S10	 T10	 T20 - T23	 T22 - T25
---------	-------	----	------	--------	---	---	--	---

CABSTAR III

				ENGINE
2.5 D	Diesel	96	09/06->	YD25DDTi

Engine	Information	S10	T10	T20 - T23	T22 - T25
All engines	see connection type	7.0042, 7.0166			
All engines	for reverse light, with cable		7.6115		
All engines	COL:grey			7.1304 T20	

				ENGINE
28.11 DCI, 32.11 DCI, 35.11 DCI 2.5	Diesel	81	09/06-12/13	YD25DDTi

Engine	Information	S10	T10	T20 - T23	T22 - T25
All engines		7.0166	7.6115	7.1304 T20	

				ENGINE
28.12 DCI, 32.12 DCI, 34.12 DCI, 35.12 DCI 2.5	Diesel	90	09/06-12/13	YD25DDTi

Engine	Information	S10	T10	T20 - T23	T22 - T25
All engines	COL:black, spanner size 24, switch press. 0.2 bar	7.0042			
All engines		7.0166	7.6115	7.1304 T20	

				ENGINE
3.0 D	Diesel	110	09/06->	ZD30DDTi

Engine	Information	S10	T10	T20 - T23	T22 - T25
All engines		7.0166			
All engines	for reverse light, with cable		7.6115		
All engines	-> 15/10/11, 15/03/09 ->, COL:brown			7.1265 T20	
All engines	COL:grey			7.1304 T20	

				ENGINE
3.0 Tdi	Diesel	103	09/06-12/13	ZD30DDTi

Engine	Information	S10	T10	T20 - T23	T22 - T25
All engines		7.0166	7.6115	7.1304 T20	
All engines	01/04/09 ->			7.1265 T23	

				ENGINE
34.110 DCI 2.5	Diesel	82	01/07-04/12	YD25DDTi

Engine	Information	S10	T10	T20 - T23	T22 - T25
All engines	COL:black, spanner size 24, switch press. 0.2 bar	7.0042			
All engines		7.0166	7.6115	7.1304 T20	

				ENGINE
35.13 DCI, 45.13 DCI 2.5	Diesel	96	09/06-12/12	YD25DDTi

Engine	Information	S10	T10	T20 - T23	T22 - T25
All engines	COL:black, spanner size 24, switch press. 0.2 bar	7.0042			
All engines		7.0166	7.6115	7.1304 T20	

				ENGINE
35.14 DCI 3.0	Diesel	101	09/06-12/13	ZD30DDTi

Engine	Information	S10	T10	T20 - T23	T22 - T25
All engines		7.0166	7.6115	7.1304 T20	
All engines	01/03/09 ->			7.1265 T23	

				ENGINE
35.14 DCI, 45.14 DCI 2.5	Diesel	100	09/06-12/13	YD25DDTi

Engine	Information	S10	T10	T20 - T23	T22 - T25
All engines	COL:black, spanner size 24, switch press. 0.2 bar	7.0042			
All engines		7.0166	7.6115	7.1304 T20	

				ENGINE
35.15 DCI, 45.15 DCI 3.0	Diesel	110	09/06-12/13	ZD30DDTi

Engine	Information	S10	T10	T20 - T23	T22 - T25
All engines		7.0166	7.6115	7.1304 T20	
All engines	01/04/09 ->			7.1265 T23	

S10 OIL PRESSURE WARNING LIGHT SWITCH	T10 REVERSING LIGHT SWITCH	T20 BRAKE LIGHT SWITCH
T22 SWITCH CLUTCH CONTROL (CRUISE CONTROL)	T23 SWITCH BRAKE ACTUATION (ENGINE TIMING)	T25 SWITCH CLUTCH CONTROL (ENGINE CONTROL)

FUNCTIONS ON THE VEHICLE

Vehicle	alim.	kW	Date	Engine	 S10	 T10	 T20 - T23	 T22 - T25
---------	-------	----	------	--------	---	---	--	---

CEFIRO

2.0	Petrol	103	10/94-09/03	ENGINE
				VQ20DE

Engine	Information	S10	T10	T20 - T23	T22 - T25
All engines	COL:black, spanner size 24, switch press. 0.2 bar	7.0042			
All engines				7.1165 T20	
All engines	spanner size 14, thread M10x1.25			7.1304 T20	

2.0	Petrol	114	08/94-11/98	ENGINE
				VQ20DE

Engine	Information	S10	T10	T20 - T23	T22 - T25
All engines	COL:black, spanner size 24, switch press. 0.2 bar	7.0042			
All engines	spanner size 14, thread M10x1.25			7.1304 T20	

3.0	Petrol	142	10/94-12/99	ENGINE
				VQ30DE

Engine	Information	S10	T10	T20 - T23	T22 - T25
All engines	COL:black, spanner size 24, switch press. 0.2 bar	7.0042			
All engines	spanner size 14, thread M10x1.25			7.1304 T20	

3.0	Petrol	147	01/00-09/03	ENGINE
				VQ30DE

Engine	Information	S10	T10	T20 - T23	T22 - T25
All engines	COL:black, spanner size 24, switch press. 0.2 bar	7.0042			
All engines				7.1165 T20	

CUBE

1.5 dCi	Diesel	78	03/10->	ENGINE
				K9K, K9K 270

Engine	Information	S10	T10	T20 - T23	T22 - T25
All engines	Conn. nr. 1, switch press. 0.6 bar	7.0178			
All engines			7.6245		7.1276 T22
All engines	see connection type			7.1165 T20	
Eng. K9K 270	see connection type, with control switch			7.1265 T20	
Eng. K9K				7.1265 T23	

1.5 dCi	Diesel	81	03/10->	ENGINE
				K9K, K9K 270

Engine	Information	S10	T10	T20 - T23	T22 - T25
All engines	Conn. nr. 1, switch press. 0.6 bar	7.0178			
All engines			7.6245		7.1276 T22
All engines	see connection type			7.1165 T20	
Eng. K9K 270	see connection type, with control switch			7.1265 T20	
Eng. K9K				7.1265 T23	

1.6 16V	Petrol	81	03/10->	ENGINE
				HR16DE

Engine	Information	S10	T10	T20 - T23	T22 - T25
All engines		7.0166	7.6245		7.1276 T22
All engines	man.			7.1165 T20	
All engines	CVT			7.1202 T20	

ECO-T

3.0TDiC	Diesel	80	01/97-12/00	ENGINE
				BD-30Ti

Engine	Information	S10	T10	T20 - T23	T22 - T25
All engines	COL:black, spanner size 24, switch press. 0.2 bar	7.0042			

4.0TDiC	Diesel	100	01/97-12/00	ENGINE
				B4-40Ti

Engine	Information	S10	T10	T20 - T23	T22 - T25
All engines				7.1025 T20	

6.0TDi	Diesel	118	01/97-12/00	ENGINE
				B6-60Ti-H

Engine	Information	S10	T10	T20 - T23	T22 - T25
All engines				7.1025 T20	

S10 OIL PRESSURE WARNING LIGHT SWITCH	T10 REVERSING LIGHT SWITCH	T20 BRAKE LIGHT SWITCH
T22 SWITCH CLUTCH CONTROL (CRUISE CONTROL)	T23 SWITCH BRAKE ACTUATION (ENGINE TIMING)	T25 SWITCH CLUTCH CONTROL (ENGINE CONTROL)

FUNCTIONS ON THE VEHICLE

Vehicle	alim.	kW	Date	Engine	 S10	 T10	 T20 - T23	 T22 - T25
---------	-------	----	------	--------	---	---	--	---

FRONTIER

2.3 dCi	Diesel	0	11/14->	ENGINE
				M9T

Engine	Information	S10	T10	T20 - T23	T22 - T25
All engines	for reverse light		7.6314		

2.5 dCi	Diesel	0	01/08->	ENGINE
				YD25DDTi

Engine	Information	S10	T10	T20 - T23	T22 - T25
All engines	pole nr. 1	7.0166			
All engines	for reverse light		7.6115, 7.6314		
All engines				7.1304	T20

2.5 dCi [BRA]	Diesel	0	08/08->	ENGINE
				YD25DDTi

Engine	Information	S10	T10	T20 - T23	T22 - T25
All engines		7.0166			
All engines	for reverse light, with cable		7.6314		
All engines	pole nr. 2, see connection type			7.1165, 7.1265	T20
All engines	pole nr. 4			7.1202	T20

2.5 i	Petrol	0	11/14->	ENGINE
				QR25DE

Engine	Information	S10	T10	T20 - T23	T22 - T25
All engines		7.0166			
All engines	for reverse light		7.6314		

2.5 i [USA]	Petrol	0	10/04->	ENGINE
				QR25DE

Engine	Information	S10	T10	T20 - T23	T22 - T25
All engines		7.0166			
All engines	for reverse light		7.6115		
All engines	pole nr. 2, see connection type			7.1165, 7.1265	T20
All engines	pole nr. 4			7.1202	T20

4.0 [USA]	Petrol	0	10/04->	ENGINE
				VQ40DE

Engine	Information	S10	T10	T20 - T23	T22 - T25
All engines	pole nr. 1	7.0166			
All engines	for reverse light		7.6314		
All engines	pole nr. 2, see connection type			7.1165, 7.1265	T20
All engines	pole nr. 4			7.1202	T20

GT-R

3.8	Petrol	353	12/08->	ENGINE
				VR38DETT

Engine	Information	S10	T10	T20 - T23	T22 - T25
All engines				7.1202, 7.1265	T20, T23

3.8	Petrol	397	01/11->	ENGINE
				VR38DETT

Engine	Information	S10	T10	T20 - T23	T22 - T25
All engines				7.1202, 7.1265	T20, T23

NISMO	Petrol	441	07/14->	ENGINE
				VR38DETT

Engine	Information	S10	T10	T20 - T23	T22 - T25
All engines				7.1202, 7.1265	T20, T23

V6	Petrol	357	12/07-10/10	ENGINE
				VR38DETT

Engine	Information	S10	T10	T20 - T23	T22 - T25
All engines				7.1202, 7.1265	T20, T23

V6	Petrol	390	10/10-09/11	ENGINE
				VR38DETT

Engine	Information	S10	T10	T20 - T23	T22 - T25
All engines				7.1202, 7.1265	T20, T23

S10 OIL PRESSURE WARNING LIGHT SWITCH	T10 REVERSING LIGHT SWITCH	T20 BRAKE LIGHT SWITCH
T22 SWITCH CLUTCH CONTROL (CRUISE CONTROL)	T23 SWITCH BRAKE ACTUATION (ENGINE TIMING)	T25 SWITCH CLUTCH CONTROL (ENGINE CONTROL)

FUNCTIONS ON THE VEHICLE

Vehicle	alim.	kW	Date	Engine	 S10	 T10	 T20 - T23	 T22 - T25
---------	-------	----	------	--------	---	---	--	---

				ENGINE
V6	Petrol	404	10/11->	VR38DETT

Engine	Information	S10	T10	T20 - T23	T22 - T25
All engines				7.1202, 7.1265	T20, T23

				ENGINE
V6	Petrol	419	06/16->	VR38DETT

Engine	Information	S10	T10	T20 - T23	T22 - T25
All engines				7.1202, 7.1265	T20, T23

INTERSTAR

				ENGINE
dCi 100	Diesel	73	11/03->	G9U 720, G9U 754

Engine	Information	S10	T10	T20 - T23	T22 - T25
All engines	COL:green, spanner size 21, switch press. 0.2 bar, thread M14x1.5	7.0076			
All engines	spanner size 21, switch press. 0.5 bar	7.0151			
All engines	Conn. nr. 1, switch press. 0.6 bar	7.0178			
All engines			7.6096		7.1150 T25
All engines	COL:black			7.1148	T20
Eng. G9U 720					7.1150 T22

				ENGINE
dCi 100	Diesel	74	11/03->	G9U 650, G9U 720, G9U 750, G9U 754

Engine	Information	S10	T10	T20 - T23	T22 - T25
All engines	conn.shape : round, spanner size 21, switch press. 0.5 bar	7.0151			
All engines	Conn. nr. 1, conn.shape : rectangular, switch press. 0.6 bar	7.0178			
All engines	see connection type		7.6096		
Eng. G9U 720, G9U 750, G9U 754	see connection type		7.6151		
All engines	COL:black, pole nr. 2			7.1148	T20
Eng. G9U 720, G9U 750, G9U 754	pole nr. 4			7.1149	T20
All engines					7.1150 T22

				ENGINE
dCi 120	Diesel	84	04/02->	G9U 720, G9U 724, G9U 750

Engine	Information	S10	T10	T20 - T23	T22 - T25
All engines	spanner size 21, switch press. 0.5 bar	7.0151			
All engines	Conn. nr. 1, switch press. 0.6 bar	7.0178			
All engines			7.6096		
All engines	COL:black			7.1148	T20
Eng. G9U 720					7.1150 T22

				ENGINE
dCi 120	Diesel	88	08/06->	G9U 650

Engine	Information	S10	T10	T20 - T23	T22 - T25
All engines	spanner size 21, switch press. 0.5 bar	7.0151			
All engines	Conn. nr. 1, switch press. 0.6 bar	7.0178			
All engines			7.6096		7.1150 T22
All engines	COL:black			7.1148	T20

				ENGINE
dCi 140	Diesel	100	11/03->	ZD30

Engine	Information	S10	T10	T20 - T23	T22 - T25
All engines		7.0166	7.6096		7.1150 T22
All engines	COL:black			7.1148	T20
All engines	COL:white			7.1149	T20

				ENGINE
dCi 150	Diesel	107	08/06->	G9U 632

Engine	Information	S10	T10	T20 - T23	T22 - T25
All engines	spanner size 21, switch press. 0.5 bar	7.0151			
All engines	Conn. nr. 1, switch press. 0.6 bar	7.0178			
All engines			7.6096		7.1150 T22
All engines	COL:black			7.1148	T20

S10	OIL PRESSURE WARNING LIGHT SWITCH	T10	REVERSING LIGHT SWITCH	T20	BRAKE LIGHT SWITCH
T22	SWITCH CLUTCH CONTROL (CRUISE CONTROL)	T23	SWITCH BRAKE ACTUATION (ENGINE TIMING)	T25	SWITCH CLUTCH CONTROL (ENGINE CONTROL)

FUNCTIONS ON THE VEHICLE

Vehicle	alim.	kW	Date	Engine	 S10	 T10	 T20 - T23	 T22 - T25
---------	-------	----	------	--------	---	---	--	---

ENGINE				
dCi 80	Diesel	60	04/02->	F9Q 772, F9Q 774

Engine	Information	S10	T10	T20 - T23	T22 - T25
All engines	COL:green, COL:white, spanner size 21, switch press. 0.2 bar, thread M14x1.5	7.0076			
Eng. F9Q 774	COL:black	7.0166			
All engines	see connection type		7.6096		
Eng. F9Q 774	see connection type		7.6151		
All engines	COL:black, pole nr. 2			7.1148	T20
Eng. F9Q 774	pole nr. 4			7.1149	T20
All engines					7.1150 T22

ENGINE				
dCi 90	Diesel	66	07/02->	G9T 722, G9T 750

Engine	Information	S10	T10	T20 - T23	T22 - T25
All engines	conn.shape : round, spanner size 21, switch press. 0.5 bar	7.0151			
All engines	Conn. nr. 1, conn.shape : rectangular, switch press. 0.6 bar	7.0178			
All engines	see connection type		7.6096		
Eng. G9T 750	see connection type		7.6151		
All engines	COL:black, pole nr. 2			7.1148	T20
Eng. G9T 750	pole nr. 4			7.1149	T20
All engines					7.1150 T22

ENGINE				
--------	--	--	--	--

1.2 DIG-T	Petrol	85	05/14->	HR12DDT, HRA2DDT
------------------	--------	-----------	---------	-------------------------

Engine	Information	S10	T10	T20 - T23	T22 - T25
All engines		7.0180	7.6245		
All engines	COL:black, pole nr. 2			7.1165	T20
Eng. HR12DDT	COL:brown, pole nr. 2			7.1265	T20
Eng. HRA2DDT				7.1265	T23
All engines	COL:brown, pole nr. 2				7.1265 T22
Eng. HR12DDT	COL:orange, pole nr. 4				7.1282 T22

ENGINE				
1.5	Petrol	84	10/13->	HR15DE

Engine	Information	S10	T10	T20 - T23	T22 - T25
All engines	-> 15/06/14			7.1202	T20

ENGINE				
1.5 dCi	Diesel	81	06/10->	K9K 410, K9K 636, K9K 646, K9K 896

Engine	Information	S10	T10	T20 - T23	T22 - T25
All engines	Conn. nr. 1, switch press. 0.6 bar	7.0178			
All engines			7.6245		
All engines	-> 01/02/16, COL:black			7.1165	T20
Eng. K9K 896	COL:brown			7.1265	T20
Eng. K9K 410, K9K 636, K9K 646				7.1265	T23
Eng. K9K 896	pole nr. 2				7.1265 T22
All engines	-> 01/01/11, COL:brown, pole nr. 4				7.1276 T22
All engines	01/02/11 ->, COL:orange, pole nr. 4				7.1282 T22

ENGINE				
1.6	Petrol	69	01/13->	HR16DE

Engine	Information	S10	T10	T20 - T23	T22 - T25
All engines			7.6245	7.1165, 7.1265	T20, T23
				7.1282	T22, T25

ENGINE				
1.6	Petrol	83	07/18->	HR16DE



Engine	Information	S10	T10	T20 - T23	T22 - T25
All engines			7.6245	7.1265	T23
				7.1265, 7.1282	T22, T25

ENGINE				
1.6	Petrol	86	06/10->	HR16DE

Engine	Information	S10	T10	T20 - T23	T22 - T25
All engines			7.6245		7.1265 T25
All engines	man.			7.1165	T20
All engines	CVT			7.1202	T20

S10 OIL PRESSURE WARNING LIGHT SWITCH	T10 REVERSING LIGHT SWITCH	T20 BRAKE LIGHT SWITCH
T22 SWITCH CLUTCH CONTROL (CRUISE CONTROL)	T23 SWITCH BRAKE ACTUATION (ENGINE TIMING)	T25 SWITCH CLUTCH CONTROL (ENGINE CONTROL)

FUNCTIONS ON THE VEHICLE

Vehicle	alim.	kW	Date	Engine	 S10	 T10	 T20 - T23	 T22 - T25
---------	-------	----	------	--------	---	---	--	---

				ENGINE
1.6 CVTC	Petrol	72	08/14->	HR16DE

Engine	Information	S10	T10	T20 - T23	T22 - T25
All engines			7.6245	7.1165, 7.1265, T20, T23	7.1265, 7.1282, T22, T25

				ENGINE
1.6 DIG-T	Petrol	140	06/10->	MR16DDT

Engine	Information	S10	T10	T20 - T23	T22 - T25
All engines	COL:light blue, pole nr. 2		7.6231		
All engines	COL:black, pole nr. 2		7.6232		
All engines	pole nr. 3		7.6245		
All engines					7.1265 T25

				ENGINE
1.6 DIG-T 4x4	Petrol	140	06/10->	MR16DDT

Engine	Information	S10	T10	T20 - T23	T22 - T25
All engines	COL:light blue, pole nr. 2		7.6231		
All engines	COL:black, pole nr. 2		7.6232		
All engines	pole nr. 3		7.6245		
All engines				7.1202, 7.1265, T20, T23	

				ENGINE
1.6 DIG-T NISMO	Petrol	147	03/13-07/14	MR16DDT

Engine	Information	S10	T10	T20 - T23	T22 - T25
All engines			7.6245		
All engines	pole nr. 2				7.1265 T22
All engines	COL:brown, pole nr. 4				7.1276 T22
All engines	COL:orange, pole nr. 4				7.1282 T22

				ENGINE
1.6 DIG-T NISMO 4x4	Petrol	147	02/13-07/14	MR16DDT

Engine	Information	S10	T10	T20 - T23	T22 - T25
All engines	COL:light blue, pole nr. 2		7.6231		
All engines	COL:black, pole nr. 2		7.6232		
All engines	pole nr. 3		7.6245		
All engines				7.1202, 7.1265, T20, T23	

				ENGINE
1.6 DIG-T NISMO RS	Petrol	160	08/14->	MR16DDT

Engine	Information	S10	T10	T20 - T23	T22 - T25
All engines	NISMO(+)		7.6231		
All engines	NISMO(-)		7.6245		
All engines				7.1165, 7.1265, T20, T23	7.1265, 7.1282, T22, T25

				ENGINE
1.6 DIG-T NISMO RS 4x4	Petrol	157	08/14->	MR16DDT

Engine	Information	S10	T10	T20 - T23	T22 - T25
All engines	COL:light blue, pole nr. 2		7.6231		
All engines	COL:black, pole nr. 2		7.6232		
All engines	pole nr. 3		7.6245		
All engines				7.1202, 7.1265, T20, T23	

				ENGINE
1.6 LPG	Petrol/ Petroleum Gas (LPG)	85	01/12->	HR16DE

Engine	Information	S10	T10	T20 - T23	T22 - T25
All engines			7.6245	7.1165, 7.1265, T20, T23	7.1282 T22

KUBISTAR

				ENGINE
1.2	Petrol	44	08/03->	D7F 726, D7F 744, D7F 764, D7F726

Engine	Information	S10	T10	T20 - T23	T22 - T25
Eng. D7F726	COL:milk white, spanner size 21, switch press. 0.3 bar, thread M14x1.5	7.0076			
Eng. D7F 726, D7F 744, D7F 764	COL:green	7.0131			

S10	OIL PRESSURE WARNING LIGHT SWITCH	T10	REVERSING LIGHT SWITCH	T20	BRAKE LIGHT SWITCH
T22	SWITCH CLUTCH CONTROL (CRUISE CONTROL)	T23	SWITCH BRAKE ACTUATION (ENGINE TIMING)	T25	SWITCH CLUTCH CONTROL (ENGINE CONTROL)

Vehicle	alim.	kW	Date	Engine	 S10	 T10	 T20 - T23	 T22 - T25
---------	-------	----	------	--------	---	---	--	---

KUBISTAR

				ENGINE
1.2	Petrol	44	08/03->	D7F 726, D7F 744, D7F 764, D7F726

Engine	Information	S10	T10	T20 - T23	T22 - T25
All engines	COL:grey, switch press. 0.9 bar	7.0153			
All engines	COL:green, t.tnr. JB3		7.6096		
Eng. D7F 726, D7F 744, D7F 764	COL:light blue, t.tnr. JH3, JR5		7.6271		
Eng. D7F 726, D7F 744, D7F 764	COL:black, pole nr. 2			7.1148	T20
Eng. D7F 726, D7F 744, D7F 764	COL:white, pole nr. 4			7.1149	T20
Eng. D7F 726, D7F 744, D7F 764	COL:grey, pole nr. 2			7.1150	T20
All engines	COL:blue, pole nr. 2			7.1195	T20
All engines	COL:green, pole nr. 2			7.1223	T20
Eng. D7F726					7.1150 T25

				ENGINE
1.2 16V	Petrol	55	04/06->	D4F 712, D4F 730

Engine	Information	S10	T10	T20 - T23	T22 - T25
All engines			7.6096		7.1150 T25
All engines	COL:blue			7.1195	T20
All engines	COL:green			7.1223	T20

				ENGINE
1.2 LPG	Petrol/ Petroleum Gas (LPG)	44	10/03-08/05	D7F 764

Engine	Information	S10	T10	T20 - T23	T22 - T25
All engines			7.6096		7.1150 T25
All engines	COL:blue			7.1195	T20
All engines	COL:green			7.1223	T20

				ENGINE
1.4	Petrol	55	08/03-10/09	K7J 700, K7J701

Engine	Information	S10	T10	T20 - T23	T22 - T25
All engines		7.0151	7.6096		
All engines	COL:black			7.1148	T20
All engines	COL:white			7.1149	T20
All engines	COL:green			7.1223	T20

				ENGINE
1.5 dCi	Diesel	42	08/03-10/09	K9K 702, K9K 710, K9K 714

Engine	Information	S10	T10	T20 - T23	T22 - T25
Eng. K9K 710, K9K 714	conn.shape : round	7.0151			
Eng. K9K 710, K9K 714	conn.shape : rectangular	7.0178			
All engines	COL:green, t.tnr. JB3, without cable		7.6096		
Eng. K9K 710, K9K 714	COL:light blue, t.tnr. JH3, JR5, without cable		7.6271		
Eng. K9K 710, K9K 714	COL:black, pole nr. 2			7.1148	T20
Eng. K9K 710, K9K 714	COL:white, pole nr. 4			7.1149	T20
Eng. K9K 710, K9K 714	COL:grey, pole nr. 2			7.1150	T20
All engines	COL:blue, pole nr. 2			7.1195	T20
All engines	COL:green, pole nr. 2			7.1223	T20
Eng. K9K 702					7.1150 T25

				ENGINE
1.5 dCi	Diesel	45	08/05->	K9K 710, K9K 714

Engine	Information	S10	T10	T20 - T23	T22 - T25
All engines			7.6096		7.1150 T25
All engines	COL:blue			7.1195	T20
All engines	COL:green			7.1223	T20

				ENGINE
1.5 dCi	Diesel	48	08/03->	K9K 704

Engine	Information	S10	T10	T20 - T23	T22 - T25
All engines			7.6096		7.1150 T25
All engines	COL:blue			7.1195	T20
All engines	COL:green			7.1223	T20

S10 OIL PRESSURE WARNING LIGHT SWITCH	T10 REVERSING LIGHT SWITCH	T20 BRAKE LIGHT SWITCH
T22 SWITCH CLUTCH CONTROL (CRUISE CONTROL)	T23 SWITCH BRAKE ACTUATION (ENGINE TIMING)	T25 SWITCH CLUTCH CONTROL (ENGINE CONTROL)

FUNCTIONS ON THE VEHICLE

Vehicle	alim.	kW	Date	Engine	 S10	 T10	 T20 - T23	 T22 - T25
---------	-------	----	------	--------	---	---	--	---

				ENGINE
1.5 dCi	Diesel	60	08/03->	K9K 702, K9K 722

Engine	Information	S10	T10	T20 - T23	T22 - T25
All engines			7.6096		7.1150 T25
All engines	COL:blue			7.1195 T20	
All engines	COL:green			7.1223 T20	

				ENGINE
1.5 dCi	Diesel	66	09/05-10/09	K9K 716

Engine	Information	S10	T10	T20 - T23	T22 - T25
All engines			7.6096		7.1150 T25
All engines	COL:blue			7.1195 T20	
All engines	COL:green			7.1223 T20	

				ENGINE
1.5 dCi 70	Diesel	50	09/05-10/09	K9K 700, K9K 718

Engine	Information	S10	T10	T20 - T23	T22 - T25
Eng. K9K 700	conn.shape : round	7.0151			
Eng. K9K 700	conn.shape : rectangular	7.0178			
All engines	COL:green, t.tnr. JB3, without cable		7.6096		
Eng. K9K 700	COL:light blue, t.tnr. JH3, JR5, without cable		7.6271		
Eng. K9K 700	COL:black, pole nr. 2			7.1148 T20	
Eng. K9K 700	COL:white, pole nr. 4			7.1149 T20	
Eng. K9K 700	COL:grey, pole nr. 2			7.1150 T20	
All engines	COL:blue, pole nr. 2			7.1195 T20	
All engines	COL:green, pole nr. 2			7.1223 T20	
Eng. K9K 718					7.1150 T25

				ENGINE
1.5 dCi 85	Diesel	62	04/06-10/09	K9K 276

Engine	Information	S10	T10	T20 - T23	T22 - T25
All engines	conn.shape : round	7.0151			
All engines	conn.shape : rectangular	7.0178			
All engines	COL:green, t.tnr. JB3, without cable		7.6096		
All engines	COL:light blue, t.tnr. JH3, JR5, without cable		7.6271		
All engines	COL:black, pole nr. 2			7.1148 T20	
All engines	COL:white, pole nr. 4			7.1149 T20	
All engines	COL:grey, pole nr. 2			7.1150 T20	
All engines	COL:blue, pole nr. 2			7.1195 T20	
All engines	COL:green, pole nr. 2			7.1223 T20	

				ENGINE
1.6 16V	Petrol	70	08/03->	K4M 750, K4M 752, K4M 753, K4M753

Engine	Information	S10	T10	T20 - T23	T22 - T25
Eng. K4M 750, K4M 753		7.0151			
All engines	COL:green, t.tnr. JB3		7.6096		
Eng. K4M 750, K4M 753	COL:light blue, t.tnr. JH3, JR5		7.6271		
Eng. K4M 750, K4M 753	COL:black, pole nr. 2			7.1148 T20	
Eng. K4M 750, K4M 753	COL:white, pole nr. 4			7.1149 T20	
Eng. K4M 750, K4M 753	COL:grey, pole nr. 2			7.1150 T20	
All engines	COL:blue, pole nr. 2			7.1195 T20	
All engines	COL:green, pole nr. 2			7.1223 T20	
Eng. K4M 752, K4M753					7.1150 T25

				ENGINE
dCi 85	Diesel	62	04/06-10/09	K9K 716, K9K 718

Engine	Information	S10	T10	T20 - T23	T22 - T25
All engines			7.6096		7.1150 T25
All engines	COL:blue			7.1195 T20	
All engines	COL:green			7.1223 T20	

				ENGINE
2.0 GL	Petrol	75	11/84-12/85	CA20S

Engine	Information	S10	T10	T20 - T23	T22 - T25
All engines				7.1304 T20	

S10	OIL PRESSURE WARNING LIGHT SWITCH	T10	REVERSING LIGHT SWITCH	T20	BRAKE LIGHT SWITCH
T22	SWITCH CLUTCH CONTROL (CRUISE CONTROL)	T23	SWITCH BRAKE ACTUATION (ENGINE TIMING)	T25	SWITCH CLUTCH CONTROL (ENGINE CONTROL)

FUNCTIONS ON THE VEHICLE

Vehicle	alim.	kW	Date	Engine	 S10	 T10	 T20 - T23	 T22 - T25
---------	-------	----	------	--------	---	---	--	---

ENGINE				
2.4	Petrol	94	01/85-12/87	L24E

Engine	Information	S10	T10	T20 - T23	T22 - T25
All engines		7.0015		7.1304 T20	

ENGINE				
2.4i	Petrol	94	02/87-06/90	L24E

Engine	Information	S10	T10	T20 - T23	T22 - T25
All engines		7.0015		7.1304 T20	

ENGINE				
2.8 D	Diesel	62	01/85-12/87	LD28

Engine	Information	S10	T10	T20 - T23	T22 - T25
All engines				7.1304 T20	

LEAF				
Electric	Electric	110	08/17->	EM57

Engine	Information	S10	T10	T20 - T23	T22 - T25
All engines				7.1265 T23	

ENGINE				
Electric	Electric	80	11/10->	EM57, EM61

Engine	Information	S10	T10	T20 - T23	T22 - T25
All engines				7.1265 T23	

MAXIMA III				
3.0	Petrol	128	10/88-06/94	VG30E

Engine	Information	S10	T10	T20 - T23	T22 - T25
All engines		7.0042		7.1304 T20	

ENGINE				
3.0 i	Petrol	125	10/88-06/94	VG30E

Engine	Information	S10	T10	T20 - T23	T22 - T25
All engines		7.0042		7.1304 T20	

ENGINE				
3.0 i [USA]	Petrol	0	01/81->	--, VE30DE

Engine	Information	S10	T10	T20 - T23	T22 - T25
All engines		7.0042		7.1304 T20	

MAXIMA IV				
2.0 QX	Petrol	103	10/97-12/00	VQ20DE

Engine	Information	S10	T10	T20 - T23	T22 - T25
All engines	COL:black, spanner size 24, switch press. 0.2 bar	7.0042			
All engines	spanner size 14, thread M10x1.25			7.1304 T20	

ENGINE				
3.0 QX	Petrol	142	10/97-12/00	VQ30DE

Engine	Information	S10	T10	T20 - T23	T22 - T25
All engines		7.0042		7.1304 T20	

MAXIMA QX				
2.0	Petrol	103	02/95-08/00	VQ20DE

Engine	Information	S10	T10	T20 - T23	T22 - T25
All engines	COL:black, spanner size 24, switch press. 0.2 bar	7.0042			
All engines	spanner size 14, thread M10x1.25			7.1304 T20	

ENGINE				
2.0 V6 24V	Petrol	103	03/00-11/03	VQ20DE

Engine	Information	S10	T10	T20 - T23	T22 - T25
All engines	COL:black, spanner size 24, switch press. 0.2 bar	7.0042			
All engines				7.1165 T20	

ENGINE				
3.0	Petrol	142	03/94-08/00	VG30DE, VQ30DE

Engine	Information	S10	T10	T20 - T23	T22 - T25
All engines	COL:black, spanner size 24, switch press. 0.2 bar	7.0042			
All engines	spanner size 14, thread M10x1.25			7.1304 T20	

S10 OIL PRESSURE WARNING LIGHT SWITCH	T10 REVERSING LIGHT SWITCH	T20 BRAKE LIGHT SWITCH
T22 SWITCH CLUTCH CONTROL (CRUISE CONTROL)	T23 SWITCH BRAKE ACTUATION (ENGINE TIMING)	T25 SWITCH CLUTCH CONTROL (ENGINE CONTROL)

FUNCTIONS ON THE VEHICLE

Vehicle	alim.	kW	Date	Engine	 S10	 T10	 T20 - T23	 T22 - T25
---------	-------	----	------	--------	---	---	--	---

				ENGINE
3.0 V6 24V	Petrol	147	03/00-11/03	VQ30DE

Engine	Information	S10	T10	T20 - T23	T22 - T25
All engines	COL:black, spanner size 24, switch press. 0.2 bar	7.0042			
All engines				7.1165 T20	7.1265 T22

				ENGINE
1.4 16V	Petrol	65	08/05->	CR14DE

Engine	Information	S10	T10	T20 - T23	T22 - T25
All engines		7.0042	7.6245		
All engines	man.			7.1165 T20	
All engines	aut.			7.1202 T20	
All engines	pole nr. 2				7.1165 T22
All engines	pole nr. 4				7.1202 T22

				ENGINE
1.6 160 SR	Petrol	81	08/05->	HR16DE

Engine	Information	S10	T10	T20 - T23	T22 - T25
All engines		7.0166	7.6245		
All engines	man.			7.1165 T20	
All engines	aut.			7.1202 T20	
All engines	pole nr. 2				7.1165 T22
All engines	pole nr. 4				7.1202 T22

				ENGINE
1.0 i 16V	Petrol	40	08/92-09/00	CG10DE

Engine	Information	S10	T10	T20 - T23	T22 - T25
All engines		7.0042			
All engines	with cable		7.6116		
All engines	COL:light blue, without cable		7.6231		
All engines	+alarm switch, COL:black, without cable		7.6232		
All engines	-> 01/07/00			7.1104 T20	
All engines	01/07/00 ->			7.1165 T20	

				ENGINE
1.0 i 16V	Petrol	44	09/00-02/03	CG10DE

Engine	Information	S10	T10	T20 - T23	T22 - T25
All engines		7.0042			
All engines	with cable		7.6116		
All engines	COL:light blue, without cable		7.6231		
All engines	+alarm switch, COL:black, without cable		7.6232		
All engines	-> 01/07/00			7.1104 T20	
All engines	01/07/00 ->			7.1165 T20	

				ENGINE
1.3 i 16V	Petrol	55	08/92-09/00	CG13DE

Engine	Information	S10	T10	T20 - T23	T22 - T25
All engines		7.0042	7.6116	7.1104 T20	

				ENGINE
1.4 i 16V	Petrol	60	09/00-02/03	CGA3DE

Engine	Information	S10	T10	T20 - T23	T22 - T25
All engines		7.0042		7.1165 T20	
All engines	no specific info conc. application available		7.6231, 7.6232		

				ENGINE
1.5 D	Diesel	42	02/98-02/03	TD15

Engine	Information	S10	T10	T20 - T23	T22 - T25
All engines	-> 01/12/99	7.0116			
All engines	01/12/99 ->	7.0130			
All engines	-> 01/07/00		7.6099	7.1104 T20	
All engines	01/07/00 ->		7.6217	7.1165 T20	

				ENGINE
1.0 16V	Petrol	48	01/03-06/10	CG10DE

Engine	Information	S10	T10	T20 - T23	T22 - T25
All engines		7.0042	7.6245		

S10	OIL PRESSURE WARNING LIGHT SWITCH	T10	REVERSING LIGHT SWITCH	T20	BRAKE LIGHT SWITCH
T22	SWITCH CLUTCH CONTROL (CRUISE CONTROL)	T23	SWITCH BRAKE ACTUATION (ENGINE TIMING)	T25	SWITCH CLUTCH CONTROL (ENGINE CONTROL)

FUNCTIONS ON THE VEHICLE

Vehicle	alim.	kW	Date	Engine	 S10	 T10	 T20 - T23	 T22 - T25
---------	-------	----	------	--------	---	---	--	---

MICRA III

				ENGINE
1.0 16V	Petrol	48	01/03-06/10	CG10DE

Engine	Information	S10	T10	T20 - T23	T22 - T25
All engines	man.			7.1165	T20
All engines	aut.			7.1202	T20

				ENGINE
1.2	Petrol	66	01/07-06/10	CR12DE

Engine	Information	S10	T10	T20 - T23	T22 - T25
All engines		7.0042	7.6245		
All engines	pole nr. 2			7.1165	T20
All engines	pole nr. 4			7.1202	T20

				ENGINE
1.2	Petrol	80	10/03-07/05	CR12DE

Engine	Information	S10	T10	T20 - T23	T22 - T25
All engines		7.0042	7.6245		
All engines	pole nr. 2			7.1165	T20
All engines	pole nr. 4			7.1202	T20

				ENGINE
1.2	Petrol	81	08/05-06/10	CR12DE

Engine	Information	S10	T10	T20 - T23	T22 - T25
All engines		7.0042	7.6245		
All engines	pole nr. 2			7.1165	T20
All engines	pole nr. 4			7.1202	T20

				ENGINE
1.2 16V	Petrol	48	01/03-06/10	CG12DE, CR12DE

Engine	Information	S10	T10	T20 - T23	T22 - T25
All engines		7.0042	7.6245		
All engines	man.			7.1165	T20
All engines	aut.			7.1202	T20

				ENGINE
1.2 16V	Petrol	59	01/03-06/10	CG12DE, CR12DE

Engine	Information	S10	T10	T20 - T23	T22 - T25
All engines		7.0042	7.6245		
All engines	man.			7.1165	T20
All engines	aut.			7.1202	T20

				ENGINE
1.2 LPG	Petrol/ Petroleum Gas (LPG)	59	10/02-06/10	CG12DELPG, CR12DE

Engine	Information	S10	T10	T20 - T23	T22 - T25
All engines	COL:black, spanner size 24, switch press. 0.2 bar	7.0042			
All engines			7.6245		
All engines	man 5 speed			7.1165	T20
All engines	aut 4 speed			7.1202	T20

				ENGINE
1.3	Petrol	60	08/04->	CGA3DE

Engine	Information	S10	T10	T20 - T23	T22 - T25
All engines		7.0042	7.6245		
All engines	pole nr. 2			7.1165	T20
All engines	pole nr. 4			7.1202	T20

				ENGINE
1.4 16V	Petrol	65	01/03-06/10	CR14DE

Engine	Information	S10	T10	T20 - T23	T22 - T25
All engines		7.0042	7.6245		
All engines	man.			7.1165	T20
All engines	aut.			7.1202	T20

				ENGINE
1.5 dCi	Diesel	48	01/03-06/10	K9K 704

Engine	Information	S10	T10	T20 - T23	T22 - T25
All engines		7.0151	7.6245	7.1276	T20

S10 OIL PRESSURE WARNING LIGHT SWITCH	T10 REVERSING LIGHT SWITCH	T20 BRAKE LIGHT SWITCH
T22 SWITCH CLUTCH CONTROL (CRUISE CONTROL)	T23 SWITCH BRAKE ACTUATION (ENGINE TIMING)	T25 SWITCH CLUTCH CONTROL (ENGINE CONTROL)

FUNCTIONS ON THE VEHICLE

Vehicle	alim.	kW	Date	Engine	 S10	 T10	 T20 - T23	 T22 - T25
---------	-------	----	------	--------	---	---	--	---

				ENGINE
1.5 dCi	Diesel	50	06/05-06/10	K9K 708

Engine	Information	S10	T10	T20 - T23	T22 - T25
All engines	Conn. nr. 1, switch press. 0.6 bar	7.0178			
All engines			7.6245	7.1276	T20

				ENGINE
1.5 dCi	Diesel	60	09/03-06/10	K9K 722

Engine	Information	S10	T10	T20 - T23	T22 - T25
All engines		7.0151	7.6245	7.1276	T20

				ENGINE
1.5 dCi	Diesel	63	06/05-06/10	K9K 276, K9K 714

Engine	Information	S10	T10	T20 - T23	T22 - T25
Eng. K9K 276	COL:green	7.0131			
Eng. K9K 276	COL:grey	7.0151			
All engines	COL:natural, Conn. nr. 1, switch press. 0.6 bar	7.0178			
All engines			7.6245	7.1276	T20

				ENGINE
160 SR	Petrol	81	05/05-06/10	HR16DE

Engine	Information	S10	T10	T20 - T23	T22 - T25
All engines		7.0166	7.6245		
All engines	man.			7.1165	T20
All engines	aut.			7.1202	T20

				ENGINE
1.2	Petrol	0	05/10->	HR 12 DR

Engine	Information	S10	T10	T20 - T23	T22 - T25
All engines		7.0166	7.6245		
All engines	COL:black, pole nr. 2			7.1165	T20
All engines	pole nr. 4			7.1202	T20
All engines	COL:brown, pole nr. 2			7.1265	T20
All engines	pole nr. 2				7.1265
All engines	pole nr. 2				T22

				ENGINE
1.2	Petrol	56	05/10->	HR12DE

Engine	Information	S10	T10	T20 - T23	T22 - T25
All engines		7.0166	7.6245	7.1265	T23
All engines	-> 01/06/13, COL:black, man 5 speed, pole nr. 2			7.1165	T20
All engines	-> 01/06/13, 01/07/13 ->, CVT, pole nr. 4			7.1202	T20
All engines	COL:brown, pole nr. 2			7.1265	T20
All engines	pole nr. 2				7.1265
All engines	pole nr. 4				T22
All engines	pole nr. 4				7.1276
All engines	pole nr. 4				T22

				ENGINE
1.2	Petrol	58	05/10->	HR12DE

Engine	Information	S10	T10	T20 - T23	T22 - T25
All engines		7.0166	7.6245		
All engines	COL:black, pole nr. 2			7.1165	T20
All engines	pole nr. 4			7.1202	T20
All engines	COL:brown, pole nr. 2			7.1265	T20
All engines	pole nr. 2				7.1265
All engines	pole nr. 2				T22

				ENGINE
1.2	Petrol	59	05/10->	HR12DE

Engine	Information	S10	T10	T20 - T23	T22 - T25
All engines		7.0166	7.6245	7.1265	T23
All engines	-> 01/09/15, K13K, man 5 speed			7.1165	T20
All engines	-> 01/06/13, 01/07/13 ->, CVT, K13K, K13KK			7.1202	T20
All engines	K13K				7.1276
All engines	K13K				T25

				ENGINE
1.2 4WD	Petrol	59	05/10->	HR12DE

Engine	Information	S10	T10	T20 - T23	T22 - T25
All engines		7.0166	7.6245		
All engines	COL:black, pole nr. 2			7.1165	T20
All engines	pole nr. 4			7.1202	T20
All engines	COL:brown, pole nr. 2			7.1265	T20
All engines	pole nr. 2				7.1265
All engines	pole nr. 2				T22

S10	OIL PRESSURE WARNING LIGHT SWITCH	T10	REVERSING LIGHT SWITCH	T20	BRAKE LIGHT SWITCH
T22	SWITCH CLUTCH CONTROL (CRUISE CONTROL)	T23	SWITCH BRAKE ACTUATION (ENGINE TIMING)	T25	SWITCH CLUTCH CONTROL (ENGINE CONTROL)

FUNCTIONS ON THE VEHICLE

Vehicle	alim.	kW	Date	Engine	 S10	 T10	 T20 - T23	 T22 - T25
---------	-------	----	------	--------	---	---	--	---

ENGINE				
1.2 4WD	Petrol	59	05/10->	HR12DE

Engine	Information	S10	T10	T20 - T23	T22 - T25
All engines	pole nr. 2				7.1265 T22

ENGINE				
1.2 DIG-S	Petrol	72	04/11->	HR 12 DR, HR12DDR

Engine	Information	S10	T10	T20 - T23	T22 - T25
All engines		7.0166	7.6245		
All engines	-> 01/09/15, COL:black, K13K, man 5 speed, pole nr. 2			7.1165 T20	
All engines	-> 01/06/13, 01/07/13 ->, CVT, K13K, K13KK, pole nr. 4			7.1202 T20	
Eng. HR12DDR	COL:brown, pole nr. 2			7.1265 T20	
Eng. HR 12 DR				7.1265 T23	7.1276 T25
All engines	pole nr. 2				7.1265 T22
Eng. HR12DDR	pole nr. 4				7.1276 T22

ENGINE				
1.2 LPG	Petrol/ Petro- leum Gas (LPG)	59	05/10->	HR12DE

Engine	Information	S10	T10	T20 - T23	T22 - T25
All engines		7.0166	7.6245	7.1165, 7.1265 T20, T23	7.1265, 7.1276 T22, T25

ENGINE				
1.5	Petrol	73	12/11->	HR15DE

Engine	Information	S10	T10	T20 - T23	T22 - T25
All engines		7.0166	7.6245	7.1165 T20	

ENGINE				
1.5	Petrol	75	11/10->	HR15DE

Engine	Information	S10	T10	T20 - T23	T22 - T25
All engines		7.0166	7.6245	7.1165 T20	

ENGINE				
1.5 dCi	Diesel	0	05/10->	K9K

Engine	Information	S10	T10	T20 - T23	T22 - T25
All engines		7.0178	7.6245		7.1265 T22
All engines	COL:brown			7.1276 T20	
All engines	COL:orange			7.1282 T20	

ENGINE				
1.5 NISMO S	Petrol	85	06/13->	HR15DE

Engine	Information	S10	T10	T20 - T23	T22 - T25
All engines		7.0166	7.6245	7.1165 T20	

MICRA V

ENGINE				
0.9 iG-T	Petrol	66	12/16->	HR09DET

Engine	Information	S10	T10	T20 - T23	T22 - T25
All engines		7.0180	7.6245	7.1282 T20, T23	7.1265 T22

ENGINE				
1.0	Petrol	52	12/16->	BR10DE

Engine	Information	S10	T10	T20 - T23	T22 - T25
All engines	Conn. nr. 1, switch press. 0.6 bar	7.0178			
All engines			7.6245	7.1265, 7.1282 T20, T23	7.1282 T22

ENGINE				
1.0	Petrol	54	12/16->	BR10DE




Engine	Information	S10	T10	T20 - T23	T22 - T25
All engines	Conn. nr. 1, switch press. 0.6 bar	7.0178			
All engines			7.6245	7.1265, 7.1282 T20, T23	7.1282 T22

ENGINE				
1.5 DCI	Diesel	66	12/16->	K9K

Engine	Information	S10	T10	T20 - T23	T22 - T25
All engines	Conn. nr. 1, switch press. 0.6 bar	7.0178			
All engines			7.6245	7.1282 T20, T23	7.1265 T22

S10 OIL PRESSURE WARNING LIGHT SWITCH	T10 REVERSING LIGHT SWITCH	T20 BRAKE LIGHT SWITCH
T22 SWITCH CLUTCH CONTROL (CRUISE CONTROL)	T23 SWITCH BRAKE ACTUATION (ENGINE TIMING)	T25 SWITCH CLUTCH CONTROL (ENGINE CONTROL)

FUNCTIONS ON THE VEHICLE

Vehicle	alim.	kW	Date	Engine	 S10	 T10	 T20 - T23	 T22 - T25
---------	-------	----	------	--------	---	---	--	---

MURANO I

				ENGINE
3.5	Petrol	172	08/03-10/07	VQ35DE

Engine	Information	S10	T10	T20 - T23	T22 - T25
All engines		7.0042		7.1165 T20	
All engines	+cruise control			7.1265 T20	

				ENGINE
3.5	Petrol	180	08/03-10/07	VQ35DE

Engine	Information	S10	T10	T20 - T23	T22 - T25
All engines		7.0042		7.1165 T20	
All engines	+cruise control			7.1265 T20	

				ENGINE
3.5	Petrol	198	09/06->	VQ35DE

Engine	Information	S10	T10	T20 - T23	T22 - T25
All engines		7.0042		7.1165 T20	
All engines	+cruise control			7.1265 T20	

				ENGINE
3.5 4x4	Petrol	172	08/03-09/08	VQ35DE

Engine	Information	S10	T10	T20 - T23	T22 - T25
All engines	COL:black, spanner size 24, switch press. 0.2 bar	7.0042			
All engines				7.1165, 7.1265 T20, T23	

				ENGINE
3.5 4x4	Petrol	180	11/04-06/08	VQ35DE

Engine	Information	S10	T10	T20 - T23	T22 - T25
All engines	COL:black, spanner size 24, switch press. 0.2 bar	7.0042			
All engines				7.1165, 7.1265 T20, T23	
All engines	+cruise control			7.1265 T20	

				ENGINE
3.5 4x4	Petrol	198	09/06->	VQ35DE

Engine	Information	S10	T10	T20 - T23	T22 - T25
All engines		7.0042		7.1165 T20	
All engines	+cruise control			7.1265 T20	

MURANO II

				ENGINE
2.5 dCi 4x4	Diesel	140	01/10-09/14	YD25DDTi

Engine	Information	S10	T10	T20 - T23	T22 - T25
All engines		7.0166		7.1202 T20	

				ENGINE
3.5	Petrol	191	01/11-09/14	VQ35DE

Engine	Information	S10	T10	T20 - T23	T22 - T25
All engines		7.0166			
All engines	pole nr. 4			7.1202 T20	
All engines	pole nr. 2			7.1265 T20	

				ENGINE
3.5	Petrol	195	11/07-09/14	VQ35DE

Engine	Information	S10	T10	T20 - T23	T22 - T25
All engines		7.0166			
All engines	pole nr. 4			7.1202 T20	
All engines	pole nr. 2			7.1265 T20	

				ENGINE
3.5 4x4	Petrol	183	12/10-09/14	VQ35DE

Engine	Information	S10	T10	T20 - T23	T22 - T25
All engines		7.0166		7.1202 T20	

				ENGINE
3.5 4x4	Petrol	188	10/08-09/14	VQ35DE

Engine	Information	S10	T10	T20 - T23	T22 - T25
All engines		7.0166		7.1202 T20	

				ENGINE
3.5 4x4	Petrol	191	12/09-09/14	VQ35DE

Engine	Information	S10	T10	T20 - T23	T22 - T25
All engines		7.0166		7.1202 T20	

S10 OIL PRESSURE WARNING LIGHT SWITCH	T10 REVERSING LIGHT SWITCH	T20 BRAKE LIGHT SWITCH
T22 SWITCH CLUTCH CONTROL (CRUISE CONTROL)	T23 SWITCH BRAKE ACTUATION (ENGINE TIMING)	T25 SWITCH CLUTCH CONTROL (ENGINE CONTROL)

FUNCTIONS ON THE VEHICLE

Vehicle	alim.	kW	Date	Engine	 S10	 T10	 T20 - T23	 T22 - T25
---------	-------	----	------	--------	---	---	--	---

ENGINE				
3.5 4x4	Petrol	195	11/07-09/14	VQ35DE

Engine	Information	S10	T10	T20 - T23	T22 - T25
All engines		7.0166			
All engines	pole nr. 4			7.1202	T20
All engines	pole nr. 2			7.1265	T20

ENGINE				
3.5 4x4	Petrol	198	09/08-12/10	VQ35DE

Engine	Information	S10	T10	T20 - T23	T22 - T25
All engines		7.0166			
All engines	pole nr. 4			7.1202	T20
All engines	pole nr. 2			7.1265	T20

ENGINE				
3.5 CVTC [ExtraEU]	Petrol	195	11/07-09/14	VQ35DE

Engine	Information	S10	T10	T20 - T23	T22 - T25
All engines		7.0166		7.1202	T20

MURANO III

ENGINE				
2.5 HEV ALL MODE 4x4-i	Petrol/Electro	172	01/16->	QR25DER

Engine	Information	S10	T10	T20 - T23	T22 - T25
All engines				7.1202, 7.1265	T20, T23

ENGINE				
3.5 V6	Petrol	183	01/16->	VQ35DE

Engine	Information	S10	T10	T20 - T23	T22 - T25
All engines				7.1202, 7.1265	T20, T23

ENGINE				
3.5 V6 ALL MODE 4x4-i	Petrol	183	01/16->	VQ35DE

Engine	Information	S10	T10	T20 - T23	T22 - T25
All engines				7.1202, 7.1265	T20, T23

NAVARA I

ENGINE				
2.5 D 4x4	Diesel	98	11/01->	YD25DDTi

Engine	Information	S10	T10	T20 - T23	T22 - T25
All engines		7.0166	7.6115		
All engines	spanner size 14, thread M10x1.25			7.1304	T20

NAVARA II

ENGINE				
2.5 dCi	Diesel	106	07/05->	YD25DDTi

Engine	Information	S10	T10	T20 - T23	T22 - T25
All engines	COL:black, spanner size 24, switch press. 0.2 bar	7.0042			
All engines	-> 15/01/10, for reverse light		7.6314		
All engines	man., pole nr. 2, see connection type			7.1165	T20
All engines	aut., pole nr. 4			7.1202	T20
All engines	pole nr. 2, see connection type			7.1265	T20

ENGINE				
2.5 dCi	Diesel	120	10/06->	YD25DDTi


Engine	Information	S10	T10	T20 - T23	T22 - T25
All engines	COL:black, spanner size 24, switch press. 0.2 bar	7.0042			
All engines			7.6314		
All engines	man.			7.1165	T20
All engines	aut.			7.1202	T20

ENGINE				
2.5 dCi	Diesel	128	12/05->	YD25DDTi

Engine	Information	S10	T10	T20 - T23	T22 - T25
All engines		7.0042			
All engines	-> 15/01/10, for reverse light		7.6314		
All engines	pole nr. 2, see connection type			7.1165, 7.1265	T20
All engines	pole nr. 4			7.1202	T20

S10 OIL PRESSURE WARNING LIGHT SWITCH	T10 REVERSING LIGHT SWITCH	T20 BRAKE LIGHT SWITCH
T22 SWITCH CLUTCH CONTROL (CRUISE CONTROL)	T23 SWITCH BRAKE ACTUATION (ENGINE TIMING)	T25 SWITCH CLUTCH CONTROL (ENGINE CONTROL)

FUNCTIONS ON THE VEHICLE

Vehicle	alim.	kW	Date	Engine	 S10	 T10	 T20 - T23	 T22 - T25
ENGINE								
2.5 dCi	Diesel	140	03/10->	YD25DDTi				
Engine	Information			S10	T10	T20 - T23	T22 - T25	
All engines	COL:black, spanner size 24, switch press. 0.2 bar			7.0042				
All engines	man.					7.1165	T20	
All engines	aut.					7.1202	T20	
ENGINE								
2.5 dCi [MYS]	Diesel	0	09/11->	YD25DDTi				
Engine	Information			S10	T10	T20 - T23	T22 - T25	
All engines				7.0166				
All engines	for reverse light, L= 150 mm				7.6115			
All engines	pole nr. 2					7.1165	T20	
All engines	pole nr. 4					7.1202	T20	
ENGINE								
2.5 dCi [THA]	Diesel	0	12/06->	YD25DDTi				
Engine	Information			S10	T10	T20 - T23	T22 - T25	
All engines				7.0166				
All engines	for reverse light, L= 150 mm				7.6115			
All engines	for reverse light, L= 190 mm				7.6314			
All engines	pole nr. 2, see connection type					7.1165, 7.1265	T20	
All engines	pole nr. 4					7.1202	T20	
ENGINE								
2.5 dCi 4WD	Diesel	106	08/08->	YD25DDTi				
Engine	Information			S10	T10	T20 - T23	T22 - T25	
All engines	COL:black, spanner size 24, switch press. 0.2 bar			7.0042				
All engines	-> 01/01/10				7.6314			
All engines	01/06/11 ->					7.1165	T20	
All engines	-> 01/05/11					7.1202	T20	
All engines						7.1265	T23	
ENGINE								
2.5 dCi 4WD	Diesel	126	10/06->	YD25DDTi				
Engine	Information			S10	T10	T20 - T23	T22 - T25	
All engines	COL:black, spanner size 24, switch press. 0.2 bar			7.0042				
All engines	-> 15/01/10, for reverse light				7.6314			
All engines	man., pole nr. 2, see connection type					7.1165	T20	
All engines	aut., pole nr. 4					7.1202	T20	
All engines	pole nr. 2, see connection type					7.1265	T20	
ENGINE								
2.5 dCi 4WD	Diesel	128	07/05->	YD25DDTi				
Engine	Information			S10	T10	T20 - T23	T22 - T25	
All engines	COL:black, spanner size 24, switch press. 0.2 bar			7.0042				
All engines					7.6314			
All engines	man.					7.1165	T20	
All engines	aut.					7.1202	T20	
ENGINE								
2.5 dCi 4WD	Diesel	140	12/09->	YD25DDTi				
Engine	Information			S10	T10	T20 - T23	T22 - T25	
All engines	COL:black, spanner size 24, switch press. 0.2 bar			7.0042				
All engines					7.6314			
All engines	man.					7.1165	T20	
All engines	aut.					7.1202	T20	
ENGINE								
2.5 i [THA]	Petrol	0	08/07->	QR25DE				
Engine	Information			S10	T10	T20 - T23	T22 - T25	
All engines				7.0166				
All engines	for reverse light				7.6314			
All engines	pole nr. 2, see connection type					7.1165, 7.1265	T20	
All engines	pole nr. 4					7.1202	T20	

S10	OIL PRESSURE WARNING LIGHT SWITCH	T10	REVERSING LIGHT SWITCH	T20	BRAKE LIGHT SWITCH
T22	SWITCH CLUTCH CONTROL (CRUISE CONTROL)	T23	SWITCH BRAKE ACTUATION (ENGINE TIMING)	T25	SWITCH CLUTCH CONTROL (ENGINE CONTROL)

FUNCTIONS ON THE VEHICLE

Vehicle	alim.	kW	Date	Engine				
					S10	T10	T20 - T23	T22 - T25

				ENGINE
3.0 dCi	Diesel	170	03/10->	V9X

Engine	Information	S10	T10	T20 - T23	T22 - T25
All engines	COL:black, spanner size 24, switch press. 0.2 bar	7.0042			
All engines				7.1202 T20	

				ENGINE
3.0 dCi 4WD	Diesel	170	02/10->	V9X

Engine	Information	S10	T10	T20 - T23	T22 - T25
All engines	COL:black, see connection type, spanner size 24, switch press. 0.2 bar	7.0042			
All engines	see connection type	7.0178			
All engines	pole nr. 4			7.1202 T20	
All engines	pole nr. 2			7.1265 T20	

				ENGINE
4.0	Petrol	0	05/07->	VQ40DE

Engine	Information	S10	T10	T20 - T23	T22 - T25
All engines		7.0166			
All engines	for reverse light		7.6314		
All engines	pole nr. 4			7.1202 T20	
All engines	pole nr. 2			7.1265 T20	

NAVARA III

				ENGINE
2.3 dCi	Diesel	0	10/14->	M9T

Engine	Information	S10	T10	T20 - T23	T22 - T25
All engines	pole nr. 1	7.0178			
All engines	for reverse light		7.6314		

				ENGINE
2.3 dCi	Diesel	120	01/15->	YS23DDT

Engine	Information	S10	T10	T20 - T23	T22 - T25
All engines	Conn. nr. 1, switch press. 0.6 bar	7.0178			
All engines			7.6314	7.1265 T23	

				ENGINE
2.3 dCi 4x4	Diesel	120	01/15->	YS23DDT

Engine	Information	S10	T10	T20 - T23	T22 - T25
All engines	Conn. nr. 1, switch press. 0.6 bar	7.0178			
All engines			7.6314	7.1265 T23	

				ENGINE
2.3 dCi 4x4	Diesel	140	10/15->	YS23DDTT

Engine	Information	S10	T10	T20 - T23	T22 - T25
All engines	Conn. nr. 1, switch press. 0.6 bar	7.0178			
All engines			7.6314	7.1265 T23	

				ENGINE
2.5	Petrol	122	01/15->	QR25DE

Engine	Information	S10	T10	T20 - T23	T22 - T25
All engines		7.0166			
All engines	for reverse light		7.6314		

				ENGINE
2.5	Petrol	124	07/14->	QR25DE

Engine	Information	S10	T10	T20 - T23	T22 - T25
All engines		7.0166			
All engines	for reverse light		7.6314		

				ENGINE
2.5 dCi	Diesel	120	07/14->	YD25DDTi

Engine	Information	S10	T10	T20 - T23	T22 - T25
All engines	pole nr. 1	7.0166			
All engines	for reverse light		7.6314		

				ENGINE
2.5 dCi	Diesel	140	07/14->	YD25DDTi

Engine	Information	S10	T10	T20 - T23	T22 - T25
All engines	pole nr. 1	7.0166			
All engines	for reverse light		7.6314		

S10	OIL PRESSURE WARNING LIGHT SWITCH	T10	REVERSING LIGHT SWITCH	T20	BRAKE LIGHT SWITCH
T22	SWITCH CLUTCH CONTROL (CRUISE CONTROL)	T23	SWITCH BRAKE ACTUATION (ENGINE TIMING)	T25	SWITCH CLUTCH CONTROL (ENGINE CONTROL)

FUNCTIONS ON THE VEHICLE

Vehicle	alim.	kW	Date	Engine	 S10	 T10	 T20 - T23	 T22 - T25
---------	-------	----	------	--------	---	---	--	---

				ENGINE
2.5 dCi 4x4	Diesel	106	10/14->	YD25DDTi

Engine	Information	S10	T10	T20 - T23	T22 - T25
All engines	pole nr. 1	7.0166			
All engines	for reverse light		7.6314		

				ENGINE
2.5 dCi 4x4	Diesel	120	07/14->	YD25DDTi

Engine	Information	S10	T10	T20 - T23	T22 - T25
All engines	pole nr. 1	7.0166			
All engines	for reverse light		7.6314		

				ENGINE
2.5 dCi 4x4	Diesel	140	07/14->	YD25DDTi

Engine	Information	S10	T10	T20 - T23	T22 - T25
All engines	pole nr. 1	7.0166			
All engines	for reverse light		7.6314		

				ENGINE
2.5 DDTi	Diesel	120	01/15->	YD25DDTi

Engine	Information	S10	T10	T20 - T23	T22 - T25
All engines		7.0166			
All engines	for reverse light		7.6314		

NOTE I

				ENGINE
1.2 DIG-S Supercharged	Petrol	65	12/13->	HR 12 DR

Engine	Information	S10	T10	T20 - T23	T22 - T25
All engines			7.6245	7.1202, 7.1265, T20, T23	7.1265, 7.1282, T22, T25

				ENGINE
1.4	Petrol	65	03/06-06/12	CR14DE

Engine	Information	S10	T10	T20 - T23	T22 - T25
All engines		7.0042	7.6245		
All engines	man.			7.1165 T20	
All engines	aut.			7.1202 T20	
All engines	COL:black, pole nr. 2				7.1165 T22
All engines	COL:brown, pole nr. 2				7.1265 T22
All engines	pole nr. 4				7.1276 T22

				ENGINE
1.4 LPG	Petrol/ Petro- leum Gas (LPG)	65	01/06-08/13	CR14DE

Engine	Information	S10	T10	T20 - T23	T22 - T25
All engines			7.6245		
All engines	man.			7.1165 T20	
All engines	aut.			7.1202 T20	



				ENGINE
1.5 dCi	Diesel	50	03/06-06/12	K9K 700, K9K274

Engine	Information	S10	T10	T20 - T23	T22 - T25
Eng. K9K 700		7.0178			
All engines			7.6245		
Eng. K9K274	-> 01/08/06, 01/09/06 ->, aut.			7.1202 T20	
All engines	-> 01/11/07, 01/12/07 ->, man.			7.1276 T20	
Eng. K9K 700	pole nr. 2				7.1265 T22
Eng. K9K 700	pole nr. 4				7.1276 T22

				ENGINE
1.5 dCi	Diesel	63	03/06-06/12	K9K 276

Engine	Information	S10	T10	T20 - T23	T22 - T25
All engines			7.6245		
All engines	-> 01/08/06, 01/09/06 ->, aut.			7.1202 T20	
All engines	-> 01/11/07, 01/12/07 ->, man.			7.1276 T20	
All engines	pole nr. 2				7.1265 T22
All engines	pole nr. 4				7.1276 T22

S10	OIL PRESSURE WARNING LIGHT SWITCH	T10	REVERSING LIGHT SWITCH	T20	BRAKE LIGHT SWITCH
T22	SWITCH CLUTCH CONTROL (CRUISE CONTROL)	T23	SWITCH BRAKE ACTUATION (ENGINE TIMING)	T25	SWITCH CLUTCH CONTROL (ENGINE CONTROL)

Vehicle	alim.	kW	Date	Engine	 S10	 T10	 T20 - T23	 T22 - T25
---------	-------	----	------	--------	---	---	--	---

				ENGINE
1.5 dCi	Diesel	66	09/10-06/12	K9K 276

Engine	Information	S10	T10	T20 - T23	T22 - T25
All engines	Conn. nr. 1, switch press. 0.6 bar	7.0178			
All engines			7.6245	7.1276 T20	7.1265 T22

				ENGINE
1.5 dCi	Diesel	76	07/08-06/12	K9K 278, K9K 292

Engine	Information	S10	T10	T20 - T23	T22 - T25
All engines	Conn. nr. 1, switch press. 0.6 bar	7.0178			
All engines			7.6245		
Eng. K9K 278	aut.			7.1202 T20	
All engines	man.			7.1276 T20	
Eng. K9K 292	pole nr. 2				7.1265 T22
Eng. K9K 292	pole nr. 4				7.1276 T22

				ENGINE
1.6	Petrol	81	03/06-06/12	HR16DE

Engine	Information	S10	T10	T20 - T23	T22 - T25
All engines		7.0166	7.6245		
All engines	man.			7.1165 T20	
All engines	aut.			7.1202 T20	
All engines	COL:black, pole nr. 2				7.1165 T22
All engines	COL:black, pole nr. 4				7.1202 T22
All engines	COL:brown, pole nr. 2				7.1265 T22
All engines	COL:brown, pole nr. 4				7.1276 T22

NOTE II

				ENGINE
1.2	Petrol	0	06/13->	HR12 DR

Engine	Information	S10	T10	T20 - T23	T22 - T25
All engines	15/02/15 ->	7.0166			
All engines			7.6245		
All engines	pole nr. 4			7.1202 T20	7.1282 T22
All engines	pole nr. 2			7.1265 T20	7.1265 T22

				ENGINE
1.2	Petrol	58	06/13->	HR12DE

Engine	Information	S10	T10	T20 - T23	T22 - T25
All engines		7.0166	7.6245		
All engines	pole nr. 4			7.1202 T20	7.1282 T22
All engines	pole nr. 2			7.1265 T20	7.1265 T22

				ENGINE
1.2	Petrol	59	06/13->	HR12DE

Engine	Information	S10	T10	T20 - T23	T22 - T25
All engines		7.0166	7.6245	7.1202, 7.1265 T20, T23	7.1265, 7.1282 T22, T25

				ENGINE
1.2 4WD	Petrol	59	06/13->	HR12DE

Engine	Information	S10	T10	T20 - T23	T22 - T25
All engines		7.0166	7.6245		
All engines	pole nr. 4			7.1202 T20	7.1282 T22
All engines	pole nr. 2			7.1265 T20	7.1265 T22

				ENGINE
1.2 DIG-S	Petrol	72	06/13->	HR12 DR, HR12DDR





Engine	Information	S10	T10	T20 - T23	T22 - T25
Eng. HR12DDR	15/02/15 ->	7.0166			
All engines			7.6245		
All engines	pole nr. 4			7.1202 T20	7.1282 T22
Eng. HR12DDR	pole nr. 2			7.1265 T20	7.1265 T22
Eng. HR12 DR				7.1265 T23	7.1265 T25

				ENGINE
1.2 LPG	LPG	56	03/15->	HR12DE

Engine	Information	S10	T10	T20 - T23	T22 - T25
All engines		7.0166	7.6245	7.1202, 7.1265 T20, T23	7.1265, 7.1282 T22, T25

S10	OIL PRESSURE WARNING LIGHT SWITCH	T10	REVERSING LIGHT SWITCH	T20	BRAKE LIGHT SWITCH
T22	SWITCH CLUTCH CONTROL (CRUISE CONTROL)	T23	SWITCH BRAKE ACTUATION (ENGINE TIMING)	T25	SWITCH CLUTCH CONTROL (ENGINE CONTROL)

FUNCTIONS ON THE VEHICLE

Vehicle	alim.	kW	Date	Engine	 S10	 T10	 T20 - T23	 T22 - T25
ENGINE								
1.5 dCi	Diesel	66	06/13->	K9K 608, K9K 628, K9K 892				
Engine	Information			S10	T10	T20 - T23	T22 - T25	
All engines	Conn. nr. 1, Qty 2, switch press. 0.6 bar			7.0178				
All engines					7.6245	7.1282	T20	
Eng. K9K 608, K9K 628						7.1265	T23	7.1282
All engines	pole nr. 2							7.1265
Eng. K9K 892	pole nr. 4							7.1282
								T22
ENGINE								
1.6 NISMO S	Petrol	103	06/13->	HR16DE				
Engine	Information			S10	T10	T20 - T23	T22 - T25	
All engines					7.6245			
All engines	+manual transmission, COL:black, pole nr. 2					7.1165	T20	
All engines	+automatic transmission, COL:black, pole nr. 4					7.1202	T20	
All engines	COL:brown, pole nr. 2					7.1265	T20	
All engines	pole nr. 2							7.1265
All engines	pole nr. 4							7.1282
								T22
NP300								
ENGINE								
2.0	Petrol	0	10/08->	KA20DE				
Engine	Information			S10	T10	T20 - T23	T22 - T25	
All engines				7.0166		7.1304	T20	
All engines	for reverse light				7.6115			
ENGINE								
2.3 dCi	Diesel	0	06/14->	M9T				
Engine	Information			S10	T10	T20 - T23	T22 - T25	
All engines	pole nr. 1			7.0178				
All engines	for reverse light				7.6314			
All engines	D23T, pole nr. 4					7.1202	T20	
All engines	D23T, pole nr. 2					7.1265	T20	
ENGINE								
2.4	Petrol	0	03/08->	KA24DE				
Engine	Information			S10	T10	T20 - T23	T22 - T25	
All engines				7.0166		7.1304	T20	
All engines	for reverse light				7.6115			
ENGINE								
2.4 i	Petrol	0	10/08->	KA24DE				
Engine	Information			S10	T10	T20 - T23	T22 - T25	
All engines				7.0166		7.1304	T20	
All engines	for reverse light				7.6115			
ENGINE								
2.5 D	Diesel	0	06/14->	YD25DDTi				
Engine	Information			S10	T10	T20 - T23	T22 - T25	
All engines	pole nr. 1			7.0166				
All engines	for reverse light				7.6314			
All engines	pole nr. 4					7.1202	T20	
All engines	-model D23X, pole nr. 2					7.1265	T20	
All engines	pole nr. 2							7.1265
								T22
ENGINE								
2.5 dCi	Diesel	0	01/08->	YD25DDTi				
Engine	Information			S10	T10	T20 - T23	T22 - T25	
All engines				7.0166		7.1304	T20	
All engines	for reverse light				7.6115			
ENGINE								
2.5 dCi	Diesel	98	04/08->	YD25DDTi				
Engine	Information			S10	T10	T20 - T23	T22 - T25	
All engines				7.0166	7.6115			
All engines	spanner size 14, thread M10x1.25					7.1304	T20	

S10	OIL PRESSURE WARNING LIGHT SWITCH	T10	REVERSING LIGHT SWITCH	T20	BRAKE LIGHT SWITCH
T22	SWITCH CLUTCH CONTROL (CRUISE CONTROL)	T23	SWITCH BRAKE ACTUATION (ENGINE TIMING)	T25	SWITCH CLUTCH CONTROL (ENGINE CONTROL)

FUNCTIONS ON THE VEHICLE

Vehicle	alim.	kW	Date	Engine	 S10	 T10	 T20 - T23	 T22 - T25
---------	-------	----	------	--------	---	---	--	---

ENGINE				
2.5 dCi [ExtraEU]	Diesel	98	04/08->	YD25DDTi

Engine	Information	S10	T10	T20 - T23	T22 - T25
All engines			7.6115		
All engines	spanner size 14, thread M10x1.25			7.1304 T20	

ENGINE				
2.5 dCi 4x4	Diesel	98	04/08->	YD25DDTi

Engine	Information	S10	T10	T20 - T23	T22 - T25
All engines		7.0166	7.6115		
All engines	spanner size 14, thread M10x1.25			7.1304 T20	

ENGINE				
2.5 i	Petrol	0	06/14->	QR25DE

Engine	Information	S10	T10	T20 - T23	T22 - T25
All engines	for reverse light		7.6314		
All engines	pole nr. 4			7.1202 T20	
All engines	pole nr. 2			7.1265 T20	7.1265 T22

ENGINE				
28.12, 32.12, 35.12	Diesel	90	01/14->	YD25DDTi

Engine	Information	S10	T10	T20 - T23	T22 - T25
All engines		7.0166	7.6115	7.1304 T20	

ENGINE				
35.13	Diesel	96	09/16->	ZD30DDTi

Engine	Information	S10	T10	T20 - T23	T22 - T25
All engines		7.0166		7.1304 T20	

ENGINE				
35.14, 45.14	Diesel	100	01/14->	YD25DDTi

Engine	Information	S10	T10	T20 - T23	T22 - T25
All engines		7.0166	7.6115	7.1304 T20	

ENGINE				
35.15, 45.15	Diesel	107	01/14->	YD25DDTi

Engine	Information	S10	T10	T20 - T23	T22 - T25
All engines		7.0166	7.6115	7.1304 T20	

ENGINE				
35.15, 45.15	Diesel	110	09/16->	ZD30DDTi

Engine	Information	S10	T10	T20 - T23	T22 - T25
All engines		7.0166		7.1304 T20	

ENGINE				
1.5 dci	Diesel	63	02/10->	K9K, K9K 400, K9K 608, K9K 628

Engine	Information	S10	T10	T20 - T23	T22 - T25
All engines	Conn. nr. 1, switch press. 0.6 bar	7.0178			
All engines			7.6245		
Eng. K9K 400, K9K 608, K9K 628	pole nr. 2			7.1265 T20	
All engines	COL: brown, -cruise control, M20, M20M, MADE BY:(E), MADE BY:(J), pole nr. 4			7.1276 T20	
All engines	+cruise control, COL: orange, M20M, MADE BY:(E), pole nr. 4			7.1282 T20	
Eng. K9K					7.1265 T22

ENGINE				
1.5 dci	Diesel	66	04/11->	K9K





Engine	Information	S10	T10	T20 - T23	T22 - T25
All engines	Conn. nr. 1, switch press. 0.6 bar	7.0178			
All engines			7.6245		7.1265 T22
All engines	-cruise control			7.1276 T20	
All engines	+cruise control			7.1282 T20	

ENGINE				
1.5 dci	Diesel	81	04/11->	K9K, K9K 636, K9K 646

Engine	Information	S10	T10	T20 - T23	T22 - T25
All engines	Conn. nr. 1, switch press. 0.6 bar	7.0178			
All engines			7.6245		
Eng. K9K 636, K9K 646	pole nr. 2			7.1265 T20	

S10 OIL PRESSURE WARNING LIGHT SWITCH	T10 REVERSING LIGHT SWITCH	T20 BRAKE LIGHT SWITCH
T22 SWITCH CLUTCH CONTROL (CRUISE CONTROL)	T23 SWITCH BRAKE ACTUATION (ENGINE TIMING)	T25 SWITCH CLUTCH CONTROL (ENGINE CONTROL)

FUNCTIONS ON THE VEHICLE

Vehicle	alim.	kW	Date	Engine	 S10	 T10	 T20 - T23	 T22 - T25
ENGINE								
1.5 dci	Diesel	81	04/11->	K9K, K9K 636, K9K 646				
Engine	Information			S10	T10	T20 - T23	T22 - T25	
All engines	COL:brown, -cruise control, pole nr. 4					7.1276	T20	
All engines	+cruise control, COL:orange, pole nr. 4					7.1282	T20	
Eng. K9K								7.1265 T22
ENGINE								
1.6 16V	Petrol	81	02/10->	HR16DE				
Engine	Information			S10	T10	T20 - T23	T22 - T25	
All engines				7.0166	7.6245			
All engines	-cruise control, M20, M20M, MADE BY:(E), MADE BY:(J)					7.1165	T20	
All engines	+cruise control, -> 01/03/14, M20M, MADE BY:(E)					7.1276	T20	
All engines	+cruise control, 01/04/14 ->, M20M, MADE BY:(E)					7.1282	T20	
ENGINE								
e-NV	Electric	80	05/14->	EM57				
Engine	Information			S10	T10	T20 - T23	T22 - T25	
All engines					7.6232	7.1202, 7.1265	T20, T23	
ENGINE								
1.5	Petrol	80	01/12->	HR15DE				
Engine	Information			S10	T10	T20 - T23	T22 - T25	
All engines					7.6245			
All engines	pole nr. 2					7.1165	T20	
All engines	pole nr. 4					7.1202	T20	
ENGINE								
1.5 dci	Diesel	0	07/10->	K9K				
Engine	Information			S10	T10	T20 - T23	T22 - T25	
All engines				7.0178	7.6245			
ENGINE								
1.5 dci	Diesel	63	07/10->	K9K, K9K 400, K9K 608, K9K 628				
Engine	Information			S10	T10	T20 - T23	T22 - T25	
All engines	Conn. nr. 1, switch press. 0.6 bar			7.0178				
All engines					7.6245			
Eng. K9K 400, K9K 608, K9K 628	pole nr. 2					7.1265	T20	
All engines	COL:brown, -cruise control, M20, M20M, MADE BY:(E), MADE BY:(J), pole nr. 4					7.1276	T20	
All engines	+cruise control, COL:orange, M20M, MADE BY:(E), pole nr. 4					7.1282	T20	
Eng. K9K								7.1265 T22
ENGINE								
1.5 dci	Diesel	66	04/11->	K9K				
Engine	Information			S10	T10	T20 - T23	T22 - T25	
All engines	Conn. nr. 1, switch press. 0.6 bar			7.0178				
All engines					7.6245			7.1265 T22
All engines	-cruise control					7.1276	T20	
All engines	+cruise control					7.1282	T20	
ENGINE								
1.5 dci	Diesel	78	07/10->	K9K				
Engine	Information			S10	T10	T20 - T23	T22 - T25	
All engines				7.0178	7.6245			
All engines	pole nr. 2					7.1265	T20	
All engines	pole nr. 4					7.1276	T20	
ENGINE								
1.5 dci	Diesel	81	04/11->	K9K 636, K9K 646				
Engine	Information			S10	T10	T20 - T23	T22 - T25	
Eng. K9K 636				7.0166		7.1276	T23	7.1265 T22
Eng. K9K 646				7.0178				
All engines					7.6245			
Eng. K9K 646	pole nr. 2					7.1265	T20	
Eng. K9K 646	COL:brown, pole nr. 4					7.1276	T20	
All engines	COL:orange, pole nr. 4					7.1282	T20	

S10 OIL PRESSURE WARNING LIGHT SWITCH	T10 REVERSING LIGHT SWITCH	T20 BRAKE LIGHT SWITCH
T22 SWITCH CLUTCH CONTROL (CRUISE CONTROL)	T23 SWITCH BRAKE ACTUATION (ENGINE TIMING)	T25 SWITCH CLUTCH CONTROL (ENGINE CONTROL)

FUNCTIONS ON THE VEHICLE

Vehicle	alim.	kW	Date	Engine	 S10	 T10	 T20 - T23	 T22 - T25
---------	-------	----	------	--------	---	---	--	---

1.6 16V Petrol **81** 07/10-> **ENGINE HR16DE**

Engine	Information	S10	T10	T20 - T23	T22 - T25
All engines		7.0166	7.6245		
All engines	-cruise control, M20, M20M, MADE BY:(E), MADE BY:(J)			7.1165 T20	
All engines	+cruise control, -> 01/03/14, M20M, MADE BY:(E)			7.1276 T20	
All engines	+cruise control, 01/04/14 ->, M20M, MADE BY:(E)			7.1282 T20	

2.0 Petrol **101** 07/10-> **ENGINE MR20DE**

Engine	Information	S10	T10	T20 - T23	T22 - T25
All engines	pole nr. 4			7.1202 T20	
All engines	pole nr. 2			7.1265 T20	

e- Electric **80** 07/14-> **ENGINE EM57**

Engine	Information	S10	T10	T20 - T23	T22 - T25
All engines			7.6232	7.1202, 7.1265 T20, T23	

NV300

1.6 dci 120 Diesel **89** 09/16-> **ENGINE R9M 413**

Engine	Information	S10	T10	T20 - T23	T22 - T25
All engines	Conn. nr. 1, switch press. 0.6 bar	7.0178			
All engines			7.6245		7.1223 T25

1.6 dCi 125 Diesel **92** 09/16-> **ENGINE R9M 452**

Engine	Information	S10	T10	T20 - T23	T22 - T25
All engines	Conn. nr. 1, switch press. 0.6 bar	7.0178			
All engines			7.6245		7.1223 T25

1.6 dci 145 Diesel **107** 09/16-> **ENGINE R9M 452**

Engine	Information	S10	T10	T20 - T23	T22 - T25
All engines	Conn. nr. 1, switch press. 0.6 bar	7.0178			
All engines			7.6245		7.1223 T25

1.6 dci 95 Diesel **70** 09/16-> **ENGINE R9M 413**

Engine	Information	S10	T10	T20 - T23	T22 - T25
All engines	Conn. nr. 1, switch press. 0.6 bar	7.0178			
All engines			7.6245		7.1223 T25

NV400

2.3 dCi 145 RWD Diesel **107** 11/11-02/14 **ENGINE M9T 694, M9T 696, M9T 698**





Engine	Information	S10	T10	T20 - T23	T22 - T25
All engines	Conn. nr. 1, switch press. 0.6 bar	7.0178			
All engines	t.tnr. 018-020		7.6096		
All engines	t.tnr. 032/053-056/059/060		7.6245		
All engines	t.tnr. 034-037		7.6271		
All engines	BITRON, COL:white			7.1225 T20	
All engines					7.1223 T25
All engines	COL:grey				7.1224 T22

2.3 dCi 150 Diesel **110** 02/14-09/16 **ENGINE M9T 880**

Engine	Information	S10	T10	T20 - T23	T22 - T25
All engines	Conn. nr. 1, switch press. 0.6 bar	7.0178			
All engines	t.tnr. 017/018/019/020		7.6096		
All engines	t.tnr. 032/041/042/053/054, t.tnr. 055/056/059/060		7.6245		
All engines	t.tnr. 034/035/036/037		7.6271		
All engines	BITRON, COL:white			7.1225 T20	
All engines					7.1223 T25
All engines	COL:grey				7.1224 T22

S10 OIL PRESSURE WARNING LIGHT SWITCH	T10 REVERSING LIGHT SWITCH	T20 BRAKE LIGHT SWITCH
T22 SWITCH CLUTCH CONTROL (CRUISE CONTROL)	T23 SWITCH BRAKE ACTUATION (ENGINE TIMING)	T25 SWITCH CLUTCH CONTROL (ENGINE CONTROL)

FUNCTIONS ON THE VEHICLE

Vehicle	alim.	kW	Date	Engine	 S10	 T10	 T20 - T23	 T22 - T25
---------	-------	----	------	--------	---	---	--	---

				ENGINE
2.3 dCi 165	Diesel	120	06/14-09/16	M9T, M9T 702

Engine	Information	S10	T10	T20 - T23	T22 - T25
All engines	Conn. nr. 1, switch press. 0.6 bar	7.0178			
All engines	COL:green, pole nr. 2, t.tnr. 018-020		7.6096		
All engines	COL:green, pole nr. 3, t.tnr. 032/053-056/059/060		7.6245		
All engines	COL:light blue, pole nr. 2, t.tnr. 034-037		7.6271		
All engines	BITRON, COL:white			7.1225 T20	
Eng. M9T	pole nr. 2, see connection type				7.1223 T22
Eng. M9T 702					7.1223 T25
All engines	COL:grey, pole nr. 2, see connection type				7.1224 T22

				ENGINE
dCi 100	Diesel	74	11/11-06/14	M9T 670, M9T 672, M9T 676

Engine	Information	S10	T10	T20 - T23	T22 - T25
All engines	Conn. nr. 1, switch press. 0.6 bar	7.0178			
All engines	t.tnr. 018-020		7.6096		
All engines	t.tnr. 032/053-056/059/060		7.6245		
All engines	t.tnr. 034-037		7.6271		
All engines	BITRON, COL:white			7.1225 T20	
All engines					7.1223 T25
All engines	COL:grey				7.1224 T22

				ENGINE
dCi 110	Diesel	81	06/14->	--, M9T 870

Engine	Information	S10	T10	T20 - T23	T22 - T25
All engines	Conn. nr. 1, switch press. 0.6 bar	7.0178			
All engines	COL:green, pole nr. 2, t.tnr. 017/018/019/020, version 1		7.6096		
All engines	COL:green, pole nr. 3, t.tnr. 032/041/042/053/054, t.tnr. 055/056/059/060, version 3		7.6245		
All engines	COL:light blue, pole nr. 2, t.tnr. 034/035/036/037, version 2		7.6271		
All engines	BITRON, COL:white			7.1225 T20	
All engines	pole nr. 2, see connection type				7.1223 T22
Eng. M9T 870					7.1223 T25
All engines	COL:grey, pole nr. 2, see connection type				7.1224 T22
Eng. M9T 870	COL:grey				7.1224 T25

				ENGINE
dCi 125	Diesel	92	11/11-09/16	M9T 670, M9T 672, M9T 676, M9T 680

Engine	Information	S10	T10	T20 - T23	T22 - T25
All engines	Conn. nr. 1, switch press. 0.6 bar	7.0178			
All engines	t.tnr. 018-020		7.6096		
All engines	t.tnr. 032/053-056/059/060		7.6245		
All engines	t.tnr. 034-037		7.6271		
All engines	BITRON, COL:white			7.1225 T20	
All engines					7.1223 T25
All engines	COL:grey				7.1224 T22

				ENGINE
dCi 125 RWD	Diesel	92	11/11-09/16	M9T 686, M9T 690, M9T 692, M9T 696, M9T 698, M9T 870, M9T 896

Engine	Information	S10	T10	T20 - T23	T22 - T25
All engines	Conn. nr. 1, switch press. 0.6 bar	7.0178			
All engines	COL:green, pole nr. 2, t.tnr. 018-020		7.6096		
All engines	COL:green, pole nr. 3, t.tnr. 032/053-056/059/060		7.6245		
All engines	COL:light blue, pole nr. 2, t.tnr. 034-037		7.6271		
All engines	BITRON, COL:white			7.1225 T20	
Eng. M9T 870, M9T 896	pole nr. 2, see connection type				7.1223 T22
Eng. M9T 686, M9T 690, M9T 692, M9T 696, M9T 698					7.1223 T25
All engines	COL:grey, pole nr. 2, see connection type				7.1224 T22

				ENGINE
dCi 130	Diesel	96	06/16->	M9T704

Engine	Information	S10	T10	T20 - T23	T22 - T25
All engines	Conn. nr. 1, switch press. 0.6 bar	7.0178			
All engines	version 1		7.6096		

S10	OIL PRESSURE WARNING LIGHT SWITCH	T10	REVERSING LIGHT SWITCH	T20	BRAKE LIGHT SWITCH
T22	SWITCH CLUTCH CONTROL (CRUISE CONTROL)	T23	SWITCH BRAKE ACTUATION (ENGINE TIMING)	T25	SWITCH CLUTCH CONTROL (ENGINE CONTROL)

FUNCTIONS ON THE VEHICLE

Vehicle	alim.	kW	Date	Engine	 S10	 T10	 T20 - T23	 T22 - T25
---------	-------	----	------	--------	---	---	--	---

				ENGINE
dCi 130	Diesel	96	06/16->	M9T704

Engine	Information	S10	T10	T20 - T23	T22 - T25
All engines	version 3		7.6245		
All engines	version 2		7.6271		
All engines					7.1223 T22

				ENGINE
dCi 130 RWD	Diesel	96	06/16->	M9T710

Engine	Information	S10	T10	T20 - T23	T22 - T25
All engines	version 1		7.6096		
All engines	version 3		7.6245		
All engines	version 2		7.6271		
All engines	BITRON, COL:white			7.1225 T20	
All engines					7.1223 T22
All engines	COL:grey				7.1224 T25

				ENGINE
dCi 140	Diesel	100	06/14-09/16	--, M9T, M9T 696, M9T 698, M9T 702

Engine	Information	S10	T10	T20 - T23	T22 - T25
All engines	Conn. nr. 1, switch press. 0.6 bar	7.0178			
All engines	COL:green, pole nr. 2, t.tnr. 017/018/019/020, t.tnr. 018-020, version 1		7.6096		
All engines	COL:green, pole nr. 3, t.tnr. 032/041/042/053/054, t.tnr. 032/053-056/059/060, t.tnr. 055/056/059/060, version 3		7.6245		
All engines	COL:light blue, pole nr. 2, t.tnr. 034/035/036/037, t.tnr. 034-037, version 2		7.6271		
All engines	BITRON, COL:white, org. BITRON			7.1225 T20	
All engines	pole nr. 2, see connection type				7.1223 T22
Eng. M9T 702					7.1223 T25
All engines	COL:grey, pole nr. 2, see connection type				7.1224 T22
Eng. M9T 702	COL:grey				7.1224 T25

				ENGINE
dCi 140 RWD	Diesel	100	06/14-09/16	M9T 696, M9T 698, M9T700

Engine	Information	S10	T10	T20 - T23	T22 - T25
All engines	Conn. nr. 1, switch press. 0.6 bar	7.0178			
All engines	COL:green, pole nr. 2, t.tnr. 018-020		7.6096		
All engines	COL:green, pole nr. 3, t.tnr. 032/053-056/059/060		7.6245		
All engines	COL:light blue, pole nr. 2, t.tnr. 034-037		7.6271		
All engines	BITRON, COL:white			7.1225 T20	
Eng. M9T 696, M9T 698	pole nr. 2, see connection type				7.1223 T22
All engines					7.1223 T25
All engines	COL:grey, pole nr. 2, see connection type				7.1224 T22

				ENGINE
dCi 145	Diesel	107	11/11-06/16	M9T 678, M9T 680, M9T708





Engine	Information	S10	T10	T20 - T23	T22 - T25
All engines	Conn. nr. 1, switch press. 0.6 bar	7.0178			
All engines	t.tnr. 018-020		7.6096		
All engines	t.tnr. 032/053-056/059/060		7.6245		
All engines	t.tnr. 034-037		7.6271		
All engines	BITRON, COL:white			7.1225 T20	
All engines					7.1223 T25
All engines	COL:grey				7.1224 T22

				ENGINE
dCi 145 RWD	Diesel	107	11/11-06/16	M9T 694, M9T 696, M9T 698

Engine	Information	S10	T10	T20 - T23	T22 - T25
All engines	Conn. nr. 1, switch press. 0.6 bar	7.0178			
All engines	t.tnr. 018-020		7.6096		
All engines	t.tnr. 032/053-056/059/060		7.6245		
All engines	t.tnr. 034-037		7.6271		
All engines	BITRON, COL:white			7.1225 T20	
All engines					7.1223 T25
All engines	COL:grey				7.1224 T22

S10 OIL PRESSURE WARNING LIGHT SWITCH	T10 REVERSING LIGHT SWITCH	T20 BRAKE LIGHT SWITCH
T22 SWITCH CLUTCH CONTROL (CRUISE CONTROL)	T23 SWITCH BRAKE ACTUATION (ENGINE TIMING)	T25 SWITCH CLUTCH CONTROL (ENGINE CONTROL)

FUNCTIONS ON THE VEHICLE

Vehicle	alim.	kW	Date	Engine	 S10	 T10	 T20 - T23	 T22 - T25
---------	-------	----	------	--------	---	---	--	---

				ENGINE
dCi 150	Diesel	110	02/14-09/16	M9T 880

Engine	Information	S10	T10	T20 - T23	T22 - T25
All engines	Conn. nr. 1, switch press. 0.6 bar	7.0178			
All engines	t.tnr. 017/018/019/020		7.6096		
All engines	t.tnr. 032/041/042/053/054, t.tnr. 055/056/059/060		7.6245		
All engines	t.tnr. 034/035/036/037		7.6271		
All engines	BITRON, COL:white			7.1225 T20	
All engines					7.1223 T25
All engines	COL:grey				7.1224 T22

				ENGINE
dCi 150 RWD	Diesel	110	02/14-09/16	M9T 880

Engine	Information	S10	T10	T20 - T23	T22 - T25
All engines	Conn. nr. 1, switch press. 0.6 bar	7.0178			
All engines	COL:green, pole nr. 2		7.6096		
All engines	COL:green, pole nr. 3		7.6245		
All engines	COL:light blue, pole nr. 2		7.6271		
All engines	BITRON, COL:white			7.1225 T20	
All engines					7.1223 T25
All engines	COL:grey				7.1224 T22

				ENGINE
dCi 160	Diesel	120	06/14-09/16	M9T, M9T 702

Engine	Information	S10	T10	T20 - T23	T22 - T25
All engines	Conn. nr. 1, switch press. 0.6 bar	7.0178			
All engines	COL:green, pole nr. 2, t.tnr. 018-020		7.6096		
All engines	COL:green, pole nr. 3, t.tnr. 032/053-056/059/060		7.6245		
All engines	COL:light blue, pole nr. 2, t.tnr. 034-037		7.6271		
All engines	BITRON, COL:white			7.1225 T20	
Eng. M9T	pole nr. 2, see connection type				7.1223 T22
Eng. M9T 702					7.1223 T25
All engines	COL:grey, pole nr. 2, see connection type				7.1224 T22

				ENGINE
dCi 165	Diesel	120	06/14-06/16	M9T, M9T 702

Engine	Information	S10	T10	T20 - T23	T22 - T25
All engines	Conn. nr. 1, switch press. 0.6 bar	7.0178			
All engines	COL:green, pole nr. 2, t.tnr. 018-020		7.6096		
All engines	COL:green, pole nr. 3, t.tnr. 032/053-056/059/060		7.6245		
All engines	COL:light blue, pole nr. 2, t.tnr. 034-037		7.6271		
All engines	BITRON, COL:white			7.1225 T20	
Eng. M9T	pole nr. 2, see connection type				7.1223 T22
Eng. M9T 702					7.1223 T25
All engines	COL:grey, pole nr. 2, see connection type				7.1224 T22

				ENGINE
dCi 165 RWD	Diesel	120	06/14->	M9T, M9T700


Engine	Information	S10	T10	T20 - T23	T22 - T25
All engines	Conn. nr. 1, switch press. 0.6 bar	7.0178			
All engines	COL:green, pole nr. 2, t.tnr. 018-020		7.6096		
All engines	COL:green, pole nr. 3, t.tnr. 032/053-056/059/060		7.6245		
All engines	COL:light blue, pole nr. 2, t.tnr. 034-037		7.6271		
All engines	BITRON, COL:white			7.1225 T20	
Eng. M9T	pole nr. 2, see connection type				7.1223 T22
Eng. M9T700					7.1223 T25
All engines	COL:grey, pole nr. 2, see connection type				7.1224 T22

				ENGINE
dCi 170	Diesel	125	07/15->	M9T, M9T 706

Engine	Information	S10	T10	T20 - T23	T22 - T25
All engines	Conn. nr. 1, switch press. 0.6 bar	7.0178			
All engines	COL:green, pole nr. 2, version 1		7.6096		
All engines	COL:green, pole nr. 3, version 3		7.6245		
All engines	COL:light blue, pole nr. 2, version 2		7.6271		
All engines	BITRON, COL:white			7.1225 T20	
All engines	pole nr. 2, see connection type				7.1223 T22
Eng. M9T	pole nr. 2, see connection type				7.1224 T22

S10 OIL PRESSURE WARNING LIGHT SWITCH	T10 REVERSING LIGHT SWITCH	T20 BRAKE LIGHT SWITCH
T22 SWITCH CLUTCH CONTROL (CRUISE CONTROL)	T23 SWITCH BRAKE ACTUATION (ENGINE TIMING)	T25 SWITCH CLUTCH CONTROL (ENGINE CONTROL)

FUNCTIONS ON THE VEHICLE

Vehicle	alim.	kW	Date	Engine	 S10	 T10	 T20 - T23	 T22 - T25
---------	-------	----	------	--------	---	---	--	---

ENGINE				
dCi 170	Diesel	125	07/15->	M9T, M9T 706

Engine	Information	S10	T10	T20 - T23	T22 - T25
Eng. M9T 706	COL:grey				7.1224 T25

ENGINE			
--------	--	--	--

1.6i [USA]	Petrol	0	01/90-12/92	GA16DE
------------	--------	---	-------------	--------

Engine	Information	S10	T10	T20 - T23	T22 - T25
All engines		7.0042		7.1304 T20	
All engines	3 Speed		7.6116, 7.6140		

ENGINE			
--------	--	--	--

3.0 4WD	Petrol	95	07/86-08/95	VG30E, VG30I
---------	--------	----	-------------	--------------

Engine	Information	S10	T10	T20 - T23	T22 - T25
All engines		7.0042		7.1304 T20	
All engines	-> 01/01/87		7.6115		
Eng. VG30I	01/01/87 ->		7.6116		

ENGINE			
--------	--	--	--

3.3	Petrol	125	12/95-07/05	VG33E
-----	--------	-----	-------------	-------

Engine	Information	S10	T10	T20 - T23	T22 - T25
All engines	COL:black, spanner size 24, switch press. 0.2 bar	7.0042			
All engines			7.6115		
All engines	spanner size 14, thread M10x1.25			7.1304 T20	

ENGINE			
--------	--	--	--

3.3 V6 4WD	Petrol	110	03/98-10/00	VG33E
------------	--------	-----	-------------	-------

Engine	Information	S10	T10	T20 - T23	T22 - T25
All engines	COL:black, spanner size 24, switch press. 0.2 bar	7.0042			
All engines			7.6115		
All engines	spanner size 14, thread M10x1.25			7.1304 T20	

ENGINE			
--------	--	--	--

3.5 V6 4WD	Petrol	162	11/00-12/04	VQ35, VQ35DE
------------	--------	-----	-------------	--------------

Engine	Information	S10	T10	T20 - T23	T22 - T25
All engines	-> 01/09/01, COL:black, spanner size 24, switch press. 0.2 bar	7.0042			
All engines	01/09/01 ->, 01/10/01 ->	7.0166			
All engines	01/08/02 ->, 01/09/02 ->			7.1202 T20	
Eng. VQ35	+cruise control, 01/08/02 ->			7.1265 T20	
All engines	-> 01/08/02, spanner size 14, thread M10x1.25			7.1304 T20	

ENGINE			
--------	--	--	--

2.5 dCi	Diesel	128	01/05->	YD25DDTi
---------	--------	-----	---------	----------

Engine	Information	S10	T10	T20 - T23	T22 - T25
All engines	COL:black, spanner size 24, switch press. 0.2 bar	7.0042			
All engines			7.6314		
All engines	man.			7.1165 T20	
All engines	aut.			7.1202 T20	

ENGINE			
--------	--	--	--

2.5 dCi 4WD	Diesel	120	01/05->	YD25DDTi
-------------	--------	-----	---------	----------

Engine	Information	S10	T10	T20 - T23	T22 - T25
All engines	COL:black, spanner size 24, switch press. 0.2 bar	7.0042			
All engines			7.6314		
All engines	man.			7.1165 T20	
All engines	aut.			7.1202 T20	




ENGINE			
--------	--	--	--

2.5 dCi 4WD	Diesel	126	10/06->	YD25DDTi
-------------	--------	-----	---------	----------

Engine	Information	S10	T10	T20 - T23	T22 - T25
All engines	COL:black, spanner size 24, switch press. 0.2 bar	7.0042			
All engines	-> 01/01/10		7.6314		
All engines	man.			7.1165 T20	
All engines	aut.			7.1202 T20	
All engines					7.1265 T22

S10 OIL PRESSURE WARNING LIGHT SWITCH	T10 REVERSING LIGHT SWITCH	T20 BRAKE LIGHT SWITCH
T22 SWITCH CLUTCH CONTROL (CRUISE CONTROL)	T23 SWITCH BRAKE ACTUATION (ENGINE TIMING)	T25 SWITCH CLUTCH CONTROL (ENGINE CONTROL)

FUNCTIONS ON THE VEHICLE

Vehicle	alim.	kW	Date	Engine	 S10	 T10	 T20 - T23	 T22 - T25
---------	-------	----	------	--------	---	---	--	---

				ENGINE
2.5 dCi 4WD	Diesel	128	03/05->	YD25DDTi

Engine	Information	S10	T10	T20 - T23	T22 - T25
All engines	COL:black, spanner size 24, switch press. 0.2 bar	7.0042			
All engines			7.6314		
All engines	man.			7.1165	T20
All engines	aut.			7.1202	T20

				ENGINE
2.5 dCi 4WD	Diesel	140	08/10->	YD25DDTi

Engine	Information	S10	T10	T20 - T23	T22 - T25
All engines	COL:black, spanner size 24, switch press. 0.2 bar	7.0042			
All engines				7.1202	T20

				ENGINE
3.0 dCi	Bi-Fuel	170	05/10->	V9X

Engine	Information	S10	T10	T20 - T23	T22 - T25
All engines		7.0178			
All engines	pole nr. 4			7.1202	T20
All engines	pole nr. 2			7.1265	T20
All engines	Conn. nr. 1, switch press. 0.6 bar	7.0178			
All engines				7.1202	T20

				ENGINE
4.0 4WD	Petrol	198	09/05->	VQ40DE

Engine	Information	S10	T10	T20 - T23	T22 - T25
All engines		7.0166			
All engines	man.			7.1165	T20
All engines	aut.			7.1202	T20

PATROL

				ENGINE
2.7 TD	Diesel	73	05/98-06/01	TD27T

Engine	Information	S10	T10	T20 - T23	T22 - T25
All engines			7.6115		

				ENGINE
2.8 TDiC	Diesel	95	06/97-05/00	RD28Ti

Engine	Information	S10	T10	T20 - T23	T22 - T25
All engines	COL:black, spanner size 24, switch press. 0.2 bar	7.0042			
All engines			7.6115		
All engines	spanner size 14, thread M10x1.25			7.1304	T20

				ENGINE
3.2	Diesel	70	05/98-04/01	SD33

Engine	Information	S10	T10	T20 - T23	T22 - T25
All engines		7.0017			

PATROL GR I

				ENGINE
2.8 TD	Diesel	82	10/95-02/98	RD28T

Engine	Information	S10	T10	T20 - T23	T22 - T25
All engines			7.6115	7.1304	T20

				ENGINE
2.8 TD	Diesel	85	09/88-06/97	RD28T

Engine	Information	S10	T10	T20 - T23	T22 - T25
All engines			7.6115	7.1304	T20

				ENGINE
4.2 Cat	Petrol	121	11/88-02/98	TB42E

Engine	Information	S10	T10	T20 - T23	T22 - T25
All engines		7.0042	7.6115	7.1304	T20





PATROL GR II

				ENGINE
2.7 TD	Diesel	73	05/98-06/01	TD27T

Engine	Information	S10	T10	T20 - T23	T22 - T25
All engines		7.0017	7.6115		

S10	OIL PRESSURE WARNING LIGHT SWITCH	T10	REVERSING LIGHT SWITCH	T20	BRAKE LIGHT SWITCH
T22	SWITCH CLUTCH CONTROL (CRUISE CONTROL)	T23	SWITCH BRAKE ACTUATION (ENGINE TIMING)	T25	SWITCH CLUTCH CONTROL (ENGINE CONTROL)

FUNCTIONS ON THE VEHICLE

Vehicle	alim.	kW	Date	Engine	 S10	 T10	 T20 - T23	 T22 - T25
---------	-------	----	------	--------	---	---	--	---

				ENGINE
2.8 TDiC	Diesel	96	10/97-02/00	RD28Ti

Engine	Information	S10	T10	T20 - T23	T22 - T25
All engines	COL:black, spanner size 24, switch press. 0.2 bar	7.0042			
All engines			7.6115		
All engines	spanner size 14, thread M10x1.25			7.1304	T20

				ENGINE
3.0 D	Diesel	116	05/00-09/04	ZD30DDTi

Engine	Information	S10	T10	T20 - T23	T22 - T25
All engines	press. 0.20 bar, see connection type	7.0042			
All engines	press. 2, 50 bar	7.0160			
All engines	press. 0, 20 bar, see connection type	7.0166			
All engines	01/11/00 ->		7.6115		
All engines	no specific info conc. application available			7.1304	T20

				ENGINE
3.0 D 4x4	Diesel	118	10/04->	ZD30DDTi

Engine	Information	S10	T10	T20 - T23	T22 - T25
All engines	press. 0.20 bar, see connection type	7.0042			
All engines	press. 2, 50 bar	7.0160			
All engines	press. 0, 20 bar, see connection type	7.0166			
All engines	01/11/00 ->		7.6115		
All engines	no specific info conc. application available			7.1304	T20

				ENGINE
3.0 DTi	Diesel	116	05/00->	ZD30DDTi

Engine	Information	S10	T10	T20 - T23	T22 - T25
All engines	-> 01/12/01, COL:black, spanner size 24, switch press. 0.2 bar	7.0042			
All engines	01/01/02 ->	7.0160			
All engines	01/12/00 ->		7.6115		
All engines	spanner size 14, thread M10x1.25			7.1304	T20

				ENGINE
3.0 DTi	Diesel	118	05/00->	ZD30DDTi

Engine	Information	S10	T10	T20 - T23	T22 - T25
All engines		7.0160	7.6115		
All engines	spanner size 14, thread M10x1.25			7.1304	T20

				ENGINE
3.2 D	Diesel	70	05/98-06/01	SD33

Engine	Information	S10	T10	T20 - T23	T22 - T25
All engines		7.0017			

				ENGINE
4.8	Petrol	180	03/00->	TB48DE

Engine	Information	S10	T10	T20 - T23	T22 - T25
All engines	01/08/04 ->	7.0160			
All engines	-> 01/07/04	7.0166			
All engines	spanner size 14, thread M10x1.25			7.1304	T20

				ENGINE
4.8	Petrol	185	10/01-12/07	TB48DE

Engine	Information	S10	T10	T20 - T23	T22 - T25
All engines		7.0166			
All engines	no specific info conc. application available			7.1304	T20

PATROL GR III

				ENGINE
5.6	Petrol	298	04/10->	VK56VD

Engine	Information	S10	T10	T20 - T23	T22 - T25
All engines		7.0166			

PATROL III TR

				ENGINE
2.7	Diesel	0	05/98->	TD27T

Engine	Information	S10	T10	T20 - T23	T22 - T25
All engines			7.6115	7.1025	T20

S10	OIL PRESSURE WARNING LIGHT SWITCH	T10	REVERSING LIGHT SWITCH	T20	BRAKE LIGHT SWITCH
T22	SWITCH CLUTCH CONTROL (CRUISE CONTROL)	T23	SWITCH BRAKE ACTUATION (ENGINE TIMING)	T25	SWITCH CLUTCH CONTROL (ENGINE CONTROL)

FUNCTIONS ON THE VEHICLE

Vehicle	alim.	kW	Date	Engine	 S10	 T10	 T20 - T23	 T22 - T25
---------	-------	----	------	--------	---	---	--	---

ENGINE								
2.8	Diesel	57	03/89-05/98	A428II				
Engine		Information			S10	T10	T20 - T23	T22 - T25
All engines					7.0017		7.1025 T20	

ENGINE								
2.8 D	Diesel	66	03/89-03/96	RD28				
Engine		Information			S10	T10	T20 - T23	T22 - T25
All engines						7.6115	7.1025 T20	

ENGINE								
2.8 D 4x4	Diesel	68	01/90-01/91	RD28				
Engine		Information			S10	T10	T20 - T23	T22 - T25
All engines						7.6115	7.1025 T20	

ENGINE								
2.8 TD 4x4	Diesel	88	10/84-02/89	A428T				
Engine		Information			S10	T10	T20 - T23	T22 - T25
All engines					7.0017		7.1025 T20	

ENGINE								
3.0	Petrol	99	03/89-09/93	RB30S				
Engine		Information			S10	T10	T20 - T23	T22 - T25
All engines						7.6115	7.1025 T20	

ENGINE								
3.0 4x4	Petrol	99	03/89-09/93	RB30S				
Engine		Information			S10	T10	T20 - T23	T22 - T25
All engines						7.6115	7.1025 T20	

PICK UP

ENGINE								
2.4	Petrol	79	02/98-05/03	KA24E				
Engine		Information			S10	T10	T20 - T23	T22 - T25
All engines		COL:black, spanner size 24, switch press. 0.2 bar			7.0042			
All engines						7.6115		
All engines		spanner size 14, thread M10x1.25					7.1304 T20	

ENGINE								
2.4	Petrol	92	02/98-10/01	KA24E				
Engine		Information			S10	T10	T20 - T23	T22 - T25
All engines		COL:black, spanner size 24, switch press. 0.2 bar			7.0042			
All engines						7.6115		
All engines		spanner size 14, thread M10x1.25					7.1304 T20	

ENGINE								
2.5	Diesel	59	02/98-10/01	TD25				
Engine		Information			S10	T10	T20 - T23	T22 - T25
All engines		COL:black, spanner size 24, switch press. 0.2 bar			7.0042			
All engines						7.6115		
All engines		spanner size 14, thread M10x1.25					7.1304 T20	

PICK UP I

ENGINE								
2.4 [USA]	Petrol	0	01/85-12/89	Z24i				
Engine		Information			S10	T10	T20 - T23	T22 - T25
All engines					7.0042	7.6115	7.1304 T20	

ENGINE								
2.4 i [USA]	Petrol	0	01/89->	KA24E				
Engine		Information			S10	T10	T20 - T23	T22 - T25
All engines					7.0042	7.6115	7.1304 T20	

ENGINE								
2.5 D [USA]	Diesel	0	01/85-12/87	SD25				
Engine		Information			S10	T10	T20 - T23	T22 - T25
All engines					7.0015		7.1304 T20	

ENGINE								
3.0i [USA]	Petrol	0	01/85-12/93	VG30, VG30E				
Engine		Information			S10	T10	T20 - T23	T22 - T25
All engines					7.0042		7.1304 T20	
Eng. VG30E						7.6115		

S10 OIL PRESSURE WARNING LIGHT SWITCH	T10 REVERSING LIGHT SWITCH	T20 BRAKE LIGHT SWITCH
T22 SWITCH CLUTCH CONTROL (CRUISE CONTROL)	T23 SWITCH BRAKE ACTUATION (ENGINE TIMING)	T25 SWITCH CLUTCH CONTROL (ENGINE CONTROL)

FUNCTIONS ON THE VEHICLE

Vehicle	alim.	kW	Date	Engine	 S10	 T10	 T20 - T23	 T22 - T25
---------	-------	----	------	--------	---	---	--	---

				ENGINE
3.0i [USA]	Petrol	0	01/85-12/93	VG30, VG30E

Engine	Information	S10	T10	T20 - T23	T22 - T25
Eng. VG30			7.6116		

PICK UP II

				ENGINE
2.4	Petrol	110	01/03-04/05	KA24DE

Engine	Information	S10	T10	T20 - T23	T22 - T25
All engines	COL:black, spanner size 24, switch press. 0.2 bar	7.0042			
All engines		7.0166	7.6115		
All engines	spanner size 14, thread M10x1.25			7.1304	T20

				ENGINE
2.4	Petrol	98	11/01-04/05	KA24DE

Engine	Information	S10	T10	T20 - T23	T22 - T25
All engines		7.0166		7.1304	T20
All engines	for reverse light		7.6115		

				ENGINE
2.4 4WD	Petrol	110	11/01-04/05	KA24DE

Engine	Information	S10	T10	T20 - T23	T22 - T25
All engines	COL:black, spanner size 24, switch press. 0.2 bar	7.0042			
All engines			7.6115		
All engines	spanner size 14, thread M10x1.25			7.1304	T20

				ENGINE
2.4 i	Petrol	88	02/98-04/05	KA24E

Engine	Information	S10	T10	T20 - T23	T22 - T25
All engines	COL:black, spanner size 24, switch press. 0.2 bar	7.0042			
All engines			7.6115		
All engines	spanner size 14, thread M10x1.25			7.1304	T20

				ENGINE
2.4 i 4WD	Petrol	88	02/98-04/05	KA24E

Engine	Information	S10	T10	T20 - T23	T22 - T25
All engines	COL:black, spanner size 24, switch press. 0.2 bar	7.0042			
All engines			7.6115		
All engines	spanner size 14, thread M10x1.25			7.1304	T20

				ENGINE
2.4 i 4WD	Petrol	98	03/02-04/05	KA24DE

Engine	Information	S10	T10	T20 - T23	T22 - T25
All engines	COL:black, spanner size 24, switch press. 0.2 bar	7.0042			
All engines			7.6115		
All engines	spanner size 14, thread M10x1.25			7.1304	T20

				ENGINE
2.5 D	Diesel	61	02/98-04/05	TD25

Engine	Information	S10	T10	T20 - T23	T22 - T25
All engines	COL:black, spanner size 24, switch press. 0.2 bar	7.0042			
All engines			7.6115		
All engines	spanner size 14, thread M10x1.25			7.1304	T20

				ENGINE
2.5 D 4WD	Diesel	61	02/98-04/05	TD25

Engine	Information	S10	T10	T20 - T23	T22 - T25
All engines		7.0042	7.6115	7.1052	T20

				ENGINE
2.5 dCi 4WD	Diesel	98	03/02->	YD25DDTi

Engine	Information	S10	T10	T20 - T23	T22 - T25
All engines	D22	7.0166	7.6115		
All engines	D22, spanner size 14, thread M10x1.25			7.1304	T20

				ENGINE
2.5 Di	Diesel	98	03/02-12/10	YD25DDTi

Engine	Information	S10	T10	T20 - T23	T22 - T25
All engines	D22	7.0166	7.6115		
All engines	D22, spanner size 14, thread M10x1.25			7.1304	T20

S10 OIL PRESSURE WARNING LIGHT SWITCH	T10 REVERSING LIGHT SWITCH	T20 BRAKE LIGHT SWITCH
T22 SWITCH CLUTCH CONTROL (CRUISE CONTROL)	T23 SWITCH BRAKE ACTUATION (ENGINE TIMING)	T25 SWITCH CLUTCH CONTROL (ENGINE CONTROL)

FUNCTIONS ON THE VEHICLE

Vehicle	alim.	kW	Date	Engine	 S10	 T10	 T20 - T23	 T22 - T25
---------	-------	----	------	--------	---	---	--	---

ENGINE							
2.5 TD	Diesel	76	05/98-10/01	TD25Ti			
Engine	Information			S10	T10	T20 - T23	T22 - T25
All engines				7.0042	7.6115	7.1304 T20	

ENGINE							
2.5 TD 4WD	Diesel	76	05/98-04/05	TD25Ti			
Engine	Information			S10	T10	T20 - T23	T22 - T25
All engines	COL:black, spanner size 24, switch press. 0.2 bar			7.0042			
All engines					7.6115		
All engines	spanner size 14, thread M10x1.25					7.1304 T20	

PICK UP III

ENGINE							
2.5 D	Diesel	98	01/08->	YD22DDTi			
Engine	Information			S10	T10	T20 - T23	T22 - T25
All engines				7.0166		7.1304 T20	
All engines	see connection type				7.6115		

PIXO

ENGINE							
1.0	Petrol	50	06/09->	K10 B			
Engine	Information			S10	T10	T20 - T23	T22 - T25
All engines				7.0035	7.6219		

ENGINE							
1.0 LPG	Petrol/ Petro- leum Gas (LPG)	50	04/09->	K10 B			
Engine	Information			S10	T10	T20 - T23	T22 - T25
All engines				7.0035	7.6219		

PRAIRIE

ENGINE							
1.5 S	Petrol	55	01/84-12/87	E15S			
Engine	Information			S10	T10	T20 - T23	T22 - T25
All engines				7.0016			

ENGINE							
1.8 SGL	Petrol	65	07/83-12/85	CA18S			
Engine	Information			S10	T10	T20 - T23	T22 - T25
All engines				7.0016			

PRAIRIE PRO

ENGINE							
2.4 i	Petrol	98	01/90-07/94	KA24E			
Engine	Information			S10	T10	T20 - T23	T22 - T25
All engines				7.0042		7.1304 T20	

ENGINE							
2.4 i 4x4	Petrol	98	04/92-07/94	KA24E			
Engine	Information			S10	T10	T20 - T23	T22 - T25
All engines				7.0042		7.1304 T20	




PRIMASTAR

ENGINE							
1.9 dCi 100	Diesel	74	07/02->	F9Q 760			
Engine	Information			S10	T10	T20 - T23	T22 - T25
All engines				7.0151	7.6096		
All engines	Conn. nr. 1, switch press. 0.6 bar			7.0178			
All engines	pole nr. 2						7.1223 T22
All engines	pole nr. 4						7.1227 T22

ENGINE							
1.9 dCi 80	Diesel	60	07/02->	F9Q 762			
Engine	Information			S10	T10	T20 - T23	T22 - T25
All engines				7.0151	7.6096		
All engines	Conn. nr. 1, switch press. 0.6 bar			7.0178			
All engines	pole nr. 2						7.1223 T22
All engines	pole nr. 4						7.1227 T22

S10 OIL PRESSURE WARNING LIGHT SWITCH	T10 REVERSING LIGHT SWITCH	T20 BRAKE LIGHT SWITCH
T22 SWITCH CLUTCH CONTROL (CRUISE CONTROL)	T23 SWITCH BRAKE ACTUATION (ENGINE TIMING)	T25 SWITCH CLUTCH CONTROL (ENGINE CONTROL)

FUNCTIONS ON THE VEHICLE

Vehicle	alim.	kW	Date	Engine	 S10	 T10	 T20 - T23	 T22 - T25
---------	-------	----	------	--------	---	---	--	---

ENGINE				
2.0	Petrol	86	04/06->	F4R 820

Engine	Information	S10	T10	T20 - T23	T22 - T25
All engines	COL:green, spanner size 21, switch press. 0.2 bar, thread M14x1.5	7.0076			
All engines		7.0151			7.1223 T22
All engines	Conn. nr. 1, switch press. 0.6 bar	7.0178			
All engines	t.tnr. 009/010/011/012/021, t.tnr. 022/023/024/027/030, t.tnr. 031		7.6096		
All engines	t.tnr. 026		7.6271		
All engines	-> 01/10/06, COL:black			7.1148 T20	
All engines	-> 01/07/12, 01/11/06 ->, COL:white			7.1149 T20	
All engines	01/08/12 ->, COL:black			7.1227 T20	

ENGINE				
2.0	Petrol	88	03/01->	F4R 720, F4R 722, F4R726

Engine	Information	S10	T10	T20 - T23	T22 - T25
All engines	COL:green, spanner size 21, switch press. 0.2 bar, thread M14x1.5	7.0076			
All engines		7.0151			
All engines	Conn. nr. 1, switch press. 0.6 bar	7.0178			
All engines	t.tnr. 009/010/011/012/021, t.tnr. 022/023/024/027/030, t.tnr. 031		7.6096		
All engines	t.tnr. 026		7.6271		
All engines	COL:black			7.1148 T20	
All engines	pole nr. 2				7.1223 T22
Eng. F4R 720	pole nr. 4				7.1227 T22

ENGINE				
2.0 dCi 115	Diesel	84	09/06->	M9R 630, M9R 780, M9R692, M9R786

Engine	Information	S10	T10	T20 - T23	T22 - T25
All engines	Conn. nr. 1, switch press. 0.6 bar	7.0178			
All engines	t.tnr. 009/010/011/012/021, t.tnr. 022/023/024/027/030, t.tnr. 031		7.6096		
All engines	t.tnr. 026		7.6271		
All engines	-> 01/10/06, COL:black			7.1148 T20	
All engines	-> 01/07/12, 01/11/06 ->, COL:white			7.1149 T20	
All engines	01/08/12 ->, COL:black			7.1227 T20	
All engines					7.1223 T22

ENGINE				
2.0 dCi 90	Diesel	66	09/06->	M9R 630, M9R 782, M9R692, M9R786

Engine	Information	S10	T10	T20 - T23	T22 - T25
All engines	Conn. nr. 1, switch press. 0.6 bar	7.0178			
All engines	t.tnr. 009/010/011/012/021, t.tnr. 022/023/024/027/030, t.tnr. 031		7.6096		
All engines	t.tnr. 026		7.6271		
All engines	-> 01/10/06, COL:black			7.1148 T20	
All engines	-> 01/07/12, 01/11/06 ->, COL:white			7.1149 T20	
All engines	01/08/12 ->, COL:black			7.1227 T20	
All engines					7.1223 T22

ENGINE				
2.5 dCi 115	Diesel	84	09/08->	G9U 630, G9U 720





Engine	Information	S10	T10	T20 - T23	T22 - T25
All engines	conn.shape : round	7.0151			
All engines	Conn. nr. 1, conn.shape : rectangular, switch press. 0.6 bar	7.0178			
All engines	COL:green, t.tnr. PK6/PF6		7.6096		
All engines	COL:blue, t.tnr. PF6		7.6271		
Eng. G9U 720	no specific info conc. application available, pole nr. 2			7.1148 T20	
All engines	-> 01/06/12, COL:white, no specific info conc. application available, pole nr. 4			7.1149 T20	
Eng. G9U 630	01/07/12 ->, COL:black			7.1227 T20	
All engines	pole nr. 2				7.1223 T22
Eng. G9U 720	pole nr. 4				7.1227 T22

ENGINE				
2.5 dCi 140	Diesel	99	07/02->	G9U 730

Engine	Information	S10	T10	T20 - T23	T22 - T25
All engines	conn.shape : round	7.0151			
All engines	conn.shape : rectangular	7.0178			

S10 OIL PRESSURE WARNING LIGHT SWITCH	T10 REVERSING LIGHT SWITCH	T20 BRAKE LIGHT SWITCH
T22 SWITCH CLUTCH CONTROL (CRUISE CONTROL)	T23 SWITCH BRAKE ACTUATION (ENGINE TIMING)	T25 SWITCH CLUTCH CONTROL (ENGINE CONTROL)

FUNCTIONS ON THE VEHICLE

Vehicle	alim.	kW	Date	Engine	 S10	 T10	 T20 - T23	 T22 - T25
---------	-------	----	------	--------	---	---	--	---

				ENGINE
2.5 dCi 140	Diesel	99	07/02->	G9U 730

Engine	Information	S10	T10	T20 - T23	T22 - T25
All engines			7.6096		
All engines	pole nr. 2				7.1223 T22
All engines	pole nr. 4				7.1227 T22

				ENGINE
2.5 dCi 150	Diesel	107	04/06->	G9U 630, G9U 632

Engine	Information	S10	T10	T20 - T23	T22 - T25
All engines	conn.shape : round	7.0151			
All engines	Conn. nr. 1, conn.shape : rectangular, switch press. 0.6 bar	7.0178			
All engines	COL:green		7.6096		
Eng. G9U 632	COL:blue		7.6271		
Eng. G9U 632	no specific info conc. application available, pole nr. 2			7.1148 T20	
Eng. G9U 632	no specific info conc. application available, pole nr. 4			7.1149 T20	
Eng. G9U 632	pole nr. 2				7.1223 T22
Eng. G9U 632	pole nr. 4				7.1227 T22

				ENGINE
dCi 100	Diesel	74	03/01->	F9Q 760

Engine	Information	S10	T10	T20 - T23	T22 - T25
All engines		7.0151	7.6096		
All engines	Conn. nr. 1, switch press. 0.6 bar	7.0178			
All engines	pole nr. 2				7.1223 T22
All engines	pole nr. 4				7.1227 T22

				ENGINE
dCi 115	Diesel	84	09/08->	G9U 630, G9U 720

Engine	Information	S10	T10	T20 - T23	T22 - T25
All engines	conn.shape : round	7.0151			
All engines	Conn. nr. 1, conn.shape : rectangular, switch press. 0.6 bar	7.0178			
All engines	COL:green, t.tnr. PK6/PF6		7.6096		
All engines	COL:blue, t.tnr. PF6		7.6271		
Eng. G9U 720	no specific info conc. application available, pole nr. 2			7.1148 T20	
All engines	-> 01/06/12, COL:white, no specific info conc. application available, pole nr. 4			7.1149 T20	
Eng. G9U 630	01/07/12->, COL:black			7.1227 T20	
All engines	pole nr. 2				7.1223 T22
Eng. G9U 720	pole nr. 4				7.1227 T22

				ENGINE
dCi 120	Diesel	84	09/06->	M9R 630, M9R 780, M9R692, M9R786

Engine	Information	S10	T10	T20 - T23	T22 - T25
All engines	Conn. nr. 1, switch press. 0.6 bar	7.0178			
All engines	t.tnr. 009/010/011/012/021, t.tnr. 022/023/024/027/030, t.tnr. 031		7.6096		
All engines	t.tnr. 026		7.6271		
All engines	-> 01/10/06, COL:black			7.1148 T20	
All engines	-> 01/07/12, 01/11/06->, COL:white			7.1149 T20	
All engines	01/08/12->, COL:black			7.1227 T20	
All engines					7.1223 T22

				ENGINE
dCi 140	Diesel	99	07/03->	G9U 730


Engine	Information	S10	T10	T20 - T23	T22 - T25
All engines	conn.shape : round	7.0151			
All engines	conn.shape : rectangular	7.0178			
All engines			7.6096		
All engines	pole nr. 2				7.1223 T22
All engines	pole nr. 4				7.1227 T22

				ENGINE
dCi 150	Diesel	107	09/06->	G9U 630, G9U 632

Engine	Information	S10	T10	T20 - T23	T22 - T25
All engines	conn.shape : round	7.0151			
All engines	Conn. nr. 1, conn.shape : rectangular, switch press. 0.6 bar	7.0178			
All engines	COL:green		7.6096		

S10 OIL PRESSURE WARNING LIGHT SWITCH	T10 REVERSING LIGHT SWITCH	T20 BRAKE LIGHT SWITCH
T22 SWITCH CLUTCH CONTROL (CRUISE CONTROL)	T23 SWITCH BRAKE ACTUATION (ENGINE TIMING)	T25 SWITCH CLUTCH CONTROL (ENGINE CONTROL)

FUNCTIONS ON THE VEHICLE

Vehicle	alim.	kW	Date	Engine	 S10	 T10	 T20 - T23	 T22 - T25
---------	-------	----	------	--------	---	---	--	---

				ENGINE
dCi 150	Diesel	107	09/06->	G9U 630, G9U 632

Engine	Information	S10	T10	T20 - T23	T22 - T25
Eng. G9U 632	COL:blue		7.6271		
Eng. G9U 632	no specific info conc. application available, pole nr. 2			7.1148 T20	
Eng. G9U 632	no specific info conc. application available, pole nr. 4			7.1149 T20	
Eng. G9U 632	pole nr. 2				7.1223 T22
Eng. G9U 632	pole nr. 4				7.1227 T22

				ENGINE
dCi 80	Diesel	60	03/01->	F9Q 762

Engine	Information	S10	T10	T20 - T23	T22 - T25
All engines		7.0151	7.6096		
All engines	Conn. nr. 1, switch press. 0.6 bar	7.0178			
All engines	pole nr. 2				7.1223 T22
All engines	pole nr. 4				7.1227 T22

				ENGINE
dCi 90	Diesel	66	09/06->	M9R 630, M9R 782, M9R692, M9R786

Engine	Information	S10	T10	T20 - T23	T22 - T25
All engines	Conn. nr. 1, switch press. 0.6 bar	7.0178			
All engines	t.tnr. 009/010/011/012/021, t.tnr. 022/023/024/027/030, t.tnr. 031		7.6096		
All engines	t.tnr. 026		7.6271		
All engines	-> 01/10/06, COL:black			7.1148 T20	
All engines	-> 01/07/12, 01/11/06 ->, COL:white			7.1149 T20	
All engines	01/08/12 ->, COL:black			7.1227 T20	
All engines					7.1223 T22

PRIMERA I

				ENGINE
1.6	Petrol	66	06/90-01/96	GA16DS

Engine	Information	S10	T10	T20 - T23	T22 - T25
All engines		7.0042	7.6140	7.1104 T20	

				ENGINE
1.6	Petrol	71	06/90-01/96	GA16DS

Engine	Information	S10	T10	T20 - T23	T22 - T25
All engines		7.0042	7.6140	7.1104 T20	

				ENGINE
1.6	Petrol	75	06/93-01/96	GA16DE

Engine	Information	S10	T10	T20 - T23	T22 - T25
All engines			7.6140	7.1104 T20	

				ENGINE
1.6 i	Petrol	66	07/90-03/98	GA16DS

Engine	Information	S10	T10	T20 - T23	T22 - T25
All engines		7.0042	7.6140	7.1304 T20	

				ENGINE
1.6 i	Petrol	75	02/91-03/98	GA16DE

Engine	Information	S10	T10	T20 - T23	T22 - T25
All engines		7.0042	7.6140	7.1304 T20	

				ENGINE
2.0	Petrol	105	06/90-04/93	SR20DE

Engine	Information	S10	T10	T20 - T23	T22 - T25
All engines	-> 01/08/90		7.6116		
All engines	01/08/90 ->		7.6140		
All engines				7.1104 T20	

				ENGINE
2.0	Petrol	110	07/94-01/98	SR20DE

Engine	Information	S10	T10	T20 - T23	T22 - T25
All engines		7.0042			

				ENGINE
2.0 16V	Petrol	85	06/90-01/96	SR20DI

Engine	Information	S10	T10	T20 - T23	T22 - T25
All engines	-> 01/08/90		7.6116		
All engines	01/08/90 ->		7.6140		

S10 OIL PRESSURE WARNING LIGHT SWITCH	T10 REVERSING LIGHT SWITCH	T20 BRAKE LIGHT SWITCH
T22 SWITCH CLUTCH CONTROL (CRUISE CONTROL)	T23 SWITCH BRAKE ACTUATION (ENGINE TIMING)	T25 SWITCH CLUTCH CONTROL (ENGINE CONTROL)

FUNCTIONS ON THE VEHICLE

Vehicle	alim.	kW	Date	Engine	 S10	 T10	 T20 - T23	 T22 - T25
---------	-------	----	------	--------	---	---	--	---

				ENGINE
2.0 16V	Petrol	85	06/90-01/96	SR20DI

Engine	Information	S10	T10	T20 - T23	T22 - T25
All engines				7.1104 T20	

				ENGINE
2.0 16V 4x4	Petrol	85	04/91-06/96	SR20DI

Engine	Information	S10	T10	T20 - T23	T22 - T25
All engines	-> 01/08/90		7.6116		
All engines	01/08/90 ->		7.6140		
All engines				7.1104 T20	

				ENGINE
2.0 D	Diesel	55	07/90-01/96	CD20

Engine	Information	S10	T10	T20 - T23	T22 - T25
All engines	COL:red	7.0015			
All engines	COL:black	7.0042			
All engines			7.6140	7.1304 T20	

				ENGINE
2.0 GT	Petrol	110	06/90-01/96	SR20DE

Engine	Information	S10	T10	T20 - T23	T22 - T25
All engines	-> 01/08/90		7.6116		
All engines	01/08/90 ->		7.6140		
All engines				7.1104 T20	

				ENGINE
2.0 GT 4x4	Petrol	105	03/91-04/93	SR20DE

Engine	Information	S10	T10	T20 - T23	T22 - T25
All engines	-> 01/08/90		7.6116		
All engines	01/08/90 ->		7.6140		
All engines				7.1104 T20	

				ENGINE
2.0 i	Petrol	85	07/90-03/98	SR20DI

Engine	Information	S10	T10	T20 - T23	T22 - T25
All engines		7.0042	7.6140	7.1304 T20	

				ENGINE
2.0 i	Petrol	92	01/95-06/96	SR20DE

Engine	Information	S10	T10	T20 - T23	T22 - T25
All engines			7.6140	7.1104 T20	

PRIMERA II

				ENGINE
1.6	Petrol	66	04/98-12/01	GA16DE

Engine	Information	S10	T10	T20 - T23	T22 - T25
All engines	COL:black, spanner size 24, switch press. 0.2 bar	7.0042			
All engines			7.6140		
All engines	-> 01/06/99, thread M16x1.5			7.1104 T20	
All engines	01/07/99 ->			7.1165 T20	

				ENGINE
1.6	Petrol	73	04/98-12/01	GA16DE

Engine	Information	S10	T10	T20 - T23	T22 - T25
All engines	COL:black, spanner size 24, switch press. 0.2 bar	7.0042			
All engines			7.6140		
All engines	-> 01/06/99, thread M16x1.5			7.1104 T20	
All engines	01/07/99 ->			7.1165 T20	

				ENGINE
1.6 16V	Petrol	66	09/96-07/02	GA16DE




Engine	Information	S10	T10	T20 - T23	T22 - T25
All engines	COL:black, spanner size 24, switch press. 0.2 bar	7.0042			
All engines			7.6140		
All engines	-> 01/06/99, thread M16x1.5			7.1104 T20	
All engines	01/07/99 ->			7.1165 T20	

				ENGINE
1.6 16V	Petrol	73	09/96-07/02	GA16DE, QG16DE

Engine	Information	S10	T10	T20 - T23	T22 - T25
All engines	COL:black, spanner size 24, switch press. 0.2 bar	7.0042			

S10 OIL PRESSURE WARNING LIGHT SWITCH	T10 REVERSING LIGHT SWITCH	T20 BRAKE LIGHT SWITCH
T22 SWITCH CLUTCH CONTROL (CRUISE CONTROL)	T23 SWITCH BRAKE ACTUATION (ENGINE TIMING)	T25 SWITCH CLUTCH CONTROL (ENGINE CONTROL)

FUNCTIONS ON THE VEHICLE

Vehicle	alim.	kW	Date	Engine	 S10	 T10	 T20 - T23	 T22 - T25
---------	-------	----	------	--------	---	---	--	---

ENGINE				
1.6 16V	Petrol	73	09/96-07/02	GA16DE, QG16DE

Engine	Information	S10	T10	T20 - T23	T22 - T25
Eng. GA16DE			7.6140		
Eng. QG16DE			7.6231		
All engines	-> 01/06/99, thread M16x1.5			7.1104	T20
All engines	01/07/99 ->			7.1165	T20

ENGINE				
1.6 16V	Petrol	78	06/96-07/02	QG16DE

Engine	Information	S10	T10	T20 - T23	T22 - T25
All engines	COL:black, spanner size 24, switch press. 0.2 bar	7.0042			
All engines			7.6231		
All engines	-> 01/06/99, thread M16x1.5			7.1104	T20
All engines	01/07/99 ->			7.1165	T20

ENGINE				
1.6 16V	Petrol	81	04/98-01/02	GA16DE

Engine	Information	S10	T10	T20 - T23	T22 - T25
All engines		7.0042	7.6140		
All engines	-> 01/06/99			7.1104	T20
All engines	01/06/99 ->			7.1165	T20

ENGINE				
1.6 LPG	Petrol/ Petroleum Gas (LPG)	66	09/96-07/02	GA16DE

Engine	Information	S10	T10	T20 - T23	T22 - T25
All engines	COL:black, spanner size 24, switch press. 0.2 bar	7.0042			
All engines			7.6140		
All engines	-> 01/06/99, thread M16x1.5			7.1104	T20
All engines	01/07/99 ->			7.1165	T20

ENGINE				
1.6 LPG	Petrol/ Petroleum Gas (LPG)	73	09/96-07/02	GA16DE, QG16DE

Engine	Information	S10	T10	T20 - T23	T22 - T25
All engines	COL:black, spanner size 24, switch press. 0.2 bar	7.0042			
Eng. GA16DE			7.6140		
Eng. QG16DE			7.6231		
All engines	-> 01/06/99, thread M16x1.5			7.1104	T20
All engines	01/07/99 ->			7.1165	T20

ENGINE				
1.6 LPG	Petrol/ Petroleum Gas (LPG)	78	09/00-07/02	QG16DE

Engine	Information	S10	T10	T20 - T23	T22 - T25
All engines	COL:black, spanner size 24, switch press. 0.2 bar	7.0042			
All engines			7.6231	7.1165	T20

ENGINE				
1.8 16V	Petrol	84	08/99-07/02	QG18DE

Engine	Information	S10	T10	T20 - T23	T22 - T25
All engines	COL:black, spanner size 24, switch press. 0.2 bar	7.0042			
All engines			7.6231	7.1165	T20

ENGINE				
1.8 LPG	Petrol/ Petroleum Gas (LPG)	84	08/99-07/02	QG18DE

Engine	Information	S10	T10	T20 - T23	T22 - T25
All engines	COL:black, spanner size 24, switch press. 0.2 bar	7.0042			
All engines			7.6231	7.1165	T20

S10 OIL PRESSURE WARNING LIGHT SWITCH	T10 REVERSING LIGHT SWITCH	T20 BRAKE LIGHT SWITCH
T22 SWITCH CLUTCH CONTROL (CRUISE CONTROL)	T23 SWITCH BRAKE ACTUATION (ENGINE TIMING)	T25 SWITCH CLUTCH CONTROL (ENGINE CONTROL)

FUNCTIONS ON THE VEHICLE

Vehicle	alim.	kW	Date	Engine	 S10	 T10	 T20 - T23	 T22 - T25
---------	-------	----	------	--------	---	---	--	---

				ENGINE
1.8 LPG	Petrol/ Petro- leum Gas (LPG)	85	03/02-10/08	QG18DE

Engine	Information	S10	T10	T20 - T23	T22 - T25
All engines	01/07/02 ->, COL:black, spanner size 24, switch press. 0.2 bar	7.0042			
All engines	-> 01/06/02	7.0166			
All engines			7.6232	7.1265	T23
All engines	-> 01/06/04			7.1165	T20
All engines	-> 01/08/06, 01/07/04 ->, 01/09/06 ->			7.1202	T20

				ENGINE
2.0	Petrol	105	06/96-01/02	SR20DE

Engine	Information	S10	T10	T20 - T23	T22 - T25
All engines	COL:black, spanner size 24, switch press. 0.2 bar	7.0042			
All engines			7.6231	7.1165	T20

				ENGINE
2.0	Petrol	85	06/96-12/01	SR20DE

Engine	Information	S10	T10	T20 - T23	T22 - T25
All engines	COL:black, spanner size 24, switch press. 0.2 bar	7.0042			
All engines	-> 01/06/99		7.6209		
All engines	01/07/99 ->		7.6231	7.1165	T20
All engines	-> 01/06/99, thread M16x1.5			7.1104	T20

				ENGINE
2.0	Petrol	96	04/98-12/01	SR20DE

Engine	Information	S10	T10	T20 - T23	T22 - T25
All engines	COL:black, spanner size 24, switch press. 0.2 bar	7.0042			
All engines	-> 01/06/99		7.6209		
All engines	01/07/99 ->		7.6231	7.1165	T20
All engines	-> 01/06/99, thread M16x1.5			7.1104	T20

				ENGINE
2.0 16V	Petrol	103	08/99-07/02	SR20DE

Engine	Information	S10	T10	T20 - T23	T22 - T25
All engines	COL:black, spanner size 24, switch press. 0.2 bar	7.0042			
All engines			7.6231	7.1165	T20

				ENGINE
2.0 16V	Petrol	110	09/96-07/02	SR20DE, SR20DEH

Engine	Information	S10	T10	T20 - T23	T22 - T25
All engines	COL:black, spanner size 24, switch press. 0.2 bar	7.0042			
All engines	-> 01/06/99		7.6209		
Eng. SR20DE	01/06/99 ->		7.6231		
Eng. SR20DE	+alarm switch, 01/06/99 ->		7.6232		
All engines	-> 01/06/99, thread M16x1.5			7.1104	T20
All engines	01/06/99 ->, 01/07/99 ->			7.1165	T20

				ENGINE
2.0 16V	Petrol	85	06/96-07/02	SR20De, SR20DEL

Engine	Information	S10	T10	T20 - T23	T22 - T25
All engines	COL:black, spanner size 24, switch press. 0.2 bar	7.0042			
All engines	-> 01/06/99		7.6209		
Eng. SR20De	01/06/99 ->		7.6231	7.1165	T20
Eng. SR20De	+alarm switch, 01/06/99 ->		7.6232		
All engines	-> 01/06/99, thread M16x1.5			7.1104	T20

				ENGINE
2.0 16V	Petrol	96	09/96-07/02	SR20DE

Engine	Information	S10	T10	T20 - T23	T22 - T25
All engines	COL:black, spanner size 24, switch press. 0.2 bar	7.0042			
All engines	-> 01/06/99		7.6209		
All engines	01/07/99 ->		7.6231	7.1165	T20
All engines	-> 01/06/99, thread M16x1.5			7.1104	T20

S10	OIL PRESSURE WARNING LIGHT SWITCH	T10	REVERSING LIGHT SWITCH	T20	BRAKE LIGHT SWITCH
T22	SWITCH CLUTCH CONTROL (CRUISE CONTROL)	T23	SWITCH BRAKE ACTUATION (ENGINE TIMING)	T25	SWITCH CLUTCH CONTROL (ENGINE CONTROL)

FUNCTIONS ON THE VEHICLE

Vehicle	alim.	kW	Date	Engine	 S10	 T10	 T20 - T23	 T22 - T25
---------	-------	----	------	--------	---	---	--	---

ENGINE				
2.0 LPG	Petrol/ Petroleum Gas (LPG)	103	08/99-07/02	SR20DE

Engine	Information	S10	T10	T20 - T23	T22 - T25
All engines	COL:black, spanner size 24, switch press. 0.2 bar	7.0042			
All engines			7.6231	7.1165 T20	7.1265 T22

ENGINE				
2.0 LPG	Petrol/ Petroleum Gas (LPG)	96	06/96-07/02	SR20DE

Engine	Information	S10	T10	T20 - T23	T22 - T25
All engines	COL:black, spanner size 24, switch press. 0.2 bar	7.0042			
All engines	-> 01/06/99		7.6209		
All engines	01/07/99 ->		7.6231	7.1165 T20	
All engines	-> 01/06/99, thread M16x1.5			7.1104 T20	

ENGINE				
2.0 TD	Diesel	66	09/96-07/02	CD20T

Engine	Information	S10	T10	T20 - T23	T22 - T25
All engines	COL:black, spanner size 24, switch press. 0.2 bar	7.0042			
All engines			7.6209		
All engines	-> 01/06/99, thread M16x1.5			7.1104 T20	
All engines	01/07/99 ->			7.1165 T20	

PRIMERA III

ENGINE				
1.6	Petrol	78	03/02-08/08	QG16DE

Engine	Information	S10	T10	T20 - T23	T22 - T25
All engines	01/07/02 ->, COL:black, spanner size 24, switch press. 0.2 bar	7.0042			
All engines	-> 01/06/02	7.0166			
All engines			7.6231	7.1165 T20	

ENGINE				
1.6	Petrol	80	01/02-04/06	QG16DE

Engine	Information	S10	T10	T20 - T23	T22 - T25
All engines	01/07/02 ->, COL:black, spanner size 24, switch press. 0.2 bar	7.0042			
All engines	-> 01/06/02	7.0166			
All engines			7.6231		

ENGINE				
1.6 Visia	Petrol	80	01/02-04/06	QG16DE

Engine	Information	S10	T10	T20 - T23	T22 - T25
All engines	01/07/02 ->, COL:black, spanner size 24, switch press. 0.2 bar	7.0042			
All engines	-> 01/06/02	7.0166			
All engines			7.6231		

ENGINE				
1.8	Petrol	85	03/02-10/08	QG18DE

Engine	Information	S10	T10	T20 - T23	T22 - T25
All engines	COL:black, spanner size 24, switch press. 0.2 bar	7.0042			
All engines			7.6231	7.1202 T20	

ENGINE				
1.9 dCi	Diesel	85	08/02-10/07	F9Q

Engine	Information	S10	T10	T20 - T23	T22 - T25
All engines		7.0151	7.6231	7.1165 T20	

ENGINE				
1.9 dCi	Diesel	88	04/03->	F9Q

Engine	Information	S10	T10	T20 - T23	T22 - T25
All engines		7.0151	7.6231	7.1165 T20	

ENGINE				
2.0	Petrol	103	03/02->	QR20DE

Engine	Information	S10	T10	T20 - T23	T22 - T25
All engines		7.0166	7.6231	7.1265 T23	
All engines	-> 01/06/04, CVT, man 6 speed			7.1165 T20	
All engines	-> 01/08/06, 01/07/04 ->, 01/09/06 ->, CVT			7.1202 T20	

S10 OIL PRESSURE WARNING LIGHT SWITCH	T10 REVERSING LIGHT SWITCH	T20 BRAKE LIGHT SWITCH
T22 SWITCH CLUTCH CONTROL (CRUISE CONTROL)	T23 SWITCH BRAKE ACTUATION (ENGINE TIMING)	T25 SWITCH CLUTCH CONTROL (ENGINE CONTROL)

FUNCTIONS ON THE VEHICLE

Vehicle	alim.	kW	Date	Engine	 S10	 T10	 T20 - T23	 T22 - T25
---------	-------	----	------	--------	---	---	--	---

				ENGINE
2.2 dCi	Diesel	102	04/03->	YD22DDT

Engine	Information	S10	T10	T20 - T23	T22 - T25
All engines	COL:black, spanner size 24, switch press. 0.2 bar	7.0042			
All engines			7.6231	7.1165	T20

				ENGINE
2.2 Di	Diesel	93	03/02-05/07	YD22DDT

Engine	Information	S10	T10	T20 - T23	T22 - T25
All engines	COL:black, spanner size 24, switch press. 0.2 bar	7.0042			
All engines			7.6231	7.1165	T20

PULSAR

				ENGINE
1.2 DIG-T	Petrol	85	10/14->	HRA2DDT

Engine	Information	S10	T10	T20 - T23	T22 - T25
All engines	org. 05053R	7.0180			
All engines			7.6245	7.1265, 7.1282	T20, T23

				ENGINE
1.5 dCi	Diesel	81	10/14->	K9K

Engine	Information	S10	T10	T20 - T23	T22 - T25
All engines	Conn. nr. 1, switch press. 0.6 bar	7.0178			
All engines			7.6245	7.1265, 7.1282	T20, T23

				ENGINE
1.6 DIG-T	Petrol	140	02/15->	MR16DDT

Engine	Information	S10	T10	T20 - T23	T22 - T25
All engines			7.6245	7.1202, 7.1265	T20, T23
				7.1265	T22, T25

PULSAR NX

				ENGINE
1.6 [USA]	Petrol	0	01/86->	E16

Engine	Information	S10	T10	T20 - T23	T22 - T25
All engines		7.0042	7.6116	7.1304	T20

QASHQAI I

				ENGINE
1.5 dCi	Diesel	76	07/08-12/13	K9K

Engine	Information	S10	T10	T20 - T23	T22 - T25
All engines		7.0166	7.6231, 7.6245	7.1276	T20
					7.1265, 7.1276
All engines	Conn. nr. 1, switch press. 0.6 bar	7.0178			

				ENGINE
1.5 dCi	Diesel	78	02/07-12/13	K9K, K9K 732, K9K 764

Engine	Information	S10	T10	T20 - T23	T22 - T25
Eng. K9K		7.0166	7.6231	7.1276	T20
Eng. K9K 732, K9K 764		7.0178			
All engines			7.6245		
Eng. K9K 732, K9K 764	pole nr. 2			7.1265	T20
					7.1265
Eng. K9K 732, K9K 764	pole nr. 4			7.1282	T20
Eng. K9K 732, K9K 764	COL:brown, pole nr. 4				7.1276
					T22
Eng. K9K 732, K9K 764	COL:brown, COL:orange, pole nr. 4				7.1282
					T22

				ENGINE
1.5 dCi	Diesel	81	01/10-12/13	K9K

Engine	Information	S10	T10	T20 - T23	T22 - T25
All engines	Conn. nr. 1, switch press. 0.6 bar	7.0178			
All engines			7.6245		
All engines	+cruise control			7.1276	T20
All engines	-cruise control			7.1282	T20

				ENGINE
1.6	Petrol	84	02/07-12/13	HR16DE

Engine	Information	S10	T10	T20 - T23	T22 - T25
All engines		7.0166	7.6231, 7.6245	7.1165	T20
All engines	COL:black, pole nr. 2				7.1165
					T22
All engines	COL:black, pole nr. 4				7.1202
					T22
All engines	COL:brown, pole nr. 2				7.1265
					T22

S10	OIL PRESSURE WARNING LIGHT SWITCH	T10	REVERSING LIGHT SWITCH	T20	BRAKE LIGHT SWITCH
T22	SWITCH CLUTCH CONTROL (CRUISE CONTROL)	T23	SWITCH BRAKE ACTUATION (ENGINE TIMING)	T25	SWITCH CLUTCH CONTROL (ENGINE CONTROL)

FUNCTIONS ON THE VEHICLE

Vehicle	alim.	kW	Date	Engine	 S10	 T10	 T20 - T23	 T22 - T25
---------	-------	----	------	--------	---	---	--	---

ENGINE				
1.6	Petrol	84	02/07-12/13	HR16DE

Engine	Information	S10	T10	T20 - T23	T22 - T25
All engines	COL: brown, COL: orange, pole nr. 4				7.1282 T22

ENGINE				
1.6	Petrol	86	11/10-12/13	HR16DE

Engine	Information	S10	T10	T20 - T23	T22 - T25
All engines		7.0166	7.6231, 7.6245	7.1165 T20	
All engines	COL: black, pole nr. 2				7.1165 T22
All engines	COL: black, pole nr. 4				7.1202 T22
All engines	COL: brown, pole nr. 2				7.1265 T22
All engines	COL: brown, COL: orange, pole nr. 4				7.1282 T22

ENGINE				
1.6 dCi	Diesel	96	10/11-12/13	R9M

Engine	Information	S10	T10	T20 - T23	T22 - T25
All engines	COL: black, spanner size 24, switch press. 0.2 bar	7.0042			
All engines	Conn. nr. 1, switch press. 0.6 bar	7.0178			
All engines			7.6231	7.1165 T20	7.1265 T22

ENGINE				
1.6 dCi Trazione integrale	Diesel	96	10/11-12/13	R9M

Engine	Information	S10	T10	T20 - T23	T22 - T25
All engines	COL: black, spanner size 24, switch press. 0.2 bar	7.0042			
All engines	Conn. nr. 1, switch press. 0.6 bar	7.0178			
All engines			7.6231	7.1165, 7.1282 T20	7.1265 T22

ENGINE				
1.6 LPG	Petrol/ Petroleum Gas (LPG)	86	11/10-12/13	HR16DE

Engine	Information	S10	T10	T20 - T23	T22 - T25
All engines	-start-stop function	7.0166			
All engines			7.6245	7.1202, 7.1265 T20, T23	7.1265, 7.1282 T22, T25

ENGINE				
2.0	Petrol	102	02/07-12/13	MR20DE

Engine	Information	S10	T10	T20 - T23	T22 - T25
All engines		7.0166			
All engines	COL: light blue, pole nr. 2		7.6231		
All engines	COL: black, pole nr. 2		7.6232		7.1165 T22
All engines	COL: green, pole nr. 3		7.6245		
All engines	pole nr. 4			7.1202 T20	
All engines	pole nr. 2			7.1265 T20	
All engines	COL: black, pole nr. 4				7.1202 T22
All engines	COL: brown, pole nr. 2				7.1265 T22
All engines	COL: brown, COL: orange, pole nr. 4				7.1282 T22

ENGINE				
2.0	Petrol	104	02/07-12/13	MR20DE

Engine	Information	S10	T10	T20 - T23	T22 - T25
All engines		7.0166	7.6245		
All engines	man 6 speed, man.			7.1165 T20	
All engines	CVT, semiaut.			7.1202 T20	
All engines	COL: black, pole nr. 2				7.1165 T22
All engines	COL: black, pole nr. 4				7.1202 T22
All engines	COL: brown, pole nr. 2				7.1265 T22
All engines	COL: brown, COL: orange, pole nr. 4				7.1282 T22

ENGINE				
2.0 dCi	Diesel	110	02/07-12/13	M1D, M9R

Engine	Information	S10	T10	T20 - T23	T22 - T25
All engines	COL: black, see connection type, spanner size 24, switch press. 0.2 bar	7.0042			
Eng. M1D	see connection type	7.0178			
All engines	COL: light blue		7.6231		
Eng. M1D	COL: black		7.6232		

S10 OIL PRESSURE WARNING LIGHT SWITCH	T10 REVERSING LIGHT SWITCH	T20 BRAKE LIGHT SWITCH
T22 SWITCH CLUTCH CONTROL (CRUISE CONTROL)	T23 SWITCH BRAKE ACTUATION (ENGINE TIMING)	T25 SWITCH CLUTCH CONTROL (ENGINE CONTROL)

FUNCTIONS ON THE VEHICLE

Vehicle	alim.	kW	Date	Engine	 S10	 T10	 T20 - T23	 T22 - T25
---------	-------	----	------	--------	---	---	--	---

ENGINE				
2.0 dCi	Diesel	110	02/07-12/13	M1D, M9R

Engine	Information	S10	T10	T20 - T23	T22 - T25
Eng. M1D	pole nr. 2, see connection type			7.1165, 7.1265 T20	
All engines	COL:brown, pole nr. 4			7.1276 T20	7.1276 T22
Eng. M1D	COL:brown, COL:orange, pole nr. 4			7.1282 T20	
All engines	pole nr. 2, see connection type				7.1165, 7.1265 T22
All engines	COL:brown, COL:orange, pole nr. 4				7.1282 T22

ENGINE				
2.0 dCi Trazione integrale	Diesel	110	02/07-12/13	M1D, M9R

Engine	Information	S10	T10	T20 - T23	T22 - T25
All engines	COL:black, see connection type, spanner size 24, switch press. 0.2 bar	7.0042			
Eng. M1D	see connection type	7.0178			
All engines	COL:light blue		7.6231		
Eng. M1D	COL:black		7.6232		
Eng. M1D	pole nr. 2, see connection type			7.1165, 7.1265 T20	
Eng. M9R	CVT			7.1202 T20	
All engines	COL:brown, man., pole nr. 4			7.1276 T20	
Eng. M1D	COL:brown, COL:orange, pole nr. 4			7.1282 T20	
All engines	pole nr. 2, see connection type				7.1165, 7.1265 T22
All engines	COL:brown, pole nr. 4				7.1276 T22
All engines	COL:brown, COL:orange, pole nr. 4				7.1282 T22

ENGINE				
2.0 Trazione integrale	Petrol	102	02/07-12/13	MR20DE

Engine	Information	S10	T10	T20 - T23	T22 - T25
All engines		7.0166			
All engines	COL:light blue, pole nr. 2		7.6231		
All engines	COL:black, pole nr. 2		7.6232		7.1165 T22
All engines	COL:green, pole nr. 3		7.6245		
All engines	pole nr. 4			7.1202 T20	
All engines	pole nr. 2			7.1265 T20	
All engines	COL:black, pole nr. 4				7.1202 T22
All engines	COL:brown, pole nr. 2				7.1265 T22
All engines	COL:brown, COL:orange, pole nr. 4				7.1282 T22

ENGINE				
2.0 Trazione integrale	Petrol	104	02/07-12/13	MR20DE

Engine	Information	S10	T10	T20 - T23	T22 - T25
All engines		7.0166	7.6231		
All engines	man 6 speed, man.			7.1165 T20	
All engines	CVT, semiaut.			7.1202 T20	
All engines	COL:black, pole nr. 2				7.1165 T22
All engines	COL:black, pole nr. 4				7.1202 T22
All engines	COL:brown, pole nr. 2				7.1265 T22
All engines	COL:brown, COL:orange, pole nr. 4				7.1282 T22

QASHQAI II

ENGINE				
1.2 DIG-T	Petrol	85	11/13->	HSFT, HR12DDT, HRA2DDT

Engine	Information	S10	T10	T20 - T23	T22 - T25
All engines		7.0180	7.6245		7.1265 T22
Eng. HR12DDT	COL:black			7.1202 T20	
All engines	COL:brown			7.1282 T20	

ENGINE				
1.3 DIG-T	Petrol	103	08/18->	HR13DDT

Engine	Information	S10	T10	T20 - T23	T22 - T25
All engines		7.0180	7.6245	7.1282 T20	7.1265 T22
All engines	version 1				7.1265 T25

S10	OIL PRESSURE WARNING LIGHT SWITCH	T10	REVERSING LIGHT SWITCH	T20	BRAKE LIGHT SWITCH
T22	SWITCH CLUTCH CONTROL (CRUISE CONTROL)	T23	SWITCH BRAKE ACTUATION (ENGINE TIMING)	T25	SWITCH CLUTCH CONTROL (ENGINE CONTROL)

FUNCTIONS ON THE VEHICLE

Vehicle	alim.	kW	Date	Engine	 S10	 T10	 T20 - T23	 T22 - T25
---------	-------	----	------	--------	---	---	--	---

ENGINE				
1.3 DIG-T	Petrol	118	08/18->	HR13DDT

Engine	Information	S10	T10	T20 - T23	T22 - T25
All engines		7.0180	7.6245	7.1282 T20	7.1265 T22
All engines	version 1				7.1265 T25

ENGINE				
1.5 dCi	Diesel	81	11/13->	K9K 636, K9K 646

Engine	Information	S10	T10	T20 - T23	T22 - T25
All engines	Conn. nr. 1, switch press. 0.6 bar	7.0178			
All engines			7.6245	7.1282 T20	7.1265 T22

ENGINE				
1.5 dCi	Diesel	85	06/18->	K9K872

Engine	Information	S10	T10	T20 - T23	T22 - T25
All engines	Conn. nr. 1, switch press. 0.6 bar	7.0178			
All engines			7.6245	7.1282 T20	7.1265 T22
All engines	version 1				7.1265 T25

ENGINE				
1.6 dCi	Diesel	96	11/13->	R9M

Engine	Information	S10	T10	T20 - T23	T22 - T25
All engines	Conn. nr. 1, switch press. 0.6 bar	7.0178			
All engines			7.6231		7.1265 T22, T25
All engines	CVT			7.1202 T20	
All engines	man 6 speed			7.1282 T20	

ENGINE				
1.6 dCi ALL MODE 4x4-i	Diesel	96	11/13->	R9M

Engine	Information	S10	T10	T20 - T23	T22 - T25
All engines	Conn. nr. 1, switch press. 0.6 bar	7.0178			
All engines			7.6231	7.1282 T20	7.1265 T22

ENGINE				
1.6 DIG-T	Petrol	120	10/14->	MR16DDT

Engine	Information	S10	T10	T20 - T23	T22 - T25
All engines			7.6245	7.1202, 7.1265 T20, T23	7.1265 T22

ENGINE				
2.0	Petrol	106	06/14->	MR20DD

Engine	Information	S10	T10	T20 - T23	T22 - T25
All engines			7.6245	7.1202, 7.1265 T20, T23	7.1265 T22, T25

ENGINE				
2.0 ALL MODE 4x4-i	Petrol	106	10/15->	MR20DD

Engine	Information	S10	T10	T20 - T23	T22 - T25
All engines				7.1202, 7.1265 T20, T23	

QASHQAI+2

ENGINE				
2.0	Petrol	103	01/10-04/14	MR20DE

Engine	Information	S10	T10	T20 - T23	T22 - T25
All engines		7.0166	7.6245	7.1202, 7.1265 T20, T23	7.1265 T22

QX

ENGINE				
2.0	Petrol	103	01/00-10/01	VQ20DE

Engine	Information	S10	T10	T20 - T23	T22 - T25
All engines	COL:black, spanner size 24, switch press. 0.2 bar	7.0042			
All engines				7.1165 T20	

SENTRA III

ENGINE				
1.6i [USA]	Petrol	0	01/90-12/92	GA16DE

Engine	Information	S10	T10	T20 - T23	T22 - T25
All engines		7.0042		7.1304 T20	
All engines	3 Speed		7.6116, 7.6140		

S10 OIL PRESSURE WARNING LIGHT SWITCH	T10 REVERSING LIGHT SWITCH	T20 BRAKE LIGHT SWITCH
T22 SWITCH CLUTCH CONTROL (CRUISE CONTROL)	T23 SWITCH BRAKE ACTUATION (ENGINE TIMING)	T25 SWITCH CLUTCH CONTROL (ENGINE CONTROL)

FUNCTIONS ON THE VEHICLE

Vehicle	alim.	kW	Date	Engine	 S10	 T10	 T20 - T23	 T22 - T25
---------	-------	----	------	--------	---	---	--	---

				ENGINE
2.0i [USA]	Petrol	0	01/90->	SR20DE

Engine	Information	S10	T10	T20 - T23	T22 - T25
All engines		7.0042		7.1304 T20	
All engines	L= 380 mm		7.6140		

				ENGINE
1.6	Petrol	86	08/14->	HR16DE

Engine	Information	S10	T10	T20 - T23	T22 - T25
All engines			7.6245	7.1202, 7.1265 T20, T23	7.1265 T22

				ENGINE
1.6 DIG-T	Petrol	0	07/12->	MR16DDT

Engine	Information	S10	T10	T20 - T23	T22 - T25
All engines	pole nr. 4			7.1202 T20	
All engines	pole nr. 2			7.1265 T20	

				ENGINE
1.6 i	Petrol	0	07/12->	HR16DE

Engine	Information	S10	T10	T20 - T23	T22 - T25
All engines			7.6245	7.1202 T20	7.1265 T22

				ENGINE
1.8	Petrol	96	08/12->	MRA8DE

Engine	Information	S10	T10	T20 - T23	T22 - T25
All engines			7.6245		

				ENGINE
1.8 [TWN]	Petrol	0	08/13->	MRA8DE

Engine	Information	S10	T10	T20 - T23	T22 - T25
All engines	pole nr. 4			7.1202 T20	
All engines	pole nr. 2			7.1265 T20	

				ENGINE
1.8 i	Petrol	0	07/12->	MRA8DE

Engine	Information	S10	T10	T20 - T23	T22 - T25
All engines			7.6245		7.1265 T22
All engines	pole nr. 4			7.1202 T20	
All engines	pole nr. 2			7.1265 T20	

				ENGINE
2.0	Petrol	0	09/12->	MR20DE

Engine	Information	S10	T10	T20 - T23	T22 - T25
All engines	pole nr. 1	7.0166			
All engines			7.6245		

				ENGINE
1.6	Petrol	71	02/93-09/01	GA16DE

Engine	Information	S10	T10	T20 - T23	T22 - T25
All engines		7.0042	7.6115	7.1304 T20	

				ENGINE
1.6	Petrol	75	10/94-08/00	GA16DE

Engine	Information	S10	T10	T20 - T23	T22 - T25
All engines		7.0042	7.6115	7.1304 T20	

				ENGINE
2.0	Petrol	93	11/92-09/01	SR20DE

Engine	Information	S10	T10	T20 - T23	T22 - T25
All engines		7.0042	7.6115	7.1304 T20	

				ENGINE
2.0 D	Diesel	49	11/92-09/01	LD20

Engine	Information	S10	T10	T20 - T23	T22 - T25
All engines		7.0042	7.6115	7.1304 T20	

				ENGINE
2.3 D	Diesel	55	01/95-09/01	LD23

Engine	Information	S10	T10	T20 - T23	T22 - T25
All engines		7.0042	7.6115	7.1304 T20	

S10 OIL PRESSURE WARNING LIGHT SWITCH	T10 REVERSING LIGHT SWITCH	T20 BRAKE LIGHT SWITCH
T22 SWITCH CLUTCH CONTROL (CRUISE CONTROL)	T23 SWITCH BRAKE ACTUATION (ENGINE TIMING)	T25 SWITCH CLUTCH CONTROL (ENGINE CONTROL)

FUNCTIONS ON THE VEHICLE

Vehicle	alim.	kW	Date	Engine				
					S10	T10	T20 - T23	T22 - T25

STANZA

				ENGINE
2.4i (USA)	Petrol	0	01/92->	KA24DE

Engine	Information	S10	T10	T20 - T23	T22 - T25
All engines		7.0042		7.1304 T20	

SUNNY I

				ENGINE
1.5	Petrol	55	03/82-10/86	E15S

Engine	Information	S10	T10	T20 - T23	T22 - T25
All engines	-> 01/02/84	7.0015			
All engines	01/02/84 ->	7.0042			

SUNNY II

				ENGINE
1.0 L	Petrol	37	07/86-09/90	E10S

Engine	Information	S10	T10	T20 - T23	T22 - T25
All engines		7.0042		7.1052 T20	

				ENGINE
1.3	Petrol	44	06/86-10/91	E13S

Engine	Information	S10	T10	T20 - T23	T22 - T25
All engines		7.0042		7.1052 T20	

				ENGINE
1.4 LX	Petrol	55	10/88-08/91	GA14S

Engine	Information	S10	T10	T20 - T23	T22 - T25
All engines		7.0042		7.1052 T20	

				ENGINE
1.5	Petrol	52	06/86-10/88	E15S

Engine	Information	S10	T10	T20 - T23	T22 - T25
All engines		7.0042		7.1052 T20	

				ENGINE
1.6	Petrol	62	06/86-10/88	E16S

Engine	Information	S10	T10	T20 - T23	T22 - T25
All engines		7.0042		7.1052 T20	

				ENGINE
1.6 12V	Petrol	66	10/88-09/90	GA16S

Engine	Information	S10	T10	T20 - T23	T22 - T25
All engines		7.0042		7.1052 T20	

				ENGINE
1.6 4x4	Petrol	66	07/86-10/88	GA16S

Engine	Information	S10	T10	T20 - T23	T22 - T25
All engines		7.0042		7.1052 T20	

				ENGINE
1.6 i	Petrol	54	06/86-10/90	E16i

Engine	Information	S10	T10	T20 - T23	T22 - T25
All engines		7.0042		7.1052 T20	

				ENGINE
1.6 i 12V	Petrol	66	06/86-06/91	GA16i

Engine	Information	S10	T10	T20 - T23	T22 - T25
All engines		7.0042		7.1052 T20	

				ENGINE
1.6 i 4x4	Petrol	54	06/86-10/90	E16i

Engine	Information	S10	T10	T20 - T23	T22 - T25
All engines		7.0042		7.1052 T20	

				ENGINE
1.7 D	Diesel	40	06/86-01/91	CD17

Engine	Information	S10	T10	T20 - T23	T22 - T25
All engines		7.0042		7.1052 T20	

				ENGINE
1.8 GTI 16V	Petrol	92	01/89-06/91	CA18D

Engine	Information	S10	T10	T20 - T23	T22 - T25
All engines		7.0042		7.1052 T20	

S10 OIL PRESSURE WARNING LIGHT SWITCH	T10 REVERSING LIGHT SWITCH	T20 BRAKE LIGHT SWITCH
T22 SWITCH CLUTCH CONTROL (CRUISE CONTROL)	T23 SWITCH BRAKE ACTUATION (ENGINE TIMING)	T25 SWITCH CLUTCH CONTROL (ENGINE CONTROL)

FUNCTIONS ON THE VEHICLE

Vehicle	alim.	kW	Date	Engine	 S10	 T10	 T20 - T23	 T22 - T25
---------	-------	----	------	--------	---	---	--	---

SUNNY III

				ENGINE				
1.4	Petrol	60	10/90-06/95	GA14DS				
Engine		Information			S10	T10	T20 - T23	T22 - T25
All engines					7.0042	7.6116	7.1304 T20	
1.4 i	Petrol	55	10/90-05/95	GA14DE, GA14DS				
Engine		Information			S10	T10	T20 - T23	T22 - T25
Eng. GA14DS					7.0042			
All engines					7.6116	7.1304	T20	
1.4 i 16V	Petrol	64	10/90-06/95	GA14DE				
Engine		Information			S10	T10	T20 - T23	T22 - T25
All engines					7.6116	7.1304	T20	
1.6 16V 4x4	Petrol	66	11/90-05/95	GA16DS				
Engine		Information			S10	T10	T20 - T23	T22 - T25
All engines					7.0042	7.6140	7.1304 T20	7.1304 T22
1.6 i	Petrol	66	10/90-03/00	GA16DE, GA16DS				
Engine		Information			S10	T10	T20 - T23	T22 - T25
All engines					7.0042	7.6140		7.1304 T22
All engines		-> 01/10/92					7.1304 T20	
1.6 i	Petrol	82	10/90-05/95	GA16DE				
Engine		Information			S10	T10	T20 - T23	T22 - T25
All engines					7.6140	7.1304	T20	
1.6 i 16V	Petrol	75	10/92-05/95	GA16DE				
Engine		Information			S10	T10	T20 - T23	T22 - T25
All engines					7.6140	7.1304	T20	
1.6 i 16V 4WD	Petrol	66	10/90-05/95	GA16DS				
Engine		Information			S10	T10	T20 - T23	T22 - T25
All engines					7.0042	7.6140	7.1304 T20	
1.6 i 16V 4WD	Petrol	75	10/92-06/95	GA16DE				
Engine		Information			S10	T10	T20 - T23	T22 - T25
All engines					7.0042	7.6140	7.1304 T20	
1.6 i 16V 4x4	Petrol	75	10/92-03/00	GA16DE				
Engine		Information			S10	T10	T20 - T23	T22 - T25
All engines					7.0042	7.6140	7.1304 T20	
1.6 SR 4WD	Petrol	66	01/92-06/95	GA16DEL				
Engine		Information			S10	T10	T20 - T23	T22 - T25
All engines							7.1304 T20	
2.0 D	Diesel	55	10/90-03/00	CD20				
Engine		Information			S10	T10	T20 - T23	T22 - T25
All engines					7.0042	7.6140	7.1304 T20	7.1304 T22
2.0 GTI 16V	Petrol	105	10/90-05/95	SR20DE				
Engine		Information			S10	T10	T20 - T23	T22 - T25
All engines					7.6140	7.1304	T20	
2.0 GTI-R 4x4	Petrol	162	10/90-05/95	SR20DET				
Engine		Information			S10	T10	T20 - T23	T22 - T25
All engines					7.0042		7.1304 T20	

S10	OIL PRESSURE WARNING LIGHT SWITCH	T10	REVERSING LIGHT SWITCH	T20	BRAKE LIGHT SWITCH
T22	SWITCH CLUTCH CONTROL (CRUISE CONTROL)	T23	SWITCH BRAKE ACTUATION (ENGINE TIMING)	T25	SWITCH CLUTCH CONTROL (ENGINE CONTROL)

Vehicle	alim.	kW	Date	Engine	 S10	 T10	 T20 - T23	 T22 - T25
---------	-------	----	------	--------	---	---	--	---

SUNNY IV

				ENGINE
1.5	Petrol	73	01/11->	HR15DE

Engine	Information	S10	T10	T20 - T23	T22 - T25
All engines		7.0166	7.6245		
All engines	-> 15/12/13, pole nr. 2			7.1165	T20
All engines	-> 15/12/13, pole nr. 4			7.1202	T20

SYLPHY III

				ENGINE
1.6	Petrol	85	08/12->	HR16DE

Engine	Information	S10	T10	T20 - T23	T22 - T25
All engines			7.6245	7.1202	T20

				ENGINE
1.6 DIG-T	Petrol	0	07/12->	MR16DDT

Engine	Information	S10	T10	T20 - T23	T22 - T25
All engines	pole nr. 4			7.1202	T20
All engines	pole nr. 2			7.1265	T20

				ENGINE
1.8	Petrol	96	08/12->	MRA8DE

Engine	Information	S10	T10	T20 - T23	T22 - T25
All engines			7.6245		7.1265 T22
All engines	pole nr. 4			7.1202	T20
All engines	pole nr. 2			7.1265	T20

TEANA

				ENGINE
2.5	Petrol	123	03/10-01/13	QR25DE

Engine	Information	S10	T10	T20 - T23	T22 - T25
All engines				7.1202	T20

				ENGINE
2.5 [ExtraEU]	Petrol	123	03/10-01/13	QR25DE

Engine	Information	S10	T10	T20 - T23	T22 - T25
All engines				7.1202	T20

				ENGINE
3.5 CVTC	Petrol	183	01/14->	VQ35DE

Engine	Information	S10	T10	T20 - T23	T22 - T25
All engines				7.1202, 7.1265	T20, T23

TEANA I

				ENGINE
2.0	Petrol	103	10/03-06/08	QR20DE

Engine	Information	S10	T10	T20 - T23	T22 - T25
All engines		7.0166		7.1202	T20

				ENGINE
2.3	Petrol	127	10/03-06/08	VQ23DE

Engine	Information	S10	T10	T20 - T23	T22 - T25
All engines		7.0042			
All engines	pole nr. 4			7.1202	T20
All engines	pole nr. 2			7.1265	T20

				ENGINE
3.5	Petrol	170	10/03-06/08	VQ35DE

Engine	Information	S10	T10	T20 - T23	T22 - T25
All engines		7.0042			
All engines	pole nr. 4			7.1202	T20
All engines	pole nr. 2			7.1265	T20

TEANA II

				ENGINE
2.5	Petrol	134	07/08-09/13	VQ25DE

Engine	Information	S10	T10	T20 - T23	T22 - T25
All engines		7.0166		7.1202	T20

S10	OIL PRESSURE WARNING LIGHT SWITCH	T10	REVERSING LIGHT SWITCH	T20	BRAKE LIGHT SWITCH
T22	SWITCH CLUTCH CONTROL (CRUISE CONTROL)	T23	SWITCH BRAKE ACTUATION (ENGINE TIMING)	T25	SWITCH CLUTCH CONTROL (ENGINE CONTROL)

				FUNCTIONS ON THE VEHICLE				
Vehicle	alim.	kW	Date	Engine	 S10	 T10	 T20 - T23	 T22 - T25
ENGINE								
3.5	Petrol	183	07/08-09/13	VQ35DE				
ENGINE					S10	T10	T20 - T23	T22 - T25
All engines					7.0166		7.1202 T20	
TEANA III								
2.0	Petrol	100	09/13->	MR20DE				
ENGINE					S10	T10	T20 - T23	T22 - T25
All engines							7.1202 T20	
All engines							7.1265 T20	
ENGINE								
2.5	Petrol	127	09/13->	QR25DE				
ENGINE					S10	T10	T20 - T23	T22 - T25
All engines							7.1202, 7.1265 T20, T23	
ENGINE								
3.5	Petrol	0	01/14->	VQ35DE				
ENGINE					S10	T10	T20 - T23	T22 - T25
All engines							7.1202 T20	
All engines							7.1265 T20	
TERRANO								
1.6	Petrol	75	03/14-11/15	K4M606, K4M690				
ENGINE					S10	T10	T20 - T23	T22 - T25
All engines					7.0178			
All engines						7.6245		
ENGINE								
1.6	Petrol	84	12/15->	H4M				
ENGINE					S10	T10	T20 - T23	T22 - T25
All engines					7.0180			
All engines						7.6245		
All engines						7.6271		
ENGINE								
2.0	Petrol	98	03/14-11/15	F4R				
ENGINE					S10	T10	T20 - T23	T22 - T25
All engines					7.0178			
All engines						7.6245		
TERRANO I								
2.4 i 4WD	Petrol	76	10/87-02/93	Z24i				
ENGINE					S10	T10	T20 - T23	T22 - T25
All engines					7.0042	7.6115	7.1304 T20	
ENGINE								
3.0 4x4	Petrol	95	07/86-08/89	VG30I				
ENGINE					S10	T10	T20 - T23	T22 - T25
All engines					7.0042		7.1304 T20	
All engines						7.6115		
All engines						7.6116		
ENGINE								
3.0 i 4WD	Petrol	109	01/90-12/95	VG30E				
ENGINE					S10	T10	T20 - T23	T22 - T25
All engines					7.0042	7.6115	7.1304 T20	
TERRANO II								
2.4 4WD	Petrol	85	05/96-01/02	KA24E				
ENGINE					S10	T10	T20 - T23	T22 - T25
All engines					7.0042			
All engines					7.0160			
All engines						7.6115	7.1304 T20	

S10 OIL PRESSURE WARNING LIGHT SWITCH	T10 REVERSING LIGHT SWITCH	T20 BRAKE LIGHT SWITCH
T22 SWITCH CLUTCH CONTROL (CRUISE CONTROL)	T23 SWITCH BRAKE ACTUATION (ENGINE TIMING)	T25 SWITCH CLUTCH CONTROL (ENGINE CONTROL)

Vehicle	alim.	kW	Date	Engine	 S10	 T10	 T20 - T23	 T22 - T25
---------	-------	----	------	--------	---	---	--	---

				ENGINE
2.4 4WD	Petrol	87	05/96-09/07	KA24E

Engine	Information	S10	T10	T20 - T23	T22 - T25
All engines	-> 01/02/04	7.0042			
All engines	01/02/04 ->	7.0160			
All engines			7.6115	7.1304	T20

				ENGINE
2.4 i 12V 4WD	Petrol	91	02/93-12/97	KA24E

Engine	Information	S10	T10	T20 - T23	T22 - T25
All engines	-> 01/02/04	7.0042			
All engines	01/02/04 ->	7.0160			
All engines			7.6115	7.1304	T20

				ENGINE
2.7 TD 4WD	Diesel	74	02/93-01/02	TD27T

Engine	Information	S10	T10	T20 - T23	T22 - T25
All engines		7.0042	7.6115	7.1304	T20

				ENGINE
2.7 TDi 4WD	Diesel	92	05/96-09/07	TD27Ti

Engine	Information	S10	T10	T20 - T23	T22 - T25
All engines	-> 01/07/02	7.0042			
All engines	01/07/02 ->	7.0161			
All engines			7.6115	7.1304	T20

				ENGINE
3.0 Di 4WD	Diesel	113	05/02-09/07	ZD30

Engine	Information	S10	T10	T20 - T23	T22 - T25
All engines	press. 0, 20 bar	7.0042			
All engines	press. 2, 50 bar	7.0160			
All engines			7.6115	7.1304	T20

				ENGINE
3.3	Petrol	125	10/92-12/04	VG33E

Engine	Information	S10	T10	T20 - T23	T22 - T25
All engines		7.0042	7.6115	7.1304	T20

				ENGINE
3.3 4WD	Petrol	125	10/92-10/97	VG33E

Engine	Information	S10	T10	T20 - T23	T22 - T25
All engines		7.0042	7.6115	7.1304	T20

				ENGINE
3.5 4WD	Petrol	177	10/94-06/03	VQ35DE

Engine	Information	S10	T10	T20 - T23	T22 - T25
All engines	-> 01/09/01	7.0042			
All engines	01/09/01 ->	7.0166			
All engines	01/08/02 ->			7.1202	T20
All engines	+cruise control, 01/08/02 ->			7.1265	T20
All engines	-> 01/08/02			7.1304	T20

TERRANO III

				ENGINE
1.6	Petrol	75	03/14->	K4M606, K4M690

Engine	Information	S10	T10	T20 - T23	T22 - T25
All engines		7.0181			
All engines	t.tnr. 379		7.6245		
All engines	t.tnr. 187		7.6271		

				ENGINE
1.6	Petrol	76	03/14->	K4M





Engine	Information	S10	T10	T20 - T23	T22 - T25
All engines		7.0181	7.6271		

				ENGINE
1.6	Petrol	77	09/13->	K4M

Engine	Information	S10	T10	T20 - T23	T22 - T25
All engines		7.0181	7.6271		

S10 OIL PRESSURE WARNING LIGHT SWITCH	T10 REVERSING LIGHT SWITCH	T20 BRAKE LIGHT SWITCH
T22 SWITCH CLUTCH CONTROL (CRUISE CONTROL)	T23 SWITCH BRAKE ACTUATION (ENGINE TIMING)	T25 SWITCH CLUTCH CONTROL (ENGINE CONTROL)

FUNCTIONS ON THE VEHICLE

Vehicle	alim.	kW	Date	Engine	 S10	 T10	 T20 - T23	 T22 - T25
ENGINE								
2.0	Petrol	0	09/13->	F4R				
Engine Information					S10	T10	T20 - T23	T22 - T25
All engines					7.0178	7.6245		
ENGINE								
2.0	Petrol	98	03/14->	F4R				
Engine Information					S10	T10	T20 - T23	T22 - T25
All engines					7.0178			
Conn. nr. 1, switch press. 0.6 bar								
ENGINE								
2.0 4x4	Petrol	105	12/15->	F4R				
Engine Information					S10	T10	T20 - T23	T22 - T25
All engines					7.0178			
Conn. nr. 1, switch press. 0.6 bar								
All engines						7.6245		
t.tnr. 379								
All engines						7.6271		
t.tnr. 187								
TIIDA I								
ENGINE								
1.5 dCi	Diesel	76	01/07-06/13	K9K, K9K 772				
Engine Information					S10	T10	T20 - T23	T22 - T25
Eng. K9K					7.0166			
Eng. K9K 772					7.0178			7.1265 T22
All engines						7.6245		
Eng. K9K 772							7.1265 T20	
pole nr. 2								
All engines							7.1276 T20	
pole nr. 4								
ENGINE								
1.5 dCi	Diesel	78	09/07-12/12	K9K, K9K 278				
Engine Information					S10	T10	T20 - T23	T22 - T25
Eng. K9K					7.0166		7.1265 T23	
All engines					7.0178			
Conn. nr. 1, switch press. 0.6 bar								
All engines						7.6245		7.1265 T22
Eng. K9K 278							7.1265 T20	
pole nr. 2								
All engines							7.1276 T20	
pole nr. 4								
ENGINE								
1.6	Petrol	81	09/07-12/12	HR16DE				
Engine Information					S10	T10	T20 - T23	T22 - T25
All engines					7.0166	7.6245		7.1265 T22
All engines							7.1165 T20	
man.								
All engines							7.1202 T20	
aut.								
ENGINE								
1.6 CVTC	Petrol	86	01/15->	HR16DE				
Engine Information					S10	T10	T20 - T23	T22 - T25
All engines						7.6245	7.1202, 7.1265 T20, T23	7.1265 T22, T25
ENGINE								
1.8	Petrol	78	01/07-06/11	MR18DE				
Engine Information					S10	T10	T20 - T23	T22 - T25
All engines					7.0166	7.6245		7.1265 T22
All engines							7.1165 T20	
man., see connection type								
All engines							7.1202 T20	
aut.								
All engines							7.1265 T20	
see connection type								
ENGINE								
1.8	Petrol	93	05/04-12/12	MR18DE				
Engine Information					S10	T10	T20 - T23	T22 - T25
All engines					7.0166	7.6245		7.1265 T22
All engines							7.1165, 7.1265 T20	
see connection type								
ENGINE								
1.8 [ExtraEU]	Petrol	78	01/07-06/11	MR18DE				
Engine Information					S10	T10	T20 - T23	T22 - T25
All engines					7.0166	7.6245		
All engines							7.1165 T20	
man.								
All engines							7.1202 T20	
aut.								

S10	OIL PRESSURE WARNING LIGHT SWITCH	T10	REVERSING LIGHT SWITCH	T20	BRAKE LIGHT SWITCH
T22	SWITCH CLUTCH CONTROL (CRUISE CONTROL)	T23	SWITCH BRAKE ACTUATION (ENGINE TIMING)	T25	SWITCH CLUTCH CONTROL (ENGINE CONTROL)

Vehicle	alim.	kW	Date	Engine				
					S10	T10	T20 - T23	T22 - T25

TIIDA II

1.6	Petrol	140	02/13->	ENGINE MR16DDT
-----	--------	-----	---------	-------------------

Engine	Information	S10	T10	T20 - T23	T22 - T25
All engines	-model C12W		7.6245		
All engines	-model C12W, pole nr. 2			7.1165 T20	
All engines	pole nr. 4			7.1202 T20	
All engines					7.1276 T22

1.6	Petrol	85	08/11->	ENGINE HR16DE
-----	--------	----	---------	------------------

Engine	Information	S10	T10	T20 - T23	T22 - T25
All engines			7.6245		7.1276 T22
All engines	pole nr. 2, see connection type			7.1165, 7.1265 T20	
All engines	pole nr. 4			7.1202 T20	

1.6 [RUS]	Petrol	0	01/15->	ENGINE HR16DE
-----------	--------	---	---------	------------------

Engine	Information	S10	T10	T20 - T23	T22 - T25
All engines			7.6245		7.1265 T22
All engines	pole nr. 4			7.1202 T20	
All engines	pole nr. 2			7.1265 T20	

1.6 DIG-T	Petrol	0	08/11->	ENGINE MR16DDT
-----------	--------	---	---------	-------------------

Engine	Information	S10	T10	T20 - T23	T22 - T25
All engines	-model C12W		7.6245		
All engines	-model C12W, pole nr. 2			7.1165 T20	
All engines	pole nr. 4			7.1202 T20	
All engines					7.1276 T22

1.8	Petrol	96	08/12->	ENGINE MRA8DE
-----	--------	----	---------	------------------

Engine	Information	S10	T10	T20 - T23	T22 - T25
All engines	pole nr. 4			7.1202 T20	
All engines	pole nr. 2			7.1265 T20	

TRADE

100	Diesel	78	01/96-12/98	ENGINE BD-30Ti
-----	--------	----	-------------	-------------------

Engine	Information	S10	T10	T20 - T23	T22 - T25
All engines	COL:black, spanner size 24, switch press. 0.2 bar	7.0042			

2.0 D	Diesel	41	11/86-03/93	ENGINE LD20E
-------	--------	----	-------------	-----------------

Engine	Information	S10	T10	T20 - T23	T22 - T25
All engines		7.0015			

2.0 D	Diesel	49	04/93-10/98	ENGINE LD20
-------	--------	----	-------------	----------------

Engine	Information	S10	T10	T20 - T23	T22 - T25
All engines		7.0015			

2.3	Diesel	55	06/96-05/01	ENGINE LD23
-----	--------	----	-------------	----------------

Engine	Information	S10	T10	T20 - T23	T22 - T25
All engines	COL:black, spanner size 24, switch press. 0.2 bar	7.0042			



2.3 D	Diesel	55	06/96->	ENGINE LD23
-------	--------	----	---------	----------------

Engine	Information	S10	T10	T20 - T23	T22 - T25
All engines	COL:black, spanner size 24, switch press. 0.2 bar	7.0042			
All engines	without cable			7.1304 T20	
All engines	01/05/01 ->				7.1304 T22

2.7 TD	Diesel	73	11/98-09/04	ENGINE TD27T
--------	--------	----	-------------	-----------------

Engine	Information	S10	T10	T20 - T23	T22 - T25
All engines		7.0042		7.1304 T20	
All engines	01/05/01 ->				7.1304 T22

S10 OIL PRESSURE WARNING LIGHT SWITCH	T10 REVERSING LIGHT SWITCH	T20 BRAKE LIGHT SWITCH
T22 SWITCH CLUTCH CONTROL (CRUISE CONTROL)	T23 SWITCH BRAKE ACTUATION (ENGINE TIMING)	T25 SWITCH CLUTCH CONTROL (ENGINE CONTROL)

				FUNCTIONS ON THE VEHICLE				
Vehicle	alim.	kW	Date	Engine	 S10	 T10	 T20 - T23	 T22 - T25
				ENGINE				
2.8 D	Diesel	0	12/86-06/94	A428				
				ENGINE				
Engine		Information		S10	T10	T20 - T23	T22 - T25	
All engines				7.0017				
				ENGINE				
3.0 D	Diesel	63	04/93-12/98	BD30, BD30II				
				ENGINE				
Engine		Information		S10	T10	T20 - T23	T22 - T25	
All engines				7.0042				
				ENGINE				
3.0 D	Diesel	78	01/96->	BD-30Ti				
				ENGINE				
Engine		Information		S10	T10	T20 - T23	T22 - T25	
All engines		COL:black, spanner size 24, switch press. 0.2 bar		7.0042				
				ENGINE				
3.0 TD	Diesel	78	04/93->	BD-30Ti				
				ENGINE				
Engine		Information		S10	T10	T20 - T23	T22 - T25	
All engines				7.0042				
				ENGINE				
3.0 TD	Diesel	81	11/98-09/04	BD-30Ti				
				ENGINE				
Engine		Information		S10	T10	T20 - T23	T22 - T25	
All engines		COL:black, spanner size 24, switch press. 0.2 bar		7.0042				
				ENGINE				
3.0 TDiC	Diesel	78	06/96-10/01	BD-30Ti				
				ENGINE				
Engine		Information		S10	T10	T20 - T23	T22 - T25	
All engines		COL:black, spanner size 24, switch press. 0.2 bar		7.0042				
				ENGINE				
75	Diesel	55	05/97-12/00	LD23				
				ENGINE				
Engine		Information		S10	T10	T20 - T23	T22 - T25	
All engines		COL:black, spanner size 24, switch press. 0.2 bar		7.0042				
				ENGINE				
				ENGINE				
2.0	Petrol	64	05/87-05/97	Z20				
				ENGINE				
Engine		Information		S10	T10	T20 - T23	T22 - T25	
All engines				7.0015		7.1052 T20		
				ENGINE				
2.3 D	Diesel	51	01/88-05/97	TD23				
				ENGINE				
Engine		Information		S10	T10	T20 - T23	T22 - T25	
All engines				7.0015		7.1052 T20		
				ENGINE				
2.4 i	Petrol	74	05/89-09/93	Z24i				
				ENGINE				
Engine		Information		S10	T10	T20 - T23	T22 - T25	
All engines				7.0015		7.1304 T20		
				ENGINE				
2.5 D	Diesel	59	12/88-05/97	TD25				
				ENGINE				
Engine		Information		S10	T10	T20 - T23	T22 - T25	
All engines				7.0015		7.1052 T20		
				ENGINE				
				ENGINE				
2.4 [USA]	Petrol	0	01/86-12/89	Z24i				
				ENGINE				
Engine		Information		S10	T10	T20 - T23	T22 - T25	
All engines				7.0042	7.6115			
				ENGINE				
				ENGINE				
1.6	Petrol	71	09/94-05/01	GA16DE				
				ENGINE				
Engine		Information		S10	T10	T20 - T23	T22 - T25	
All engines		COL:black, spanner size 24, switch press. 0.2 bar		7.0042				
All engines					7.6115			
All engines		spanner size 14, thread M10x1.25				7.1304 T20		
				ENGINE				
1.6	Petrol	72	01/96-05/01	GA16DE				
				ENGINE				
Engine		Information		S10	T10	T20 - T23	T22 - T25	
All engines		COL:black, spanner size 24, switch press. 0.2 bar		7.0042				

S10 OIL PRESSURE WARNING LIGHT SWITCH	T10 REVERSING LIGHT SWITCH	T20 BRAKE LIGHT SWITCH
T22 SWITCH CLUTCH CONTROL (CRUISE CONTROL)	T23 SWITCH BRAKE ACTUATION (ENGINE TIMING)	T25 SWITCH CLUTCH CONTROL (ENGINE CONTROL)

FUNCTIONS ON THE VEHICLE

Vehicle	alim.	kW	Date	Engine	 S10	 T10	 T20 - T23	 T22 - T25
---------	-------	----	------	--------	---	---	--	---

				ENGINE
1.6	Petrol	72	01/96-05/01	GA16DE

Engine	Information	S10	T10	T20 - T23	T22 - T25
All engines			7.6115		
All engines	spanner size 14, thread M10x1.25			7.1304	T20

				ENGINE
2.3	Diesel	55	09/94-05/02	LD23

Engine	Information	S10	T10	T20 - T23	T22 - T25
All engines	COL:black, spanner size 24, switch press. 0.2 bar	7.0042			
All engines			7.6115		
All engines	spanner size 14, thread M10x1.25			7.1304	T20

VANETTE I

				ENGINE
1.5	Petrol	51	01/83-12/87	A15

Engine	Information	S10	T10	T20 - T23	T22 - T25
All engines				7.1028	T20

VANETTE II

				ENGINE
1.5	Petrol	51	10/86-12/95	A15S

Engine	Information	S10	T10	T20 - T23	T22 - T25
All engines				7.1028	T20

				ENGINE
1.5	Petrol	55	04/87-11/94	A15

Engine	Information	S10	T10	T20 - T23	T22 - T25
All engines	press. 0, 40 bar	7.0015			
All engines	press. 0, 20 bar	7.0042			

				ENGINE
2.0 D	Diesel	47	10/86-12/95	LD20

Engine	Information	S10	T10	T20 - T23	T22 - T25
All engines		7.0042			

				ENGINE
2.0 D	Diesel	49	10/86-12/95	LD20, LD20II

Engine	Information	S10	T10	T20 - T23	T22 - T25
All engines		7.0042			

VANETTE III

				ENGINE
1.6	Petrol	75	09/94-05/01	GA16DE

Engine	Information	S10	T10	T20 - T23	T22 - T25
All engines	COL:black, spanner size 24, switch press. 0.2 bar	7.0042			
All engines			7.6115		
All engines	spanner size 14, thread M10x1.25			7.1304	T20

VERSA

				ENGINE
1.6 CVTC [ExtraEU]	Petrol	81	01/09-06/13	HR16DE

Engine	Information	S10	T10	T20 - T23	T22 - T25
All engines		7.0166	7.6245	7.1265	T23 7.1265 T22
All engines	man 5 speed			7.1165	T20
All engines	aut 4 speed, CVT			7.1202	T20

				ENGINE
1.6 FlexFuel	Petrol/ Ethanol	82	01/11-06/13	HR16DE

Engine	Information	S10	T10	T20 - T23	T22 - T25
All engines		7.0166	7.6245	7.1265	T23 7.1265 T22
All engines	man 5 speed			7.1165	T20
All engines	CVT			7.1202	T20

X-TRAIL I

				ENGINE
2.0	Petrol	103	07/01-01/13	QR20DE

Engine	Information	S10	T10	T20 - T23	T22 - T25
All engines		7.0166	7.6231		
All engines	man.			7.1165	T20
All engines	aut.			7.1202	T20



S10	OIL PRESSURE WARNING LIGHT SWITCH	T10	REVERSING LIGHT SWITCH	T20	BRAKE LIGHT SWITCH
T22	SWITCH CLUTCH CONTROL (CRUISE CONTROL)	T23	SWITCH BRAKE ACTUATION (ENGINE TIMING)	T25	SWITCH CLUTCH CONTROL (ENGINE CONTROL)

FUNCTIONS ON THE VEHICLE

Vehicle	alim.	kW	Date	Engine	 S10	 T10	 T20 - T23	 T22 - T25
ENGINE								
2.0	Petrol	110	09/01-01/13	QR20DE				
Engine	Information				S10	T10	T20 - T23	T22 - T25
All engines					7.0166	7.6231		
All engines	man.						7.1165 T20	
All engines	aut.						7.1202 T20	
ENGINE								
2.0 4x4	Petrol	103	07/01-01/13	QR20DE				
Engine	Information				S10	T10	T20 - T23	T22 - T25
All engines					7.0166	7.6231		
All engines	man.						7.1165 T20	
All engines	aut.						7.1202 T20	
ENGINE								
2.0 4x4	Petrol	110	09/01-01/13	QR20DE				
Engine	Information				S10	T10	T20 - T23	T22 - T25
All engines					7.0166	7.6231		
All engines	man.						7.1165 T20	
All engines	aut.						7.1202 T20	
ENGINE								
2.2 dCi	Diesel	100	12/03-01/13	YD22DDTi				
Engine	Information				S10	T10	T20 - T23	T22 - T25
All engines					7.0166	7.6231	7.1265 T23	
All engines	+cruise control, LHD, RHD						7.1165 T20	
ENGINE								
2.2 DCi	Diesel	84	10/04-01/13	YD22DDTi				
Engine	Information				S10	T10	T20 - T23	T22 - T25
All engines					7.0166			
All engines	COL:light blue					7.6231		
All engines	COL:black					7.6232		
All engines	see connection type						7.1165, 7.1265 T20	
ENGINE								
2.2 dCi 4x4	Diesel	100	12/03-01/13	YD22DDTi, YD22ETi				
Engine	Information				S10	T10	T20 - T23	T22 - T25
All engines					7.0166	7.6231		
All engines	-> 01/10/05						7.1165 T20	
ENGINE								
2.2 DCi FWD	Diesel	84	06/01-09/03	YD22DDTi				
Engine	Information				S10	T10	T20 - T23	T22 - T25
All engines					7.0166	7.6231		
All engines	-> 01/10/05						7.1165 T20	
ENGINE								
2.2 Di 4x4	Diesel	84	07/01-10/05	YD22DDTi, YD22ETi				
Engine	Information				S10	T10	T20 - T23	T22 - T25
All engines					7.0166			
All engines	COL:light blue					7.6231		
Eng. YD22ETi	COL:black					7.6232		
All engines	see connection type						7.1165 T20	
Eng. YD22ETi	see connection type						7.1265 T20	
ENGINE								
2.5 4x4	Petrol	121	09/02-01/13	QR25DE				
Engine	Information				S10	T10	T20 - T23	T22 - T25
All engines					7.0166	7.6231		
All engines	man.						7.1165 T20	
All engines	aut.						7.1202 T20	
ENGINE								
2.5 4x4	Petrol	132	11/02-01/13	QR25DE				
Engine	Information				S10	T10	T20 - T23	T22 - T25
All engines					7.0166	7.6231		
All engines	man.						7.1165 T20	
All engines	aut.						7.1202 T20	

S10	OIL PRESSURE WARNING LIGHT SWITCH	T10	REVERSING LIGHT SWITCH	T20	BRAKE LIGHT SWITCH
T22	SWITCH CLUTCH CONTROL (CRUISE CONTROL)	T23	SWITCH BRAKE ACTUATION (ENGINE TIMING)	T25	SWITCH CLUTCH CONTROL (ENGINE CONTROL)

FUNCTIONS ON THE VEHICLE

Vehicle	alim.	kW	Date	Engine				
					S10	T10	T20 - T23	T22 - T25

				ENGINE
2.5 4x4	Petrol	134	09/01-02/07	QR25DE

Engine	Information	S10	T10	T20 - T23	T22 - T25
All engines		7.0166			
All engines	COL:light blue		7.6231		
All engines	COL:black		7.6232		
All engines	man., pole nr. 2, see connection type			7.1165	T20
All engines	aut., pole nr. 4			7.1202	T20
All engines	pole nr. 2, see connection type			7.1265	T20

				ENGINE
2.5 FWD	Petrol	131	06/01-12/07	QR25DE

Engine	Information	S10	T10	T20 - T23	T22 - T25
All engines		7.0166			
All engines	COL:light blue		7.6231		
All engines	COL:black		7.6232		
All engines	pole nr. 2, see connection type			7.1165, 7.1265	T20
All engines	pole nr. 4			7.1202	T20

X-TRAIL II

				ENGINE
2.0	Petrol	101	06/07-11/13	MR20DE

Engine	Information	S10	T10	T20 - T23	T22 - T25
All engines		7.0166			7.1265 T22
All engines	COL:light blue, pole nr. 2		7.6231		
All engines	COL:black, pole nr. 2		7.6232		
All engines	pole nr. 3		7.6245		
All engines	pole nr. 2, see connection type			7.1165, 7.1265	T20
All engines	pole nr. 4			7.1202	T20

				ENGINE
2.0	Petrol	102	06/08-02/14	MR20DE

Engine	Information	S10	T10	T20 - T23	T22 - T25
All engines		7.0166			7.1265 T22
All engines	COL:light blue, pole nr. 2		7.6231		
All engines	COL:black, pole nr. 2		7.6232		
All engines	pole nr. 3		7.6245		
All engines	pole nr. 2, see connection type			7.1165, 7.1265	T20
All engines	pole nr. 4			7.1202	T20

				ENGINE
2.0	Petrol	103	06/08-11/13	MR20DE

Engine	Information	S10	T10	T20 - T23	T22 - T25
All engines		7.0166	7.6231	7.1265 T23	7.1265 T22
All engines	-> 01/07/10			7.1165	T20
All engines	01/08/10 ->			7.1202	T20

				ENGINE
2.0	Petrol	104	06/07-11/13	MR20DE

Engine	Information	S10	T10	T20 - T23	T22 - T25
All engines		7.0166	7.6231		7.1265 T22
All engines	man.			7.1165	T20
All engines	CVT			7.1202	T20

				ENGINE
2.0 dCi	Diesel	127	06/07-11/13	M9R 760

Engine	Information	S10	T10	T20 - T23	T22 - T25
All engines		7.0166	7.6231		7.1265 T22
All engines	man.			7.1165	T20
All engines	aut.			7.1202	T20

				ENGINE
2.0 dCi [ExtraEU]	Diesel	130	10/09-02/14	M9R 760

Engine	Information	S10	T10	T20 - T23	T22 - T25
All engines		7.0166	7.6231	7.1165	T20

S10	OIL PRESSURE WARNING LIGHT SWITCH	T10	REVERSING LIGHT SWITCH	T20	BRAKE LIGHT SWITCH
T22	SWITCH CLUTCH CONTROL (CRUISE CONTROL)	T23	SWITCH BRAKE ACTUATION (ENGINE TIMING)	T25	SWITCH CLUTCH CONTROL (ENGINE CONTROL)

FUNCTIONS ON THE VEHICLE

Vehicle	alim.	kW	Date	Engine	 S10	 T10	 T20 - T23	 T22 - T25
---------	-------	----	------	--------	---	---	--	---

				ENGINE
2.0 dCi 4x4	Diesel	110	06/07-11/13	M9R, M9R832, M9R833

Engine	Information	S10	T10	T20 - T23	T22 - T25
All engines		7.0166	7.6231		
All engines	man.			7.1165	T20
All engines	aut.			7.1202	T20
Eng. M9R					7.1265 T22

				ENGINE
2.0 dCi FWD	Diesel	110	06/07-11/13	M9R

Engine	Information	S10	T10	T20 - T23	T22 - T25
All engines		7.0166	7.6231		7.1265 T22
All engines	man.			7.1165	T20
All engines	aut.			7.1202	T20

				ENGINE
2.0 FWD	Petrol	103	06/08-11/13	MR20DE

Engine	Information	S10	T10	T20 - T23	T22 - T25
All engines		7.0166	7.6245	7.1165, 7.1265	T20, T23 7.1265 T22

				ENGINE
2.0 FWD	Petrol	104	03/07-11/13	MR20DE

Engine	Information	S10	T10	T20 - T23	T22 - T25
All engines		7.0166	7.6231	7.1165	T20 7.1265 T22

				ENGINE
2.2 dCi [ExtraEU]	Diesel	84	06/01-02/07	YD22DDTi

Engine	Information	S10	T10	T20 - T23	T22 - T25
All engines		7.0166	7.6231		
All engines	-> 01/10/05			7.1165	T20

				ENGINE
2.5	Petrol	124	09/07-11/13	QR25DE

Engine	Information	S10	T10	T20 - T23	T22 - T25
All engines		7.0166			7.1265 T22
All engines	COL:light blue, pole nr. 2		7.6231		
All engines	COL:black, pole nr. 2, Qty 2		7.6232		
All engines	pole nr. 2, see connection type			7.1165, 7.1265	T20
All engines	pole nr. 4			7.1202	T20

				ENGINE
2.5	Petrol	132	09/07-07/14	QR25DE

Engine	Information	S10	T10	T20 - T23	T22 - T25
All engines		7.0166			7.1265 T22
All engines	COL:light blue, pole nr. 2		7.6231		
All engines	COL:black, pole nr. 2, Qty 2		7.6232		
All engines	pole nr. 2, see connection type			7.1165, 7.1265	T20
All engines	pole nr. 4			7.1202	T20

				ENGINE
2.5 4x4	Petrol	124	06/07-11/13	QR25DE

Engine	Information	S10	T10	T20 - T23	T22 - T25
All engines		7.0166	7.6231		7.1265 T22
All engines	man.			7.1165	T20
All engines	CVT			7.1202	T20

X-TRAIL III

				ENGINE
1.6 dCi	Diesel	96	04/14->	R9M

Engine	Information	S10	T10	T20 - T23	T22 - T25
All engines	Conn. nr. 1, switch press. 0.6 bar	7.0178			
All engines			7.6231	7.1265	T23 7.1265 T25
All engines	CVT			7.1202	T20
All engines	man 6 speed			7.1282	T20

S10	OIL PRESSURE WARNING LIGHT SWITCH	T10	REVERSING LIGHT SWITCH	T20	BRAKE LIGHT SWITCH
T22	SWITCH CLUTCH CONTROL (CRUISE CONTROL)	T23	SWITCH BRAKE ACTUATION (ENGINE TIMING)	T25	SWITCH CLUTCH CONTROL (ENGINE CONTROL)

FUNCTIONS ON THE VEHICLE

Vehicle	alim.	kW	Date	Engine	 S10	 T10	 T20 - T23	 T22 - T25
---------	-------	----	------	--------	---	---	--	---

ENGINE				
1.6 dCi ALL MODE 4x4-i	Diesel	96	04/14->	R9M

Engine	Information	S10	T10	T20 - T23	T22 - T25
All engines	Conn. nr. 1, switch press. 0.6 bar	7.0178			
All engines			7.6231	7.1282 T20	7.1265 T22, T25
All engines	T32			7.1265 T23	

ENGINE				
1.6 DIG-T	Petrol	120	06/15->	MR16DDT

Engine	Information	S10	T10	T20 - T23	T22 - T25
All engines			7.6245	7.1202, 7.1265 T20, T23	7.1265 T22, T25

ENGINE				
2.0	Petrol	106	09/14->	MR20DD

Engine	Information	S10	T10	T20 - T23	T22 - T25
All engines			7.6245	7.1202, 7.1265 T20, T23	7.1265 T22, T25

ENGINE				
2.0 ALL MODE 4x4-i	Petrol	106	09/14->	MR20DD

Engine	Information	S10	T10	T20 - T23	T22 - T25
All engines				7.1202, 7.1265 T20, T23	

ENGINE				
2.0 dCi	Diesel	130	10/16->	M9R

Engine	Information	S10	T10	T20 - T23	T22 - T25
All engines	Conn. nr. 1, switch press. 0.6 bar	7.0178			
All engines				7.1202, 7.1265 T20, T23	

ENGINE				
2.0 dCi ALL MODE 4x4-i	Diesel	130	10/16->	M9R

Engine	Information	S10	T10	T20 - T23	T22 - T25
All engines	Conn. nr. 1, switch press. 0.6 bar	7.0178			
All engines			7.6231	7.1265 T23	7.1265 T22, T25
All engines	CVT			7.1202 T20	
All engines	man 6 speed			7.1282 T20	

ENGINE				
2.5	Petrol	126	12/13->	QR25DE

Engine	Information	S10	T10	T20 - T23	T22 - T25
All engines				7.1202 T20	

ENGINE				
2.5 ALL MODE 4x4-i	Petrol	126	12/13->	QR25DE

Engine	Information	S10	T10	T20 - T23	T22 - T25
All engines				7.1202, 7.1265 T20, T23	

S10 OIL PRESSURE WARNING LIGHT SWITCH	T10 REVERSING LIGHT SWITCH	T20 BRAKE LIGHT SWITCH
T22 SWITCH CLUTCH CONTROL (CRUISE CONTROL)	T23 SWITCH BRAKE ACTUATION (ENGINE TIMING)	T25 SWITCH CLUTCH CONTROL (ENGINE CONTROL)

FUNCTIONS ON THE VEHICLE

Vehicle	alim.	kW	Date	Engine	 S10	 T10	 T20 - T23	 T22 - T25
---------	-------	----	------	--------	---	---	--	---

ADAM

1.0	Petrol	66	07/14->	ENGINE B 10 XFL, F 10 XFL
-----	--------	----	---------	------------------------------

Engine	Information	S10	T10	T20 - T23	T22 - T25
All engines	COL:beige		7.6323		
All engines				7.1208 T20	

1.0	Petrol	85	07/14->	ENGINE B 10 XFT, F 10 XFT
-----	--------	----	---------	------------------------------

Engine	Information	S10	T10	T20 - T23	T22 - T25
All engines	COL:beige		7.6323		
All engines				7.1208 T20	

1.2	Petrol	51	10/12->	ENGINE A 12 XEL, B 12 XEL
-----	--------	----	---------	------------------------------

Engine	Information	S10	T10	T20 - T23	T22 - T25
All engines	thread M10x1.0	7.0183			
All engines	COL:beige		7.6323		
All engines				7.1208 T20	

1.4	Petrol	64	10/12->	ENGINE A 14 XEL, B 14 XEL
-----	--------	----	---------	------------------------------

Engine	Information	S10	T10	T20 - T23	T22 - T25
All engines	thread M10x1.0	7.0183			
All engines	COL:beige		7.6323		
All engines				7.1208 T20	

1.4	Petrol	74	10/12->	ENGINE A 14 XER, B 14 XER
-----	--------	----	---------	------------------------------

Engine	Information	S10	T10	T20 - T23	T22 - T25
All engines	thread M10x1.0	7.0183			
All engines	COL:beige		7.6323		
All engines				7.1208 T20	

1.4 LPG	Petrol/ Petroleum Gas (LPG)	64	07/13->	ENGINE A 14 XEL, B 14 XEL
---------	-----------------------------------	----	---------	------------------------------

Engine	Information	S10	T10	T20 - T23	T22 - T25
All engines	thread M10x1.0	7.0183			
All engines	COL:beige		7.6323		
All engines				7.1208 T20	

1.4 S	Petrol	110	11/14->	ENGINE B 14 NEH
-------	--------	-----	---------	--------------------

Engine	Information	S10	T10	T20 - T23	T22 - T25
All engines	thread M10x1.0	7.0183			
All engines	COL:beige		7.6323		
All engines				7.1208 T20	

AGILA A

1.0	Petrol	44	08/03-12/07	ENGINE Z 10 XEP
-----	--------	----	-------------	--------------------


Engine	Information	S10	T10	T20 - T23	T22 - T25
All engines	->ch. 3G999999, COL:blue, spanner size 24, switch press. 0.3/0.55 bar, thread M10x1.0	7.0141			
All engines	ch. 4G000001 ->, thread M10x1.0	7.0183			
All engines	spanner size 19, t.tnr. F13/F17, thread M12x1.5		7.6073		
All engines	t.tnr. F12		7.6219		
All engines				7.1273 T20	

1.0 12V	Petrol	43	09/00-12/07	ENGINE Z 10 XE
---------	--------	----	-------------	-------------------

Engine	Information	S10	T10	T20 - T23	T22 - T25
All engines	->ch. 3G999999, COL:blue, spanner size 24, switch press. 0.3/0.55 bar, thread M10x1.0	7.0141			
All engines	ch. 4G000001 ->, thread M10x1.0	7.0183			
All engines	spanner size 19, t.tnr. F13/F17, thread M12x1.5		7.6073		
All engines	t.tnr. F12		7.6219		
All engines				7.1273 T20	

S10 OIL PRESSURE WARNING LIGHT SWITCH	T10 REVERSING LIGHT SWITCH	T20 BRAKE LIGHT SWITCH
T22 SWITCH CLUTCH CONTROL (CRUISE CONTROL)	T23 SWITCH BRAKE ACTUATION (ENGINE TIMING)	T25 SWITCH CLUTCH CONTROL (ENGINE CONTROL)

FUNCTIONS ON THE VEHICLE

Vehicle	alim.	kW	Date	Engine	 S10	 T10	 T20 - T23	 T22 - T25
---------	-------	----	------	--------	---	---	--	---

				ENGINE
1.2 16V	Petrol	55	09/00-12/07	Z 12 XE

Engine	Information	S10	T10	T20 - T23	T22 - T25
All engines	->ch. 3G999999, COL:blue, spanner size 24, switch press. 0.3/0.55 bar, thread M10x1.0	7.0141			
All engines	ch. 4G000001 ->, thread M10x1.0	7.0183			
All engines	spanner size 19, t.tnr. F13/F17, thread M12x1.5		7.6073		
All engines	t.tnr. F12		7.6219		
All engines				7.1273 T20	

				ENGINE
1.2 16V Twinport	Petrol	59	07/04-12/07	Z 12 XEP

Engine	Information	S10	T10	T20 - T23	T22 - T25
All engines	->ch. 3G999999, COL:blue, spanner size 24, switch press. 0.3/0.55 bar, thread M10x1.0	7.0141			
All engines	ch. 4G000001 ->, thread M10x1.0	7.0183			
All engines	spanner size 19, t.tnr. F13/F17, thread M12x1.5		7.6073		
All engines	t.tnr. F12		7.6219		
All engines				7.1273 T20	

				ENGINE
1.3 CDTI	Diesel	51	08/03-12/07	Z 13 DT

Engine	Information	S10	T10	T20 - T23	T22 - T25
All engines		7.0096		7.1273 T20	7.1207 T22
All engines	spanner size 19, t.tnr. F13/F17, thread M12x1.5		7.6073		
All engines	t.tnr. F12		7.6219		

				ENGINE
1.0	Petrol	48	04/08-06/11	K10B

Engine	Information	S10	T10	T20 - T23	T22 - T25
All engines	->ch. DM729999	7.0017			
All engines	ch. DM730000 ->	7.0035			
All engines			7.6219		
All engines	+start-stop function				7.1258 T22
All engines	-start-stop function				7.1287 T22

				ENGINE
1.0	Petrol	50	07/11-07/14	K10B

Engine	Information	S10	T10	T20 - T23	T22 - T25
All engines	->ch. DM729999	7.0017			
All engines	ch. DM730000 ->	7.0035			
All engines			7.6219		
All engines	+start-stop function				7.1258 T22
All engines	-start-stop function				7.1287 T22

				ENGINE
1.0 LPG	Petrol/ Petroleum Gas (LPG)	48	01/10-12/12	K10B

Engine	Information	S10	T10	T20 - T23	T22 - T25
All engines	->ch. DM729999	7.0017			
All engines	ch. DM730000 ->	7.0035			
All engines			7.6219		
All engines	+start-stop function				7.1258 T22
All engines	-start-stop function				7.1287 T22

				ENGINE
1.2	Petrol	63	04/08-10/12	K12B

Engine	Information	S10	T10	T20 - T23	T22 - T25
All engines		7.0017	7.6219		
All engines	+start-stop function				7.1258 T25
All engines	-start-stop function				7.1287 T25

				ENGINE
1.2	Petrol	69	04/10-10/14	K12B

Engine	Information	S10	T10	T20 - T23	T22 - T25
All engines		7.0017	7.6219		
All engines	+start-stop function				7.1258 T25
All engines	-start-stop function				7.1287 T25

S10	OIL PRESSURE WARNING LIGHT SWITCH	T10	REVERSING LIGHT SWITCH	T20	BRAKE LIGHT SWITCH
T22	SWITCH CLUTCH CONTROL (CRUISE CONTROL)	T23	SWITCH BRAKE ACTUATION (ENGINE TIMING)	T25	SWITCH CLUTCH CONTROL (ENGINE CONTROL)

FUNCTIONS ON THE VEHICLE

Vehicle	alim.	kW	Date	Engine	 S10	 T10	 T20 - T23	 T22 - T25
---------	-------	----	------	--------	---	---	--	---

				ENGINE
1.2 LPG	Petrol/ Petro- leum Gas (LPG)	63	04/08-10/10	K12B

Engine	Information	S10	T10	T20 - T23	T22 - T25
All engines		7.0017	7.6219		
All engines	+start-stop function				7.1258 T25
All engines	-start-stop function				7.1287 T25

				ENGINE
1.3 CDTI	Diesel	55	04/08-04/10	D13A, Z 13 DTJ

Engine	Information	S10	T10	T20 - T23	T22 - T25
All engines	Conn. nr. 1	7.0096			
All engines			7.6219	7.1212 T20	7.1207 T22

				ENGINE
1.4 EV150 Range Extender	Petrol/ Electro	63	11/11-03/15	A 14 XFL

Engine	Information	S10	T10	T20 - T23	T22 - T25
All engines	thread M10x1.0	7.0183			

				ENGINE
2.0 CDTI	Diesel	110	08/06-12/11	Z 20 DMH

Engine	Information	S10	T10	T20 - T23	T22 - T25
All engines		7.0069			7.1242 T22

				ENGINE
2.0 CDTI	Diesel	125	01/16->	B 20 DTH

Engine	Information	S10	T10	T20 - T23	T22 - T25
All engines	ch. B3000001 ->, ch. BB000001 ->, COL:beige		7.6323		
All engines					7.1242 T22

				ENGINE
2.0 CDTI	Diesel	93	03/07-12/11	Z 20 DM

Engine	Information	S10	T10	T20 - T23	T22 - T25
All engines		7.0069			7.1242 T22

				ENGINE
2.0 CDTI 4x4	Diesel	110	07/06-12/11	Z 20 DMH

Engine	Information	S10	T10	T20 - T23	T22 - T25
All engines		7.0069			7.1242 T22

				ENGINE
2.0 CDTI 4x4	Diesel	125	01/16->	B 20 DTH

Engine	Information	S10	T10	T20 - T23	T22 - T25
All engines	ch. B3000001 ->, ch. BB000001 ->, COL:beige		7.6323		
All engines					7.1242 T22

				ENGINE
2.2 CDTi	Diesel	120	12/10-12/15	A 22 DM

Engine	Information	S10	T10	T20 - T23	T22 - T25
All engines		7.0096			7.1242 T22

				ENGINE
2.2 CDTi	Diesel	122	07/14->	A 22 DM

Engine	Information	S10	T10	T20 - T23	T22 - T25
All engines	->ch. B3999999, ->ch. BB999999	7.0096			
All engines	ch. B3000001 ->, ch. BB000001 ->, COL:beige		7.6323		
All engines					7.1242 T22

				ENGINE
2.2 CDTi 4x4	Diesel	120	12/10-12/15	A 22 DM





Engine	Information	S10	T10	T20 - T23	T22 - T25
All engines		7.0096			7.1242 T22

				ENGINE
2.2 CDTi 4x4	Diesel	135	12/10-12/15	A 22 DMH

Engine	Information	S10	T10	T20 - T23	T22 - T25
All engines	->ch. B3999999, ->ch. BB999999	7.0096			
All engines	ch. B3000001 ->, ch. BB000001 ->, COL:beige		7.6323		
All engines					7.1242 T22

S10 OIL PRESSURE WARNING LIGHT SWITCH	T10 REVERSING LIGHT SWITCH	T20 BRAKE LIGHT SWITCH
T22 SWITCH CLUTCH CONTROL (CRUISE CONTROL)	T23 SWITCH BRAKE ACTUATION (ENGINE TIMING)	T25 SWITCH CLUTCH CONTROL (ENGINE CONTROL)

FUNCTIONS ON THE VEHICLE

Vehicle	alim.	kW	Date	Engine	 S10	 T10	 T20 - T23	 T22 - T25
---------	-------	----	------	--------	---	---	--	---

ENGINE				
2.4	Petrol	103	09/08-12/11	Z 24 XE
Engine Information				
All engines				S10 T10 T20 - T23 T22 - T25
				7.0069 7.1242 T22

ENGINE				
2.4	Petrol	104	07/06-12/11	Z 24 XE
Engine Information				
All engines				S10 T10 T20 - T23 T22 - T25
All engines			ch. B3000001 ->, ch. BB000001 ->, COL:beige	7.0069 7.6323 7.1242 T22

ENGINE				
2.4	Petrol	123	12/10->	A 24 XE, A 24 XF
Engine Information				
Eng. A 24 XF			conn.shape : oval, see connection type	S10 T10 T20 - T23 T22 - T25
All engines				7.6323 7.1242 T22

ENGINE				
2.4 4x4	Petrol	103	08/06-12/11	Z 24 XE
Engine Information				
All engines				S10 T10 T20 - T23 T22 - T25
				7.0069 7.1242 T22

ENGINE				
2.4 4x4	Petrol	123	12/10->	A 24 XE, A 24 XF
Engine Information				
All engines				S10 T10 T20 - T23 T22 - T25
				7.1242 T22

ENGINE				
2.4 LPG	Petrol/ Petro- leum Gas (LPG)	103	10/08->	Z 24 XE
Engine Information				
All engines				S10 T10 T20 - T23 T22 - T25
All engines			ch. B3000001 ->, ch. BB000001 ->, COL:beige	7.0069 7.6323 7.1242 T22

ENGINE				
2.4 LPG 4x4	Petrol/ Petro- leum Gas (LPG)	103	08/06-12/10	Z 24 XE
Engine Information				
All engines				S10 T10 T20 - T23 T22 - T25
				7.0069 7.1242 T22

ENGINE				
3.0	Petrol	190	11/10->	A 30 XF, A 30 XH
Engine Information				
All engines			conn.shape : oval, see connection type	S10 T10 T20 - T23 T22 - T25
Eng. A 30 XF				7.6323 7.1242 T22

ARENA

ENGINE				
1.9	Diesel	44	03/98-04/01	F8Q 600, F8Q 606
Engine Information				
All engines				S10 T10 T20 - T23 T22 - T25
				7.0131 7.6017 7.1075 T20

ENGINE				
1.9 D	Diesel	44	01/97-12/01	F8Q 600, F8Q 606
Engine Information				
All engines				S10 T10 T20 - T23 T22 - T25
Eng. F8Q 606			TB	7.0131 7.6017 7.1012 T20
All engines			TF - TH	7.1075 T20

ENGINE				
2.5	Diesel	55	03/98-04/01	S8U 758, S8U 780, S8U 782
Engine Information				
All engines			COL:white	S10 T10 T20 - T23 T22 - T25
All engines				7.0076 7.6017 7.1075 T20





ENGINE				
2.5 D	Diesel	55	01/97-12/01	S8U 758, S8U 780, S8U 782
Engine Information				
All engines			COL:white	S10 T10 T20 - T23 T22 - T25
				7.0076

S10 OIL PRESSURE WARNING LIGHT SWITCH	T10 REVERSING LIGHT SWITCH	T20 BRAKE LIGHT SWITCH
T22 SWITCH CLUTCH CONTROL (CRUISE CONTROL)	T23 SWITCH BRAKE ACTUATION (ENGINE TIMING)	T25 SWITCH CLUTCH CONTROL (ENGINE CONTROL)

Vehicle	alim.	kW	Date	Engine	FUNCTIONS ON THE VEHICLE			
					S10	T10	T20 - T23	T22 - T25
ENGINE								
2.5 D	Diesel	55	01/97-12/01	S8U 758, S8U 780, S8U 782				
Engine Information					S10	T10	T20 - T23	T22 - T25
All engines					7.0023	7.6017	7.1075 T20	
ASCONA C								
ENGINE								
1.3 N	Petrol	44	09/81-08/86	13 N				
Engine Information					S10	T10	T20 - T23	T22 - T25
All engines					7.0023	7.6011	7.1004 T20	
ENGINE								
1.6	Petrol	55	09/81-08/88	16 N				
Engine Information					S10	T10	T20 - T23	T22 - T25
All engines					7.0023	7.6011	7.1004 T20	
ENGINE								
1.6	Petrol	60	09/86-08/88	16 SV				
Engine Information					S10	T10	T20 - T23	T22 - T25
All engines					7.0023	7.6011	7.1004 T20	
ENGINE								
1.6 i Cat	Petrol	55	09/86-08/88	C 16 LZ, C 16 NZ				
Engine Information					S10	T10	T20 - T23	T22 - T25
All engines					7.0070	7.6011	7.1004 T20	
ENGINE								
1.6 S	Petrol	66	09/81-08/86	16 SH				
Engine Information					S10	T10	T20 - T23	T22 - T25
All engines					7.0023	7.6011	7.1004 T20	
ENGINE								
1.8	Petrol	62	09/87-08/88	E 18 NV				
Engine Information					S10	T10	T20 - T23	T22 - T25
All engines					7.0023	7.6011	7.1004 T20	
ENGINE								
1.8	Petrol	85	09/81-08/88	18 SE				
Engine Information					S10	T10	T20 - T23	T22 - T25
All engines					7.0023	7.6011	7.1004 T20	
ENGINE								
1.8 E	Petrol	74	01/85-08/86	C 18 NE, S 18 NV				
Engine Information					S10	T10	T20 - T23	T22 - T25
All engines					7.0023	7.6011	7.1004 T20	
ENGINE								
1.8 i	Petrol	85	09/82-08/86	18 E				
Engine Information					S10	T10	T20 - T23	T22 - T25
All engines					7.0023	7.6011	7.1004 T20	
ENGINE								
2.0 i	Petrol	85	09/86-08/88	20 NE				
Engine Information					S10	T10	T20 - T23	T22 - T25
All engines					7.0023	7.6011	7.1004 T20	
ENGINE								
2.0 i Cat	Petrol	85	09/86-08/88	C 20 NE				
Engine Information					S10	T10	T20 - T23	T22 - T25
All engines					7.0023	7.6011	7.1004 T20	
ENGINE								
2.0 i GT	Petrol	95	03/87-08/88	20 SEH				
Engine Information					S10	T10	T20 - T23	T22 - T25
All engines					7.0023	7.6011	7.1004 T20	
ASTRA F								
ENGINE								
1.4	Petrol	55	09/91-09/93	14 NV				
Engine Information					S10	T10	T20 - T23	T22 - T25
All engines					7.0069	7.6073		
All engines							7.1050 T20	
All engines							7.1082 T20	

S10	OIL PRESSURE WARNING LIGHT SWITCH	T10	REVERSING LIGHT SWITCH	T20	BRAKE LIGHT SWITCH
T22	SWITCH CLUTCH CONTROL (CRUISE CONTROL)	T23	SWITCH BRAKE ACTUATION (ENGINE TIMING)	T25	SWITCH CLUTCH CONTROL (ENGINE CONTROL)

FUNCTIONS ON THE VEHICLE

Vehicle	alim.	kW	Date	Engine	 S10	 T10	 T20 - T23	 T22 - T25
---------	-------	----	------	--------	---	---	--	---

ENGINE				
1.4	Petrol	60	09/92-09/98	14 SE

Engine	Information	S10	T10	T20 - T23	T22 - T25
All engines		7.0069	7.6073		
All engines	pole nr. 2			7.1050	T20
All engines	pole nr. 3			7.1082	T20

ENGINE				
1.4 i	Petrol	44	09/91-01/05	C 14 NZ, X 14 NZ

Engine	Information	S10	T10	T20 - T23	T22 - T25
All engines		7.0069	7.6073		
All engines	pole nr. 2			7.1050	T20
All engines	pole nr. 3			7.1082	T20

ENGINE				
1.4 i 16V	Petrol	66	01/96-03/01	X 14 XE

Engine	Information	S10	T10	T20 - T23	T22 - T25
All engines		7.0069	7.6073		
All engines	pole nr. 2			7.1050	T20
All engines	pole nr. 3			7.1082	T20

ENGINE				
1.4 Si	Petrol	60	03/92-03/01	C 14 SE

Engine	Information	S10	T10	T20 - T23	T22 - T25
All engines		7.0069	7.6073		
All engines	pole nr. 2			7.1050	T20
All engines	pole nr. 3			7.1082	T20

ENGINE				
1.6	Petrol	55	09/95-09/98	16 LZ2, 16 NZR

Engine	Information	S10	T10	T20 - T23	T22 - T25
All engines		7.0069	7.6073		
All engines	pole nr. 2			7.1050	T20
All engines	pole nr. 3			7.1082	T20

ENGINE				
1.6 i	Petrol	52	02/93-08/96	X 16 SZ

Engine	Information	S10	T10	T20 - T23	T22 - T25
All engines		7.0069	7.6073		
All engines	pole nr. 2			7.1050	T20
All engines	pole nr. 3			7.1082	T20

ENGINE				
1.6 i	Petrol	55	09/91-01/05	C 16 NZ, X 16 SZR

Engine	Information	S10	T10	T20 - T23	T22 - T25
All engines		7.0069	7.6073		
All engines	pole nr. 2			7.1050	T20
All engines	pole nr. 3			7.1082	T20

ENGINE				
1.6 i 16V	Petrol	74	08/94-01/05	X 16 XEL

Engine	Information	S10	T10	T20 - T23	T22 - T25
All engines		7.0069	7.6073		
All engines	pole nr. 2			7.1050	T20
All engines	pole nr. 3			7.1082	T20

ENGINE				
1.6 Si	Petrol	74	03/92-12/94	C 16 SE

Engine	Information	S10	T10	T20 - T23	T22 - T25
All engines		7.0069	7.6073		
All engines	pole nr. 2			7.1050	T20
All engines	pole nr. 3			7.1082	T20

ENGINE				
1.7 D	Diesel	42	12/91-09/92	17 D

Engine	Information	S10	T10	T20 - T23	T22 - T25
All engines		7.0015	7.6073		
All engines	pole nr. 2			7.1050	T20
All engines	pole nr. 3			7.1082	T20

S10 OIL PRESSURE WARNING LIGHT SWITCH	T10 REVERSING LIGHT SWITCH	T20 BRAKE LIGHT SWITCH
T22 SWITCH CLUTCH CONTROL (CRUISE CONTROL)	T23 SWITCH BRAKE ACTUATION (ENGINE TIMING)	T25 SWITCH CLUTCH CONTROL (ENGINE CONTROL)

FUNCTIONS ON THE VEHICLE

Vehicle	alim.	kW	Date	Engine	 S10	 T10	 T20 - T23	 T22 - T25
---------	-------	----	------	--------	---	---	--	---

				ENGINE
1.7 D	Diesel	44	07/92-01/99	17 DR

Engine	Information	S10	T10	T20 - T23	T22 - T25
All engines		7.0069	7.6073		
All engines	pole nr. 2			7.1050	T20
All engines	pole nr. 3			7.1082	T20

				ENGINE
1.7 D	Diesel	50	09/94-08/96	--

Engine	Information	S10	T10	T20 - T23	T22 - T25
All engines		7.0069	7.6073		
All engines	pole nr. 2			7.1050	T20
All engines	pole nr. 3			7.1082	T20

				ENGINE
1.7 TD	Diesel	50	08/94-08/00	X 17 DTL

Engine	Information	S10	T10	T20 - T23	T22 - T25
All engines		7.0069	7.6073		
All engines	pole nr. 2			7.1050	T20
All engines	pole nr. 3			7.1082	T20

				ENGINE
1.7 TDS	Diesel	60	12/91-09/98	17 DT (TC4EE1), X 17 DT (TC4EE1)

Engine	Information	S10	T10	T20 - T23	T22 - T25
All engines		7.0015	7.6073		
All engines	pole nr. 2			7.1050	T20
All engines	pole nr. 3			7.1082	T20

				ENGINE
1.8	Petrol	81	02/03-07/04	Z 18 XEL

Engine	Information	S10	T10	T20 - T23	T22 - T25
All engines		7.0069	7.6073		
All engines	->ch. W2999999, ->ch. W5999999, ->ch. W6999999, ->ch. W8999999, -cruise control			7.1050	T20
All engines	ch. X2000001 ->, ch. X5000001 ->, ch. X6000001 ->, ch. X8000001 ->, -cruise control			7.1155	T20
All engines	+cruise control			7.1156	T20
All engines	+cruise control, ch. 32000466 ->, ch. 35000001 ->, ch. 36000001 ->, ch. 38000001, 38000001 ->				7.1207 T22

				ENGINE
1.8 i	Petrol	66	09/91-09/98	C 18 NZ

Engine	Information	S10	T10	T20 - T23	T22 - T25
All engines		7.0069	7.6073		
All engines	pole nr. 2			7.1050	T20
All engines	pole nr. 3			7.1082	T20

				ENGINE
1.8 i	Petrol	85	03/98-08/00	X 18 XE1

Engine	Information	S10	T10	T20 - T23	T22 - T25
All engines		7.0069	7.6073		
All engines	->ch. W2999999, ->ch. W5999999, ->ch. W6999999, ->ch. W8999999, -cruise control			7.1050	T20
All engines	ch. X2000001 ->, ch. X5000001 ->, ch. X6000001 ->, ch. X8000001 ->, -cruise control			7.1155	T20
All engines	+cruise control			7.1156	T20
All engines	+cruise control, ->ch. 32000465, 2H999999				7.1123 T22
All engines	+cruise control, ch. 26000001 ->, ch. 32000466 ->, ch. 35000001 ->, ch. 38000001 ->, ch. 38000001 ->, ch. 3H000001 ->				7.1207 T22

				ENGINE
1.8 i 16V	Petrol	82	09/95-09/96	18 SE





Engine	Information	S10	T10	T20 - T23	T22 - T25
All engines			7.6073		
All engines	pole nr. 2			7.1050	T20
All engines	pole nr. 3			7.1082	T20

				ENGINE
1.8 i 16V	Petrol	85	07/94-03/01	C 18 SEL, C 18 XEL, X 18 XE

Engine	Information	S10	T10	T20 - T23	T22 - T25
All engines		7.0069	7.6073		
All engines	pole nr. 2			7.1050	T20
All engines	pole nr. 3			7.1082	T20

S10	OIL PRESSURE WARNING LIGHT SWITCH	T10	REVERSING LIGHT SWITCH	T20	BRAKE LIGHT SWITCH
T22	SWITCH CLUTCH CONTROL (CRUISE CONTROL)	T23	SWITCH BRAKE ACTUATION (ENGINE TIMING)	T25	SWITCH CLUTCH CONTROL (ENGINE CONTROL)

FUNCTIONS ON THE VEHICLE

Vehicle	alim.	kW	Date	Engine	 S10	 T10	 T20 - T23	 T22 - T25
---------	-------	----	------	--------	---	---	--	---

				ENGINE
1.8 i 16V	Petrol	92	06/93-01/98	C 18 XE

Engine	Information	S10	T10	T20 - T23	T22 - T25
All engines		7.0069	7.6073		
All engines	pole nr. 2			7.1050	T20
All engines	pole nr. 3			7.1082	T20

				ENGINE
2.0 Di	Diesel	60	03/98-08/00	X 20 DTL

Engine	Information	S10	T10	T20 - T23	T22 - T25
All engines		7.0069	7.6073	7.1156	T20
All engines	+cruise control, ->ch. 32000465, 2H999999				7.1123 T22
All engines	+cruise control, ch. 32000466 ->, ch. 35000001 ->, ch. 36000001 ->, ch. 38000001 ->, ch. 38000001 ->, ch. 3H000001 ->				7.1207 T22

				ENGINE
2.0 GSI 16V	Petrol	110	09/91-01/98	C 20 XE

Engine	Information	S10	T10	T20 - T23	T22 - T25
All engines		7.0069	7.6073		
All engines	pole nr. 2			7.1050	T20
All engines	pole nr. 3			7.1082	T20

				ENGINE
2.0 i	Petrol	85	09/91-09/98	C 20 NE

Engine	Information	S10	T10	T20 - T23	T22 - T25
All engines		7.0069	7.6073		
All engines	pole nr. 2			7.1050	T20
All engines	pole nr. 3			7.1082	T20

				ENGINE
2.0 i 16V	Petrol	100	02/95-08/00	X 20 XEV

Engine	Information	S10	T10	T20 - T23	T22 - T25
All engines		7.0069	7.6073		
All engines	pole nr. 2			7.1050	T20
All engines	pole nr. 3			7.1082	T20

				ENGINE
2.0 i 16V	Petrol	110	03/93-01/98	C 20 XE

Engine	Information	S10	T10	T20 - T23	T22 - T25
All engines		7.0069	7.6073		
All engines	pole nr. 2			7.1050	T20
All engines	pole nr. 3			7.1082	T20

				ENGINE
2.0 i 16V	Petrol	118	10/99-08/00	X 20 XER

Engine	Information	S10	T10	T20 - T23	T22 - T25
All engines		7.0069	7.6073		
All engines	->ch. W2999999, ->ch. W5999999, ->ch. W6999999, ->ch. W8999999, -cruise control			7.1050	T20
All engines	ch. X2000001 ->, ch. X5000001 ->, ch. X6000001 ->, ch. X8000001 ->, -cruise control			7.1155	T20
All engines	+cruise control			7.1156	T20
All engines	+cruise control, ch. 32000466 ->, ch. 35000001 ->, ch. 36000001 ->, ch. 38000001, 3B000001 ->				7.1207 T22

				ENGINE
1.2	Petrol	48	09/98-08/00	X 12 XE

Engine	Information	S10	T10	T20 - T23	T22 - T25
All engines	COL:blue, spanner size 24, switch press. 0.3/0.55 bar, thread M10x1.0	7.0141			
All engines	spanner size 19, thread M12x1.5		7.6073		
All engines	->ch. W8999999, Conn. nr. 2, -cruise control, spanner size 22			7.1050	T20
All engines	ch. X2000001 ->, Conn. nr. 2, -cruise control			7.1155	T20

				ENGINE
1.2 16V	Petrol	48	02/98-09/00	X 12 XE

Engine	Information	S10	T10	T20 - T23	T22 - T25
All engines	COL:blue, spanner size 24, switch press. 0.3/0.55 bar, thread M10x1.0	7.0141			
All engines	thread M10x1.0	7.0183			
All engines	spanner size 19, thread M12x1.5		7.6073		
All engines	->ch. W8999999, Conn. nr. 2, -cruise control, spanner size 22			7.1050	T20

S10 OIL PRESSURE WARNING LIGHT SWITCH	T10 REVERSING LIGHT SWITCH	T20 BRAKE LIGHT SWITCH
T22 SWITCH CLUTCH CONTROL (CRUISE CONTROL)	T23 SWITCH BRAKE ACTUATION (ENGINE TIMING)	T25 SWITCH CLUTCH CONTROL (ENGINE CONTROL)

FUNCTIONS ON THE VEHICLE

Vehicle	alim.	kW	Date	Engine	 S10	 T10	 T20 - T23	 T22 - T25
---------	-------	----	------	--------	---	---	--	---

ENGINE				
1.2 16V	Petrol	48	02/98-09/00	X 12 XE

Engine	Information	S10	T10	T20 - T23	T22 - T25
All engines	ch. X2000001 ->, Conn. nr. 2, -cruise control			7.1155 T20	

ENGINE				
1.2 16V	Petrol	55	09/00-01/05	Z 12 XE

Engine	Information	S10	T10	T20 - T23	T22 - T25
All engines	COL:blue, spanner size 24, switch press. 0.3/0.55 bar, thread M10x1.0	7.0141			
All engines	spanner size 19, thread M12x1.5		7.6073		
All engines				7.1156 T20	

ENGINE				
1.3 CDTi	Diesel	70	10/10-10/15	A 13 DTE

Engine	Information	S10	T10	T20 - T23	T22 - T25
All engines	Conn. nr. 1	7.0096			
All engines	COL:beige		7.6323		

ENGINE				
1.4	Petrol	55	04/04-12/11	Z 14 XEL

Engine	Information	S10	T10	T20 - T23	T22 - T25
All engines	thread M10x1.0	7.0183			
All engines	COL:beige		7.6323		
All engines				7.1208 T20	
All engines	ch. 52000001 ->				7.1207 T25

ENGINE				
1.4	Petrol	66	09/98-12/09	X 14 XE, Z 14 XE, Z 14 XEP

Engine	Information	S10	T10	T20 - T23	T22 - T25
Eng. X 14 XE, Z 14 XE	spanner size 24, switch press. 0.3/0.55 bar, thread M14x1.5	7.0069			
Eng. Z 14 XEP	thread M10x1.0	7.0183			
All engines	spanner size 19, thread M12x1.5		7.6073		
Eng. X 14 XE	->ch. W8999999, Conn. nr. 2, -cruise control, spanner size 22			7.1050 T20	
Eng. X 14 XE	ch. X2000001 ->, Conn. nr. 2, -cruise control			7.1155 T20	
Eng. Z 14 XE				7.1156 T20	

ENGINE				
1.4 16V	Petrol	66	02/98-01/05	X 14 XE, Z 14 XE

Engine	Information	S10	T10	T20 - T23	T22 - T25
All engines	spanner size 24, switch press. 0.3/0.55 bar, thread M14x1.5	7.0069			
All engines	spanner size 19, thread M12x1.5		7.6073		
Eng. X 14 XE	->ch. W8999999, Conn. nr. 2, -cruise control, spanner size 22			7.1050 T20	
Eng. X 14 XE	ch. X2000001 ->, Conn. nr. 2, -cruise control			7.1155 T20	
Eng. Z 14 XE				7.1156 T20	
Eng. X 14 XE					7.1207 T22

ENGINE				
1.4 ECOTEC	Petrol	103	10/10-10/15	A 14 NET, B 14 NET

Engine	Information	S10	T10	T20 - T23	T22 - T25
All engines	thread M10x1.0	7.0183			
All engines			7.6249		
All engines	COL:beige		7.6323		

ENGINE				
1.4 ECOTEC	Petrol	88	10/10-10/15	A 14 NEL, B 14 NEL




Engine	Information	S10	T10	T20 - T23	T22 - T25
All engines	thread M10x1.0	7.0183			
All engines			7.6249		
All engines	COL:beige		7.6323		

ENGINE				
1.4 LPG	Petrol/ Petroleum Gas (LPG)	66	02/98-01/05	X 14 XE, Z 14 XE

Engine	Information	S10	T10	T20 - T23	T22 - T25
All engines	spanner size 24, switch press. 0.3/0.55 bar, thread M14x1.5	7.0069			
All engines	spanner size 19, thread M12x1.5		7.6073		

S10 OIL PRESSURE WARNING LIGHT SWITCH	T10 REVERSING LIGHT SWITCH	T20 BRAKE LIGHT SWITCH
T22 SWITCH CLUTCH CONTROL (CRUISE CONTROL)	T23 SWITCH BRAKE ACTUATION (ENGINE TIMING)	T25 SWITCH CLUTCH CONTROL (ENGINE CONTROL)

FUNCTIONS ON THE VEHICLE

Vehicle	alim.	kW	Date	Engine	 S10	 T10	 T20 - T23	 T22 - T25
---------	-------	----	------	--------	---	---	--	---

ENGINE				
1.4 LPG	Petrol/ Petro- leum Gas (LPG)	66	02/98-01/05	X 14 XE, Z 14 XE

Engine	Information	S10	T10	T20 - T23	T22 - T25
All engines	->ch. W2999999, ->ch. W5999999, ->ch. W6999999, ->ch. W8999999, ->ch. WG, ->ch. WH, Conn. nr. 2, spanner size 22, -start-stop function			7.1050 T20	
All engines	ch. 1H000001 ->, ch. 4G000001 ->, ch. X2000001 ->, ch. X5000001 ->, ch. X6000001 ->, ch. X8000001 ->, Conn. nr. 2, -start-stop function			7.1155 T20	

ENGINE				
1.4 LPG ECOTEC	Petrol/ Petro- leum Gas (LPG)	66	01/09-12/09	Z 14 XEP

Engine	Information	S10	T10	T20 - T23	T22 - T25
All engines	thread M10x1.0	7.0183			
All engines	COL:beige, t.tnr. M20/M32		7.6323		
All engines				7.1208 T20	
All engines	ch. 52000001 ->				7.1207 T25

ENGINE				
1.6	Petrol	55	02/98-09/00	X 16 SZR

Engine	Information	S10	T10	T20 - T23	T22 - T25
All engines	spanner size 24, switch press. 0.3/0.55 bar, thread M14x1.5	7.0069			
All engines	spanner size 19, thread M12x1.5		7.6073		
All engines	->ch. W8999999, Conn. nr. 2, -cruise control, spanner size 22			7.1050 T20	
All engines	ch. X2000001 ->, Conn. nr. 2, -cruise control			7.1155 T20	

ENGINE				
1.6	Petrol	62	09/00-04/05	Z 16 SE

Engine	Information	S10	T10	T20 - T23	T22 - T25
All engines	spanner size 24, switch press. 0.3/0.55 bar, thread M14x1.5	7.0069			
All engines	spanner size 19, thread M12x1.5		7.6073		
All engines	+cruise control, ch. 26000001 ->, ch. 32000466 ->, ch. 35000001 ->, ch. 38000001, 3B000001 ->			7.1156 T20	7.1207 T22

ENGINE				
1.6	Petrol	74	03/98-05/05	C 16 SEL, X 16 XEL, Z 16 XE

Engine	Information	S10	T10	T20 - T23	T22 - T25
All engines	spanner size 24, switch press. 0.3/0.55 bar, thread M14x1.5	7.0069			
All engines	spanner size 19, thread M12x1.5		7.6073		
Eng. X 16 XEL	->ch. W8999999, Conn. nr. 2, -cruise control, spanner size 22			7.1050 T20	
Eng. X 16 XEL	ch. X2000001 ->, Conn. nr. 2, -cruise control			7.1155 T20	
Eng. C 16 SEL, Z 16 XE				7.1156 T20	

ENGINE				
1.6	Petrol	76	12/02-12/09	Z 16 XEP

Engine	Information	S10	T10	T20 - T23	T22 - T25
All engines	spanner size 24, switch press. 0.3/0.55 bar, thread M14x1.5	7.0069			
All engines	->eng. 20EL9415, COL:blue, eng.type 20EL9416 ->, spanner size 24, switch press. 0.3/0.55 bar, thread M10x1.0	7.0141			
All engines	->eng. 20EL9415, COL:grey, thread M10x1.0	7.0162			
All engines	spanner size 19, thread M12x1.5		7.6073		
All engines				7.1156 T20	
All engines	+cruise control				7.1207 T22

ENGINE				
1.6 16V	Petrol	74	02/98-10/05	X 16 XEL, Z 16 XE

Engine	Information	S10	T10	T20 - T23	T22 - T25
All engines	spanner size 24, switch press. 0.3/0.55 bar, thread M14x1.5	7.0069			
All engines	spanner size 19, thread M12x1.5		7.6073		
Eng. X 16 XEL	->ch. W2999999, ->ch. W5999999, ->ch. W6999999, ->ch. W8999999, Conn. nr. 2, -cruise control, spanner size 22			7.1050 T20	
Eng. X 16 XEL	ch. X2000001 ->, ch. X5000001 ->, ch. X6000001 ->, ch. X8000001 ->, Conn. nr. 2, -cruise control			7.1155 T20	
All engines	+cruise control			7.1156 T20	
All engines	+cruise control, ->ch. 32000465, 2H999999				7.1123 T22

S10 OIL PRESSURE WARNING LIGHT SWITCH	T10 REVERSING LIGHT SWITCH	T20 BRAKE LIGHT SWITCH
T22 SWITCH CLUTCH CONTROL (CRUISE CONTROL)	T23 SWITCH BRAKE ACTUATION (ENGINE TIMING)	T25 SWITCH CLUTCH CONTROL (ENGINE CONTROL)

FUNCTIONS ON THE VEHICLE

Vehicle	alim.	kW	Date	Engine	 S10	 T10	 T20 - T23	 T22 - T25
---------	-------	----	------	--------	---	---	--	---

ENGINE				
1.6 16V	Petrol	74	02/98-10/05	X 16 XEL, Z 16 XE

Engine	Information	S10	T10	T20 - T23	T22 - T25
All engines	+cruise control, ch. 32000466 ->, ch. 35000001 ->, ch. 36000001 ->, ch. 38000001 ->, ch. 38000001 ->, ch. 38000001 ->, ch. 3H000001 ->				7.1207 T22

ENGINE				
1.6 16V	Petrol	76	03/00-05/05	Z 16 XEP

Engine	Information	S10	T10	T20 - T23	T22 - T25
All engines	->eng. 20EL9415, COL:blue, eng.type 20EL9416 ->, spanner size 24, switch press. 0.3/0.55 bar, thread M10x1.0	7.0141			
All engines	->eng. 20EL9415, COL:grey, thread M10x1.0	7.0162			
All engines	spanner size 19, thread M12x1.5		7.6073		
All engines	+cruise control				7.1207 T22

ENGINE				
1.6 CNG	Petrol/ Natural Gas (CNG)	71	03/03-07/04	Z 16 YNG

Engine	Information	S10	T10	T20 - T23	T22 - T25
All engines	spanner size 24, switch press. 0.3/0.55 bar, thread M14x1.5	7.0069			
All engines	spanner size 19, thread M12x1.5		7.6073		
All engines				7.1156 T20	
All engines	+cruise control, ->ch. 32000465, 2H999999				7.1123 T22
All engines	+cruise control, ch. 32000466, 3H000001 ->				7.1207 T22

ENGINE				
1.6 ECOTEC	Petrol	132	10/10-10/15	A 16 LET

Engine	Information	S10	T10	T20 - T23	T22 - T25
All engines	COL:blue, spanner size 24, switch press. 0.3/0.55 bar, thread M10x1.0	7.0141			
All engines			7.6249		

ENGINE				
1.6 LPG	Petrol/ Petro-leum Gas (LPG)	74	03/98-01/05	X 16 XEL, Z 16 XE

Engine	Information	S10	T10	T20 - T23	T22 - T25
All engines	spanner size 24, switch press. 0.3/0.55 bar, thread M14x1.5	7.0069			
All engines	spanner size 19, thread M12x1.5		7.6073		
All engines	->ch. W2999999, ->ch. W5999999, ->ch. W6999999, ->ch. W8999999, ->ch. WG, ->ch. WH, Conn. nr. 2, spanner size 22, -start-stop function			7.1050 T20	
All engines	ch. 1H000001 ->, ch. 4G000001 ->, ch. X2000001 ->, ch. X5000001 ->, ch. X6000001 ->, ch. X8000001 ->, Conn. nr. 2, -start-stop function			7.1155 T20	
All engines				7.1156 T20	
All engines	ch. 32000466 ->, ch. 35000001 ->, ch. 36000001 ->, ch. 38000001 ->, ch. 38000001 ->, ch. 4G000001 ->				7.1207 T22

ENGINE				
1.6 LPG	Petrol/ Petro-leum Gas (LPG)	76	06/02-06/07	Z 16 XEP





Engine	Information	S10	T10	T20 - T23	T22 - T25
All engines	COL:blue, spanner size 24, switch press. 0.3/0.55 bar, thread M10x1.0	7.0141			
All engines	COL:grey, thread M10x1.0	7.0162			
All engines	spanner size 19, thread M12x1.5		7.6073		
All engines	->ch. W2999999, ->ch. W5999999, ->ch. W6999999, ->ch. W8999999, ->ch. WG, ->ch. WH, Conn. nr. 2, spanner size 22, -start-stop function			7.1050 T20	
All engines	ch. 1H000001 ->, ch. 4G000001 ->, ch. X2000001 ->, ch. X5000001 ->, ch. X6000001 ->, ch. X8000001 ->, Conn. nr. 2, -start-stop function			7.1155 T20	

ENGINE				
1.7 CDTI	Diesel	59	04/03-12/09	Z 17 DTL

Engine	Information	S10	T10	T20 - T23	T22 - T25
All engines		7.0015		7.1156 T20	7.1207 T22
All engines	spanner size 19, thread M12x1.5		7.6073		

S10	OIL PRESSURE WARNING LIGHT SWITCH	T10	REVERSING LIGHT SWITCH	T20	BRAKE LIGHT SWITCH
T22	SWITCH CLUTCH CONTROL (CRUISE CONTROL)	T23	SWITCH BRAKE ACTUATION (ENGINE TIMING)	T25	SWITCH CLUTCH CONTROL (ENGINE CONTROL)

FUNCTIONS ON THE VEHICLE

Vehicle	alim.	kW	Date	Engine	 S10	 T10	 T20 - T23	 T22 - T25
---------	-------	----	------	--------	---	---	--	---

ENGINE				
1.7 CDTi	Diesel	74	10/10-10/15	A 17 DTL, A 17 DTN

Engine	Information	S10	T10	T20 - T23	T22 - T25
All engines		7.0170			
All engines	->ch. B3, ->ch. B8, ->ch. BG, t.tnr. F40		7.6249		
All engines	ch. B3 ->, ch. B8 ->, ch. BG ->, ch. CO ->, ch. C1 ->, COL:beige, t.tnr. F40, t.tnr. M32		7.6323		

ENGINE				
1.7 CDTi	Diesel	81	10/10-10/15	A 17 DTC, A 17 DTE, A 17 DTJ

Engine	Information	S10	T10	T20 - T23	T22 - T25
All engines		7.0170			
All engines	->ch. BG000000, t.tnr. F40		7.6249		
All engines	COL:beige, t.tnr. M32		7.6323		

ENGINE				
1.7 DTI 16V	Diesel	55	02/00-04/05	Y 17 DT

Engine	Information	S10	T10	T20 - T23	T22 - T25
All engines		7.0015		7.1156 T20	
All engines	spanner size 19, thread M12x1.5		7.6073		
All engines	ch. 32000001 ->, ch. 35000001 ->, ch. 36000001 ->, ch. 38000001, 3B000001 ->				7.1207 T22

ENGINE				
1.7 TD	Diesel	50	02/98-04/05	X 17 DTL

Engine	Information	S10	T10	T20 - T23	T22 - T25
All engines		7.0069		7.1156 T20	
All engines	spanner size 19, thread M12x1.5		7.6073		
All engines	ch. 32000001 ->, ch. 35000001 ->, ch. 36000001 ->, ch. 38000001, 3B000001 ->				7.1207 T22

ENGINE				
1.8	Petrol	81	02/03-07/04	Z 18 XEL

Engine	Information	S10	T10	T20 - T23	T22 - T25
All engines		7.0069	7.6073		
All engines	+cruise control, ->ch. 32000465, 2H999999				7.1123 T22
All engines	+cruise control, ch. 26000001 ->, ch. 32000466 ->, ch. 35000001 ->, ch. 38000001 ->, ch. 3B000001 ->, ch. 3H000001 ->				7.1207 T22

ENGINE				
1.8	Petrol	85	03/98-08/00	X 18 XE1

Engine	Information	S10	T10	T20 - T23	T22 - T25
All engines	spanner size 24, switch press. 0.3/0.55 bar, thread M14x1.5	7.0069			
All engines	spanner size 19, thread M12x1.5		7.6073		
All engines	->ch. W8999999, Conn. nr. 2, -cruise control, spanner size 22			7.1050 T20	
All engines	ch. X2000001 ->, Conn. nr. 2, -cruise control			7.1155 T20	

ENGINE				
1.8 16V	Petrol	85	02/98-10/00	X 18 XE1

Engine	Information	S10	T10	T20 - T23	T22 - T25
All engines	spanner size 24, switch press. 0.3/0.55 bar, thread M14x1.5	7.0069			
All engines	spanner size 19, thread M12x1.5		7.6073		
All engines	->ch. W8999999, Conn. nr. 2, -cruise control, spanner size 22			7.1050 T20	
All engines	ch. X2000001 ->, Conn. nr. 2, -cruise control			7.1155 T20	
All engines	+cruise control, ->ch. 32000465, 2H999999				7.1123 T22
All engines	+cruise control, ch. 26000001 ->, ch. 32000466 ->, ch. 35000001 ->, ch. 38000001 ->, ch. 3B000001 ->, ch. 3H000001 ->				7.1207 T22

ENGINE				
1.8 16V	Petrol	92	06/00-10/05	Z 18 XE

Engine	Information	S10	T10	T20 - T23	T22 - T25
All engines	spanner size 24, switch press. 0.3/0.55 bar, thread M14x1.5	7.0069			
All engines	spanner size 19, thread M12x1.5		7.6073		
All engines				7.1156 T20	
All engines	+cruise control, ->ch. 32000465, 2H999999				7.1123 T22
All engines	+cruise control, ch. 26000001 ->, ch. 32000466 ->, ch. 35000001 ->, ch. 38000001 ->, ch. 3B000001 ->, ch. 3H000001 ->				7.1207 T22

S10 OIL PRESSURE WARNING LIGHT SWITCH	T10 REVERSING LIGHT SWITCH	T20 BRAKE LIGHT SWITCH
T22 SWITCH CLUTCH CONTROL (CRUISE CONTROL)	T23 SWITCH BRAKE ACTUATION (ENGINE TIMING)	T25 SWITCH CLUTCH CONTROL (ENGINE CONTROL)

FUNCTIONS ON THE VEHICLE

Vehicle	alim.	kW	Date	Engine	 S10	 T10	 T20 - T23	 T22 - T25
---------	-------	----	------	--------	---	---	--	---

ENGINE				
2.0	Petrol	100	03/98-01/05	X 20 XEV

Engine	Information	S10	T10	T20 - T23	T22 - T25
All engines	spanner size 24, switch press. 0.3/0.55 bar, thread M14x1.5	7.0069			
All engines	spanner size 19, thread M12x1.5		7.6073		
All engines	->ch. W8999999, Conn. nr. 2, -cruise control, spanner size 22			7.1050 T20	
All engines	ch. X2000001 ->, Conn. nr. 2, -cruise control			7.1155 T20	

ENGINE				
2.0 16V	Petrol	100	02/98-01/05	X 20 XEV

Engine	Information	S10	T10	T20 - T23	T22 - T25
All engines	spanner size 24, switch press. 0.3/0.55 bar, thread M14x1.5	7.0069			
All engines	spanner size 19, thread M12x1.5		7.6073		
All engines	->ch. W8999999, Conn. nr. 2, -cruise control, spanner size 22			7.1050 T20	
All engines	ch. X2000001 ->, Conn. nr. 2, -cruise control			7.1155 T20	

ENGINE				
2.0 16V OPC	Petrol	118	11/99-09/02	X 20 XER

Engine	Information	S10	T10	T20 - T23	T22 - T25
All engines	spanner size 24, switch press. 0.3/0.55 bar, thread M14x1.5	7.0069			
All engines	spanner size 19, thread M12x1.5		7.6073		
All engines	->ch. W8999999, Conn. nr. 2, -cruise control, spanner size 22			7.1050 T20	
All engines	ch. X2000001 ->, Conn. nr. 2, -cruise control			7.1155 T20	
All engines	+cruise control, ch. 32000466 ->, ch. 35000001 ->, ch. 36000001 ->, ch. 38000001, 3B000001 ->				7.1207 T22

ENGINE				
2.0 16V Turbo	Petrol	140	09/00-08/01	Z 20 LET

Engine	Information	S10	T10	T20 - T23	T22 - T25
All engines	spanner size 24, switch press. 0.3/0.55 bar, thread M14x1.5	7.0069			
All engines	spanner size 19, thread M12x1.5		7.6073		
All engines				7.1156 T20	
All engines	+cruise control, ->ch. 32000465, 2H999999				7.1123 T22
All engines	+cruise control, ch. 32000466 ->, ch. 35000001 ->, ch. 36000001 ->, ch. 38000001 ->, ch. 3B000001 ->, ch. 3H000001 ->				7.1207 T22

ENGINE				
2.0 16V Turbo	Petrol	141	08/01-05/05	Z 20 LET

Engine	Information	S10	T10	T20 - T23	T22 - T25
All engines	spanner size 24, switch press. 0.3/0.55 bar, thread M14x1.5	7.0069			
All engines	spanner size 19, thread M12x1.5		7.6073		
All engines				7.1156 T20	
All engines	+cruise control, ->ch. 32000465, 2H999999				7.1123 T22
All engines	+cruise control, ch. 32000466 ->, ch. 35000001 ->, ch. 36000001 ->, ch. 38000001 ->, ch. 3B000001 ->, ch. 3H000001 ->				7.1207 T22

ENGINE				
2.0 16V Turbo	Petrol	147	11/02-10/05	Z 20 LET



Engine	Information	S10	T10	T20 - T23	T22 - T25
All engines	spanner size 24, switch press. 0.3/0.55 bar, thread M14x1.5	7.0069			
All engines	spanner size 19, thread M12x1.5		7.6073		
All engines				7.1156 T20	
All engines	+cruise control, ->ch. 32000465, 2H999999				7.1123 T22
All engines	+cruise control, ch. 32000466 ->, ch. 35000001 ->, ch. 36000001 ->, ch. 38000001 ->, ch. 3B000001 ->, ch. 3H000001 ->				7.1207 T22

ENGINE				
2.0 DI	Diesel	60	02/98-04/05	X 20 DTL, Y 20 DTL

Engine	Information	S10	T10	T20 - T23	T22 - T25
All engines	thread M14x1.5	7.0069			
All engines	spanner size 19, thread M12x1.5		7.6073		
All engines				7.1156 T20	
All engines	+cruise control, ->ch. 32000465, 2H999999				7.1123 T22
All engines	+cruise control, ch. 32000466 ->, ch. 35000001 ->, ch. 36000001 ->, ch. 38000001 ->, ch. 3B000001 ->, ch. 3H000001 ->				7.1207 T22

S10	OIL PRESSURE WARNING LIGHT SWITCH	T10	REVERSING LIGHT SWITCH	T20	BRAKE LIGHT SWITCH
T22	SWITCH CLUTCH CONTROL (CRUISE CONTROL)	T23	SWITCH BRAKE ACTUATION (ENGINE TIMING)	T25	SWITCH CLUTCH CONTROL (ENGINE CONTROL)

FUNCTIONS ON THE VEHICLE

Vehicle	alim.	kW	Date	Engine	 S10	 T10	 T20 - T23	 T22 - T25
---------	-------	----	------	--------	---	---	--	---

				ENGINE
2.0 DTI	Diesel	74	09/00-04/05	Y 20 DTH

Engine	Information	S10	T10	T20 - T23	T22 - T25
All engines	thread M14x1.5	7.0069			
All engines	spanner size 19, thread M12x1.5		7.6073		
All engines				7.1156 T20	

				ENGINE
2.0 DTI 16V	Diesel	74	08/99-01/05	X 20 DTH, Y 20 DTH

Engine	Information	S10	T10	T20 - T23	T22 - T25
All engines	thread M14x1.5	7.0069			
All engines	spanner size 19, thread M12x1.5		7.6073		
Eng. Y 20 DTH				7.1156 T20	
All engines	+cruise control, ->ch. 32000465, 2H999999				7.1123 T22
All engines	+cruise control, ch. 32000466 ->, ch. 35000001 ->, ch. 36000001 ->, ch. 38000001 ->, ch. 3B000001 ->, ch. 3H000001 ->				7.1207 T22

				ENGINE
2.0 OPC	Petrol	141	03/02-10/05	Z 20 LET

Engine	Information	S10	T10	T20 - T23	T22 - T25
All engines	spanner size 24, switch press. 0.3/0.55 bar, thread M14x1.5	7.0069			
All engines	spanner size 19, thread M12x1.5		7.6073		
All engines				7.1156 T20	
All engines	+cruise control, ->ch. 32000465, 2H999999				7.1123 T22
All engines	+cruise control, ch. 32000466 ->, ch. 35000001 ->, ch. 36000001 ->, ch. 38000001 ->, ch. 3B000001 ->, ch. 3H000001 ->				7.1207 T22

				ENGINE
2.0 OPC	Petrol	147	11/02-01/05	Z 20 LET

Engine	Information	S10	T10	T20 - T23	T22 - T25
All engines	spanner size 24, switch press. 0.3/0.55 bar, thread M14x1.5	7.0069			
All engines	spanner size 19, thread M12x1.5		7.6073		
All engines				7.1156 T20	
All engines	+cruise control, ->ch. 32000465, 2H999999				7.1123 T22
All engines	+cruise control, ch. 32000466 ->, ch. 35000001 ->, ch. 36000001 ->, ch. 38000001 ->, ch. 3B000001 ->, ch. 3H000001 ->				7.1207 T22

				ENGINE
2.2 16V	Petrol	108	06/00-10/05	Z 22 SE

Engine	Information	S10	T10	T20 - T23	T22 - T25
All engines	spanner size 19, thread M12x1.5		7.6073		
All engines				7.1156 T20	
All engines	+cruise control, ->ch. 32000465, 2H999999				7.1123 T22
All engines	+cruise control, ch. 32000466 ->, ch. 35000001 ->, ch. 36000001 ->, ch. 38000001 ->, ch. 3B000001 ->, ch. 3H000001 ->				7.1207 T22

				ENGINE
2.2 DTI	Diesel	86	09/02-01/05	Y 22 DTR

Engine	Information	S10	T10	T20 - T23	T22 - T25
All engines	+cruise control, ->ch. 32000465, 2H999999				7.1123 T22
All engines	+cruise control, ch. 32000466 ->, ch. 35000001 ->, ch. 36000001 ->, ch. 38000001 ->, ch. 3B000001 ->, ch. 3H000001 ->				7.1207 T22

				ENGINE
2.2 DTI	Diesel	92	09/02-10/05	Y 22 DTR





Engine	Information	S10	T10	T20 - T23	T22 - T25
All engines	thread M14x1.5	7.0069			
All engines	spanner size 19, thread M12x1.5		7.6073		
All engines				7.1156 T20	
All engines	+cruise control, ->ch. 32000465, 2H999999				7.1123 T22
All engines	+cruise control, ch. 32000466 ->, ch. 35000001 ->, ch. 36000001 ->, ch. 38000001 ->, ch. 3B000001 ->, ch. 3H000001 ->				7.1207 T22

ASTRA H

				ENGINE
1.2	Petrol	59	08/05-10/10	Z 12 XEP

Engine	Information	S10	T10	T20 - T23	T22 - T25
All engines	thread M10x1.0	7.0183			
All engines	no specific info conc. application available		7.6249		

S10 OIL PRESSURE WARNING LIGHT SWITCH	T10 REVERSING LIGHT SWITCH	T20 BRAKE LIGHT SWITCH
T22 SWITCH CLUTCH CONTROL (CRUISE CONTROL)	T23 SWITCH BRAKE ACTUATION (ENGINE TIMING)	T25 SWITCH CLUTCH CONTROL (ENGINE CONTROL)

					FUNCTIONS ON THE VEHICLE			
Vehicle	alim.	kW	Date	Engine				
					S10	T10	T20 - T23	T22 - T25

ASTRA H

				ENGINE
1.2	Petrol	59	08/05-10/10	Z 12 XEP

Engine	Information	S10	T10	T20 - T23	T22 - T25
All engines	COL:beige, no specific info conc. application available		7.6323		
All engines				7.1208 T20	7.1207 T22
All engines	ch. 52000001 ->				7.1207 T25

				ENGINE
1.3 CDTI	Diesel	66	12/04-12/11	Z 13 DTH

Engine	Information	S10	T10	T20 - T23	T22 - T25
All engines	Conn. nr. 1	7.0096			
All engines	COL:beige, t.nnr. M20/M32		7.6323		
All engines				7.1208 T20	
All engines	ch. 52000001 ->				7.1207 T25

				ENGINE
1.4	Petrol	55	03/05-12/11	Z 14 XEL

Engine	Information	S10	T10	T20 - T23	T22 - T25
All engines	thread M10x1.0	7.0183			
All engines	COL:beige		7.6323		
All engines				7.1208 T20	7.1207 T22

				ENGINE
1.4	Petrol	59	04/04-10/04	Z 14 XEL

Engine	Information	S10	T10	T20 - T23	T22 - T25
All engines		7.0183		7.1208 T20	7.1207 T22
All engines	no specific info conc. application available		7.6249, 7.6323		

				ENGINE
1.4	Petrol	66	03/04-10/10	Z 14 XEP

Engine	Information	S10	T10	T20 - T23	T22 - T25
All engines	thread M10x1.0	7.0183			
All engines	COL:beige, t.nnr. M20/M32		7.6323		
All engines				7.1208 T20	
All engines	ch. 52000001 ->				7.1207 T25

				ENGINE
1.4 16V	Petrol	66	05/04-07/09	Z 14 XE

Engine	Information	S10	T10	T20 - T23	T22 - T25
All engines	spanner size 24, switch press. 0.3/0.55 bar, thread M14x1.5	7.0069			
All engines	spanner size 19, thread M12x1.5		7.6073		
All engines				7.1156 T20	7.1207 T25

				ENGINE
1.4 EcoTec	Petrol	66	12/04-12/12	Z 14 XEP

Engine	Information	S10	T10	T20 - T23	T22 - T25
All engines	thread M10x1.0	7.0183			
All engines	COL:beige, t.nnr. M20/M32		7.6323		
All engines				7.1208 T20	
All engines	ch. 52000001 ->				7.1207 T25

				ENGINE
1.4 LPG	Petrol/ Petroleum Gas (LPG)	66	08/09-10/10	Z 14 XEP

Engine	Information	S10	T10	T20 - T23	T22 - T25
All engines	thread M10x1.0	7.0183			
All engines	COL:beige, t.nnr. M20/M32		7.6323		
All engines				7.1208 T20	
All engines	ch. 52000001 ->				7.1207 T25

				ENGINE
1.6	Petrol	74	06/04-02/06	Z 16 XE

Engine	Information	S10	T10	T20 - T23	T22 - T25
All engines	spanner size 24, switch press. 0.3/0.55 bar, thread M14x1.5	7.0069			
All engines	spanner size 19, thread M12x1.5		7.6073		
All engines				7.1156 T20	
All engines	ch. 32000466 ->, ch. 35000001 ->, ch. 36000001 ->, ch. 38000001 ->, ch. 38000001 ->, ch. 46000001 ->				7.1207 T25

S10	OIL PRESSURE WARNING LIGHT SWITCH	T10	REVERSING LIGHT SWITCH	T20	BRAKE LIGHT SWITCH
T22	SWITCH CLUTCH CONTROL (CRUISE CONTROL)	T23	SWITCH BRAKE ACTUATION (ENGINE TIMING)	T25	SWITCH CLUTCH CONTROL (ENGINE CONTROL)

FUNCTIONS ON THE VEHICLE

Vehicle	alim.	kW	Date	Engine	 S10	 T10	 T20 - T23	 T22 - T25
---------	-------	----	------	--------	---	---	--	---

ENGINE				
1.6	Petrol	76	02/06-07/09	Z 16 XEP

Engine	Information	S10	T10	T20 - T23	T22 - T25
All engines	COL:blue, spanner size 24, switch press. 0.3/0.55 bar, thread M10x1.0	7.0141			
All engines	->eng. 20EL9415, COL:grey, thread M10x1.0	7.0162			
All engines	spanner size 19, thread M12x1.5		7.6073		
All engines				7.1156 T20	7.1207 T25

ENGINE				
1.6	Petrol	77	03/04-10/10	Z 16 XE1, Z 16 XEP

Engine	Information	S10	T10	T20 - T23	T22 - T25
All engines	COL:blue, spanner size 24, switch press. 0.3/0.55 bar, thread M10x1.0	7.0141			
All engines	COL:grey, thread M10x1.0	7.0162			
All engines	COL:beige, t.tnr. M20/M32		7.6323		
All engines				7.1208 T20	
All engines	ch. 52000001 ->				7.1207 T25

ENGINE				
1.6	Petrol	85	12/06-05/14	A 16 XER, Z 16 XER

Engine	Information	S10	T10	T20 - T23	T22 - T25
All engines	COL:blue, spanner size 24, switch press. 0.3/0.55 bar, thread M10x1.0	7.0141			
All engines	COL:beige, t.tnr. M20/M32		7.6323		
All engines				7.1208 T20	7.1207 T22
Eng. Z 16 XER	ch. 52000001 ->				7.1207 T25

ENGINE				
1.6 16V	Petrol	74	03/04-01/08	Z 16 XE

Engine	Information	S10	T10	T20 - T23	T22 - T25
All engines	spanner size 24, switch press. 0.3/0.55 bar, thread M14x1.5	7.0069			
All engines	spanner size 19, thread M12x1.5		7.6073		
All engines				7.1156 T20	
All engines	ch. 32000466 ->, ch. 35000001 ->, ch. 36000001 ->, ch. 38000001 ->, ch. 38000001 ->, ch. 38000001 ->, ch. 46000001 ->				7.1207 T25

ENGINE				
1.6 EcoTec	Petrol	76	02/04-11/04	Z 16 XEP

Engine	Information	S10	T10	T20 - T23	T22 - T25
All engines	COL:blue, spanner size 24, switch press. 0.3/0.55 bar, thread M10x1.0	7.0141			
All engines	COL:grey, thread M10x1.0	7.0162			
All engines	COL:beige, t.tnr. M20/M32		7.6323		
All engines				7.1208 T20	
All engines	ch. 52000001 ->				7.1207 T25

ENGINE				
1.6 EcoTec	Petrol	85	10/06-12/10	Z 16 XER

Engine	Information	S10	T10	T20 - T23	T22 - T25
All engines	COL:blue, spanner size 24, switch press. 0.3/0.55 bar, thread M10x1.0	7.0141			
All engines	COL:beige, t.tnr. M20/M32		7.6323		
All engines				7.1208 T20	
All engines	ch. 52000001 ->				7.1207 T25

ENGINE				
1.6 LPG	Petrol/ Petro- leum Gas (LPG)	85	08/09-10/10	Z 16 XER

Engine	Information	S10	T10	T20 - T23	T22 - T25
All engines	COL:blue, spanner size 24, switch press. 0.3/0.55 bar, thread M10x1.0	7.0141			
All engines	COL:beige, t.tnr. M20/M32		7.6323		
All engines				7.1208 T20	
All engines	ch. 52000001 ->				7.1207 T25

ENGINE				
1.6 Turbo	Petrol	132	02/07-10/10	A 16 LET, Z 16 LET

Engine	Information	S10	T10	T20 - T23	T22 - T25
All engines	COL:blue, spanner size 24, switch press. 0.3/0.55 bar, thread M10x1.0	7.0141			
All engines	COL:beige		7.6323		
All engines				7.1208 T20	

S10 OIL PRESSURE WARNING LIGHT SWITCH	T10 REVERSING LIGHT SWITCH	T20 BRAKE LIGHT SWITCH
T22 SWITCH CLUTCH CONTROL (CRUISE CONTROL)	T23 SWITCH BRAKE ACTUATION (ENGINE TIMING)	T25 SWITCH CLUTCH CONTROL (ENGINE CONTROL)

FUNCTIONS ON THE VEHICLE

Vehicle	alim.	kW	Date	Engine	 S10	 T10	 T20 - T23	 T22 - T25
---------	-------	----	------	--------	---	---	--	---

ENGINE				
1.6 Turbo	Petrol	132	02/07-10/10	A 16 LET, Z 16 LET

Engine	Information	S10	T10	T20 - T23	T22 - T25
All engines	ch. 52000001 ->				7.1207 T22

ENGINE				
1.7 CDTI	Diesel	59	03/04-10/10	Z 17 DTL

Engine	Information	S10	T10	T20 - T23	T22 - T25
All engines		7.0015		7.1156, 7.1208 T20	
All engines	spanner size 19, thread M12x1.5		7.6073		
All engines	COL:beige, t.tnr. M20/M32		7.6323		
All engines	ch. 52000001 ->				7.1207 T25

ENGINE				
1.7 CDTI	Diesel	74	03/04-12/12	Z 17 DTH

Engine	Information	S10	T10	T20 - T23	T22 - T25
All engines		7.0015		7.1208 T20	
All engines	COL:beige, t.tnr. M20/M32		7.6323		
All engines	ch. 52000001 ->				7.1207 T25

ENGINE				
1.7 CDTI	Diesel	81	05/06-10/15	A 17 DTJ, Z 17 DTJ

Engine	Information	S10	T10	T20 - T23	T22 - T25
All engines		7.0170		7.1208 T20	7.1207 T22
All engines	COL:beige, t.tnr. M20/M32		7.6323		
All engines	ch. 52000001 ->				7.1207 T25

ENGINE				
1.7 CDTI	Diesel	92	02/07-05/14	A 17 DTR, Z 17 DTR

Engine	Information	S10	T10	T20 - T23	T22 - T25
All engines		7.0170		7.1208 T20	7.1207 T22
Eng. A 17 DTR	no specific info conc. application available		7.6249		
All engines	COL:beige, no specific info conc. application available, t.tnr. M20/M32, t.tnr. M32		7.6323		
All engines	ch. 52000001 ->				7.1207 T25

ENGINE				
1.8	Petrol	103	08/05-05/14	A 18 XER, Z 18 XER

Engine	Information	S10	T10	T20 - T23	T22 - T25
All engines	COL:blue, spanner size 24, switch press. 0.3/0.55 bar, thread M10x1.0	7.0141			
Eng. A 18 XER	conn.shape : oval, no specific info conc. application available		7.6249		
All engines	COL:beige, conn.shape : oval, no specific info conc. application available, t.tnr. M20/M32		7.6323		
All engines				7.1208 T20	
All engines	ch. 52000001 ->				7.1207 T22
Eng. Z 18 XER	ch. 52000001 ->				7.1207 T25

ENGINE				
1.8	Petrol	92	01/04-10/10	Z 18 XE

Engine	Information	S10	T10	T20 - T23	T22 - T25
All engines	spanner size 24, switch press. 0.3/0.55 bar, thread M14x1.5	7.0069			
All engines	COL:beige, t.tnr. M20/M32		7.6323		
All engines				7.1208 T20	
All engines	ch. 52000001 ->				7.1207 T25

ENGINE				
1.9 CDTI	Diesel	110	09/04-12/12	Z 19 DTH




Engine	Information	S10	T10	T20 - T23	T22 - T25
All engines	Conn. nr. 1	7.0096			
All engines	COL:beige, t.tnr. M20/M32		7.6323		
All engines				7.1208 T20	
All engines	ch. 52000001 ->				7.1207 T25

ENGINE				
1.9 CDTI	Diesel	74	08/05-12/12	Z 19 DTL

Engine	Information	S10	T10	T20 - T23	T22 - T25
All engines	Conn. nr. 1	7.0096			
All engines	COL:beige, t.tnr. M20/M32		7.6323		
All engines				7.1208 T20	
All engines	ch. 52000001 ->				7.1207 T25

S10 OIL PRESSURE WARNING LIGHT SWITCH	T10 REVERSING LIGHT SWITCH	T20 BRAKE LIGHT SWITCH
T22 SWITCH CLUTCH CONTROL (CRUISE CONTROL)	T23 SWITCH BRAKE ACTUATION (ENGINE TIMING)	T25 SWITCH CLUTCH CONTROL (ENGINE CONTROL)

FUNCTIONS ON THE VEHICLE

Vehicle	alim.	kW	Date	Engine	 S10	 T10	 T20 - T23	 T22 - T25
---------	-------	----	------	--------	---	---	--	---

ENGINE				
1.9 CDTI	Diesel	88	06/04-12/12	Z 19 DT, Z 19 DTJ

Engine	Information	S10	T10	T20 - T23	T22 - T25
All engines	Conn. nr. 1	7.0096			
All engines	COL:beige, t.tnr. M20/M32		7.6323		
All engines				7.1208 T20	
Eng. Z 19 DT					7.1207 T22
All engines	ch. 52000001 ->				7.1207 T25

ENGINE				
1.9 CDTI 16V	Diesel	88	04/04-10/10	Z 19 DTJ

Engine	Information	S10	T10	T20 - T23	T22 - T25
All engines	Conn. nr. 1	7.0096			
All engines	COL:beige, t.tnr. M20/M32		7.6323		
All engines				7.1208 T20	
All engines	ch. 52000001 ->				7.1207 T25

ENGINE				
2.0 Turbo	Petrol	125	03/04-10/10	Z 20 LEL

Engine	Information	S10	T10	T20 - T23	T22 - T25
All engines	spanner size 24, switch press. 0.3/0.55 bar, thread M14x1.5	7.0069			
All engines	COL:beige, t.tnr. M20/M32		7.6323		
All engines				7.1208 T20	
All engines	ch. 52000001 ->				7.1207 T25

ENGINE				
2.0 Turbo	Petrol	147	09/04-10/10	Z 20 LER

Engine	Information	S10	T10	T20 - T23	T22 - T25
All engines	spanner size 24, switch press. 0.3/0.55 bar, thread M14x1.5	7.0069			
All engines	COL:beige, t.tnr. M20/M32		7.6323		
All engines				7.1208 T20	
All engines	ch. 52000001 ->				7.1207 T25

ENGINE				
2.0 Turbo	Petrol	177	03/05-10/10	Z 20 LEH

Engine	Information	S10	T10	T20 - T23	T22 - T25
All engines	spanner size 24, switch press. 0.3/0.55 bar, thread M14x1.5	7.0069			
All engines	COL:beige, t.tnr. M20/M32		7.6323		
All engines				7.1208 T20	
All engines	ch. 52000001 ->				7.1207 T25

ENGINE				
2.2	Petrol	110	03/04->	Z 22 YH

Engine	Information	S10	T10	T20 - T23	T22 - T25
All engines	no specific info conc. application available		7.6249, 7.6323		
All engines				7.1208 T20	7.1207 T22

ASTRA J

ENGINE				
1.3 CDTI	Diesel	66	01/09->	Z 13 DTH

Engine	Information	S10	T10	T20 - T23	T22 - T25
All engines	Conn. nr. 1	7.0096			
All engines	COL:beige, t.tnr. M20/M32		7.6323		
All engines				7.1208 T20	7.1207 T22

ENGINE				
1.3 CDTi	Diesel	70	12/09-10/15	A 13 DTE


Engine	Information	S10	T10	T20 - T23	T22 - T25
All engines	+start-stop function, ->ch. B3999999, ->ch. B8999999, ->ch. B6999999, ->ch. C0999999, ->ch. C1999999, ->ch. C3999999, ->ch. C8999999, ->ch. C6999999, Conn. nr. 1, -start-stop function	7.0096			
All engines	COL:beige		7.6323		

ENGINE				
1.4	Petrol	103	10/11->	A 14 NET, B 14 NET

Engine	Information	S10	T10	T20 - T23	T22 - T25
All engines	thread M10x1.0	7.0183			
All engines			7.6249		
All engines	COL:beige		7.6323		

S10 OIL PRESSURE WARNING LIGHT SWITCH	T10 REVERSING LIGHT SWITCH	T20 BRAKE LIGHT SWITCH
T22 SWITCH CLUTCH CONTROL (CRUISE CONTROL)	T23 SWITCH BRAKE ACTUATION (ENGINE TIMING)	T25 SWITCH CLUTCH CONTROL (ENGINE CONTROL)

FUNCTIONS ON THE VEHICLE

Vehicle	alim.	kW	Date	Engine	 S10	 T10	 T20 - T23	 T22 - T25
---------	-------	----	------	--------	---	---	--	---

ENGINE				
1.4	Petrol	64	12/09-10/15	A 14 XEL

Engine	Information	S10	T10	T20 - T23	T22 - T25
All engines	COL:blue, spanner size 24, switch press. 0.3/0.55 bar, thread M10x1.0	7.0141			
All engines	thread M10x1.0	7.0183			
All engines	COL:beige		7.6323		

ENGINE				
1.4	Petrol	66	01/09->	Z 14 XEP

Engine	Information	S10	T10	T20 - T23	T22 - T25
All engines	thread M10x1.0	7.0183			
All engines	COL:beige, t.tnr. M20/M32		7.6323		
All engines				7.1208 T20	7.1207 T22

ENGINE				
1.4	Petrol	74	12/09-10/15	A 14 XER, B 14 XER

Engine	Information	S10	T10	T20 - T23	T22 - T25
Eng. A 14 XER	COL:blue, spanner size 24, switch press. 0.3/0.55 bar, thread M10x1.0	7.0141			
All engines	thread M10x1.0	7.0183			
All engines	COL:beige, t.tnr. F17		7.6323		

ENGINE				
1.4	Petrol	88	10/11->	A 14 NEL, B 14 NEL

Engine	Information	S10	T10	T20 - T23	T22 - T25
All engines	thread M10x1.0	7.0183			
All engines	COL:beige		7.6323		

ENGINE				
1.4 LPG	Petrol/ Petro- leum Gas (LPG)	103	12/11->	A 14 NET

Engine	Information	S10	T10	T20 - T23	T22 - T25
All engines	COL:blue, spanner size 24, switch press. 0.3/0.55 bar, thread M10x1.0	7.0141			
All engines	thread M10x1.0	7.0183			
All engines	->ch. B3, ->ch. B8, ->ch. BG, t.tnr. F40		7.6249		
All engines	ch. B3 ->, ch. B8 ->, ch. BG ->, ch. C0 ->, ch. C1 ->, COL:beige, t.tnr. F17/M32, t.tnr. F40		7.6323		

ENGINE				
1.4 Turbo	Petrol	103	12/09->	A 14 NET, B 14 NET

Engine	Information	S10	T10	T20 - T23	T22 - T25
All engines	thread M10x1.0	7.0183			
All engines			7.6249		
All engines	COL:beige		7.6323		

ENGINE				
1.4 Turbo	Petrol	88	10/10-10/15	A 14 NEL, B 14 NEL

Engine	Information	S10	T10	T20 - T23	T22 - T25
All engines	thread M10x1.0	7.0183			
All engines			7.6249		
All engines	COL:beige		7.6323		

ENGINE				
1.6	Petrol	132	10/11->	A 16 LET





Engine	Information	S10	T10	T20 - T23	T22 - T25
All engines	thread M10x1.0	7.0183			
All engines	COL:beige, t.tnr. M32		7.6323		

ENGINE				
1.6	Petrol	85	12/06->	A 16 XER, B 16 XER, Z 16 XER

Engine	Information	S10	T10	T20 - T23	T22 - T25
All engines	COL:blue, spanner size 24, switch press. 0.3/0.55 bar, thread M10x1.0	7.0141			
Eng. A 16 XER, B 16 XER	thread M10x1.0	7.0183			
All engines	COL:beige, t.tnr. F17, t.tnr. M20/M32		7.6323		
Eng. Z 16 XER				7.1208 T20	7.1207 T22, T25

S10	OIL PRESSURE WARNING LIGHT SWITCH	T10	REVERSING LIGHT SWITCH	T20	BRAKE LIGHT SWITCH
T22	SWITCH CLUTCH CONTROL (CRUISE CONTROL)	T23	SWITCH BRAKE ACTUATION (ENGINE TIMING)	T25	SWITCH CLUTCH CONTROL (ENGINE CONTROL)

FUNCTIONS ON THE VEHICLE

Vehicle	alim.	kW	Date	Engine	 S10	 T10	 T20 - T23	 T22 - T25
---------	-------	----	------	--------	---	---	--	---

ENGINE				
1.6 CDTi	Diesel	100	11/13->	B 16 DTH

Engine	Information	S10	T10	T20 - T23	T22 - T25
All engines	->ch. B3, ->ch. B8, ->ch. BG, t.tnr. F40		7.6249		
All engines	ch. B3 ->, ch. B8 ->, ch. BG ->, ch. CO ->, ch. C1 ->, COL:beige, t.tnr. F17/M32, t.tnr. F40		7.6323		

ENGINE				
1.6 CDTi	Diesel	81	01/14->	B 16 DTL

Engine	Information	S10	T10	T20 - T23	T22 - T25
All engines	->ch. B3, ->ch. B8, ->ch. BG, t.tnr. F40		7.6249		
All engines	ch. B3 ->, ch. B8 ->, ch. BG ->, ch. CO ->, ch. C1 ->, COL:beige, t.tnr. F17/M32, t.tnr. F40, t.tnr. M32		7.6323		

ENGINE				
1.6 LPG	Petrol/ Petro- leum Gas (LPG)	84	10/12-10/15	A 16 XER

Engine	Information	S10	T10	T20 - T23	T22 - T25
All engines		7.0183			
All engines	conn.shape : oval		7.6323		

ENGINE				
1.6 SIDI	Petrol	125	12/12->	A 16 XHT, B 16 SHL

Engine	Information	S10	T10	T20 - T23	T22 - T25
All engines			7.6249		
All engines	COL:beige		7.6323		

ENGINE				
1.6 SIDI	Petrol	147	07/13->	A 16 SHT, B 16 SHT

Engine	Information	S10	T10	T20 - T23	T22 - T25
All engines	COL:beige		7.6323		

ENGINE				
1.6 Turbo	Petrol	132	12/09-10/15	A 16 LET

Engine	Information	S10	T10	T20 - T23	T22 - T25
All engines	COL:blue, spanner size 24, switch press. 0.3/0.55 bar, thread M10x1.0	7.0141			
All engines	thread M10x1.0	7.0183			
All engines			7.6249		
All engines	COL:beige		7.6323		

ENGINE				
1.7 CDTi	Diesel	74	10/10-10/15	A 17 DTL

Engine	Information	S10	T10	T20 - T23	T22 - T25
All engines		7.0170			
All engines	conn.shape : oval		7.6323		

ENGINE				
1.7 CDTi	Diesel	81	01/09->	A 17 DTC, A 17 DTE, A 17 DTJ, Z 17 DTJ

Engine	Information	S10	T10	T20 - T23	T22 - T25
All engines		7.0170			
Eng. A 17 DTC, A 17 DTE, A 17 DTJ	->ch. BG000000, t.tnr. F40		7.6249		
All engines	ch. BG000001 ->, COL:beige, conn.shape : oval, t.tnr. F17-F40, t.tnr. F40, t.tnr. M20/M32		7.6323		
Eng. Z 17 DTJ				7.1208 T20	7.1207 T22

ENGINE				
1.7 CDTi	Diesel	92	01/09->	A 17 DTR, Z 17 DTR


Engine	Information	S10	T10	T20 - T23	T22 - T25
All engines		7.0170			
Eng. A 17 DTR			7.6249		
Eng. Z 17 DTR	COL:beige, t.tnr. M20/M32		7.6323		
Eng. Z 17 DTR				7.1208 T20	7.1207 T22

ENGINE				
1.7 CDTi	Diesel	96	10/10-10/15	A 17 DTF, A 17 DTS

Engine	Information	S10	T10	T20 - T23	T22 - T25
All engines		7.0170			
All engines	COL:beige		7.6323		

S10 OIL PRESSURE WARNING LIGHT SWITCH	T10 REVERSING LIGHT SWITCH	T20 BRAKE LIGHT SWITCH
T22 SWITCH CLUTCH CONTROL (CRUISE CONTROL)	T23 SWITCH BRAKE ACTUATION (ENGINE TIMING)	T25 SWITCH CLUTCH CONTROL (ENGINE CONTROL)

FUNCTIONS ON THE VEHICLE

Vehicle	alim.	kW	Date	Engine	 S10	 T10	 T20 - T23	 T22 - T25
---------	-------	----	------	--------	---	---	--	---

ENGINE				
1.8	Petrol	103	02/07->	A 18 XER, Z 18 XER

Engine	Information	S10	T10	T20 - T23	T22 - T25
Eng. Z 18 XER	COL:blue, spanner size 24, switch press. 0.3/0.55 bar, thread M10x1.0	7.0141			
Eng. A 18 XER	thread M10x1.0	7.0183			
All engines	COL:beige		7.6323		
Eng. Z 18 XER				7.1208 T20	7.1207 T22

ENGINE				
2.0	Petrol	206	04/12->	A 20 NFT, B 20 NFT

Engine	Information	S10	T10	T20 - T23	T22 - T25
All engines	->ch. B3, ->ch. B8, ->ch. BG		7.6249		
All engines	ch. B3 ->, ch. B8 ->, ch. BG ->, ch. C0 ->, ch. C1 ->, COL:beige		7.6323		

ENGINE				
2.0 BiTurbo CDTI	Diesel	143	09/12-10/15	A 20 DTR

Engine	Information	S10	T10	T20 - T23	T22 - T25
All engines	Conn. nr. 1	7.0096			
All engines	->ch. B3, ->ch. B8, ->ch. BG		7.6249		
All engines	ch. B3 ->, ch. B8 ->, ch. BG ->, ch. C0 ->, ch. C1 ->, COL:beige		7.6323		

ENGINE				
2.0 CDTI	Diesel	118	09/09-10/15	A 20 DTH

Engine	Information	S10	T10	T20 - T23	T22 - T25
All engines	-> 01/12/11, ->ch. B3999999, ->ch. B8999999, ->ch. BG999999, Conn. nr. 1, -start-stop function	7.0096			
All engines	-> 01/12/10, ->ch. B3, ->ch. B8, ->ch. BG		7.6249		
All engines	01/01/11 ->, ch. B3 ->, ch. B8 ->, ch. BG ->, ch. C0 ->, ch. C1 ->, COL:beige		7.6323		

ENGINE				
2.0 CDTI	Diesel	121	06/11-10/15	A 20 DTH

Engine	Information	S10	T10	T20 - T23	T22 - T25
All engines	->ch. B3999999, ->ch. B8999999, ->ch. BG999999, ch. E0000001 ->, ch. E1000001 ->, ch. E3000001 ->, ch. E8000001 ->, ch. EG000001 ->, Conn. nr. 1, pole nr. 1, -start-stop function	7.0096			
All engines	->ch. B3, ->ch. B8, ->ch. BG		7.6249		
All engines	ch. B3 ->, ch. B8 ->, ch. BG ->, ch. C0 ->, ch. C1 ->, COL:beige, t.tnr. F40		7.6323		

ENGINE				
2.0 CDTI	Diesel	96	12/09->	A 20 DTH, Y 20 DTJ, Z 20 DTJ

Engine	Information	S10	T10	T20 - T23	T22 - T25
All engines	+start-stop function, ch. E0000001 ->, ch. E1000001 ->, ch. E3000001 ->, ch. E8000001 ->, ch. EG000001 ->, Conn. nr. 1, pole nr. 1, -start-stop function	7.0096			
Eng. Y 20 DTJ, Z 20 DTJ	->ch. B3, B8, BG, conn.shape : oval		7.6249		
Eng. Y 20 DTJ, Z 20 DTJ	ch. C0, C1, B3, B8, BG ->, conn.shape : oval		7.6323		

ASTRA K

ENGINE				
1.0 Turbo	Petrol	66	06/18->	D 10 XFL

Engine	Information	S10	T10	T20 - T23	T22 - T25
All engines	COL:beige		7.6323		

ENGINE				
1.0 Turbo	Petrol	77	06/15->	B 10 XFL, D 10 XFL

Engine	Information	S10	T10	T20 - T23	T22 - T25
All engines	COL:beige		7.6323		

ENGINE				
1.4 CNG	Petrol/ Natural Gas (CNG)	81	10/17->	B 14 XNT





Engine	Information	S10	T10	T20 - T23	T22 - T25
All engines	COL:beige		7.6323		

ENGINE				
1.4 Turbo	Petrol	110	06/15->	B 14 XFT

Engine	Information	S10	T10	T20 - T23	T22 - T25
All engines	COL:beige		7.6323		

S10	OIL PRESSURE WARNING LIGHT SWITCH	T10	REVERSING LIGHT SWITCH	T20	BRAKE LIGHT SWITCH
T22	SWITCH CLUTCH CONTROL (CRUISE CONTROL)	T23	SWITCH BRAKE ACTUATION (ENGINE TIMING)	T25	SWITCH CLUTCH CONTROL (ENGINE CONTROL)

FUNCTIONS ON THE VEHICLE

Vehicle	alim.	kW	Date	Engine	 S10	 T10	 T20 - T23	 T22 - T25
---------	-------	----	------	--------	---	---	--	---

ENGINE					S10	T10	T20 - T23	T22 - T25
1.4 Turbo	Petrol	74	06/15->	B 14 XE				
Engine	Information							
All engines	COL:beige				7.6323			
1.4 Turbo	Petrol	92	06/15->	B 14 XFL				
Engine	Information							
All engines	COL:beige				7.6323			
1.6 CDTi	Diesel	100	06/15->	B 16 DTH				
Engine	Information							
All engines	COL:beige				7.6323			
1.6 CDTi	Diesel	118	11/15->	B 16 DTR				
Engine	Information							
All engines	COL:beige				7.6323			
1.6 CDTi	Diesel	70	06/15->	B 16 DTE				
Engine	Information							
All engines	COL:beige				7.6323			
1.6 CDTi	Diesel	81	06/15->	B 16 DTE, B 16 DTU				
Engine	Information							
All engines	COL:beige				7.6323			
1.6 Turbo	Petrol	147	11/15->	B 16 SHT				
Engine	Information							
All engines	COL:beige				7.6323			

CALIBRA A

ENGINE					S10	T10	T20 - T23	T22 - T25
2.0 i	Petrol	85	08/89-12/96	C 20 NE				
Engine	Information							
All engines	->ch. R1999999, R9999999				7.0069			
All engines					7.6073			
All engines	pole nr. 2, see connection type					7.1050, 7.1098	T20	
All engines	pole nr. 3					7.1082	T20	
2.0 i 16V	Petrol	100	02/94-07/97	X 20 XEV				
Engine	Information							
All engines	->ch. R1999999, R9999999				7.0069			
All engines					7.6073			
All engines	pole nr. 2, see connection type					7.1050, 7.1098	T20	
All engines	pole nr. 3					7.1082	T20	
2.0 i 16V	Petrol	110	06/90-02/94	C 20 XE				
Engine	Information							
All engines	->ch. R1999999, R9999999				7.0069			
All engines					7.6073			
All engines	pole nr. 2, see connection type					7.1050, 7.1098	T20	
All engines	pole nr. 3					7.1082	T20	
2.0 i 16V 4x4	Petrol	100	02/94-07/97	X 20 XEV				
Engine	Information							
All engines	->ch. R1999999, R9999999				7.0069			
All engines					7.6073			
All engines	pole nr. 2, see connection type					7.1050, 7.1098	T20	
All engines	pole nr. 3					7.1082	T20	

S10 OIL PRESSURE WARNING LIGHT SWITCH	T10 REVERSING LIGHT SWITCH	T20 BRAKE LIGHT SWITCH
T22 SWITCH CLUTCH CONTROL (CRUISE CONTROL)	T23 SWITCH BRAKE ACTUATION (ENGINE TIMING)	T25 SWITCH CLUTCH CONTROL (ENGINE CONTROL)

FUNCTIONS ON THE VEHICLE

Vehicle	alim.	kW	Date	Engine	 S10	 T10	 T20 - T23	 T22 - T25
---------	-------	----	------	--------	---	---	--	---

				ENGINE
2.0 i 16V 4x4	Petrol	110	06/90-02/94	C 20 XE

Engine	Information	S10	T10	T20 - T23	T22 - T25
All engines	->ch. R1999999, R9999999	7.0069			
All engines			7.6073		
All engines	pole nr. 2, see connection type			7.1050, 7.1098	T20
All engines	pole nr. 3			7.1082	T20

				ENGINE
2.0 i 4x4	Petrol	85	06/90-07/97	C 20 NE

Engine	Information	S10	T10	T20 - T23	T22 - T25
All engines	->ch. R1999999, R9999999	7.0069			
All engines			7.6073		
All engines	pole nr. 2, see connection type			7.1050, 7.1098	T20
All engines	pole nr. 3			7.1082	T20

				ENGINE
2.0 i Turbo 4x4	Petrol	150	08/91-07/97	C 20 LET

Engine	Information	S10	T10	T20 - T23	T22 - T25
All engines	->ch. R1999999, R9999999	7.0069			
All engines			7.6073		
All engines	pole nr. 2			7.1050	T20
All engines	pole nr. 3			7.1082	T20

				ENGINE
2.5 i V6	Petrol	125	04/93-07/97	C 25 XE

Engine	Information	S10	T10	T20 - T23	T22 - T25
All engines	->ch. R1999999, R9999999	7.0069			
All engines			7.6073		
All engines	pole nr. 2, see connection type			7.1050, 7.1098	T20
All engines	pole nr. 3			7.1082	T20

CAMPO

				ENGINE
2.2 D	Diesel	45	08/87-08/90	C223

Engine	Information	S10	T10	T20 - T23	T22 - T25
All engines		7.0016	7.6078	7.1052	T20

				ENGINE
2.2 D 4x4	Diesel	45	08/87-08/90	C223

Engine	Information	S10	T10	T20 - T23	T22 - T25
All engines		7.0016	7.6078	7.1052	T20

				ENGINE
2.3	Petrol	72	08/94-09/96	23 P

Engine	Information	S10	T10	T20 - T23	T22 - T25
All engines	-> 30/06/94, 01/10/92 ->, LHD, RHD	7.0016			
All engines	01/07/94 ->, LHD	7.0061			
All engines			7.6078	7.1052	T20

				ENGINE
2.5 D	Diesel	56	08/91-06/94	4JA1

Engine	Information	S10	T10	T20 - T23	T22 - T25
All engines		7.0016	7.6078	7.1052	T20

				ENGINE
2.5 D 4x4	Diesel	56	08/91-06/94	4JA1





Engine	Information	S10	T10	T20 - T23	T22 - T25
All engines		7.0016	7.6078	7.1052	T20

				ENGINE
2.5 TD	Diesel	56	07/94-06/01	4JA1-T

Engine	Information	S10	T10	T20 - T23	T22 - T25
All engines		7.0016	7.6078		
All engines	pole nr. 4			7.1044	T20
All engines	pole nr. 2			7.1052	T20

S10 OIL PRESSURE WARNING LIGHT SWITCH	T10 REVERSING LIGHT SWITCH	T20 BRAKE LIGHT SWITCH
T22 SWITCH CLUTCH CONTROL (CRUISE CONTROL)	T23 SWITCH BRAKE ACTUATION (ENGINE TIMING)	T25 SWITCH CLUTCH CONTROL (ENGINE CONTROL)

FUNCTIONS ON THE VEHICLE

Vehicle	alim.	kW	Date	Engine	 S10	 T10	 T20 - T23	 T22 - T25
---------	-------	----	------	--------	---	---	--	---

				ENGINE
2.5 TD 4x4	Diesel	56	07/94-06/01	4JA1-T

Engine	Information	S10	T10	T20 - T23	T22 - T25
All engines		7.0016	7.6078		
All engines	pole nr. 4			7.1044 T20	
All engines	pole nr. 2			7.1052 T20	

				ENGINE
3.1 TD	Diesel	80	12/92-06/01	4JG2T

Engine	Information	S10	T10	T20 - T23	T22 - T25
All engines		7.0016	7.6078		
All engines	pole nr. 4			7.1044 T20	
All engines	pole nr. 2			7.1052 T20	

				ENGINE
3.1 TD 4x4	Diesel	80	12/92-06/01	4JG2T

Engine	Information	S10	T10	T20 - T23	T22 - T25
All engines		7.0016	7.6078		
All engines	pole nr. 4			7.1044 T20	
All engines	pole nr. 2			7.1052 T20	

CASCADA

				ENGINE
1.4	Petrol	88	03/13->	A 14 NEL, B 14 NEL

Engine	Information	S10	T10	T20 - T23	T22 - T25
All engines	COL:blue, spanner size 24, switch press. 0.3/0.55 bar, thread M10x1.0	7.0141			
All engines	thread M10x1.0	7.0183			
All engines	+start-stop function, COL:beige, no specific info conc. application available, -start-stop function		7.6323		

				ENGINE
1.4 Turbo	Petrol	103	03/13->	A 14 NET, B 14 NET

Engine	Information	S10	T10	T20 - T23	T22 - T25
All engines	COL:blue, spanner size 24, switch press. 0.3/0.55 bar, thread M10x1.0	7.0141			
All engines	thread M10x1.0	7.0183			
All engines	+start-stop function, COL:beige, no specific info conc. application available, -start-stop function		7.6323		

				ENGINE
1.6	Petrol	100	09/18->	D 16 SHJ

Engine	Information	S10	T10	T20 - T23	T22 - T25
All engines	COL:beige		7.6323		

				ENGINE
1.6	Petrol	125	03/13->	B 16 SHL

Engine	Information	S10	T10	T20 - T23	T22 - T25
All engines	no specific info conc. application available		7.6323		

				ENGINE
1.6	Petrol	147	11/13->	A 16 SHT, B 16 SHT

Engine	Information	S10	T10	T20 - T23	T22 - T25
All engines	->ch. DG999999, ch. EG000001 ->, COL:beige, -start-stop function		7.6323		

				ENGINE
1.6 SIDI	Petrol	125	03/13->	A 16 XHT, B 16 SHL, D 16 SHL

Engine	Information	S10	T10	T20 - T23	T22 - T25
All engines	->ch. DG999999, ch. EG000001 ->, COL:beige, -start-stop function		7.6323		

				ENGINE
2.0 CDTI	Diesel	121	03/13->	A 20 DTH

Engine	Information	S10	T10	T20 - T23	T22 - T25
All engines	ch. EG000001 ->	7.0096			
All engines	COL:beige		7.6323		

				ENGINE
2.0 CDTI	Diesel	125	07/15->	B 20 DTH

Engine	Information	S10	T10	T20 - T23	T22 - T25
All engines	COL:beige, -start-stop function		7.6323		

S10 OIL PRESSURE WARNING LIGHT SWITCH	T10 REVERSING LIGHT SWITCH	T20 BRAKE LIGHT SWITCH
T22 SWITCH CLUTCH CONTROL (CRUISE CONTROL)	T23 SWITCH BRAKE ACTUATION (ENGINE TIMING)	T25 SWITCH CLUTCH CONTROL (ENGINE CONTROL)

FUNCTIONS ON THE VEHICLE

Vehicle	alim.	kW	Date	Engine	 S10	 T10	 T20 - T23	 T22 - T25
---------	-------	----	------	--------	---	---	--	---

				ENGINE
2.0 CDTI	Diesel	143	03/13->	A 20 DTR

Engine	Information	S10	T10	T20 - T23	T22 - T25
All engines	Conn. nr. 1	7.0096			
All engines	COL:beige		7.6323		

COMBO B

				ENGINE
1.2	Petrol	33	07/94-10/01	C 12 NZ, X 12 SZ

Engine	Information	S10	T10	T20 - T23	T22 - T25
All engines		7.0069	7.6073	7.1004 T20	

				ENGINE
1.4	Petrol	44	07/94-10/01	C 14 NZ, X 14 SZ

Engine	Information	S10	T10	T20 - T23	T22 - T25
All engines		7.0069	7.6073	7.1004 T20	

				ENGINE
1.4	Petrol	60	07/94-10/01	C 14 SE

Engine	Information	S10	T10	T20 - T23	T22 - T25
All engines		7.0069	7.6073	7.1004 T20	

				ENGINE
1.4 16V	Petrol	66	08/99-10/01	X 14 XE

Engine	Information	S10	T10	T20 - T23	T22 - T25
All engines		7.0069	7.6073	7.1004 T20	

				ENGINE
1.7 D	Diesel	44	07/94-10/01	17 D (4EE1), X 17 D (4EE1)

Engine	Information	S10	T10	T20 - T23	T22 - T25
All engines		7.0015	7.6073	7.1004 T20	

COMBO C

				ENGINE
1.3 CDTI 16V	Diesel	51	06/04->	Y 13 DT, Z 13 DT

Engine	Information	S10	T10	T20 - T23	T22 - T25
All engines	Conn. nr. 1	7.0096			
All engines	spanner size 19, thread M12x1.5		7.6073		
Eng. Y 13 DT	->ch. 23039908, ->ch. 24317080, ->ch. 26123515, LHD, RHD			7.1163 T20	
All engines	ch. 23039909 ->, ch. 24317081 ->, ch. 26123516 ->, LHD			7.1205 T20	
Eng. Y 13 DT					7.1207 T22
All engines					7.1207 T25

				ENGINE
1.3 CDTI 16V	Diesel	55	10/05-12/12	Z 13 DTJ

Engine	Information	S10	T10	T20 - T23	T22 - T25
All engines	Conn. nr. 1	7.0096			
All engines	spanner size 19, thread M12x1.5		7.6073		
All engines	RHD			7.1163 T20	
All engines	LHD			7.1205 T20	
All engines					7.1207 T25

				ENGINE
1.4	Petrol	66	10/04-12/11	Z 14 XEP

Engine	Information	S10	T10	T20 - T23	T22 - T25
All engines	COL:blue, spanner size 24, switch press. 0.3/0.55 bar, thread M10x1.0	7.0141			
All engines	spanner size 19, thread M12x1.5		7.6073		
All engines				7.1205 T20	7.1207 T25

				ENGINE
1.4 16V	Petrol	66	08/05->	Z 14 XEP

Engine	Information	S10	T10	T20 - T23	T22 - T25
All engines	COL:blue, spanner size 24, switch press. 0.3/0.55 bar, thread M10x1.0	7.0141			
All engines	spanner size 19, thread M12x1.5		7.6073		
All engines	RHD			7.1163 T20	
All engines	LHD			7.1205 T20	
All engines					7.1207 T25

S10	OIL PRESSURE WARNING LIGHT SWITCH	T10	REVERSING LIGHT SWITCH	T20	BRAKE LIGHT SWITCH
T22	SWITCH CLUTCH CONTROL (CRUISE CONTROL)	T23	SWITCH BRAKE ACTUATION (ENGINE TIMING)	T25	SWITCH CLUTCH CONTROL (ENGINE CONTROL)

FUNCTIONS ON THE VEHICLE

Vehicle	alim.	kW	Date	Engine	 S10	 T10	 T20 - T23	 T22 - T25
---------	-------	----	------	--------	---	---	--	---

ENGINE				
1.6	Petrol	64	10/01->	Z 16 SE

Engine	Information	S10	T10	T20 - T23	T22 - T25
All engines	spanner size 24, switch press. 0.3/0.55 bar, thread M14x1.5	7.0069			
All engines	spanner size 19, thread M12x1.5		7.6073		
All engines	RHD			7.1163 T20	
All engines	LHD			7.1205 T20	
All engines	->ch. 36999999				7.1110 T25
All engines	ch. 4600001 ->				7.1207 T25

ENGINE				
1.6 CNG	Petrol/ Natural Gas (CNG)	69	06/06-12/11	Y 16 YNG, Z 16 YNG

Engine	Information	S10	T10	T20 - T23	T22 - T25
All engines	spanner size 24, switch press. 0.3/0.55 bar, thread M14x1.5	7.0069			
All engines	spanner size 19, thread M12x1.5		7.6073		
All engines				7.1205 T20	7.1207 T25

ENGINE				
1.6 CNG	Petrol/ Natural Gas (CNG)	71	04/05-01/11	Z 16 YNG

Engine	Information	S10	T10	T20 - T23	T22 - T25
All engines	spanner size 24, switch press. 0.3/0.55 bar, thread M14x1.5	7.0069			
All engines	spanner size 19, thread M12x1.5		7.6073		
All engines				7.1205 T20	7.1207 T25

ENGINE				
1.6 CNG 16V	Petrol/ Natural Gas (CNG)	69	06/06->	Y 16 YNG, Z 16 YNG

Engine	Information	S10	T10	T20 - T23	T22 - T25
All engines	spanner size 24, switch press. 0.3/0.55 bar, thread M14x1.5	7.0069			
All engines	spanner size 19, thread M12x1.5		7.6073		
All engines				7.1205 T20	7.1207 T25

ENGINE				
1.6 CNG 16V	Petrol/ Natural Gas (CNG)	71	04/05->	Z 16 YNG

Engine	Information	S10	T10	T20 - T23	T22 - T25
All engines	spanner size 24, switch press. 0.3/0.55 bar, thread M14x1.5	7.0069			
All engines	spanner size 19, thread M12x1.5		7.6073		
All engines				7.1205 T20	7.1207 T25

ENGINE				
1.7 CDTI 16V	Diesel	74	07/04->	Z 17 DTH

Engine	Information	S10	T10	T20 - T23	T22 - T25
All engines		7.0015		7.1205 T20	7.1207 T25
All engines	spanner size 19, thread M12x1.5		7.6073		

ENGINE				
1.7 DI 16V	Diesel	48	10/01->	Y 17 DTL

Engine	Information	S10	T10	T20 - T23	T22 - T25
All engines		7.0015			
All engines	spanner size 19, thread M12x1.5		7.6073		
All engines	RHD			7.1163 T20	
All engines	LHD			7.1205 T20	
All engines	->ch. 36999999				7.1110 T25
All engines	ch. 46000001 ->				7.1207 T25

ENGINE				
1.7 DTI 16V	Diesel	55	10/01->	Y 17 DT

Engine	Information	S10	T10	T20 - T23	T22 - T25
All engines		7.0015			
All engines	spanner size 19, thread M12x1.5		7.6073		
All engines	RHD			7.1163 T20	

S10 OIL PRESSURE WARNING LIGHT SWITCH	T10 REVERSING LIGHT SWITCH	T20 BRAKE LIGHT SWITCH
T22 SWITCH CLUTCH CONTROL (CRUISE CONTROL)	T23 SWITCH BRAKE ACTUATION (ENGINE TIMING)	T25 SWITCH CLUTCH CONTROL (ENGINE CONTROL)

FUNCTIONS ON THE VEHICLE

Vehicle	alim.	kW	Date	Engine	 S10	 T10	 T20 - T23	 T22 - T25
---------	-------	----	------	--------	---	---	--	---

				ENGINE
1.7 DTI 16V	Diesel	55	10/01->	Y 17 DT

Engine	Information	S10	T10	T20 - T23	T22 - T25
All engines	LHD			7.1205 T20	
All engines	->ch. 36999999				7.1110 T25
All engines	ch. 46000001 ->				7.1207 T25

				ENGINE
1.3 CDTI	Diesel	66	02/12->	A 13 FD

Engine	Information	S10	T10	T20 - T23	T22 - T25
All engines	Conn. nr. 1	7.0096			
All engines			7.6067	7.1247 T20	
All engines	-start-stop function				7.1226 T22

				ENGINE
1.3 CDTI	Diesel	70	03/16->	A 13 FD

Engine	Information	S10	T10	T20 - T23	T22 - T25
All engines	Conn. nr. 1, euro 5	7.0096			
All engines	+start-stop function, euro 6	7.0163			
All engines			7.6067	7.1247 T20	

				ENGINE
1.4	Petrol	70	02/12->	A 14 FP

Engine	Information	S10	T10	T20 - T23	T22 - T25
All engines	Conn. nr. 1	7.0096			
All engines			7.6142	7.1247 T20	
All engines	-start-stop function				7.1226 T22

				ENGINE
1.4	Petrol	88	02/12->	A 14 FC

Engine	Information	S10	T10	T20 - T23	T22 - T25
All engines	Conn. nr. 1	7.0096			
All engines	euro 6		7.6142		
All engines	euro 5		7.6196		
All engines				7.1247 T20	
All engines	-start-stop function				7.1226 T22

				ENGINE
1.4 CNG	Petrol/ Natural Gas (CNG)	88	02/12->	A 14 FC, A14FCNG

Engine	Information	S10	T10	T20 - T23	T22 - T25
All engines	Conn. nr. 1	7.0096			
Eng. A 14 FC	t.nnr. EASYTRONIC		7.6067		
All engines	+manual transmission		7.6196		
All engines				7.1247 T20	
All engines	-start-stop function				7.1226 T22

				ENGINE
1.6 CDTI	Diesel	66	02/12->	A 16 FDL

Engine	Information	S10	T10	T20 - T23	T22 - T25
All engines	Conn. nr. 1	7.0096			
All engines	semiaut.		7.6067		
All engines	man.		7.6196		
All engines				7.1247 T20	
All engines	-start-stop function				7.1226 T22

				ENGINE
1.6 CDTI	Diesel	70	03/15->	A 16 FDL

Engine	Information	S10	T10	T20 - T23	T22 - T25
All engines	Conn. nr. 1	7.0096			
All engines				7.1247 T20	

				ENGINE
1.6 CDTI	Diesel	74	02/12->	A 16 FDH

Engine	Information	S10	T10	T20 - T23	T22 - T25
All engines	Conn. nr. 1	7.0096			
All engines	t.nnr. EASYTRONIC		7.6067		
All engines	+manual transmission		7.6196		

S10	OIL PRESSURE WARNING LIGHT SWITCH	T10	REVERSING LIGHT SWITCH	T20	BRAKE LIGHT SWITCH
T22	SWITCH CLUTCH CONTROL (CRUISE CONTROL)	T23	SWITCH BRAKE ACTUATION (ENGINE TIMING)	T25	SWITCH CLUTCH CONTROL (ENGINE CONTROL)

FUNCTIONS ON THE VEHICLE

Vehicle	alim.	kW	Date	Engine				
					S10	T10	T20 - T23	T22 - T25

				ENGINE
1.6 CDTI	Diesel	74	02/12->	A 16 FDH

Engine	Information	S10	T10	T20 - T23	T22 - T25
All engines				7.1247 T20	
All engines	-start-stop function				7.1226 T25

				ENGINE
1.6 CDTI	Diesel	77	02/12->	A 16 FDH

Engine	Information	S10	T10	T20 - T23	T22 - T25
All engines	Conn. nr. 1	7.0096			
All engines	semiaut.		7.6067		
All engines	man.		7.6196		
All engines				7.1247 T20	
All engines	-start-stop function				7.1226 T22

				ENGINE
1.6 CDTI	Diesel	88	03/15->	A 16 FDL

Engine	Information	S10	T10	T20 - T23	T22 - T25
All engines	Conn. nr. 1	7.0096			
All engines			7.6196	7.1247 T20	

				ENGINE
2.0 CDTI	Diesel	99	02/12->	A 20 FD

Engine	Information	S10	T10	T20 - T23	T22 - T25
All engines	Conn. nr. 1	7.0096			
All engines	t.tnr. EASYTRONIC		7.6067		
All engines	+manual transmission		7.6196		
All engines				7.1247 T20	
All engines	-start-stop function				7.1226 T22

CORSA A

				ENGINE
1.0	Petrol	33	09/82-03/93	10 S

Engine	Information	S10	T10	T20 - T23	T22 - T25
All engines	->ch. J4999999	7.0023	7.6011		
All engines	ch. K4000001 ->	7.0069	7.6073		
All engines				7.1004 T20	

				ENGINE
1.2	Petrol	33	09/82-08/90	12 N, 12 NC, E 12 GV

Engine	Information	S10	T10	T20 - T23	T22 - T25
Eng. 12 N, 12 NC	->ch. J4999999	7.0023			
Eng. 12 N, 12 NC	ch. K4000001 ->	7.0069			
All engines	->ch. J4999999		7.6011		
All engines	ch. K4000001 ->		7.6073		
All engines				7.1004 T20	

				ENGINE
1.2	Petrol	40	02/86-04/89	12 ST

Engine	Information	S10	T10	T20 - T23	T22 - T25
All engines	->ch. J4999999	7.0023	7.6011		
All engines	ch. K4000001 ->	7.0069	7.6073		
All engines				7.1004 T20	

				ENGINE
1.2	Petrol	44	09/82-08/90	12 S

Engine	Information	S10	T10	T20 - T23	T22 - T25
All engines	->ch. J4999999	7.0023	7.6011		
All engines	ch. K4000001 ->	7.0069	7.6073		
All engines				7.1004 T20	

				ENGINE
1.2 i	Petrol	33	09/89-03/93	C 12 NZ

Engine	Information	S10	T10	T20 - T23	T22 - T25
All engines		7.0069		7.1004 T20	
All engines	->ch. J4999999		7.6011		
All engines	ch. K4000001 ->		7.6073		

S10 OIL PRESSURE WARNING LIGHT SWITCH	T10 REVERSING LIGHT SWITCH	T20 BRAKE LIGHT SWITCH
T22 SWITCH CLUTCH CONTROL (CRUISE CONTROL)	T23 SWITCH BRAKE ACTUATION (ENGINE TIMING)	T25 SWITCH CLUTCH CONTROL (ENGINE CONTROL)

FUNCTIONS ON THE VEHICLE

Vehicle	alim.	kW	Date	Engine	 S10	 T10	 T20 - T23	 T22 - T25
---------	-------	----	------	--------	---	---	--	---

ENGINE				
1.2 N	Petrol	33	01/85-10/87	12 NC, E 12 GV

Engine	Information	S10	T10	T20 - T23	T22 - T25
Eng. 12 NC	->ch. J4999999	7.0023			
Eng. 12 NC	ch. K4000001 ->	7.0069			
All engines	->ch. J4999999		7.6011		
All engines	ch. K4000001 ->		7.6073		
All engines				7.1004	T20

ENGINE				
1.2 N	Petrol	38	01/90-03/93	12 NV

Engine	Information	S10	T10	T20 - T23	T22 - T25
All engines		7.0069		7.1004	T20
All engines	->ch. J4999999		7.6011		
All engines	ch. K4000001 ->		7.6073		

ENGINE				
1.2 S	Petrol	40	09/82-03/93	12 ST

Engine	Information	S10	T10	T20 - T23	T22 - T25
All engines	->ch. J4999999	7.0023	7.6011		
All engines	ch. K4000001 ->	7.0069	7.6073		
All engines				7.1004	T20

ENGINE				
1.2 S	Petrol	43	09/82-10/87	12 S

Engine	Information	S10	T10	T20 - T23	T22 - T25
All engines	->ch. J4999999	7.0023	7.6011		
All engines	ch. K4000001 ->	7.0069	7.6073		
All engines				7.1004	T20

ENGINE				
1.3	Petrol	44	09/85-10/89	13 NB, C 13 N

Engine	Information	S10	T10	T20 - T23	T22 - T25
Eng. 13 NB	->ch. J4999999	7.0023			
Eng. 13 NB	ch. K4000001 ->	7.0069			
Eng. C 13 N		7.0070			
All engines	->ch. J4999999		7.6011		
All engines	ch. K4000001 ->		7.6073		
All engines				7.1004	T20

ENGINE				
1.3	Petrol	51	02/86-04/89	13 SB

Engine	Information	S10	T10	T20 - T23	T22 - T25
All engines	->ch. J4999999	7.0023	7.6011		
All engines	ch. K4000001 ->	7.0069	7.6073		
All engines				7.1004	T20

ENGINE				
1.3 GL	Petrol	55	09/82-03/93	13 S

Engine	Information	S10	T10	T20 - T23	T22 - T25
All engines	->ch. J4999999	7.0023	7.6011		
All engines	ch. K4000001 ->	7.0069	7.6073		
All engines				7.1004	T20

ENGINE				
1.3 i	Petrol	44	09/86-09/90	C 13 N

Engine	Information	S10	T10	T20 - T23	T22 - T25
All engines		7.0070		7.1004	T20
All engines	->ch. J4999999		7.6011		
All engines	ch. K4000001 ->		7.6073		

ENGINE				
1.3 S	Petrol	51	09/82-10/89	13 SB

Engine	Information	S10	T10	T20 - T23	T22 - T25
All engines	->ch. J4999999	7.0023	7.6011		
All engines	ch. K4000001 ->	7.0069	7.6073		
All engines				7.1004	T20

S10	OIL PRESSURE WARNING LIGHT SWITCH	T10	REVERSING LIGHT SWITCH	T20	BRAKE LIGHT SWITCH
T22	SWITCH CLUTCH CONTROL (CRUISE CONTROL)	T23	SWITCH BRAKE ACTUATION (ENGINE TIMING)	T25	SWITCH CLUTCH CONTROL (ENGINE CONTROL)

FUNCTIONS ON THE VEHICLE

Vehicle	alim.	kW	Date	Engine	 S10	 T10	 T20 - T23	 T22 - T25
---------	-------	----	------	--------	---	---	--	---

				ENGINE
1.4 i	Petrol	40	01/85-03/93	C 14 NZ

Engine	Information	S10	T10	T20 - T23	T22 - T25
All engines		7.0070		7.1004 T20	
All engines	->ch. J4999999		7.6011		
All engines	ch. K4000001 ->		7.6073		

				ENGINE
1.4 i	Petrol	44	10/89-03/93	C 14 NZ

Engine	Information	S10	T10	T20 - T23	T22 - T25
All engines		7.0070		7.1004 T20	
All engines	->ch. J4999999		7.6011		
All engines	ch. K4000001 ->		7.6073		

				ENGINE
1.4 S	Petrol	53	09/89-03/93	14 NV

Engine	Information	S10	T10	T20 - T23	T22 - T25
All engines		7.0069		7.1004 T20	
All engines	->ch. J4999999		7.6011		
All engines	ch. K4000001 ->		7.6073		

				ENGINE
1.4 Si	Petrol	60	09/91-03/93	C 14 SE

Engine	Information	S10	T10	T20 - T23	T22 - T25
All engines		7.0069		7.1004 T20	
All engines	->ch. J4999999		7.6011		
All engines	ch. K4000001 ->		7.6073		

				ENGINE
1.5 D	Diesel	37	06/87-03/93	15 D (4EC1)

Engine	Information	S10	T10	T20 - T23	T22 - T25
All engines		7.0015		7.1004 T20	
All engines	->ch. J4999999		7.6011		
All engines	ch. K4000001 ->		7.6073		

				ENGINE
1.5 TD	Diesel	49	10/87-03/93	15 DT (T4EC1)

Engine	Information	S10	T10	T20 - T23	T22 - T25
All engines		7.0015		7.1004 T20	
All engines	->ch. J4999999		7.6011		
All engines	ch. K4000001 ->		7.6073		

				ENGINE
1.6 GSI	Petrol	55	08/88-09/92	C 16 NZ

Engine	Information	S10	T10	T20 - T23	T22 - T25
All engines		7.0070		7.1004 T20	
All engines	->ch. J4999999		7.6011		
All engines	ch. K4000001 ->		7.6073		

				ENGINE
1.6 GSI	Petrol	74	05/88-03/92	E 16 SE

Engine	Information	S10	T10	T20 - T23	T22 - T25
All engines		7.0069		7.1004 T20	
All engines	->ch. J4999999		7.6011		
All engines	ch. K4000001 ->		7.6073		

				ENGINE
1.6 GSI Cat	Petrol	74	02/92-03/93	C 16 SE





Engine	Information	S10	T10	T20 - T23	T22 - T25
All engines		7.0069		7.1004 T20	
All engines	->ch. J4999999		7.6011		
All engines	ch. K4000001 ->		7.6073		

CORSA B

				ENGINE
1.0 i 12V	Petrol	40	11/96-09/00	X 10 XE

Engine	Information	S10	T10	T20 - T23	T22 - T25
All engines		7.0183	7.6073	7.1004 T20	

S10 OIL PRESSURE WARNING LIGHT SWITCH	T10 REVERSING LIGHT SWITCH	T20 BRAKE LIGHT SWITCH
T22 SWITCH CLUTCH CONTROL (CRUISE CONTROL)	T23 SWITCH BRAKE ACTUATION (ENGINE TIMING)	T25 SWITCH CLUTCH CONTROL (ENGINE CONTROL)

Vehicle	alim.	kW	Date	Engine	FUNCTIONS ON THE VEHICLE			
					 S10	 T10	 T20 - T23	 T22 - T25

1.2 i	Petrol	33	03/93-09/00	ENGINE 12 NZ, C 12 NZ, X 12 SZ				
Engine	Information			S10	T10	T20 - T23	T22 - T25	
All engines				7.0069	7.6073	7.1004	T20	
1.2 i 16V	Petrol	48	03/98-09/00	ENGINE X 12 XE				
Engine	Information			S10	T10	T20 - T23	T22 - T25	
All engines				7.0183	7.6073	7.1004	T20	
1.4	Petrol	54	04/93-08/94	ENGINE C 14 SE				
Engine	Information			S10	T10	T20 - T23	T22 - T25	
All engines				7.0069	7.6073	7.1004	T20	
1.4 i	Petrol	40	03/93-09/00	ENGINE C 14 NZ, X 14 SZ				
Engine	Information			S10	T10	T20 - T23	T22 - T25	
All engines				7.0069	7.6073	7.1004	T20	
1.4 i	Petrol	44	03/93-09/00	ENGINE C 14 NZ, X 14 SZ				
Engine	Information			S10	T10	T20 - T23	T22 - T25	
All engines				7.0069	7.6073	7.1004	T20	
1.4 i 16V	Petrol	63	08/97-09/00	ENGINE C 14 SEL				
Engine	Information			S10	T10	T20 - T23	T22 - T25	
All engines				7.0069	7.6073	7.1004	T20	
1.4 i 16V	Petrol	66	09/94-12/02	ENGINE X 14 XE				
Engine	Information			S10	T10	T20 - T23	T22 - T25	
All engines				7.0069	7.6073	7.1004	T20	
1.4 i 16V	Petrol	67	09/94-09/00	ENGINE X 14 XE				
Engine	Information			S10	T10	T20 - T23	T22 - T25	
All engines				7.0069	7.6073	7.1004	T20	
1.4 Si	Petrol	60	03/93-09/00	ENGINE C 14 SE				
Engine	Information			S10	T10	T20 - T23	T22 - T25	
All engines				7.0069	7.6073	7.1004	T20	
1.5 D	Diesel	37	03/93-09/00	ENGINE 15 D (4EC1)				
Engine	Information			S10	T10	T20 - T23	T22 - T25	
All engines				7.0015	7.6073	7.1004	T20	
1.5 TD	Diesel	49	03/93-09/00	ENGINE 15 DT (T4EC1), X 15 DT (T4EC1)				
Engine	Information			S10	T10	T20 - T23	T22 - T25	
All engines				7.0015	7.6073	7.1004	T20	
1.6 GSI 16V	Petrol	80	03/93-09/00	ENGINE C 16 XE				
Engine	Information			S10	T10	T20 - T23	T22 - T25	
All engines				7.0069	7.6073	7.1004	T20	
1.6 i 16V	Petrol	74	08/97-09/00	ENGINE C 16 SEL				
Engine	Information			S10	T10	T20 - T23	T22 - T25	
All engines				7.0069	7.6073	7.1004	T20	
1.6 i 16V	Petrol	78	09/94-09/00	ENGINE X 16 XE				
Engine	Information			S10	T10	T20 - T23	T22 - T25	
All engines				7.0069	7.6073	7.1004	T20	
1.7 D	Diesel	44	02/96-12/02	ENGINE 17 D (4EE1), X 17 D (4EE1)				
Engine	Information			S10	T10	T20 - T23	T22 - T25	
All engines				7.0015	7.6073	7.1004	T20	

S10	OIL PRESSURE WARNING LIGHT SWITCH	T10	REVERSING LIGHT SWITCH	T20	BRAKE LIGHT SWITCH
T22	SWITCH CLUTCH CONTROL (CRUISE CONTROL)	T23	SWITCH BRAKE ACTUATION (ENGINE TIMING)	T25	SWITCH CLUTCH CONTROL (ENGINE CONTROL)

Vehicle	alim.	kW	Date	Engine				
					S10	T10	T20 - T23	T22 - T25

CORSA C

1.0	Petrol	43	09/00-06/03	ENGINE
				Z 10 XE

Engine	Information	S10	T10	T20 - T23	T22 - T25
All engines	COL:blue, spanner size 24, switch press. 0.3/0.55 bar, thread M10x1.0	7.0141			
All engines	spanner size 19, thread M12x1.5		7.6073		
All engines	->ch. 26123515, LHD, RHD			7.1163	T20
All engines	ch. 26123516 ->, LHD			7.1205	T20
All engines					7.1110 T25

1.0	Petrol	44	06/03-12/09	ENGINE
				Z 10 XEP

Engine	Information	S10	T10	T20 - T23	T22 - T25
All engines	COL:blue, spanner size 24, switch press. 0.3/0.55 bar, thread M10x1.0	7.0141			
All engines	spanner size 19, thread M12x1.5		7.6073		
All engines	->ch. 26123515, LHD, RHD			7.1163	T20
All engines	ch. 26123516 ->, LHD			7.1205	T20
All engines					7.1207 T25

1.2	Petrol	55	09/00-12/09	ENGINE
				Z 12 XE

Engine	Information	S10	T10	T20 - T23	T22 - T25
All engines	COL:blue, spanner size 24, switch press. 0.3/0.55 bar, thread M10x1.0	7.0141			
All engines	spanner size 19, thread M12x1.5		7.6073		
All engines	->ch. 26123515, LHD, RHD			7.1163	T20
All engines	ch. 26123516 ->, LHD			7.1205	T20
All engines	->ch. 36999999				7.1110 T25
All engines	ch. 46000001 ->				7.1207 T25

1.2	Petrol	59	07/05-06/06	ENGINE
				Z 12 XEP

Engine	Information	S10	T10	T20 - T23	T22 - T25
All engines	thread M10x1.0	7.0183			
All engines	spanner size 19, thread M12x1.5		7.6073		
All engines	->ch. 26123515			7.1163	T20
All engines	ch. 26123516 ->			7.1205	T20
All engines					7.1207 T25

1.2 16V	Petrol	55	09/00-07/03	ENGINE
				Z 12 XE

Engine	Information	S10	T10	T20 - T23	T22 - T25
All engines	COL:blue, spanner size 24, switch press. 0.3/0.55 bar, thread M10x1.0	7.0141			
All engines	spanner size 19, thread M12x1.5		7.6073		
All engines	->ch. 26123515			7.1163	T20
All engines	ch. 26123516 ->			7.1205	T20
All engines	->ch. 36999999				7.1110 T25
All engines	ch. 46000001 ->				7.1207 T25

1.2 Twinport	Petrol	59	07/04-12/09	ENGINE
				Z 12 XEP

Engine	Information	S10	T10	T20 - T23	T22 - T25
All engines	thread M10x1.0	7.0183			
All engines	spanner size 19, thread M12x1.5		7.6073		
All engines	->ch. 26123515			7.1163	T20
All engines	ch. 26123516 ->			7.1205	T20
All engines					7.1207 T25

1.3 CDTI	Diesel	51	06/03-12/09	ENGINE
				Y 13 DT, Z 13 DT

Engine	Information	S10	T10	T20 - T23	T22 - T25
All engines	Conn. nr. 1	7.0096			
All engines	spanner size 19, thread M12x1.5		7.6073		
All engines	->ch. 26123515, LHD, RHD			7.1163	T20
All engines	ch. 26123516 ->, LHD			7.1205	T20
All engines					7.1207 T22

S10	OIL PRESSURE WARNING LIGHT SWITCH	T10	REVERSING LIGHT SWITCH	T20	BRAKE LIGHT SWITCH
T22	SWITCH CLUTCH CONTROL (CRUISE CONTROL)	T23	SWITCH BRAKE ACTUATION (ENGINE TIMING)	T25	SWITCH CLUTCH CONTROL (ENGINE CONTROL)

FUNCTIONS ON THE VEHICLE

Vehicle	alim.	kW	Date	Engine	 S10	 T10	 T20 - T23	 T22 - T25
---------	-------	----	------	--------	---	---	--	---

				ENGINE
1.3 CDTI	Diesel	55	08/05->	Z 13 DTJ

Engine	Information	S10	T10	T20 - T23	T22 - T25
All engines		7.0096	7.6073		7.1207 T22
All engines	->ch. 23039908, ->ch. 24317080, ->ch. 26123515, LHD, RHD			7.1163 T20	
All engines	ch. 23039909 ->, ch. 24317081 ->, ch. 26123516 ->, LHD			7.1205 T20	

				ENGINE
1.3 CDTI 16V	Diesel	51	07/05-06/06	Z 13 DT

Engine	Information	S10	T10	T20 - T23	T22 - T25
All engines	Conn. nr. 1	7.0096			
All engines	spanner size 19, thread M12x1.5		7.6073		
All engines	->ch. 26123515			7.1163 T20	
All engines	ch. 26123516 ->			7.1205 T20	
All engines					7.1207 T22

				ENGINE
1.3 DTI	Diesel	51	09/03->	Y 13 DT

Engine	Information	S10	T10	T20 - T23	T22 - T25
All engines		7.0096	7.6073		7.1207 T22
All engines	->ch. 23039908, ->ch. 24317080, ->ch. 26123515, LHD, RHD			7.1163 T20	
All engines	ch. 23039909 ->, ch. 24317081 ->, ch. 26123516 ->, LHD			7.1205 T20	

				ENGINE
1.4	Petrol	66	07/00->	Z 14 XE, Z 14 XEP

Engine	Information	S10	T10	T20 - T23	T22 - T25
Eng. Z 14 XE	spanner size 24, switch press. 0.3/0.55 bar, thread M14x1.5	7.0069			
Eng. Z 14 XEP	COL:blue, spanner size 24, switch press. 0.3/0.55 bar, thread M10x1.0	7.0141			
All engines	spanner size 19, thread M12x1.5		7.6073		
All engines	->ch. 23039908, ->ch. 24317080, ->ch. 26123515, LHD, RHD			7.1163 T20	
All engines	ch. 23039909 ->, ch. 24317081 ->, ch. 26123516 ->, LHD			7.1205 T20	
Eng. Z 14 XE	->ch. 36999999				7.1110 T25
Eng. Z 14 XE	+cruise control, ->ch. 33999999, ->ch. 34999999, ->ch. 36999999				7.1123 T22
Eng. Z 14 XE	+cruise control, ch. 43000001 ->, ch. 44000001 ->, ch. 46000001 ->				7.1207 T22
All engines	ch. 46000001 ->				7.1207 T25

				ENGINE
1.4 Twinport	Petrol	66	06/03-12/09	Z 14 XEP

Engine	Information	S10	T10	T20 - T23	T22 - T25
All engines	COL:blue, spanner size 24, switch press. 0.3/0.55 bar, thread M10x1.0	7.0141			
All engines	spanner size 19, thread M12x1.5		7.6073		
All engines	->ch. 26123515, LHD, RHD			7.1163 T20	
All engines	ch. 26123516 ->, LHD			7.1205 T20	
All engines					7.1207 T25

				ENGINE
1.6	Petrol	62	09/00->	Z 16 SE


Engine	Information	S10	T10	T20 - T23	T22 - T25
All engines		7.0069	7.6073		
All engines	->ch. 23039908, ->ch. 24317080, ->ch. 26123515, LHD, RHD			7.1163 T20	
All engines	ch. 23039909 ->, ch. 24317081 ->, ch. 26123516 ->, LHD			7.1205 T20	
All engines	+cruise control, ->ch. 33999999, ->ch. 34999999, ->ch. 36999999				7.1123 T22
All engines	+cruise control, ch. 43000001 ->, ch. 44000001 ->, ch. 46000001 ->				7.1207 T22

				ENGINE
1.6 CNG	CNG	69	05/03-12/09	Y 16 YNG

Engine	Information	S10	T10	T20 - T23	T22 - T25
All engines		7.0069	7.6073		
All engines	->ch. 23039908, ->ch. 24317080, ->ch. 26123515, LHD, RHD			7.1163 T20	
All engines	ch. 23039909 ->, ch. 24317081 ->, ch. 26123516 ->, LHD			7.1205 T20	
All engines	+cruise control, ->ch. 33999999, ->ch. 34999999, ->ch. 36999999				7.1123 T22

S10 OIL PRESSURE WARNING LIGHT SWITCH	T10 REVERSING LIGHT SWITCH	T20 BRAKE LIGHT SWITCH
T22 SWITCH CLUTCH CONTROL (CRUISE CONTROL)	T23 SWITCH BRAKE ACTUATION (ENGINE TIMING)	T25 SWITCH CLUTCH CONTROL (ENGINE CONTROL)

FUNCTIONS ON THE VEHICLE

Vehicle	alim.	kW	Date	Engine	 S10	 T10	 T20 - T23	 T22 - T25
---------	-------	----	------	--------	---	---	--	---

				ENGINE
1.6 CNG	CNG	69	05/03-12/09	Y 16 YNG

Engine	Information	S10	T10	T20 - T23	T22 - T25
All engines	+cruise control, ch. 43000001 ->, ch. 44000001 ->, ch. 46000001 ->				7.1207 T22

				ENGINE
1.6 X	Petrol	71	08/05->	Z 16 YNG

Engine	Information	S10	T10	T20 - T23	T22 - T25
All engines		7.0069	7.6073		
All engines	->ch. 23039908, ->ch. 24317080, ->ch. 26123515, LHD, RHD			7.1163 T20	
All engines	ch. 23039909 ->, ch. 24317081 ->, ch. 26123516 ->, LHD			7.1205 T20	
All engines	+cruise control, ->ch. 33999999, ->ch. 34999999, ->ch. 36999999				7.1123 T22
All engines	+cruise control, ch. 43000001 ->, ch. 44000001 ->, ch. 46000001 ->				7.1207 T22

				ENGINE
1.7 CDTI	Diesel	74	06/03-12/12	Z 17 DTH

Engine	Information	S10	T10	T20 - T23	T22 - T25
All engines		7.0015			7.1207 T25
All engines	spanner size 19, thread M12x1.5		7.6073		
All engines	->ch. 26123515, LHD, RHD			7.1163 T20	
All engines	ch. 26123516 ->, LHD			7.1205 T20	

				ENGINE
1.7 DI	Diesel	48	09/00-12/09	Y 17 DTL

Engine	Information	S10	T10	T20 - T23	T22 - T25
All engines		7.0015			
All engines	spanner size 19, thread M12x1.5		7.6073		
All engines	->ch. 23039908, ->ch. 24317080, ->ch. 26123515, LHD, RHD			7.1163 T20	
All engines	ch. 23039909 ->, ch. 24317081 ->, ch. 26123516 ->, LHD			7.1205 T20	
All engines	->ch. 36999999				7.1110 T25
All engines	+cruise control, ->ch. 33999999, ->ch. 34999999, ->ch. 36999999				7.1123 T22
All engines	+cruise control, ch. 43000001 ->, ch. 44000001 ->, ch. 46000001 ->				7.1207 T22
All engines	ch. 46000001 ->				7.1207 T25

				ENGINE
1.7 DI 16V	Diesel	48	09/00-07/03	Y 17 DTL

Engine	Information	S10	T10	T20 - T23	T22 - T25
All engines		7.0015			
All engines	spanner size 19, thread M12x1.5		7.6073		
All engines	->ch. 26123515			7.1163 T20	
All engines	ch. 26123516 ->			7.1205 T20	
All engines	->ch. 36999999				7.1110 T25
All engines	ch. 46000001 ->				7.1207 T25

				ENGINE
1.7 DTI	Diesel	55	09/00->	Y 17 DT


Engine	Information	S10	T10	T20 - T23	T22 - T25
All engines		7.0015			
All engines	spanner size 19, thread M12x1.5		7.6073		
All engines	->ch. 23039908, ->ch. 24317080, ->ch. 26123515, LHD, RHD			7.1163 T20	
All engines	ch. 23039909 ->, ch. 24317081 ->, ch. 26123516 ->, LHD			7.1205 T20	
All engines	->ch. 36999999				7.1110 T25
All engines	+cruise control, ->ch. 33999999, ->ch. 34999999, ->ch. 36999999				7.1123 T22
All engines	+cruise control, ch. 43000001 ->, ch. 44000001 ->, ch. 46000001 ->				7.1207 T22
All engines	ch. 46000001 ->				7.1207 T25

				ENGINE
1.7 DTI 16V	Diesel	55	09/00-07/03	Y 17 DT

Engine	Information	S10	T10	T20 - T23	T22 - T25
All engines		7.0015		7.1205 T20	
All engines	spanner size 19, thread M12x1.5		7.6073		
All engines	->ch. 36999999				7.1110 T25
All engines	ch. 46000001 ->				7.1207 T25

S10 OIL PRESSURE WARNING LIGHT SWITCH	T10 REVERSING LIGHT SWITCH	T20 BRAKE LIGHT SWITCH
T22 SWITCH CLUTCH CONTROL (CRUISE CONTROL)	T23 SWITCH BRAKE ACTUATION (ENGINE TIMING)	T25 SWITCH CLUTCH CONTROL (ENGINE CONTROL)

FUNCTIONS ON THE VEHICLE

Vehicle	alim.	kW	Date	Engine	 S10	 T10	 T20 - T23	 T22 - T25
---------	-------	----	------	--------	---	---	--	---

				ENGINE
1.8	Petrol	92	09/00-12/09	Z 18 XE

Engine	Information	S10	T10	T20 - T23	T22 - T25
All engines	spanner size 24, switch press. 0.3/0.55 bar, thread M14x1.5	7.0069			
All engines	spanner size 19, thread M12x1.5		7.6073		
All engines	->ch. 26123515			7.1163 T20	
All engines	ch. 26123516 ->			7.1205 T20	
All engines	->ch. 3699999				7.1110 T25
All engines	ch. 4600001 ->				7.1207 T25

CORSA D

				ENGINE
1.0	Petrol	44	07/06-08/14	A 10 XEP, Z 10 XEP

Engine	Information	S10	T10	T20 - T23	T22 - T25
All engines	thread M10x1.0	7.0183			
Eng. Z 10 XEP			7.6249		
Eng. A 10 XEP			7.6323		
All engines				7.1208 T20	
All engines	-start-stop function				7.1207 T22

				ENGINE
1.0	Petrol	48	12/09-08/14	A 10 XEP

Engine	Information	S10	T10	T20 - T23	T22 - T25
All engines	-start-stop function				7.1207 T22

				ENGINE
1.0 ECOTEC	Petrol	44	08/06-08/14	Z 10 XEP

Engine	Information	S10	T10	T20 - T23	T22 - T25
All engines	thread M10x1.0	7.0183			
All engines			7.6249	7.1208 T20	

				ENGINE
1.0 ECOTEC	Petrol	48	01/10-08/14	A 10 XEP

Engine	Information	S10	T10	T20 - T23	T22 - T25
All engines	COL:blue, spanner size 24, switch press. 0.3/0.55 bar, thread M10x1.0	7.0141			
All engines	t.nr. M32		7.6249		
All engines	COL:beige, t.nr. F13/F17/M20		7.6323		
All engines				7.1208 T20	7.1207 T25

				ENGINE
1.2	Petrol	51	12/09-08/14	A 12 XEL

Engine	Information	S10	T10	T20 - T23	T22 - T25
All engines	COL:blue, spanner size 24, switch press. 0.3/0.55 bar, thread M10x1.0	7.0141			
All engines	t.nr. M32		7.6249		
All engines	COL:beige, t.nr. F13/F17/M20		7.6323		
All engines				7.1208 T20	
All engines	-start-stop function				7.1207 T22

				ENGINE
1.2	Petrol	59	07/06-08/14	Z 12 XEP

Engine	Information	S10	T10	T20 - T23	T22 - T25
All engines	thread M10x1.0	7.0183			
All engines			7.6249	7.1208 T20	
All engines	-start-stop function				7.1207 T22

				ENGINE
1.2	Petrol	63	12/09-08/14	A 12 XER

Engine	Information	S10	T10	T20 - T23	T22 - T25
All engines	COL:blue, spanner size 24, switch press. 0.3/0.55 bar, thread M10x1.0	7.0141			
All engines	t.nr. M32		7.6249		
All engines	COL:beige, t.nr. F13/F17/M20		7.6323		
All engines				7.1208 T20	
All engines	-start-stop function				7.1207 T22

				ENGINE
1.2 ECOTEC	Petrol	51	01/10-08/14	A 12 XEL

Engine	Information	S10	T10	T20 - T23	T22 - T25
All engines	COL:blue, spanner size 24, switch press. 0.3/0.55 bar, thread M10x1.0	7.0141			

S10	OIL PRESSURE WARNING LIGHT SWITCH	T10	REVERSING LIGHT SWITCH	T20	BRAKE LIGHT SWITCH
T22	SWITCH CLUTCH CONTROL (CRUISE CONTROL)	T23	SWITCH BRAKE ACTUATION (ENGINE TIMING)	T25	SWITCH CLUTCH CONTROL (ENGINE CONTROL)

FUNCTIONS ON THE VEHICLE

Vehicle	alim.	kW	Date	Engine	 S10	 T10	 T20 - T23	 T22 - T25
---------	-------	----	------	--------	---	---	--	---

ENGINE				
1.2 ECOTEC	Petrol	51	01/10-08/14	A 12 XEL

Engine	Information	S10	T10	T20 - T23	T22 - T25
All engines	t.tnr. M32		7.6249		
All engines	COL:beige, t.tnr. F13/F17/M20		7.6323		
All engines				7.1208 T20	

ENGINE				
1.2 ECOTEC	Petrol	59	08/06-08/14	Z 12 XEP

Engine	Information	S10	T10	T20 - T23	T22 - T25
All engines	thread M10x1.0	7.0183			
All engines			7.6249	7.1208 T20	

ENGINE				
1.2 ECOTEC	Petrol	63	06/10-08/14	A 12 XER

Engine	Information	S10	T10	T20 - T23	T22 - T25
All engines	COL:blue, spanner size 24, switch press. 0.3/0.55 bar, thread M10x1.0	7.0141			
All engines	t.tnr. M32		7.6249		
All engines	COL:beige, t.tnr. F13/F17/M20		7.6323		
All engines				7.1208 T20	

ENGINE				
1.2 LPG	Petrol/ Petroleum Gas (LPG)	55	09/09-12/11	Z 12 XEP

Engine	Information	S10	T10	T20 - T23	T22 - T25
All engines	thread M10x1.0	7.0183			
All engines	COL:beige		7.6323		
All engines				7.1208 T20	7.1207 T22

ENGINE				
1.2 LPG	Petrol/ Petroleum Gas (LPG)	59	08/06-08/14	Z 12 XEP

Engine	Information	S10	T10	T20 - T23	T22 - T25
All engines	thread M10x1.0	7.0183			
All engines			7.6249	7.1208 T20	
All engines	-start-stop function				7.1207 T22

ENGINE				
1.2 LPG	Petrol/ Petroleum Gas (LPG)	61	06/11-08/14	A 12 XER

Engine	Information	S10	T10	T20 - T23	T22 - T25
All engines	thread M10x1.0	7.0183			
All engines	COL:beige		7.6323		
All engines				7.1208 T20	7.1207 T25

ENGINE				
1.2 LPG	Petrol/ Petroleum Gas (LPG)	63	06/11-08/14	A 12 XER

Engine	Information	S10	T10	T20 - T23	T22 - T25
All engines	COL:blue, spanner size 24, switch press. 0.3/0.55 bar, thread M10x1.0	7.0141			
All engines	t.tnr. M32		7.6249		
All engines	COL:beige, t.tnr. F13/F17/M20		7.6323		
All engines				7.1208 T20	
All engines	-start-stop function				7.1207 T22

ENGINE				
1.3 CDTi	Diesel	55	07/06-08/14	A 13 DTC, Z 13 DTJ


Engine	Information	S10	T10	T20 - T23	T22 - T25
All engines	Conn. nr. 1	7.0096			
All engines			7.6249	7.1208 T20	
All engines	-start-stop function				7.1207 T22

ENGINE				
1.3 CDTi	Diesel	66	07/06-06/11	Z 13 DTH

Engine	Information	S10	T10	T20 - T23	T22 - T25
All engines	Conn. nr. 1	7.0096			

S10	OIL PRESSURE WARNING LIGHT SWITCH	T10	REVERSING LIGHT SWITCH	T20	BRAKE LIGHT SWITCH
T22	SWITCH CLUTCH CONTROL (CRUISE CONTROL)	T23	SWITCH BRAKE ACTUATION (ENGINE TIMING)	T25	SWITCH CLUTCH CONTROL (ENGINE CONTROL)

FUNCTIONS ON THE VEHICLE

Vehicle	alim.	kW	Date	Engine	 S10	 T10	 T20 - T23	 T22 - T25
---------	-------	----	------	--------	---	---	--	---

ENGINE				
1.3 CDTi	Diesel	66	07/06-06/11	Z 13 DTH

Engine	Information	S10	T10	T20 - T23	T22 - T25
All engines			7.6249	7.1208 T20	
All engines	-start-stop function				7.1207 T22

ENGINE				
1.3 CDTi	Diesel	70	06/09-08/14	A 13 DTE, A 13 DTR, Z 13 DTE

Engine	Information	S10	T10	T20 - T23	T22 - T25
All engines	+start-stop function, -> ch. B4999999, -> ch. B6999999, Conn. nr. 1, -start-stop function	7.0096			
Eng. Z 13 DTE	t.nnr. M32		7.6249		
All engines	COL:beige, t.nnr. M32		7.6323		
All engines				7.1208 T20	
All engines	-start-stop function				7.1207 T22
Eng. A 13 DTE, A 13 DTR					7.1207 T25

ENGINE				
1.4	Petrol	64	09/09-08/14	A 14 XEL

Engine	Information	S10	T10	T20 - T23	T22 - T25
All engines	COL:blue, spanner size 24, switch press. 0.3/0.55 bar, thread M10x1.0	7.0141			
All engines	t.nnr. M32		7.6249		
All engines	COL:beige, t.nnr. F13/F17/M20		7.6323		
All engines				7.1208 T20	
All engines	-start-stop function				7.1207 T22

ENGINE				
1.4	Petrol	66	07/06-08/14	Z 14 XEP

Engine	Information	S10	T10	T20 - T23	T22 - T25
All engines	thread M10x1.0	7.0183			
All engines			7.6249	7.1208 T20	
All engines	-start-stop function				7.1207 T22

ENGINE				
1.4	Petrol	74	12/09-08/14	A 14 XER

Engine	Information	S10	T10	T20 - T23	T22 - T25
All engines	COL:blue, spanner size 24, switch press. 0.3/0.55 bar, thread M10x1.0	7.0141			
All engines	thread M10x1.0	7.0183			
All engines	t.nnr. M32		7.6249		
All engines	COL:beige, t.nnr. F13/F17/M20		7.6323		
All engines				7.1208 T20	7.1207 T25
All engines	-start-stop function				7.1207 T22

ENGINE				
1.4	Petrol	88	07/12-08/14	A 14 NEL

Engine	Information	S10	T10	T20 - T23	T22 - T25
All engines	thread M10x1.0	7.0183			
All engines	COL:beige		7.6323		
All engines				7.1208 T20	7.1207 T25

ENGINE				
1.4 LPG	Petrol/ Petro- leum Gas (LPG)	66	08/06-12/11	Z 14 XEP





Engine	Information	S10	T10	T20 - T23	T22 - T25
All engines	thread M10x1.0	7.0183			
All engines	spanner size 19, thread M12x1.5		7.6073		
All engines				7.1208 T20	
All engines	-start-stop function				7.1207 T22

ENGINE				
1.4 LPG ECOTEC	Petrol/ Petro- leum Gas (LPG)	64	09/09-08/14	A 14 XEL

Engine	Information	S10	T10	T20 - T23	T22 - T25
All engines	COL:blue, spanner size 24, switch press. 0.3/0.55 bar, thread M10x1.0	7.0141			
All engines	COL:beige		7.6323		
All engines				7.1208 T20	7.1207 T25

S10	OIL PRESSURE WARNING LIGHT SWITCH	T10	REVERSING LIGHT SWITCH	T20	BRAKE LIGHT SWITCH
T22	SWITCH CLUTCH CONTROL (CRUISE CONTROL)	T23	SWITCH BRAKE ACTUATION (ENGINE TIMING)	T25	SWITCH CLUTCH CONTROL (ENGINE CONTROL)

FUNCTIONS ON THE VEHICLE

Vehicle	alim.	kW	Date	Engine	 S10	 T10	 T20 - T23	 T22 - T25
---------	-------	----	------	--------	---	---	--	---

				ENGINE
1.6	Petrol	141	07/12-08/14	Z 16 LER

Engine	Information	S10	T10	T20 - T23	T22 - T25
All engines	thread M10x1.0	7.0183			
All engines	COL:beige		7.6323		
All engines				7.1208 T20	7.1207 T25

				ENGINE
1.6 Turbo	Petrol	110	05/07-08/14	A 16 LEL, Z 16 LEL

Engine	Information	S10	T10	T20 - T23	T22 - T25
All engines	thread M10x1.0	7.0183			
Eng. Z 16 LEL			7.6249		
Eng. A 16 LEL	COL:beige, t.tnr. M32		7.6323		
All engines				7.1208 T20	7.1207 T25

				ENGINE
1.6 Turbo	Petrol	141	11/06-08/14	A 16 LER, B 16 LER, Z 16 LER

Engine	Information	S10	T10	T20 - T23	T22 - T25
All engines	thread M10x1.0	7.0183			
All engines	COL:beige		7.6323		
All engines				7.1208 T20	
All engines	-start-stop function				7.1207 T22

				ENGINE
1.6 Turbo	Petrol	155	06/11-08/14	A 16 LES

Engine	Information	S10	T10	T20 - T23	T22 - T25
All engines	thread M10x1.0	7.0183			
All engines	COL:beige		7.6323		
All engines				7.1208 T20	7.1207 T22

				ENGINE
1.7 CDTI	Diesel	92	08/06-12/11	Z 17 DTR

Engine	Information	S10	T10	T20 - T23	T22 - T25
All engines		7.0170	7.6249	7.1208 T20	
All engines	-start-stop function				7.1207 T22

				ENGINE
1.7 CDTI	Diesel	96	12/09-08/14	A 17 DTS

Engine	Information	S10	T10	T20 - T23	T22 - T25
All engines		7.0170		7.1208 T20	7.1207 T25
All engines	t.tnr. M32		7.6249		
All engines	COL:beige, t.tnr. F13/F17/M20		7.6323		
All engines	-start-stop function				7.1207 T22

CORSA E

				ENGINE
1.0	Petrol	66	09/14->	B 10 XFL, F 10 XFL

Engine	Information	S10	T10	T20 - T23	T22 - T25
All engines	COL:beige		7.6323		
All engines				7.1208 T20	

				ENGINE
1.0	Petrol	85	09/14->	B 10 XFT, F 10 XFT

Engine	Information	S10	T10	T20 - T23	T22 - T25
All engines	COL:beige		7.6323		
All engines				7.1208 T20	

				ENGINE
1.2	Petrol	51	09/14->	B 12 XEL

Engine	Information	S10	T10	T20 - T23	T22 - T25
All engines	thread M10x1.0	7.0183			
All engines	COL:beige		7.6323		
All engines				7.1208 T20	7.1207 T22

				ENGINE
1.3 CDTI	Diesel	55	09/14->	B 13 DTC

Engine	Information	S10	T10	T20 - T23	T22 - T25
All engines	COL:beige		7.6323		
All engines				7.1208 T20	

S10 OIL PRESSURE WARNING LIGHT SWITCH	T10 REVERSING LIGHT SWITCH	T20 BRAKE LIGHT SWITCH
T22 SWITCH CLUTCH CONTROL (CRUISE CONTROL)	T23 SWITCH BRAKE ACTUATION (ENGINE TIMING)	T25 SWITCH CLUTCH CONTROL (ENGINE CONTROL)

FUNCTIONS ON THE VEHICLE

Vehicle	alim.	kW	Date	Engine	 S10	 T10	 T20 - T23	 T22 - T25
---------	-------	----	------	--------	---	---	--	---

ENGINE				
1.3 CDTI	Diesel	70	09/14->	B 13 DTE, B 13 DTR

Engine	Information	S10	T10	T20 - T23	T22 - T25
All engines	COL:beige		7.6323		
All engines				7.1208 T20	

ENGINE				
1.4	Petrol	55	09/14->	B 14 XEJ

Engine	Information	S10	T10	T20 - T23	T22 - T25
All engines	thread M10x1.0	7.0183			
All engines	COL:beige		7.6323		
All engines				7.1208 T20	7.1207 T22

ENGINE				
1.4	Petrol	66	09/14->	B 14 XEL

Engine	Information	S10	T10	T20 - T23	T22 - T25
All engines	thread M10x1.0	7.0183			
All engines	COL:beige		7.6323		
All engines				7.1208 T20	7.1207 T22

ENGINE				
1.4 LPG	Petrol/ Petro- leum Gas (LPG)	64	11/15->	B 14 XEL

Engine	Information	S10	T10	T20 - T23	T22 - T25
All engines	thread M10x1.0	7.0183			
All engines	COL:beige		7.6323		
All engines				7.1208 T20	7.1207 T22

ENGINE				
1.4 LPG	Petrol/ Petro- leum Gas (LPG)	66	03/15->	B 14 XEL

Engine	Information	S10	T10	T20 - T23	T22 - T25
All engines	thread M10x1.0	7.0183			
All engines	COL:beige		7.6323		
All engines				7.1208 T20	

ENGINE				
1.4 Turbo	Petrol	110	03/15->	B 14 NEH

Engine	Information	S10	T10	T20 - T23	T22 - T25
All engines	thread M10x1.0	7.0183			
All engines	COL:beige		7.6323		
All engines				7.1208 T20	

ENGINE				
1.4 Turbo	Petrol	74	09/14->	B 14 NEJ

Engine	Information	S10	T10	T20 - T23	T22 - T25
All engines	thread M10x1.0	7.0183			
All engines	COL:beige		7.6323		
All engines				7.1208 T20	

ENGINE				
1.6 Turbo	Petrol	152	03/15->	B 16 LES

Engine	Information	S10	T10	T20 - T23	T22 - T25
All engines	thread M10x1.0	7.0183			
All engines	COL:beige		7.6323		
All engines				7.1208 T20	7.1207 T25

FRONTERA

ENGINE				
2.2	Petrol	100	09/98-07/04	X 22 SE, Y 22 SE

Engine	Information	S10	T10	T20 - T23	T22 - T25
All engines	spanner size 24, switch press. 0.3/0.55 bar, thread M14x1.5	7.0069			
All engines	Conn. nr. 2, spanner size 14, thread M10x1.25			7.1044 T20	

ENGINE				
2.2 DTi	Diesel	85	09/98-08/02	X 22 DTH

Engine	Information	S10	T10	T20 - T23	T22 - T25
All engines	thread M14x1.5	7.0069			
All engines	Conn. nr. 2, spanner size 14, thread M10x1.25			7.1044 T20	

S10	OIL PRESSURE WARNING LIGHT SWITCH	T10	REVERSING LIGHT SWITCH	T20	BRAKE LIGHT SWITCH
T22	SWITCH CLUTCH CONTROL (CRUISE CONTROL)	T23	SWITCH BRAKE ACTUATION (ENGINE TIMING)	T25	SWITCH CLUTCH CONTROL (ENGINE CONTROL)

FUNCTIONS ON THE VEHICLE

Vehicle	alim.	kW	Date	Engine	 S10	 T10	 T20 - T23	 T22 - T25
---------	-------	----	------	--------	---	---	--	---

				ENGINE
3.2	Petrol	151	09/98-07/04	6 VD1, Y 32 NE

Engine	Information	S10	T10	T20 - T23	T22 - T25
All engines		7.0015			
All engines	Conn. nr. 2, spanner size 14, thread M10x1.25			7.1044 T20	

FRONTERA A

				ENGINE
2.0 i	Petrol	85	03/92-10/98	C 20 NE, X 20 SE

Engine	Information	S10	T10	T20 - T23	T22 - T25
All engines			7.6078	7.1050 T20	

				ENGINE
2.2 i	Petrol	100	03/95-10/98	X 22 XE

Engine	Information	S10	T10	T20 - T23	T22 - T25
All engines			7.6078	7.1050 T20	

				ENGINE
2.3 TD	Diesel	74	03/92-10/98	23 DTR

Engine	Information	S10	T10	T20 - T23	T22 - T25
All engines			7.6078	7.1050 T20	

				ENGINE
2.4 i	Petrol	92	03/92-10/98	C 24 NE

Engine	Information	S10	T10	T20 - T23	T22 - T25
All engines			7.6078	7.1050 T20	

				ENGINE
2.5 TDS	Diesel	85	09/96-10/98	25TDS (VM41B)

Engine	Information	S10	T10	T20 - T23	T22 - T25
All engines			7.6078	7.1050 T20	

				ENGINE
2.8 TD	Diesel	83	03/95-08/98	28 TDI (4JB1-T)

Engine	Information	S10	T10	T20 - T23	T22 - T25
All engines			7.6078	7.1050 T20	

FRONTERA B

				ENGINE
2.2 DTI	Diesel	85	10/98-09/02	Y 22 DTH

Engine	Information	S10	T10	T20 - T23	T22 - T25
All engines		7.0069	7.6078	7.1044 T20	

				ENGINE
2.2 DTI	Diesel	88	09/02->	Y 22 DTH

Engine	Information	S10	T10	T20 - T23	T22 - T25
All engines	thread M14x1.5	7.0069			
All engines	Conn. nr. 2, spanner size 14, thread M10x1.25			7.1044 T20	

INSIGNIA

				ENGINE
1.4	Petrol	103	04/11->	A 14 NET, B 14 NET, B 18 XER

Engine	Information	S10	T10	T20 - T23	T22 - T25
All engines	thread M10x1.0	7.0183			
Eng. B 18 XER	->ch. B1999999		7.6249		
All engines	ch. C1000001 ->, COL:beige		7.6323		

				ENGINE
1.4 LPG	Petrol/ Petro- leum Gas (LPG)	103	07/12-03/17	A 14 NET, B 14 NET

Engine	Information	S10	T10	T20 - T23	T22 - T25
All engines	thread M10x1.0	7.0183			
All engines	COL:beige		7.6323		

				ENGINE
1.6	Petrol	85	07/08-03/17	A 16 XER

Engine	Information	S10	T10	T20 - T23	T22 - T25
All engines	thread M10x1.0	7.0183			
All engines	COL:beige, t.tnr. M32		7.6323		





S10	OIL PRESSURE WARNING LIGHT SWITCH	T10	REVERSING LIGHT SWITCH	T20	BRAKE LIGHT SWITCH
T22	SWITCH CLUTCH CONTROL (CRUISE CONTROL)	T23	SWITCH BRAKE ACTUATION (ENGINE TIMING)	T25	SWITCH CLUTCH CONTROL (ENGINE CONTROL)

Vehicle	alim.	kW	Date	Engine	FUNCTIONS ON THE VEHICLE			
					S10	T10	T20 - T23	T22 - T25

ENGINE					S10	T10	T20 - T23	T22 - T25
1.6 CDTi	Diesel	100	07/15-03/17	B 16 DTH				
Engine	Information				S10	T10	T20 - T23	T22 - T25
All engines	COL:beige					7.6323		
ENGINE								
1.6 CDTi	Diesel	88	07/15-03/17	B 16 DTJ				
Engine	Information				S10	T10	T20 - T23	T22 - T25
All engines	COL:beige					7.6323		
ENGINE								
1.6 SIDI	Petrol	125	12/12->	A 16 XHT, B 16 SHL				
Engine	Information				S10	T10	T20 - T23	T22 - T25
Eng. B 16 SHL	->ch. B1999999					7.6249		
All engines	ch. C1000001 ->, COL:beige					7.6323		
ENGINE								
1.6 Turbo	Petrol	132	07/08-03/17	A 16 LET				
Engine	Information				S10	T10	T20 - T23	T22 - T25
All engines	thread M10x1.0				7.0183			
All engines	COL:beige					7.6323		
ENGINE								
1.8	Petrol	103	07/08-03/17	A 18 XER, B 18 XER				
Engine	Information				S10	T10	T20 - T23	T22 - T25
All engines	thread M10x1.0				7.0183			
All engines	COL:beige					7.6323		
ENGINE								
2.0 Biturbo CDTI	Diesel	140	07/08-03/17	A 20 DTR				
Engine	Information				S10	T10	T20 - T23	T22 - T25
All engines	Conn. nr. 1				7.0096			
All engines	->ch. B1999999					7.6249		
All engines	ch. C1000001 ->, COL:beige					7.6323		
ENGINE								
2.0 Biturbo CDTI	Diesel	143	01/12-03/17	A 20 DTR				
Engine	Information				S10	T10	T20 - T23	T22 - T25
All engines	Conn. nr. 1				7.0096			
All engines	->ch. B1999999					7.6249		
All engines	ch. C1000001 ->, COL:beige					7.6323		
ENGINE								
2.0 Biturbo CDTI 4x4	Diesel	140	07/08-03/17	A 20 DTR				
Engine	Information				S10	T10	T20 - T23	T22 - T25
All engines	Conn. nr. 1				7.0096			
All engines	->ch. B1999999					7.6249		
All engines	ch. C1000001 ->, COL:beige					7.6323		
ENGINE								
2.0 Biturbo CDTI 4x4	Diesel	143	01/12-03/17	A 20 DTR				
Engine	Information				S10	T10	T20 - T23	T22 - T25
All engines	Conn. nr. 1				7.0096			
All engines	->ch. B1999999					7.6249		
All engines	ch. C1000001 ->, COL:beige					7.6323		
ENGINE								
2.0 CDTI	Diesel	103	06/13-03/17	A 20 DTE				
Engine	Information				S10	T10	T20 - T23	T22 - T25
All engines	->ch. B1999999, ch. E1000001 ->, Conn. nr. 1				7.0096			
All engines	->ch. B1999999					7.6249		
All engines	ch. C1000001 ->, COL:beige					7.6323		
ENGINE								
2.0 CDTI	Diesel	118	07/08-03/17	A 20 DTH				
Engine	Information				S10	T10	T20 - T23	T22 - T25
All engines	->ch. B1999999, ch. E1000001 ->, Conn. nr. 1				7.0096			
All engines	->ch. B1999999					7.6249		
All engines	ch. C1000001 ->, COL:beige					7.6323		





S10	OIL PRESSURE WARNING LIGHT SWITCH	T10	REVERSING LIGHT SWITCH	T20	BRAKE LIGHT SWITCH
T22	SWITCH CLUTCH CONTROL (CRUISE CONTROL)	T23	SWITCH BRAKE ACTUATION (ENGINE TIMING)	T25	SWITCH CLUTCH CONTROL (ENGINE CONTROL)

FUNCTIONS ON THE VEHICLE

Vehicle	alim.	kW	Date	Engine	 S10	 T10	 T20 - T23	 T22 - T25
ENGINE								
2.0 CDTI	Diesel	120	07/13-03/17	A 20 DTH				
Engine	Information				S10	T10	T20 - T23	T22 - T25
All engines	->ch. B1999999, ch. E1000001 ->, Conn. nr. 1				7.0096			
All engines	->ch. B1999999					7.6249		
All engines	ch. C1000001 ->, COL:beige					7.6323		
ENGINE								
2.0 CDTI	Diesel	125	11/14-03/17	B 20 DTH				
Engine	Information				S10	T10	T20 - T23	T22 - T25
All engines	->ch. B1999999					7.6249		
All engines	ch. C1000001 ->, COL:beige					7.6323		
ENGINE								
2.0 CDTI	Diesel	81	07/08-03/17	A 20 DTC, A 20 DTL				
Engine	Information				S10	T10	T20 - T23	T22 - T25
All engines	->ch. B1999999, ch. E1000001 ->, Conn. nr. 1				7.0096			
All engines	COL:beige					7.6323		
ENGINE								
2.0 CDTI	Diesel	88	03/12-03/17	A 20 DTE				
Engine	Information				S10	T10	T20 - T23	T22 - T25
All engines	->ch. B1999999, ch. E1000001 ->, Conn. nr. 1				7.0096			
All engines	->ch. B1999999					7.6249		
All engines	ch. C1000001 ->, COL:beige					7.6323		
ENGINE								
2.0 CDTI	Diesel	96	07/08-03/17	A 20 DT, A 20 DTH, A 20 DTJ				
Engine	Information				S10	T10	T20 - T23	T22 - T25
All engines	->ch. B1999999, ch. E1000001 ->, Conn. nr. 1				7.0096			
Eng. A 20 DTH	->ch. B1999999, t.tnr. F40					7.6249		
All engines	ch. C1000001 ->, COL:beige, t.tnr. F40, t.tnr. M32					7.6323		
ENGINE								
2.0 CDTI 4x4	Diesel	118	06/10-03/17	A 20 DTH				
Engine	Information				S10	T10	T20 - T23	T22 - T25
All engines	->ch. B1999999, ch. E1000001 ->, Conn. nr. 1				7.0096			
All engines	->ch. B1999999					7.6249		
All engines	ch. C1000001 ->, COL:beige					7.6323		
ENGINE								
2.0 CDTI 4x4	Diesel	120	07/13-03/17	A 20 DTH				
Engine	Information				S10	T10	T20 - T23	T22 - T25
All engines	->ch. B1999999, ch. E1000001 ->, Conn. nr. 1				7.0096			
All engines	->ch. B1999999					7.6249		
All engines	ch. C1000001 ->, COL:beige					7.6323		
ENGINE								
2.0 CDTI 4x4	Diesel	125	11/14-03/17	B 20 DTH				
Engine	Information				S10	T10	T20 - T23	T22 - T25
All engines	->ch. B1999999					7.6249		
All engines	ch. C1000001 ->, COL:beige					7.6323		
ENGINE								
2.0 CDTi 4x4	Diesel	143	09/13-03/17	A 20 DTR				
Engine	Information				S10	T10	T20 - T23	T22 - T25
All engines	Conn. nr. 1				7.0096			
ENGINE								
2.0 E85 Turbo	Petrol/ Ethanol	162	10/10-03/17	A 20 NHT				
Engine	Information				S10	T10	T20 - T23	T22 - T25
All engines	->ch. B1999999					7.6249		
All engines	ch. C1000001 ->					7.6323		
ENGINE								
2.0 FlexFuel	Petrol/ Ethanol	162	10/10-03/17	A 20 NFT				
Engine	Information				S10	T10	T20 - T23	T22 - T25
All engines	->ch. B1999999					7.6249		
All engines	ch. C1000001 ->, COL:beige					7.6323		


S10	OIL PRESSURE WARNING LIGHT SWITCH	T10	REVERSING LIGHT SWITCH	T20	BRAKE LIGHT SWITCH
T22	SWITCH CLUTCH CONTROL (CRUISE CONTROL)	T23	SWITCH BRAKE ACTUATION (ENGINE TIMING)	T25	SWITCH CLUTCH CONTROL (ENGINE CONTROL)

FUNCTIONS ON THE VEHICLE

Vehicle	alim.	kW	Date	Engine	 S10	 T10	 T20 - T23	 T22 - T25
ENGINE								
2.0 Turbo	Petrol	162	07/08-03/17	A 20 NHT				
Engine	Information			S10	T10	T20 - T23	T22 - T25	
All engines	->ch. B1999999				7.6249			
All engines	ch. C1000001 ->, COL:beige				7.6323			
ENGINE								
2.0 Turbo	Petrol	184	04/14-03/17	A 20 NHT, B 20 NHT				
Engine	Information			S10	T10	T20 - T23	T22 - T25	
All engines	->ch. B1999999				7.6249			
All engines	ch. C1000001 ->, COL:beige				7.6323			
ENGINE								
2.0 Turbo 4x4	Petrol	162	07/08-03/17	A 20 NHT				
Engine	Information			S10	T10	T20 - T23	T22 - T25	
All engines	->ch. B1999999				7.6249			
All engines	ch. C1000001 ->, COL:beige				7.6323			
ENGINE								
2.0 Turbo 4x4	Petrol	184	07/11-03/17	A 20 NHT, A 20 NHT, B 20 NHT				
Engine	Information			S10	T10	T20 - T23	T22 - T25	
All engines	->ch. B1999999				7.6249			
All engines	ch. C1000001 ->, COL:beige				7.6323			
ENGINE								
2.8 V6 Turbo 4x4	Petrol	191	07/08-03/17	A 28 NET				
Engine	Information			S10	T10	T20 - T23	T22 - T25	
All engines	->ch. B1999999				7.6249			
All engines	ch. C1000001 ->, COL:beige				7.6323			
ENGINE								
2.8 V6 Turbo OPC 4x4	Petrol	239	07/09-03/17	A 28 NER, B 28 NER				
Engine	Information			S10	T10	T20 - T23	T22 - T25	
All engines	->ch. B1999999				7.6249			
All engines	ch. C1000001 ->, COL:beige				7.6323			
KADETT B								
ENGINE								
1.1	Petrol	37	08/71-08/73	11 N				
Engine	Information			S10	T10	T20 - T23	T22 - T25	
All engines				7.0023	7.6013	7.1004	T20	
KADETT C								
ENGINE								
1.0	Petrol	29	01/74-07/79	10 N				
Engine	Information			S10	T10	T20 - T23	T22 - T25	
All engines					7.6012			
ENGINE								
1.2	Petrol	38	08/73-04/77	12 N				
Engine	Information			S10	T10	T20 - T23	T22 - T25	
All engines					7.6012			
ENGINE								
1.2	Petrol	40	08/73-07/79	12 N				
Engine	Information			S10	T10	T20 - T23	T22 - T25	
All engines					7.6012			
ENGINE								
1.2	Petrol	44	09/76-08/79	12 S				
Engine	Information			S10	T10	T20 - T23	T22 - T25	
All engines					7.6012			
ENGINE								
1.2 S	Petrol	44	08/73-07/79	12 S				
Engine	Information			S10	T10	T20 - T23	T22 - T25	
All engines					7.6012			
ENGINE								
1.6 S	Petrol	55	09/76-07/79	16 S				
Engine	Information			S10	T10	T20 - T23	T22 - T25	
All engines					7.6012			

S10	OIL PRESSURE WARNING LIGHT SWITCH	T10	REVERSING LIGHT SWITCH	T20	BRAKE LIGHT SWITCH
T22	SWITCH CLUTCH CONTROL (CRUISE CONTROL)	T23	SWITCH BRAKE ACTUATION (ENGINE TIMING)	T25	SWITCH CLUTCH CONTROL (ENGINE CONTROL)

FUNCTIONS ON THE VEHICLE

Vehicle	alim.	kW	Date	Engine				
					S10	T10	T20 - T23	T22 - T25

1.9 GT/E Petrol **77** 09/75-07/77 **ENGINE 19 E**

Engine	Information	S10	T10	T20 - T23	T22 - T25
All engines			7.6012		

2.0 E Rallye Petrol **81** 08/77-07/79 **ENGINE 20 E**

Engine	Information	S10	T10	T20 - T23	T22 - T25
All engines			7.6012		

2.0 GT/E Petrol **85** 08/77-07/79 **ENGINE 20 EH**

Engine	Information	S10	T10	T20 - T23	T22 - T25
All engines			7.6012		

KADETT C CITY

1.0 Petrol **29** 05/75-07/79 **ENGINE 10 N**

Engine	Information	S10	T10	T20 - T23	T22 - T25
All engines			7.6012		

1.2 Petrol **38** 05/75-04/77 **ENGINE 12 N**

Engine	Information	S10	T10	T20 - T23	T22 - T25
All engines			7.6012		

1.2 Petrol **40** 07/76-07/79 **ENGINE 12 N**

Engine	Information	S10	T10	T20 - T23	T22 - T25
All engines			7.6012		

1.2 S Petrol **44** 08/73-07/79 **ENGINE 12 S**

Engine	Information	S10	T10	T20 - T23	T22 - T25
All engines			7.6012		

1.6 S Petrol **55** 05/77-07/79 **ENGINE 16 S**

Engine	Information	S10	T10	T20 - T23	T22 - T25
All engines			7.6012		

KADETT D

1.0 Petrol **30** 09/79-08/82 **ENGINE 10 N**

Engine	Information	S10	T10	T20 - T23	T22 - T25
All engines		7.0023	7.6013	7.1004 T20	

1.2 Petrol **40** 08/82-08/84 **ENGINE 12 ST**

Engine	Information	S10	T10	T20 - T23	T22 - T25
All engines	->ch. J2791967, J5273427		7.6011		
All engines	ch. J2791968, J5273428 ->		7.6073		
All engines				7.1050 T20	

KADETT E

1.2 Petrol **40** 09/84-07/86 **ENGINE 12 SC**

Engine	Information	S10	T10	T20 - T23	T22 - T25
All engines	press. 0, 30 bar	7.0023			
All engines	press. 0, 50 bar	7.0069			
All engines	->ch. J2791967, J5273427		7.6011		
All engines	ch. J2791968, J5273428 ->		7.6073		
All engines				7.1050 T20	

1.3 i Cat Petrol **44** 09/85-08/91 **ENGINE C13 N**

Engine	Information	S10	T10	T20 - T23	T22 - T25
All engines	pole nr. 1	7.0069			
All engines	pole nr. 3	7.0070			
All engines	->ch. J2791967, J5273427		7.6011		
All engines	ch. J2791968, J5273428 ->		7.6073		
All engines				7.1050 T20	

S10 OIL PRESSURE WARNING LIGHT SWITCH	T10 REVERSING LIGHT SWITCH	T20 BRAKE LIGHT SWITCH
T22 SWITCH CLUTCH CONTROL (CRUISE CONTROL)	T23 SWITCH BRAKE ACTUATION (ENGINE TIMING)	T25 SWITCH CLUTCH CONTROL (ENGINE CONTROL)

FUNCTIONS ON THE VEHICLE

Vehicle	alim.	kW	Date	Engine	 S10	 T10	 T20 - T23	 T22 - T25
---------	-------	----	------	--------	---	---	--	---

ENGINE				
1.3 N	Petrol	44	09/84-08/91	13 N, 13 NB

Engine	Information	S10	T10	T20 - T23	T22 - T25
All engines	press. 0, 30 bar	7.0023			
Eng. 13 NB	press. 0, 50 bar	7.0069			
All engines	->ch. J2791967, J5273427		7.6011		
All engines	ch. J2791968, J5273428 ->		7.6073		
All engines				7.1050	T20

ENGINE				
1.3 S	Petrol	55	09/84-02/93	13 S

Engine	Information	S10	T10	T20 - T23	T22 - T25
All engines		7.0023		7.1050	T20
All engines	->ch. J2791967, J5273427		7.6011		
All engines	ch. J2791968, J5273428 ->		7.6073		

ENGINE				
1.4 i	Petrol	44	01/90-07/94	C 14 NZ

Engine	Information	S10	T10	T20 - T23	T22 - T25
All engines	pole nr. 1	7.0069			
All engines	pole nr. 3	7.0070			
All engines	->ch. J2791967, J5273427		7.6011		
All engines	ch. J2791968, J5273428 ->		7.6073		
All engines				7.1050	T20

ENGINE				
1.4 S	Petrol	55	07/89-02/93	14 NV

Engine	Information	S10	T10	T20 - T23	T22 - T25
All engines		7.0069		7.1050	T20
All engines	->ch. J2791967, J5273427		7.6011		
All engines	ch. J2791968, J5273428 ->		7.6073		

ENGINE				
1.5 TD	Diesel	53	07/88-08/91	15 DT (T4EC1)

Engine	Information	S10	T10	T20 - T23	T22 - T25
All engines		7.0015		7.1050	T20
All engines	->ch. J2791967, J5273427		7.6011		
All engines	ch. J2791968, J5273428 ->		7.6073		

ENGINE				
1.6	Petrol	60	09/86-12/91	16 SV

Engine	Information	S10	T10	T20 - T23	T22 - T25
All engines	press. 0, 30 bar	7.0023			
All engines	press. 0, 50 bar	7.0069			
All engines	->ch. J2791967, J5273427		7.6011		
All engines	ch. J2791968, J5273428 ->		7.6073		
All engines				7.1050	T20

ENGINE				
1.6 D	Diesel	40	08/84-12/89	16 D, 16 DA

Engine	Information	S10	T10	T20 - T23	T22 - T25
All engines		7.0023		7.1050	T20
All engines	->ch. J2791967, J5273427		7.6011		
All engines	ch. J2791968, J5273428 ->		7.6073		

ENGINE				
1.6 i	Petrol	55	09/86-07/94	C 16 NZ, E 16 NZ

Engine	Information	S10	T10	T20 - T23	T22 - T25
All engines	pole nr. 1	7.0069			
All engines	pole nr. 3	7.0070			
All engines	->ch. J2791967, J5273427		7.6011		
All engines	ch. J2791968, J5273428 ->		7.6073		
All engines				7.1050	T20

ENGINE				
1.6 i	Petrol	60	07/89-02/93	16 SV

Engine	Information	S10	T10	T20 - T23	T22 - T25
All engines	press. 0, 30 bar	7.0023			
All engines	press. 0, 50 bar	7.0069			
All engines	->ch. J2791967, J5273427		7.6011		

S10	OIL PRESSURE WARNING LIGHT SWITCH	T10	REVERSING LIGHT SWITCH	T20	BRAKE LIGHT SWITCH
T22	SWITCH CLUTCH CONTROL (CRUISE CONTROL)	T23	SWITCH BRAKE ACTUATION (ENGINE TIMING)	T25	SWITCH CLUTCH CONTROL (ENGINE CONTROL)

FUNCTIONS ON THE VEHICLE

Vehicle	alim.	kW	Date	Engine	 S10	 T10	 T20 - T23	 T22 - T25
---------	-------	----	------	--------	---	---	--	---

ENGINE				
1.6 i	Petrol	60	07/89-02/93	16 SV

Engine	Information	S10	T10	T20 - T23	T22 - T25
All engines	ch. J2791968, J5273428 ->		7.6073		
All engines				7.1050 T20	

ENGINE				
1.6 i Cat	Petrol	55	09/86-02/93	C 16 LZ, C 16 NZ

Engine	Information	S10	T10	T20 - T23	T22 - T25
Eng. C 16 NZ	pole nr. 1	7.0069			
All engines	pole nr. 3	7.0070			
All engines	->ch. J2791967, J5273427		7.6011		
All engines	ch. J2791968, J5273428 ->		7.6073		
All engines				7.1050 T20	

ENGINE				
1.6 S	Petrol	60	09/86-08/91	16 SV

Engine	Information	S10	T10	T20 - T23	T22 - T25
All engines	press. 0, 30 bar	7.0023			
All engines	press. 0, 50 bar	7.0069			
All engines	->ch. J2791967, J5273427		7.6011		
All engines	ch. J2791968, J5273428 ->		7.6073		
All engines				7.1050 T20	

ENGINE				
1.6 S	Petrol	66	09/84-08/86	16 S

Engine	Information	S10	T10	T20 - T23	T22 - T25
All engines		7.0023		7.1050 T20	
All engines	->ch. J2791967, J5273427		7.6011		
All engines	ch. J2791968, J5273428 ->		7.6073		

ENGINE				
1.7 D	Diesel	42	08/88-07/94	17 D

Engine	Information	S10	T10	T20 - T23	T22 - T25
All engines		7.0023		7.1050 T20	
All engines	->ch. J2791967, J5273427		7.6011		
All engines	ch. J2791968, J5273428 ->		7.6073		

ENGINE				
1.8	Petrol	82	01/86-08/91	18 SE

Engine	Information	S10	T10	T20 - T23	T22 - T25
All engines		7.0023		7.1050 T20	
All engines	->ch. J2791967, J5273427		7.6011		
All engines	ch. J2791968, J5273428 ->		7.6073		

ENGINE				
1.8 E	Petrol	74	10/85-08/86	C 18 NE

Engine	Information	S10	T10	T20 - T23	T22 - T25
All engines		7.0023		7.1050 T20	
All engines	->ch. J2791967, J5273427		7.6011		
All engines	ch. J2791968, J5273428 ->		7.6073		

ENGINE				
1.8 GSI	Petrol	85	09/84-08/86	18 E



Engine	Information	S10	T10	T20 - T23	T22 - T25
All engines		7.0023		7.1050 T20	
All engines	->ch. J2791967, J5273427		7.6011		
All engines	ch. J2791968, J5273428 ->		7.6073		

ENGINE				
1.8 i	Petrol	66	08/84-09/92	C 18 NT, C 18 NZ, S 18 NV

Engine	Information	S10	T10	T20 - T23	T22 - T25
Eng. C 18 NT, S 18 NV	press. 0, 30 bar	7.0023			
Eng. C 18 NZ, S 18 NV	press. 0, 50 bar	7.0069			
All engines	->ch. J2791967, J5273427		7.6011		
All engines	ch. J2791968, J5273428 ->		7.6073		
All engines				7.1050 T20	

S10 OIL PRESSURE WARNING LIGHT SWITCH	T10 REVERSING LIGHT SWITCH	T20 BRAKE LIGHT SWITCH
T22 SWITCH CLUTCH CONTROL (CRUISE CONTROL)	T23 SWITCH BRAKE ACTUATION (ENGINE TIMING)	T25 SWITCH CLUTCH CONTROL (ENGINE CONTROL)

FUNCTIONS ON THE VEHICLE

Vehicle	alim.	kW	Date	Engine	 S10	 T10	 T20 - T23	 T22 - T25
ENGINE								
1.8 i	Petrol	74	10/85-08/86	C 18 NE				
Engine	Information			S10	T10	T20 - T23	T22 - T25	
All engines				7.0023		7.1050 T20		
All engines	->ch. J2791967, J5273427				7.6011			
All engines	ch. J2791968, J5273428 ->				7.6073			
ENGINE								
1.8 i	Petrol	85	09/84-08/86	18 E				
Engine	Information			S10	T10	T20 - T23	T22 - T25	
All engines				7.0023		7.1050 T20		
All engines	->ch. J2791967, J5273427				7.6011			
All engines	ch. J2791968, J5273428 ->				7.6073			
ENGINE								
1.8 S	Petrol	62	09/87-08/91	E 18 NV				
Engine	Information			S10	T10	T20 - T23	T22 - T25	
All engines	press. 0, 30 bar			7.0023				
All engines	press. 0, 50 bar			7.0069				
All engines	->ch. J2791967, J5273427				7.6011			
All engines	ch. J2791968, J5273428 ->				7.6073			
All engines						7.1050 T20		
ENGINE								
2.0 GSI	Petrol	85	09/86-08/91	20 NE				
Engine	Information			S10	T10	T20 - T23	T22 - T25	
All engines	press. 0, 30 bar			7.0023				
All engines	press. 0, 50 bar			7.0069				
All engines	->ch. J2791967, J5273427				7.6011			
All engines	ch. J2791968, J5273428 ->				7.6073			
All engines						7.1050 T20		
ENGINE								
2.0 GSI	Petrol	95	09/86-08/91	20 SEH				
Engine	Information			S10	T10	T20 - T23	T22 - T25	
All engines	press. 0, 30 bar			7.0023				
All engines	press. 0, 50 bar			7.0069				
All engines	->ch. J2791967, J5273427				7.6011			
All engines	ch. J2791968, J5273428 ->				7.6073			
All engines						7.1050 T20		
ENGINE								
2.0 GSI 16V	Petrol	115	12/87-08/91	20 XE				
Engine	Information			S10	T10	T20 - T23	T22 - T25	
All engines	press. 0, 30 bar			7.0023				
All engines	press. 0, 50 bar			7.0069				
All engines	->ch. J2791967, J5273427				7.6011			
All engines	ch. J2791968, J5273428 ->				7.6073			
All engines						7.1050 T20		
ENGINE								
2.0 GSI 16V Cat	Petrol	110	03/88-08/91	C 20 XE				
Engine	Information			S10	T10	T20 - T23	T22 - T25	
All engines	press. 0, 30 bar			7.0023				
All engines	press. 0, 50 bar			7.0069				
All engines	->ch. J2791967, J5273427				7.6011			
All engines	ch. J2791968, J5273428 ->				7.6073			
All engines						7.1050 T20		
ENGINE								
2.0 GSI Cat	Petrol	85	09/86-08/91	C 20 NE				
Engine	Information			S10	T10	T20 - T23	T22 - T25	
All engines	press. 0, 30 bar			7.0023				
All engines	press. 0, 50 bar			7.0069				
All engines	->ch. J2791967, J5273427				7.6011			
All engines	ch. J2791968, J5273428 ->				7.6073			
All engines						7.1050 T20		

S10	OIL PRESSURE WARNING LIGHT SWITCH	T10	REVERSING LIGHT SWITCH	T20	BRAKE LIGHT SWITCH
T22	SWITCH CLUTCH CONTROL (CRUISE CONTROL)	T23	SWITCH BRAKE ACTUATION (ENGINE TIMING)	T25	SWITCH CLUTCH CONTROL (ENGINE CONTROL)

FUNCTIONS ON THE VEHICLE

Vehicle	alim.	kW	Date	Engine	 S10	 T10	 T20 - T23	 T22 - T25
---------	-------	----	------	--------	---	---	--	---

				ENGINE
2.0 i	Petrol	85	10/86-02/93	20 NE

Engine	Information	S10	T10	T20 - T23	T22 - T25
All engines	press. 0, 30 bar	7.0023			
All engines	press. 0, 50 bar	7.0069			
All engines	->ch. J2791967, J5273427		7.6011		
All engines	ch. J2791968, J5273428 ->		7.6073		
All engines				7.1050 T20	

				ENGINE
2.0 i Cat	Petrol	85	10/86-02/93	C 20 NE

Engine	Information	S10	T10	T20 - T23	T22 - T25
All engines	press. 0, 30 bar	7.0023			
All engines	press. 0, 50 bar	7.0069			
All engines	->ch. J2791967, J5273427		7.6011		
All engines	ch. J2791968, J5273428 ->		7.6073		
All engines				7.1050 T20	

MANTA B

				ENGINE
1.3 N	Petrol	44	03/79-12/80	13 N

Engine	Information	S10	T10	T20 - T23	T22 - T25
All engines		7.0023		7.1004 T20	

				ENGINE
1.3 S	Petrol	55	08/81-08/86	13 S

Engine	Information	S10	T10	T20 - T23	T22 - T25
All engines		7.0023		7.1004 T20	

				ENGINE
1.6 S	Petrol	55	09/75-12/81	16 S

Engine	Information	S10	T10	T20 - T23	T22 - T25
All engines		7.0023		7.1004 T20	

				ENGINE
1.9 N	Petrol	55	08/76-12/81	19 N

Engine	Information	S10	T10	T20 - T23	T22 - T25
All engines		7.0023		7.1004 T20	

				ENGINE
2.0	Petrol	66	08/77-12/80	20 N

Engine	Information	S10	T10	T20 - T23	T22 - T25
All engines		7.0023		7.1004 T20	

MERIVA A

				ENGINE
1.3 CDTI	Diesel	51	04/05-05/10	Y 13 DT, Z 13 DT

Engine	Information	S10	T10	T20 - T23	T22 - T25
All engines	Conn. nr. 1	7.0096			
All engines	spanner size 19, thread M12x1.5		7.6073		
All engines	LHD			7.1205 T20	
All engines					7.1207 T25

				ENGINE
1.3 CDTI	Diesel	55	09/03-05/10	Z 13 DTJ

Engine	Information	S10	T10	T20 - T23	T22 - T25
All engines	Conn. nr. 1	7.0096			
All engines	spanner size 19, thread M12x1.5		7.6073		
All engines	RHD			7.1163 T20	
All engines	LHD			7.1205 T20	
All engines					7.1207 T25

				ENGINE
1.4 16V Twinport	Petrol	66	07/04-05/10	Z 14 XEP

Engine	Information	S10	T10	T20 - T23	T22 - T25
All engines	thread M10x1.0	7.0183			
All engines	spanner size 19, thread M12x1.5		7.6073		
All engines	RHD			7.1163 T20	
All engines	LHD			7.1205 T20	
All engines					7.1207 T22

S10	OIL PRESSURE WARNING LIGHT SWITCH	T10	REVERSING LIGHT SWITCH	T20	BRAKE LIGHT SWITCH
T22	SWITCH CLUTCH CONTROL (CRUISE CONTROL)	T23	SWITCH BRAKE ACTUATION (ENGINE TIMING)	T25	SWITCH CLUTCH CONTROL (ENGINE CONTROL)

FUNCTIONS ON THE VEHICLE

Vehicle	alim.	kW	Date	Engine	 S10	 T10	 T20 - T23	 T22 - T25
---------	-------	----	------	--------	---	---	--	---

ENGINE				
1.4 16V Twinport LPG	Petrol/ Petro- leum Gas (LPG)	66	07/04-05/10	Z 14 XEP

Engine	Information	S10	T10	T20 - T23	T22 - T25
All engines	thread M10x1.0	7.0183			
All engines	spanner size 19, thread M12x1.5		7.6073		
All engines	RHD			7.1163 T20	
All engines	LHD			7.1205 T20	
All engines					7.1207 T25

ENGINE				
1.6	Petrol	64	05/03-05/10	Z 16 SE

Engine	Information	S10	T10	T20 - T23	T22 - T25
All engines	spanner size 24, switch press. 0.3/0.55 bar, thread M14x1.5	7.0069			
All engines	spanner size 19, thread M12x1.5		7.6073		
All engines	RHD			7.1163 T20	
All engines	LHD			7.1205 T20	
All engines					7.1207 T22

ENGINE				
1.6	Petrol	77	01/06-05/10	Z 16 XEP

Engine	Information	S10	T10	T20 - T23	T22 - T25
All engines	COL:blue, spanner size 24, switch press. 0.3/0.55 bar, thread M10x1.0	7.0141			
All engines	spanner size 19, thread M12x1.5		7.6073		
All engines	RHD			7.1163 T20	
All engines	LHD			7.1205 T20	
All engines					7.1207 T25

ENGINE				
1.6 16V	Petrol	74	05/03-01/06	Z 16 XE

Engine	Information	S10	T10	T20 - T23	T22 - T25
All engines	spanner size 24, switch press. 0.3/0.55 bar, thread M14x1.5	7.0069			
All engines	spanner size 19, thread M12x1.5		7.6073		
All engines	RHD			7.1163 T20	
All engines	LHD			7.1205 T20	
All engines					7.1207 T25

ENGINE				
1.6 Turbo	Petrol	132	09/05-05/10	Z 16 LET

Engine	Information	S10	T10	T20 - T23	T22 - T25
All engines	COL:blue, spanner size 24, switch press. 0.3/0.55 bar, thread M10x1.0	7.0141			
All engines	spanner size 19, thread M12x1.5		7.6073		
All engines	RHD			7.1163 T20	
All engines	LHD			7.1205 T20	
All engines					7.1207 T22

ENGINE				
1.7 CDTI	Diesel	74	09/03-05/10	Z 17 DT, Z 17 DTH




Engine	Information	S10	T10	T20 - T23	T22 - T25
Eng. Z 17 DTH		7.0015			
All engines		7.0170			7.1207 T25
All engines	spanner size 19, thread M12x1.5		7.6073		
All engines	RHD			7.1163 T20	
All engines	LHD			7.1205 T20	

ENGINE				
1.7 CDTI	Diesel	92	09/06-05/10	A 17 DTR, Z 17 DTR

Engine	Information	S10	T10	T20 - T23	T22 - T25
All engines		7.0170			
All engines	no specific info conc. application available, spanner size 19, thread M12x1.5		7.6073		
Eng. A 17 DTR	no specific info conc. application available		7.6249		
All engines	RHD			7.1163 T20	
All engines	LHD			7.1205 T20	
Eng. A 17 DTR					7.1207 T22
Eng. Z 17 DTR					7.1207 T25

S10	OIL PRESSURE WARNING LIGHT SWITCH	T10	REVERSING LIGHT SWITCH	T20	BRAKE LIGHT SWITCH
T22	SWITCH CLUTCH CONTROL (CRUISE CONTROL)	T23	SWITCH BRAKE ACTUATION (ENGINE TIMING)	T25	SWITCH CLUTCH CONTROL (ENGINE CONTROL)

FUNCTIONS ON THE VEHICLE

Vehicle	alim.	kW	Date	Engine	 S10	 T10	 T20 - T23	 T22 - T25
---------	-------	----	------	--------	---	---	--	---

				ENGINE
1.7 DTI	Diesel	55	09/03-05/10	Y 17 DT

Engine	Information	S10	T10	T20 - T23	T22 - T25
All engines		7.0170			7.1207 T25
All engines	spanner size 19, thread M12x1.5		7.6073		
All engines	RHD			7.1163 T20	
All engines	LHD			7.1205 T20	

				ENGINE
1.8	Petrol	92	05/03-05/10	Z 18 XE

Engine	Information	S10	T10	T20 - T23	T22 - T25
All engines	spanner size 24, switch press. 0.3/0.55 bar, thread M14x1.5	7.0069			
All engines	spanner size 19, thread M12x1.5		7.6073		
All engines	RHD			7.1163 T20	
All engines	LHD			7.1205 T20	
All engines					7.1207 T25

MERIVA B

				ENGINE
1.3 CDTI	Diesel	55	06/10-10/13	A 13 DTC

Engine	Information	S10	T10	T20 - T23	T22 - T25
All engines	->ch. B4999999, Conn. nr. 1	7.0096			
All engines	COL:beige		7.6323		
All engines				7.1208 T20	

				ENGINE
1.3 CDTI	Diesel	70	06/10-11/14	A 13 DTE

Engine	Information	S10	T10	T20 - T23	T22 - T25
All engines	->ch. B4999999, Conn. nr. 1	7.0096			
All engines	COL:beige		7.6323		
All engines				7.1208 T20	

				ENGINE
1.4	Petrol	103	06/10-03/17	A 14 NET, B 14 NET

Engine	Information	S10	T10	T20 - T23	T22 - T25
All engines	thread M10x1.0	7.0183			
All engines	COL:beige		7.6323		
All engines				7.1208 T20	

				ENGINE
1.4	Petrol	74	06/10-03/17	A 14 XER, B 14 XER

Engine	Information	S10	T10	T20 - T23	T22 - T25
All engines	thread M10x1.0	7.0183			
All engines	COL:beige		7.6323		
All engines				7.1208 T20	

				ENGINE
1.4	Petrol	88	06/10-03/17	A 14 NEL, B 14 NEL

Engine	Information	S10	T10	T20 - T23	T22 - T25
All engines	thread M10x1.0	7.0183			
All engines	COL:beige		7.6323		
All engines				7.1208 T20	

				ENGINE
1.4 LPG	Petrol/ Petroleum Gas (LPG)	88	06/11-03/17	A 14 NEL, B 14 NEL

Engine	Information	S10	T10	T20 - T23	T22 - T25
All engines	thread M10x1.0	7.0183			
All engines	COL:beige		7.6323		
All engines				7.1208 T20	

				ENGINE
1.6 CDTi	Diesel	100	08/13-01/17	B 16 DTH

Engine	Information	S10	T10	T20 - T23	T22 - T25
All engines	COL:beige		7.6323		

				ENGINE
1.6 CDTi	Diesel	70	01/14-01/17	B 16 DTC

Engine	Information	S10	T10	T20 - T23	T22 - T25
All engines	COL:beige		7.6323		





S10	OIL PRESSURE WARNING LIGHT SWITCH	T10	REVERSING LIGHT SWITCH	T20	BRAKE LIGHT SWITCH
T22	SWITCH CLUTCH CONTROL (CRUISE CONTROL)	T23	SWITCH BRAKE ACTUATION (ENGINE TIMING)	T25	SWITCH CLUTCH CONTROL (ENGINE CONTROL)

				FUNCTIONS ON THE VEHICLE				
Vehicle	alim.	kW	Date	Engine	 S10	 T10	 T20 - T23	 T22 - T25
ENGINE								
1.6 CDTI	Diesel	70	01/14-01/17	B 16 DTC				
ENGINE								
Engine	Information				S10	T10	T20 - T23	T22 - T25
All engines							7.1208	T20
ENGINE								
1.6 CDTI	Diesel	81	03/14-03/17	B 16 DTE, B 16 DTL, B 16 DTN				
ENGINE								
Engine	Information				S10	T10	T20 - T23	T22 - T25
All engines	COL:beige					7.6323		
All engines							7.1208	T20
ENGINE								
1.7 CDTI	Diesel	74	06/10-01/17	A 17 DT				
ENGINE								
Engine	Information				S10	T10	T20 - T23	T22 - T25
All engines					7.0170	7.6323	7.1208	T20
ENGINE								
1.7 CDTI	Diesel	81	06/10-06/15	A 17 DTC, A 17 DTI				
ENGINE								
Engine	Information				S10	T10	T20 - T23	T22 - T25
All engines					7.0170			
All engines	COL:beige					7.6323		
All engines	man 6 speed						7.1208	T20
ENGINE								
1.7 CDTI	Diesel	96	06/10-10/13	A 17 DTS				
ENGINE								
Engine	Information				S10	T10	T20 - T23	T22 - T25
All engines					7.0170		7.1208	T20
All engines	COL:beige					7.6323		
MIDI								
ENGINE								
2.0 i	Petrol	62	09/92-08/94	20PET				
ENGINE								
Engine	Information				S10	T10	T20 - T23	T22 - T25
All engines					7.0061	7.6078		
All engines	no specific info conc. application available						7.1026	T20
ENGINE								
2.0 i 4x4	Petrol	62	09/92-08/94	20PET				
ENGINE								
Engine	Information				S10	T10	T20 - T23	T22 - T25
All engines					7.0061	7.6078		
All engines	no specific info conc. application available						7.1026	T20
ENGINE								
2.0 TD	Diesel	51	09/92-08/94	20 DT				
ENGINE								
Engine	Information				S10	T10	T20 - T23	T22 - T25
All engines					7.0016	7.6078		
All engines	no specific info conc. application available						7.1026	T20
ENGINE								
2.2	Diesel	45	09/92-08/94	22DIE				
ENGINE								
Engine	Information				S10	T10	T20 - T23	T22 - T25
All engines					7.0016	7.6078		
All engines	no specific info conc. application available						7.1026	T20
ENGINE								
2.2 4x4	Diesel	45	09/92-08/94	22DIE				
ENGINE								
Engine	Information				S10	T10	T20 - T23	T22 - T25
All engines					7.0016	7.6078		
All engines	no specific info conc. application available						7.1026	T20
ENGINE								
2.4 TD	Diesel	56	09/94-04/97	C 24 DT				
ENGINE								
Engine	Information				S10	T10	T20 - T23	T22 - T25
All engines					7.0016	7.6078		
All engines	no specific info conc. application available						7.1026	T20
MOKKA								
ENGINE								
1.4	Petrol	103	04/13->	A 14 NET, B 14 NET, D 14 NET				
ENGINE								
Engine	Information				S10	T10	T20 - T23	T22 - T25
All engines	thread M10x1.0				7.0183			

S10	OIL PRESSURE WARNING LIGHT SWITCH	T10	REVERSING LIGHT SWITCH	T20	BRAKE LIGHT SWITCH
T22	SWITCH CLUTCH CONTROL (CRUISE CONTROL)	T23	SWITCH BRAKE ACTUATION (ENGINE TIMING)	T25	SWITCH CLUTCH CONTROL (ENGINE CONTROL)

The present application list is a brief version. For the detailed information about the possibility of installation on a specific vehicle, please refer to our web-catalogue <http://catalogo.facet.eu/>

FUNCTIONS ON THE VEHICLE

Vehicle	alim.	kW	Date	Engine				
					S10	T10	T20 - T23	T22 - T25

MOKKA

				ENGINE
1.4	Petrol	103	04/13->	A 14 NET, B 14 NET, D 14 NET

Engine	Information	S10	T10	T20 - T23	T22 - T25
All engines	COL:beige, t.tnr. M32		7.6323		
All engines	-start-stop function				7.1242 T25

				ENGINE
1.4 4x4	Petrol	103	06/12->	A 14 NET, B 14 NET, D 14 NET

Engine	Information	S10	T10	T20 - T23	T22 - T25
All engines	thread M10x1.0	7.0183			
All engines	COL:beige, t.tnr. M32		7.6323		
All engines	-start-stop function				7.1242 T25

				ENGINE
1.4 4x4	Petrol	112	06/16->	B 14 XFT

Engine	Information	S10	T10	T20 - T23	T22 - T25
All engines	conn.shape : oval		7.6323		
All engines	+manual transmission, -start-stop function				7.1242 T22

				ENGINE
1.4 LPG	Petrol/ Petro- leum Gas (LPG)	103	04/13->	A 14 NET, B 14 NET, D 14 NET

Engine	Information	S10	T10	T20 - T23	T22 - T25
All engines	thread M10x1.0	7.0183			
All engines	COL:beige, t.tnr. M32		7.6323		
All engines	-start-stop function				7.1242 T25

				ENGINE
1.6	Petrol	85	06/12->	A 16 XER, B 16 XER

Engine	Information	S10	T10	T20 - T23	T22 - T25
All engines	thread M10x1.0	7.0183			
All engines	-start-stop function				7.1242 T25

				ENGINE
1.6 CDTI	Diesel	100	01/15->	A16DTH, B 16 DTH

Engine	Information	S10	T10	T20 - T23	T22 - T25
All engines	COL:beige, t.tnr. M32		7.6323		
All engines	-start-stop function				7.1242 T25

				ENGINE
1.6 CDTI	Diesel	81	06/15->	B 16 DTN, B 16 DTU, D16DTI

Engine	Information	S10	T10	T20 - T23	T22 - T25
All engines	COL:beige, conn.shape : oval, t.tnr. M32		7.6323		
Eng. B 16 DTN, B 16 DTU	+manual transmission, -start-stop function				7.1242 T22
Eng. B 16 DTU, D16DTI					7.1242 T25

				ENGINE
1.6 CDTI 4x4	Diesel	100	01/15->	A16DTH, B 16 DTH

Engine	Information	S10	T10	T20 - T23	T22 - T25
All engines	COL:beige, t.tnr. M32		7.6323		
All engines	-start-stop function				7.1242 T25

				ENGINE
1.7 CDTI	Diesel	96	06/12->	A 17 DTS

Engine	Information	S10	T10	T20 - T23	T22 - T25
All engines		7.0170			7.1242 T25
All engines	COL:beige		7.6323		

				ENGINE
1.7 CDTI 4x4	Diesel	96	06/12->	A 17 DTS





Engine	Information	S10	T10	T20 - T23	T22 - T25
All engines		7.0170			7.1242 T25
All engines	COL:beige		7.6323		

				ENGINE
1.8	Petrol	103	01/13->	A 18 XER

Engine	Information	S10	T10	T20 - T23	T22 - T25
All engines	thread M10x1.0	7.0183			

S10	OIL PRESSURE WARNING LIGHT SWITCH	T10	REVERSING LIGHT SWITCH	T20	BRAKE LIGHT SWITCH
T22	SWITCH CLUTCH CONTROL (CRUISE CONTROL)	T23	SWITCH BRAKE ACTUATION (ENGINE TIMING)	T25	SWITCH CLUTCH CONTROL (ENGINE CONTROL)

FUNCTIONS ON THE VEHICLE

Vehicle	alim.	kW	Date	Engine	 S10	 T10	 T20 - T23	 T22 - T25
---------	-------	----	------	--------	---	---	--	---

ENGINE								
1.8	Petrol	103	01/13->	A 18 XER				
Engine	Information			S10	T10	T20 - T23	T22 - T25	
All engines	COL:beige, t.tnr. M32-6				7.6323			
All engines							7.1242	T22

ENGINE								
1.8 4x4	Petrol	103	01/13->	A 18 XER				
Engine	Information			S10	T10	T20 - T23	T22 - T25	
All engines	thread M10x1.0			7.0183				
All engines	conn.shape : oval				7.6323			
All engines	+manual transmission, -start-stop function						7.1242	T22

MONTEREY A

ENGINE								
3.1 TD	Diesel	84	09/91-07/98	4 JG2TC				
Engine	Information			S10	T10	T20 - T23	T22 - T25	
All engines				7.0016				
All engines	Qty 2				7.6078			
All engines	+cruise control					7.1044	T20	
All engines	-cruise control					7.1052	T20	

ENGINE								
3.2	Petrol	130	08/91-03/94	6 VD1				
Engine	Information			S10	T10	T20 - T23	T22 - T25	
All engines				7.0015				
All engines	Qty 2				7.6078			
All engines	+cruise control					7.1044	T20	
All engines	-cruise control					7.1052	T20	

MONTEREY B

ENGINE								
3.0 DTI	Diesel	117	07/98-08/99	4 JX1				
Engine	Information			S10	T10	T20 - T23	T22 - T25	
All engines	+cruise control					7.1044	T20	
All engines	-cruise control					7.1052	T20	

ENGINE								
3.5 V6 24V	Petrol	158	07/98-08/99	6 VE1				
Engine	Information			S10	T10	T20 - T23	T22 - T25	
All engines				7.0015				
All engines	+cruise control					7.1044	T20	
All engines	-cruise control					7.1052	T20	

MOVANO A

ENGINE								
1.9 DTI	Diesel	59	09/00-10/01	F9Q 770				
Engine	Information			S10	T10	T20 - T23	T22 - T25	
All engines				7.0131			7.1150	T22
All engines	t.tnr. PK5/PF6/PK6				7.6096			
All engines	t.tnr. PF1				7.6151			
All engines	COL:black					7.1148	T20	
All engines	COL:white					7.1149	T20	

ENGINE								
1.9 DTI	Diesel	60	10/01->	F9Q 772, F9Q 774				
Engine	Information			S10	T10	T20 - T23	T22 - T25	
All engines				7.0131	7.6096		7.1150	T22
All engines	COL:black					7.1148	T20	
All engines	COL:white					7.1149	T20	

ENGINE								
2.2 DTI	Diesel	66	09/00->	G9T 720, G9T 722, G9T 750				
Engine	Information			S10	T10	T20 - T23	T22 - T25	
All engines	COL:white, conn.shape : round, press. 0.30 bar			7.0076				
Eng. G9T 750	8200026650, conn.shape : round, press. 0.50 bar			7.0151				
All engines	8200671272, conn.shape : rectangular, press. 0.60 bar			7.0178				
All engines	COL:green, t.tnr. PK5/PF6/PK6				7.6096			
All engines	COL:black, t.tnr. PF1				7.6151			
All engines	COL:black, pole nr. 2					7.1148	T20	
All engines	COL:white, pole nr. 4					7.1149	T20	

S10	OIL PRESSURE WARNING LIGHT SWITCH	T10	REVERSING LIGHT SWITCH	T20	BRAKE LIGHT SWITCH
T22	SWITCH CLUTCH CONTROL (CRUISE CONTROL)	T23	SWITCH BRAKE ACTUATION (ENGINE TIMING)	T25	SWITCH CLUTCH CONTROL (ENGINE CONTROL)

FUNCTIONS ON THE VEHICLE

Vehicle	alim.	kW	Date	Engine	 S10	 T10	 T20 - T23	 T22 - T25
---------	-------	----	------	--------	---	---	--	---

ENGINE				
2.2 DTI	Diesel	66	09/00->	G9T 720, G9T 722, G9T 750

Engine	Information	S10	T10	T20 - T23	T22 - T25
All engines					7.1150 T22

ENGINE				
2.5 CDTI	Diesel	107	10/03->	G9U 632, G9U 650

Engine	Information	S10	T10	T20 - T23	T22 - T25
All engines		7.0178			7.1150 T22
All engines	t.tnr. PK5/PF6/PK6		7.6096		
All engines	t.tnr. PF1		7.6151		
All engines	COL:black			7.1148 T20	
All engines	COL:white			7.1149 T20	

ENGINE				
2.5 CDTI	Diesel	73	10/03-12/06	G9U 754

Engine	Information	S10	T10	T20 - T23	T22 - T25
All engines	conn.shape : round	7.0076			
All engines	conn.shape : rectangular	7.0178			
All engines	COL:green		7.6096		
All engines	COL:black		7.6151		
All engines	pole nr. 2			7.1148 T20	
All engines	pole nr. 4			7.1149 T20	
All engines					7.1150 T22

ENGINE				
2.5 CDTI	Diesel	74	10/03->	G9U 650

Engine	Information	S10	T10	T20 - T23	T22 - T25
All engines		7.0178			7.1150 T22
All engines	t.tnr. PK5/PF6/PK6		7.6096		
All engines	t.tnr. PF1		7.6151		
All engines	COL:black			7.1148 T20	
All engines	COL:white			7.1149 T20	

ENGINE				
2.5 CDTI	Diesel	88	10/03->	G9U 632, G9U 650

Engine	Information	S10	T10	T20 - T23	T22 - T25
All engines		7.0178			7.1150 T22
All engines	COL:green, t.tnr. PK5/PF6/PK6		7.6096		
All engines	COL:black, t.tnr. PF1		7.6151		
All engines	COL:black, pole nr. 2			7.1148 T20	
All engines	COL:white, pole nr. 4			7.1149 T20	

ENGINE				
2.5 D	Diesel	59	07/98-09/00	S8U 770, S8U 772

Engine	Information	S10	T10	T20 - T23	T22 - T25
All engines	COL:green, t.tnr. PK5/PF6/PK6		7.6096		
All engines	COL:black, t.tnr. PF1		7.6151		
All engines	COL:black, pole nr. 2			7.1148 T20	
All engines	COL:white, pole nr. 4			7.1149 T20	
All engines					7.1150 T22

ENGINE				
2.5 DTi	Diesel	73	10/03->	G9U 754



Engine	Information	S10	T10	T20 - T23	T22 - T25
All engines	8200026650	7.0151			
All engines	8200671272	7.0178			
All engines	t.tnr. PK5/PF6/PK6		7.6096		
All engines	t.tnr. PF1		7.6151		
All engines	COL:black			7.1148 T20	
All engines	COL:white			7.1149 T20	
All engines					7.1150 T22

ENGINE				
2.5 DTI	Diesel	84	10/01->	G9U 720, G9U 724, G9U 750, G9U 754

Engine	Information	S10	T10	T20 - T23	T22 - T25
All engines	COL:white	7.0076		7.1149 T20	
Eng. G9U 750, G9U 754	8200026650	7.0151			
All engines	8200671272	7.0178			

S10 OIL PRESSURE WARNING LIGHT SWITCH	T10 REVERSING LIGHT SWITCH	T20 BRAKE LIGHT SWITCH
T22 SWITCH CLUTCH CONTROL (CRUISE CONTROL)	T23 SWITCH BRAKE ACTUATION (ENGINE TIMING)	T25 SWITCH CLUTCH CONTROL (ENGINE CONTROL)

FUNCTIONS ON THE VEHICLE

Vehicle	alim.	kW	Date	Engine	 S10	 T10	 T20 - T23	 T22 - T25
ENGINE								
2.5 DTI	Diesel	84	10/01->	G9U 720, G9U 724, G9U 750, G9U 754				
Engine	Information				S10	T10	T20 - T23	T22 - T25
All engines	t.tnr. PK5/PF6/PK6					7.6096		
All engines	t.tnr. PF1					7.6151		
All engines	COL:black						7.1148 T20	
All engines								7.1150 T22
ENGINE								
2.8 DTI	Diesel	84	07/98-10/01	S9W 700, S9W 702				
Engine	Information				S10	T10	T20 - T23	T22 - T25
All engines	COL:green, t.tnr. PK5/PF6/PK6					7.6096		
All engines	COL:black, t.tnr. PF1					7.6151		
All engines	COL:black, pole nr. 2						7.1148 T20	
All engines	COL:white, pole nr. 4						7.1149 T20	
All engines								7.1150 T22
ENGINE								
3.0 DTI	Diesel	100	10/03->	ZD3 200, ZD3 202				
Engine	Information				S10	T10	T20 - T23	T22 - T25
All engines					7.0166			7.1150 T22
All engines	COL:green, t.tnr. PK5/PF6/PK6					7.6096		
All engines	COL:black, t.tnr. PF1					7.6151		
All engines	COL:black, pole nr. 2						7.1148 T20	
All engines	COL:white, pole nr. 4						7.1149 T20	
MOVANO B								
ENGINE								
2.3 CDTi	Diesel	107	12/10->	M9T 678, M9T 680, M9T 706, M9T 880, M9T878				
Engine	Information				S10	T10	T20 - T23	T22 - T25
All engines					7.0178			
All engines	t.tnr. PF6017/18/19/20					7.6096		
All engines	t.tnr. PF6032/41/42/47/48, t.tnr. PF6053/54/55/56/59, t.tnr. PF6060					7.6245		
All engines	t.tnr. PF6034/35/36/37/57, t.tnr. PF6058					7.6271		
All engines	BITRON, COL:grey, Conn. nr. 4						7.1225 T20	
All engines	COL:green							7.1223 T25
All engines	COL:grey							7.1224 T25
ENGINE								
2.3 CDTi	Diesel	74	12/10->	M9T 670, M9T 676, M9T 870, M9T 876				
Engine	Information				S10	T10	T20 - T23	T22 - T25
All engines					7.0178	7.6096		
All engines	BITRON, COL:grey, Conn. nr. 4						7.1225 T20	
All engines	COL:grey							7.1224 T25
ENGINE								
2.3 CDTi	Diesel	81	04/16->	M9T 704				
Engine	Information				S10	T10	T20 - T23	T22 - T25
All engines	org. IDENT 8200671272				7.0178			
All engines	t.tnr. PF6017//018/019/020					7.6096		
All engines	t.tnr. PF6032/041/042/047, t.tnr. PF6048/053/054/055, t.tnr. PF6056/059/060					7.6245		
All engines	t.tnr. PF6034/035/037/057, t.tnr. PF6058					7.6271		
All engines	BITRON, COL:grey, Conn. nr. 4						7.1225 T20	
All engines	COL:green							7.1223 T25
All engines	COL:grey							7.1224 T22
ENGINE								
2.3 CDTi	Diesel	92	12/10->	M9T 670, M9T 676, M9T 870, M9T 876				
Engine	Information				S10	T10	T20 - T23	T22 - T25
All engines					7.0178	7.6096		
All engines	BITRON, COL:grey, Conn. nr. 4						7.1225 T20	
All engines	COL:grey							7.1224 T25

S10	OIL PRESSURE WARNING LIGHT SWITCH	T10	REVERSING LIGHT SWITCH	T20	BRAKE LIGHT SWITCH
T22	SWITCH CLUTCH CONTROL (CRUISE CONTROL)	T23	SWITCH BRAKE ACTUATION (ENGINE TIMING)	T25	SWITCH CLUTCH CONTROL (ENGINE CONTROL)

FUNCTIONS ON THE VEHICLE

Vehicle	alim.	kW	Date	Engine	 S10	 T10	 T20 - T23	 T22 - T25
---------	-------	----	------	--------	---	---	--	---

ENGINE				
2.3 CDTI FWD	Diesel	100	05/14->	M9T 702

Engine	Information	S10	T10	T20 - T23	T22 - T25
All engines		7.0178			
All engines	t.tnr. PF60-17/18/19/20		7.6096		
All engines	t.tnr. PF6032		7.6245		
All engines	t.tnr. PF60-34/35/36/37		7.6271		
All engines	BITRON, COL:grey, Conn. nr. 4			7.1225 T20	
All engines	COL:green				7.1223 T25
All engines	COL:grey				7.1224 T22

ENGINE				
2.3 CDTI FWD	Diesel	107	05/10->	M9T 678, M9T 680, M9T 706, M9T 880, M9T708, M9T878

Engine	Information	S10	T10	T20 - T23	T22 - T25
All engines		7.0178			
All engines	t.tnr. PF6017/18/19/20		7.6096		
All engines	t.tnr. PF6032/41/42/47/48, t.tnr. PF6053/54/55/56/59, t.tnr. PF6060		7.6245		
All engines	t.tnr. PF6034/35/36/37/57, t.tnr. PF6058		7.6271		
All engines	BITRON, COL:grey, Conn. nr. 4			7.1225 T20	
All engines	COL:green				7.1223 T25
All engines	COL:grey				7.1224 T22

ENGINE				
2.3 CDTI FWD	Diesel	110	01/13->	M9T 880

Engine	Information	S10	T10	T20 - T23	T22 - T25
All engines		7.0178			
All engines	t.tnr. PF6017/PF6018, t.tnr. PF6019/PF6020		7.6096		
All engines	t.tnr. PF6032		7.6245		
All engines	t.tnr. PF6034/PF6035, t.tnr. PF6036/PF6037		7.6271		
All engines	BITRON, COL:grey, Conn. nr. 4			7.1225 T20	
All engines	COL:green				7.1223 T25
All engines	COL:grey				7.1224 T22

ENGINE				
2.3 CDTI FWD	Diesel	120	05/14->	M9T 702, M9T708

Engine	Information	S10	T10	T20 - T23	T22 - T25
All engines		7.0178			
All engines	t.tnr. PF6016/018/019/020, t.tnr. PF60-17/18/19/20		7.6096		
All engines	t.nr. 048/053/054/055/056, t.nr. 059/060, t.nr. PF6032/041/042/047, t.tnr. PF6032		7.6245		
All engines	t.nr. 057/058, t.nr. PF6034/035/036/037, t.tnr. PF60-34/35/36/37		7.6271		
All engines	BITRON, COL:grey, Conn. nr. 4			7.1225 T20	
All engines	COL:green				7.1223 T25
All engines	COL:grey, LHD, -POC SED, RHD				7.1224 T22

ENGINE				
2.3 CDTI FWD	Diesel	125	07/15->	M9T 706

Engine	Information	S10	T10	T20 - T23	T22 - T25
All engines		7.0178			
All engines	t.tnr. PF6017/018/019/020, t.tnr. PF6017/018/19/020		7.6096		
All engines	t.tnr. PF6032/041/042/047, t.tnr. PF6032/041/047/048, t.tnr. PF6048/053/054/055, t.tnr. PF6053/054/055/056, t.tnr. PF6056/059/060, t.tnr. PF6059/060		7.6245		
All engines	t.tnr. PF6034/035/036/037, t.tnr. PF6057/058		7.6271		
All engines	BITRON, COL:grey, Conn. nr. 4			7.1225 T20	
All engines	COL:green				7.1223 T25
All engines	COL:grey, LHD, RHD				7.1224 T22

ENGINE				
2.3 CDTI FWD	Diesel	74	05/10->	M9T 670, M9T 672, M9T 676, M9T 870, M9T 876

Engine	Information	S10	T10	T20 - T23	T22 - T25
All engines		7.0178			
All engines	pole nr. 2, see connection type		7.6096		
Eng. M9T 672	pole nr. 3		7.6245		
Eng. M9T 670, M9T 672, M9T 676, M9T 876	pole nr. 2, see connection type		7.6271		
All engines	BITRON, COL:grey, Conn. nr. 4			7.1225 T20	

S10 OIL PRESSURE WARNING LIGHT SWITCH	T10 REVERSING LIGHT SWITCH	T20 BRAKE LIGHT SWITCH
T22 SWITCH CLUTCH CONTROL (CRUISE CONTROL)	T23 SWITCH BRAKE ACTUATION (ENGINE TIMING)	T25 SWITCH CLUTCH CONTROL (ENGINE CONTROL)

FUNCTIONS ON THE VEHICLE

Vehicle	alim.	kW	Date	Engine	 S10	 T10	 T20 - T23	 T22 - T25
---------	-------	----	------	--------	---	---	--	---

ENGINE				
2.3 CDTI FWD	Diesel	74	05/10->	M9T 670, M9T 672, M9T 676, M9T 870, M9T 876

Engine	Information	S10	T10	T20 - T23	T22 - T25
Eng. M9T 670, M9T 672, M9T 676, M9T 876	COL:green, COL:grey, pole nr. 2				7.1223 T22
Eng. M9T 672	COL:grey, COL:light blue, pole nr. 2				7.1224 T22
Eng. M9T 670, M9T 676, M9T 870, M9T 876	COL:grey				7.1224 T25

ENGINE				
2.3 CDTI FWD	Diesel	81	02/12->	M9T 704, M9T 870

Engine	Information	S10	T10	T20 - T23	T22 - T25
All engines		7.0178			
All engines	t.tnr. PF6017/018/019/020		7.6096		
All engines	t.tnr. PF6032/041/042/047, t.tnr. PF6048/053/054/055, t.tnr. PF6056/059/060		7.6245		
All engines	t.tnr. PF6034/035/036/037, t.tnr. PF6057/058		7.6271		
All engines	BITRON, COL:grey, Conn. nr. 4			7.1225 T20	
All engines	COL:green				7.1223 T25
All engines	COL:grey, -POC 5ED				7.1224 T22

ENGINE				
2.3 CDTI FWD	Diesel	92	05/10->	M9T 670, M9T 672, M9T 676, M9T 680, M9T 870, M9T 876, M9T 880

Engine	Information	S10	T10	T20 - T23	T22 - T25
All engines		7.0178			
All engines	pole nr. 2, see connection type, t.tnr. PF6017/18/19/20		7.6096		
All engines	pole nr. 3, t.tnr. PF6032/41/42/47/48, t.tnr. PF6053/54/55/56/59, t.tnr. PF6060		7.6245		
All engines	pole nr. 2, see connection type, t.tnr. PF6034/35/36/37/57, t.tnr. PF6058		7.6271		
All engines	BITRON, COL:grey, Conn. nr. 4			7.1225 T20	
Eng. M9T 672, M9T 680	COL:green, COL:grey, pole nr. 2				7.1223 T22
Eng. M9T 670, M9T 676, M9T 870, M9T 876, M9T 880	COL:green				7.1223 T25
All engines	COL:grey, COL:light blue, pole nr. 2				7.1224 T22
Eng. M9T 670, M9T 676, M9T 870, M9T 876, M9T 880	COL:grey				7.1224 T25

ENGINE				
2.3 CDTI FWD	Diesel	96	11/16->	M9T 704

Engine	Information	S10	T10	T20 - T23	T22 - T25
All engines	org. IDENT 8200671272	7.0178			
All engines	t.tnr. PF6017/018/019/020		7.6096		
All engines	t.tnr. PF6032/041/042/047, t.tnr. PF6048/053/054/055, t.tnr. PF6056/059/060		7.6245		
All engines	t.tnr. PF6034/035/037/057, t.tnr. PF6058		7.6271		
All engines	BITRON, COL:grey, Conn. nr. 4			7.1225 T20	
All engines	COL:green				7.1223 T25
All engines	COL:grey				7.1224 T22

ENGINE				
2.3 CDTI RWD	Diesel	100	05/14->	M9T 700


Engine	Information	S10	T10	T20 - T23	T22 - T25
All engines		7.0178	7.6271		
All engines	BITRON, COL:grey, Conn. nr. 4			7.1225 T20	
All engines	COL:green				7.1223 T25
All engines	COL:grey, -POC 5ED				7.1224 T22

ENGINE				
2.3 CDTI RWD	Diesel	107	05/10->	M9T 694, M9T 696, M9T 698, M9T 710, M9T 896, M9T 898, M9T894

Engine	Information	S10	T10	T20 - T23	T22 - T25
All engines		7.0178	7.6271		
All engines	BITRON, COL:grey, Conn. nr. 4			7.1225 T20	
All engines	COL:green				7.1223 T25
All engines	COL:grey, LHD, RHD				7.1224 T22

S10	OIL PRESSURE WARNING LIGHT SWITCH	T10	REVERSING LIGHT SWITCH	T20	BRAKE LIGHT SWITCH
T22	SWITCH CLUTCH CONTROL (CRUISE CONTROL)	T23	SWITCH BRAKE ACTUATION (ENGINE TIMING)	T25	SWITCH CLUTCH CONTROL (ENGINE CONTROL)

FUNCTIONS ON THE VEHICLE

Vehicle	alim.	kW	Date	Engine	 S10	 T10	 T20 - T23	 T22 - T25
---------	-------	----	------	--------	---	---	--	---

ENGINE				
2.3 CDTI RWD	Diesel	110	01/13->	M9T 694, M9T 696, M9T 698

Engine	Information	S10	T10	T20 - T23	T22 - T25
All engines		7.0178	7.6271		
All engines	BITRON, COL:grey, Conn. nr. 4			7.1225 T20	
All engines	COL:green				7.1223 T25
All engines	COL:grey				7.1224 T22

ENGINE				
2.3 CDTI RWD	Diesel	120	05/14->	M9T 700, M9T 710

Engine	Information	S10	T10	T20 - T23	T22 - T25
All engines		7.0178			
Eng. M9T 700			7.6271		
All engines	BITRON, COL:grey, Conn. nr. 4			7.1225 T20	
All engines	COL:green				7.1223 T25
All engines	COL:grey, LHD, RHD				7.1224 T22

ENGINE				
2.3 CDTI RWD	Diesel	74	05/10->	M9T 690, M9T 692, M9T890, M9T892

Engine	Information	S10	T10	T20 - T23	T22 - T25
All engines		7.0178	7.6271		
All engines	BITRON, COL:grey, Conn. nr. 4			7.1225 T20	
All engines	COL:grey				7.1224 T25

ENGINE				
2.3 CDTI RWD	Diesel	92	05/10->	M9T 686, M9T 690, M9T 692, M9T 696, M9T 698, M9T 876, M9T 896, M9T 898, M9T890, M9T892

Engine	Information	S10	T10	T20 - T23	T22 - T25
All engines		7.0178			
Eng. M9T 686, M9T 696, M9T 698, M9T 876	pole nr. 2, see connection type		7.6096		
Eng. M9T 686, M9T 696, M9T 698, M9T 876	pole nr. 3		7.6245		
All engines	pole nr. 2, see connection type		7.6271		
All engines	BITRON, COL:grey, Conn. nr. 4			7.1225 T20	
Eng. M9T 686, M9T 696, M9T 698, M9T 876	COL:green, COL:grey, pole nr. 2				7.1223 T22
Eng. M9T 690, M9T 692, M9T 696, M9T 896, M9T 898, M9T890, M9T892	COL:green				7.1223 T25
All engines	COL:grey, COL:light blue, pole nr. 2				7.1224 T22
Eng. M9T 690, M9T 692, M9T 696, M9T 896, M9T 898, M9T890, M9T892	COL:grey				7.1224 T25

ENGINE				
2.3 CDTI RWD	Diesel	96	11/16->	M9T 710

Engine	Information	S10	T10	T20 - T23	T22 - T25
All engines	org. IDENT 8200671272	7.0178			
All engines			7.6271		
All engines	BITRON, COL:grey, Conn. nr. 4			7.1225 T20	
All engines	COL:green				7.1223 T25
All engines	COL:grey				7.1224 T22

OMEGA A

ENGINE				
1.8	Petrol	60	09/86-03/94	S 18 NV





Engine	Information	S10	T10	T20 - T23	T22 - T25
All engines		7.0069			
All engines	->ch. K1000098		7.6071		
All engines	ch. K1000099 ->		7.6109		
All engines	-cruise control, pole nr. 2			7.1004 T20	
All engines	+cruise control, pole nr. 2			7.1083 T20	
All engines	pole nr. 4			7.1086 T20	

ENGINE				
1.8	Petrol	65	09/87-03/94	E 18 NVR

Engine	Information	S10	T10	T20 - T23	T22 - T25
All engines		7.0069			
All engines	->ch. K1000098		7.6071		

S10 OIL PRESSURE WARNING LIGHT SWITCH	T10 REVERSING LIGHT SWITCH	T20 BRAKE LIGHT SWITCH
T22 SWITCH CLUTCH CONTROL (CRUISE CONTROL)	T23 SWITCH BRAKE ACTUATION (ENGINE TIMING)	T25 SWITCH CLUTCH CONTROL (ENGINE CONTROL)

FUNCTIONS ON THE VEHICLE

Vehicle	alim.	kW	Date	Engine	 S10	 T10	 T20 - T23	 T22 - T25
---------	-------	----	------	--------	---	---	--	---

ENGINE				
1.8	Petrol	65	09/87-03/94	E 18 NVR

Engine	Information	S10	T10	T20 - T23	T22 - T25
All engines	ch. K1000099 ->		7.6109		
All engines	-cruise control, pole nr. 2			7.1004 T20	
All engines	+cruise control, pole nr. 2			7.1083 T20	
All engines	pole nr. 4			7.1086 T20	

ENGINE				
1.8	Petrol	85	09/86-03/94	18 SEH

Engine	Information	S10	T10	T20 - T23	T22 - T25
All engines		7.0069			
All engines	->ch. K1000098		7.6071		
All engines	ch. K1000099 ->		7.6109		
All engines	-cruise control, pole nr. 2			7.1004 T20	
All engines	+cruise control, pole nr. 2			7.1083 T20	
All engines	pole nr. 4			7.1086 T20	

ENGINE				
1.8 N	Petrol	60	09/86-08/87	18 NV

Engine	Information	S10	T10	T20 - T23	T22 - T25
All engines		7.0069			
All engines	->ch. K1000098		7.6071		
All engines	ch. K1000099 ->		7.6109		
All engines	-cruise control, pole nr. 2			7.1004 T20	
All engines	+cruise control, pole nr. 2			7.1083 T20	
All engines	pole nr. 4			7.1086 T20	

ENGINE				
1.8 S	Petrol	66	09/86-03/94	18 SV

Engine	Information	S10	T10	T20 - T23	T22 - T25
All engines		7.0069			
All engines	->ch. K1000098		7.6071		
All engines	ch. K1000099 ->		7.6109		
All engines	-cruise control, pole nr. 2			7.1004 T20	
All engines	+cruise control, pole nr. 2			7.1083 T20	
All engines	pole nr. 4			7.1086 T20	

ENGINE				
2.0	Petrol	85	09/87-04/94	C 20 NE

Engine	Information	S10	T10	T20 - T23	T22 - T25
All engines		7.0069			
All engines	->ch. K1000098		7.6071		
All engines	ch. K1000099 ->		7.6109		
All engines	-cruise control, pole nr. 2			7.1004 T20	
All engines	+cruise control, pole nr. 2			7.1083 T20	
All engines	pole nr. 4			7.1086 T20	

ENGINE				
2.0	Petrol	90	09/86-03/94	20 SE

Engine	Information	S10	T10	T20 - T23	T22 - T25
All engines		7.0069			
All engines	->ch. K1000098		7.6071		
All engines	ch. K1000099 ->		7.6109		
All engines	-cruise control, pole nr. 2			7.1004 T20	
All engines	+cruise control, pole nr. 2			7.1083 T20	
All engines	pole nr. 4			7.1086 T20	

ENGINE				
2.0i	Petrol	85	09/86-04/94	C 20 NE

Engine	Information	S10	T10	T20 - T23	T22 - T25
All engines		7.0069			
All engines	->ch. K1000098		7.6071		
All engines	ch. K1000099 ->		7.6109		
All engines	-cruise control, pole nr. 2			7.1004 T20	
All engines	+cruise control, pole nr. 2			7.1083 T20	
All engines	pole nr. 4			7.1086 T20	

S10	OIL PRESSURE WARNING LIGHT SWITCH	T10	REVERSING LIGHT SWITCH	T20	BRAKE LIGHT SWITCH
T22	SWITCH CLUTCH CONTROL (CRUISE CONTROL)	T23	SWITCH BRAKE ACTUATION (ENGINE TIMING)	T25	SWITCH CLUTCH CONTROL (ENGINE CONTROL)

FUNCTIONS ON THE VEHICLE

Vehicle	alim.	kW	Date	Engine	 S10	 T10	 T20 - T23	 T22 - T25
---------	-------	----	------	--------	---	---	--	---

ENGINE				
2.3 D	Diesel	54	09/86-03/94	23 YD

Engine	Information	S10	T10	T20 - T23	T22 - T25
All engines	->ch. K1000098	7.0069	7.6071		
All engines	ch. K1000099 ->	7.0086	7.6109		
All engines	-cruise control, pole nr. 2			7.1004	T20
All engines	+cruise control, pole nr. 2			7.1083	T20
All engines	pole nr. 4			7.1086	T20

ENGINE				
2.3 TD Interc.	Diesel	74	08/88-03/94	23 DTR

Engine	Information	S10	T10	T20 - T23	T22 - T25
All engines	->ch. K1000098	7.0069	7.6071		
All engines	ch. K1000099 ->	7.0086	7.6109		
All engines	-cruise control, pole nr. 2			7.1004	T20
All engines	+cruise control, pole nr. 2			7.1083	T20
All engines	pole nr. 4			7.1086	T20

ENGINE				
2.4 i	Petrol	92	09/88-03/94	C24 NE

Engine	Information	S10	T10	T20 - T23	T22 - T25
All engines		7.0069			
All engines	->ch. K1000098		7.6071		
All engines	ch. K1000099 ->		7.6109		
All engines	-cruise control, pole nr. 2			7.1004	T20
All engines	+cruise control, pole nr. 2			7.1083	T20
All engines	pole nr. 4			7.1086	T20

ENGINE				
2.6 i	Petrol	110	09/90-03/94	C26 NE

Engine	Information	S10	T10	T20 - T23	T22 - T25
All engines		7.0069			
All engines	->ch. K1000098		7.6071		
All engines	ch. K1000099 ->		7.6109		
All engines	-cruise control, pole nr. 2			7.1004	T20
All engines	+cruise control, pole nr. 2			7.1083	T20
All engines	pole nr. 4			7.1086	T20

ENGINE				
3.0	Petrol	115	03/87-03/94	C30 LE

Engine	Information	S10	T10	T20 - T23	T22 - T25
All engines		7.0069			
All engines	->ch. K1000098		7.6071		
All engines	ch. K1000099 ->		7.6109		
All engines	-cruise control, pole nr. 2			7.1004	T20
All engines	+cruise control, pole nr. 2			7.1083	T20
All engines	pole nr. 4			7.1086	T20

ENGINE				
3.0	Petrol	130	03/87-03/94	30 NE, C 30 NE

Engine	Information	S10	T10	T20 - T23	T22 - T25
Eng. 30 NE	->eng. 0109241	7.0023			
All engines	eng.type 0109242 ->	7.0069			
All engines	->eng. 0011334, ->eng. 0109241		7.6071		
All engines	eng.type 0011335 ->, eng.type 0109242 ->		7.6109		
All engines	-cruise control, pole nr. 2			7.1004	T20
All engines	+cruise control, pole nr. 2			7.1083	T20
All engines	pole nr. 4			7.1086	T20

ENGINE				
3.0 24V	Petrol	150	09/89-03/94	C30 SE

Engine	Information	S10	T10	T20 - T23	T22 - T25
All engines		7.0069			
All engines	->ch. K1000098		7.6071		
All engines	ch. K1000099 ->		7.6109		
All engines	-cruise control, pole nr. 2			7.1004	T20
All engines	+cruise control, pole nr. 2			7.1083	T20
All engines	pole nr. 4			7.1086	T20

S10 OIL PRESSURE WARNING LIGHT SWITCH	T10 REVERSING LIGHT SWITCH	T20 BRAKE LIGHT SWITCH
T22 SWITCH CLUTCH CONTROL (CRUISE CONTROL)	T23 SWITCH BRAKE ACTUATION (ENGINE TIMING)	T25 SWITCH CLUTCH CONTROL (ENGINE CONTROL)

FUNCTIONS ON THE VEHICLE

Vehicle	alim.	kW	Date	Engine				
					S10	T10	T20 - T23	T22 - T25

				ENGINE
3.0 24V Omega 3000	Petrol	150	09/88-04/94	C 30 SE

Engine	Information	S10	T10	T20 - T23	T22 - T25
All engines		7.0069			
All engines	->ch. K1000098		7.6071		
All engines	ch. K1000099 ->		7.6109		
All engines	-cruise control, pole nr. 2			7.1004	T20
All engines	+cruise control, pole nr. 2			7.1083	T20
All engines	pole nr. 4			7.1086	T20

				ENGINE
3.0 Cat	Petrol	130	03/87-03/94	C 30 NE

Engine	Information	S10	T10	T20 - T23	T22 - T25
All engines		7.0069			
All engines	->eng. 0011334		7.6071		
All engines	eng.type 0011335 ->		7.6109		
All engines	-cruise control, pole nr. 2			7.1004	T20
All engines	+cruise control, pole nr. 2			7.1083	T20
All engines	pole nr. 4			7.1086	T20

				ENGINE
3.6 24V Lotus	Petrol	277	08/90-09/92	C 36 GET

Engine	Information	S10	T10	T20 - T23	T22 - T25
All engines		7.0069			
All engines	-cruise control, pole nr. 2			7.1004	T20
All engines	+cruise control, pole nr. 2			7.1083	T20
All engines	pole nr. 4			7.1086	T20

OMEGA B

				ENGINE
2.0	Petrol	85	03/94-12/00	20 SE, X 20 SE

Engine	Information	S10	T10	T20 - T23	T22 - T25
All engines		7.0069			
Eng. 20 SE	->ch. K1000098		7.6071		
All engines	ch. K1000099 ->		7.6109		
Eng. 20 SE	-cruise control, pole nr. 2			7.1004	T20
Eng. 20 SE	+cruise control, pole nr. 2			7.1083	T20
Eng. 20 SE	pole nr. 4			7.1086	T20
Eng. X 20 SE	-cruise control			7.1162	T20
Eng. X 20 SE	+cruise control			7.1163	T20
Eng. X 20 SE	ch. S1221921 ->				7.1110 T22
Eng. X 20 SE	->ch. S1221920				7.1123 T22

				ENGINE
2.0 16V	Petrol	100	03/94-09/99	X 20 XEV

Engine	Information	S10	T10	T20 - T23	T22 - T25
All engines		7.0069	7.6109		
All engines	-cruise control			7.1162	T20
All engines	+cruise control			7.1163	T20
All engines	ch. S1221921 ->				7.1110 T22
All engines	->ch. S1221920				7.1123 T22

				ENGINE
2.0 DTI 16V	Diesel	74	09/97-09/00	X 20 DTH

Engine	Information	S10	T10	T20 - T23	T22 - T25
All engines		7.0069	7.6109	7.1163	T20 7.1110 T22

				ENGINE
2.2 16V	Petrol	106	09/99-07/03	Y 22 XE, Z 22 XE





Engine	Information	S10	T10	T20 - T23	T22 - T25
All engines		7.0069	7.6109	7.1163	T20
Eng. Z 22 XE	ch. S1221921 ->				7.1110 T22

				ENGINE
2.2 DTI 16V	Diesel	81	09/00-07/03	Y 22 DTH

Engine	Information	S10	T10	T20 - T23	T22 - T25
All engines		7.0069	7.6109	7.1163	T20 7.1110 T22

S10	OIL PRESSURE WARNING LIGHT SWITCH	T10	REVERSING LIGHT SWITCH	T20	BRAKE LIGHT SWITCH
T22	SWITCH CLUTCH CONTROL (CRUISE CONTROL)	T23	SWITCH BRAKE ACTUATION (ENGINE TIMING)	T25	SWITCH CLUTCH CONTROL (ENGINE CONTROL)

FUNCTIONS ON THE VEHICLE

Vehicle	alim.	kW	Date	Engine	 S10	 T10	 T20 - T23	 T22 - T25
---------	-------	----	------	--------	---	---	--	---

ENGINE				
2.2 DTI 16V	Diesel	88	09/00-07/03	Y 22 DTH

Engine	Information	S10	T10	T20 - T23	T22 - T25
All engines		7.0069	7.6109	7.1163 T20	7.1110 T22

ENGINE				
2.5 DTI	Diesel	110	09/01-07/03	Y 25 DT

Engine	Information	S10	T10	T20 - T23	T22 - T25
All engines		7.0071	7.6109	7.1163 T20	

ENGINE				
2.5 TD	Diesel	96	04/94-07/03	25 DT, U 25 TD, X 25 DT, X 25 TD

Engine	Information	S10	T10	T20 - T23	T22 - T25
All engines		7.0071	7.6109	7.1081 T20	
All engines	ch. S1221921 ->				7.1110 T22
All engines	->ch. S1221920				7.1123 T22

ENGINE				
2.5 V6	Petrol	125	03/94-09/00	X 25 XE

Engine	Information	S10	T10	T20 - T23	T22 - T25
All engines		7.0069	7.6109		
All engines	-cruise control			7.1162 T20	
All engines	+cruise control			7.1163 T20	
All engines	ch. S1221921 ->				7.1110 T22
All engines	->ch. S1221920				7.1123 T22

ENGINE				
2.6	Petrol	138	05/94-05/99	--

Engine	Information	S10	T10	T20 - T23	T22 - T25
All engines		7.0069	7.6109	7.1163 T20	
All engines	ch. S1221921 ->				7.1110 T22

ENGINE				
2.6 V6	Petrol	132	09/00-07/03	Y 26 SE

Engine	Information	S10	T10	T20 - T23	T22 - T25
All engines		7.0069	7.6109	7.1163 T20	
All engines	ch. S1221921 ->				7.1110 T22

ENGINE				
3.0 V6	Petrol	155	04/94-02/01	X 30 XE

Engine	Information	S10	T10	T20 - T23	T22 - T25
All engines		7.0069	7.6109		
All engines	-cruise control			7.1162 T20	
All engines	+cruise control			7.1163 T20	
All engines	ch. S1221921 ->				7.1110 T22
All engines	->ch. S1221920				7.1123 T22

ENGINE				
3.2 V6	Petrol	160	02/01-07/03	Y 32 SE

Engine	Information	S10	T10	T20 - T23	T22 - T25
All engines		7.0069	7.6109	7.1163 T20	

SENIATOR B

ENGINE				
2.5 i	Petrol	103	09/90-09/93	25 NE

Engine	Information	S10	T10	T20 - T23	T22 - T25
All engines	->ch. K1000098	7.0023	7.6071		
All engines	ch. K1000099 ->	7.0069	7.6109		
All engines	-cruise control			7.1004 T20	
All engines	+cruise control, ->ch. L1019854			7.1083 T20	
All engines	+cruise control, ch. L1019855 ->			7.1086 T20	

ENGINE				
2.6 i	Petrol	110	09/90-09/93	C 26 NE

Engine	Information	S10	T10	T20 - T23	T22 - T25
All engines	->ch. K1000098	7.0023	7.6071		
All engines	ch. K1000099 ->	7.0069	7.6109		
All engines	-cruise control			7.1004 T20	
All engines	+cruise control, ->ch. L1019854			7.1083 T20	
All engines	+cruise control, ch. L1019855 ->			7.1086 T20	

S10 OIL PRESSURE WARNING LIGHT SWITCH	T10 REVERSING LIGHT SWITCH	T20 BRAKE LIGHT SWITCH
T22 SWITCH CLUTCH CONTROL (CRUISE CONTROL)	T23 SWITCH BRAKE ACTUATION (ENGINE TIMING)	T25 SWITCH CLUTCH CONTROL (ENGINE CONTROL)

FUNCTIONS ON THE VEHICLE

Vehicle	alim.	kW	Date	Engine				
					S10	T10	T20 - T23	T22 - T25

				ENGINE
3.0	Petrol	115	09/87-09/93	C 30 LE

Engine	Information	S10	T10	T20 - T23	T22 - T25
All engines	->ch. K1000098	7.0023	7.6071		
All engines	ch. K1000099 ->	7.0069	7.6109		
All engines	-cruise control			7.1004	T20
All engines	+cruise control, ->ch. L1019854			7.1083	T20
All engines	+cruise control, ch. L1019855 ->			7.1086	T20

				ENGINE
3.0	Petrol	130	01/88-09/90	30 NE

Engine	Information	S10	T10	T20 - T23	T22 - T25
All engines	->ch. K1000098	7.0023	7.6071		
All engines	ch. K1000099 ->	7.0069	7.6109		
All engines	-cruise control			7.1004	T20
All engines	+cruise control, ->ch. L1019854			7.1083	T20
All engines	+cruise control, ch. L1019855 ->			7.1086	T20

				ENGINE
3.0 24V	Petrol	150	09/89-09/93	C 30 SE

Engine	Information	S10	T10	T20 - T23	T22 - T25
All engines	->ch. K1000098	7.0023	7.6071		
All engines	ch. K1000099 ->	7.0069	7.6109		
All engines	-cruise control			7.1004	T20
All engines	+cruise control, ->ch. L1019854			7.1083	T20
All engines	+cruise control, ch. L1019855 ->			7.1086	T20

				ENGINE
3.0 i Cat	Petrol	130	01/88-09/93	C 30 NE

Engine	Information	S10	T10	T20 - T23	T22 - T25
All engines	->ch. K1000098	7.0023	7.6071		
All engines	ch. K1000099 ->	7.0069	7.6109		
All engines	-cruise control			7.1004	T20
All engines	+cruise control, ->ch. L1019854			7.1083	T20
All engines	+cruise control, ch. L1019855 ->			7.1086	T20

SIGNUM

				ENGINE
1.8	Petrol	103	09/05-12/08	Z 18 XER

Engine	Information	S10	T10	T20 - T23	T22 - T25
All engines	COL:blue, spanner size 24, switch press. 0.3/0.55 bar, thread M10x1.0	7.0141			
All engines	t.nr. F17/F23, t.nr. F40, t.nr. M32		7.6249		
All engines	t.nr. F35		7.6254		
All engines				7.1208	T20
All engines					7.1207
All engines					T22

				ENGINE
1.8	Petrol	90	05/03-07/05	Z 18 XE

Engine	Information	S10	T10	T20 - T23	T22 - T25
All engines	spanner size 24, switch press. 0.3/0.55 bar, thread M14x1.5	7.0069			
All engines	t.nr. F17/F23, t.nr. F40, t.nr. M32		7.6249		
All engines	t.nr. F35		7.6254		
All engines				7.1208	T20
All engines					7.1207
All engines					T22

				ENGINE
1.9 CDTI	Diesel	110	04/04-02/08	Z 19 DTH

Engine	Information	S10	T10	T20 - T23	T22 - T25
All engines	Conn. nr. 1	7.0096			
All engines	t.nr. F17/F23, t.nr. F40, t.nr. M32		7.6249		
All engines	t.nr. F35		7.6254		
All engines				7.1208	T20
All engines					7.1207
All engines					T22

				ENGINE
1.9 CDTI	Diesel	74	08/05->	Z 19 DTL

Engine	Information	S10	T10	T20 - T23	T22 - T25
All engines	Conn. nr. 1	7.0096			
All engines	no specific info conc. application available, t.nr. F17/F23, t.nr. F40, t.nr. M32		7.6249		
All engines	no specific info conc. application available, t.nr. F35		7.6254		
All engines				7.1208	T20
All engines					7.1207
All engines					T22

S10	OIL PRESSURE WARNING LIGHT SWITCH	T10	REVERSING LIGHT SWITCH	T20	BRAKE LIGHT SWITCH
T22	SWITCH CLUTCH CONTROL (CRUISE CONTROL)	T23	SWITCH BRAKE ACTUATION (ENGINE TIMING)	T25	SWITCH CLUTCH CONTROL (ENGINE CONTROL)

FUNCTIONS ON THE VEHICLE

Vehicle	alim.	kW	Date	Engine	 S10	 T10	 T20 - T23	 T22 - T25
---------	-------	----	------	--------	---	---	--	---

				ENGINE
1.9 CDTI	Diesel	88	04/04-02/08	Z 19 DT

Engine	Information	S10	T10	T20 - T23	T22 - T25
All engines	Conn. nr. 1	7.0096			
All engines	t.nr. F17/F23, t.nr. F40, t.nr. M32		7.6249		
All engines	t.nr. F35		7.6254		
All engines				7.1208 T20	7.1207 T22

				ENGINE
2.0 DTI	Diesel	74	05/03-04/04	Y 20 DTH

Engine	Information	S10	T10	T20 - T23	T22 - T25
All engines	thread M14x1.5	7.0069			
All engines	t.nr. F17/F23, t.nr. F40, t.nr. M32		7.6249		
All engines	t.nr. F35		7.6254		
All engines				7.1208 T20	7.1207 T22

				ENGINE
2.0 Turbo	Petrol	129	05/03-12/08	Z 20 NET

Engine	Information	S10	T10	T20 - T23	T22 - T25
All engines	t.nr. F17/F23, t.nr. F40, t.nr. M32		7.6249		
All engines	t.nr. F35		7.6254		
All engines				7.1208 T20	7.1207 T22

				ENGINE
2.2 direct	Petrol	114	05/03-09/08	Z 22 YH

Engine	Information	S10	T10	T20 - T23	T22 - T25
All engines	t.nr. F17/F23, t.nr. F40, t.nr. M32		7.6249		
All engines	t.nr. F35		7.6254		
All engines				7.1208 T20	7.1207 T22

				ENGINE
2.2 DTI	Diesel	92	05/03-04/04	Y 22 DTR

Engine	Information	S10	T10	T20 - T23	T22 - T25
All engines	thread M14x1.5	7.0069			
All engines	t.nr. F17/F23, t.nr. F40, t.nr. M32		7.6249		
All engines	t.nr. F35		7.6254		
All engines				7.1208 T20	7.1207 T22

				ENGINE
2.2 DTI 16V	Diesel	86	05/03-06/08	Y 22 DTR

Engine	Information	S10	T10	T20 - T23	T22 - T25
All engines		7.0069		7.1208 T20	7.1207 T22
All engines	no specific info conc. application available		7.6249, 7.6254		

				ENGINE
2.8	Petrol	206	10/06->	Z 28 NET

Engine	Information	S10	T10	T20 - T23	T22 - T25
All engines	no specific info conc. application available		7.6249, 7.6254		
All engines				7.1208 T20	7.1207 T22

				ENGINE
2.8 V6 Turbo	Petrol	169	09/05-12/08	Z 28 NEL

Engine	Information	S10	T10	T20 - T23	T22 - T25
All engines	t.nr. F17/F23, t.nr. F40, t.nr. M32		7.6249		
All engines	t.nr. F35		7.6254		
All engines				7.1208 T20	7.1207 T22

				ENGINE
2.8 V6 Turbo	Petrol	184	01/06-12/08	Z 28 NET





Engine	Information	S10	T10	T20 - T23	T22 - T25
All engines	t.nr. F17/F23, t.nr. F40, t.nr. M32		7.6249		
All engines	t.nr. F35		7.6254		
All engines				7.1208 T20	7.1207 T22

				ENGINE
3.0 V6 CDTI	Diesel	130	05/03-07/05	Y 30 DT

Engine	Information	S10	T10	T20 - T23	T22 - T25
All engines		7.0015		7.1208 T20	7.1207 T22
All engines	t.nr. F17/F23, t.nr. F40, t.nr. M32		7.6249		
All engines	t.nr. F35		7.6254		

S10 OIL PRESSURE WARNING LIGHT SWITCH	T10 REVERSING LIGHT SWITCH	T20 BRAKE LIGHT SWITCH
T22 SWITCH CLUTCH CONTROL (CRUISE CONTROL)	T23 SWITCH BRAKE ACTUATION (ENGINE TIMING)	T25 SWITCH CLUTCH CONTROL (ENGINE CONTROL)

FUNCTIONS ON THE VEHICLE

Vehicle	alim.	kW	Date	Engine	 S10	 T10	 T20 - T23	 T22 - T25
---------	-------	----	------	--------	---	---	--	---

				ENGINE
3.0 V6 CDTI	Diesel	135	09/05-12/08	Z 30 DT

Engine	Information	S10	T10	T20 - T23	T22 - T25
All engines		7.0170		7.1208 T20	7.1207 T22
All engines	t.nr. F17/F23, t.nr. F40, t.nr. M32		7.6249		
All engines	t.nr. F35		7.6254		

				ENGINE
3.2 V6	Petrol	155	05/03-07/05	Z 32 SE

Engine	Information	S10	T10	T20 - T23	T22 - T25
All engines	spanner size 24, switch press. 0.3/0.55 bar, thread M14x1.5	7.0069			
All engines	t.nr. F17/F23, t.nr. F40, t.nr. M32		7.6249		
All engines	t.nr. F35		7.6254		
All engines				7.1208 T20	7.1207 T22

SINTRA

				ENGINE
2.2 DTI	Diesel	85	07/97-04/99	X 22 DTH

Engine	Information	S10	T10	T20 - T23	T22 - T25
All engines	thread M14x1.5	7.0069			
All engines	spanner size 19, thread M12x1.5		7.6073		

				ENGINE
2.2 i 16V	Petrol	104	11/96-04/99	X 22 XE

Engine	Information	S10	T10	T20 - T23	T22 - T25
All engines	spanner size 24, switch press. 0.3/0.55 bar, thread M14x1.5	7.0069			
All engines	spanner size 19, thread M12x1.5		7.6073		

				ENGINE
3.0 i 24V	Petrol	148	11/96-04/99	X 30 XE

Engine	Information	S10	T10	T20 - T23	T22 - T25
All engines	spanner size 24, switch press. 0.3/0.55 bar, thread M14x1.5	7.0069			

SPEEDSTER

				ENGINE
2.0	Petrol	162	10/03-08/06	Z 20 LET

Engine	Information	S10	T10	T20 - T23	T22 - T25
All engines	ext.thread M 14 x 1, 5 mm	7.0069			
All engines				7.1156 T20	

				ENGINE
2.0 Turbo	Petrol	147	08/02-08/06	Z 20 LET

Engine	Information	S10	T10	T20 - T23	T22 - T25
All engines	FP Lower, spanner size 24, switch press. 0.3/0.55 bar, thread M14x1.5	7.0069			
All engines	spanner size 19, thread M12x1.5		7.6073		
All engines				7.1156 T20	

				ENGINE
2.2	Petrol	108	06/00-08/05	Z 22 SE

Engine	Information	S10	T10	T20 - T23	T22 - T25
All engines	spanner size 19, thread M12x1.5		7.6073		
All engines				7.1112 T20	

TIGRA A



				ENGINE
1.4 16V	Petrol	63	08/97-12/00	X 14 XE

Engine	Information	S10	T10	T20 - T23	T22 - T25
All engines	spanner size 24, switch press. 0.3/0.55 bar, thread M14x1.5	7.0069			
All engines	spanner size 19, thread M12x1.5		7.6073		
All engines	-cruise control			7.1083 T20	

				ENGINE
1.4 16V	Petrol	66	07/94-12/00	X 14 XE

Engine	Information	S10	T10	T20 - T23	T22 - T25
All engines	spanner size 24, switch press. 0.3/0.55 bar, thread M14x1.5	7.0069			
All engines	spanner size 19, thread M12x1.5		7.6073		
All engines	-cruise control			7.1083 T20	

S10 OIL PRESSURE WARNING LIGHT SWITCH	T10 REVERSING LIGHT SWITCH	T20 BRAKE LIGHT SWITCH
T22 SWITCH CLUTCH CONTROL (CRUISE CONTROL)	T23 SWITCH BRAKE ACTUATION (ENGINE TIMING)	T25 SWITCH CLUTCH CONTROL (ENGINE CONTROL)

Vehicle	alim.	kW	Date	Engine	 S10	 T10	 T20 - T23	 T22 - T25
---------	-------	----	------	--------	---	---	--	---

				ENGINE
1.6 16V	Petrol	74	08/97-08/98	C 16 SEL

Engine	Information	S10	T10	T20 - T23	T22 - T25
All engines	spanner size 24, switch press. 0.3/0.55 bar, thread M14x1.5	7.0069			
All engines	spanner size 19, thread M12x1.5		7.6073		
All engines				7.1083	T20

				ENGINE
1.6 16V	Petrol	78	07/94-08/98	X 16 XE

Engine	Information	S10	T10	T20 - T23	T22 - T25
All engines	spanner size 24, switch press. 0.3/0.55 bar, thread M14x1.5	7.0069			
All engines	spanner size 19, thread M12x1.5		7.6073		
All engines				7.1083	T20

				ENGINE
1.3 CDTI	Diesel	51	06/04-12/10	Z 13 DT

Engine	Information	S10	T10	T20 - T23	T22 - T25
All engines	Conn. nr. 1	7.0096			
All engines	spanner size 19, thread M12x1.5		7.6073		
All engines	RHD			7.1163	T20
All engines	LHD			7.1205	T20
All engines					7.1207 T22

				ENGINE
1.4	Petrol	66	06/04-12/10	Z 14 XEP

Engine	Information	S10	T10	T20 - T23	T22 - T25
All engines	thread M10x1.0	7.0183			
All engines	spanner size 19, thread M12x1.5		7.6073		
All engines	RHD			7.1163	T20
All engines	LHD			7.1205	T20
All engines					7.1207 T22

				ENGINE
1.8	Petrol	92	06/04-12/10	Z 18 XE

Engine	Information	S10	T10	T20 - T23	T22 - T25
All engines	spanner size 24, switch press. 0.3/0.55 bar, thread M14x1.5	7.0069			
All engines	spanner size 19, thread M12x1.5		7.6073		
All engines	RHD			7.1163	T20
All engines	LHD			7.1205	T20
All engines					7.1207 T22

				ENGINE
1.4 S	Petrol	55	04/88-06/92	14 NV

Engine	Information	S10	T10	T20 - T23	T22 - T25
All engines		7.0069	7.6073		
All engines	-air conditioning, pole nr. 2			7.1050	T20
All engines	pole nr. 3			7.1082	T20
All engines	+air conditioning, pole nr. 2			7.1098	T20

				ENGINE
1.6	Petrol	51	08/92-07/93	C 16 LZ2

Engine	Information	S10	T10	T20 - T23	T22 - T25
All engines		7.0069	7.6073		
All engines	-air conditioning, pole nr. 2			7.1050	T20
All engines	pole nr. 3			7.1082	T20
All engines	+air conditioning, pole nr. 2			7.1098	T20

				ENGINE
1.6	Petrol	60	09/88-05/93	16 SV

Engine	Information	S10	T10	T20 - T23	T22 - T25
All engines		7.0069	7.6073		
All engines	-air conditioning, pole nr. 2			7.1050	T20
All engines	pole nr. 3			7.1082	T20
All engines	+air conditioning, pole nr. 2			7.1098	T20

S10	OIL PRESSURE WARNING LIGHT SWITCH	T10	REVERSING LIGHT SWITCH	T20	BRAKE LIGHT SWITCH
T22	SWITCH CLUTCH CONTROL (CRUISE CONTROL)	T23	SWITCH BRAKE ACTUATION (ENGINE TIMING)	T25	SWITCH CLUTCH CONTROL (ENGINE CONTROL)

FUNCTIONS ON THE VEHICLE

Vehicle	alim.	kW	Date	Engine	 S10	 T10	 T20 - T23	 T22 - T25
---------	-------	----	------	--------	---	---	--	---

ENGINE				
1.6 i	Petrol	52	09/93-11/95	X 16 SZ

Engine	Information	S10	T10	T20 - T23	T22 - T25
All engines			7.6073		
All engines	-air conditioning, pole nr. 2			7.1050 T20	
All engines	pole nr. 3			7.1082 T20	
All engines	+air conditioning, pole nr. 2			7.1098 T20	

ENGINE				
1.6 i	Petrol	55	09/88-11/95	C 16 NZ, C 16 NZ2, E 16 NZ

Engine	Information	S10	T10	T20 - T23	T22 - T25
All engines	pole nr. 1	7.0069			
All engines	pole nr. 3	7.0070		7.1082 T20	
All engines			7.6073		
All engines	-air conditioning, pole nr. 2			7.1050 T20	
All engines	+air conditioning, pole nr. 2			7.1098 T20	

ENGINE				
1.6 i Cat	Petrol	55	09/88-11/95	C 16 NZ, C 16 NZ2

Engine	Information	S10	T10	T20 - T23	T22 - T25
All engines	pole nr. 1	7.0069			
All engines	pole nr. 3	7.0070		7.1082 T20	
All engines			7.6073		
All engines	-air conditioning, pole nr. 2			7.1050 T20	
All engines	+air conditioning, pole nr. 2			7.1098 T20	

ENGINE				
1.6 S	Petrol	60	09/88-05/93	16 SV

Engine	Information	S10	T10	T20 - T23	T22 - T25
All engines		7.0069	7.6073		
All engines	-air conditioning, pole nr. 2			7.1050 T20	
All engines	pole nr. 3			7.1082 T20	
All engines	+air conditioning, pole nr. 2			7.1098 T20	

ENGINE				
1.7 D	Diesel	42	09/88-09/92	17 D

Engine	Information	S10	T10	T20 - T23	T22 - T25
All engines		7.0069	7.6073		
All engines	-air conditioning, pole nr. 2			7.1050 T20	
All engines	pole nr. 3			7.1082 T20	
All engines	+air conditioning, pole nr. 2			7.1098 T20	

ENGINE				
1.7 D	Diesel	44	07/92-11/95	17 DR

Engine	Information	S10	T10	T20 - T23	T22 - T25
All engines		7.0069	7.6073		
All engines	-air conditioning, pole nr. 2			7.1050 T20	
All engines	pole nr. 3			7.1082 T20	
All engines	+air conditioning, pole nr. 2			7.1098 T20	

ENGINE				
1.7 TD	Diesel	60	03/90-11/95	17 DT (TC4EE1)

Engine	Information	S10	T10	T20 - T23	T22 - T25
All engines		7.0015	7.6073		
All engines	-air conditioning, pole nr. 2			7.1050 T20	
All engines	pole nr. 3			7.1082 T20	
All engines	+air conditioning, pole nr. 2			7.1098 T20	

ENGINE				
1.8 i	Petrol	66	09/88-10/90	18 SV

Engine	Information	S10	T10	T20 - T23	T22 - T25
All engines		7.0069	7.6073		
All engines	-air conditioning, pole nr. 2			7.1050 T20	
All engines	pole nr. 3			7.1082 T20	
All engines	+air conditioning, pole nr. 2			7.1098 T20	

ENGINE				
1.8 i Cat	Petrol	66	03/90-11/95	C 18 NZ

Engine	Information	S10	T10	T20 - T23	T22 - T25
All engines		7.0069	7.6073		

S10 OIL PRESSURE WARNING LIGHT SWITCH	T10 REVERSING LIGHT SWITCH	T20 BRAKE LIGHT SWITCH
T22 SWITCH CLUTCH CONTROL (CRUISE CONTROL)	T23 SWITCH BRAKE ACTUATION (ENGINE TIMING)	T25 SWITCH CLUTCH CONTROL (ENGINE CONTROL)

FUNCTIONS ON THE VEHICLE

Vehicle	alim.	kW	Date	Engine	 S10	 T10	 T20 - T23	 T22 - T25
---------	-------	----	------	--------	---	---	--	---

ENGINE				
1.8 i Cat	Petrol	66	03/90-11/95	C 18 NZ

Engine	Information	S10	T10	T20 - T23	T22 - T25
All engines	-air conditioning, pole nr. 2			7.1050 T20	
All engines	pole nr. 3			7.1082 T20	
All engines	+air conditioning, pole nr. 2			7.1098 T20	

ENGINE				
1.8 S	Petrol	65	09/88-07/89	E 18 NVR

Engine	Information	S10	T10	T20 - T23	T22 - T25
All engines		7.0069	7.6073		
All engines	-air conditioning, pole nr. 2			7.1050 T20	
All engines	pole nr. 3			7.1082 T20	
All engines	+air conditioning, pole nr. 2			7.1098 T20	

ENGINE				
1.8 S	Petrol	66	09/89-10/90	18 SV

Engine	Information	S10	T10	T20 - T23	T22 - T25
All engines		7.0069	7.6073		
All engines	-air conditioning, pole nr. 2			7.1050 T20	
All engines	pole nr. 3			7.1082 T20	
All engines	+air conditioning, pole nr. 2			7.1098 T20	

ENGINE				
1.8 S 4x4	Petrol	65	01/89-07/89	E 18 NVR

Engine	Information	S10	T10	T20 - T23	T22 - T25
All engines		7.0069	7.6073		
All engines	-air conditioning, pole nr. 2			7.1050 T20	
All engines	pole nr. 3			7.1082 T20	
All engines	+air conditioning, pole nr. 2			7.1098 T20	

ENGINE				
2.0 i	Petrol	85	09/88-10/90	20 NE

Engine	Information	S10	T10	T20 - T23	T22 - T25
All engines		7.0069	7.6073		
All engines	-air conditioning, pole nr. 2			7.1050 T20	
All engines	pole nr. 3			7.1082 T20	
All engines	+air conditioning, pole nr. 2			7.1098 T20	

ENGINE				
2.0 i	Petrol	95	09/88-09/92	20 SEH

Engine	Information	S10	T10	T20 - T23	T22 - T25
All engines		7.0069	7.6073	7.1082 T20	

ENGINE				
2.0 i 16V	Petrol	100	08/92-08/95	X 20 XEV

Engine	Information	S10	T10	T20 - T23	T22 - T25
All engines		7.0069	7.6073		
All engines	-air conditioning, pole nr. 2			7.1050 T20	
All engines	pole nr. 3			7.1082 T20	
All engines	+air conditioning, pole nr. 2			7.1098 T20	

ENGINE				
2.0 i 16V	Petrol	110	02/89-10/90	20 XEJ



Engine	Information	S10	T10	T20 - T23	T22 - T25
All engines		7.0069	7.6073		
All engines	-air conditioning, pole nr. 2			7.1050 T20	
All engines	pole nr. 3			7.1082 T20	
All engines	+air conditioning, pole nr. 2			7.1098 T20	

ENGINE				
2.0 i 16V 4x4	Petrol	100	06/94-11/95	X 20 XEV

Engine	Information	S10	T10	T20 - T23	T22 - T25
All engines		7.0069	7.6073		
All engines	-air conditioning, pole nr. 2			7.1050 T20	
All engines	pole nr. 3			7.1082 T20	
All engines	+air conditioning, pole nr. 2			7.1098 T20	

S10 OIL PRESSURE WARNING LIGHT SWITCH	T10 REVERSING LIGHT SWITCH	T20 BRAKE LIGHT SWITCH
T22 SWITCH CLUTCH CONTROL (CRUISE CONTROL)	T23 SWITCH BRAKE ACTUATION (ENGINE TIMING)	T25 SWITCH CLUTCH CONTROL (ENGINE CONTROL)

FUNCTIONS ON THE VEHICLE

Vehicle	alim.	kW	Date	Engine				
					S10	T10	T20 - T23	T22 - T25

ENGINE				
2.0 i 16V 4x4	Petrol	110	08/89-08/95	C 20 XE

Engine	Information	S10	T10	T20 - T23	T22 - T25
All engines		7.0069	7.6073		
All engines	-air conditioning, pole nr. 2			7.1050	T20
All engines	pole nr. 3			7.1082	T20
All engines	+air conditioning, pole nr. 2			7.1098	T20

ENGINE				
2.0 i 16V Cat	Petrol	110	02/90-11/95	C 20 XE

Engine	Information	S10	T10	T20 - T23	T22 - T25
All engines		7.0069	7.6073		
All engines	-air conditioning, pole nr. 2			7.1050	T20
All engines	pole nr. 3			7.1082	T20
All engines	+air conditioning, pole nr. 2			7.1098	T20

ENGINE				
2.0 i 4x4	Petrol	85	01/89-10/90	20 NE

Engine	Information	S10	T10	T20 - T23	T22 - T25
All engines		7.0069	7.6073		
All engines	-air conditioning, pole nr. 2			7.1050	T20
All engines	pole nr. 3			7.1082	T20
All engines	+air conditioning, pole nr. 2			7.1098	T20

ENGINE				
2.0 i 4x4	Petrol	95	08/89-07/92	20 SEH

Engine	Information	S10	T10	T20 - T23	T22 - T25
All engines		7.0069	7.6073	7.1082	T20

ENGINE				
2.0 i Cat	Petrol	85	09/88-11/95	C 20 NE

Engine	Information	S10	T10	T20 - T23	T22 - T25
All engines		7.0069	7.6073		
All engines	-air conditioning, pole nr. 2			7.1050	T20
All engines	pole nr. 3			7.1082	T20
All engines	+air conditioning, pole nr. 2			7.1098	T20

ENGINE				
2.0 i Cat 4x4	Petrol	85	01/89-11/95	C 20 NE

Engine	Information	S10	T10	T20 - T23	T22 - T25
All engines		7.0069	7.6073		
All engines	-air conditioning, pole nr. 2			7.1050	T20
All engines	pole nr. 3			7.1082	T20
All engines	+air conditioning, pole nr. 2			7.1098	T20

ENGINE				
2.0 i GT	Petrol	95	09/88-11/95	20 SEH

Engine	Information	S10	T10	T20 - T23	T22 - T25
All engines		7.0069	7.6073	7.1082	T20

ENGINE				
2.0 i Turbo 4x4	Petrol	150	06/94-11/95	C 20 LET

Engine	Information	S10	T10	T20 - T23	T22 - T25
All engines		7.0069	7.6073	7.1082	T20

ENGINE				
2.5 CD 4x4	Petrol	125	08/92-08/95	C 25 XE

Engine	Information	S10	T10	T20 - T23	T22 - T25
All engines		7.0069	7.6073		
All engines	-air conditioning, pole nr. 2			7.1050	T20
All engines	pole nr. 3			7.1082	T20
All engines	+air conditioning, pole nr. 2			7.1098	T20

ENGINE				
2.5 V6	Petrol	125	02/93-11/95	C 25 XE

Engine	Information	S10	T10	T20 - T23	T22 - T25
All engines		7.0069	7.6073		
All engines	-air conditioning, pole nr. 2			7.1050	T20
All engines	pole nr. 3			7.1082	T20
All engines	+air conditioning, pole nr. 2			7.1098	T20

S10	OIL PRESSURE WARNING LIGHT SWITCH	T10	REVERSING LIGHT SWITCH	T20	BRAKE LIGHT SWITCH
T22	SWITCH CLUTCH CONTROL (CRUISE CONTROL)	T23	SWITCH BRAKE ACTUATION (ENGINE TIMING)	T25	SWITCH CLUTCH CONTROL (ENGINE CONTROL)

FUNCTIONS ON THE VEHICLE

Vehicle	alim.	kW	Date	Engine	 S10	 T10	 T20 - T23	 T22 - T25
---------	-------	----	------	--------	---	---	--	---

ENGINE				
2000 16V 4x4	Petrol	110	01/89-10/90	20 XEJ

Engine	Information	S10	T10	T20 - T23	T22 - T25
All engines		7.0069	7.6073		
All engines	-air conditioning, pole nr. 2			7.1050 T20	
All engines	pole nr. 3			7.1082 T20	
All engines	+air conditioning, pole nr. 2			7.1098 T20	

ENGINE				
2000/GT 16V	Petrol	110	01/89-06/94	20 XEJ

Engine	Information	S10	T10	T20 - T23	T22 - T25
All engines		7.0069	7.6073		
All engines	-air conditioning, pole nr. 2			7.1050 T20	
All engines	pole nr. 3			7.1082 T20	
All engines	+air conditioning, pole nr. 2			7.1098 T20	

ENGINE				
2000/GT 16V Cat	Petrol	110	02/90-11/95	C 20 XE

Engine	Information	S10	T10	T20 - T23	T22 - T25
All engines		7.0069	7.6073		
All engines	-air conditioning, pole nr. 2			7.1050 T20	
All engines	pole nr. 3			7.1082 T20	
All engines	+air conditioning, pole nr. 2			7.1098 T20	

ENGINE				
2000/GT 16V Cat 4x4	Petrol	110	02/90-11/95	C 20 XE

Engine	Information	S10	T10	T20 - T23	T22 - T25
All engines		7.0069	7.6073		
All engines	-air conditioning, pole nr. 2			7.1050 T20	
All engines	pole nr. 3			7.1082 T20	
All engines	+air conditioning, pole nr. 2			7.1098 T20	

VECTRA B

ENGINE				
1.6 i	Petrol	55	10/95-07/03	16 LZ2, X 16 SZR

Engine	Information	S10	T10	T20 - T23	T22 - T25
All engines	spanner size 24, switch press. 0.3/0.55 bar, thread M14x1.5	7.0069			
All engines	spanner size 19, thread M12x1.5		7.6073		
All engines	->ch. W1285446, Conn. nr. 2, spanner size 22			7.1050 T20	
All engines	ch. W1285447 ->, Conn. nr. 2			7.1155 T20	

ENGINE				
1.6 i 16V	Petrol	74	10/95-07/02	X 16 XEL, Y 16 XE, Z 16 XE

Engine	Information	S10	T10	T20 - T23	T22 - T25
All engines	spanner size 24, switch press. 0.3/0.55 bar, thread M14x1.5	7.0069			
All engines	spanner size 19, thread M12x1.5		7.6073		
Eng. X 16 XEL	->ch. W1285446, ->ch. W5276825, ->ch. W7154258, ->ch. WL000001, ->ch. WP000001, ->ch. WS000001, Conn. nr. 2, spanner size 22			7.1050 T20	
Eng. X 16 XEL	ch. W1285447 ->, ch. W5276826 ->, ch. W7154259 ->, ch. WL000002 ->, ch. WP000002 ->, ch. WS000002 ->, Conn. nr. 2, -cruise control			7.1155 T20	
All engines	+cruise control, ch. W1285447 ->, ch. W5276826 ->, ch. W7154259 ->, ch. WL000002 ->, ch. WP000002 ->, ch. WS000002 ->, Conn. nr. 4			7.1181 T20	

ENGINE				
1.7 TD	Diesel	60	10/95-12/98	X 17 DT (TC4EE1), X17TD

Engine	Information	S10	T10	T20 - T23	T22 - T25
All engines		7.0015			
All engines	spanner size 19, thread M12x1.5		7.6073		
All engines	->ch. W1285446, ->ch. W7154258, ->ch. W5276825, ->ch. WL000001, ->ch. WP000001, ->ch. WS000001, Conn. nr. 2, spanner size 22			7.1050 T20	
Eng. X17TD	ch. W1285447 ->, ch. W5276826 ->, ch. W7154259 ->, ch. WL000002 ->, ch. WP000002 ->, ch. WS000002 ->, Conn. nr. 2, -cruise control			7.1155 T20	
All engines	+cruise control, ch. W1285447 ->, ch. W1285447, W7154259 ->, ch. W5276826 ->, ch. W7154259 ->, ch. WL000002 ->, ch. WP000002 ->, ch. WS000002 ->, Conn. nr. 4			7.1181 T20	

S10	OIL PRESSURE WARNING LIGHT SWITCH	T10	REVERSING LIGHT SWITCH	T20	BRAKE LIGHT SWITCH
T22	SWITCH CLUTCH CONTROL (CRUISE CONTROL)	T23	SWITCH BRAKE ACTUATION (ENGINE TIMING)	T25	SWITCH CLUTCH CONTROL (ENGINE CONTROL)

FUNCTIONS ON THE VEHICLE

Vehicle	alim.	kW	Date	Engine	 S10	 T10	 T20 - T23	 T22 - T25
---------	-------	----	------	--------	---	---	--	---

				ENGINE
1.8 FlexFuel	Petrol/ Petro- leum Gas (LPG)	85	01/99-09/00	X 18 XE

Engine	Information	S10	T10	T20 - T23	T22 - T25
All engines	spanner size 24, switch press. 0.3/0.55 bar, thread M14x1.5	7.0069			
All engines	spanner size 19, thread M12x1.5		7.6073		
All engines	->ch. W1285446, Conn. nr. 2, spanner size 22			7.1050	T20
All engines	ch. W1285447 ->, Conn. nr. 2, -cruise control			7.1155	T20
All engines	+cruise control, ch. W1285447 ->, Conn. nr. 4			7.1181	T20

				ENGINE
1.8 i 16V	Petrol	85	10/95-09/00	X 18 XE, X 18 XE1, Z 18 XEL

Engine	Information	S10	T10	T20 - T23	T22 - T25
All engines	spanner size 24, switch press. 0.3/0.55 bar, thread M14x1.5	7.0069			
All engines	spanner size 19, thread M12x1.5		7.6073		
All engines	->ch. W1285446, Conn. nr. 2, spanner size 22			7.1050	T20
All engines	ch. W1285447 ->, Conn. nr. 2, -cruise control			7.1155	T20
All engines	+cruise control, ch. W1285447 ->, Conn. nr. 4			7.1181	T20
All engines					7.1110 T22

				ENGINE
1.8 i 16V	Petrol	92	09/00-07/03	Z 18 XE

Engine	Information	S10	T10	T20 - T23	T22 - T25
All engines	spanner size 24, switch press. 0.3/0.55 bar, thread M14x1.5	7.0069			
All engines	spanner size 19, thread M12x1.5		7.6073		
All engines	->ch. W1285446, Conn. nr. 2, spanner size 22			7.1050	T20
All engines	ch. W1285447 ->, Conn. nr. 2, -cruise control			7.1155	T20
All engines	+cruise control, ch. W1285447 ->, Conn. nr. 4			7.1181	T20
All engines					7.1110 T22

				ENGINE
2.0	Petrol	85	10/95-04/02	C 20 SEL

Engine	Information	S10	T10	T20 - T23	T22 - T25
All engines	spanner size 24, switch press. 0.3/0.55 bar, thread M14x1.5	7.0069			
All engines	spanner size 19, thread M12x1.5		7.6073		
All engines	->ch. W1285446, Conn. nr. 2, spanner size 22			7.1050	T20
All engines	ch. W1285447 ->, Conn. nr. 2, -cruise control			7.1155	T20
All engines	+cruise control, ch. W1285447 ->, Conn. nr. 4			7.1181	T20

				ENGINE
2.0 DI 16V	Diesel	60	11/96-04/02	X 20 DTL

Engine	Information	S10	T10	T20 - T23	T22 - T25
All engines	thread M14x1.5	7.0069			
All engines	spanner size 19, thread M12x1.5		7.6073		
All engines	->ch. W1285446			7.1065	T20
All engines	ch. W1285447 ->, Conn. nr. 4			7.1181	T20
All engines					7.1110 T25

				ENGINE
2.0 DTi	Diesel	74	05/97-07/03	X 20 DTH, Y 20 DTH

Engine	Information	S10	T10	T20 - T23	T22 - T25
All engines	thread M14x1.5	7.0069			
All engines	spanner size 19, thread M12x1.5		7.6073		
All engines	->ch. W1285446			7.1065	T20
All engines	ch. W1285447 ->, Conn. nr. 4			7.1181	T20
All engines					7.1110 T25

				ENGINE
2.0 i	Petrol	82	10/95-04/02	20 NEJ

Engine	Information	S10	T10	T20 - T23	T22 - T25
All engines	spanner size 24, switch press. 0.3/0.55 bar, thread M14x1.5	7.0069			
All engines	spanner size 19, thread M12x1.5		7.6073		
All engines	->ch. W1285446, Conn. nr. 2, spanner size 22			7.1050	T20
All engines	ch. W1285447 ->, Conn. nr. 2, -cruise control			7.1155	T20
All engines	+cruise control, ch. W1285447 ->, Conn. nr. 4			7.1181	T20
All engines					7.1110 T22

S10	OIL PRESSURE WARNING LIGHT SWITCH	T10	REVERSING LIGHT SWITCH	T20	BRAKE LIGHT SWITCH
T22	SWITCH CLUTCH CONTROL (CRUISE CONTROL)	T23	SWITCH BRAKE ACTUATION (ENGINE TIMING)	T25	SWITCH CLUTCH CONTROL (ENGINE CONTROL)

FUNCTIONS ON THE VEHICLE

Vehicle	alim.	kW	Date	Engine	 S10	 T10	 T20 - T23	 T22 - T25
---------	-------	----	------	--------	---	---	--	---

ENGINE				
2.0 i 16V	Petrol	100	10/95-09/00	C 20 SEL, X 20 XEV

Engine	Information	S10	T10	T20 - T23	T22 - T25
All engines	spanner size 24, switch press. 0.3/0.55 bar, thread M14x1.5	7.0069			
All engines	spanner size 19, thread M12x1.5		7.6073		
All engines	->ch. W1285446, ->ch. W5276825, ->ch. W7154258, ->ch. WL000001, ->ch. WP000001, ->ch. WS000001, Conn. nr. 2, spanner size 22			7.1050	T20
All engines	ch. W1285447 ->, ch. W1285447, W7154259 ->, ch. W5276826 ->, ch. W7154259 ->, ch. WL000002 ->, ch. WP000002 ->, ch. WS000002 ->, Conn. nr. 2, -cruise control			7.1155	T20
All engines	+cruise control, ch. W1285447 ->, ch. W1285447, W7154259 ->, ch. W5276826 ->, ch. W7154258 ->, ch. WL000002 ->, ch. WP000002 ->, ch. WS000002 ->, Conn. nr. 4			7.1181	T20
All engines					7.1110 T22

ENGINE				
2.0 i 16V	Petrol	85	07/00-07/03	C 20 SEL

Engine	Information	S10	T10	T20 - T23	T22 - T25
All engines	spanner size 24, switch press. 0.3/0.55 bar, thread M14x1.5	7.0069			
All engines	spanner size 19, thread M12x1.5		7.6073		
All engines	->ch. W1285446, Conn. nr. 2, spanner size 22			7.1050	T20
All engines	ch. W1285447 ->, Conn. nr. 2, -cruise control			7.1155	T20
All engines	+cruise control, ch. W1285447 ->, Conn. nr. 4			7.1181	T20

ENGINE				
2.2 DTi	Diesel	88	09/00-04/02	Y 22 DTR

Engine	Information	S10	T10	T20 - T23	T22 - T25
All engines	thread M14x1.5	7.0069			
All engines	spanner size 19, thread M12x1.5		7.6073		
All engines	Conn. nr. 2, -cruise control, spanner size 22			7.1050	T20
All engines	Conn. nr. 2			7.1155	T20
All engines	+cruise control, Conn. nr. 4			7.1181	T20
All engines					7.1110 T22

ENGINE				
2.2 DTi	Diesel	92	07/00-04/02	Y 22 DTR

Engine	Information	S10	T10	T20 - T23	T22 - T25
All engines	thread M14x1.5	7.0069			
All engines	spanner size 19, thread M12x1.5		7.6073		
All engines	Conn. nr. 4			7.1181	T20
All engines					7.1110 T25

ENGINE				
2.2 DTi 16V	Diesel	92	09/00-07/03	Y 22 DTR

Engine	Information	S10	T10	T20 - T23	T22 - T25
All engines	thread M14x1.5	7.0069			
All engines	spanner size 19, thread M12x1.5		7.6073		
All engines	Conn. nr. 4			7.1181	T20
All engines					7.1110 T25

ENGINE				
2.2 i 16V	Petrol	102	07/00-07/02	C 22 SEL





Engine	Information	S10	T10	T20 - T23	T22 - T25
All engines	spanner size 24, switch press. 0.3/0.55 bar, thread M14x1.5	7.0069			
All engines	spanner size 19, thread M12x1.5		7.6073		
All engines	->ch. W1285446, Conn. nr. 2, spanner size 22			7.1050	T20
All engines	ch. W1285447 ->, Conn. nr. 2, -cruise control			7.1155	T20
All engines	+cruise control, ch. W1285447 ->, Conn. nr. 4			7.1181	T20

ENGINE				
2.2 i 16V	Petrol	108	09/00-07/03	Z 22 SE

Engine	Information	S10	T10	T20 - T23	T22 - T25
All engines	spanner size 19, thread M12x1.5		7.6073		
All engines	->ch. W1285446, Conn. nr. 2, spanner size 22			7.1050	T20
All engines	ch. W1285447 ->, Conn. nr. 2, -cruise control			7.1155	T20
All engines	+cruise control, ch. W1285447 ->, Conn. nr. 4			7.1181	T20
All engines					7.1110 T22

S10 OIL PRESSURE WARNING LIGHT SWITCH	T10 REVERSING LIGHT SWITCH	T20 BRAKE LIGHT SWITCH
T22 SWITCH CLUTCH CONTROL (CRUISE CONTROL)	T23 SWITCH BRAKE ACTUATION (ENGINE TIMING)	T25 SWITCH CLUTCH CONTROL (ENGINE CONTROL)

FUNCTIONS ON THE VEHICLE

Vehicle	alim.	kW	Date	Engine	 S10	 T10	 T20 - T23	 T22 - T25
---------	-------	----	------	--------	---	---	--	---

ENGINE				
2.5	Petrol	144	10/99-06/00	X 25 XE

Engine	Information	S10	T10	T20 - T23	T22 - T25
All engines	spanner size 24, switch press. 0.3/0.55 bar, thread M14x1.5	7.0069			
All engines	spanner size 19, thread M12x1.5		7.6073		
All engines	->ch. W1285446, Conn. nr. 2, spanner size 22			7.1050 T20	
All engines	ch. W1285447 ->, Conn. nr. 2, -cruise control			7.1155 T20	
All engines	+cruise control, ch. W1285447 ->, Conn. nr. 4			7.1181 T20	

ENGINE				
2.5 i V6	Petrol	125	10/95-09/00	X 25 XE

Engine	Information	S10	T10	T20 - T23	T22 - T25
All engines	spanner size 24, switch press. 0.3/0.55 bar, thread M14x1.5	7.0069			
All engines	spanner size 19, thread M12x1.5		7.6073		
All engines	->ch. W1285446, Conn. nr. 2, spanner size 22			7.1050 T20	
All engines	ch. W1285447 ->, Conn. nr. 2, -cruise control			7.1155 T20	
All engines	+cruise control, ch. W1285447 ->, Conn. nr. 4			7.1181 T20	
All engines					7.1110 T22

ENGINE				
2.6 i V6	Petrol	125	09/00-07/03	Y 26 SE

Engine	Information	S10	T10	T20 - T23	T22 - T25
All engines	spanner size 24, switch press. 0.3/0.55 bar, thread M14x1.5	7.0069			
All engines	spanner size 19, thread M12x1.5		7.6073		
All engines	->ch. W1285446, Conn. nr. 2, spanner size 22			7.1050 T20	
All engines	ch. W1285447 ->, Conn. nr. 2, -cruise control			7.1155 T20	
All engines	+cruise control, ch. W1285447 ->, Conn. nr. 4			7.1181 T20	
All engines					7.1110 T25

ENGINE				
i 500 2.5	Petrol	143	05/98-09/00	X 25 XE

Engine	Information	S10	T10	T20 - T23	T22 - T25
All engines	spanner size 24, switch press. 0.3/0.55 bar, thread M14x1.5	7.0069			
All engines	spanner size 19, thread M12x1.5		7.6073		
All engines	->ch. W1285446, Conn. nr. 2, spanner size 22			7.1050 T20	
All engines	ch. W1285447 ->, Conn. nr. 2, -cruise control			7.1155 T20	
All engines	+cruise control, ch. W1285447 ->, Conn. nr. 4			7.1181 T20	

VECTRA C

ENGINE				
1.6	Petrol	74	08/05-08/08	Z 16 XE

Engine	Information	S10	T10	T20 - T23	T22 - T25
All engines	spanner size 24, switch press. 0.3/0.55 bar, thread M14x1.5	7.0069			
All engines	t.nr. F17/F23, t.nr. F40, t.nr. M32		7.6249		
All engines	t.nr. F35		7.6254		
All engines				7.1208 T20	7.1207 T22

ENGINE				
1.6	Petrol	77	08/05-08/08	Z 16 XEP

Engine	Information	S10	T10	T20 - T23	T22 - T25
All engines	COL:blue, spanner size 24, switch press. 0.3/0.55 bar, thread M10x1.0	7.0141			
All engines	t.nr. F17/F23, t.nr. F40, t.nr. M32		7.6249		
All engines	t.nr. F35		7.6254		
All engines				7.1208 T20	7.1207 T22

ENGINE				
1.6 16V	Petrol	74	06/04-09/08	Z 16 XE

Engine	Information	S10	T10	T20 - T23	T22 - T25
All engines	spanner size 24, switch press. 0.3/0.55 bar, thread M14x1.5	7.0069			
All engines	t.nr. F17/F23, t.nr. F40, t.nr. M32		7.6249		
All engines	t.nr. F35		7.6254		
All engines				7.1208 T20	7.1207 T22

ENGINE				
1.8	Petrol	103	08/05-08/08	Z 18 XER

Engine	Information	S10	T10	T20 - T23	T22 - T25
All engines	COL:blue, spanner size 24, switch press. 0.3/0.55 bar, thread M10x1.0	7.0141			

S10	OIL PRESSURE WARNING LIGHT SWITCH	T10	REVERSING LIGHT SWITCH	T20	BRAKE LIGHT SWITCH
T22	SWITCH CLUTCH CONTROL (CRUISE CONTROL)	T23	SWITCH BRAKE ACTUATION (ENGINE TIMING)	T25	SWITCH CLUTCH CONTROL (ENGINE CONTROL)

FUNCTIONS ON THE VEHICLE

Vehicle	alim.	kW	Date	Engine	 S10	 T10	 T20 - T23	 T22 - T25
---------	-------	----	------	--------	---	---	--	---

ENGINE				
1.8	Petrol	103	08/05-08/08	Z 18 XER

Engine	Information	S10	T10	T20 - T23	T22 - T25
All engines	t.nr. F17/F23, t.nr. F40, t.nr. M32		7.6249		
All engines	t.nr. F35		7.6254		
All engines				7.1208 T20	7.1207 T22

ENGINE				
1.8	Petrol	81	04/02-07/08	Z 18 XEL

Engine	Information	S10	T10	T20 - T23	T22 - T25
All engines	spanner size 24, switch press. 0.3/0.55 bar, thread M14x1.5	7.0069			
All engines	t.nr. F17/F23, t.nr. F40, t.nr. M32		7.6249		
All engines	t.nr. F35		7.6254		
All engines				7.1208 T20	7.1207 T22

ENGINE				
1.8	Petrol	90	10/03-09/06	Z 18 XE

Engine	Information	S10	T10	T20 - T23	T22 - T25
All engines	spanner size 24, switch press. 0.3/0.55 bar, thread M14x1.5	7.0069			
All engines	t.nr. F17/F23, t.nr. F40, t.nr. M32		7.6249		
All engines	t.nr. F35		7.6254		
All engines				7.1208 T20	7.1207 T22

ENGINE				
1.8 16V	Petrol	81	08/02-12/06	Z 18 XEL

Engine	Information	S10	T10	T20 - T23	T22 - T25
All engines	spanner size 24, switch press. 0.3/0.55 bar, thread M14x1.5	7.0069			
All engines	t.nr. F17/F23, t.nr. F40, t.nr. M32		7.6249		
All engines	t.nr. F35		7.6254		
All engines				7.1208 T20	7.1207 T22

ENGINE				
1.8 16V	Petrol	90	04/02-09/08	Z 18 XE

Engine	Information	S10	T10	T20 - T23	T22 - T25
All engines	spanner size 24, switch press. 0.3/0.55 bar, thread M14x1.5	7.0069			
All engines	t.nr. F17/F23, t.nr. F40, t.nr. M32		7.6249		
All engines	t.nr. F35		7.6254		
All engines				7.1208 T20	7.1207 T22

ENGINE				
1.9 CDTI	Diesel	110	04/04-08/08	Z 19 DTH

Engine	Information	S10	T10	T20 - T23	T22 - T25
All engines	Conn. nr. 1	7.0096			
All engines	t.nr. F17/F23, t.nr. F40, t.nr. M32		7.6249		
All engines	t.nr. F35		7.6254		
All engines				7.1208 T20	7.1207 T22

ENGINE				
1.9 CDTI	Diesel	74	06/05-08/08	Z 19 DTL

Engine	Information	S10	T10	T20 - T23	T22 - T25
All engines	Conn. nr. 1	7.0096			
All engines	t.nr. F17/F23, t.nr. F40, t.nr. M32		7.6249		
All engines	t.nr. F35		7.6254		
All engines				7.1208 T20	7.1207 T22

ENGINE				
1.9 CDTI	Diesel	88	04/04-01/09	Z 19 DT



Engine	Information	S10	T10	T20 - T23	T22 - T25
All engines	Conn. nr. 1	7.0096			
All engines	t.nr. F17/F23, t.nr. F40, t.nr. M32		7.6249		
All engines	t.nr. F35		7.6254		
All engines				7.1208 T20	7.1207 T22

ENGINE				
2.0 16V Turbo	Petrol	129	03/03-08/08	Z 20 NET

Engine	Information	S10	T10	T20 - T23	T22 - T25
All engines	t.nr. F17/F23, t.nr. F40, t.nr. M32		7.6249		
All engines	t.nr. F35		7.6254		
All engines				7.1208 T20	7.1207 T22

S10 OIL PRESSURE WARNING LIGHT SWITCH	T10 REVERSING LIGHT SWITCH	T20 BRAKE LIGHT SWITCH
T22 SWITCH CLUTCH CONTROL (CRUISE CONTROL)	T23 SWITCH BRAKE ACTUATION (ENGINE TIMING)	T25 SWITCH CLUTCH CONTROL (ENGINE CONTROL)

FUNCTIONS ON THE VEHICLE

Vehicle	alim.	kW	Date	Engine	 S10	 T10	 T20 - T23	 T22 - T25
ENGINE								
2.0 DTI	Diesel	74	10/03-08/05	Y 20 DTH				
Engine	Information			S10	T10	T20 - T23	T22 - T25	
All engines	thread M14x1.5			7.0069				
All engines	t.nr. F17/F23, t.nr. F40, t.nr. M32				7.6249			
All engines	t.nr. F35				7.6254			
All engines						7.1208 T20	7.1207 T22	
ENGINE								
2.0 DTI 16V	Diesel	74	04/02-08/06	Y 20 DTH				
Engine	Information			S10	T10	T20 - T23	T22 - T25	
All engines	thread M14x1.5			7.0069				
All engines	t.nr. F17/F23, t.nr. F40, t.nr. M32				7.6249			
All engines	t.nr. F35				7.6254			
All engines						7.1208 T20	7.1207 T22	
ENGINE								
2.0 Turbo	Petrol	129	10/03-08/08	Z 20 NET				
Engine	Information			S10	T10	T20 - T23	T22 - T25	
All engines	t.nr. F17/F23, t.nr. F40, t.nr. M32				7.6249			
All engines	t.nr. F35				7.6254			
All engines						7.1208 T20	7.1207 T22	
ENGINE								
2.2 16V	Petrol	108	04/02-12/08	Z 22 SE				
Engine	Information			S10	T10	T20 - T23	T22 - T25	
All engines	t.nr. F17/F23, t.nr. F40, t.nr. M32				7.6249			
All engines	t.nr. F35				7.6254			
All engines						7.1208 T20	7.1207 T22	
ENGINE								
2.2 DGi	Petrol	114	10/03-08/08	Z 22 YH				
Engine	Information			S10	T10	T20 - T23	T22 - T25	
All engines	t.nr. F17/F23, t.nr. F40, t.nr. M32				7.6249			
All engines	t.nr. F35				7.6254			
All engines						7.1208 T20	7.1207 T22	
ENGINE								
2.2 direct	Petrol	114	10/03-08/08	Z 22 YH				
Engine	Information			S10	T10	T20 - T23	T22 - T25	
All engines	t.nr. F17/F23, t.nr. F40, t.nr. M32				7.6249			
All engines	t.nr. F35				7.6254			
All engines						7.1208 T20	7.1207 T22	
ENGINE								
2.2 DTI	Diesel	86	10/03-06/08	Y 22 DTR				
Engine	Information			S10	T10	T20 - T23	T22 - T25	
All engines				7.0069		7.1208 T20	7.1207 T22	
All engines	no specific info conc. application available				7.6249, 7.6254			
ENGINE								
2.2 DTI	Diesel	92	10/03-12/05	Y 22 DTR				
Engine	Information			S10	T10	T20 - T23	T22 - T25	
All engines	thread M14x1.5			7.0069				
All engines	t.nr. F17/F23, t.nr. F40, t.nr. M32				7.6249			
All engines	t.nr. F35				7.6254			
All engines						7.1208 T20	7.1207 T22	
ENGINE								
2.2 DTI 16V	Diesel	86	04/02-06/08	Y 22 DTR				
Engine	Information			S10	T10	T20 - T23	T22 - T25	
All engines	thread M14x1.5			7.0069				
All engines	t.nr. F23/F40/M32				7.6249			
All engines	t.nr. F35				7.6254			
All engines						7.1208 T20	7.1207 T22	
ENGINE								
2.2 DTI 16V	Diesel	92	04/02-07/06	Y 22 DTR				
Engine	Information			S10	T10	T20 - T23	T22 - T25	
All engines	thread M14x1.5			7.0069				

S10	OIL PRESSURE WARNING LIGHT SWITCH	T10	REVERSING LIGHT SWITCH	T20	BRAKE LIGHT SWITCH
T22	SWITCH CLUTCH CONTROL (CRUISE CONTROL)	T23	SWITCH BRAKE ACTUATION (ENGINE TIMING)	T25	SWITCH CLUTCH CONTROL (ENGINE CONTROL)

The present application list is a brief version. For the detailed information about the possibility of installation on a specific vehicle, please refer to our web-catalogue <http://catalogo.facet.eu/>

FUNCTIONS ON THE VEHICLE

Vehicle	alim.	kW	Date	Engine	 S10	 T10	 T20 - T23	 T22 - T25
---------	-------	----	------	--------	---	---	--	---

				ENGINE
2.2 DTI 16V	Diesel	92	04/02-07/06	Y 22 DTR

Engine	Information	S10	T10	T20 - T23	T22 - T25
All engines	t.nr. F17/F23, t.nr. F40, t.nr. M32		7.6249		
All engines	t.nr. F35		7.6254		
All engines				7.1208 T20	7.1207 T22

				ENGINE
2.8 V6 Turbo	Petrol	169	08/05-10/08	Z 28 NEL

Engine	Information	S10	T10	T20 - T23	T22 - T25
All engines	t.nr. F17/F23, t.nr. F40, t.nr. M32		7.6249		
All engines	t.nr. F35		7.6254		
All engines				7.1208 T20	7.1207 T22

				ENGINE
2.8 V6 Turbo	Petrol	184	08/05-08/08	Z 28 NET

Engine	Information	S10	T10	T20 - T23	T22 - T25
All engines	t.nr. F17/F23, t.nr. F40, t.nr. M32		7.6249		
All engines	t.nr. F35		7.6254		
All engines				7.1208 T20	7.1207 T22

				ENGINE
2.8 V6 Turbo	Petrol	188	08/05-09/08	Z 28 NET

Engine	Information	S10	T10	T20 - T23	T22 - T25
All engines	t.nr. F17/F23, t.nr. F40, t.nr. M32		7.6249		
All engines	t.nr. F35		7.6254		
All engines				7.1208 T20	7.1207 T22

				ENGINE
2.8 V6 Turbo	Petrol	206	07/06-08/08	Z 28 NET

Engine	Information	S10	T10	T20 - T23	T22 - T25
All engines	t.nr. F17/F23, t.nr. F40, t.nr. M32		7.6249		
All engines	t.nr. F35		7.6254		
All engines				7.1208 T20	7.1207 T22

				ENGINE
2.8 V6 Turbo OPC	Petrol	206	09/06-08/08	Z 28 NET

Engine	Information	S10	T10	T20 - T23	T22 - T25
All engines			7.6249	7.1208 T20	7.1207 T22

				ENGINE
3.0 CDTI	Diesel	130	02/03-07/05	Y 30 DT

Engine	Information	S10	T10	T20 - T23	T22 - T25
All engines		7.0015		7.1208 T20	7.1207 T22
All engines	t.nr. F17/F23, t.nr. F40, t.nr. M32		7.6249		
All engines	t.nr. F35		7.6254		

				ENGINE
3.0 CDTi	Diesel	135	08/05-08/08	Z 30 DT

Engine	Information	S10	T10	T20 - T23	T22 - T25
All engines		7.0170		7.1208 T20	7.1207 T22
All engines	t.nr. F17/F23, t.nr. F40, t.nr. M32		7.6249		
All engines	t.nr. F35		7.6254		

				ENGINE
3.0 V6 CDTI	Diesel	130	10/03-07/05	Y 30 DT

Engine	Information	S10	T10	T20 - T23	T22 - T25
All engines		7.0015		7.1208 T20	7.1207 T22
All engines	t.nr. F17/F23, t.nr. F40, t.nr. M32		7.6249		
All engines	t.nr. F35		7.6254		

				ENGINE
3.0 V6 CDTI	Diesel	135	08/05-08/08	Z 30 DT



Engine	Information	S10	T10	T20 - T23	T22 - T25
All engines		7.0170		7.1208 T20	7.1207 T22
All engines	t.nr. F17/F23, t.nr. F40, t.nr. M32		7.6249		
All engines	t.nr. F35		7.6254		

				ENGINE
3.2 V6	Petrol	155	08/02-07/06	Z 32 SE

Engine	Information	S10	T10	T20 - T23	T22 - T25
All engines		7.0069		7.1208 T20	7.1207 T22

S10 OIL PRESSURE WARNING LIGHT SWITCH	T10 REVERSING LIGHT SWITCH	T20 BRAKE LIGHT SWITCH
T22 SWITCH CLUTCH CONTROL (CRUISE CONTROL)	T23 SWITCH BRAKE ACTUATION (ENGINE TIMING)	T25 SWITCH CLUTCH CONTROL (ENGINE CONTROL)

FUNCTIONS ON THE VEHICLE

Vehicle	alim.	kW	Date	Engine	 S10	 T10	 T20 - T23	 T22 - T25
---------	-------	----	------	--------	---	---	--	---

				ENGINE
3.2 V6	Petrol	155	08/02-07/06	Z 32 SE

Engine	Information	S10	T10	T20 - T23	T22 - T25
All engines	t.nr. F17/F23, t.nr. F40, t.nr. M32		7.6249		
All engines	t.nr. F35		7.6254		

				ENGINE
1.9 Di	Diesel	60	08/01->	F9Q 762, F9Q 774

Engine	Information	S10	T10	T20 - T23	T22 - T25
All engines	8200026650, COL:grey	7.0151			
All engines	8200671272, COL:black, COL:natural	7.0178			
All engines	COL:green		7.6096		
Eng. F9Q 774	COL:light blue		7.6271		
All engines	->ch. 6V699999, ->ch. 6Y999999, COL:black, pole nr. 2			7.1148	T20
All engines	->ch. BV699999, ->ch. BY999999, ch. 7V600001 ->, ch. 7Y000001 ->, COL:white, pole nr. 4			7.1149	T20
All engines	->ch. 3V618582				7.1150 T22
All engines	ch. 3V618583 ->				7.1223 T22

				ENGINE
1.9 DTI	Diesel	74	08/01->	F9Q 760

Engine	Information	S10	T10	T20 - T23	T22 - T25
All engines	8200026650	7.0151			
All engines	8200671272	7.0178			
All engines			7.6096		
All engines	->ch. 6V699999, ->ch. 6Y999999, COL:black			7.1148	T20
All engines	->ch. BV699999, ->ch. BY999999, ch. 7V600001 ->, ch. 7Y000001 ->, COL:white			7.1149	T20
All engines	->ch. 3V618582				7.1150 T22
All engines	ch. 3V618583 ->				7.1223 T22

				ENGINE
2.0 16V	Petrol	88	08/01->	F4R 720

Engine	Information	S10	T10	T20 - T23	T22 - T25
All engines	7700417970	7.0131			
All engines	8200026650	7.0151			
All engines	8200671272	7.0178			
All engines	aut.		7.6096		
All engines	man.		7.6245		
All engines	->ch. 6V699999, ->ch. 6Y999999, COL:black			7.1148	T20
All engines	->ch. BV699999, ->ch. BY999999, ch. 7V600001 ->, ch. 7Y000001 ->, COL:white			7.1149	T20
All engines	->ch. 3V618582				7.1150 T22
All engines	ch. 3V618583 ->				7.1223 T22

				ENGINE
2.0 CDTI	Diesel	66	01/06->	M9R 630, M9R 692, M9R 780, M9R 782, M9R 786

Engine	Information	S10	T10	T20 - T23	T22 - T25
Eng. M9R 630, M9R 780, M9R 782, M9R 786		7.0178			
All engines	COL:green		7.6096		
Eng. M9R 780	COL:light blue		7.6271		
All engines	->ch. 6V699999, ->ch. 6Y999999, COL:black, pole nr. 2			7.1148	T20
All engines	->ch. BV699999, ->ch. BY999999, ch. 7V600001 ->, ch. 7Y000001 ->, COL:white, pole nr. 4			7.1149	T20
All engines	->ch. 3V618582				7.1150 T22
All engines	ch. 3V618583 ->				7.1223 T22

				ENGINE
2.0 CDTI	Diesel	84	08/06->	M9R 630, M9R 692, M9R 780, M9R 784, M9R 786, M9R 788

Engine	Information	S10	T10	T20 - T23	T22 - T25
All engines		7.0178			
All engines	aut., COL:green		7.6096		
All engines	COL:light blue, man.		7.6271		
All engines	->ch. 6V699999, ->ch. 6Y999999, COL:black, pole nr. 2			7.1148	T20
All engines	->ch. BV699999, ->ch. BY999999, ch. 7V600001 ->, ch. 7Y000001 ->, COL:white, pole nr. 4			7.1149	T20
All engines	->ch. 3V618582				7.1150 T22
All engines	ch. 3V618583 ->				7.1223 T22

S10	OIL PRESSURE WARNING LIGHT SWITCH	T10	REVERSING LIGHT SWITCH	T20	BRAKE LIGHT SWITCH
T22	SWITCH CLUTCH CONTROL (CRUISE CONTROL)	T23	SWITCH BRAKE ACTUATION (ENGINE TIMING)	T25	SWITCH CLUTCH CONTROL (ENGINE CONTROL)

FUNCTIONS ON THE VEHICLE

Vehicle	alim.	kW	Date	Engine	 S10	 T10	 T20 - T23	 T22 - T25
---------	-------	----	------	--------	---	---	--	---

				ENGINE
2.0 ECOTEC	Petrol	86	08/06->	F4R 820

Engine	Information	S10	T10	T20 - T23	T22 - T25
All engines	7700417970, 8200671286, ch. 7V622282 ->	7.0131			
All engines	->ch. 7V622281, 8200671286	7.0151			
All engines	8200671272	7.0178			
All engines	aut.		7.6096		
All engines	man.		7.6245		
All engines	->ch. 6V699999, ->ch. 6Y999999, COL:black			7.1148 T20	
All engines	->ch. BV699999, ->ch. BY999999, ch. 7V600001 ->, ch. 7Y000001 ->, COL:white			7.1149 T20	
All engines	->ch. 3V618582				7.1150 T22
All engines	ch. 3V618583 ->				7.1223 T22

				ENGINE
2.5 CDTI	Diesel	107	08/06->	G9MB6, G9U 630

Engine	Information	S10	T10	T20 - T23	T22 - T25
Eng. G9MB6	COL:grey	7.0151			
All engines	COL:black, COL:natural	7.0178			
All engines	COL:green		7.6096		
Eng. G9MB6	COL:light blue		7.6271		
All engines	->ch. 6V699999, ->ch. 6Y999999, COL:black, pole nr. 2			7.1148 T20	
All engines	->ch. BV699999, ->ch. BY999999, ch. 7V600001 ->, ch. 7Y000001 ->, COL:white, pole nr. 4			7.1149 T20	
All engines	->ch. 3V618582				7.1150 T22
All engines	ch. 3V618583 ->				7.1223 T22

				ENGINE
2.5 CDTI	Diesel	84	08/06->	G9U 630

Engine	Information	S10	T10	T20 - T23	T22 - T25
All engines		7.0178	7.6096		
All engines	->ch. 6V699999, ->ch. 6Y999999, COL:black			7.1148 T20	
All engines	->ch. BV699999, ->ch. BY999999, ch. 7V600001 ->, ch. 7Y000001 ->, COL:white			7.1149 T20	
All engines	->ch. 3V618582				7.1150 T22, T25
All engines	ch. 3V618583 ->				7.1223 T22, T25

				ENGINE
2.5 DTI	Diesel	99	05/03->	G9U 730

Engine	Information	S10	T10	T20 - T23	T22 - T25
All engines	8200026650	7.0151			
All engines	8200671272	7.0178			
All engines			7.6096		
All engines	->ch. 6V699999, ->ch. 6Y999999, COL:black			7.1148 T20	
All engines	->ch. BV699999, ->ch. BY999999, ch. 7V600001 ->, ch. 7Y000001 ->, COL:white			7.1149 T20	
All engines	->ch. 3V618582				7.1150 T22
All engines	ch. 3V618583 ->				7.1223 T22

VIVARO B

				ENGINE
1.6 CDTI	Diesel	103	06/14->	R9M 450

Engine	Information	S10	T10	T20 - T23	T22 - T25
All engines		7.0178	7.6245		
All engines	COL:green				7.1223 T22, T25

				ENGINE
1.6 CDTI	Diesel	107	04/15->	R9M 450, R9M 452


Engine	Information	S10	T10	T20 - T23	T22 - T25
All engines		7.0178	7.6245		
Eng. R9M 450	COL:green, COL:grey, pole nr. 2				7.1223 T22
Eng. R9M 452	COL:green				7.1223 T25

				ENGINE
1.6 CDTI	Diesel	66	06/14->	R9M 408

Engine	Information	S10	T10	T20 - T23	T22 - T25
All engines		7.0178	7.6245		
All engines	COL:green, COL:grey, pole nr. 2				7.1223 T22

S10	OIL PRESSURE WARNING LIGHT SWITCH	T10	REVERSING LIGHT SWITCH	T20	BRAKE LIGHT SWITCH
T22	SWITCH CLUTCH CONTROL (CRUISE CONTROL)	T23	SWITCH BRAKE ACTUATION (ENGINE TIMING)	T25	SWITCH CLUTCH CONTROL (ENGINE CONTROL)

FUNCTIONS ON THE VEHICLE

Vehicle	alim.	kW	Date	Engine	 S10	 T10	 T20 - T23	 T22 - T25
---------	-------	----	------	--------	---	---	--	---

				ENGINE
1.6 CDTI	Diesel	70	04/15->	R9M 413

Engine	Information	S10	T10	T20 - T23	T22 - T25
All engines		7.0178	7.6245		
All engines	COL:green				7.1223 T25

				ENGINE
1.6 CDTI	Diesel	85	06/14->	R9M 408, R9M 450

Engine	Information	S10	T10	T20 - T23	T22 - T25
All engines		7.0178	7.6245		
All engines	COL:green, COL:grey, pole nr. 2				7.1223 T22
Eng. R9M 408	COL:green				7.1223 T25

				ENGINE
1.6 CDTI	Diesel	88	06/14->	R9M 413, R9M 450

Engine	Information	S10	T10	T20 - T23	T22 - T25
All engines		7.0178	7.6245		
All engines	COL:green				7.1223 T22
Eng. R9M 450	COL:green				7.1223 T25

				ENGINE
1.6 CDTI	Diesel	92	04/15->	R9M 450, R9M 452

Engine	Information	S10	T10	T20 - T23	T22 - T25
All engines		7.0178	7.6245		
All engines	COL:green, COL:grey, pole nr. 2, RHD				7.1223 T22
Eng. R9M 452	COL:green, LHD				7.1223 T25

ZAFIRA A

				ENGINE
1.6	Petrol	76	10/03-06/05	Z 16 XEP

Engine	Information	S10	T10	T20 - T23	T22 - T25
All engines	COL:blue, spanner size 24, switch press. 0.3/0.55 bar, thread M10x1.0	7.0141			
All engines	spanner size 19, thread M12x1.5		7.6073		

				ENGINE
1.6 16V	Bi-Fuel	70	09/02-06/05	Z 16 YNG

Engine	Information	S10	T10	T20 - T23	T22 - T25
All engines		7.0069	7.6073		
All engines	+cruise control, -> ch. 32000465, 2H999999				7.1123 T22
All engines	+cruise control, ch. 32000466, 3H000001 ->				7.1207 T22

				ENGINE
1.6 16V	Petrol	74	04/99-06/05	X 16 XEL, Z 16 XE

Engine	Information	S10	T10	T20 - T23	T22 - T25
All engines	spanner size 24, switch press. 0.3/0.55 bar, thread M14x1.5	7.0069			
All engines	spanner size 19, thread M12x1.5		7.6073		
Eng. X 16 XEL	-> ch. W2999999, Conn. nr. 2, -cruise control, spanner size 22			7.1050 T20	
Eng. X 16 XEL	ch. X2000001 ->, Conn. nr. 2, -cruise control			7.1155 T20	
Eng. Z 16 XE				7.1156 T20	
All engines	+cruise control, -> ch. 32000465, 2H999999, see connection type				7.1123 T22
All engines	+cruise control, ch. 32000466 ->, ch. 35000001 ->, ch. 36000001 ->, ch. 38000001 ->, ch. 3B000001 ->, ch. 3H000001 ->, see connection type				7.1207 T22

				ENGINE
1.6 16V	Petrol	76	10/03-06/05	Z 16 XEP

Engine	Information	S10	T10	T20 - T23	T22 - T25
All engines	->eng. 20EL9415, COL:blue, eng.type 20EL9416 ->	7.0141			
All engines	->eng. 20EL9415, COL:grey	7.0162			
All engines			7.6073		
All engines	+cruise control				7.1207 T22

				ENGINE
1.6 CNG	CNG	71	09/01-06/05	Z 16 YNG

Engine	Information	S10	T10	T20 - T23	T22 - T25
All engines	spanner size 24, switch press. 0.3/0.55 bar, thread M14x1.5	7.0069			
All engines	spanner size 19, thread M12x1.5		7.6073		
All engines	+cruise control, -> ch. 32000465, 2H999999				7.1123 T22
All engines	+cruise control, ch. 32000466, 3H000001 ->				7.1207 T22

S10	OIL PRESSURE WARNING LIGHT SWITCH	T10	REVERSING LIGHT SWITCH	T20	BRAKE LIGHT SWITCH
T22	SWITCH CLUTCH CONTROL (CRUISE CONTROL)	T23	SWITCH BRAKE ACTUATION (ENGINE TIMING)	T25	SWITCH CLUTCH CONTROL (ENGINE CONTROL)

FUNCTIONS ON THE VEHICLE

Vehicle	alim.	kW	Date	Engine	 S10	 T10	 T20 - T23	 T22 - T25
---------	-------	----	------	--------	---	---	--	---

ENGINE				
1.6 LPG	Petrol/ Petro- leum Gas (LPG)	74	04/99-06/05	X 16 XEL, Z 16 XE

Engine	Information	S10	T10	T20 - T23	T22 - T25
All engines	spanner size 24, switch press. 0.3/0.55 bar, thread M14x1.5	7.0069			
All engines	spanner size 19, thread M12x1.5		7.6073		
All engines	->ch. W2999999, ->ch. W5999999, ->ch. W6999999, ->ch. W8999999, ->ch. WG, ->ch. WH, Conn. nr. 2, -cruise control, spanner size 22			7.1050	T20
All engines	ch. 1H000001 ->, ch. 4G000001 ->, ch. X2000001 ->, ch. X5000001 ->, ch. X6000001 ->, ch. X8000001 ->, Conn. nr. 2, -cruise control			7.1155	T20

ENGINE				
1.6 LPG	Petrol/ Petro- leum Gas (LPG)	76	10/03-06/05	Z 16 XEP

Engine	Information	S10	T10	T20 - T23	T22 - T25
All engines	COL:blue, spanner size 24, switch press. 0.3/0.55 bar, thread M10x1.0	7.0141			
All engines	COL:grey, thread M10x1.0	7.0162			
All engines	spanner size 19, thread M12x1.5		7.6073		
All engines	->ch. W2999999, ->ch. W5999999, ->ch. W6999999, ->ch. W8999999, ->ch. WG, ->ch. WH, Conn. nr. 2, spanner size 22, -start-stop function			7.1050	T20
All engines	ch. 1H000001 ->, ch. 4G000001 ->, ch. X2000001 ->, ch. X5000001 ->, ch. X6000001 ->, ch. X8000001 ->, Conn. nr. 2, -start-stop function			7.1155	T20

ENGINE				
1.8	Petrol	81	02/03-06/05	Z 18 XEL

Engine	Information	S10	T10	T20 - T23	T22 - T25
All engines		7.0069	7.6073		
All engines	+cruise control, ->ch. 32000465, 2H999999				7.1123 T22
All engines	+cruise control, ch. 26000001 ->, ch. 32000466 ->, ch. 35000001 ->, ch. 38000001 ->, ch. 3B000001 ->, ch. 3H000001 ->				7.1207 T22

ENGINE				
1.8 16V	Petrol	85	04/99-09/00	X 18 XE1

Engine	Information	S10	T10	T20 - T23	T22 - T25
All engines	spanner size 24, switch press. 0.3/0.55 bar, thread M14x1.5	7.0069			
All engines	spanner size 19, thread M12x1.5		7.6073		
All engines	->ch. W2999999, Conn. nr. 2, -cruise control, spanner size 22			7.1050	T20
All engines	ch. X2000001 ->, Conn. nr. 2, -cruise control			7.1155	T20
All engines	+cruise control, ->ch. 32000465, 2H999999				7.1123 T22
All engines	+cruise control, ch. 26000001 ->, ch. 32000466 ->, ch. 35000001 ->, ch. 38000001 ->, ch. 3B000001 ->, ch. 3H000001 ->				7.1207 T22

ENGINE				
1.8 16V	Petrol	92	09/00-06/05	Z 18 XE

Engine	Information	S10	T10	T20 - T23	T22 - T25
All engines	spanner size 24, switch press. 0.3/0.55 bar, thread M14x1.5	7.0069			
All engines	spanner size 19, thread M12x1.5		7.6073		
All engines				7.1156	T20
All engines	+cruise control, ->ch. 32000465, 2H999999				7.1123 T22
All engines	+cruise control, ch. 26000001 ->, ch. 32000466 ->, ch. 35000001 ->, ch. 38000001 ->, ch. 3B000001 ->, ch. 3H000001 ->				7.1207 T22

ENGINE				
2.0 DI	Diesel	63	07/99-06/00	X 20 DTL, Y 20 DTL

Engine	Information	S10	T10	T20 - T23	T22 - T25
All engines	thread M14x1.5	7.0069			
All engines	spanner size 19, thread M12x1.5		7.6073		
All engines				7.1156	T20
Eng. X 20 DTL	+cruise control, ->ch. 32000465, 2H999999				7.1123 T22
Eng. X 20 DTL	+cruise control, ch. 32000466 ->, ch. 35000001 ->, ch. 36000001 ->, ch. 38000001 ->, ch. 3B000001 ->, ch. 3H000001 ->				7.1207 T22

S10	OIL PRESSURE WARNING LIGHT SWITCH	T10	REVERSING LIGHT SWITCH	T20	BRAKE LIGHT SWITCH
T22	SWITCH CLUTCH CONTROL (CRUISE CONTROL)	T23	SWITCH BRAKE ACTUATION (ENGINE TIMING)	T25	SWITCH CLUTCH CONTROL (ENGINE CONTROL)

FUNCTIONS ON THE VEHICLE

Vehicle	alim.	kW	Date	Engine	 S10	 T10	 T20 - T23	 T22 - T25
---------	-------	----	------	--------	---	---	--	---

ENGINE				
2.0 DI 16V	Diesel	60	07/99-06/05	X 20 DTL, Y 20 DTL

Engine	Information	S10	T10	T20 - T23	T22 - T25
All engines	thread M14x1.5	7.0069			
All engines	spanner size 19, thread M12x1.5		7.6073		
All engines				7.1156 T20	
Eng. X 20 DTL	+cruise control, ->ch. 32000465, 2H999999				7.1123 T22
Eng. X 20 DTL	+cruise control, ch. 32000466 ->, ch. 35000001 ->, ch. 36000001 ->, ch. 38000001 ->, ch. 3B000001 ->, ch. 3H000001 ->				7.1207 T22

ENGINE				
2.0 DTI 16V	Diesel	74	09/00-06/05	Y 20 DTH

Engine	Information	S10	T10	T20 - T23	T22 - T25
All engines	thread M14x1.5	7.0069			
All engines	spanner size 19, thread M12x1.5		7.6073		
All engines				7.1156 T20	
All engines	+cruise control, ->ch. 32000465, 2H999999				7.1123 T22
All engines	+cruise control, ch. 32000466 ->, ch. 35000001 ->, ch. 36000001 ->, ch. 38000001 ->, ch. 3B000001 ->, ch. 3H000001 ->				7.1207 T22

ENGINE				
2.0 OPC	Petrol	141	09/01-06/05	Z 20 LET

Engine	Information	S10	T10	T20 - T23	T22 - T25
All engines	spanner size 24, switch press. 0.3/0.55 bar, thread M14x1.5	7.0069			
All engines	spanner size 19, thread M12x1.5		7.6073		
All engines				7.1156 T20	
All engines	+cruise control, ->ch. 32000465, 2H999999				7.1123 T22
All engines	+cruise control, ch. 32000466 ->, ch. 35000001 ->, ch. 36000001 ->, ch. 38000001 ->, ch. 3B000001 ->, ch. 3H000001 ->				7.1207 T22

ENGINE				
2.0 OPC	Petrol	147	11/02-06/05	Z 20 LET

Engine	Information	S10	T10	T20 - T23	T22 - T25
All engines	spanner size 24, switch press. 0.3/0.55 bar, thread M14x1.5	7.0069			
All engines	spanner size 19, thread M12x1.5		7.6073		
All engines				7.1156 T20	
All engines	+cruise control, ->ch. 32000465, 2H999999				7.1123 T22
All engines	+cruise control, ch. 32000466 ->, ch. 35000001 ->, ch. 36000001 ->, ch. 38000001 ->, ch. 3B000001 ->, ch. 3H000001 ->				7.1207 T22

ENGINE				
2.2 16V	Petrol	108	09/00-06/05	Z 22 SE

Engine	Information	S10	T10	T20 - T23	T22 - T25
All engines	spanner size 19, thread M12x1.5		7.6073		
All engines				7.1156 T20	
All engines	+cruise control, ->ch. 32000465, 2H999999				7.1123 T22
All engines	+cruise control, ch. 32000466 ->, ch. 35000001 ->, ch. 36000001 ->, ch. 38000001 ->, ch. 3B000001 ->, ch. 3H000001 ->				7.1207 T22





ENGINE				
2.2 DTi	Diesel	86	01/02-06/05	Y 22 DTR

Engine	Information	S10	T10	T20 - T23	T22 - T25
All engines	thread M14x1.5	7.0069			
All engines	spanner size 19, thread M12x1.5		7.6073		
All engines				7.1156 T20	
All engines	->ch. 22999999, ->ch. 2H999999				7.1110 T22
All engines	ch. 32000001 ->, ch. 3H000001 ->, ch. 4G000001 ->				7.1207 T22

ENGINE				
2.2 DTI 16V	Diesel	92	01/02-06/05	Y 22 DTR

Engine	Information	S10	T10	T20 - T23	T22 - T25
All engines	thread M14x1.5	7.0069			
All engines	spanner size 19, thread M12x1.5		7.6073		
All engines				7.1156 T20	
All engines	+cruise control, ->ch. 32000465, 2H999999				7.1123 T22
All engines	+cruise control, ch. 32000466 ->, ch. 35000001 ->, ch. 36000001 ->, ch. 38000001 ->, ch. 3B000001 ->, ch. 3H000001 ->				7.1207 T22

S10	OIL PRESSURE WARNING LIGHT SWITCH	T10	REVERSING LIGHT SWITCH	T20	BRAKE LIGHT SWITCH
T22	SWITCH CLUTCH CONTROL (CRUISE CONTROL)	T23	SWITCH BRAKE ACTUATION (ENGINE TIMING)	T25	SWITCH CLUTCH CONTROL (ENGINE CONTROL)

Vehicle	alim.	kW	Date	Engine	 S10	 T10	 T20 - T23	 T22 - T25
---------	-------	----	------	--------	---	---	--	---

ZAFIRA B

ENGINE				
1.6	Petrol	77	07/05-09/12	Z 16 XE1, Z 16 XEP

Engine	Information	S10	T10	T20 - T23	T22 - T25
All engines	COL:blue, spanner size 24, switch press. 0.3/0.55 bar, thread M10x1.0	7.0141			
All engines	COL:beige, t.tnr. M32		7.6323		
All engines				7.1208 T20	7.1207 T25

ENGINE				
1.6	Petrol	85	01/08-04/15	A 16 XER, Z 16 XER

Engine	Information	S10	T10	T20 - T23	T22 - T25
All engines	COL:blue, spanner size 24, switch press. 0.3/0.55 bar, thread M10x1.0	7.0141			
All engines	COL:beige, t.tnr. M32		7.6323		
All engines				7.1208 T20	7.1207 T25

ENGINE				
1.6 CNG	CNG	110	04/09-04/15	Z 16 XNT

Engine	Information	S10	T10	T20 - T23	T22 - T25
All engines	thread M10x1.0	7.0183			
All engines	COL:beige, t.tnr. M32		7.6323		
All engines				7.1208 T20	7.1207 T25

ENGINE				
1.6 CNG	Petrol/ Natural Gas (CNG)	69	07/05-04/15	Z 16 YNG

Engine	Information	S10	T10	T20 - T23	T22 - T25
All engines	spanner size 24, switch press. 0.3/0.55 bar, thread M14x1.5	7.0069			
All engines	COL:beige, t.tnr. M32, Van		7.6323		
All engines				7.1208 T20	7.1207 T22, T25

ENGINE				
1.6 CNG Turbo	Petrol/ Natural Gas (CNG)	110	02/09-04/15	A 16 XNT, Z 16 XNT

Engine	Information	S10	T10	T20 - T23	T22 - T25
All engines	thread M10x1.0	7.0183			
Eng. A 16 XNT	man 6 speed		7.6249		
All engines	COL:beige, man 5 speed, t.tnr. M32		7.6323		
All engines				7.1208 T20	7.1207 T25
Eng. A 16 XNT	see connection type				7.1123, 7.1207 T22

ENGINE				
1.6 FlexFuel	Petrol/ Ethanol	85	08/08-12/12	Z 16 XER

Engine	Information	S10	T10	T20 - T23	T22 - T25
All engines	COL:blue, spanner size 24, switch press. 0.3/0.55 bar, thread M10x1.0	7.0141			
All engines	COL:beige, t.tnr. M32		7.6323		
All engines				7.1208 T20	7.1207 T25

ENGINE				
1.7 CDTi	Diesel	81	07/05-04/15	A 17 DTJ, Z 17 DTJ

Engine	Information	S10	T10	T20 - T23	T22 - T25
All engines		7.0170		7.1208 T20	7.1207 T22, T25
All engines	COL:beige, t.tnr. M32		7.6323		

ENGINE				
1.7 CDTi	Diesel	92	01/08-04/15	A 17 DTR




Engine	Information	S10	T10	T20 - T23	T22 - T25
All engines		7.0170		7.1208 T20	7.1207 T22, T25
All engines	COL:beige, t.tnr. M32		7.6323		

ENGINE				
1.8	Petrol	103	07/05-04/15	A 18 XER, Z 18 XER

Engine	Information	S10	T10	T20 - T23	T22 - T25
All engines	COL:blue, spanner size 24, switch press. 0.3/0.55 bar, thread M10x1.0	7.0141			
Eng. A 18 XER	man 6 speed		7.6249		


S10	OIL PRESSURE WARNING LIGHT SWITCH	T10	REVERSING LIGHT SWITCH	T20	BRAKE LIGHT SWITCH
T22	SWITCH CLUTCH CONTROL (CRUISE CONTROL)	T23	SWITCH BRAKE ACTUATION (ENGINE TIMING)	T25	SWITCH CLUTCH CONTROL (ENGINE CONTROL)

FUNCTIONS ON THE VEHICLE

Vehicle	alim.	kW	Date	Engine	 S10	 T10	 T20 - T23	 T22 - T25
ENGINE								
1.8	Petrol	103	07/05-04/15	A 18 XER, Z 18 XER				
Engine	Information			S10	T10	T20 - T23	T22 - T25	
All engines	COL:beige, man 5 speed, t.tnr. M32				7.6323			
All engines						7.1208 T20	7.1207 T25	
Eng. A 18 XER							7.1207 T22	
ENGINE								
1.8	Petrol	88	06/13-04/15	A 18 XEL				
Engine	Information			S10	T10	T20 - T23	T22 - T25	
All engines	COL:blue, spanner size 24, switch press. 0.3/0.55 bar, thread M10x1.0			7.0141				
All engines	COL:beige				7.6323			
ENGINE								
1.8 ECOTEC	Petrol	103	07/05-04/15	Z 18 XER				
Engine	Information			S10	T10	T20 - T23	T22 - T25	
All engines	COL:blue, spanner size 24, switch press. 0.3/0.55 bar, thread M10x1.0			7.0141				
All engines	COL:beige, t.tnr. M32				7.6323			
All engines						7.1208 T20	7.1207 T25	
ENGINE								
1.8 LPG	Petrol/ Petro- leum Gas (LPG)	103	07/09-04/15	Z 18 XER				
Engine	Information			S10	T10	T20 - T23	T22 - T25	
All engines	COL:blue, spanner size 24, switch press. 0.3/0.55 bar, thread M10x1.0			7.0141				
All engines	COL:beige, t.tnr. M32				7.6323			
All engines						7.1208 T20	7.1207 T25	
ENGINE								
1.9 CDTI	Diesel	110	07/05-04/15	Z 19 DTH				
Engine	Information			S10	T10	T20 - T23	T22 - T25	
All engines	Conn. nr. 1			7.0096				
All engines	COL:beige, t.tnr. M32				7.6323			
All engines						7.1208 T20	7.1207 T25	
ENGINE								
1.9 CDTI	Diesel	74	07/05-12/10	Z 19 DTL				
Engine	Information			S10	T10	T20 - T23	T22 - T25	
All engines	Conn. nr. 1			7.0096				
All engines	COL:beige, t.tnr. M32				7.6323			
All engines						7.1208 T20	7.1207 T25	
ENGINE								
1.9 CDTI	Diesel	88	07/05-04/15	Z 19 DT				
Engine	Information			S10	T10	T20 - T23	T22 - T25	
All engines	Conn. nr. 1			7.0096				
All engines	COL:beige, t.tnr. M32				7.6323			
All engines						7.1208 T20	7.1207 T25	
ENGINE								
2.0	Petrol	147	07/05-12/10	Z 20 LER				
Engine	Information			S10	T10	T20 - T23	T22 - T25	
All engines	spanner size 24, switch press. 0.3/0.55 bar, thread M14x1.5			7.0069				
All engines	COL:beige, t.tnr. M32				7.6323			
All engines						7.1208 T20	7.1207 T25	
ENGINE								
2.0	Petrol	177	01/06-12/10	Z 20 LEH				
Engine	Information			S10	T10	T20 - T23	T22 - T25	
All engines	spanner size 24, switch press. 0.3/0.55 bar, thread M14x1.5			7.0069				
All engines	COL:beige, t.tnr. M32				7.6323			
All engines						7.1208 T20	7.1207 T25	
ENGINE								
2.2	Petrol	110	07/05-12/12	Z 22 YH				
Engine	Information			S10	T10	T20 - T23	T22 - T25	
All engines	COL:beige				7.6323			
All engines						7.1208 T20	7.1207 T25	

S10	OIL PRESSURE WARNING LIGHT SWITCH	T10	REVERSING LIGHT SWITCH	T20	BRAKE LIGHT SWITCH
T22	SWITCH CLUTCH CONTROL (CRUISE CONTROL)	T23	SWITCH BRAKE ACTUATION (ENGINE TIMING)	T25	SWITCH CLUTCH CONTROL (ENGINE CONTROL)

FUNCTIONS ON THE VEHICLE

Vehicle	alim.	kW	Date	Engine	 S10	 T10	 T20 - T23	 T22 - T25
---------	-------	----	------	--------	---	---	--	---

ZAFIRA C

ENGINE					S10	T10	T20 - T23	T22 - T25
1.4	Petrol	103	10/11->	A 14 NET, B 14 NET				
ENGINE								
All engines					7.0183			
All engines						7.6323		
1.4	Petrol	88	10/11->	A 14 NEL, B 14 NEL				
ENGINE								
All engines					7.0183			
All engines						7.6323		
1.4 LPG	Petrol/ Petroleum Gas (LPG)	103	10/11->	A 14 NET, B 14 NET				
ENGINE								
All engines					7.0183			
All engines						7.6323		
1.6	Petrol	100	09/18->	D 16 SHJ				
ENGINE								
All engines						7.6323		
1.6	Petrol	125	10/11->	A 16 XHT, B 16 SHL, B 16 SHT, D 16 SHL				
ENGINE								
All engines						7.6323		
1.6 CDTI	Diesel	100	02/13->	B 16 DTH				
ENGINE								
All engines						7.6323		
1.6 CDTI	Diesel	88	07/14->	B 16 DTJ, D 16 DTJ				
ENGINE								
All engines						7.6323		
1.6 CDTI	Diesel	99	11/16->	B 16 DTH, D 16 DTH				
ENGINE								
All engines						7.6323		
1.6 CNG	Petrol/ Natural Gas (CNG)	110	10/11->	A 16 XNT, B 16 XNT				
ENGINE								
All engines					7.0141			
All engines						7.6323		
1.6 SIDI	Petrol	147	07/13->	A 16 SHT, B 16 SHT				
ENGINE								
All engines						7.6323		
1.8	Petrol	103	10/11->	A 18 XER				
ENGINE								
All engines					7.0141			
1.8	Petrol	85	10/11->	A 18 XEL				
ENGINE								
All engines					7.0141			

S10	OIL PRESSURE WARNING LIGHT SWITCH	T10	REVERSING LIGHT SWITCH	T20	BRAKE LIGHT SWITCH
T22	SWITCH CLUTCH CONTROL (CRUISE CONTROL)	T23	SWITCH BRAKE ACTUATION (ENGINE TIMING)	T25	SWITCH CLUTCH CONTROL (ENGINE CONTROL)

Vehicle	alim.	kW	Date	Engine	FUNCTIONS ON THE VEHICLE			
					S10	T10	T20 - T23	T22 - T25

ENGINE				
1.8	Petrol	88	10/11->	A 18 XEL

Engine	Information	S10	T10	T20 - T23	T22 - T25
All engines		7.0141			
All engines	see connection type		7.6323		

ENGINE				
1.8 ECOTEC	Petrol	103	01/11->	A 18 XER

Engine	Information	S10	T10	T20 - T23	T22 - T25
All engines	COL:blue, spanner size 24, switch press. 0.3/0.55 bar, thread M10x1.0	7.0141			
All engines	COL:beige		7.6323		
All engines				7.1208 T20	7.1207 T22

ENGINE				
1.8 LPG	Petrol/ Petro- leum Gas (LPG)	101	10/11->	A 18 XER

Engine	Information	S10	T10	T20 - T23	T22 - T25
All engines		7.0141			
All engines	see connection type		7.6323		

ENGINE				
2.0 BiTurbo CDTi	Diesel	143	01/13->	A 20 DTR

Engine	Information	S10	T10	T20 - T23	T22 - T25
All engines	see connection type		7.6323		

ENGINE				
2.0 CDTi	Diesel	118	10/11->	A 20 DTH

Engine	Information	S10	T10	T20 - T23	T22 - T25
All engines	-start-stop function	7.0096			
All engines	see connection type		7.6323		

ENGINE				
2.0 CDTi	Diesel	121	10/11->	A 20 DTH

Engine	Information	S10	T10	T20 - T23	T22 - T25
All engines	-start-stop function	7.0096			
All engines	COL:beige		7.6323		

ENGINE				
2.0 CDTi	Diesel	125	01/15->	B 20 DTH, D 20 DTH

Engine	Information	S10	T10	T20 - T23	T22 - T25
All engines	COL:beige, t.tnr. M32/F40		7.6323		





ENGINE				
2.0 CDTi	Diesel	81	10/11->	A 20 DTL

Engine	Information	S10	T10	T20 - T23	T22 - T25
All engines	ch. E2000001, F1000001 ->	7.0096			
All engines	COL:beige		7.6323		

ENGINE				
2.0 CDTi	Diesel	96	10/11->	A 20 DT, B 20 DTJ, D 20 DTJ, Y 20 DTJ, Z 20 DTJ

Engine	Information	S10	T10	T20 - T23	T22 - T25
Eng. A 20 DT, Y 20 DTJ, Z 20 DTJ	ch. E2000001 ->, ch. F1000001 ->, Conn. nr. 1, -start-stop function	7.0096			
All engines	->ch. C2999999, ->ch. D2999999, ch. D2000001 ->, ch. E2000001 ->, ch. F1000001 ->, COL:beige, -start-stop function, t.tnr. F40, t.tnr. M32		7.6323		

S10	OIL PRESSURE WARNING LIGHT SWITCH	T10	REVERSING LIGHT SWITCH	T20	BRAKE LIGHT SWITCH
T22	SWITCH CLUTCH CONTROL (CRUISE CONTROL)	T23	SWITCH BRAKE ACTUATION (ENGINE TIMING)	T25	SWITCH CLUTCH CONTROL (ENGINE CONTROL)

Vehicle	alim.	kW	Date	Engine	 S10	 T10	 T20 - T23	 T22 - T25
---------	-------	----	------	--------	---	---	--	---

1007

				ENGINE
1.4	Petrol	54	04/05->	KFV (TU3A), KFV (TU3JP), TU3A, TU3JP

Engine	Information	S10	T10	T20 - T23	T22 - T25
Eng. TU3A, TU3JP	COL:grey, spanner size 21, switch press. 0.5 bar, thread M16x1.5	7.0116			
Eng. KFV (TU3A), KFV (TU3JP)		7.0130			
All engines	semiaut., spanner size 22, thread M14x1.5		7.6217		
Eng. TU3A, TU3JP	COL:grey, man.		7.6218		
Eng. KFV (TU3A), KFV (TU3JP)	COL:white			7.1197	T20
All engines	10/04/08 ->, COL:green, LHD, RHD			7.1213	T20
Eng. KFV (TU3A), KFV (TU3JP)	-> 09/04/08, COL:green, kit			7.1213K	T20
All engines	COL:grey				7.1210 T22

				ENGINE
1.4 16V	Petrol	65	10/05->	ET3J4, KFU (ET3J4)

Engine	Information	S10	T10	T20 - T23	T22 - T25
Eng. ET3J4	COL:grey, spanner size 21, switch press. 0.5 bar, thread M16x1.5	7.0116			
Eng. KFU (ET3J4)		7.0130			
All engines	semiaut., spanner size 22, thread M14x1.5		7.6217		
Eng. ET3J4	COL:grey, man.		7.6218		
Eng. KFU (ET3J4)	COL:white			7.1197	T20
All engines	10/04/08 ->, COL:green			7.1213	T20
Eng. KFU (ET3J4)	-> 09/04/08, COL:green, kit			7.1213K	T20
All engines	COL:grey				7.1210 T22

				ENGINE
1.4 HDi	Diesel	50	04/05->	8HX (DV4TD), 8HZ (DV4TD), DV4TD

Engine	Information	S10	T10	T20 - T23	T22 - T25
Eng. DV4TD	COL:grey, spanner size 21, switch press. 0.5 bar, thread M16x1.5	7.0116			
Eng. 8HX (DV4TD), 8HZ (DV4TD)		7.0130			
All engines	semiaut., spanner size 22, thread M14x1.5		7.6217		
Eng. DV4TD	COL:grey, man.		7.6218		
Eng. 8HX (DV4TD), 8HZ (DV4TD)	COL:white			7.1197	T20
All engines	10/04/08 ->, COL:green			7.1213	T20
Eng. 8HX (DV4TD), 8HZ (DV4TD)	-> 09/04/08, COL:green, kit			7.1213K	T20
All engines	COL:grey				7.1210 T22

				ENGINE
1.6 16V	Petrol	80	04/05->	NFU (TU5JP4), TU5JP4





Engine	Information	S10	T10	T20 - T23	T22 - T25
Eng. TU5JP4	COL:grey, spanner size 21, switch press. 0.5 bar, thread M16x1.5	7.0116			
Eng. NFU (TU5JP4)		7.0130			
All engines	semiaut., spanner size 22, thread M14x1.5		7.6217		
Eng. TU5JP4	COL:grey, man.		7.6218		
Eng. NFU (TU5JP4)	COL:white			7.1197	T20
All engines	10/04/08 ->, COL:green			7.1213	T20
Eng. NFU (TU5JP4)	-> 09/04/08, COL:green, kit			7.1213K	T20
All engines	COL:grey				7.1210 T22

				ENGINE
1.6 HDi	Diesel	80	06/07->	9HZ (DV6TED4), DV6TED4

Engine	Information	S10	T10	T20 - T23	T22 - T25
Eng. DV6TED4	COL:grey, spanner size 21, switch press. 0.5 bar, thread M16x1.5	7.0116			
Eng. 9HZ (DV6TED4)		7.0130			
Eng. DV6TED4	semiaut., spanner size 22, thread M14x1.5		7.6217		
All engines	COL:grey, man.		7.6218		
All engines	10/04/08 ->			7.1213	T20
Eng. 9HZ (DV6TED4)	-> 09/04/08, kit			7.1213K	T20
All engines	COL:grey				7.1210 T22

S10	OIL PRESSURE WARNING LIGHT SWITCH	T10	REVERSING LIGHT SWITCH	T20	BRAKE LIGHT SWITCH
T22	SWITCH CLUTCH CONTROL (CRUISE CONTROL)	T23	SWITCH BRAKE ACTUATION (ENGINE TIMING)	T25	SWITCH CLUTCH CONTROL (ENGINE CONTROL)

FUNCTIONS ON THE VEHICLE

Vehicle	alim.	kW	Date	Engine	 S10	 T10	 T20 - T23	 T22 - T25
---------	-------	----	------	--------	---	---	--	---

104

				ENGINE
0.9	Petrol	33	10/79-10/83	108 (XV5)

Engine	Information	S10	T10	T20 - T23	T22 - T25
All engines			7.6015	7.1007 T20	

1.0

				ENGINE
1.0	Petrol	32	09/83-06/88	108C (XV8)

Engine	Information	S10	T10	T20 - T23	T22 - T25
All engines			7.6015	7.1007 T20	

106 I

				ENGINE
1.0	Petrol	33	09/91-03/01	CDY (TU9M), TU9, TU9M

Engine	Information	S10	T10	T20 - T23	T22 - T25
All engines	COL:black, spanner size 21, switch press. 0.6 bar, thread 16x1.50	7.0021			
All engines	-> 01/11/99, -> 28/11/99, COL:white, spanner size 22MM, thread M14x1.5		7.6099		
Eng. CDY (TU9M), TU9M	01/12/99 ->, 29/11/99 ->, spanner size 22, thread M14x1.5		7.6217		
Eng. CDY (TU9M), TU9	-> 15/09/96, RHD			7.1009 T20	
Eng. CDY (TU9M), TU9M	16/09/96 ->, LHD, RHD			7.1091 T20	
Eng. CDY (TU9M), TU9	LHD			7.1217 T20	

1.0

				ENGINE
1.0	Petrol	37	09/91-04/96	CDZ (TU9M)

Engine	Information	S10	T10	T20 - T23	T22 - T25
All engines		7.0021	7.6099		
All engines	RHD			7.1009 T20	
All engines	LHD			7.1217 T20	

1.1

				ENGINE
1.1	Petrol	44	08/91-04/96	H1B (TU1), HDZ (TU1M)

Engine	Information	S10	T10	T20 - T23	T22 - T25
All engines		7.0021	7.6099		
All engines	RHD			7.1009 T20	
All engines	LHD			7.1217 T20	

1.3

				ENGINE
1.3	Petrol	72	10/93-04/96	TU2J2

Engine	Information	S10	T10	T20 - T23	T22 - T25
All engines		7.0021	7.6099		
All engines	RHD			7.1009 T20	
All engines	LHD			7.1217 T20	

1.4

				ENGINE
1.4	Petrol	51	08/91-03/96	K5A (TU3)

Engine	Information	S10	T10	T20 - T23	T22 - T25
All engines		7.0021	7.6099		
All engines	RHD			7.1009 T20	
All engines	LHD			7.1217 T20	

1.4

				ENGINE
1.4	Petrol	55	09/91-04/96	KDX (TU3MC), KDY (TU3M)

Engine	Information	S10	T10	T20 - T23	T22 - T25
All engines		7.0021	7.6099		
All engines	RHD			7.1009 T20	
All engines	LHD			7.1217 T20	

1.4

				ENGINE
1.4	Petrol	69	09/91-04/96	KFZ (TU3J2/Z)





Engine	Information	S10	T10	T20 - T23	T22 - T25
All engines		7.0021	7.6099		
All engines	RHD			7.1009 T20	
All engines	LHD			7.1217 T20	

1.4 D

				ENGINE
1.4 D	Diesel	37	09/92-04/96	K9Y (TUD3Y)

Engine	Information	S10	T10	T20 - T23	T22 - T25
All engines		7.0116	7.6099		
All engines	RHD			7.1009 T20	
All engines	LHD			7.1217 T20	

S10 OIL PRESSURE WARNING LIGHT SWITCH	T10 REVERSING LIGHT SWITCH	T20 BRAKE LIGHT SWITCH
T22 SWITCH CLUTCH CONTROL (CRUISE CONTROL)	T23 SWITCH BRAKE ACTUATION (ENGINE TIMING)	T25 SWITCH CLUTCH CONTROL (ENGINE CONTROL)

Vehicle	alim.	kW	Date	Engine	 S10	 T10	 T20 - T23	 T22 - T25
---------	-------	----	------	--------	---	---	--	---

ENGINE				
1.4 i	Petrol	55	01/92-12/96	TU3FMC

Engine	Information	S10	T10	T20 - T23	T22 - T25
All engines		7.0021	7.6099		
All engines	RHD			7.1009 T20	
All engines	LHD			7.1217 T20	

ENGINE				
1.4 i	Petrol	69	01/91-12/96	TU3FJ

Engine	Information	S10	T10	T20 - T23	T22 - T25
All engines		7.0021	7.6099		
All engines	RHD			7.1009 T20	
All engines	LHD			7.1217 T20	

ENGINE				
1.4 i XSI	Petrol	72	09/91-03/96	TU3J

Engine	Information	S10	T10	T20 - T23	T22 - T25
All engines		7.0021	7.6099		
All engines	RHD			7.1009 T20	
All engines	LHD			7.1217 T20	

ENGINE				
1.5 D	Diesel	40	06/94-03/01	TUD5, VJY (TUD5)

Engine	Information	S10	T10	T20 - T23	T22 - T25
All engines	COL:black, COL:grey, spanner size 21, switch press. 0.5 bar, thread M16x1.5	7.0116			
All engines	-> 01/11/99, -> 28/11/99, COL:white, spanner size 22MM, thread M14x1.5		7.6099		
All engines	01/12/99 ->, 29/11/99 ->, spanner size 22, thread M14x1.5		7.6217		
All engines	-> 01/09/96, -> 15/09/96, RHD			7.1009 T20	
All engines	01/10/96 ->, 16/09/96 ->, LHD, RHD			7.1091 T20	
Eng. VJY (TUD5)	LHD			7.1217 T20	

ENGINE				
1.5 D	Diesel	42	06/96-03/01	TUD5, TUD5B, VJX (TUD5)

Engine	Information	S10	T10	T20 - T23	T22 - T25
All engines	-> 03/05/98, COL:grey, spanner size 21, switch press. 0.5 bar, thread M16x1.5	7.0116			
Eng. VJX (TUD5)	04/05/98 ->	7.0130			
Eng. VJX (TUD5)	-> 28/11/99		7.6099		
All engines	29/11/99 ->, spanner size 22, thread M14x1.5		7.6217		
Eng. VJX (TUD5)	-> 15/09/96, RHD			7.1009 T20	
All engines	16/09/96 ->, LHD, RHD			7.1091 T20	

ENGINE				
1.5 D	Diesel	43	06/94-04/96	VJY (TUD5), VJZ (TUD5)

Engine	Information	S10	T10	T20 - T23	T22 - T25
All engines		7.0116	7.6099		
All engines	RHD			7.1009 T20	
All engines	LHD			7.1217 T20	

ENGINE				
1.6	Petrol	65	06/93-04/96	NFZ (TU5JP)

Engine	Information	S10	T10	T20 - T23	T22 - T25
All engines		7.0021	7.6099		
All engines	RHD			7.1009 T20	
All engines	LHD			7.1217 T20	

ENGINE				
1.6	Petrol	76	01/94-04/96	NFY (TU5J2)

Engine	Information	S10	T10	T20 - T23	T22 - T25
All engines		7.0021	7.6099		
All engines	RHD			7.1009 T20	
All engines	LHD			7.1217 T20	

ENGINE				
Electric	Electric	20	04/96-03/01	SA13

Engine	Information	S10	T10	T20 - T23	T22 - T25
All engines	LHD			7.1091 T20	
All engines	RHD			7.1217 T20	

S10	OIL PRESSURE WARNING LIGHT SWITCH	T10	REVERSING LIGHT SWITCH	T20	BRAKE LIGHT SWITCH
T22	SWITCH CLUTCH CONTROL (CRUISE CONTROL)	T23	SWITCH BRAKE ACTUATION (ENGINE TIMING)	T25	SWITCH CLUTCH CONTROL (ENGINE CONTROL)

FUNCTIONS ON THE VEHICLE

Vehicle	alim.	kW	Date	Engine	 S10	 T10	 T20 - T23	 T22 - T25
---------	-------	----	------	--------	---	---	--	---

106 II

				ENGINE
1.0 i	Petrol	33	05/96-10/99	CDY (TU9M), TU9M

Engine	Information	S10	T10	T20 - T23	T22 - T25
All engines	COL:black, spanner size 21, switch press. 0.6 bar, thread 16X1.50	7.0021			
All engines	-> 28/11/99, COL:white, spanner size 22MM, thread M14x1.5		7.6099		
Eng. CDY (TU9M)	29/11/99 ->		7.6217		
Eng. CDY (TU9M)	-> 15/09/96, RHD			7.1009	T20
All engines	16/09/96 ->, LHD, RHD			7.1091	T20

				ENGINE
1.0 i	Petrol	37	01/97-03/01	CDZ (TU9M), TU9M

Engine	Information	S10	T10	T20 - T23	T22 - T25
All engines	COL:black, spanner size 21, switch press. 0.6 bar, thread 16X1.50	7.0021			
All engines	-> 01/11/99, -> 28/11/99, COL:white, spanner size 22MM, thread M14x1.5		7.6099		
All engines	01/12/99 ->, 29/11/99 ->, spanner size 22, thread M14x1.5		7.6217		
Eng. CDZ (TU9M)	-> 15/09/96, RHD			7.1009	T20
All engines	16/09/96 ->, LHD, RHD			7.1091	T20

				ENGINE
1.1	Petrol	40	04/96->	H1B (TU1)

Engine	Information	S10	T10	T20 - T23	T22 - T25
All engines		7.0021			
All engines	-> 28/11/99		7.6099		
All engines	29/11/99 ->		7.6217		
All engines	-> 15/09/96, RHD			7.1009	T20
All engines	16/09/96 ->, LHD, RHD			7.1091	T20

				ENGINE
1.1 BiFuel	Petrol/ Petro- leum Gas (LPG)	44	04/96-03/01	TU1M+

Engine	Information	S10	T10	T20 - T23	T22 - T25
All engines	COL:black, spanner size 21, switch press. 0.6 bar, thread 16X1.50	7.0021			
All engines	-> 01/11/98, COL:white, spanner size 22MM, thread M14x1.5		7.6099		
All engines	01/12/98 ->, spanner size 22, thread M14x1.5		7.6217		
All engines	-> 01/09/96			7.1009	T20
All engines	01/10/96 ->			7.1091	T20

				ENGINE
1.1 i	Petrol	40	01/97-03/01	HDY (TU1M), TU1M+

Engine	Information	S10	T10	T20 - T23	T22 - T25
All engines	COL:black, spanner size 21, switch press. 0.6 bar, thread 16X1.50	7.0021			
All engines	-> 01/11/99, -> 28/11/99, COL:white, spanner size 22MM, thread M14x1.5		7.6099		
All engines	01/12/99 ->, 29/11/99 ->, spanner size 22, thread M14x1.5		7.6217		
Eng. HDY (TU1M)	-> 15/09/96, RHD			7.1009	T20
All engines	16/09/96 ->, LHD, RHD			7.1091	T20

				ENGINE
1.1 i	Petrol	44	05/96-07/04	HDZ (TU1M), HFX (TU1JP), TU1, TU1JP, TU1M+

Engine	Information	S10	T10	T20 - T23	T22 - T25
Eng. HDZ (TU1M), TU1M+	COL:black, spanner size 21, switch press. 0.6 bar, thread 16X1.50	7.0021			
Eng. TU1, TU1JP	COL:grey, spanner size 21, switch press. 0.5 bar, thread M16x1.5	7.0116			
Eng. HFX (TU1JP)		7.0130			
Eng. HDZ (TU1M), TU1, TU1JP, TU1M+	-> 01/11/99, -> 28/11/99, COL:white, spanner size 22MM, thread M14x1.5		7.6099		
Eng. HDZ (TU1M), TU1, TU1JP, TU1M+	01/12/99 ->, 29/11/99 ->, spanner size 22, thread M14x1.5		7.6217		
All engines	-> 01/09/96, -> 15/09/96, RHD			7.1009	T20
All engines	01/10/96 ->, 16/09/96 ->, LHD, RHD			7.1091	T20
Eng. TU1, TU1JP	01/10/96 ->, RHD			7.1217	T20

S10	OIL PRESSURE WARNING LIGHT SWITCH	T10	REVERSING LIGHT SWITCH	T20	BRAKE LIGHT SWITCH
T22	SWITCH CLUTCH CONTROL (CRUISE CONTROL)	T23	SWITCH BRAKE ACTUATION (ENGINE TIMING)	T25	SWITCH CLUTCH CONTROL (ENGINE CONTROL)

Vehicle	alim.	kW	Date	Engine	 S10	 T10	 T20 - T23	 T22 - T25
---------	-------	----	------	--------	---	---	--	---

ENGINE				
1.4 i	Petrol	55	05/96-07/04	KFW (TU3JP), KFX (TU3JP), TU32, TU3JP

Engine	Information	S10	T10	T20 - T23	T22 - T25
All engines	COL:black, euro 2, press. 0, 60 bar, spanner size 21, switch press. 0.6 bar, thread 16X1.50	7.0021			
Eng. TU32, TU3JP	COL:grey, euro 3 (D3), spanner size 21, switch press. 0.5 bar, thread M16x1.5	7.0116			
Eng. KFW (TU3JP), KFX (TU3JP)	press. 0, 50 bar	7.0130			
All engines	-> 01/11/99, -> 28/11/99, COL:white, spanner size 22MM, thread M14x1.5		7.6099		
All engines	01/12/99 ->, 29/11/99 ->, spanner size 22, thread M14x1.5		7.6217		
Eng. KFW (TU3JP), KFX (TU3JP)	-> 15/09/96, RHD			7.1009	T20
All engines	16/09/96 ->, LHD, RHD			7.1091	T20
Eng. KFW (TU3JP), KFX (TU3JP)	aut., RHD			7.1217	T20

ENGINE				
1.5 D	Diesel	40	05/96-03/01	TUD5, VJY (TUD5)

Engine	Information	S10	T10	T20 - T23	T22 - T25
All engines	COL:black, COL:grey, spanner size 21, switch press. 0.5 bar, thread M16x1.5	7.0116			
All engines	-> 01/11/99, -> 28/11/99, COL:white, spanner size 22MM, thread M14x1.5		7.6099		
All engines	01/12/99 ->, 29/11/99 ->, spanner size 22, thread M14x1.5		7.6217		
All engines	-> 01/09/96, -> 15/09/96, RHD			7.1009	T20
All engines	01/10/96 ->, 16/09/96 ->, LHD, RHD			7.1091	T20

ENGINE				
1.5 D	Diesel	42	04/98-07/04	TUD5B, VJX (TUD5), VJY (TUD5), VJZ (TUD5)

Engine	Information	S10	T10	T20 - T23	T22 - T25
All engines	-> 03/05/98, COL:grey, spanner size 21, switch press. 0.5 bar, thread M16x1.5	7.0116			
Eng. VJX (TUD5)	04/05/98 ->	7.0130			
All engines	-> 01/11/99, -> 28/11/99, COL:white, spanner size 22MM, thread M14x1.5		7.6099		
All engines	01/12/99 ->, 29/11/99 ->, spanner size 22, thread M14x1.5		7.6217		
Eng. VJX (TUD5), VJY (TUD5), VJZ (TUD5)	-> 15/09/96, RHD			7.1009	T20
All engines	16/09/96 ->, LHD, RHD			7.1091	T20

ENGINE				
1.6 i	Petrol	65	05/96-10/99	NFZ (TU5JP), TU5JP

Engine	Information	S10	T10	T20 - T23	T22 - T25
All engines	COL:black, spanner size 21, switch press. 0.6 bar, thread 16X1.50	7.0021			
All engines	-> 28/11/99, COL:white, spanner size 22MM, thread M14x1.5		7.6099		
Eng. NFZ (TU5JP)	29/11/99 ->		7.6217		
All engines	-> 01/09/96, -> 15/09/96, man., RHD			7.1009	T20
All engines	01/10/96 ->, 16/09/96 ->, LHD, man., RHD			7.1091	T20
All engines	aut., RHD			7.1217	T20

ENGINE				
1.6 i	Petrol	74	05/96-01/01	NFW (TU5J2), NFY (TU5J2), TU5J2





Engine	Information	S10	T10	T20 - T23	T22 - T25
All engines	COL:black, spanner size 21, switch press. 0.6 bar, thread 16X1.50	7.0021			
All engines	-> 01/11/99, -> 28/11/99, COL:white, spanner size 22MM, thread M14x1.5		7.6099		
All engines	01/12/99 ->, 29/11/99 ->, spanner size 22, thread M14x1.5		7.6217		
All engines	-> 01/08/96, -> 15/09/96, RHD			7.1009	T20
All engines	01/09/96 ->, 16/09/96 ->, LHD, RHD			7.1091	T20

ENGINE				
1.6 S16	Petrol	87	05/96-07/04	NFX (TU5J4), TU5J4

Engine	Information	S10	T10	T20 - T23	T22 - T25
All engines	COL:black, spanner size 21, switch press. 0.6 bar, thread 16X1.50	7.0021			
All engines	-> 01/11/99, -> 28/11/99, COL:white, spanner size 22MM, thread M14x1.5		7.6099		
All engines	01/12/99 ->, 29/11/99 ->, spanner size 22, thread M14x1.5		7.6217		
All engines	-> 01/09/96, -> 15/09/96, RHD			7.1009	T20
All engines	01/10/96 ->, 16/09/96 ->, LHD, RHD			7.1091	T20

S10	OIL PRESSURE WARNING LIGHT SWITCH	T10	REVERSING LIGHT SWITCH	T20	BRAKE LIGHT SWITCH
T22	SWITCH CLUTCH CONTROL (CRUISE CONTROL)	T23	SWITCH BRAKE ACTUATION (ENGINE TIMING)	T25	SWITCH CLUTCH CONTROL (ENGINE CONTROL)

FUNCTIONS ON THE VEHICLE

Vehicle	alim.	kW	Date	Engine	 S10	 T10	 T20 - T23	 T22 - T25
---------	-------	----	------	--------	---	---	--	---

				ENGINE
Electric	Electric	20	04/96-07/04	SA13

Engine	Information	S10	T10	T20 - T23	T22 - T25
All engines	LHD			7.1091 T20	
All engines	RHD			7.1217 T20	

				ENGINE
1.0	Petrol	50	06/05->	1KR, 1KR (384 F), 384F, CFA (384F), CFB (1KR)

Engine	Information	S10	T10	T20 - T23	T22 - T25
All engines		7.0114			7.1257 T22
All engines	with cable		7.6260		
Eng. 1KR (384 F), CFA (384F), CFB (1KR)	without cable		7.6295		
All engines	-ESP, euro 4 (D4), euro 5, pole nr. 2, t.tnr. C553, t.tnr. C553/C550			7.1211 T20	
All engines	+ESP, euro 4 (D4), euro 5, euro4/euro5, pole nr. 4, t.tnr. C550P, t.tnr. C553, t.tnr. C553/C550			7.1212 T20	

				ENGINE
1.4 HDi	Diesel	40	06/05-05/14	8HT (DV4TD), DV4TD

Engine	Information	S10	T10	T20 - T23	T22 - T25
Eng. DV4TD	COL:grey, spanner size 21, switch press. 0.5 bar, thread M16x1.5	7.0116			
Eng. 8HT (DV4TD)		7.0130			
All engines	with cable		7.6260		
Eng. 8HT (DV4TD)	without cable		7.6295		
Eng. 8HT (DV4TD)	pole nr. 2			7.1211 T20	
All engines	pole nr. 4			7.1212 T20	

				ENGINE
1.0 VTi	Petrol	51	05/14->	1KR, 1KR-FE

Engine	Information	S10	T10	T20 - T23	T22 - T25
All engines		7.0114		7.1212 T20	
Eng. 1KR-FE	COL:white, see connection type, without cable		7.6217		
All engines	with cable		7.6260		
Eng. 1KR-FE	COL:black, see connection type, without cable		7.6295		
Eng. 1KR-FE	COL:black, see connection type				7.1257 T22
Eng. 1KR					7.1257 T25

				ENGINE
1.0 VTi 72	Petrol	53	05/18->	1KR

Engine	Information	S10	T10	T20 - T23	T22 - T25
All engines		7.0114	7.6260	7.1212 T20	7.1257 T25

				ENGINE
1.2	Petrol	60	05/14->	EB2D, EB2F

Engine	Information	S10	T10	T20 - T23	T22 - T25
All engines	COL:brown, thread M16x1.5	7.0130			
All engines	spanner size 22, thread M14x1.5		7.6217		
All engines				7.1212 T20	7.1257 T25




				ENGINE
1.2 VTi	Petrol	60	05/14->	HMZ (EB2)

Engine	Information	S10	T10	T20 - T23	T22 - T25
All engines		7.0130		7.1212 T20	
All engines	COL:white, see connection type, without cable		7.6217		
All engines	with cable		7.6260		
All engines	COL:black, see connection type, without cable		7.6295		
All engines	COL:black, see connection type				7.1257 T22

				ENGINE
108 1.2	Petrol	60	05/14->	HMZ (EB2F)

Engine	Information	S10	T10	T20 - T23	T22 - T25
All engines		7.0130		7.1212 T20	
All engines	COL:white, see connection type, without cable		7.6217		
All engines	with cable		7.6260		
All engines	COL:black, see connection type, without cable		7.6295		
All engines	COL:black, see connection type				7.1257 T22

S10 OIL PRESSURE WARNING LIGHT SWITCH	T10 REVERSING LIGHT SWITCH	T20 BRAKE LIGHT SWITCH
T22 SWITCH CLUTCH CONTROL (CRUISE CONTROL)	T23 SWITCH BRAKE ACTUATION (ENGINE TIMING)	T25 SWITCH CLUTCH CONTROL (ENGINE CONTROL)

Vehicle	alim.	kW	Date	Engine	 S10	 T10	 T20 - T23	 T22 - T25
---------	-------	----	------	--------	---	---	--	---

2008

				ENGINE
1.2 PureTech 82	Petrol	61	03/18->	EB2FA

Engine	Information	S10	T10	T20 - T23	T22 - T25
All engines	COL:brown, thread M16x1.5	7.0130			
All engines	spanner size 22, t.tnr. MA, thread M14x1.5		7.6217		
All engines	COL:grey, t.tnr. STT		7.6218		
All engines	-> 01/09/18, ->org. 15302			7.1213 T20	
All engines	01/10/18 ->, org. 15303 ->			7.1283 T20	
All engines	COL:grey				7.1210 T22

				ENGINE
1.2 THP 110	Petrol	81	01/15->	EB2DT, HNZ (EB2DT)

Engine	Information	S10	T10	T20 - T23	T22 - T25
All engines	no specific info conc. application available, spanner size 22, t.tnr. MA, thread M14x1.5		7.6217		
All engines	COL:grey, no specific info conc. application available, t.tnr. BE4R/STT/B5		7.6218		
Eng. EB2DT	01/02/17 ->, org. 14700 ->			7.1213 T20	
All engines	-> 01/01/17, ->org. 14699			7.1283 T20	
All engines	COL:grey				7.1210 T22

				ENGINE
1.2 THP 130	Petrol	96	01/15->	EB2DTS, HNY (EB2DTS)

Engine	Information	S10	T10	T20 - T23	T22 - T25
Eng. HNY (EB2DTS)	no specific info conc. application available		7.6217		
All engines	COL:grey, no specific info conc. application available		7.6218		
Eng. EB2DTS	01/02/17 ->, org. 14700 ->			7.1213 T20	
All engines	-> 01/01/17, ->org. 14699			7.1283 T20	
All engines	COL:grey				7.1210 T22

				ENGINE
1.2 VTi	Petrol	60	03/13->	EB2, EB2F, HMZ (EB2), HMZ (EB2F)

Engine	Information	S10	T10	T20 - T23	T22 - T25
All engines	COL:brown, thread M16x1.5	7.0130			
All engines	no specific info conc. application available, spanner size 22, thread M14x1.5		7.6217		
All engines	COL:grey, no specific info conc. application available		7.6218		
Eng. EB2, EB2F	01/02/17 ->, org. 14700 ->			7.1213 T20	
All engines	-> 01/01/17, ->org. 14699			7.1283 T20	
All engines	COL:grey				7.1210 T22

				ENGINE
1.4 HdI	Diesel	50	06/13->	8HR (DV4C), DV4C, DV4C(8HR)

Engine	Information	S10	T10	T20 - T23	T22 - T25
Eng. DV4C	COL:grey, spanner size 21, switch press. 0.5 bar, thread M16x1.5	7.0116			
Eng. 8HR (DV4C), DV4C(8HR)		7.0130			
All engines	no specific info conc. application available, spanner size 22, t.tnr. MA, thread M14x1.5		7.6217		
All engines	COL:grey, no specific info conc. application available, t.tnr. BE4R/B5		7.6218		
Eng. DV4C	01/02/17 ->, org. 14700 ->			7.1213 T20	
All engines	-> 01/01/17, ->org. 14699			7.1283 T20	
All engines	COL:grey				7.1210 T22

				ENGINE
1.5 BlueHDI 100	Diesel	75	05/18->	DV5RD

Engine	Information	S10	T10	T20 - T23	T22 - T25
All engines	COL:grey		7.6218		7.1210 T22
All engines				7.1213 T20	

				ENGINE
1.5 BlueHDI 120	Diesel	88	05/18->	DV5RC


Engine	Information	S10	T10	T20 - T23	T22 - T25
All engines				7.1213 T20	

				ENGINE
1.6 BlueHDI	Diesel	85	07/14->	BHX (DV6FC), DV6FC

Engine	Information	S10	T10	T20 - T23	T22 - T25
Eng. BHX (DV6FC)	no specific info conc. application available		7.6217		
All engines	COL:grey, no specific info conc. application available		7.6218		

S10	OIL PRESSURE WARNING LIGHT SWITCH	T10	REVERSING LIGHT SWITCH	T20	BRAKE LIGHT SWITCH
T22	SWITCH CLUTCH CONTROL (CRUISE CONTROL)	T23	SWITCH BRAKE ACTUATION (ENGINE TIMING)	T25	SWITCH CLUTCH CONTROL (ENGINE CONTROL)

FUNCTIONS ON THE VEHICLE

Vehicle	alim.	kW	Date	Engine	 S10	 T10	 T20 - T23	 T22 - T25
---------	-------	----	------	--------	---	---	--	---

ENGINE				
1.6 BlueHdi	Diesel	85	07/14->	BHX (DV6FC), DV6FC

Engine	Information	S10	T10	T20 - T23	T22 - T25
Eng. DV6FC	01/02/17 ->, org. 14700 ->			7.1213 T20	
All engines	-> 01/01/17, ->org. 14699			7.1283 T20	
All engines	COL:grey				7.1210 T22

ENGINE				
1.6 BlueHdi 100	Diesel	73	01/15->	BHY (DV6FD), DV6FD

Engine	Information	S10	T10	T20 - T23	T22 - T25
All engines	no specific info conc. application available, spanner size 22, t.tnr. MA, thread M14x1.5		7.6217		
All engines	COL:grey, no specific info conc. application available, t.tnr. BE4R/STT/B5		7.6218		
Eng. DV6FD	01/02/17 ->, org. 14700 ->			7.1213 T20	
All engines	-> 01/01/17, ->org. 14699			7.1283 T20	
All engines	COL:grey				7.1210 T22

ENGINE				
1.6 BlueHdi 120	Diesel	88	07/14->	BHZ (DV6FC), DV6FC

Engine	Information	S10	T10	T20 - T23	T22 - T25
Eng. BHZ (DV6FC)	no specific info conc. application available		7.6217		
All engines	COL:grey, no specific info conc. application available		7.6218		
Eng. DV6FC	01/02/17 ->, org. 14700 ->			7.1213 T20	
All engines	-> 01/01/17, ->org. 14699			7.1283 T20	
All engines	COL:grey				7.1210 T22

ENGINE				
1.6 BlueHdi 75	Diesel	55	01/15->	BHW (DV6FE), DV6FE

Engine	Information	S10	T10	T20 - T23	T22 - T25
All engines	no specific info conc. application available, spanner size 22, t.tnr. MA, thread M14x1.5		7.6217		
All engines	COL:grey, no specific info conc. application available, t.tnr. BE4R/STT/B5		7.6218		
Eng. DV6FE	01/02/17 ->, org. 14700 ->			7.1213 T20	
All engines	-> 01/01/17, ->org. 14699			7.1283 T20	
All engines	COL:grey				7.1210 T22

ENGINE				
1.6 HDi	Diesel	68	03/13->	9HP (DV6DTED), DV6DTED

Engine	Information	S10	T10	T20 - T23	T22 - T25
All engines		7.0203			
All engines	MA, no specific info conc. application available, spanner size 22, thread M14x1.5		7.6217		
All engines	B5, COL:grey, no specific info conc. application available		7.6218		
Eng. DV6DTED	01/02/17 ->, org. 14700 ->			7.1213 T20	
All engines	-> 01/01/17, ->org. 14699			7.1283 T20	
All engines	COL:grey				7.1210 T22

ENGINE				
1.6 HDi	Diesel	84	03/13->	DV6C, DV6C(9HD)

Engine	Information	S10	T10	T20 - T23	T22 - T25
All engines		7.0203			
Eng. DV6C(9HD)	no specific info conc. application available		7.6217		
All engines	COL:grey, no specific info conc. application available		7.6218		
Eng. DV6C	01/02/17 ->, org. 14700 ->			7.1213 T20	
All engines	-> 01/01/17, ->org. 14699			7.1283 T20	
All engines	COL:grey				7.1210 T22



ENGINE				
1.6 VTi	Petrol	85	05/13->	EP6C

Engine	Information	S10	T10	T20 - T23	T22 - T25
All engines	spanner size 22, t.tnr. MA, thread M14x1.5		7.6217		
All engines	COL:grey, t.tnr. BE4R/STT/B5		7.6218		
All engines	01/02/17 ->, org. 14700 ->			7.1213 T20	
All engines	-> 01/01/17, ->org. 14699			7.1283 T20	
All engines	COL:grey				7.1210 T22

ENGINE				
1.6 VTi	Petrol	88	03/13->	SFS (EP6C), EP6C

Engine	Information	S10	T10	T20 - T23	T22 - T25
All engines	MA, no specific info conc. application available, spanner size 22, thread M14x1.5		7.6217		

S10	OIL PRESSURE WARNING LIGHT SWITCH	T10	REVERSING LIGHT SWITCH	T20	BRAKE LIGHT SWITCH
T22	SWITCH CLUTCH CONTROL (CRUISE CONTROL)	T23	SWITCH BRAKE ACTUATION (ENGINE TIMING)	T25	SWITCH CLUTCH CONTROL (ENGINE CONTROL)

Vehicle	alim.	kW	Date	Engine	 S10	 T10	 T20 - T23	 T22 - T25
---------	-------	----	------	--------	---	---	--	---

ENGINE				
1.6 VTi	Petrol	88	03/13->	5FS (EP6C), EP6C

Engine	Information	S10	T10	T20 - T23	T22 - T25
All engines	B5, COL:grey, no specific info conc. application available		7.6218		
Eng. EP6C	01/02/17 ->, org. 14700 ->			7.1213 T20	
All engines	-> 01/01/17, ->org. 14699			7.1283 T20	
All engines	COL:grey				7.1210 T22

ENGINE				
205 I	Petrol	33	02/83-12/90	108C (XV8)

Engine	Information	S10	T10	T20 - T23	T22 - T25
All engines	+air conditioning	7.0021			
All engines	-> 01/10/89, t.tnr. BH3/BE1, t.tnr. MA		7.6015		
All engines	01/10/89 ->, t.tnr. MA		7.6099		
All engines	t.tnr. BE3		7.6108		
All engines	t.tnr. BVA 4HP14		7.6153		
All engines	t.tnr. BVA 4HP14, water protected		7.6161		
All engines	+brake booster			7.1007 T20	
All engines	-brake booster			7.1009 T20	

ENGINE				
1.3	Petrol	47	02/84-10/87	G1A

Engine	Information	S10	T10	T20 - T23	T22 - T25
All engines	t.tnr. BH3/BE1, t.tnr. MA		7.6015		
All engines	t.tnr. BE3		7.6108		
All engines	t.tnr. BVA 4HP14		7.6153		
All engines	t.tnr. BVA 4HP14, water protected		7.6161		
All engines	+brake booster			7.1007 T20	
All engines	-brake booster			7.1009 T20	

ENGINE				
1.5	Petrol	63	02/84-10/87	Y2/K

Engine	Information	S10	T10	T20 - T23	T22 - T25
All engines	-> 01/10/89, t.tnr. BH3/BE1, t.tnr. MA		7.6015		
All engines	01/10/89 ->, t.tnr. MA		7.6099		
All engines	t.tnr. BE3		7.6108		
All engines	t.tnr. BVA 4HP14		7.6153		
All engines	t.tnr. BVA 4HP14, water protected		7.6161		
All engines	+brake booster			7.1007 T20	
All engines	-brake booster			7.1009 T20	

ENGINE				
1.6	Petrol	53	03/87-10/87	B1E (XU51C)

Engine	Information	S10	T10	T20 - T23	T22 - T25
All engines		7.0021			
All engines	t.tnr. BH3/BE1, t.tnr. MA		7.6015		
All engines	t.tnr. BE3		7.6108		
All engines	t.tnr. BVA 4HP14		7.6153		
All engines	t.tnr. BVA 4HP14, water protected		7.6161		
All engines	+brake booster			7.1007 T20	
All engines	-brake booster			7.1009 T20	

ENGINE				
1.6	Petrol	55	08/86-10/87	B1A (XU51C), BAZ (XU5CP)

Engine	Information	S10	T10	T20 - T23	T22 - T25
All engines		7.0021			
All engines	t.tnr. BH3/BE1, t.tnr. MA		7.6015		
All engines	t.tnr. BE3		7.6108		
All engines	t.tnr. BVA 4HP14		7.6153		
All engines	t.tnr. BVA 4HP14, water protected		7.6161		
All engines	+brake booster			7.1007 T20	
All engines	-brake booster			7.1009 T20	

ENGINE				
1.6 GTI	Petrol	76	12/84-10/87	180A (XU5J)

Engine	Information	S10	T10	T20 - T23	T22 - T25
All engines		7.0021			
All engines	t.tnr. BH3/BE1, t.tnr. MA		7.6015		

S10 OIL PRESSURE WARNING LIGHT SWITCH	T10 REVERSING LIGHT SWITCH	T20 BRAKE LIGHT SWITCH
T22 SWITCH CLUTCH CONTROL (CRUISE CONTROL)	T23 SWITCH BRAKE ACTUATION (ENGINE TIMING)	T25 SWITCH CLUTCH CONTROL (ENGINE CONTROL)

FUNCTIONS ON THE VEHICLE

Vehicle	alim.	kW	Date	Engine	 S10	 T10	 T20 - T23	 T22 - T25
---------	-------	----	------	--------	---	---	--	---

				ENGINE
1.6 GTI	Petrol	76	12/84-10/87	180A (XU5J)

Engine	Information	S10	T10	T20 - T23	T22 - T25
All engines	t.tnr. BE3		7.6108		
All engines	t.tnr. BVA 4HP14		7.6153		
All engines	t.tnr. BVA 4HP14, water protected		7.6161		
All engines	+brake booster			7.1007	T20
All engines	-brake booster			7.1009	T20

				ENGINE
1.6 GTI	Petrol	85	02/83-07/87	B6D (XU5JA)

Engine	Information	S10	T10	T20 - T23	T22 - T25
All engines		7.0021			
All engines	-> 01/10/89, t.tnr. BH3/BE1, t.tnr. MA		7.6015		
All engines	01/10/89 ->, t.tnr. MA		7.6099		
All engines	t.tnr. BE3		7.6108		
All engines	t.tnr. BVA 4HP14		7.6153		
All engines	t.tnr. BVA 4HP14, water protected		7.6161		
All engines	+brake booster			7.1007	T20
All engines	-brake booster			7.1009	T20

				ENGINE
1.7 Diesel	Diesel	44	08/83-10/87	161A (XUD7)

Engine	Information	S10	T10	T20 - T23	T22 - T25
All engines		7.0021			
All engines	t.tnr. BH3/BE1, t.tnr. MA		7.6015		
All engines	t.tnr. BE3		7.6108		
All engines	t.tnr. BVA 4HP14		7.6153		
All engines	t.tnr. BVA 4HP14, water protected		7.6161		
All engines	+brake booster			7.1007	T20
All engines	-brake booster			7.1009	T20

				ENGINE
1.9 GTI	Petrol	75	03/87-10/87	DFZ (XU9J1)

Engine	Information	S10	T10	T20 - T23	T22 - T25
All engines		7.0021			
All engines	t.tnr. BH3/BE1, t.tnr. MA		7.6015		
All engines	t.tnr. BE3		7.6108		
All engines	t.tnr. BVA 4HP14		7.6153		
All engines	t.tnr. BVA 4HP14, water protected		7.6161		
All engines	+brake booster			7.1007	T20
All engines	-brake booster			7.1009	T20

				ENGINE
1.9 GTI	Petrol	94	10/86-10/87	D6B (XU9JA)

Engine	Information	S10	T10	T20 - T23	T22 - T25
All engines		7.0021			
All engines	t.tnr. BH3/BE1, t.tnr. MA		7.6015		
All engines	t.tnr. BE3		7.6108		
All engines	t.tnr. BVA 4HP14		7.6153		
All engines	t.tnr. BVA 4HP14, water protected		7.6161		
All engines	+brake booster			7.1007	T20
All engines	-brake booster			7.1009	T20

205 II

				ENGINE
1.0	Petrol	33	10/87-09/98	TU9

Engine	Information	S10	T10	T20 - T23	T22 - T25
All engines		7.0021			
All engines	-> 01/10/89, t.tnr. BH3/BE1, t.tnr. MA		7.6015		
All engines	01/10/89 ->, t.tnr. MA		7.6099		
All engines	t.tnr. BE3		7.6108		
All engines	t.tnr. BVA 4HP14		7.6153		
All engines	t.tnr. BVA 4HP14, water protected		7.6161		
All engines	+brake booster			7.1007	T20
All engines	-brake booster			7.1009	T20

S10 OIL PRESSURE WARNING LIGHT SWITCH	T10 REVERSING LIGHT SWITCH	T20 BRAKE LIGHT SWITCH
T22 SWITCH CLUTCH CONTROL (CRUISE CONTROL)	T23 SWITCH BRAKE ACTUATION (ENGINE TIMING)	T25 SWITCH CLUTCH CONTROL (ENGINE CONTROL)

FUNCTIONS ON THE VEHICLE

Vehicle	alim.	kW	Date	Engine	 S10	 T10	 T20 - T23	 T22 - T25
---------	-------	----	------	--------	---	---	--	---

ENGINE				
1.0	Petrol	37	08/92-05/97	CDZ (TU9M)

Engine	Information	S10	T10	T20 - T23	T22 - T25
All engines		7.0021		7.1007 T20	
All engines	t.tnr. MA		7.6099		
All engines	t.tnr. BE3		7.6108		
All engines	t.tnr. BVA 4HP14		7.6153		
All engines	t.tnr. BVA 4HP14, water protected		7.6161		

ENGINE				
1.1	Petrol	36	10/87-10/90	109N (XW7)

Engine	Information	S10	T10	T20 - T23	T22 - T25
All engines	+air conditioning	7.0021			
All engines	-> 01/10/89, t.tnr. BH3/BE1, t.tnr. MA		7.6015		
All engines	01/10/89 ->, t.tnr. MA		7.6099		
All engines	t.tnr. BE3		7.6108		
All engines	t.tnr. BVA 4HP14		7.6153		
All engines	t.tnr. BVA 4HP14, water protected		7.6161		
All engines	+brake booster			7.1007 T20	
All engines	-brake booster			7.1009 T20	

ENGINE				
1.1	Petrol	40	10/87-12/94	H1B (TU1)

Engine	Information	S10	T10	T20 - T23	T22 - T25
All engines		7.0021			
All engines	-> 01/10/89, t.tnr. BH3/BE1, t.tnr. MA		7.6015		
All engines	01/10/89 ->, t.tnr. MA		7.6099		
All engines	t.tnr. BE3		7.6108		
All engines	t.tnr. BVA 4HP14		7.6153		
All engines	t.tnr. BVA 4HP14, water protected		7.6161		
All engines	+brake booster			7.1007 T20	
All engines	-brake booster			7.1009 T20	

ENGINE				
1.1	Petrol	44	07/89-09/98	HDZ (TU1M)

Engine	Information	S10	T10	T20 - T23	T22 - T25
All engines		7.0021	7.6099	7.1007 T20	

ENGINE				
1.1 CJ	Petrol	44	10/89-12/94	HDZ (TU1M)

Engine	Information	S10	T10	T20 - T23	T22 - T25
All engines		7.0021			
All engines	t.tnr. BH3/BE1		7.6015		
All engines	t.tnr. MA		7.6099		
All engines	t.tnr. BE3		7.6108		
All engines	t.tnr. BVA 4HP14		7.6153		
All engines	t.tnr. BVA 4HP14, water protected		7.6161		
All engines	+brake booster			7.1007 T20	
All engines	-brake booster			7.1009 T20	

ENGINE				
1.1 XA	Petrol	40	07/87-10/88	E1

Engine	Information	S10	T10	T20 - T23	T22 - T25
All engines	t.tnr. BH3/BE1, t.tnr. MA		7.6015		
All engines	t.tnr. BE3		7.6108		
All engines	t.tnr. BVA 4HP14		7.6153		
All engines	t.tnr. BVA 4HP14, water protected		7.6161		
All engines	+brake booster			7.1007 T20	
All engines	-brake booster			7.1009 T20	

ENGINE				
1.2	Petrol	47	01/87-12/90	F1



Engine	Information	S10	T10	T20 - T23	T22 - T25
All engines	-> 01/10/89, t.tnr. BH3/BE1, t.tnr. MA		7.6015		
All engines	01/10/89 ->, t.tnr. MA		7.6099		
All engines	t.tnr. BE3		7.6108		
All engines	t.tnr. BVA 4HP14		7.6153		
All engines	t.tnr. BVA 4HP14, water protected		7.6161		
All engines	+brake booster			7.1007 T20	

S10	OIL PRESSURE WARNING LIGHT SWITCH	T10	REVERSING LIGHT SWITCH	T20	BRAKE LIGHT SWITCH
T22	SWITCH CLUTCH CONTROL (CRUISE CONTROL)	T23	SWITCH BRAKE ACTUATION (ENGINE TIMING)	T25	SWITCH CLUTCH CONTROL (ENGINE CONTROL)

FUNCTIONS ON THE VEHICLE

Vehicle	alim.	kW	Date	Engine	 S10	 T10	 T20 - T23	 T22 - T25
ENGINE								
1.2	Petrol	47	01/87-12/90	F1				
Engine	Information			S10	T10	T20 - T23	T22 - T25	
All engines	-brake booster					7.1009 T20		
ENGINE								
1.3	Petrol	47	08/90-07/92	G1A				
Engine	Information			S10	T10	T20 - T23	T22 - T25	
All engines	t.tnr. MA				7.6099			
All engines	t.tnr. BE3				7.6108			
All engines	t.tnr. BVA 4HP14				7.6153			
All engines	t.tnr. BVA 4HP14, water protected				7.6161			
All engines						7.1007 T20		
ENGINE								
1.3	Petrol	74	01/91-12/94	TU24				
Engine	Information			S10	T10	T20 - T23	T22 - T25	
All engines				7.0021		7.1007 T20		
All engines	t.tnr. MA				7.6099			
All engines	t.tnr. BE3				7.6108			
All engines	t.tnr. BVA 4HP14				7.6153			
All engines	t.tnr. BVA 4HP14, water protected				7.6161			
ENGINE								
1.3 Rallye	Petrol	74	10/87-10/90	TU24				
Engine	Information			S10	T10	T20 - T23	T22 - T25	
All engines				7.0021				
All engines	-> 01/10/89, t.tnr. BH3/BE1, t.tnr. MA				7.6015			
All engines	01/10/89 ->, t.tnr. MA				7.6099			
All engines	t.tnr. BE3				7.6108			
All engines	t.tnr. BVA 4HP14				7.6153			
All engines	t.tnr. BVA 4HP14, water protected				7.6161			
All engines	+brake booster					7.1007 T20		
All engines	-brake booster					7.1009 T20		
ENGINE								
1.4	Petrol	44	10/87-05/89	150D (XY7)				
Engine	Information			S10	T10	T20 - T23	T22 - T25	
All engines	+air conditioning			7.0021				
All engines	t.tnr. BH3/BE1, t.tnr. MA				7.6015			
All engines	t.tnr. BE3				7.6108			
All engines	t.tnr. BVA 4HP14				7.6153			
All engines	t.tnr. BVA 4HP14, water protected				7.6161			
All engines	+brake booster					7.1007 T20		
All engines	-brake booster					7.1009 T20		
ENGINE								
1.4	Petrol	49	10/87-10/90	K1D (TU3A)				
Engine	Information			S10	T10	T20 - T23	T22 - T25	
All engines				7.0021		7.1007 T20		
All engines	-> 01/10/89, t.tnr. BH3/BE1, t.tnr. MA				7.6015			
All engines	01/10/89 ->, t.tnr. MA				7.6099			
All engines	t.tnr. BE3				7.6108			
All engines	t.tnr. BVA 4HP14				7.6153			
All engines	t.tnr. BVA 4HP14, water protected				7.6161			
ENGINE								
1.4	Petrol	53	01/87-07/88	150 (XY6B)				
Engine	Information			S10	T10	T20 - T23	T22 - T25	
All engines	+air conditioning			7.0021				
All engines	t.tnr. BH3/BE1, t.tnr. MA				7.6015			
All engines	t.tnr. BE3				7.6108			
All engines	t.tnr. BVA 4HP14				7.6153			
All engines	t.tnr. BVA 4HP14, water protected				7.6161			
All engines	+brake booster					7.1007 T20		
All engines	-brake booster					7.1009 T20		

S10	OIL PRESSURE WARNING LIGHT SWITCH	T10	REVERSING LIGHT SWITCH	T20	BRAKE LIGHT SWITCH
T22	SWITCH CLUTCH CONTROL (CRUISE CONTROL)	T23	SWITCH BRAKE ACTUATION (ENGINE TIMING)	T25	SWITCH CLUTCH CONTROL (ENGINE CONTROL)

Vehicle	alim.	kW	Date	Engine	 S10	 T10	 T20 - T23	 T22 - T25
---------	-------	----	------	--------	---	---	--	---

ENGINE				
1.4	Petrol	55	07/88-09/98	KDX (TU3MC), KDY (TU3M), KDZ (TU3M)

Engine	Information	S10	T10	T20 - T23	T22 - T25
All engines		7.0021			
Eng. KDY (TU3M), KDZ (TU3M)	-> 01/10/89, t.tnr. BH3/BE1, t.tnr. MA		7.6015		
All engines	01/10/89 ->, t.tnr. MA		7.6099		
All engines	t.tnr. BE3		7.6108		
All engines	t.tnr. BVA 4HP14		7.6153		
All engines	t.tnr. BVA 4HP14, water protected		7.6161		
All engines	+brake booster			7.1007	T20
Eng. KDY (TU3M), KDZ (TU3M)	-brake booster			7.1009	T20

ENGINE				
1.4	Petrol	58	07/88-05/89	150B (XY8)

Engine	Information	S10	T10	T20 - T23	T22 - T25
All engines	+air conditioning	7.0021			
All engines	t.tnr. BH3/BE1, t.tnr. MA		7.6015		
All engines	t.tnr. BE3		7.6108		
All engines	t.tnr. BVA 4HP14		7.6153		
All engines	t.tnr. BVA 4HP14, water protected		7.6161		
All engines	+brake booster			7.1007	T20
All engines	-brake booster			7.1009	T20

ENGINE				
1.4	Petrol	62	06/87-12/89	K2B (TU3S)

Engine	Information	S10	T10	T20 - T23	T22 - T25
All engines		7.0021			
All engines	-> 01/10/89, t.tnr. BH3/BE1, t.tnr. MA		7.6015		
All engines	01/10/89 ->, t.tnr. MA		7.6099		
All engines	t.tnr. BE3		7.6108		
All engines	t.tnr. BVA 4HP14		7.6153		
All engines	t.tnr. BVA 4HP14, water protected		7.6161		
All engines	+brake booster			7.1007	T20
All engines	-brake booster			7.1009	T20

ENGINE				
1.4 Cat	Petrol	44	08/87-09/93	KAY (TU3CP)

Engine	Information	S10	T10	T20 - T23	T22 - T25
All engines		7.0021			
All engines	-> 01/10/89, t.tnr. BH3/BE1, t.tnr. MA		7.6015		
All engines	01/10/89 ->, t.tnr. MA		7.6099		
All engines	t.tnr. BE3		7.6108		
All engines	t.tnr. BVA 4HP14		7.6153		
All engines	t.tnr. BVA 4HP14, water protected		7.6161		
All engines	+brake booster			7.1007	T20
All engines	-brake booster			7.1009	T20

ENGINE				
1.4 CJ	Petrol	49	03/89-12/94	K1D (TU3A)

Engine	Information	S10	T10	T20 - T23	T22 - T25
All engines		7.0021		7.1007	T20
All engines	-> 01/10/89, t.tnr. BH3/BE1, t.tnr. MA		7.6015		
All engines	01/10/89 ->, t.tnr. MA		7.6099		
All engines	t.tnr. BE3		7.6108		
All engines	t.tnr. BVA 4HP14		7.6153		
All engines	t.tnr. BVA 4HP14, water protected		7.6161		

ENGINE				
1.4 CJ	Petrol	55	05/91-12/94	KDY (TU3M), KDZ (TU3M)

Engine	Information	S10	T10	T20 - T23	T22 - T25
All engines		7.0021			
All engines	t.tnr. BH3/BE1		7.6015		
All engines	t.tnr. MA		7.6099		
All engines	t.tnr. BE3		7.6108		
All engines	t.tnr. BVA 4HP14		7.6153		
All engines	t.tnr. BVA 4HP14, water protected		7.6161		
All engines	+brake booster			7.1007	T20

S10	OIL PRESSURE WARNING LIGHT SWITCH	T10	REVERSING LIGHT SWITCH	T20	BRAKE LIGHT SWITCH
T22	SWITCH CLUTCH CONTROL (CRUISE CONTROL)	T23	SWITCH BRAKE ACTUATION (ENGINE TIMING)	T25	SWITCH CLUTCH CONTROL (ENGINE CONTROL)

FUNCTIONS ON THE VEHICLE

Vehicle	alim.	kW	Date	Engine	 S10	 T10	 T20 - T23	 T22 - T25
---------	-------	----	------	--------	---	---	--	---

ENGINE				
1.4 CJ	Petrol	55	05/91-12/94	KDY (TU3M), KDZ (TU3M)

Engine	Information	S10	T10	T20 - T23	T22 - T25
Eng. KDY (TU3M)	-brake booster			7.1009 T20	

ENGINE				
1.4 CJ Cat	Petrol	44	01/89-09/93	KAY (TU3CP)

Engine	Information	S10	T10	T20 - T23	T22 - T25
All engines		7.0021			
All engines	-> 01/10/89, t.tnr. BH3/BE1, t.tnr. MA		7.6015		
All engines	01/10/89 ->, t.tnr. MA		7.6099		
All engines	t.tnr. BE3		7.6108		
All engines	t.tnr. BVA 4HP14		7.6153		
All engines	t.tnr. BVA 4HP14, water protected		7.6161		
All engines	+brake booster			7.1007 T20	
All engines	-brake booster			7.1009 T20	

ENGINE				
1.6	Petrol	53	10/87-09/98	B1E (XU51C)

Engine	Information	S10	T10	T20 - T23	T22 - T25
All engines		7.0021			
All engines	-> 01/10/89, t.tnr. BH3/BE1, t.tnr. MA		7.6015		
All engines	01/10/89 ->, t.tnr. MA		7.6099		
All engines	t.tnr. BE3		7.6108		
All engines	t.tnr. BVA 4HP14		7.6153		
All engines	t.tnr. BVA 4HP14, water protected		7.6161		
All engines	+brake booster			7.1007 T20	
All engines	-brake booster			7.1009 T20	

ENGINE				
1.6	Petrol	55	10/87-09/98	B1A (XU51C), BAZ (XU5CP)

Engine	Information	S10	T10	T20 - T23	T22 - T25
All engines		7.0021			
All engines	-> 01/10/89, t.tnr. BH3/BE1, t.tnr. MA		7.6015		
All engines	01/10/89 ->, t.tnr. MA		7.6099		
All engines	t.tnr. BE3		7.6108		
All engines	t.tnr. BVA 4HP14		7.6153		
All engines	t.tnr. BVA 4HP14, water protected		7.6161		
All engines	+brake booster			7.1007 T20	
All engines	-brake booster			7.1009 T20	

ENGINE				
1.6 CTI	Petrol	76	04/86-10/90	180A (XU5J), 180Z (XU5J)

Engine	Information	S10	T10	T20 - T23	T22 - T25
All engines		7.0021			
All engines	-> 01/10/89, t.tnr. BH3/BE1, t.tnr. MA		7.6015		
All engines	01/10/89 ->, t.tnr. MA		7.6099		
All engines	t.tnr. BE3		7.6108		
All engines	t.tnr. BVA 4HP14		7.6153		
All engines	t.tnr. BVA 4HP14, water protected		7.6161		
All engines	+brake booster			7.1007 T20	
All engines	-brake booster			7.1009 T20	




ENGINE				
1.6 GTI	Petrol	76	10/87-12/89	180A (XU5J), 180Z (XU5J)

Engine	Information	S10	T10	T20 - T23	T22 - T25
All engines		7.0021			
All engines	t.tnr. BH3/BE1, t.tnr. MA		7.6015		
All engines	t.tnr. BE3		7.6108		
All engines	t.tnr. BVA 4HP14		7.6153		
All engines	t.tnr. BVA 4HP14, water protected		7.6161		
All engines	+brake booster			7.1007 T20	
All engines	-brake booster			7.1009 T20	

ENGINE				
1.6 i	Petrol	0	01/91-12/94	BDZ (XU5M)

Engine	Information	S10	T10	T20 - T23	T22 - T25
All engines		7.0021		7.1007 T20	
All engines	t.tnr. MA		7.6099		

S10 OIL PRESSURE WARNING LIGHT SWITCH	T10 REVERSING LIGHT SWITCH	T20 BRAKE LIGHT SWITCH
T22 SWITCH CLUTCH CONTROL (CRUISE CONTROL)	T23 SWITCH BRAKE ACTUATION (ENGINE TIMING)	T25 SWITCH CLUTCH CONTROL (ENGINE CONTROL)

Vehicle	alim.	kW	Date	Engine	 S10	 T10	 T20 - T23	 T22 - T25
---------	-------	----	------	--------	---	---	--	---

ENGINE				
1.6 i	Petrol	0	01/91-12/94	BDZ (XU5M)

Engine	Information	S10	T10	T20 - T23	T22 - T25
All engines	t.tnr. BE3		7.6108		
All engines	t.tnr. BVA 4HP14		7.6153		
All engines	t.tnr. BVA 4HP14, water protected		7.6161		

ENGINE				
1.7 Diesel	Diesel	44	07/87-09/98	161A (XUD7)

Engine	Information	S10	T10	T20 - T23	T22 - T25
All engines		7.0021		7.1007 T20	
All engines	-> 01/10/89, t.tnr. BH3/BE1, t.tnr. MA		7.6015		
All engines	01/10/89 ->, t.tnr. MA		7.6099		
All engines	t.tnr. BE3		7.6108		
All engines	t.tnr. BVA 4HP14		7.6153		
All engines	t.tnr. BVA 4HP14, water protected		7.6161		

ENGINE				
1.8 TD	Diesel	57	01/90-09/98	A8B (XUD7TE)

Engine	Information	S10	T10	T20 - T23	T22 - T25
All engines		7.0021		7.1007 T20	
All engines	t.tnr. MA		7.6099		
All engines	t.tnr. BE3		7.6108		
All engines	t.tnr. BVA 4HP14		7.6153		
All engines	t.tnr. BVA 4HP14, water protected		7.6161		

ENGINE				
1.9 CTI	Petrol	75	10/87-12/94	DFZ (XU9J1)

Engine	Information	S10	T10	T20 - T23	T22 - T25
All engines		7.0021		7.1007 T20	
All engines	t.tnr. MA		7.6099		
All engines	t.tnr. BE3		7.6108		
All engines	t.tnr. BVA 4HP14		7.6153		
All engines	t.tnr. BVA 4HP14, water protected		7.6161		

ENGINE				
1.9 Diesel	Diesel	47	10/87-09/98	DJZ (XUD9Y)

Engine	Information	S10	T10	T20 - T23	T22 - T25
All engines		7.0021			
All engines	-> 01/10/89, t.tnr. BH3/BE1, t.tnr. MA		7.6015		
All engines	01/10/89 ->, t.tnr. MA		7.6099		
All engines	t.tnr. BE3		7.6108		
All engines	t.tnr. BVA 4HP14		7.6153		
All engines	t.tnr. BVA 4HP14, water protected		7.6161		
All engines	+brake booster			7.1007 T20	
All engines	-brake booster			7.1009 T20	

ENGINE				
1.9 GTI	Petrol	88	10/87-10/94	DKZ (XU9JAZ)

Engine	Information	S10	T10	T20 - T23	T22 - T25
All engines		7.0021			
All engines	-> 01/10/89, t.tnr. BH3/BE1, t.tnr. MA		7.6015		
All engines	01/10/89 ->, t.tnr. MA		7.6099		
All engines	t.tnr. BE3		7.6108		
All engines	t.tnr. BVA 4HP14		7.6153		
All engines	t.tnr. BVA 4HP14, water protected		7.6161		
All engines	+brake booster			7.1007 T20	
All engines	-brake booster			7.1009 T20	

ENGINE				
1.9 GTI	Petrol	94	10/87-09/98	D6B (XU9JA)

Engine	Information	S10	T10	T20 - T23	T22 - T25
All engines		7.0021		7.1007 T20	
All engines	-> 01/10/89, t.tnr. BH3/BE1, t.tnr. MA		7.6015		
All engines	01/10/89 ->, t.tnr. MA		7.6099		
All engines	t.tnr. BE3		7.6108		
All engines	t.tnr. BVA 4HP14		7.6153		
All engines	t.tnr. BVA 4HP14, water protected		7.6161		

S10 OIL PRESSURE WARNING LIGHT SWITCH	T10 REVERSING LIGHT SWITCH	T20 BRAKE LIGHT SWITCH
T22 SWITCH CLUTCH CONTROL (CRUISE CONTROL)	T23 SWITCH BRAKE ACTUATION (ENGINE TIMING)	T25 SWITCH CLUTCH CONTROL (ENGINE CONTROL)

FUNCTIONS ON THE VEHICLE

Vehicle	alim.	kW	Date	Engine	 S10	 T10	 T20 - T23	 T22 - T25
---------	-------	----	------	--------	---	---	--	---

				ENGINE
1.9 GTI Cat	Petrol	75	10/87-07/94	DFZ (XU9J1)

Engine	Information	S10	T10	T20 - T23	T22 - T25
All engines		7.0021		7.1007 T20	
All engines	-> 01/10/89, t.nnr. BH3/BE1, t.nnr. MA		7.6015		
All engines	01/10/89 ->, t.nnr. MA		7.6099		
All engines	t.nnr. BE3		7.6108		
All engines	t.nnr. BVA 4HP14		7.6153		
All engines	t.nnr. BVA 4HP14, water protected		7.6161		

				ENGINE
206	Petrol	52	06/01-12/05	D4D

Engine	Information	S10	T10	T20 - T23	T22 - T25
All engines	-> 28/11/99		7.6108		
All engines	29/11/99 ->		7.6218		
All engines	-> 30/09/02			7.1091 T20	
All engines	01/10/02 ->			7.1197 T20	
All engines	-> 30/09/02, LHD				7.1184 T22
All engines	01/10/02 ->, LHD				7.1192 T22

				ENGINE
1.1	Petrol	40	08/98-07/00	HFY (TU1JP), TU1JP

Engine	Information	S10	T10	T20 - T23	T22 - T25
All engines	COL:black, euro 2, spanner size 21, switch press. 0.6 bar, thread 16x1.50	7.0021			
Eng. TU1JP	COL:black, COL:grey, euro 3 (D3), spanner size 21, switch press. 0.5 bar, thread M16x1.5	7.0116			
All engines	-> 01/12/99, -> 28/11/99, COL:white, spanner size 22MM, thread M14x1.5		7.6099		
All engines	01/01/00 ->, 29/11/99 ->, spanner size 22, thread M14x1.5		7.6217		
All engines	-> 30/09/02			7.1091 T20	
Eng. HFY (TU1JP)	-> 30/09/02, LHD, with control switch			7.1132 T20	
Eng. HFY (TU1JP)	-> 30/09/02, RHD, with control switch			7.1184 T20	
Eng. HFY (TU1JP)	01/10/02 ->, pole nr. 2			7.1194 T20	
Eng. HFY (TU1JP)	01/10/02 ->, pole nr. 4			7.1197 T20	
Eng. HFY (TU1JP)	-> 02/10/05, -> 30/09/02, LHD, RHD				7.1132 T22
Eng. HFY (TU1JP)	-> 02/10/05, 01/10/02 ->, LHD				7.1192 T22

				ENGINE
1.1	Petrol	44	08/98->	HFX (TU1JP), TU1JP

Engine	Information	S10	T10	T20 - T23	T22 - T25
Eng. TU1JP	COL:black, euro 2, spanner size 21, switch press. 0.6 bar, thread 16x1.50	7.0021			
Eng. TU1JP	COL:black, COL:grey, euro 3 (D3), spanner size 21, switch press. 0.5 bar, thread M16x1.5	7.0116			
Eng. HFX (TU1JP)		7.0130			
All engines	-> 01/12/99, -> 28/11/99, COL:white, spanner size 22MM, thread M14x1.5		7.6099		
All engines	01/01/00 ->, 29/11/99 ->, spanner size 22, thread M14x1.5		7.6217		
All engines	-> 01/10/02, -> 30/09/02			7.1091 T20	
Eng. HFX (TU1JP)	-> 30/09/02, LHD, with control switch			7.1132 T20	
Eng. HFX (TU1JP)	-> 30/09/02, RHD, with control switch			7.1184 T20	
All engines	01/10/02 ->, 01/11/02 ->, ESPN, pole nr. 2			7.1194 T20	
All engines	01/10/02 ->, 01/11/02 ->, ESPV, pole nr. 4			7.1197 T20	
Eng. HFX (TU1JP)	-> 02/10/05, -> 30/09/02, LHD, RHD				7.1132 T22
Eng. HFX (TU1JP)	-> 02/10/05, 01/10/02 ->, LHD				7.1192 T22

				ENGINE
1.1 i	Petrol	44	09/98->	HFX (TU1JP), HFZ (TU1JP)

Engine	Information	S10	T10	T20 - T23	T22 - T25
Eng. HFZ (TU1JP)		7.0021			
Eng. HFX (TU1JP)		7.0130			
All engines	-> 28/11/99		7.6099		
All engines	29/11/99 ->		7.6217		
All engines	-> 30/09/02			7.1091 T20	
All engines	-> 30/09/02, LHD, with control switch			7.1132 T20	
All engines	-> 30/09/02, RHD, with control switch			7.1184 T20	
All engines	01/10/02 ->, pole nr. 2			7.1194 T20	
All engines	01/10/02 ->, pole nr. 4			7.1197 T20	

S10 OIL PRESSURE WARNING LIGHT SWITCH	T10 REVERSING LIGHT SWITCH	T20 BRAKE LIGHT SWITCH
T22 SWITCH CLUTCH CONTROL (CRUISE CONTROL)	T23 SWITCH BRAKE ACTUATION (ENGINE TIMING)	T25 SWITCH CLUTCH CONTROL (ENGINE CONTROL)

Vehicle	alim.	kW	Date	Engine	 S10	 T10	 T20 - T23	 T22 - T25
---------	-------	----	------	--------	---	---	--	---

ENGINE				
1.1 i	Petrol	44	09/98->	HFZ (TU1JP), HFZ (TU1JP)

Engine	Information	S10	T10	T20 - T23	T22 - T25
All engines	-> 02/10/05, -> 30/09/02, LHD, RHD				7.1132 T22
All engines	-> 02/10/05, 01/10/02 ->, LHD				7.1192 T22

ENGINE				
1.4	Petrol	54	09/10-06/13	TU3AE5

Engine	Information	S10	T10	T20 - T23	T22 - T25
All engines	COL:grey, spanner size 21, switch press. 0.5 bar, thread M16x1.5	7.0116			
All engines	spanner size 22, thread M14x1.5		7.6217		
All engines	-ABS			7.1194	T20
All engines	+ABS			7.1197	T20
All engines					7.1192 T22

ENGINE				
1.4	Petrol	55	08/98->	KFV (TU3A), KFW (TU3JP), TU3A, TU3JP

Engine	Information	S10	T10	T20 - T23	T22 - T25
Eng. TU3A, TU3JP	COL:black, COL:grey, spanner size 21, switch press. 0.5 bar, thread M16x1.5	7.0116			
Eng. KFV (TU3A), KFW (TU3JP)		7.0130			
Eng. KFW (TU3JP), TU3A, TU3JP	-> 01/12/99, -> 28/11/99, COL:white, spanner size 22MM, thread M14x1.5		7.6099		
All engines	01/01/00 ->, 29/11/99 ->, spanner size 22, thread M14x1.5		7.6217		
Eng. KFW (TU3JP), TU3A, TU3JP	-> 01/10/02, -> 30/09/02			7.1091	T20
Eng. KFW (TU3JP)	-> 30/09/02, LHD, with control switch			7.1132	T20
Eng. KFW (TU3JP)	-> 30/09/02, RHD, with control switch			7.1184	T20
All engines	01/10/02 ->, 01/11/02 ->, ESPN, pole nr. 2			7.1194	T20
All engines	01/10/02 ->, 01/11/02 ->, ESPV, pole nr. 4			7.1197	T20
Eng. KFW (TU3JP)	-> 30/09/02, LHD, RHD				7.1132 T22
Eng. KFV (TU3A), KFW (TU3JP)	01/10/02 ->, LHD				7.1192 T22

ENGINE				
1.4 16V	Petrol	65	10/03->	ET3J4, KFU (ET3J4)

Engine	Information	S10	T10	T20 - T23	T22 - T25
Eng. ET3J4	COL:black, COL:grey, spanner size 21, switch press. 0.5 bar, thread M16x1.5	7.0116			
Eng. KFU (ET3J4)		7.0130			7.1192 T22
All engines	spanner size 22, thread M14x1.5		7.6217		
Eng. ET3J4	ESPN			7.1194	T20
All engines	ESPY			7.1197	T20

ENGINE				
1.4 BiFuel [ExtraEU]	Petrol/ Petroleum Gas (LPG)	55	07/02-02/07	TU3JP

Engine	Information	S10	T10	T20 - T23	T22 - T25
All engines	COL:black, spanner size 21, switch press. 0.6 bar, thread 16x1.50	7.0021			
All engines	COL:grey, spanner size 21, switch press. 0.5 bar, thread M16x1.5	7.0116			
All engines	spanner size 22, thread M14x1.5		7.6217		
All engines	-cruise control, -ESP			7.1194	T20
All engines	+cruise control, +ESP			7.1197	T20
All engines					7.1192 T22

ENGINE				
1.4 CNG	Petrol/ Natural Gas (CNG)	55	05/06-09/07	TU3AF

Engine	Information	S10	T10	T20 - T23	T22 - T25
All engines	COL:black, COL:grey, spanner size 21, switch press. 0.5 bar, thread M16x1.5	7.0116			
All engines	spanner size 22, thread M14x1.5		7.6217		
All engines				7.1197	T20

ENGINE				
1.4 HDi	Diesel	50	09/01->	8HX (DV4TD), 8HZ (DV4TD), DV4TD

Engine	Information	S10	T10	T20 - T23	T22 - T25
Eng. DV4TD	COL:black, COL:grey, spanner size 21, switch press. 0.5 bar, thread M16x1.5	7.0116			

S10 OIL PRESSURE WARNING LIGHT SWITCH	T10 REVERSING LIGHT SWITCH	T20 BRAKE LIGHT SWITCH
T22 SWITCH CLUTCH CONTROL (CRUISE CONTROL)	T23 SWITCH BRAKE ACTUATION (ENGINE TIMING)	T25 SWITCH CLUTCH CONTROL (ENGINE CONTROL)

FUNCTIONS ON THE VEHICLE

Vehicle	alim.	kW	Date	Engine	 S10	 T10	 T20 - T23	 T22 - T25
---------	-------	----	------	--------	---	---	--	---

ENGINE				
1.4 HDi	Diesel	50	09/01->	8HX (DV4TD), 8HZ (DV4TD), DV4TD

Engine	Information	S10	T10	T20 - T23	T22 - T25
Eng. 8HX (DV4TD), 8HZ (DV4TD)		7.0130			
All engines	spanner size 22, thread M14x1.5		7.6217		
Eng. 8HX (DV4TD), 8HZ (DV4TD)	-> 30/09/02			7.1091 T20	7.1132 T22
Eng. 8HX (DV4TD), 8HZ (DV4TD)	-> 30/09/02, LHD, with control switch			7.1132 T20	
Eng. 8HX (DV4TD), 8HZ (DV4TD)	-> 30/09/02, RHD, with control switch			7.1184 T20	
All engines	01/10/02 ->, ESPN, pole nr. 2			7.1194 T20	
All engines	01/10/02 ->, ESPY, pole nr. 4			7.1197 T20	
Eng. 8HX (DV4TD), 8HZ (DV4TD)	01/10/02 ->				7.1192 T22

ENGINE				
1.4 HDi	Diesel	51	09/02-02/07	8HX (DV4TD), DV4TD

Engine	Information	S10	T10	T20 - T23	T22 - T25
Eng. DV4TD	COL:grey, spanner size 21, switch press. 0.5 bar, thread M16x1.5	7.0116			
Eng. 8HX (DV4TD)		7.0130	7.6217		
Eng. DV4TD	COL:grey		7.6218		
Eng. 8HX (DV4TD)	-> 30/09/02			7.1091 T20	7.1132 T22
Eng. 8HX (DV4TD)	-> 30/09/02, LHD, with control switch			7.1132 T20	
Eng. DV4TD	-> 01/03/04			7.1132 T23	
Eng. 8HX (DV4TD)	-> 30/09/02, RHD, with control switch			7.1184 T20	
Eng. DV4TD	01/04/04 ->			7.1192 T23	
All engines	+cruise control, 01/10/02 ->, pole nr. 2			7.1194 T20	
All engines	01/10/02 ->, -cruise control, pole nr. 4			7.1197 T20	
Eng. 8HX (DV4TD)	01/10/02 ->				7.1192 T22

ENGINE				
1.4 HDi eco 70	Diesel	50	09/01->	8HX (DV4TD), 8HZ (DV4TD), DV4TD

Engine	Information	S10	T10	T20 - T23	T22 - T25
Eng. DV4TD	COL:black, COL:grey, spanner size 21, switch press. 0.5 bar, thread M16x1.5	7.0116			
Eng. 8HX (DV4TD), 8HZ (DV4TD)		7.0130			
All engines	spanner size 22, thread M14x1.5		7.6217		
Eng. 8HX (DV4TD), 8HZ (DV4TD)	-> 30/09/02			7.1091 T20	7.1132 T22
Eng. 8HX (DV4TD), 8HZ (DV4TD)	-> 30/09/02, LHD, with control switch			7.1132 T20	
Eng. 8HX (DV4TD), 8HZ (DV4TD)	-> 30/09/02, RHD, with control switch			7.1184 T20	
All engines	01/10/02 ->, -ABS, ESPN, pole nr. 2			7.1194 T20	
All engines	+ABS, 01/10/02 ->, ESPY, pole nr. 4			7.1197 T20	
Eng. 8HX (DV4TD), 8HZ (DV4TD)	01/10/02 ->				7.1192 T22

ENGINE				
1.4 i	Petrol	55	09/98->	K6C (TU3JP), K6D (TU3A), K6D (TU3JP), KFW (TU3A), KFW (TU3JP), KFX (TU3JP), TU3AF

Engine	Information	S10	T10	T20 - T23	T22 - T25
Eng. K6C (TU3JP), K6D (TU3JP), KFX (TU3JP)		7.0021			
Eng. K6D (TU3A), KFW (TU3A), KFW (TU3JP), TU3AF		7.0130			
Eng. K6C (TU3JP), K6D (TU3JP), KFW (TU3JP), KFX (TU3JP)	-> 28/11/99		7.6099		
All engines	29/11/99 ->		7.6217		
Eng. K6C (TU3JP), K6D (TU3JP), KFW (TU3JP), KFX (TU3JP)	-> 30/09/02			7.1091 T20	
Eng. K6C (TU3JP), K6D (TU3JP), KFW (TU3JP), KFX (TU3JP)	-> 30/09/02, LHD, with control switch			7.1132 T20	
Eng. K6C (TU3JP), K6D (TU3JP), KFW (TU3JP), KFX (TU3JP)	-> 30/09/02, RHD, with control switch			7.1184 T20	
All engines	01/10/02 ->, pole nr. 2			7.1194 T20	
All engines	01/10/02 ->, pole nr. 4			7.1197 T20	
Eng. K6C (TU3JP), K6D (TU3JP), KFW (TU3JP), KFX (TU3JP)	-> 30/09/02, LHD, RHD				7.1132 T22
All engines	01/10/02 ->, LHD				7.1192 T22

S10	OIL PRESSURE WARNING LIGHT SWITCH	T10	REVERSING LIGHT SWITCH	T20	BRAKE LIGHT SWITCH
T22	SWITCH CLUTCH CONTROL (CRUISE CONTROL)	T23	SWITCH BRAKE ACTUATION (ENGINE TIMING)	T25	SWITCH CLUTCH CONTROL (ENGINE CONTROL)

Vehicle	alim.	kW	Date	Engine	 S10	 T10	 T20 - T23	 T22 - T25
---------	-------	----	------	--------	---	---	--	---

ENGINE				
1.4 LPG	Petrol/ Petro- leum Gas (LPG)	55	05/06-09/07	TU3JP

Engine	Information	S10	T10	T20 - T23	T22 - T25
All engines	COL:black, spanner size 21, switch press. 0.6 bar, thread 16X1.50	7.0021			
All engines	COL:grey		7.6218		
All engines				7.1197 T20	7.1192 T22

ENGINE				
1.6	Petrol	65	09/98-09/04	TU5JP

Engine	Information	S10	T10	T20 - T23	T22 - T25
All engines	COL:black, spanner size 21, switch press. 0.6 bar, thread 16X1.50	7.0021			
All engines	-> 01/12/99, COL:white, spanner size 22MM, t.tnr. MA, thread M14x1.5		7.6099		
All engines	-> 01/11/99, COL:white, spanner size 22, t.tnr. BE4R, thread M14x1.5		7.6108		
All engines	01/01/00 ->, spanner size 22, t.tnr. MA, thread M14x1.5		7.6217		
All engines	01/12/99 ->, COL:grey, t.tnr. BE4R		7.6218		
All engines	+driving school cars, -> 01/09/02, aut., LHD, man., RHD			7.1091 T20	
All engines	+driving school cars, -> 01/01/02, aut., LHD, man.			7.1132 T23	
All engines	man., RHD			7.1184 T23	
All engines	+driving school cars, 01/02/02 ->			7.1192 T23	
All engines	+driving school cars, 01/10/02 ->, -ESP, man., RHD			7.1194 T20	
All engines	+driving school cars, +ESP, 01/10/02 ->, aut., LHD, man., RHD			7.1197 T20	
All engines					7.1132 T22

ENGINE				
1.6	Petrol	81	09/01-12/08	NFU (TU5JP4)

Engine	Information	S10	T10	T20 - T23	T22 - T25
All engines		7.0130			
All engines	t.tnr. MA		7.6217		
All engines	t.tnr. BE4R		7.6218		
All engines	-> 30/09/02			7.1091 T20	7.1132 T22
All engines	-> 30/09/02, LHD, with control switch			7.1132 T20	
All engines	-> 30/09/02, RHD, with control switch			7.1184 T20	
All engines	01/10/02 ->, pole nr. 2			7.1194 T20	
All engines	01/10/02 ->, pole nr. 4			7.1197 T20	
All engines	01/10/02 ->				7.1192 T22

ENGINE				
1.6 16V	Petrol	79	06/01-04/09	TU5JP4

Engine	Information	S10	T10	T20 - T23	T22 - T25
All engines	COL:black, COL:grey, spanner size 21, switch press. 0.5 bar, thread M16x1.5	7.0116			
All engines	spanner size 22, thread M14x1.5		7.6217		
All engines	-> 01/10/02			7.1091 T20	
All engines	01/11/02 ->, ESPN			7.1194 T20	
All engines	01/11/02 ->, ESPY			7.1197 T20	

ENGINE				
1.6 16V	Petrol	80	09/00->	N6A (TU5JP4), NFU (TU5JP4), TU5JP4

Engine	Information	S10	T10	T20 - T23	T22 - T25
Eng. TU5JP4	COL:black, COL:grey, spanner size 21, switch press. 0.5 bar, thread M16x1.5	7.0116			
Eng. N6A (TU5JP4), NFU (TU5JP4)		7.0130			
All engines	spanner size 22, t.tnr. MA, thread M14x1.5		7.6217		
All engines	COL:grey, t.tnr. BE4/BE4R, t.tnr. BE4R		7.6218		
All engines	+driving school cars, -> 01/09/02, -> 01/10/02, -> 30/09/02, aut., man.			7.1091 T20	
Eng. N6A (TU5JP4), NFU (TU5JP4)	-> 30/09/02, LHD, with control switch			7.1132 T20	
Eng. TU5JP4	aut.			7.1132 T23	
Eng. N6A (TU5JP4), NFU (TU5JP4)	-> 30/09/02, RHD, with control switch			7.1184 T20	
Eng. TU5JP4	man.			7.1184 T23	
Eng. TU5JP4	+driving school cars			7.1192 T23	
All engines	+driving school cars, 01/10/02 ->, 01/11/02 ->, -ESP, ESPN, man., pole nr. 2			7.1194 T20	

S10	OIL PRESSURE WARNING LIGHT SWITCH	T10	REVERSING LIGHT SWITCH	T20	BRAKE LIGHT SWITCH
T22	SWITCH CLUTCH CONTROL (CRUISE CONTROL)	T23	SWITCH BRAKE ACTUATION (ENGINE TIMING)	T25	SWITCH CLUTCH CONTROL (ENGINE CONTROL)

FUNCTIONS ON THE VEHICLE

Vehicle	alim.	kW	Date	Engine	FUNCTIONS ON THE VEHICLE			
					S10	T10	T20 - T23	T22 - T25
1.6 16V	Petrol	80	09/00->	ENGINE N6A (TU5JP4), NFU (TU5JP4), TU5JP4				
Engine	Information			S10	T10	T20 - T23	T22 - T25	
All engines	+driving school cars, +ESP, 01/10/02 ->, 01/11/02 ->, aut., ESPY, man., pole nr. 4					7.1197 T20		
All engines	-> 01/09/02, -> 30/09/02						7.1132 T22	
All engines	01/10/02 ->						7.1192 T22	
1.6 BiFuel	Petrol/ Petro- leum Gas (LPG)	80	07/00-04/09	ENGINE TU5JP4				
Engine	Information			S10	T10	T20 - T23	T22 - T25	
All engines	COL:black, COL:grey, spanner size 21, switch press. 0.5 bar, thread M16x1.5			7.0116				
All engines	spanner size 22, thread M14x1.5				7.6217			
All engines	COL:grey				7.6218			
All engines	-> 01/10/02					7.1091 T20		
All engines	01/11/02 ->, ESPN					7.1194 T20		
All engines	01/11/02 ->, ESPY					7.1197 T20		
1.6 HDi 110	Diesel	80	05/04->	ENGINE 9HY (DV6TED4), 9HZ (DV6TED4), DV6TED4				
Engine	Information			S10	T10	T20 - T23	T22 - T25	
Eng. DV6TED4	COL:black, COL:grey, spanner size 21, switch press. 0.5 bar, thread M16x1.5			7.0116				
Eng. 9HY (DV6TED4), 9HZ (DV6TED4)				7.0130	7.6218		7.1192 T22	
All engines	ESPN, pole nr. 2					7.1194 T20		
All engines	ESPY, pole nr. 4					7.1197 T20		
1.6 i	Petrol	65	09/98-12/00	ENGINE NFZ (TU5JP)				
Engine	Information			S10	T10	T20 - T23	T22 - T25	
All engines				7.0021		7.1091 T20	7.1132 T22	
All engines	-> 28/11/99				7.6099			
All engines	29/11/99 ->				7.6217			
All engines	LHD, with control switch					7.1132 T20		
All engines	RHD, with control switch					7.1184 T20		
1.6 LPG	Bi-Fuel	80	07/02->	ENGINE NFU (TU5JP4)				
Engine	Information			S10	T10	T20 - T23	T22 - T25	
All engines				7.0130				
All engines	t.tnr. MA				7.6217			
All engines	t.tnr. BE4R				7.6218			
All engines	-> 30/09/02					7.1091 T20	7.1132 T22	
All engines	-> 30/09/02, LHD, with control switch					7.1132 T20		
All engines	-> 30/09/02, RHD, with control switch					7.1184 T20		
All engines	01/10/02 ->, pole nr. 2					7.1194 T20		
All engines	01/10/02 ->, pole nr. 4					7.1197 T20		
All engines	01/10/02 ->						7.1192 T22	
1.9	Diesel	51	08/98-03/04	ENGINE DW8, DW8B				
Engine	Information			S10	T10	T20 - T23	T22 - T25	
All engines	COL:black, COL:grey, spanner size 21, switch press. 0.5 bar, thread M16x1.5			7.0116				
All engines	-> 01/11/99, COL:white, spanner size 22, t.tnr. BE4/BE4R, thread M14x1.5				7.6108			
All engines	01/12/99 ->, COL:grey, t.tnr. BE4R				7.6218			
All engines	-> 01/09/02					7.1091 T20		
All engines	+driving school cars, -> 01/01/02, -for driving school cars, LHD					7.1132 T23		
All engines	-for driving school cars, RHD					7.1184 T23		
All engines	+driving school cars, 01/02/02 ->					7.1192 T23		
All engines	01/10/02 ->, -cruise control, -ESP					7.1194 T20		
All engines	+cruise control, +ESP, 01/10/02 ->					7.1197 T20		
All engines	-> 01/09/02, LHD						7.1132 T22	
All engines	01/10/02 ->, LHD, RHD						7.1192 T22	

S10	OIL PRESSURE WARNING LIGHT SWITCH	T10	REVERSING LIGHT SWITCH	T20	BRAKE LIGHT SWITCH
T22	SWITCH CLUTCH CONTROL (CRUISE CONTROL)	T23	SWITCH BRAKE ACTUATION (ENGINE TIMING)	T25	SWITCH CLUTCH CONTROL (ENGINE CONTROL)

Vehicle	alim.	kW	Date	Engine	 S10	 T10	 T20 - T23	 T22 - T25
---------	-------	----	------	--------	---	---	--	---

ENGINE				
1.9 D	Diesel	51	09/98-05/07	DW8, DW8B, WJY (DW8B), WJZ (DW8)

Engine	Information	S10	T10	T20 - T23	T22 - T25
Eng. DW8, DW8B	COL:grey, spanner size 21, switch press. 0.5 bar, thread M16x1.5	7.0116			
Eng. WJY (DW8B), WJZ (DW8)		7.0130			
All engines	-> 01/11/99, -> 28/11/99, COL:white, spanner size 22, t.tnr. BE4, t.tnr. BE4R, thread M14x1.5		7.6108		
All engines	01/12/99 ->, 29/11/99 ->, COL:grey, t.tnr. BE4R		7.6218		
All engines	-> 01/09/02, -> 30/09/02			7.1091 T20	
Eng. WJY (DW8B), WJZ (DW8)	-> 30/09/02, LHD, with control switch			7.1132 T20	
Eng. WJY (DW8B), WJZ (DW8)	-> 30/09/02, RHD, with control switch			7.1184 T20	
Eng. DW8, DW8B, WJY (DW8B)	01/10/02 ->, -ESP, pole nr. 2			7.1194 T20	
Eng. DW8, DW8B, WJY (DW8B)	+ESP, 01/10/02 ->, pole nr. 4			7.1197 T20	
All engines	-> 01/09/02, -> 30/09/02, LHD				7.1132 T22
All engines	01/10/02 ->, LHD, RHD				7.1192 T22

ENGINE				
2.0 16V	Petrol	100	07/02-02/07	EW10J4, RFN (EW10J4)

Engine	Information	S10	T10	T20 - T23	T22 - T25
Eng. EW10J4	COL:black, COL:grey, spanner size 21, switch press. 0.5 bar, thread M16x1.5	7.0116			
Eng. RFN (EW10J4)		7.0130			
Eng. RFN (EW10J4)	t.tnr. BE4		7.6108		
All engines	COL:grey, t.tnr. BE4R		7.6218		
All engines	-> 01/10/02, -> 30/09/02			7.1091 T20	
Eng. RFN (EW10J4)	-> 30/09/02, LHD, with control switch			7.1132 T20	
Eng. RFN (EW10J4)	-> 30/09/02, RHD, with control switch			7.1184 T20	
All engines	01/10/02 ->, 01/11/02 ->, ESPN, pole nr. 2			7.1194 T20	
All engines	01/10/02 ->, 01/11/02 ->, ESPY, pole nr. 4			7.1197 T20	
Eng. RFN (EW10J4)	-> 30/09/02				7.1132 T22
Eng. RFN (EW10J4)	01/10/02 ->				7.1192 T22

ENGINE				
2.0 HDi	Diesel	66	07/02->	DW10TD, RHY (DW10TD)

Engine	Information	S10	T10	T20 - T23	T22 - T25
Eng. DW10TD	COL:black, COL:grey, spanner size 21, switch press. 0.5 bar, thread M16x1.5	7.0116			
Eng. RHY (DW10TD)		7.0130			
Eng. RHY (DW10TD)	-> 28/11/99, t.tnr. BE4, t.tnr. BE4R		7.6108		
Eng. RHY (DW10TD)	29/11/99 ->, t.tnr. BE4R		7.6218		
All engines	-> 01/10/02, -> 30/09/02			7.1091 T20	
Eng. RHY (DW10TD)	-> 30/09/02, LHD, with control switch			7.1132 T20	
Eng. RHY (DW10TD)	-> 30/09/02, RHD, with control switch			7.1184 T20	
All engines	01/10/02 ->, 01/11/02 ->, ESPN, pole nr. 2			7.1194 T20	
All engines	01/10/02 ->, 01/11/02 ->, ESPY, pole nr. 4			7.1197 T20	
Eng. RHY (DW10TD)	-> 30/09/02, LHD				7.1132 T22
Eng. RHY (DW10TD)	01/10/02 ->, LHD, RHD				7.1192 T22

ENGINE				
2.0 HDi 90	Diesel	66	12/99->	DW10TD, RHY (DW10TD)


Engine	Information	S10	T10	T20 - T23	T22 - T25
Eng. DW10TD	COL:black, COL:grey, spanner size 21, switch press. 0.5 bar, thread M16x1.5	7.0116			
Eng. RHY (DW10TD)		7.0130			
Eng. RHY (DW10TD)	-> 28/11/99, t.tnr. BE4, t.tnr. BE4R		7.6108		
Eng. RHY (DW10TD)	29/11/99 ->, t.tnr. BE4R		7.6218		
All engines	-> 01/10/02, -> 30/09/02			7.1091 T20	
Eng. RHY (DW10TD)	-> 30/09/02, LHD, with control switch			7.1132 T20	
Eng. RHY (DW10TD)	-> 30/09/02, RHD, with control switch			7.1184 T20	
All engines	01/10/02 ->, 01/11/02 ->, ESPN, pole nr. 2			7.1194 T20	
All engines	01/10/02 ->, 01/11/02 ->, ESPY, pole nr. 4			7.1197 T20	
Eng. RHY (DW10TD)	-> 30/09/02, LHD				7.1132 T22
Eng. RHY (DW10TD)	01/10/02 ->, LHD, RHD				7.1192 T22

ENGINE				
2.0 RC	Petrol	130	07/03->	EW10J4S, RFK (EW10J4S)

Engine	Information	S10	T10	T20 - T23	T22 - T25
Eng. EW10J4S	COL:black, COL:grey, spanner size 21, switch press. 0.5 bar, thread M16x1.5	7.0116			

S10	OIL PRESSURE WARNING LIGHT SWITCH	T10	REVERSING LIGHT SWITCH	T20	BRAKE LIGHT SWITCH
T22	SWITCH CLUTCH CONTROL (CRUISE CONTROL)	T23	SWITCH BRAKE ACTUATION (ENGINE TIMING)	T25	SWITCH CLUTCH CONTROL (ENGINE CONTROL)

FUNCTIONS ON THE VEHICLE

Vehicle	alim.	kW	Date	Engine	 S10	 T10	 T20 - T23	 T22 - T25
---------	-------	----	------	--------	---	---	--	---

ENGINE				
2.0 RC	Petrol	130	07/03->	EW10J4S, RFK (EW10J4S)

Engine	Information	S10	T10	T20 - T23	T22 - T25
Eng. RFK (EW10J4S)		7.0130			7.1192 T22
Eng. RFK (EW10J4S)	t.tnr. BE4		7.6108		
All engines	COL:grey, t.tnr. BE4R		7.6218		
All engines				7.1197 T20	

ENGINE				
2.0 S16	Petrol	100	06/99->	EW10J4, RFN (EW10J4), RFR (DEW10J4)

Engine	Information	S10	T10	T20 - T23	T22 - T25
Eng. EW10J4	COL:black, COL:grey, spanner size 21, switch press. 0.5 bar, thread M16x1.5	7.0116			
Eng. RFN (EW10J4), RFR (DEW10J4)		7.0130			
Eng. RFN (EW10J4), RFR (DEW10J4)	-> 28/11/99, t.tnr. BE4, t.tnr. BE4R		7.6108		
All engines	29/11/99 ->, COL:grey, t.tnr. BE4R		7.6218		
All engines	-> 01/10/02, -> 30/09/02			7.1091 T20	
Eng. RFN (EW10J4), RFR (DEW10J4)	-> 30/09/02, LHD, with control switch			7.1132 T20	
Eng. RFN (EW10J4), RFR (DEW10J4)	-> 30/09/02, RHD, with control switch			7.1184 T20	
Eng. EW10J4, RFN (EW10J4)	01/10/02 ->, 01/11/02 ->, ESPN, pole nr. 2			7.1194 T20	
Eng. EW10J4, RFN (EW10J4)	01/10/02 ->, 01/11/02 ->, ESPY, pole nr. 4			7.1197 T20	
Eng. RFN (EW10J4), RFR (DEW10J4)	-> 30/09/02				7.1132 T22
Eng. RFN (EW10J4)	01/10/02 ->				7.1192 T22

ENGINE				
2.0 S16	Petrol	99	04/99-10/00	EW10J4, RFR (DEW10J4)

Engine	Information	S10	T10	T20 - T23	T22 - T25
Eng. EW10J4	COL:black, COL:grey, spanner size 21, switch press. 0.5 bar, thread M16x1.5	7.0116			
Eng. RFR (DEW10J4)		7.0130			7.1132 T22
Eng. RFR (DEW10J4)	-> 28/11/99, t.tnr. BE4, t.tnr. BE4R		7.6108		
All engines	29/11/99 ->, COL:grey, t.tnr. BE4R		7.6218		
All engines				7.1091 T20	
Eng. RFR (DEW10J4)	LHD, with control switch			7.1132 T20	
Eng. RFR (DEW10J4)	RHD, with control switch			7.1184 T20	

206+

ENGINE				
1.1	Petrol	44	01/09->	HFX (TU1A), HFX (TU1JP), TU1A, TU1AE5

Engine	Information	S10	T10	T20 - T23	T22 - T25
Eng. TU1A	COL:grey, spanner size 21, switch press. 0.5 bar, thread M16x1.5	7.0116			
Eng. HFX (TU1A), HFX (TU1JP), TU1AE5		7.0130			
All engines	spanner size 22, thread M14x1.5		7.6217		
All engines	-ABS, pole nr. 2			7.1194 T20	
All engines	+ABS, pole nr. 4			7.1197 T20	
All engines					7.1192 T22




ENGINE				
1.1 LPG	Petrol/ Petro- leum Gas (LPG)	44	04/09-06/13	TU1A

Engine	Information	S10	T10	T20 - T23	T22 - T25
All engines	COL:grey, spanner size 21, switch press. 0.5 bar, thread M16x1.5	7.0116			
All engines	spanner size 22, thread M14x1.5		7.6217		
All engines	-ABS			7.1194 T20	
All engines	+ABS			7.1197 T20	
All engines					7.1192 T22

ENGINE				
1.4 HDi	Diesel	50	06/10->	DV4C

Engine	Information	S10	T10	T20 - T23	T22 - T25
All engines		7.0130	7.6217		7.1192 T22
All engines	pole nr. 2			7.1194 T20	
All engines	pole nr. 4			7.1197 T20	

S10	OIL PRESSURE WARNING LIGHT SWITCH	T10	REVERSING LIGHT SWITCH	T20	BRAKE LIGHT SWITCH
T22	SWITCH CLUTCH CONTROL (CRUISE CONTROL)	T23	SWITCH BRAKE ACTUATION (ENGINE TIMING)	T25	SWITCH CLUTCH CONTROL (ENGINE CONTROL)

Vehicle	alim.	kW	Date	Engine	 S10	 T10	 T20 - T23	 T22 - T25
---------	-------	----	------	--------	---	---	--	---

ENGINE				
1.4 HdI eco 70	Diesel	50	01/09->	8HX (DV4TD), 8HZ (DV4TD), DV4C, DV4TD

Engine	Information	S10	T10	T20 - T23	T22 - T25
Eng. DV4C, DV4TD	COL:grey, spanner size 21, switch press. 0.5 bar, thread M16x1.5	7.0116			
Eng. 8HX (DV4TD), 8HZ (DV4TD)		7.0130			
All engines	spanner size 22, thread M14x1.5		7.6217		
All engines	-ABS, pole nr. 2			7.1194	T20
All engines	+ABS, pole nr. 4			7.1197	T20
All engines					7.1192 T22

ENGINE				
1.4 i	Petrol	54	09/10->	KFT (TU3A)

Engine	Information	S10	T10	T20 - T23	T22 - T25
All engines		7.0130	7.6217		7.1192 T22
All engines	pole nr. 2			7.1194	T20
All engines	pole nr. 4			7.1197	T20

ENGINE				
1.4 i	Petrol	55	01/09->	K6D (TU3A), KfV (TU3A), KfW (TU3A), TU3A, TU3AE5

Engine	Information	S10	T10	T20 - T23	T22 - T25
Eng. TU3A	COL:grey, spanner size 21, switch press. 0.5 bar, thread M16x1.5	7.0116			
Eng. K6D (TU3A), KfV (TU3A), KfW (TU3A), TU3AE5		7.0130			
All engines	spanner size 22, thread M14x1.5		7.6217		
All engines	-ABS, pole nr. 2			7.1194	T20
All engines	+ABS, pole nr. 4			7.1197	T20
All engines					7.1192 T22

ENGINE				
1.6 16V	Petrol	80	07/10->	NFU (TU5JP4)

Engine	Information	S10	T10	T20 - T23	T22 - T25
All engines		7.0130			
All engines	pole nr. 2			7.1194	T20
All engines	pole nr. 4			7.1197	T20

207

ENGINE				
1.4	Petrol	53	02/06->	KfV (TU3A), TU3A, TU3AE5

Engine	Information	S10	T10	T20 - T23	T22 - T25
Eng. TU3A, TU3AE5	COL:black, COL:grey, spanner size 21, switch press. 0.5 bar, thread M16x1.5	7.0116			
Eng. KfV (TU3A)		7.0130			7.1210 T22
All engines	no specific info conc. application available, spanner size 22, thread M14x1.5		7.6217		
Eng. KfV (TU3A)	no specific info conc. application available		7.6218		
All engines	-> 31/10/10, 15/04/08 ->			7.1213	T20
Eng. KfV (TU3A)	-> 14/04/08, kit			7.1213K	T20
Eng. KfV (TU3A)	01/11/10 ->			7.1283	T20

ENGINE				
1.4	Petrol	54	06/07->	KfT (TU3A), KfV (TU3A), TU3A, TU3AE5

Engine	Information	S10	T10	T20 - T23	T22 - T25
Eng. TU3A, TU3AE5	COL:black, COL:grey, spanner size 21, switch press. 0.5 bar, thread M16x1.5	7.0116			
Eng. KfT (TU3A), KfV (TU3A)		7.0130			
All engines	no specific info conc. application available, spanner size 22, t.tnr. MA, thread M14x1.5		7.6217		
Eng. KfT (TU3A), KfV (TU3A), TU3A	COL:grey, no specific info conc. application available, t.tnr. BE4R		7.6218		
All engines	+cruise control, +driving school cars, -> 01/10/10, -> 31/10/10, 01/12/07 ->, 15/04/08 ->, -cruise control, -for driving school cars, t.tnr. BE4R, t.tnr. BE4R/MA, t.tnr. MA			7.1213	T20
Eng. KfT (TU3A), KfV (TU3A), TU3A	-> 01/11/07, -> 14/04/08, -for driving school cars, kit, t.tnr. BE4R, with cable			7.1213K	T20
Eng. KfT (TU3A), KfV (TU3A), TU3AE5	01/11/10 ->			7.1283	T20
Eng. KfT (TU3A), KfV (TU3A), TU3A	COL:grey				7.1210 T22
Eng. TU3AE5	COL:grey				7.1210 T25

S10 OIL PRESSURE WARNING LIGHT SWITCH	T10 REVERSING LIGHT SWITCH	T20 BRAKE LIGHT SWITCH
T22 SWITCH CLUTCH CONTROL (CRUISE CONTROL)	T23 SWITCH BRAKE ACTUATION (ENGINE TIMING)	T25 SWITCH CLUTCH CONTROL (ENGINE CONTROL)

FUNCTIONS ON THE VEHICLE

Vehicle	alim.	kW	Date	Engine	 S10	 T10	 T20 - T23	 T22 - T25
---------	-------	----	------	--------	---	---	--	---

ENGINE				
1.4	Petrol	55	08/08->	KFV (TU3A), KFW (TU3A), TU3A

Engine	Information	S10	T10	T20 - T23	T22 - T25
Eng. TU3A	COL:grey, spanner size 21, switch press. 0.5 bar, thread M16x1.5	7.0116			
Eng. KFV (TU3A), KFW (TU3A)		7.0130			
All engines	no specific info conc. application available, spanner size 22, t.tnr. MA, thread M14x1.5		7.6217		
All engines	COL:grey, no specific info conc. application available, t.tnr. BE4R		7.6218		
All engines	+cruise control, -> 01/10/10, -> 31/10/10, 15/04/08 ->, -cruise control			7.1213 T20	
Eng. KFV (TU3A), KFW (TU3A)	-> 14/04/08, kit			7.1213K T20	
All engines	01/11/10 ->			7.1283 T20	
All engines	COL:grey				7.1210 T22

ENGINE				
1.4 16V	Petrol	65	02/06->	ET3J4, KFU (ET3J4)

Engine	Information	S10	T10	T20 - T23	T22 - T25
Eng. ET3J4	COL:black, COL:grey, spanner size 21, switch press. 0.5 bar, thread M16x1.5	7.0116			
Eng. KFU (ET3J4)		7.0130			7.1210 T22
All engines	no specific info conc. application available, spanner size 22, thread M14x1.5		7.6217		
Eng. KFU (ET3J4)	no specific info conc. application available		7.6218		
All engines	-> 31/10/10, 15/04/08 ->			7.1213 T20	
Eng. KFU (ET3J4)	-> 14/04/08, kit			7.1213K T20	
Eng. KFU (ET3J4)	01/11/10 ->			7.1283 T20	

ENGINE				
1.4 16V	Petrol	70	06/07->	8FS (EP3), EP3, EP3C

Engine	Information	S10	T10	T20 - T23	T22 - T25
Eng. EP3, EP3C	COL:black, COL:grey, spanner size 21, switch press. 0.5 bar, thread M16x1.5	7.0116			
Eng. 8FS (EP3)		7.0130			
All engines	no specific info conc. application available, spanner size 22, thread M14x1.5		7.6217		
Eng. 8FS (EP3), EP3C	no specific info conc. application available		7.6218		
All engines	-> 31/10/10, 15/04/08 ->			7.1213 T20	
Eng. 8FS (EP3), EP3C	-> 14/04/08, kit			7.1213K T20	
Eng. 8FS (EP3), EP3C	01/11/10 ->			7.1283 T20	
All engines					7.1210 T22



ENGINE				
1.4 16V	Petrol	72	10/09->	8FR (EP3), EP3C

Engine	Information	S10	T10	T20 - T23	T22 - T25
Eng. EP3C	COL:black, COL:grey, spanner size 21, switch press. 0.5 bar, thread M16x1.5	7.0116			
Eng. 8FR (EP3)		7.0130			
All engines	no specific info conc. application available, spanner size 22, t.tnr. MA, thread M14x1.5		7.6217		
All engines	COL:grey, no specific info conc. application available, t.tnr. BE4R		7.6218		
All engines	+cruise control, +driving school cars, -> 01/10/10, -> 31/10/10, 15/04/08 ->, -cruise control, -for driving school cars			7.1213 T20	
Eng. 8FR (EP3)	-> 14/04/08, kit			7.1213K T20	
All engines	01/11/10 ->, -for driving school cars			7.1283 T20	
All engines	COL:grey				7.1210 T22

ENGINE				
1.4 BiFuel	Petrol/ Petroleum Gas (LPG)	54	08/07-12/13	TU3A

Engine	Information	S10	T10	T20 - T23	T22 - T25
All engines	COL:black, COL:grey, spanner size 21, switch press. 0.5 bar, thread M16x1.5	7.0116			
All engines	spanner size 22, t.tnr. MA, thread M14x1.5		7.6217		
All engines	COL:grey, t.tnr. BE4R		7.6218		
All engines	+cruise control, -cruise control			7.1213 T20	
All engines	COL:grey				7.1210 T22

S10	OIL PRESSURE WARNING LIGHT SWITCH	T10	REVERSING LIGHT SWITCH	T20	BRAKE LIGHT SWITCH
T22	SWITCH CLUTCH CONTROL (CRUISE CONTROL)	T23	SWITCH BRAKE ACTUATION (ENGINE TIMING)	T25	SWITCH CLUTCH CONTROL (ENGINE CONTROL)

Vehicle	alim.	kW	Date	Engine	 S10	 T10	 T20 - T23	 T22 - T25
---------	-------	----	------	--------	---	---	--	---

ENGINE				
1.4 Flex	Petrol/ Ethanol	60	11/08->	KFW (TU3A)

Engine	Information	S10	T10	T20 - T23	T22 - T25
All engines		7.0130			7.1210 T22
All engines	no specific info conc. application available		7.6217, 7.6218		
All engines	-> 31/10/10, 15/04/08 ->			7.1213 T20	
All engines	-> 14/04/08, kit			7.1213K T20	
All engines	01/11/10 ->			7.1283 T20	

ENGINE				
1.4 HdI	Diesel	50	02/06->	8HR (DV4C), 8HZ (DV4TD), DV4C, DV4TD

Engine	Information	S10	T10	T20 - T23	T22 - T25
Eng. DV4C, DV4TD	COL:black, COL:grey, spanner size 21, switch press. 0.5 bar, thread M16x1.5	7.0116			
Eng. 8HR (DV4C), 8HZ (DV4TD)		7.0130			
All engines	no specific info conc. application available, spanner size 22, t.tnr. MA, thread M14x1.5		7.6217		
All engines	COL:grey, no specific info conc. application available, t.tnr. BE4R		7.6218		
All engines	+cruise control, -> 31/10/10, 15/04/08 ->, -cruise control			7.1213 T20	
Eng. 8HR (DV4C), 8HZ (DV4TD)	-> 14/04/08, kit			7.1213K T20	
Eng. 8HR (DV4C), 8HZ (DV4TD)	01/11/10 ->			7.1283 T20	
All engines	COL:grey				7.1210 T22

ENGINE				
1.4 LPG	Petrol/ Petroleum Gas (LPG)	54	08/07-12/12	TU3A

Engine	Information	S10	T10	T20 - T23	T22 - T25
All engines	COL:black, COL:grey, spanner size 21, switch press. 0.5 bar, thread M16x1.5	7.0116			
All engines	spanner size 22, thread M14x1.5		7.6217		
All engines				7.1213 T20	

ENGINE				
1.6	Petrol	78	01/10->	NFU (TU5JP4)

Engine	Information	S10	T10	T20 - T23	T22 - T25
All engines		7.0130			7.1210 T22
All engines	no specific info conc. application available		7.6217, 7.6218		
All engines	-> 31/10/10, 15/04/08 ->			7.1213 T20	
All engines	-> 14/04/08, kit			7.1213K T20	
All engines	01/11/10 ->			7.1283 T20	

ENGINE				
1.6	Petrol	81	08/08->	N6A (TU5JP4)

Engine	Information	S10	T10	T20 - T23	T22 - T25
All engines		7.0130			7.1210 T22
All engines	no specific info conc. application available		7.6217, 7.6218		
All engines	-> 31/10/10, 15/04/08 ->			7.1213 T20	
All engines	-> 14/04/08, kit			7.1213K T20	
All engines	01/11/10 ->			7.1283 T20	

ENGINE				
1.6 16V	Petrol	80	02/06->	NFU (TU5JP4), TU5JP4

Engine	Information	S10	T10	T20 - T23	T22 - T25
Eng. TU5JP4	COL:black, COL:grey, spanner size 21, switch press. 0.5 bar, thread M16x1.5	7.0116			
Eng. NFU (TU5JP4)		7.0130			7.1210 T22
All engines	no specific info conc. application available, spanner size 22, thread M14x1.5		7.6217		
Eng. NFU (TU5JP4)	no specific info conc. application available		7.6218		
All engines	-> 31/10/10, 15/04/08 ->			7.1213 T20	
Eng. NFU (TU5JP4)	-> 14/04/08, kit			7.1213K T20	
Eng. NFU (TU5JP4)	01/11/10 ->			7.1283 T20	

S10 OIL PRESSURE WARNING LIGHT SWITCH	T10 REVERSING LIGHT SWITCH	T20 BRAKE LIGHT SWITCH
T22 SWITCH CLUTCH CONTROL (CRUISE CONTROL)	T23 SWITCH BRAKE ACTUATION (ENGINE TIMING)	T25 SWITCH CLUTCH CONTROL (ENGINE CONTROL)

FUNCTIONS ON THE VEHICLE

Vehicle	alim.	kW	Date	Engine	 S10	 T10	 T20 - T23	 T22 - T25
---------	-------	----	------	--------	---	---	--	---

ENGINE				
1.6 16V	Petrol	88	06/07->	SFS (EP6C), 5FW (EP6), EP6, EP6C

Engine	Information	S10	T10	T20 - T23	T22 - T25
Eng. EP6, EP6C	COL:black, COL:grey, spanner size 21, switch press. 0.5 bar, thread M16x1.5	7.0116			
Eng. 5FW (EP6)		7.0130			
All engines	no specific info conc. application available, spanner size 22, thread M14x1.5		7.6217		
Eng. 5FS (EP6C), 5FW (EP6)	no specific info conc. application available		7.6218		
All engines	-> 31/10/10, 15/04/08 ->			7.1213 T20	
Eng. 5FS (EP6C), 5FW (EP6)	-> 14/04/08, kit			7.1213K T20	
Eng. 5FS (EP6C), 5FW (EP6)	01/11/10 ->			7.1283 T20	
Eng. 5FS (EP6C), 5FW (EP6), EP6					7.1210 T22

ENGINE				
1.6 16V RC	Petrol	128	02/07->	5FY (EP6DTS), EP6DTS

Engine	Information	S10	T10	T20 - T23	T22 - T25
Eng. EP6DTS	COL:black, COL:grey, spanner size 21, switch press. 0.5 bar, thread M16x1.5	7.0116			
Eng. 5FY (EP6DTS)		7.0130			7.1210 T22
All engines	no specific info conc. application available, spanner size 22, thread M14x1.5		7.6217		
Eng. 5FY (EP6DTS)	no specific info conc. application available		7.6218		
All engines	-> 31/10/10, 15/04/08 ->			7.1213 T20	
Eng. 5FY (EP6DTS)	-> 14/04/08, kit			7.1213K T20	
Eng. 5FY (EP6DTS)	01/11/10 ->			7.1283 T20	

ENGINE				
1.6 16V Turbo	Petrol	110	02/06->	5FX (EP6DT), EP6DT

Engine	Information	S10	T10	T20 - T23	T22 - T25
Eng. EP6DT	COL:black, COL:grey, spanner size 21, switch press. 0.5 bar, thread M16x1.5	7.0116			
Eng. 5FX (EP6DT)		7.0130			
All engines	no specific info conc. application available, spanner size 22, thread M14x1.5		7.6217		
All engines	COL:grey, no specific info conc. application available		7.6218		
All engines	+cruise control, -> 01/04/08, -> 01/10/10, -> 31/10/10, -> org. 12410, 01/05/08 ->, 01/12/07 ->, 15/04/08 ->, -cruise control, LHD, org. 11349 ->, RHD			7.1213 T20	
All engines	-> 01/11/07, -> 14/04/08, -> org. 11348, kit, RHD, with cable			7.1213K T20	
All engines	01/11/10 ->, LHD, org. 12411 ->, RHD			7.1283 T20	
All engines	COL:grey, LHD				7.1210 T22

ENGINE				
1.6 16V Turbo	Petrol	115	10/09->	5FR (EP6DT), EP6DT

Engine	Information	S10	T10	T20 - T23	T22 - T25
Eng. EP6DT	COL:black, COL:grey, spanner size 21, switch press. 0.5 bar, thread M16x1.5	7.0116			
Eng. 5FR (EP6DT)		7.0130			7.1210 T22
All engines	no specific info conc. application available, spanner size 22, thread M14x1.5		7.6217		
Eng. 5FR (EP6DT)	no specific info conc. application available		7.6218		
All engines	-> 31/10/10, 15/04/08 ->			7.1213 T20	
Eng. 5FR (EP6DT)	-> 14/04/08, kit			7.1213K T20	
Eng. 5FR (EP6DT)	01/11/10 ->			7.1283 T20	

ENGINE				
1.6 16V VTi	Petrol	88	02/07->	SFS (EP6C), 5FW (EP6), EP6, EP6C

Engine	Information	S10	T10	T20 - T23	T22 - T25
Eng. EP6, EP6C	COL:black, COL:grey, spanner size 21, switch press. 0.5 bar, thread M16x1.5	7.0116			
Eng. 5FW (EP6)		7.0130			
All engines	no specific info conc. application available, spanner size 22, thread M14x1.5		7.6217		
Eng. 5FS (EP6C), 5FW (EP6)	no specific info conc. application available		7.6218		
All engines	-> 31/10/10, 15/04/08 ->			7.1213 T20	
Eng. 5FS (EP6C), 5FW (EP6)	-> 14/04/08, kit			7.1213K T20	
Eng. 5FS (EP6C), 5FW (EP6)	01/11/10 ->			7.1283 T20	
Eng. 5FS (EP6C), 5FW (EP6), EP6					7.1210 T22

S10	OIL PRESSURE WARNING LIGHT SWITCH	T10	REVERSING LIGHT SWITCH	T20	BRAKE LIGHT SWITCH
T22	SWITCH CLUTCH CONTROL (CRUISE CONTROL)	T23	SWITCH BRAKE ACTUATION (ENGINE TIMING)	T25	SWITCH CLUTCH CONTROL (ENGINE CONTROL)

FUNCTIONS ON THE VEHICLE

Vehicle	alim.	kW	Date	Engine	 S10	 T10	 T20 - T23	 T22 - T25
---------	-------	----	------	--------	---	---	--	---

				ENGINE
1.6 Bioflex	Petrol/ Ethanol	83	01/08->	N6A (TU5JP4)

Engine	Information	S10	T10	T20 - T23	T22 - T25
All engines		7.0130			7.1210 T22
All engines	no specific info conc. application available		7.6217, 7.6218		
All engines	-> 31/10/10, 15/04/08 ->			7.1213 T20	
All engines	-> 14/04/08, kit			7.1213K T20	
All engines	01/11/10 ->			7.1283 T20	

				ENGINE
1.6 HDi	Diesel	66	02/06-10/13	9HV (DV6TED4), 9HX (DV6ATED4), DV6ATED4, DV6TED4B, DV6TED4BU

Engine	Information	S10	T10	T20 - T23	T22 - T25
Eng. DV6ATED4, DV6TED4B, DV6TED4BU	COL:black, COL:grey, spanner size 21, switch press. 0.5 bar, thread M16x1.5	7.0116			
Eng. 9HV (DV6TED4), 9HX (DV6ATED4)		7.0130			
All engines	no specific info conc. application available, spanner size 22, t.tnr. MA, t.tnr. MA PILOTE, thread M14x1.5		7.6217		
All engines	COL:grey, no specific info conc. application available, t.tnr. BE4R		7.6218		
All engines	+cruise control, -> 01/10/10, -> 31/10/10, -> org. 12410, 15/04/08 ->, -cruise control			7.1213 T20	
Eng. 9HV (DV6TED4), 9HX (DV6ATED4)	-> 14/04/08, kit			7.1213K T20	
All engines	01/11/10 ->, org. 12411 ->			7.1283 T20	
All engines	COL:grey				7.1210 T22

				ENGINE
1.6 HDi	Diesel	68	11/09->	9HP (DV6DTE), DV6DTE

Engine	Information	S10	T10	T20 - T23	T22 - T25
Eng. DV6DTE	-> 01/11/10, COL:black, COL:grey, DAM-> 1243176, spanner size 21, switch press. 0.5 bar, thread M16x1.5	7.0116			
Eng. 9HP (DV6DTE)	conn.shape : rectangular, without cable	7.0130			
All engines	-> 01/11/12, 01/12/10 ->, DAM 1243276 ->, DAM-> 1316282, with cable	7.0199			
All engines	01/12/12 ->, conn.shape : round, DAM 1316382 ->, without cable	7.0203			
All engines	no specific info conc. application available, spanner size 22, thread M14x1.5		7.6217		
All engines	COL:grey, no specific info conc. application available		7.6218		
All engines	-> 01/10/10, -> 31/10/10, -> org. 12410, 15/04/08 ->			7.1213 T20	
Eng. 9HP (DV6DTE)	-> 14/04/08, kit			7.1213K T20	
All engines	01/11/10 ->, org. 12411 ->			7.1283 T20	
All engines	COL:grey				7.1210 T22

				ENGINE
1.6 HDi	Diesel	80	02/06->	9HY (DV6TED4), 9HZ (DV6TED4), DV6TED4

Engine	Information	S10	T10	T20 - T23	T22 - T25
Eng. DV6TED4	COL:black, COL:grey, spanner size 21, switch press. 0.5 bar, thread M16x1.5	7.0116			
Eng. 9HY (DV6TED4), 9HZ (DV6TED4)		7.0130			
All engines	no specific info conc. application available, spanner size 22, thread M14x1.5		7.6217		
All engines	COL:grey, no specific info conc. application available		7.6218		
All engines	+cruise control, -> 31/10/10, 15/04/08 ->, -cruise control			7.1213 T20	
Eng. 9HY (DV6TED4), 9HZ (DV6TED4)	-> 14/04/08, kit			7.1213K T20	
Eng. 9HY (DV6TED4), 9HZ (DV6TED4)	01/11/10 ->			7.1283 T20	
All engines	COL:grey				7.1210 T22

				ENGINE
1.6 HDi	Diesel	82	08/09->	9HR (DV6C), DV6C

Engine	Information	S10	T10	T20 - T23	T22 - T25
Eng. DV6C	-> 01/10/10, COL:grey, DAM-> 1241081, DAM-> 1241082, MADE BY:(E), MADE BY:(F), spanner size 21, switch press. 0.5 bar, thread M16x1.5	7.0116			
Eng. 9HR (DV6C)	no specific info conc. application available, without cable	7.0130			
All engines	01/11/10 ->, DAM 1241181 ->, DAM 1241182 ->, MADE BY:(E), MADE BY:(F), with cable	7.0199			
All engines	no specific info conc. application available, without cable	7.0203			
Eng. 9HR (DV6C)	no specific info conc. application available		7.6217, 7.6218		

S10 OIL PRESSURE WARNING LIGHT SWITCH	T10 REVERSING LIGHT SWITCH	T20 BRAKE LIGHT SWITCH
T22 SWITCH CLUTCH CONTROL (CRUISE CONTROL)	T23 SWITCH BRAKE ACTUATION (ENGINE TIMING)	T25 SWITCH CLUTCH CONTROL (ENGINE CONTROL)

FUNCTIONS ON THE VEHICLE

Vehicle	alim.	kW	Date	Engine	 S10	 T10	 T20 - T23	 T22 - T25
---------	-------	----	------	--------	---	---	--	---

				ENGINE
1.6 HDi	Diesel	82	08/09->	9HR (DV6C), DV6C

Engine	Information	S10	T10	T20 - T23	T22 - T25
All engines	-> 31/10/10, 15/04/08 ->			7.1213 T20	
Eng. 9HR (DV6C)	-> 14/04/08, kit			7.1213K T20	
Eng. 9HR (DV6C)	01/11/10 ->			7.1283 T20	
Eng. 9HR (DV6C)					7.1210 T22

				ENGINE
1.6 HDi 110	Diesel	82	08/09->	9HR (DV6C), DV6C

Engine	Information	S10	T10	T20 - T23	T22 - T25
Eng. DV6C	-> 01/10/10, COL:grey, DAM-> 1241081, DAM-> 1241082, MADE BY:(E), MADE BY:(F), spanner size 21, switch press. 0.5 bar, thread M16x1.5	7.0116			
Eng. 9HR (DV6C)	conn.shape : rectangular, without cable	7.0130			
All engines	01/11/10 ->, DAM 1241181 ->, DAM 1241182 ->, MADE BY:(E), MADE BY:(F), with cable	7.0199			
All engines	conn.shape : round, without cable	7.0203			
Eng. 9HR (DV6C)	no specific info conc. application available		7.6217, 7.6218		
All engines	-> 31/10/10, 15/04/08 ->			7.1213 T20	
Eng. 9HR (DV6C)	-> 14/04/08, kit			7.1213K T20	
Eng. 9HR (DV6C)	01/11/10 ->			7.1283 T20	
Eng. 9HR (DV6C)					7.1210 T22

				ENGINE
1.6 VTi	Petrol	81	09/08-12/12	EP6

Engine	Information	S10	T10	T20 - T23	T22 - T25
All engines	COL:grey, spanner size 21, switch press. 0.5 bar, thread M16x1.5	7.0116			
All engines	-> 01/10/10			7.1213 T20	
All engines	01/11/10 ->			7.1283 T20	

				ENGINE
1.6 VTi	Petrol	88	03/07-12/12	EP6

Engine	Information	S10	T10	T20 - T23	T22 - T25
All engines	COL:black, COL:grey, spanner size 21, switch press. 0.5 bar, thread M16x1.5	7.0116			
All engines	spanner size 22, thread M14x1.5		7.6217		
All engines				7.1213 T20	

207 CC

				ENGINE
1.6 16V	Petrol	88	02/07->	5FS (EP6C), 5FW (EP6), EP6, EP6C

Engine	Information	S10	T10	T20 - T23	T22 - T25
Eng. EP6, EP6C	COL:black, COL:grey, spanner size 21, switch press. 0.5 bar, thread M16x1.5	7.0116			
Eng. 5FW (EP6)		7.0130			
All engines	no specific info conc. application available, spanner size 22, thread M14x1.5		7.6217		
Eng. 5FS (EP6C), 5FW (EP6)	no specific info conc. application available		7.6218		
All engines	-> 31/10/10, 15/04/08 ->			7.1213 T20	
Eng. 5FS (EP6C), 5FW (EP6)	-> 14/04/08, kit			7.1213K T20	
Eng. 5FS (EP6C), 5FW (EP6)	01/11/10 ->			7.1283 T20	
Eng. 5FS (EP6C), 5FW (EP6), EP6					7.1210 T22



				ENGINE
1.6 16V Turbo	Petrol	110	02/07->	5FX (EP6DT), EP6DT

Engine	Information	S10	T10	T20 - T23	T22 - T25
Eng. EP6DT	COL:black, COL:grey, spanner size 21, switch press. 0.5 bar, thread M16x1.5	7.0116			
Eng. 5FX (EP6DT)		7.0130			7.1210 T22
All engines	no specific info conc. application available, spanner size 22, thread M14x1.5		7.6217		
Eng. 5FX (EP6DT)	no specific info conc. application available		7.6218		
All engines	-> 31/10/10, 15/04/08 ->			7.1213 T20	
Eng. 5FX (EP6DT)	-> 14/04/08, kit			7.1213K T20	
Eng. 5FX (EP6DT)	01/11/10 ->			7.1283 T20	

				ENGINE
1.6 16V Turbo	Petrol	115	10/09->	5FR (EP6DT), EP6DT

Engine	Information	S10	T10	T20 - T23	T22 - T25
Eng. EP6DT	COL:black, COL:grey, spanner size 21, switch press. 0.5 bar, thread M16x1.5	7.0116			

S10	OIL PRESSURE WARNING LIGHT SWITCH	T10	REVERSING LIGHT SWITCH	T20	BRAKE LIGHT SWITCH
T22	SWITCH CLUTCH CONTROL (CRUISE CONTROL)	T23	SWITCH BRAKE ACTUATION (ENGINE TIMING)	T25	SWITCH CLUTCH CONTROL (ENGINE CONTROL)

Vehicle	alim.	kW	Date	Engine	 S10	 T10	 T20 - T23	 T22 - T25
---------	-------	----	------	--------	---	---	--	---

ENGINE				
1.6 16V Turbo	Petrol	115	10/09->	5FR (EP6DT), EP6DT

Engine	Information	S10	T10	T20 - T23	T22 - T25
Eng. 5FR (EP6DT)		7.0130			7.1210 T22
All engines	no specific info conc. application available, spanner size 22, thread M14x1.5		7.6217		
Eng. 5FR (EP6DT)	no specific info conc. application available		7.6218		
All engines	-> 31/10/10, 15/04/08 ->			7.1213 T20	
Eng. 5FR (EP6DT)	-> 14/04/08, kit			7.1213K T20	
Eng. 5FR (EP6DT)	01/11/10 ->			7.1283 T20	

ENGINE				
1.6 HDi	Diesel	80	02/07->	9HZ (DV6TED4), DV6TED4

Engine	Information	S10	T10	T20 - T23	T22 - T25
Eng. DV6TED4	COL:black, COL:grey, spanner size 21, switch press. 0.5 bar, thread M16x1.5	7.0116			
Eng. 9HZ (DV6TED4)		7.0130			7.1210 T22
All engines	no specific info conc. application available, spanner size 22, thread M14x1.5		7.6217		
Eng. 9HZ (DV6TED4)	no specific info conc. application available		7.6218		
All engines	-> 31/10/10, 15/04/08 ->			7.1213 T20	
Eng. 9HZ (DV6TED4)	-> 14/04/08, kit			7.1213K T20	
Eng. 9HZ (DV6TED4)	01/11/10 ->			7.1283 T20	

ENGINE				
1.6 HDi	Diesel	82	08/09->	9HR (DV6C), DV6C

Engine	Information	S10	T10	T20 - T23	T22 - T25
Eng. DV6C	-> 01/10/10, COL:grey, DAM-> 1241081, DAM-> 1241082, MADE BY:(E), MADE BY:(F), spanner size 21, switch press. 0.5 bar, thread M16x1.5	7.0116			
Eng. 9HR (DV6C)	no specific info conc. application available, without cable	7.0130			
All engines	01/11/10 ->, DAM 1241181 ->, DAM 1241182 ->, MADE BY:(E), MADE BY:(F), with cable	7.0199			
All engines	no specific info conc. application available, without cable	7.0203			
Eng. 9HR (DV6C)	no specific info conc. application available		7.6217, 7.6218		
All engines	-> 31/10/10, 15/04/08 ->			7.1213 T20	
Eng. 9HR (DV6C)	-> 14/04/08, kit			7.1213K T20	
Eng. 9HR (DV6C)	01/11/10 ->			7.1283 T20	
Eng. 9HR (DV6C)					7.1210 T22

208

ENGINE				
1.0	Petrol	50	03/12->	EBO, EBOF, ZMZ (EBO)

Engine	Information	S10	T10	T20 - T23	T22 - T25
All engines	COL:brown, thread M16x1.5	7.0130			
All engines	no specific info conc. application available, spanner size 22, thread M14x1.5		7.6217		
All engines	COL:grey, no specific info conc. application available		7.6218		
All engines				7.1283 T20	
All engines	COL:grey				7.1210 T22

ENGINE				
1.2	Petrol	50	08/16->	EB2FB

Engine	Information	S10	T10	T20 - T23	T22 - T25
All engines	COL:brown, thread M16x1.5	7.0130			
All engines	spanner size 22, thread M14x1.5		7.6217		
All engines	COL:grey		7.6218		7.1210 T22
All engines				7.1283 T20	

ENGINE				
1.2	Petrol	60	03/12->	EB2, EB2F, HMZ (EB2F)

Engine	Information	S10	T10	T20 - T23	T22 - T25
All engines	COL:brown, thread M16x1.5	7.0130			
All engines	no specific info conc. application available, spanner size 22, t.tnr. MA, thread M14x1.5		7.6217		
All engines	COL:grey, no specific info conc. application available, t.tnr. BE4R		7.6218		
All engines				7.1283 T20	
All engines	COL:grey				7.1210 T22

S10 OIL PRESSURE WARNING LIGHT SWITCH	T10 REVERSING LIGHT SWITCH	T20 BRAKE LIGHT SWITCH
T22 SWITCH CLUTCH CONTROL (CRUISE CONTROL)	T23 SWITCH BRAKE ACTUATION (ENGINE TIMING)	T25 SWITCH CLUTCH CONTROL (ENGINE CONTROL)

FUNCTIONS ON THE VEHICLE

Vehicle	alim.	kW	Date	Engine	 S10	 T10	 T20 - T23	 T22 - T25
---------	-------	----	------	--------	---	---	--	---

				ENGINE
1.2 GPL	Petrol/ Petro- leum Gas (LPG)	60	06/15->	EB2F, HMZ (EB2F)

Engine	Information	S10	T10	T20 - T23	T22 - T25
All engines	COL:brown, thread M16x1.5	7.0130			
All engines	no specific info conc. application available, spanner size 22, t.tnr. MA, thread M14x1.5		7.6217		
All engines	COL:grey, no specific info conc. application available, t.tnr. BE4R		7.6218		
All engines				7.1283 T20	
All engines	COL:grey				7.1210 T22

				ENGINE
1.2 THP	Petrol	81	01/13->	EB2DT, HNZ (EB2DT)

Engine	Information	S10	T10	T20 - T23	T22 - T25
All engines	no specific info conc. application available, spanner size 22, t.tnr. MA, thread M14x1.5		7.6217		
All engines	COL:grey, no specific info conc. application available, t.tnr. BE4R/S1T		7.6218		
All engines				7.1283 T20	
All engines	COL:grey				7.1210 T22

				ENGINE
1.2 VTi	Petrol	60	09/13->	HMZ (EB2)

Engine	Information	S10	T10	T20 - T23	T22 - T25
All engines		7.0130		7.1283 T20	7.1210 T22
All engines	no specific info conc. application available		7.6217, 7.6218		

				ENGINE
1.4 GPL	Petrol/ Petro- leum Gas (LPG)	70	10/13->	EP3C

Engine	Information	S10	T10	T20 - T23	T22 - T25
All engines	spanner size 22, t.tnr. MA, thread M14x1.5		7.6217		
All engines	COL:grey, t.tnr. BE4R		7.6218		
All engines				7.1283 T20	
All engines	COL:grey				7.1210 T22

				ENGINE
1.4 HDi	Diesel	50	03/12->	8HP (DV4C), 8HR (DV4C), DV4C

Engine	Information	S10	T10	T20 - T23	T22 - T25
Eng. DV4C	COL:grey, spanner size 21, -start-stop function, switch press. 0.5 bar, thread M16x1.5	7.0116			
Eng. 8HP (DV4C), 8HR (DV4C)	-start-stop function	7.0130			
All engines	+start-stop function	7.0203			
All engines	no specific info conc. application available, spanner size 22, thread M14x1.5		7.6217		
All engines	COL:grey, no specific info conc. application available		7.6218		
All engines				7.1283 T20	
All engines	COL:grey				7.1210 T22

				ENGINE
1.4 VTi	Petrol	70	03/12->	8FS (EP3), EP3C

Engine	Information	S10	T10	T20 - T23	T22 - T25
All engines	no specific info conc. application available, spanner size 22, t.tnr. MA, thread M14x1.5		7.6217		
All engines	COL:grey, no specific info conc. application available, t.tnr. BE4R		7.6218		
All engines				7.1283 T20	
All engines	COL:grey				7.1210 T22

				ENGINE
1.5 BlueHDI 100	Diesel	75	05/18->	DV5RD

Engine	Information	S10	T10	T20 - T23	T22 - T25
All engines	COL:grey		7.6218		7.1210 T22
All engines				7.1283 T20	

				ENGINE
1.6	Petrol	115	03/12->	5FV (EP6DT), EP6CDT

Engine	Information	S10	T10	T20 - T23	T22 - T25
Eng. 5FV (EP6DT)	no specific info conc. application available		7.6217		
All engines	COL:grey, no specific info conc. application available		7.6218		

S10	OIL PRESSURE WARNING LIGHT SWITCH	T10	REVERSING LIGHT SWITCH	T20	BRAKE LIGHT SWITCH
T22	SWITCH CLUTCH CONTROL (CRUISE CONTROL)	T23	SWITCH BRAKE ACTUATION (ENGINE TIMING)	T25	SWITCH CLUTCH CONTROL (ENGINE CONTROL)

Vehicle	alim.	kW	Date	Engine	 S10	 T10	 T20 - T23	 T22 - T25
---------	-------	----	------	--------	---	---	--	---

ENGINE				
1.6	Petrol	115	03/12->	5FV (EP6DT), EP6CDT

Engine	Information	S10	T10	T20 - T23	T22 - T25
All engines				7.1283 T20	
All engines	COL:grey				7.1210 T22

ENGINE				
1.6	Petrol	121	02/12->	5GZ (EP6FDT)

Engine	Information	S10	T10	T20 - T23	T22 - T25
All engines	no specific info conc. application available		7.6217, 7.6218		
All engines				7.1283 T20	7.1210 T22

ENGINE				
1.6	Petrol	88	03/12->	5FS (EP6C), EP6C

Engine	Information	S10	T10	T20 - T23	T22 - T25
All engines	no specific info conc. application available, spanner size 22, t.tnr. MA, thread M14x1.5		7.6217		
All engines	COL:grey, no specific info conc. application available, t.tnr. BE4R		7.6218		
All engines				7.1283 T20	
All engines	COL:grey				7.1210 T22

ENGINE				
1.6 BlueHdi 100	Diesel	73	01/15->	BHY (DV6FD), DV6FD

Engine	Information	S10	T10	T20 - T23	T22 - T25
All engines	no specific info conc. application available, spanner size 22, t.tnr. MA, thread M14x1.5		7.6217		
All engines	COL:grey, no specific info conc. application available, t.tnr. BE4R/STT		7.6218		
All engines				7.1283 T20	
All engines	COL:grey				7.1210 T22

ENGINE				
1.6 BlueHdi 120	Diesel	88	11/13->	BHZ (DV6FC), DV6FC

Engine	Information	S10	T10	T20 - T23	T22 - T25
All engines	no specific info conc. application available, spanner size 22, thread M14x1.5		7.6217		
All engines	COL:grey, no specific info conc. application available		7.6218		
All engines				7.1283 T20	
All engines	COL:grey				7.1210 T22

ENGINE				
1.6 BlueHdi 75	Diesel	55	04/15->	BHW (DV6FE), DV6FE

Engine	Information	S10	T10	T20 - T23	T22 - T25
All engines	no specific info conc. application available, spanner size 22, t.tnr. MA, thread M14x1.5		7.6217		
All engines	COL:grey, no specific info conc. application available, t.tnr. BE4R/STT		7.6218		
All engines				7.1283 T20	
All engines	COL:grey				7.1210 T22

ENGINE				
1.6 GTi	Petrol	147	08/12->	5FU (EP6CDTX), EP6CDTX

Engine	Information	S10	T10	T20 - T23	T22 - T25
Eng. 5FU (EP6CDTX)	no specific info conc. application available		7.6217		
All engines	COL:grey, no specific info conc. application available		7.6218		
All engines				7.1283 T20	
All engines	COL:grey				7.1210 T22

ENGINE				
1.6 GTi	Petrol	153	10/14->	EP6FDTX


Engine	Information	S10	T10	T20 - T23	T22 - T25
All engines	COL:grey		7.6218		7.1210 T22
All engines				7.1283 T20	

ENGINE				
1.6 Hdi	Diesel	68	03/12->	9HP (DV6DTED), DV6DTED, DV6DTEDM

Engine	Information	S10	T10	T20 - T23	T22 - T25
Eng. DV6DTEDM	COL:grey, spanner size 21, switch press. 0.5 bar, thread M16x1.5	7.0116			
Eng. 9HP (DV6DTED), DV6DTED	with cable	7.0199			
Eng. 9HP (DV6DTED), DV6DTED	without cable	7.0203			
All engines	no specific info conc. application available, spanner size 22, t.tnr. MA, thread M14x1.5		7.6217		

S10 OIL PRESSURE WARNING LIGHT SWITCH	T10 REVERSING LIGHT SWITCH	T20 BRAKE LIGHT SWITCH
T22 SWITCH CLUTCH CONTROL (CRUISE CONTROL)	T23 SWITCH BRAKE ACTUATION (ENGINE TIMING)	T25 SWITCH CLUTCH CONTROL (ENGINE CONTROL)

FUNCTIONS ON THE VEHICLE

Vehicle	alim.	kW	Date	Engine	 S10	 T10	 T20 - T23	 T22 - T25
---------	-------	----	------	--------	---	---	--	---

ENGINE				
1.6 HDi	Diesel	68	03/12->	9HP (DV6DTE), DV6DTE, DV6DTE M

Engine	Information	S10	T10	T20 - T23	T22 - T25
All engines	COL:grey, no specific info conc. application available, t.nnr. BE4R/SST		7.6218		
All engines				7.1283 T20	
All engines	COL:grey				7.1210 T22

ENGINE				
1.6 HDi	Diesel	82	03/12->	DV6C

Engine	Information	S10	T10	T20 - T23	T22 - T25
All engines	with cable	7.0199			
All engines	without cable	7.0203			
All engines	no specific info conc. application available		7.6217, 7.6218		
All engines				7.1283 T20	7.1210 T22

ENGINE				
1.6 HDi	Diesel	84	03/12->	DV6C, DV6FC

Engine	Information	S10	T10	T20 - T23	T22 - T25
Eng. DV6C	-> 01/10/12, DAM-> 1315681, DAM-> 1316076	7.0199			
Eng. DV6C	01/11/12->, DAM 1315781->, DAM 1316176->	7.0203			
All engines	COL:grey		7.6218		7.1210 T22
All engines				7.1283 T20	

ENGINE				
1.6 HDi	Diesel	85	04/14->	BHX (DV6FC), DV6FC

Engine	Information	S10	T10	T20 - T23	T22 - T25
All engines	no specific info conc. application available, spanner size 22, thread M14x1.5		7.6217		
All engines	COL:grey, no specific info conc. application available		7.6218		
All engines				7.1283 T20	
All engines	COL:grey				7.1210 T22

ENGINE				
1.6 HDi / BlueHDi 75	Diesel	55	01/13->	9HK (DV6ETEDM), BHW (DV6FE), DV6ETED M, DV6FE

Engine	Information	S10	T10	T20 - T23	T22 - T25
Eng. DV6ETED M	COL:grey, spanner size 21, switch press. 0.5 bar, thread M16x1.5	7.0116			
Eng. 9HK (DV6ETEDM)		7.0130			
All engines	no specific info conc. application available, spanner size 22, t.nnr. MA, thread M14x1.5		7.6217		
All engines	COL:grey, no specific info conc. application available, t.nnr. BE4R/ST1		7.6218		
All engines				7.1283 T20	
All engines	COL:grey				7.1210 T22

ENGINE				
1.6 HDi 90	Diesel	68	03/12->	9HJ (DV6DTE M)

Engine	Information	S10	T10	T20 - T23	T22 - T25
All engines		7.0130		7.1283 T20	7.1210 T22
All engines	no specific info conc. application available		7.6217, 7.6218		

ENGINE				
1.6 THP 165	Petrol	121	03/15->	EP6FDT

Engine	Information	S10	T10	T20 - T23	T22 - T25
All engines	COL:grey		7.6218		7.1210 T22
All engines				7.1283 T20	

ENGINE				
1.6 THP 210	Petrol	155	04/15->	SGM (EP6FDX)

Engine	Information	S10	T10	T20 - T23	T22 - T25
All engines	no specific info conc. application available		7.6217, 7.6218		
All engines				7.1283 T20	7.1210 T22

3008

ENGINE				
1.2	Petrol	96	01/15->	EB2DTS, HNY (EB2DTS)

Engine	Information	S10	T10	T20 - T23	T22 - T25
Eng. HNY (EB2DTS)	no specific info conc. application available		7.6217		
All engines	COL:grey, no specific info conc. application available		7.6218		

S10	OIL PRESSURE WARNING LIGHT SWITCH	T10	REVERSING LIGHT SWITCH	T20	BRAKE LIGHT SWITCH
T22	SWITCH CLUTCH CONTROL (CRUISE CONTROL)	T23	SWITCH BRAKE ACTUATION (ENGINE TIMING)	T25	SWITCH CLUTCH CONTROL (ENGINE CONTROL)

FUNCTIONS ON THE VEHICLE

Vehicle	alim.	kW	Date	Engine	 S10	 T10	 T20 - T23	 T22 - T25
---------	-------	----	------	--------	---	---	--	---

3008

				ENGINE
1.2	Petrol	96	01/15->	EB2DTS, HNY (EB2DTS)

Engine	Information	S10	T10	T20 - T23	T22 - T25
All engines				7.1283	T20
All engines	COL:grey, LHD, RHD				7.1210 T22

				ENGINE
1.6 BlueHdi 100	Diesel	73	11/16->	DV6FD

Engine	Information	S10	T10	T20 - T23	T22 - T25
All engines	COL:grey		7.6218		
All engines				7.1283	T20

				ENGINE
1.6 BlueHdi 115	Diesel	85	11/16->	DV6FC

Engine	Information	S10	T10	T20 - T23	T22 - T25
All engines				7.1283	T20

				ENGINE
1.6 BlueHdi 120	Diesel	88	05/14->	BHZ (DV6FC), DV6FC, DV6FC(BHZ)

Engine	Information	S10	T10	T20 - T23	T22 - T25
All engines	no specific info conc. application available, spanner size 22, thread M14x1.5		7.6217		
All engines	COL:grey, no specific info conc. application available		7.6218		
All engines				7.1283	T20
All engines	COL:grey, LHD				7.1210 T22
Eng. DV6FC	COL:grey, LHD, RHD				7.1210 T25

				ENGINE
1.6 HdI	Diesel	80	06/09->	9HZ (DV6TED4), DV6TED4

Engine	Information	S10	T10	T20 - T23	T22 - T25
Eng. DV6TED4	COL:black, COL:grey, spanner size 21, switch press. 0.5 bar, thread M16x1.5	7.0116			
Eng. 9HZ (DV6TED4)		7.0130			7.1210 T22
All engines	no specific info conc. application available, spanner size 22, thread M14x1.5		7.6217		
Eng. 9HZ (DV6TED4)	no specific info conc. application available		7.6218		
All engines	-> 01/09/10, -> 03/10/10, -> org. 12382			7.1213	T20
All engines	01/10/10 ->, 04/10/10 ->, org. 12383 ->			7.1283	T20
Eng. DV6TED4	COL:grey, LHD, RHD				7.1210 T25

				ENGINE
1.6 HdI	Diesel	82	12/09-08/16	9HR (DV6C), DV6C, DV6C(9HR)

Engine	Information	S10	T10	T20 - T23	T22 - T25
Eng. DV6C	COL:grey, spanner size 21, -start-stop function, switch press. 0.5 bar, thread M16x1.5	7.0116			
Eng. 9HR (DV6C), DV6C(9HR)	-start-stop function	7.0130			
All engines	+start-stop function, -> 01/11/12, -> 18/11/2012	7.0199			
All engines	+start-stop function, 01/12/12 ->, 19/11/12 ->	7.0203			
All engines	no specific info conc. application available, spanner size 22, thread M14x1.5		7.6217		
Eng. 9HR (DV6C), DV6C(9HR)	no specific info conc. application available		7.6218		
All engines	-> 01/10/10, -> 03/10/10			7.1213	T20
All engines	01/11/10 ->, 04/10/10 ->			7.1283	T20
Eng. 9HR (DV6C), DV6C(9HR)					7.1210 T22
Eng. DV6C	COL:grey, LHD, RHD				7.1210 T25

				ENGINE
1.6 HdI	Diesel	84	03/13->	DV6C


Engine	Information	S10	T10	T20 - T23	T22 - T25
All engines	COL:grey, spanner size 21, -start-stop function, switch press. 0.5 bar, thread M16x1.5	7.0116			
All engines	+start-stop function	7.0203			
All engines	spanner size 22, thread M14x1.5		7.6217		
All engines				7.1283	T20
All engines	COL:grey, LHD, RHD				7.1210 T25

				ENGINE
1.6 HdI 115 / BlueHdi 115	Diesel	85	02/13->	BHX (DV6FC), DV6C, DV6FC

Engine	Information	S10	T10	T20 - T23	T22 - T25
Eng. DV6C	COL:grey, spanner size 21, -start-stop function, switch press. 0.5 bar, thread M16x1.5	7.0116			

S10	OIL PRESSURE WARNING LIGHT SWITCH	T10	REVERSING LIGHT SWITCH	T20	BRAKE LIGHT SWITCH
T22	SWITCH CLUTCH CONTROL (CRUISE CONTROL)	T23	SWITCH BRAKE ACTUATION (ENGINE TIMING)	T25	SWITCH CLUTCH CONTROL (ENGINE CONTROL)

FUNCTIONS ON THE VEHICLE

Vehicle	alim.	kW	Date	Engine	 S10	 T10	 T20 - T23	 T22 - T25
---------	-------	----	------	--------	---	---	--	---

ENGINE				
1.6 HDi 115 / BlueHDi 115	Diesel	85	02/13->	BHX (DV6FC), DV6C, DV6FC

Engine	Information	S10	T10	T20 - T23	T22 - T25
Eng. DV6C	+start-stop function	7.0203			
Eng. BHX (DV6FC)	no specific info conc. application available		7.6217, 7.6218		
All engines				7.1283 T20	
Eng. BHX (DV6FC)					7.1210 T22

ENGINE				
1.6 THP	Petrol	110	06/09->	5FX (EP6DT), EP6CDT M, EP6CDTM, EP6CDTMD, EP6DT

Engine	Information	S10	T10	T20 - T23	T22 - T25
Eng. EP6DT	COL:grey, spanner size 21, switch press. 0.5 bar, thread M16x1.5	7.0116			
Eng. 5FX (EP6DT)		7.0130			
All engines	no specific info conc. application available, spanner size 22, t.tnr. ML6CL, thread M14x1.5		7.6217		
Eng. 5FX (EP6DT), EP6CDT M	no specific info conc. application available		7.6218		
Eng. 5FX (EP6DT), EP6CDTM, EP6CDTMD, EP6DT	-> 01/09/10, -> 03/10/10, ->org. 12382			7.1213 T20	
All engines	01/10/10 ->, 04/10/10 ->, org. 12383 ->			7.1283 T20	
Eng. 5FX (EP6DT), EP6CDT M					7.1210 T22
Eng. EP6CDTM, EP6CDTMD, EP6DT	COL:grey, LHD, RHD				7.1210 T25

ENGINE				
1.6 THP	Petrol	115	06/09->	5FV (EP6CDT), 5FV (EP6DT), EP6CDT

Engine	Information	S10	T10	T20 - T23	T22 - T25
Eng. EP6CDT	COL:black, COL:grey, spanner size 21, switch press. 0.5 bar, thread M16x1.5	7.0116			
Eng. 5FV (EP6DT)		7.0130			
All engines	man 6 speed, ML6, no specific info conc. application available, spanner size 22, thread M14x1.5		7.6217		
All engines	BE4R, COL:grey, man., no specific info conc. application available		7.6218		
All engines	-> 01/09/10, -> 03/10/10, ->org. 12382			7.1213 T20	
All engines	01/10/10 ->, 04/10/10 ->, org. 12383 ->			7.1283 T20	
Eng. 5FV (EP6CDT), 5FV (EP6DT)					7.1210 T22
Eng. EP6CDT	COL:grey, LHD, RHD				7.1210 T25

ENGINE				
1.6 THP	Petrol	120	01/11->	EP6CDT MD

Engine	Information	S10	T10	T20 - T23	T22 - T25
All engines	no specific info conc. application available		7.6217, 7.6218		
All engines				7.1283 T20	7.1210 T22

ENGINE				
1.6 THP [ExtraEU]	Petrol	120	09/10-08/16	EP6CDTM

Engine	Information	S10	T10	T20 - T23	T22 - T25
All engines				7.1283 T20	

ENGINE				
1.6 THP 165	Petrol	121	05/16->	EP6FDT

Engine	Information	S10	T10	T20 - T23	T22 - T25
All engines				7.1283 T20	


ENGINE				
1.6 Turbo	Petrol	121	05/14->	5GZ (EP6FDT), EP6CDTM, EP6FDT

Engine	Information	S10	T10	T20 - T23	T22 - T25
Eng. 5GZ (EP6FDT)	no specific info conc. application available		7.6217, 7.6218		
All engines				7.1283 T20	
Eng. 5GZ (EP6FDT)					7.1210 T22

ENGINE				
1.6 VTi	Petrol	88	06/09->	5FS (EP6C), 5FW (EP6), EP6, EP6C

Engine	Information	S10	T10	T20 - T23	T22 - T25
Eng. EP6	COL:grey, spanner size 21, switch press. 0.5 bar, thread M16x1.5	7.0116			
Eng. 5FW (EP6)		7.0130			

S10	OIL PRESSURE WARNING LIGHT SWITCH	T10	REVERSING LIGHT SWITCH	T20	BRAKE LIGHT SWITCH
T22	SWITCH CLUTCH CONTROL (CRUISE CONTROL)	T23	SWITCH BRAKE ACTUATION (ENGINE TIMING)	T25	SWITCH CLUTCH CONTROL (ENGINE CONTROL)

Vehicle	alim.	kW	Date	Engine	 S10	 T10	 T20 - T23	 T22 - T25
---------	-------	----	------	--------	---	---	--	---

ENGINE				
1.6 VTi	Petrol	88	06/09->	5FS (EP6C), 5FW (EP6), EP6, EP6C

Engine	Information	S10	T10	T20 - T23	T22 - T25
Eng. 5FS (EP6C), 5FW (EP6)	no specific info conc. application available		7.6217		
All engines	COL:grey, no specific info conc. application available, t.tnr. BE4R		7.6218		
All engines	-> 01/10/10, -> 03/10/10, -> org. 12382			7.1213 T20	
All engines	01/11/10 ->, 04/10/10 ->, org. 12383 ->			7.1283 T20	
Eng. 5FS (EP6C), 5FW (EP6)					7.1210 T22
Eng. EP6, EP6C	COL:grey, LHD, RHD				7.1210 T25

ENGINE				
2.0 BlueHdi 136	Diesel	100	11/16->	DW10FD

Engine	Information	S10	T10	T20 - T23	T22 - T25
All engines	spanner size 22, thread M14x1.5		7.6217		
All engines	COL:grey		7.6218		
All engines				7.1283 T20	

ENGINE				
2.0 BlueHdi 150	Diesel	110	05/16->	DW10FD

Engine	Information	S10	T10	T20 - T23	T22 - T25
All engines	spanner size 22, thread M14x1.5		7.6217		
All engines	COL:grey		7.6218		
All engines				7.1283 T20	

ENGINE				
2.0 BlueHdi 180	Diesel	130	01/18->	DW10FC

Engine	Information	S10	T10	T20 - T23	T22 - T25
All engines	-> 01/04/18, -> org. 15147			7.1283 T20	

ENGINE				
2.0 BlueHdi 180	Diesel	133	05/16->	DW10FC

Engine	Information	S10	T10	T20 - T23	T22 - T25
All engines				7.1283 T20	

ENGINE				
2.0 Hdi	Diesel	100	01/11->	DW10CB, DW10CB FAP DTR

Engine	Information	S10	T10	T20 - T23	T22 - T25
Eng. DW10CB	COL:grey, spanner size 21, switch press. 0.5 bar, thread M16x1.5	7.0116			
Eng. DW10CB FAP DTR		7.0130			7.1210 T22
All engines	no specific info conc. application available, spanner size 22, thread M14x1.5		7.6217		
Eng. DW10CB FAP DTR	no specific info conc. application available		7.6218		
All engines				7.1283 T20	
Eng. DW10CB	COL:grey, LHD				7.1210 T25

ENGINE				
2.0 Hdi	Diesel	120	06/09->	DW10CTED4, RHH (DW10CTED4)

Engine	Information	S10	T10	T20 - T23	T22 - T25
Eng. DW10CTED4	COL:black, COL:grey, spanner size 21, switch press. 0.5 bar, thread M16x1.5	7.0116			
Eng. RHH (DW10CTED4)		7.0130			7.1210 T22
All engines	no specific info conc. application available, spanner size 22, thread M14x1.5		7.6217		
Eng. RHH (DW10CTED4)	no specific info conc. application available		7.6218		
All engines	-> 01/10/10, -> 03/10/10			7.1213 T20	
All engines	01/11/10 ->, 04/10/10 ->			7.1283 T20	
Eng. DW10CTED4	COL:grey, LHD, RHD				7.1210 T25

ENGINE				
2.0 Hdi 150 / BlueHdi 150	Diesel	110	06/09->	AHX (DW10FD), DW10CTED4, DW10CTED4(RHE), DW10FD, RHE (DW10CTED4)

Engine	Information	S10	T10	T20 - T23	T22 - T25
Eng. DW10CTED4, DW10FD	COL:black, COL:grey, spanner size 21, switch press. 0.5 bar, thread M16x1.5	7.0116			
Eng. DW10CTED4(RHE), RHE (DW10CTED4)		7.0130			
All engines	no specific info conc. application available, spanner size 22, thread M14x1.5		7.6217		

S10 OIL PRESSURE WARNING LIGHT SWITCH	T10 REVERSING LIGHT SWITCH	T20 BRAKE LIGHT SWITCH
T22 SWITCH CLUTCH CONTROL (CRUISE CONTROL)	T23 SWITCH BRAKE ACTUATION (ENGINE TIMING)	T25 SWITCH CLUTCH CONTROL (ENGINE CONTROL)

FUNCTIONS ON THE VEHICLE

Vehicle	alim.	kW	Date	Engine	 S10	 T10	 T20 - T23	 T22 - T25
---------	-------	----	------	--------	---	---	--	---

ENGINE				
2.0 HDi 150 / BlueHDi 150	Diesel	110	06/09->	AHX (DW10FD), DW10CTED4, DW10CTED4(RHE), DW10FD, RHE (DW10CTED4)

Engine	Information	S10	T10	T20 - T23	T22 - T25
Eng. AHX (DW10FD), DW10CTED4(RHE), RHE (DW10CTED4)	no specific info conc. application available		7.6218		
All engines	-> 01/09/10, -> 03/10/10, ->org. 12382			7.1213 T20	
All engines	01/10/10 ->, 04/10/10 ->, org. 12383 ->, t.tnr. STT/MC/ML6C			7.1283 T20	
Eng. AHX (DW10FD), DW10CTED4(RHE), RHE (DW10CTED4)					7.1210 T22
Eng. DW10CTED4, DW10FD	COL:grey, LHD, RHD				7.1210 T25

ENGINE				
2.0 HDi Hybrid4	Diesel/ Electro	120	02/11-08/16	DW10CTED4, RHC (DW10CTED4)

Engine	Information	S10	T10	T20 - T23	T22 - T25
Eng. DW10CTED4	COL:grey, spanner size 21, switch press. 0.5 bar, thread M16x1.5	7.0116			
Eng. RHC (DW10CTED4)		7.0130			7.1210 T22
Eng. RHC (DW10CTED4)	no specific info conc. application available		7.6217, 7.6218		
Eng. RHC (DW10CTED4)	-> 03/10/10			7.1213 T20	
All engines	04/10/10 ->			7.1283 T20	

ENGINE				
1.2	Petrol	60	11/12->	HMZ (EB2F)

Engine	Information	S10	T10	T20 - T23	T22 - T25
All engines		7.0130		7.1283 T20	7.1210 T22
All engines	no specific info conc. application available		7.6217, 7.6218		

ENGINE				
1.2 VTi 72	Petrol	53	11/12->	EB2M, HMY (EB2M)

Engine	Information	S10	T10	T20 - T23	T22 - T25
All engines	COL:brown, thread M16x1.5	7.0130			
All engines	no specific info conc. application available, spanner size 22, thread M14x1.5		7.6217		
Eng. HMY (EB2M)	no specific info conc. application available		7.6218		
Eng. EB2M	01/06/17 ->, org. 14812 ->			7.1213 T20	
All engines	-> 01/05/17, ->org. 14811			7.1283 T20	
All engines	COL:grey				7.1210 T22

ENGINE				
1.2 VTi 82	Petrol	60	12/14->	EB2F

Engine	Information	S10	T10	T20 - T23	T22 - T25
All engines	COL:brown, thread M16x1.5	7.0130			
All engines	spanner size 22, t.tnr. MA, thread M14x1.5		7.6217		
All engines	COL:grey, t.tnr. BE4R		7.6218		
All engines	01/06/17 ->, org. 14812 ->			7.1213 T20	
All engines	-> 01/05/17, ->org. 14811			7.1283 T20	
All engines	COL:grey				7.1210 T22



ENGINE				
1.5 [ExtraEU]	Diesel	75	05/18->	DV5RD

Engine	Information	S10	T10	T20 - T23	T22 - T25
All engines	spanner size 22, t.tnr. MA, thread M14x1.5		7.6217		
All engines	COL:grey, t.tnr. BE4R		7.6218		
All engines				7.1213 T20	
All engines	COL:grey				7.1210 T22

ENGINE				
1.6 BlueHDi 100	Diesel	73	04/14->	DV6FD

Engine	Information	S10	T10	T20 - T23	T22 - T25
All engines	spanner size 22, t.tnr. MA, thread M14x1.5		7.6217		
All engines	COL:grey, t.tnr. BE4R		7.6218		
All engines	01/06/17 ->, org. 14812 ->			7.1213 T20	
All engines	-> 01/05/17, ->org. 14811			7.1283 T20	
All engines	COL:grey				7.1210 T22

S10 OIL PRESSURE WARNING LIGHT SWITCH	T10 REVERSING LIGHT SWITCH	T20 BRAKE LIGHT SWITCH
T22 SWITCH CLUTCH CONTROL (CRUISE CONTROL)	T23 SWITCH BRAKE ACTUATION (ENGINE TIMING)	T25 SWITCH CLUTCH CONTROL (ENGINE CONTROL)

Vehicle	alim.	kW	Date	Engine	 S10	 T10	 T20 - T23	 T22 - T25
---------	-------	----	------	--------	---	---	--	---

ENGINE				
1.6 HDi 100	Diesel	73	11/12->	BHY (DV6FD)

Engine	Information	S10	T10	T20 - T23	T22 - T25
All engines	no specific info conc. application available		7.6217, 7.6218		
All engines				7.1283 T20	7.1210 T22

ENGINE				
1.6 HDi 90	Diesel	68	11/12->	9HF (DV6DTE), 9HJ (DV6DTE), DV6DTE, DV6DTE

Engine	Information	S10	T10	T20 - T23	T22 - T25
Eng. DV6DTE	COL:grey, spanner size 21, switch press. 0.5 bar, thread M16x1.5	7.0116			
Eng. 9HJ (DV6DTE)		7.0130			
Eng. 9HF (DV6DTE), DV6DTE		7.0203			
All engines	no specific info conc. application available, spanner size 22, t.tnr. MA, thread M14x1.5		7.6217		
All engines	COL:grey, no specific info conc. application available, t.tnr. BE4R		7.6218		
Eng. DV6DTE, DV6DTE	01/06/17 ->, org. 14812 ->			7.1213 T20	
All engines	-> 01/05/17, ->org. 14811			7.1283 T20	
All engines	COL:grey				7.1210 T22

ENGINE				
1.6 HDi 90	Diesel	69	09/16->	9HF (DV6DTE)

Engine	Information	S10	T10	T20 - T23	T22 - T25
All engines		7.0203		7.1283 T20	7.1210 T22
All engines	no specific info conc. application available		7.6217, 7.6218		

ENGINE				
1.6 LPG	Petrol/ Petro- leum Gas (LPG)	85	07/14->	ECS

Engine	Information	S10	T10	T20 - T23	T22 - T25
All engines	COL:grey, spanner size 21, switch press. 0.5 bar, thread M16x1.5	7.0116			
All engines	spanner size 22, thread M14x1.5		7.6217		
All engines	01/06/17 ->, org. 14812 ->			7.1213 T20	
All engines	-> 01/05/17, ->org. 14811			7.1283 T20	
All engines	COL:grey				7.1210 T22

ENGINE				
1.6 Vti 115	Petrol	85	11/12->	ECS, NFP (ECS)

Engine	Information	S10	T10	T20 - T23	T22 - T25
Eng. ECS	COL:grey, spanner size 21, switch press. 0.5 bar, thread M16x1.5	7.0116			
Eng. NFP (ECS)		7.0130			
All engines	no specific info conc. application available, spanner size 22, thread M14x1.5		7.6217		
Eng. NFP (ECS)	no specific info conc. application available		7.6218		
Eng. ECS	01/06/17 ->, org. 14812 ->			7.1213 T20	
All engines	-> 01/05/17, ->org. 14811			7.1283 T20	
All engines	COL:grey				7.1210 T22

ENGINE				
1.6 Vti 115	Petrol	86	09/16->	ECS, NFP (ECS)

Engine	Information	S10	T10	T20 - T23	T22 - T25
Eng. ECS	COL:grey, spanner size 21, switch press. 0.5 bar, thread M16x1.5	7.0116			
Eng. NFP (ECS)		7.0130			
All engines	no specific info conc. application available, spanner size 22, thread M14x1.5		7.6217		
Eng. NFP (ECS)	no specific info conc. application available		7.6218		
Eng. ECS	01/06/17 ->, org. 14812 ->			7.1213 T20	
All engines	-> 01/05/17, ->org. 14811			7.1283 T20	
All engines	COL:grey				7.1210 T22

ENGINE				
1.5	Petrol	65	05/80-09/82	117 (XR5S)

Engine	Information	S10	T10	T20 - T23	T22 - T25
All engines	no specific info conc. application available		7.6015		
All engines	LHD			7.1007 T20	

S10 OIL PRESSURE WARNING LIGHT SWITCH	T10 REVERSING LIGHT SWITCH	T20 BRAKE LIGHT SWITCH
T22 SWITCH CLUTCH CONTROL (CRUISE CONTROL)	T23 SWITCH BRAKE ACTUATION (ENGINE TIMING)	T25 SWITCH CLUTCH CONTROL (ENGINE CONTROL)

FUNCTIONS ON THE VEHICLE

Vehicle	alim.	kW	Date	Engine	 S10	 T10	 T20 - T23	 T22 - T25
---------	-------	----	------	--------	---	---	--	---

305

				ENGINE
1.5	Petrol	65	05/80-09/82	117 (XR5S)

Engine	Information	S10	T10	T20 - T23	T22 - T25
All engines	RHD			7.1009 T20	

				ENGINE
1.5 Diesel	Diesel	36	11/77-09/82	149 (X1D)

Engine	Information	S10	T10	T20 - T23	T22 - T25
All engines	LHD			7.1007 T20	
All engines	RHD			7.1009 T20	

				ENGINE
1.9 D	Diesel	47	10/82-07/88	D9A (XUD9)

Engine	Information	S10	T10	T20 - T23	T22 - T25
All engines		7.0021	7.6015		
All engines	LHD			7.1007 T20	
All engines	RHD			7.1009 T20	

				ENGINE
1.9 Diesel	Diesel	47	10/82-12/88	D9A (XUD9)

Engine	Information	S10	T10	T20 - T23	T22 - T25
All engines		7.0021	7.6015		
All engines	LHD			7.1007 T20	
All engines	RHD			7.1009 T20	

306

				ENGINE
1.1	Petrol	44	05/93-05/01	HDZ (TU1M)

Engine	Information	S10	T10	T20 - T23	T22 - T25
All engines		7.0021	7.6099	7.1217 T20	

				ENGINE
1.4	Petrol	55	04/93-04/02	KDX (TU3MC), KFW (TU3JP), KFX (TU3JP)

Engine	Information	S10	T10	T20 - T23	T22 - T25
All engines	press. 0, 60 bar	7.0021			
Eng. KFW (TU3JP), KFX (TU3JP)	press. 0, 50 bar	7.0130			
All engines	-> 28/11/99		7.6099		
Eng. KFW (TU3JP), KFX (TU3JP)	29/11/99 ->		7.6217		
All engines				7.1217 T20	

				ENGINE
1.4 SL	Petrol	55	06/94-05/01	KDX (TU3MC), KFW (TU3JP), KFX (TU3JP)

Engine	Information	S10	T10	T20 - T23	T22 - T25
All engines	press. 0, 60 bar	7.0021			
Eng. KFW (TU3JP), KFX (TU3JP)	press. 0, 50 bar	7.0130			
All engines	-> 28/11/99		7.6099		
Eng. KFW (TU3JP), KFX (TU3JP)	29/11/99 ->		7.6217		
All engines				7.1217 T20	

				ENGINE
1.6	Petrol	65	05/93-10/00	NFZ (TU5JP)

Engine	Information	S10	T10	T20 - T23	T22 - T25
All engines		7.0021		7.1217 T20	
All engines	-> 28/11/99		7.6099		
All engines	29/11/99 ->		7.6217		

				ENGINE
1.6	Petrol	72	10/00-04/02	NFT (TU5JP)





Engine	Information	S10	T10	T20 - T23	T22 - T25
All engines		7.0130		7.1217 T20	
All engines	-> 28/11/99		7.6099		
All engines	29/11/99 ->		7.6217		

				ENGINE
1.6 SR	Petrol	65	06/94-10/00	NFZ (TU5JP)

Engine	Information	S10	T10	T20 - T23	T22 - T25
All engines		7.0021		7.1217 T20	
All engines	-> 28/11/99		7.6099		
All engines	29/11/99 ->		7.6217		

S10	OIL PRESSURE WARNING LIGHT SWITCH	T10	REVERSING LIGHT SWITCH	T20	BRAKE LIGHT SWITCH
T22	SWITCH CLUTCH CONTROL (CRUISE CONTROL)	T23	SWITCH BRAKE ACTUATION (ENGINE TIMING)	T25	SWITCH CLUTCH CONTROL (ENGINE CONTROL)

FUNCTIONS ON THE VEHICLE

Vehicle	alim.	kW	Date	Engine	 S10	 T10	 T20 - T23	 T22 - T25
---------	-------	----	------	--------	---	---	--	---

ENGINE				
1.8	Petrol	74	05/93-04/02	--, LFZ (XU7JP)

Engine	Information	S10	T10	T20 - T23	T22 - T25
All engines	-> 03/05/98	7.0116			
All engines	04/05/98 ->	7.0130			
All engines	-> 28/11/99, man.		7.6108		
All engines	29/11/99 ->, man.		7.6218		
All engines				7.1217	T20

ENGINE				
1.8 16V	Petrol	81	03/97-04/02	LFY (XU7JP4)

Engine	Information	S10	T10	T20 - T23	T22 - T25
All engines	-> 03/05/98	7.0116			
All engines	04/05/98 ->	7.0130			
All engines	-> 28/11/99		7.6108		
All engines	29/11/99 ->		7.6218		
All engines				7.1217	T20

ENGINE				
1.8 16V	Petrol	82	03/97-10/03	LFY (XU7JP4)

Engine	Information	S10	T10	T20 - T23	T22 - T25
All engines	-> 03/05/98	7.0116			
All engines	04/05/98 ->	7.0130			
All engines	-> 28/11/99		7.6108		
All engines	29/11/99 ->		7.6218		
All engines				7.1217	T20

ENGINE				
1.8 D	Diesel	43	05/93-05/01	A9A (XUD7)

Engine	Information	S10	T10	T20 - T23	T22 - T25
All engines	-> 04/05/98	7.0116			
All engines	05/05/98 ->	7.0130			
All engines	-> 28/11/99		7.6108		
All engines	29/11/99 ->		7.6218		
All engines				7.1217	T20

ENGINE				
1.8 D	Diesel	44	04/93-06/00	--, 161 (XUD7), A9A (XUD7)

Engine	Information	S10	T10	T20 - T23	T22 - T25
All engines	-> 04/05/98	7.0116			
All engines	05/05/98 ->	7.0130			
All engines	-> 28/11/99		7.6108		
All engines	29/11/99 ->		7.6218		
All engines				7.1217	T20

ENGINE				
1.8 ST	Petrol	74	06/94-05/01	LFZ (XU7JP)

Engine	Information	S10	T10	T20 - T23	T22 - T25
All engines	-> 03/05/98	7.0116			
All engines	04/05/98 ->	7.0130			
All engines	-> 28/11/99, man.		7.6108		
All engines	29/11/99 ->, man.		7.6218		
All engines				7.1217	T20

ENGINE				
1.9 D	Diesel	47	05/93-05/01	DJZ (XUD9Y)

Engine	Information	S10	T10	T20 - T23	T22 - T25
All engines	-> 04/05/98	7.0116			
All engines	05/05/98 ->	7.0130			
All engines	-> 28/11/99		7.6108		
All engines	29/11/99 ->		7.6218		
All engines				7.1217	T20

ENGINE				
1.9 D	Diesel	50	06/94-04/02	DJY (XUD9A)

Engine	Information	S10	T10	T20 - T23	T22 - T25
All engines	-> 04/05/98	7.0116			
All engines	05/05/98 ->	7.0130			
All engines	-> 28/11/99		7.6108		
All engines	29/11/99 ->		7.6218		

S10 OIL PRESSURE WARNING LIGHT SWITCH	T10 REVERSING LIGHT SWITCH	T20 BRAKE LIGHT SWITCH
T22 SWITCH CLUTCH CONTROL (CRUISE CONTROL)	T23 SWITCH BRAKE ACTUATION (ENGINE TIMING)	T25 SWITCH CLUTCH CONTROL (ENGINE CONTROL)

				FUNCTIONS ON THE VEHICLE				
Vehicle	alim.	kW	Date	Engine	 S10	 T10	 T20 - T23	 T22 - T25
ENGINE								
1.9 D	Diesel	50	06/94-04/02	DJY (XUD9A)				
ENGINE								
Engine					S10	T10	T20 - T23	T22 - T25
All engines							7.1217	T20
ENGINE								
1.9 D	Diesel	51	04/93-08/02	DJY (XUD9A), WJY (DW8B), WJZ (DW8), XUD9				
ENGINE								
Engine					S10	T10	T20 - T23	T22 - T25
Eng. DJY (XUD9A), XUD9					-> 04/05/98	7.0116		
All engines					05/05/98 ->	7.0130		
All engines					-> 28/11/99	7.6108		
All engines					29/11/99 ->	7.6218		
All engines							7.1217	T20
ENGINE								
1.9 D	Diesel	52	01/99-08/03	WJZ (DW8)				
ENGINE								
Engine					S10	T10	T20 - T23	T22 - T25
All engines					7.0130		7.1217	T20
All engines					-> 28/11/99	7.6108		
All engines					29/11/99 ->	7.6218		
ENGINE								
1.9 D	Diesel	68	01/93-12/97	DHY (XUD9TE), XUD9TE				
ENGINE								
Engine					S10	T10	T20 - T23	T22 - T25
All engines					-> 04/05/98	7.0116		
All engines					05/05/98 ->	7.0130		
All engines					-> 28/11/99	7.6108		
All engines					29/11/99 ->	7.6218		
All engines							7.1217	T20
ENGINE								
1.9 D	Diesel	69	02/94-04/99	XUD9TE				
ENGINE								
Engine					S10	T10	T20 - T23	T22 - T25
All engines					-> 04/05/98	7.0116		
All engines					05/05/98 ->	7.0130		
All engines					-> 28/11/99	7.6108		
All engines					29/11/99 ->	7.6218		
All engines							7.1217	T20
ENGINE								
1.9 DT	Diesel	66	05/93-05/01	DHY (XUD9TE)				
ENGINE								
Engine					S10	T10	T20 - T23	T22 - T25
All engines					-> 04/05/98	7.0116		
All engines					05/05/98 ->	7.0130		
All engines					-> 28/11/99	7.6108		
All engines					29/11/99 ->	7.6218		
All engines							7.1217	T20
ENGINE								
1.9 SLD	Diesel	47	06/94-05/01	DJZ (XUD9Y)				
ENGINE								
Engine					S10	T10	T20 - T23	T22 - T25
All engines					-> 04/05/98	7.0116		
All engines					05/05/98 ->	7.0130		
All engines					-> 28/11/99	7.6108		
All engines					29/11/99 ->	7.6218		
All engines							7.1217	T20
ENGINE								
1.9 SLD	Diesel	50	06/94-05/01	DJY (XUD9A)				
ENGINE								
Engine					S10	T10	T20 - T23	T22 - T25
All engines					-> 04/05/98	7.0116		
All engines					05/05/98 ->	7.0130		
All engines					-> 28/11/99	7.6108		
All engines					29/11/99 ->	7.6218		
All engines							7.1217	T20
ENGINE								
1.9 SRDT	Diesel	66	06/94-05/01	DHY (XUD9TE)				
ENGINE								
Engine					S10	T10	T20 - T23	T22 - T25
All engines					-> 04/05/98	7.0116		

S10	OIL PRESSURE WARNING LIGHT SWITCH	T10	REVERSING LIGHT SWITCH	T20	BRAKE LIGHT SWITCH
T22	SWITCH CLUTCH CONTROL (CRUISE CONTROL)	T23	SWITCH BRAKE ACTUATION (ENGINE TIMING)	T25	SWITCH CLUTCH CONTROL (ENGINE CONTROL)

FUNCTIONS ON THE VEHICLE

Vehicle	alim.	kW	Date	Engine	 S10	 T10	 T20 - T23	 T22 - T25
---------	-------	----	------	--------	---	---	--	---

				ENGINE
1.9 SRDT	Diesel	66	06/94-05/01	DHY (XUD9TE)

Engine	Information	S10	T10	T20 - T23	T22 - T25
All engines	05/05/98 ->	7.0130			
All engines	-> 28/11/99		7.6108		
All engines	29/11/99 ->		7.6218		
All engines				7.1217 T20	

				ENGINE
1.9 STD	Diesel	51	02/94-05/99	XUD9

Engine	Information	S10	T10	T20 - T23	T22 - T25
All engines	-> 04/05/98	7.0116			
All engines	05/05/98 ->	7.0130			
All engines	-> 28/11/99		7.6108		
All engines	29/11/99 ->		7.6218		
All engines				7.1217 T20	

				ENGINE
1.9 TD	Diesel	66	02/97-04/02	DHY (XUD9TE)

Engine	Information	S10	T10	T20 - T23	T22 - T25
All engines	-> 04/05/98	7.0116			
All engines	05/05/98 ->	7.0130			
All engines	-> 28/11/99		7.6108		
All engines	29/11/99 ->		7.6218		
All engines				7.1217 T20	

				ENGINE
2.0	Petrol	89	03/94-04/02	RFX (XU10J2)

Engine	Information	S10	T10	T20 - T23	T22 - T25
All engines		7.0116		7.1217 T20	
All engines	man.		7.6099		

				ENGINE
2.0	Petrol	97	03/97-04/02	RFV (XU10J4R)

Engine	Information	S10	T10	T20 - T23	T22 - T25
All engines	-> 31/05/98	7.0116			
All engines	01/06/98 ->	7.0130			
All engines	-> 28/11/99, man.		7.6108		
All engines	29/11/99 ->, man.		7.6218		
All engines				7.1217 T20	

				ENGINE
2.0	Petrol	99	05/97-06/00	RFV (XU10J4R)

Engine	Information	S10	T10	T20 - T23	T22 - T25
All engines	-> 31/05/98	7.0116			
All engines	01/06/98 ->	7.0130			
All engines	-> 28/11/99, man.		7.6108		
All engines	29/11/99 ->, man.		7.6218		
All engines				7.1217 T20	

				ENGINE
2.0 16V	Petrol	97	03/97-04/02	RFV (XU10J4R)

Engine	Information	S10	T10	T20 - T23	T22 - T25
All engines	-> 31/05/98	7.0116			
All engines	01/06/98 ->	7.0130			
All engines	-> 28/11/99, man.		7.6108		
All engines	29/11/99 ->, man.		7.6218		
All engines				7.1217 T20	

				ENGINE
2.0 16V	Petrol	99	03/97-04/02	RFV (XU10J4R)

Engine	Information	S10	T10	T20 - T23	T22 - T25
All engines	-> 31/05/98	7.0116			
All engines	01/06/98 ->	7.0130			
All engines	-> 28/11/99, man.		7.6108		
All engines	29/11/99 ->, man.		7.6218		
All engines				7.1217 T20	

S10	OIL PRESSURE WARNING LIGHT SWITCH	T10	REVERSING LIGHT SWITCH	T20	BRAKE LIGHT SWITCH
T22	SWITCH CLUTCH CONTROL (CRUISE CONTROL)	T23	SWITCH BRAKE ACTUATION (ENGINE TIMING)	T25	SWITCH CLUTCH CONTROL (ENGINE CONTROL)

FUNCTIONS ON THE VEHICLE

Vehicle	alim.	kW	Date	Engine	 S10	 T10	 T20 - T23	 T22 - T25
---------	-------	----	------	--------	---	---	--	---

				ENGINE
2.0 HDI 90	Diesel	66	06/99-12/02	RHY (DW10TD)

Engine	Information	S10	T10	T20 - T23	T22 - T25
All engines		7.0130		7.1217 T20	7.1132 T22
All engines	-> 28/11/99		7.6108		
All engines	29/11/99 ->		7.6218		

				ENGINE
2.0 S16	Petrol	110	06/94-05/01	RFT (XU10J4), RFY (XU10J4Z)

Engine	Information	S10	T10	T20 - T23	T22 - T25
All engines		7.0116	7.6108	7.1217 T20	

				ENGINE
2.0 S16	Petrol	112	05/93-05/01	RFY (XU10J4Z)

Engine	Information	S10	T10	T20 - T23	T22 - T25
All engines		7.0116	7.6108	7.1217 T20	

				ENGINE
2.0 S16	Petrol	120	07/96-05/01	RFS (XU10J4RS)

Engine	Information	S10	T10	T20 - T23	T22 - T25
All engines	-> 31/05/98	7.0116			
All engines	01/06/98 ->	7.0130			
All engines	-> 28/11/99		7.6108		
All engines	29/11/99 ->		7.6218		
All engines				7.1217 T20	

				ENGINE
2.0 ST	Petrol	89	07/94-05/01	RFX (XU10J2)

Engine	Information	S10	T10	T20 - T23	T22 - T25
All engines		7.0116		7.1217 T20	
All engines	man.		7.6099		

				ENGINE
2.0 XSi	Petrol	89	05/93-05/01	RFX (XU10J2)

Engine	Information	S10	T10	T20 - T23	T22 - T25
All engines		7.0116		7.1217 T20	
All engines	man.		7.6099		

307

				ENGINE
1.4	Petrol	55	08/00->	KFW (TU3JP), TU3JP

Engine	Information	S10	T10	T20 - T23	T22 - T25
Eng. TU3JP	COL:black, COL:grey, spanner size 21, switch press. 0.5 bar, thread M16x1.5	7.0116			
Eng. KFW (TU3JP)		7.0130			
All engines	spanner size 22, t.tnr. MA, thread M14x1.5		7.6217		
Eng. TU3JP	COL:grey, t.tnr. BE4R		7.6218		
All engines	-> 01/12/02, COL:white, pole nr. 2			7.1091 T20	
Eng. KFW (TU3JP)	COL:red, pole nr. 2			7.1184 T20	
All engines	01/01/03 ->, -CAN bus system, COL:white, pole nr. 4			7.1197 T20	
All engines	+CAN bus system, 01/01/03 ->, COL:green, no specific info conc. application available, pole nr. 4, without cable			7.1213 T20	
Eng. KFW (TU3JP)	COL:green, pole nr. 4, with cable			7.1213K T20	
Eng. KFW (TU3JP)	COL:green, no specific info conc. application available, pole nr. 4			7.1283 T20	
All engines	01/12/02 ->, COL:grey				7.1210 T22
All engines	-> 01/11/02, COL:brown				7.1219 T22

				ENGINE
1.4 16V	Petrol	65	11/03->	ET3J4, KFU (ET3J4)

Engine	Information	S10	T10	T20 - T23	T22 - T25
Eng. ET3J4	COL:black, COL:grey, spanner size 21, switch press. 0.5 bar, thread M16x1.5	7.0116			
Eng. KFU (ET3J4)		7.0130			
All engines	spanner size 22, t.tnr. MA, thread M14x1.5		7.6217		
Eng. ET3J4	COL:grey, t.tnr. BE4R		7.6218		
All engines	COL:white, MULTIPLEX CAN CAN(-)			7.1197 T20	
All engines	COL:green, no specific info conc. application available, without cable			7.1213 T20	
All engines	COL:green, MULTIPLEX CAN CAN(+), with cable			7.1213K T20	
Eng. KFU (ET3J4)	COL:green, no specific info conc. application available			7.1283 T20	
All engines	01/01/04 ->, 01/03/04 ->, COL:grey, LHD, RHD				7.1210 T22

S10	OIL PRESSURE WARNING LIGHT SWITCH	T10	REVERSING LIGHT SWITCH	T20	BRAKE LIGHT SWITCH
T22	SWITCH CLUTCH CONTROL (CRUISE CONTROL)	T23	SWITCH BRAKE ACTUATION (ENGINE TIMING)	T25	SWITCH CLUTCH CONTROL (ENGINE CONTROL)

FUNCTIONS ON THE VEHICLE

Vehicle	alim.	kW	Date	Engine	 S10	 T10	 T20 - T23	 T22 - T25
---------	-------	----	------	--------	---	---	--	---

ENGINE				
1.4 16V	Petrol	65	11/03->	ET3J4, KFJ (ET3J4)

Engine	Information	S10	T10	T20 - T23	T22 - T25
All engines	-> 01/02/04, -> 01/12/03, COL:brown, LHD, RHD				7.1219 T22

ENGINE				
1.4 HdI	Diesel	50	10/01->	8HX (DV4TD), 8HZ (DV4TD), DV4TD

Engine	Information	S10	T10	T20 - T23	T22 - T25
Eng. DV4TD	COL:black, COL:grey, spanner size 21, switch press. 0.5 bar, thread M16x1.5	7.0116			
Eng. 8HX (DV4TD), 8HZ (DV4TD)		7.0130			
Eng. DV4TD	spanner size 22, t.tnr. MA, thread M14x1.5		7.6217		
All engines	COL:grey, t.tnr. BE4R		7.6218		
All engines	-> 01/12/02, COL:white, pole nr. 2			7.1091 T20	
Eng. 8HX (DV4TD), 8HZ (DV4TD)	COL:red, pole nr. 2			7.1184 T20	
Eng. DV4TD	-> 01/12/02			7.1184 T23	
All engines	-> 01/11/03, 01/01/03 ->, COL:white, pole nr. 4			7.1197 T20	
All engines	01/12/03 ->, COL:green, no specific info conc. application available, pole nr. 4, without cable			7.1213 T20	
Eng. 8HX (DV4TD), 8HZ (DV4TD)	COL:green, pole nr. 4, with cable			7.1213K T20	
Eng. DV4TD	01/01/03 ->, COL:brown			7.1219 T23	
Eng. 8HX (DV4TD), 8HZ (DV4TD)	COL:green, no specific info conc. application available, pole nr. 4			7.1283 T20	
All engines	01/02/04 ->, 01/03/04 ->, 01/12/02 ->, COL:grey, LHD, RHD				7.1210 T22
All engines	-> 01/01/04, -> 01/02/04, -> 01/11/02, COL:brown, LHD, RHD				7.1219 T22

ENGINE				
1.4 HdI	Diesel	51	04/02-06/05	DV4TD

Engine	Information	S10	T10	T20 - T23	T22 - T25
All engines	COL:black, COL:grey, spanner size 21, switch press. 0.5 bar, thread M16x1.5	7.0116			
All engines	spanner size 22, t.tnr. MA, thread M14x1.5		7.6217		
All engines	COL:grey, t.tnr. BE4R		7.6218		
All engines	-> 01/12/02			7.1091 T20	
All engines	-> 01/11/03, 01/01/03 ->			7.1197 T20	
All engines	01/12/03 ->			7.1213 T20	
All engines	01/12/02 ->, COL:grey				7.1210 T22
All engines	-> 01/11/02, COL:brown				7.1219 T22

ENGINE				
1.4 HdI 70	Diesel	50	03/02-06/05	8HZ (DV4TD)

Engine	Information	S10	T10	T20 - T23	T22 - T25
All engines		7.0130	7.6218		
All engines	COL:white, pole nr. 2			7.1091 T20	
All engines	COL:red, pole nr. 2			7.1184 T20	
All engines	COL:white, pole nr. 4			7.1197 T20	
All engines	COL:green, no specific info conc. application available, pole nr. 4, without cable			7.1213 T20	
All engines	COL:green, pole nr. 4, with cable			7.1213K T20	
All engines	COL:green, no specific info conc. application available, pole nr. 4			7.1283 T20	
All engines	COL:grey				7.1210 T22
All engines	COL:brown				7.1219 T22





ENGINE				
1.6	Petrol	81	07/06->	TU5JP4

Engine	Information	S10	T10	T20 - T23	T22 - T25
All engines	COL:grey, spanner size 21, switch press. 0.5 bar, thread M16x1.5	7.0116			
All engines	spanner size 22, t.tnr. MA5, thread M14x1.5		7.6217		
All engines	COL:grey, t.tnr. BE4R		7.6218		
All engines	with cable			7.1213K T20	
All engines	COL:grey				7.1210 T22

ENGINE				
1.6	Petrol	85	08/05-12/09	EC5

Engine	Information	S10	T10	T20 - T23	T22 - T25
All engines	COL:grey, spanner size 21, switch press. 0.5 bar, thread M16x1.5	7.0116			
All engines	spanner size 22, t.tnr. MA5, thread M14x1.5		7.6217		

S10 OIL PRESSURE WARNING LIGHT SWITCH	T10 REVERSING LIGHT SWITCH	T20 BRAKE LIGHT SWITCH
T22 SWITCH CLUTCH CONTROL (CRUISE CONTROL)	T23 SWITCH BRAKE ACTUATION (ENGINE TIMING)	T25 SWITCH CLUTCH CONTROL (ENGINE CONTROL)

Vehicle	alim.	kW	Date	Engine	FUNCTIONS ON THE VEHICLE			
					 S10	 T10	 T20 - T23	 T22 - T25

ENGINE				
1.6	Petrol	85	08/05-12/09	EC5

Engine	Information	S10	T10	T20 - T23	T22 - T25
All engines	COL:grey, t.tnr. BE4R		7.6218		
All engines	01/07/07 ->, aut 4 speed, MADE BY:(F), MADE BY:(TU), man 5 speed, org. 11193 ->			7.1213 T20	
All engines	-> 01/06/07, ->org. 11192, aut 4 speed, MADE BY:(F), with cable			7.1213K T20	
All engines	COL:grey				7.1210 T22

ENGINE				
1.6 16V	Petrol	80	08/00->	N6A (TU5JP4), NFU (TU5JP4), TU5JP4

Engine	Information	S10	T10	T20 - T23	T22 - T25
Eng. TU5JP4	COL:black, COL:grey, spanner size 21, switch press. 0.5 bar, thread M16x1.5	7.0116			
Eng. N6A (TU5JP4), NFU (TU5JP4)		7.0130			
All engines	spanner size 22, t.tnr. MA, t.tnr. MA/ML6CL, thread M14x1.5		7.6217		
All engines	COL:grey, t.tnr. BE4, t.tnr. BE4R		7.6218		
All engines	-> 01/11/02, -> 01/12/02, COL:white, pole nr. 2			7.1091 T20	
Eng. N6A (TU5JP4), NFU (TU5JP4)	COL:red, pole nr. 2			7.1184 T20	
Eng. TU5JP4				7.1184 T23	
All engines	-> 01/10/03, -> 01/11/03, 01/01/03 ->, 01/12/02 ->, COL:white, pole nr. 4			7.1197 T20	
All engines	01/11/03 ->, 01/12/03 ->, COL:green, no specific info conc. application available, pole nr. 4, without cable			7.1213 T20	
Eng. N6A (TU5JP4), NFU (TU5JP4)	COL:green, pole nr. 4, with cable			7.1213K T20	
Eng. N6A (TU5JP4), NFU (TU5JP4)	COL:green, no specific info conc. application available, pole nr. 4			7.1283 T20	
All engines	01/03/04 ->, 01/12/02 ->, 05/01/04 ->, COL:grey, LHD, RHD				7.1210 T22
All engines	-> 01/11/02, -> 04/01/04, -> 29/02/04, COL:brown, LHD, RHD				7.1219 T22

ENGINE				
1.6 BioFlex	Flexfuel	81	07/06->	--

Engine	Information	S10	T10	T20 - T23	T22 - T25
All engines		7.0130			7.1210 T22
All engines	t.tnr. MA5		7.6217		
All engines	t.tnr. BE4		7.6218		
All engines	COL:white			7.1197 T20	
All engines	COL:green, no specific info conc. application available, without cable			7.1213 T20	
All engines	COL:green, with cable			7.1213K T20	
All engines	COL:green, no specific info conc. application available			7.1283 T20	

ENGINE				
1.6 BioFlex	Petrol	80	07/06->	N6A (TU5JP4)

Engine	Information	S10	T10	T20 - T23	T22 - T25
All engines		7.0130			7.1210 T22
All engines	t.tnr. MA5		7.6217		
All engines	t.tnr. BE4		7.6218		
All engines	COL:white			7.1197 T20	
All engines	COL:green, no specific info conc. application available, without cable			7.1213 T20	
All engines	COL:green, with cable			7.1213K T20	
All engines	COL:green, no specific info conc. application available			7.1283 T20	
Eng. TU5JP4	COL:black, COL:grey, spanner size 21, switch press. 0.5 bar, thread M16x1.5	7.0116			
Eng. NFU (TU5JP4)		7.0130			7.1210 T22
All engines	spanner size 22, t.tnr. MA/ML6CL, t.tnr. MA5, thread M14x1.5		7.6217		
All engines	COL:grey, t.tnr. BE4, t.tnr. BE4R		7.6218		
Eng. NFU (TU5JP4)	COL:white			7.1197 T20	
All engines	COL:green, no specific info conc. application available, without cable			7.1213 T20	
Eng. NFU (TU5JP4)	COL:green, with cable			7.1213K T20	
Eng. NFU (TU5JP4)	COL:green, no specific info conc. application available			7.1283 T20	

S10	OIL PRESSURE WARNING LIGHT SWITCH	T10	REVERSING LIGHT SWITCH	T20	BRAKE LIGHT SWITCH
T22	SWITCH CLUTCH CONTROL (CRUISE CONTROL)	T23	SWITCH BRAKE ACTUATION (ENGINE TIMING)	T25	SWITCH CLUTCH CONTROL (ENGINE CONTROL)

Vehicle	alim.	kW	Date	Engine	 S10	 T10	 T20 - T23	 T22 - T25
---------	-------	----	------	--------	---	---	--	---

ENGINE				
1.6 HDi	Diesel	66	04/05->	9HV (DV6ATED4), DV6ATED4, DV6TED4B, DV6TED4BU

Engine	Information	S10	T10	T20 - T23	T22 - T25
Eng. DV6ATED4, DV6TED4B, DV6TED4BU	COL:black, COL:grey, spanner size 21, switch press. 0.5 bar, thread M16x1.5	7.0116			
Eng. 9HV (DV6ATED4)		7.0130			
Eng. DV6ATED4, DV6TED4B, DV6TED4BU	spanner size 22, t.tnr. MA, thread M14x1.5		7.6217		
All engines	COL:grey, t.tnr. BE4R		7.6218		
All engines	COL:white, MULTIPLEX CAN CAN(-)			7.1197	T20
Eng. 9HV (DV6ATED4)	COL:green, no specific info conc. application available, without cable			7.1213	T20
All engines	COL:green, MULTIPLEX CAN CAN(+), with cable			7.1213K	T20
Eng. 9HV (DV6ATED4)	COL:green, no specific info conc. application available			7.1283	T20
All engines	COL:grey				7.1210 T22

ENGINE				
1.6 HDi 110	Diesel	80	02/04->	9HY (DV6TED4), 9HZ (DV6TED4), DV6TED4

Engine	Information	S10	T10	T20 - T23	T22 - T25
Eng. DV6TED4	COL:black, COL:grey, spanner size 21, switch press. 0.5 bar, thread M16x1.5	7.0116			
Eng. 9HY (DV6TED4), 9HZ (DV6TED4)		7.0130			
Eng. DV6TED4	spanner size 22, t.tnr. MA/MA5/ML6, t.tnr. MA/MA5L/MA5N/ML6CL, thread M14x1.5		7.6217		
All engines	COL:grey, t.tnr. BE4R		7.6218		
All engines	-> 01/06/08, COL:white, MULTIPLEX CAN CAN(-)			7.1197	T20
All engines	01/07/08 ->, COL:green, no specific info conc. application available, without cable			7.1213	T20
All engines	COL:green, MULTIPLEX CAN CAN(+), with cable			7.1213K	T20
Eng. 9HY (DV6TED4), 9HZ (DV6TED4)	COL:green, no specific info conc. application available			7.1283	T20
All engines	01/01/04 ->, COL:grey				7.1210 T22
All engines	-> 01/12/03, COL:brown				7.1219 T22

ENGINE				
1.6 HDi 90	Diesel	66	12/06-04/08	9HV (DV6ATED4), DV6ATED4, DV6TED4B, DV6TED4BU





Engine	Information	S10	T10	T20 - T23	T22 - T25
Eng. DV6ATED4, DV6TED4B, DV6TED4BU	COL:black, COL:grey, spanner size 21, switch press. 0.5 bar, thread M16x1.5	7.0116			
Eng. 9HV (DV6ATED4)		7.0130			
Eng. DV6ATED4, DV6TED4B, DV6TED4BU	spanner size 22, t.tnr. MA, thread M14x1.5		7.6217		
All engines	COL:grey, t.tnr. BE4R		7.6218		
All engines	COL:white, MULTIPLEX CAN CAN(-)			7.1197	T20
Eng. 9HV (DV6ATED4)	COL:green, no specific info conc. application available, without cable			7.1213	T20
All engines	COL:green, MULTIPLEX CAN CAN(+), with cable			7.1213K	T20
Eng. 9HV (DV6ATED4)	COL:green, no specific info conc. application available			7.1283	T20
All engines	COL:grey				7.1210 T22

ENGINE				
2.0	Petrol	100	03/02-06/05	EW10J4, RFN (EW10J4)

Engine	Information	S10	T10	T20 - T23	T22 - T25
Eng. EW10J4	COL:black, COL:grey, spanner size 21, switch press. 0.5 bar, thread M16x1.5	7.0116			
Eng. RFN (EW10J4)		7.0130			
Eng. EW10J4	spanner size 22, t.tnr. MA, thread M14x1.5		7.6217		
All engines	COL:grey, t.tnr. BE4R		7.6218		
All engines	-> 01/12/02, COL:white, pole nr. 2			7.1091	T20
Eng. RFN (EW10J4)	COL:red, pole nr. 2			7.1184	T20
All engines	-> 01/11/03, 01/01/03 ->, COL:white, pole nr. 4			7.1197	T20
All engines	01/12/03 ->, COL:green, no specific info conc. application available, pole nr. 4, without cable			7.1213	T20
Eng. RFN (EW10J4)	COL:green, pole nr. 4, with cable			7.1213K	T20
Eng. RFN (EW10J4)	COL:green, no specific info conc. application available, pole nr. 4			7.1283	T20
All engines	01/12/02 ->, COL:grey				7.1210 T22
All engines	-> 01/11/02, COL:brown				7.1219 T22

S10	OIL PRESSURE WARNING LIGHT SWITCH	T10	REVERSING LIGHT SWITCH	T20	BRAKE LIGHT SWITCH
T22	SWITCH CLUTCH CONTROL (CRUISE CONTROL)	T23	SWITCH BRAKE ACTUATION (ENGINE TIMING)	T25	SWITCH CLUTCH CONTROL (ENGINE CONTROL)

FUNCTIONS ON THE VEHICLE

Vehicle	alim.	kW	Date	Engine	 S10	 T10	 T20 - T23	 T22 - T25
---------	-------	----	------	--------	---	---	--	---

ENGINE				
2.0 16V	Petrol	100	08/00->	EW10J4, RFN (EW10J4)

Engine	Information	S10	T10	T20 - T23	T22 - T25
Eng. EW10J4	COL:black, COL:grey, spanner size 21, switch press. 0.5 bar, thread M16x1.5	7.0116			
Eng. RFN (EW10J4)		7.0130			
Eng. EW10J4	spanner size 22, t.tnr. MA, thread M14x1.5		7.6217		
All engines	COL:grey, t.tnr. BE4R		7.6218		
All engines	-> 01/12/02, COL:white, pole nr. 2			7.1091	T20
Eng. RFN (EW10J4)	COL:red, pole nr. 2			7.1184	T20
All engines	-> 01/11/03, 01/01/03 ->, COL:white, pole nr. 4			7.1197	T20
All engines	01/12/03 ->, COL:green, no specific info conc. application available, pole nr. 4, without cable			7.1213	T20
Eng. RFN (EW10J4)	COL:green, pole nr. 4, with cable			7.1213K	T20
Eng. RFN (EW10J4)	COL:green, no specific info conc. application available, pole nr. 4			7.1283	T20
All engines	01/12/02 ->, COL:grey				7.1210 T22
All engines	-> 01/11/02, COL:brown				7.1219 T22

ENGINE				
2.0 16V	Petrol	103	12/04->	EW10A, RFJ (EW10A), RFN (EW10J4)

Engine	Information	S10	T10	T20 - T23	T22 - T25
Eng. EW10A	COL:black, COL:grey, spanner size 21, switch press. 0.5 bar, thread M16x1.5	7.0116			
Eng. RFJ (EW10A), RFN (EW10J4)		7.0130			
Eng. EW10A	spanner size 22, t.tnr. MA, thread M14x1.5		7.6217		
All engines	COL:grey, t.tnr. BE4R		7.6218		
Eng. RFN (EW10J4)	COL:white, pole nr. 2			7.1091	T20
Eng. RFN (EW10J4)	COL:red, pole nr. 2			7.1184	T20
All engines	COL:white, MULTIPLEX CAN CAN(-), pole nr. 4			7.1197	T20
All engines	COL:green, MULTIPLEX CAN CAN(+), no specific info conc. application available, pole nr. 4, without cable			7.1213	T20
Eng. RFJ (EW10A), RFN (EW10J4)	COL:green, pole nr. 4, with cable			7.1213K	T20
Eng. RFJ (EW10A), RFN (EW10J4)	COL:green, no specific info conc. application available, pole nr. 4			7.1283	T20
All engines	COL:grey				7.1210 T22
Eng. RFN (EW10J4)	COL:brown				7.1219 T22

ENGINE				
2.0 16V	Petrol	130	10/03->	EW10J4S, RFK (EW10J4S)

Engine	Information	S10	T10	T20 - T23	T22 - T25
Eng. EW10J4S	COL:black, COL:grey, spanner size 21, switch press. 0.5 bar, thread M16x1.5	7.0116			
Eng. RFK (EW10J4S)		7.0130			
Eng. EW10J4S	spanner size 22, t.tnr. MA, thread M14x1.5		7.6217		
All engines	COL:grey, t.tnr. BE4R		7.6218		
Eng. RFK (EW10J4S)	COL:white			7.1197	T20
All engines	COL:green, no specific info conc. application available, without cable			7.1213	T20
Eng. RFK (EW10J4S)	COL:green, with cable			7.1213K	T20
Eng. RFK (EW10J4S)	COL:green, no specific info conc. application available			7.1283	T20
All engines	COL:grey				7.1210 T22
Eng. RFK (EW10J4S)	COL:brown				7.1219 T22




ENGINE				
2.0 HDi	Diesel	100	04/04-11/07	DW10BTD4

Engine	Information	S10	T10	T20 - T23	T22 - T25
All engines	COL:black, COL:grey, spanner size 21, switch press. 0.5 bar, thread M16x1.5	7.0116			
All engines	spanner size 22, t.tnr. MA, thread M14x1.5		7.6217		
All engines	COL:grey, t.tnr. BE4R		7.6218		
All engines				7.1213	T20
All engines	COL:grey				7.1210 T22

ENGINE				
2.0 HDi	Diesel	66	04/03-04/08	DW10TD

Engine	Information	S10	T10	T20 - T23	T22 - T25
All engines	COL:black, COL:grey, spanner size 21, switch press. 0.5 bar, thread M16x1.5	7.0116			
All engines	spanner size 22, t.tnr. MA, thread M14x1.5		7.6217		
All engines	COL:grey, t.tnr. BE4R		7.6218		
All engines	-> 01/11/03			7.1197	T20

S10	OIL PRESSURE WARNING LIGHT SWITCH	T10	REVERSING LIGHT SWITCH	T20	BRAKE LIGHT SWITCH
T22	SWITCH CLUTCH CONTROL (CRUISE CONTROL)	T23	SWITCH BRAKE ACTUATION (ENGINE TIMING)	T25	SWITCH CLUTCH CONTROL (ENGINE CONTROL)

Vehicle	alim.	kW	Date	Engine	 S10	 T10	 T20 - T23	 T22 - T25
---------	-------	----	------	--------	---	---	--	---

				ENGINE
2.0 HdI	Diesel	66	04/03-04/08	DW10TD

Engine	Information	S10	T10	T20 - T23	T22 - T25
All engines	01/12/03 ->			7.1213 T20	
All engines	01/01/04 ->, COL:grey				7.1210 T22
All engines	-> 01/12/03, COL:brown				7.1219 T22

				ENGINE
2.0 HdI	Diesel	79	01/03->	DW10ATED, RHZ (DW10ATED)

Engine	Information	S10	T10	T20 - T23	T22 - T25
Eng. DW10ATED	COL:grey, spanner size 21, switch press. 0.5 bar, thread M16x1.5	7.0116			
Eng. RHZ (DW10ATED)		7.0130			
Eng. DW10ATED	spanner size 22, t.tnr. MA, thread M14x1.5		7.6217		
All engines	COL:grey, t.tnr. BE4R		7.6218		
All engines	COL:white			7.1197 T20	
Eng. RHZ (DW10ATED)	COL:green, no specific info conc. application available, without cable			7.1213 T20	
All engines	COL:green, with cable			7.1213K T20	
Eng. RHZ (DW10ATED)	COL:green, no specific info conc. application available			7.1283 T20	
All engines	01/01/04 ->, COL:grey, org. 09919 ->				7.1210 T22
Eng. DW10ATED	-> 01/12/03, ->org. 09918, COL:brown				7.1219 T22

				ENGINE
2.0 HdI 110	Diesel	79	08/00->	DW10ATED, RHS (DW10ATED)

Engine	Information	S10	T10	T20 - T23	T22 - T25
Eng. DW10ATED	COL:grey, spanner size 21, switch press. 0.5 bar, thread M16x1.5	7.0116			
Eng. RHS (DW10ATED)		7.0130			
Eng. DW10ATED	spanner size 22, t.tnr. MA, thread M14x1.5		7.6217		
All engines	COL:grey, t.tnr. BE4R		7.6218		
All engines	COL:white, pole nr. 2			7.1091 T20	
Eng. RHS (DW10ATED)	COL:red, pole nr. 2			7.1184 T20	
Eng. DW10ATED				7.1184 T23	
All engines	COL:white, pole nr. 4			7.1197 T20	
Eng. RHS (DW10ATED)	COL:green, no specific info conc. application available, pole nr. 4, without cable			7.1213 T20	
All engines	COL:green, pole nr. 4, with cable			7.1213K T20	
Eng. RHS (DW10ATED)	COL:green, no specific info conc. application available, pole nr. 4			7.1283 T20	
All engines	01/01/04 ->, COL:grey, org. 09919 ->				7.1210 T22
All engines	-> 01/12/03, ->org. 09918, COL:brown				7.1219 T22

				ENGINE
2.0 HdI 135	Diesel	100	10/03->	DW10BTED4, RHR (DW10BTED4)

Engine	Information	S10	T10	T20 - T23	T22 - T25
Eng. DW10BTED4	COL:black, COL:grey, spanner size 21, switch press. 0.5 bar, thread M16x1.5	7.0116			
Eng. RHR (DW10BTED4)		7.0130			
All engines	spanner size 22, t.tnr. MA, thread M14x1.5		7.6217		
Eng. DW10BTED4	COL:grey, t.tnr. BE4R		7.6218		
Eng. RHR (DW10BTED4)	COL:white			7.1197 T20	
All engines	COL:green, no specific info conc. application available, without cable			7.1213 T20	
Eng. RHR (DW10BTED4)	COL:green, with cable			7.1213K T20	
Eng. RHR (DW10BTED4)	COL:green, no specific info conc. application available			7.1283 T20	
All engines	COL:grey				7.1210 T22
Eng. RHR (DW10BTED4)	COL:brown				7.1219 T22

				ENGINE
2.0 HdI 90	Diesel	66	08/00->	DW10TD, RHY (DW10TD)

Engine	Information	S10	T10	T20 - T23	T22 - T25
Eng. DW10TD	COL:black, COL:grey, spanner size 21, switch press. 0.5 bar, thread M16x1.5	7.0116			
Eng. RHY (DW10TD)		7.0130			
Eng. DW10TD	spanner size 22, t.tnr. MA, thread M14x1.5		7.6217		
All engines	COL:grey, t.tnr. BE4R		7.6218		
All engines	-> 01/12/02, COL:white, pole nr. 2			7.1091 T20	
Eng. RHY (DW10TD)	COL:red, pole nr. 2			7.1184 T20	
All engines	-> 01/11/03, 01/01/03 ->, COL:white, pole nr. 4			7.1197 T20	

S10 OIL PRESSURE WARNING LIGHT SWITCH	T10 REVERSING LIGHT SWITCH	T20 BRAKE LIGHT SWITCH
T22 SWITCH CLUTCH CONTROL (CRUISE CONTROL)	T23 SWITCH BRAKE ACTUATION (ENGINE TIMING)	T25 SWITCH CLUTCH CONTROL (ENGINE CONTROL)

FUNCTIONS ON THE VEHICLE

Vehicle	alim.	kW	Date	Engine	 S10	 T10	 T20 - T23	 T22 - T25
---------	-------	----	------	--------	---	---	--	---

				ENGINE
2.0 HDi 90	Diesel	66	08/00->	DW10TD, RHY (DW10TD)

Engine	Information	S10	T10	T20 - T23	T22 - T25
All engines	01/12/03 ->, COL:green, no specific info conc. application available, pole nr. 4, without cable			7.1213 T20	
Eng. RHY (DW10TD)	COL:green, pole nr. 4, with cable			7.1213K T20	
Eng. RHY (DW10TD)	COL:green, no specific info conc. application available, pole nr. 4			7.1283 T20	
All engines	01/01/04 ->, COL:grey				7.1210 T22
All engines	-> 01/12/03, COL:brown				7.1219 T22

				ENGINE
1.4 16V	Petrol	70	09/07->	8FS (EP3), EP3

Engine	Information	S10	T10	T20 - T23	T22 - T25
Eng. EP3	COL:grey, spanner size 21, switch press. 0.5 bar, thread M16x1.5	7.0116			
Eng. 8FS (EP3)		7.0130			
All engines	COL:grey		7.6218		7.1210 T22
All engines	-> 01/09/10, -> 03/10/10, 01/04/08 ->, 18/03/08 ->			7.1213 T20	
All engines	-> 01/03/08, -> 17/03/08, kit, with cable			7.1213K T20	
All engines	01/10/10 ->, 04/10/10 ->			7.1283 T20	
Eng. EP3	COL:grey				7.1210 T25

				ENGINE
1.4 16V	Petrol	72	12/09->	EP3C

Engine	Information	S10	T10	T20 - T23	T22 - T25
All engines	COL:grey, spanner size 21, switch press. 0.5 bar, thread M16x1.5	7.0116			
All engines	COL:grey		7.6218		7.1210 T22, T25
All engines	-> 01/09/10, -> 03/10/10, ->org. 12382, 18/03/08 ->			7.1213 T20	
All engines	-> 17/03/08, kit			7.1213K T20	
All engines	01/10/10 ->, 04/10/10 ->, org. 12383 ->			7.1283 T20	

				ENGINE
1.6 16V	Petrol	103	09/07->	5FT (EP6DT), EP6DT

Engine	Information	S10	T10	T20 - T23	T22 - T25
Eng. EP6DT	COL:grey, spanner size 21, switch press. 0.5 bar, thread M16x1.5	7.0116			
Eng. 5FT (EP6DT)		7.0130			7.1210 T22
All engines	COL:grey		7.6218		
All engines	-> 01/09/10, -> 03/10/10, ->org. 12382, 01/04/08 ->, 18/03/08 ->			7.1213 T20	
All engines	-> 01/03/08, -> 17/03/08, kit, with cable			7.1213K T20	
All engines	01/10/10 ->, 04/10/10 ->, org. 12383 ->			7.1283 T20	
Eng. EP6DT	COL:grey				7.1210 T25

				ENGINE
1.6 16V	Petrol	110	09/07->	5FX (EP6DT), EP6CDTMD, EP6DT

Engine	Information	S10	T10	T20 - T23	T22 - T25
Eng. EP6DT	COL:grey, spanner size 21, switch press. 0.5 bar, thread M16x1.5	7.0116			
Eng. 5FX (EP6DT)		7.0130			
All engines	COL:grey		7.6218		
All engines	-> 01/09/10, -> 03/10/10, ->org. 12382, 01/04/08 ->, 18/03/08 ->			7.1213 T20	
All engines	-> 01/03/08, -> 17/03/08, kit, with cable			7.1213K T20	
All engines	01/10/10 ->, 04/10/10 ->, org. 12383 ->			7.1283 T20	
Eng. 5FX (EP6DT), EP6DT	COL:grey				7.1210 T22
Eng. EP6CDTMD, EP6DT	COL:grey				7.1210 T25



				ENGINE
1.6 16V	Petrol	115	06/09->	EP6CDT

Engine	Information	S10	T10	T20 - T23	T22 - T25
All engines	COL:grey		7.6218		7.1210 T22, T25
All engines	-> 01/09/10, ->org. 12382			7.1213 T20	
All engines	01/10/10 ->, org. 12383 ->			7.1283 T20	

				ENGINE
1.6 16V	Petrol	128	03/08->	5FY (EP6DTS), EP6DTS

Engine	Information	S10	T10	T20 - T23	T22 - T25
Eng. EP6DTS	COL:grey, spanner size 21, switch press. 0.5 bar, thread M16x1.5	7.0116			

S10	OIL PRESSURE WARNING LIGHT SWITCH	T10	REVERSING LIGHT SWITCH	T20	BRAKE LIGHT SWITCH
T22	SWITCH CLUTCH CONTROL (CRUISE CONTROL)	T23	SWITCH BRAKE ACTUATION (ENGINE TIMING)	T25	SWITCH CLUTCH CONTROL (ENGINE CONTROL)

Vehicle	alim.	kW	Date	Engine	 S10	 T10	 T20 - T23	 T22 - T25
---------	-------	----	------	--------	---	---	--	---

ENGINE				
1.6 16V	Petrol	128	03/08->	5FY (EP6DTS), EP6DTS

Engine	Information	S10	T10	T20 - T23	T22 - T25
Eng. 5FY (EP6DTS)		7.0130			
All engines	COL:grey		7.6218		7.1210 T22
All engines	-> 01/09/10, -> 03/10/10, -> org. 12382, 18/03/08 ->			7.1213 T20	
Eng. 5FY (EP6DTS)	-> 17/03/08, kit			7.1213K T20	
All engines	01/10/10 ->, 04/10/10 ->, org. 12383 ->			7.1283 T20	
Eng. EP6DTS	COL:grey				7.1210 T25

ENGINE				
1.6 16V	Petrol	80	07/08->	N6A (TU5JP4)

Engine	Information	S10	T10	T20 - T23	T22 - T25
All engines		7.0130	7.6218		7.1210 T22
All engines	-> 03/10/10, 18/03/08 ->			7.1213 T20	
All engines	-> 17/03/08, kit			7.1213K T20	
All engines	04/10/10 ->			7.1283 T20	

ENGINE				
1.6 16V	Petrol	88	09/07->	5FW (EP6), EP6, EP6C, EP6CM

Engine	Information	S10	T10	T20 - T23	T22 - T25
Eng. EP6	COL:grey, spanner size 21, switch press. 0.5 bar, thread M16x1.5	7.0116			
Eng. 5FW (EP6), EP6		7.0130			
All engines	COL:grey		7.6218		
All engines	-> 01/09/10, -> 03/10/10, -> org. 12382, 01/04/08 ->, 01/12/07 ->, 18/03/08 ->, org. 11340 ->			7.1213 T20	
All engines	-> 01/03/08, -> 01/06/09, -> 01/11/07, -> 17/03/08, -> org. 11339, -> org. 11919, aut., kit, LHD, man., with cable			7.1213K T20	
All engines	01/10/10 ->, 04/10/10 ->, org. 12383 ->			7.1283 T20	
Eng. 5FW (EP6), EP6, EP6C	COL:grey				7.1210 T22
Eng. EP6, EP6C, EP6CM	COL:grey				7.1210 T25

ENGINE				
1.6 BioFlex	Petrol	80	07/08->	N6A (TU5JP4)

Engine	Information	S10	T10	T20 - T23	T22 - T25
All engines		7.0130	7.6218		7.1210 T22
All engines	-> 03/10/10, 18/03/08 ->			7.1213 T20	
All engines	-> 17/03/08, kit			7.1213K T20	
All engines	04/10/10 ->			7.1283 T20	
Eng. TU5JP4	COL:grey, spanner size 21, switch press. 0.5 bar, thread M16x1.5	7.0116			
Eng. NFU (TU5JP4)		7.0130			7.1210 T22
All engines	COL:grey		7.6218		
All engines	-> 01/09/10, -> 03/10/10, -> org. 12382, 18/03/08 ->			7.1213 T20	
Eng. NFU (TU5JP4)	-> 17/03/08, kit			7.1213K T20	
All engines	01/10/10 ->, 04/10/10 ->, org. 12383 ->			7.1283 T20	
Eng. TU5JP4	COL:grey				7.1210 T25

ENGINE				
1.6 Bioflex	Petrol/ Ethanol	82	03/09->	NFU (TU5JP4), TU5JP4


Engine	Information	S10	T10	T20 - T23	T22 - T25
Eng. TU5JP4	COL:grey, spanner size 21, switch press. 0.5 bar, thread M16x1.5	7.0116			
Eng. NFU (TU5JP4)		7.0130			
All engines	COL:grey		7.6218		7.1210 T22
All engines	-> 01/08/10, -> 03/10/10, 18/03/08 ->			7.1213 T20	
Eng. NFU (TU5JP4)	-> 17/03/08, kit			7.1213K T20	
All engines	01/09/10 ->, 04/10/10 ->			7.1283 T20	

ENGINE				
1.6 GTi	Petrol	147	07/10->	EP6CDTX

Engine	Information	S10	T10	T20 - T23	T22 - T25
All engines	COL:grey		7.6218		7.1210 T25
All engines	-> 01/09/10, -> org. 12382			7.1213 T20	
All engines	01/10/10 ->, org. 12383 ->			7.1283 T20	

S10 OIL PRESSURE WARNING LIGHT SWITCH	T10 REVERSING LIGHT SWITCH	T20 BRAKE LIGHT SWITCH
T22 SWITCH CLUTCH CONTROL (CRUISE CONTROL)	T23 SWITCH BRAKE ACTUATION (ENGINE TIMING)	T25 SWITCH CLUTCH CONTROL (ENGINE CONTROL)

FUNCTIONS ON THE VEHICLE

Vehicle	alim.	kW	Date	Engine	 S10	 T10	 T20 - T23	 T22 - T25
---------	-------	----	------	--------	---	---	--	---

ENGINE				
1.6 HDi	Diesel	66	09/07->	9HV (DV6ATED4), 9HV (DV6TED4), 9HX (DV6ATED4), DV6ATED4, DV6TED4B, DV6TED4BU

Engine	Information	S10	T10	T20 - T23	T22 - T25
Eng. DV6ATED4, DV6TED4B, DV6TED4BU	COL:grey, spanner size 21, switch press. 0.5 bar, thread M16x1.5	7.0116			
Eng. 9HV (DV6ATED4), 9HV (DV6TED4), 9HX (DV6ATED4)		7.0130			
Eng. DV6ATED4, DV6TED4B, DV6TED4BU	spanner size 22, thread M14x1.5		7.6217		
All engines	COL:grey		7.6218		7.1210 T22
All engines	-> 01/09/10, -> 03/10/10, -> org. 12382, 01/04/08 ->, 18/03/08 ->			7.1213 T20	
All engines	-> 01/03/08, -> 17/03/08, kit, with cable			7.1213K T20	
All engines	01/10/10 ->, 04/10/10 ->, org. 12383 ->			7.1283 T20	
Eng. DV6ATED4, DV6TED4B, DV6TED4BU	COL:grey				7.1210 T25

ENGINE				
1.6 HDi	Diesel	68	11/09->	9HP (DV6DTED), DV6DTED, DV6DTEDM

Engine	Information	S10	T10	T20 - T23	T22 - T25
Eng. DV6DTED, DV6DTEDM	COL:grey, spanner size 21, switch press. 0.5 bar, thread M16x1.5	7.0116			
Eng. 9HP (DV6DTED)		7.0130	7.6218		
Eng. DV6DTED, DV6DTEDM	spanner size 22, thread M14x1.5		7.6217		
All engines	-> 01/09/10, -> 03/10/10, -> org. 12382, 18/03/08 ->			7.1213 T20	
Eng. 9HP (DV6DTED)	-> 17/03/08, kit			7.1213K T20	
All engines	01/10/10 ->, 04/10/10 ->, org. 12383 ->			7.1283 T20	
All engines	COL:grey				7.1210 T22
Eng. DV6DTED	COL:grey				7.1210 T25

ENGINE				
1.6 HDi	Diesel	80	09/07->	9HY (DV6TED4), 9HZ (DV6TED4), DV6TED4

Engine	Information	S10	T10	T20 - T23	T22 - T25
Eng. DV6TED4	COL:grey, spanner size 21, switch press. 0.5 bar, thread M16x1.5	7.0116			
Eng. 9HY (DV6TED4), 9HZ (DV6TED4)		7.0130			
Eng. DV6TED4	man 5 speed, spanner size 22, thread M14x1.5		7.6217		
All engines	COL:grey, man 6 speed		7.6218		
All engines	-> 01/09/10, -> 03/10/10, -> org. 12382, 01/04/08 ->, 18/03/08 ->			7.1213 T20	
All engines	-> 01/03/08, -> 17/03/08, kit, with cable			7.1213K T20	
All engines	01/10/10 ->, 04/10/10 ->, org. 12383 ->			7.1283 T20	
All engines	COL:grey				7.1210 T22
Eng. DV6TED4	COL:grey				7.1210 T25

ENGINE				
1.6 HDi	Diesel	82	02/09->	9HR (DV6C), DV6C, DV6CM, DV6TED4

Engine	Information	S10	T10	T20 - T23	T22 - T25
Eng. DV6C, DV6CM, DV6TED4	COL:grey, spanner size 21, -start-stop function, switch press. 0.5 bar, thread M16x1.5	7.0116			
Eng. 9HR (DV6C)	-start-stop function	7.0130			
Eng. 9HR (DV6C), DV6C	+start-stop function, -> 01/11/12, -> 13/11/12, -> org. 13159	7.0199			
Eng. 9HR (DV6C), DV6C	+start-stop function, 01/12/12 ->, 14/11/12 ->, org. 13160 ->	7.0203			
Eng. 9HR (DV6C), DV6C, DV6CM	COL:grey		7.6218		
All engines	-> 01/09/10, -> 03/10/10, -> org. 12382, 01/07/09 ->, 18/03/08 ->, org. 11920 ->			7.1213 T20	
Eng. 9HR (DV6C), DV6C, DV6CM	-> 01/06/09, -> 17/03/08, -> org. 11919, kit, with cable			7.1213K T20	
Eng. 9HR (DV6C), DV6C, DV6CM	01/10/10 ->, 04/10/10 ->, org. 12383 ->			7.1283 T20	
All engines	COL:grey				7.1210 T22
Eng. DV6C	COL:grey				7.1210 T25

ENGINE				
1.6 HDi	Diesel	84	03/13->	DV6C

Engine	Information	S10	T10	T20 - T23	T22 - T25
All engines	COL:grey, spanner size 21, -start-stop function, switch press. 0.5 bar, thread M16x1.5	7.0116			
All engines	+start-stop function	7.0203			
All engines	COL:grey		7.6218		7.1210 T22

S10 OIL PRESSURE WARNING LIGHT SWITCH	T10 REVERSING LIGHT SWITCH	T20 BRAKE LIGHT SWITCH
T22 SWITCH CLUTCH CONTROL (CRUISE CONTROL)	T23 SWITCH BRAKE ACTUATION (ENGINE TIMING)	T25 SWITCH CLUTCH CONTROL (ENGINE CONTROL)

FUNCTIONS ON THE VEHICLE

Vehicle	alim.	kW	Date	Engine	 S10	 T10	 T20 - T23	 T22 - T25
---------	-------	----	------	--------	---	---	--	---

ENGINE				
1.6 HDi	Diesel	84	03/13->	DV6C

Engine	Information	S10	T10	T20 - T23	T22 - T25
All engines	+driving school cars, COL:grey			7.1210 T23	
All engines				7.1283 T20	

ENGINE				
1.6 THP	Petrol	110	01/11->	EP6CDT M

Engine	Information	S10	T10	T20 - T23	T22 - T25
All engines			7.6218	7.1283 T20	

ENGINE				
1.6 THP	Petrol	120	01/11->	EP6CDT MD

Engine	Information	S10	T10	T20 - T23	T22 - T25
All engines			7.6218	7.1283 T20	

ENGINE				
1.6 THP	Petrol	147	10/10->	EP6CDTX

Engine	Information	S10	T10	T20 - T23	T22 - T25
All engines	COL:grey		7.6218		7.1210 T25
All engines				7.1283 T20	

ENGINE				
2.0 Bioflex	Petrol/ Ethanol	103	01/08->	EW10A, RFJ (EW10A)

Engine	Information	S10	T10	T20 - T23	T22 - T25
Eng. EW10A	COL:grey, spanner size 21, switch press. 0.5 bar, thread M16x1.5	7.0116			
Eng. RFJ (EW10A)		7.0130			
All engines	COL:grey		7.6218		7.1210 T22
All engines	-> 01/09/10, -> 03/10/10, -> org. 12382, 01/04/08 ->, 18/03/08 ->			7.1213 T20	
All engines	-> 01/03/08, -> 17/03/08, kit, with cable			7.1213K T20	
All engines	01/10/10 ->, 04/10/10 ->, org. 12383 ->			7.1283 T20	
Eng. EW10A	COL:grey				7.1210 T25

ENGINE				
2.0 CVT	Petrol	103	07/09-11/14	EW10A, RFJ (EW10A)

Engine	Information	S10	T10	T20 - T23	T22 - T25
Eng. EW10A	COL:grey, spanner size 21, switch press. 0.5 bar, thread M16x1.5	7.0116			
Eng. RFJ (EW10A)		7.0130			
All engines	COL:grey		7.6218		7.1210 T22
Eng. EW10A	+driving school cars, COL:grey			7.1210 T23	
All engines	-> 01/09/10, -> 03/10/10			7.1213 T20	
Eng. RFJ (EW10A)	kit			7.1213K T20	
All engines	01/10/10 ->, 04/10/10 ->			7.1283 T20	

ENGINE				
2.0 HDi	Diesel	100	09/07->	DW10BTD4, DW10CB, DW10CBDTR/FAP, RHR (DW10BTD4)

Engine	Information	S10	T10	T20 - T23	T22 - T25
Eng. DW10BTD4, DW10CB	COL:grey, spanner size 21, switch press. 0.5 bar, thread M16x1.5	7.0116			
Eng. DW10CBDTR/FAP, RHR (DW10BTD4)		7.0130			
All engines	spanner size 22, t.tnr. M16CL, thread M14x1.5		7.6217		
Eng. DW10BTD4, DW10CB	COL:grey, t.tnr. EP/BE4R		7.6218		
All engines	-> 01/09/10, -> 03/10/10, -> org. 12382, 01/04/08 ->, 01/12/07 ->, 18/03/08 ->, org. 11340 ->			7.1213 T20	
All engines	-> 01/03/08, -> 01/06/09, -> 01/11/07, -> 17/03/08, -> org. 11339, -> org. 11919, aut., kit, LHD, man., with cable			7.1213K T20	
All engines	01/10/10 ->, 04/10/10 ->, org. 12383 ->			7.1283 T20	
Eng. DW10BTD4, DW10CB-DTR/FAP, RHR (DW10BTD4)	COL:grey				7.1210 T22
Eng. DW10BTD4, DW10CB	COL:grey				7.1210 T25

ENGINE				
2.0 HDi	Diesel	103	09/07->	DW10BTD4, RHF (DW10BTD4), RHR (DW10BTD4)

Engine	Information	S10	T10	T20 - T23	T22 - T25
Eng. DW10BTD4	COL:grey, spanner size 21, switch press. 0.5 bar, thread M16x1.5	7.0116			

S10 OIL PRESSURE WARNING LIGHT SWITCH	T10 REVERSING LIGHT SWITCH	T20 BRAKE LIGHT SWITCH
T22 SWITCH CLUTCH CONTROL (CRUISE CONTROL)	T23 SWITCH BRAKE ACTUATION (ENGINE TIMING)	T25 SWITCH CLUTCH CONTROL (ENGINE CONTROL)

FUNCTIONS ON THE VEHICLE

Vehicle	alim.	kW	Date	Engine	 S10	 T10	 T20 - T23	 T22 - T25
---------	-------	----	------	--------	---	---	--	---

ENGINE				
2.0 HDi	Diesel	103	09/07->	DW10BTED4, RHF (DW10BTED4), RHR (DW10BTED4)

Engine	Information	S10	T10	T20 - T23	T22 - T25
Eng. RHF (DW10BTED4), RHR (DW10BTED4)		7.0130			
All engines	spanner size 22, thread M14x1.5		7.6217		
Eng. DW10BTED4	COL:grey		7.6218		7.1210 T25
All engines	-> 01/09/10, -> 03/10/10, ->org. 12382, 01/04/08 ->, 18/03/08 ->			7.1213 T20	
All engines	-> 01/03/08, -> 17/03/08, kit, with cable			7.1213K T20	
All engines	01/10/10 ->, 04/10/10 ->, org. 12383 ->			7.1283 T20	
All engines	COL:grey				7.1210 T22

ENGINE				
2.0 HDi	Diesel	110	04/11->	DW10CTED4, RHE (DW10CTED4)

Engine	Information	S10	T10	T20 - T23	T22 - T25
Eng. DW10CTED4	COL:grey, spanner size 21, switch press. 0.5 bar, thread M16x1.5	7.0116			
Eng. RHE (DW10CTED4)		7.0130	7.6217		
Eng. DW10CTED4	COL:grey		7.6218		
Eng. DW10CTED4	+driving school cars, COL:grey			7.1210 T23	
Eng. RHE (DW10CTED4)	-> 03/10/10, 18/03/08 ->			7.1213 T20	
Eng. RHE (DW10CTED4)	-> 17/03/08, kit			7.1213K T20	
All engines	04/10/10 ->			7.1283 T20	
All engines	COL:grey				7.1210 T22

ENGINE				
2.0 HDi	Diesel	120	06/09->	DW10CTED4, RHH (DW10CTED4)

Engine	Information	S10	T10	T20 - T23	T22 - T25
Eng. DW10CTED4	COL:grey, spanner size 21, switch press. 0.5 bar, thread M16x1.5	7.0116			
Eng. RHH (DW10CTED4)		7.0130			7.1210 T22
All engines	spanner size 22, thread M14x1.5		7.6217		
All engines	-> 01/09/10, -> 03/10/10, ->org. 12382, 18/03/08 ->			7.1213 T20	
Eng. RHH (DW10CTED4)	-> 17/03/08, kit			7.1213K T20	
All engines	01/10/10 ->, 04/10/10 ->, org. 12383 ->			7.1283 T20	
Eng. DW10CTED4	COL:grey				7.1210 T25

308 II

ENGINE				
1.2 THP 110	Petrol	81	11/13->	EB2ADT, EB2DT, HNZ (EB2DT)

Engine	Information	S10	T10	T20 - T23	T22 - T25
Eng. HNZ (EB2DT)	no specific info conc. application available		7.6217		
All engines	COL:grey, no specific info conc. application available		7.6218		
Eng. EB2ADT, EB2DT	-> 01/04/18, ->org. 15147, 01/07/17 ->, org. 14847 ->			7.1213 T20	
All engines	-> 01/06/17, ->org. 14846			7.1283 T20	
All engines	COL:grey				7.1210 T22

ENGINE				
1.2 THP 130	Petrol	96	11/13->	EB2DTS, HNY (EB2DTS)

Engine	Information	S10	T10	T20 - T23	T22 - T25
All engines	no specific info conc. application available, spanner size 22, t.tnr. ML6C, thread M14x1.5		7.6217		
All engines	COL:grey, no specific info conc. application available, t.tnr. STT/B6		7.6218		
Eng. EB2DTS	-> 01/04/18, ->org. 15147, 01/07/17 ->, org. 14847 ->			7.1213 T20	
All engines	-> 01/06/17, ->org. 14846			7.1283 T20	
All engines	COL:grey				7.1210 T22

ENGINE				
1.2 VTi 72	Petrol	60	09/13->	EB2, EB2F, HMZ (EB2), HMZ (EB2F)

Engine	Information	S10	T10	T20 - T23	T22 - T25
All engines	COL:brown, thread M16x1.5	7.0130			
Eng. HMZ (EB2), HMZ (EB2F)	no specific info conc. application available		7.6217		
All engines	COL:grey, no specific info conc. application available		7.6218		
Eng. EB2, EB2F	-> 01/04/18, ->org. 15147, 01/07/17 ->, org. 14847 ->			7.1213 T20	
All engines	-> 01/06/17, ->org. 14846			7.1283 T20	

S10 OIL PRESSURE WARNING LIGHT SWITCH	T10 REVERSING LIGHT SWITCH	T20 BRAKE LIGHT SWITCH
T22 SWITCH CLUTCH CONTROL (CRUISE CONTROL)	T23 SWITCH BRAKE ACTUATION (ENGINE TIMING)	T25 SWITCH CLUTCH CONTROL (ENGINE CONTROL)

Vehicle	alim.	kW	Date	Engine	 S10	 T10	 T20 - T23	 T22 - T25
---------	-------	----	------	--------	---	---	--	---

ENGINE				
1.2 VTi 72	Petrol	60	09/13->	EB2, EB2F, HMZ (EB2), HMZ (EB2F)

Engine	Information	S10	T10	T20 - T23	T22 - T25
All engines	COL:grey				7.1210 T22

ENGINE				
1.5 BlueHdi 100	Diesel	75	04/18->	DV5RD

Engine	Information	S10	T10	T20 - T23	T22 - T25
All engines	COL:grey		7.6218		7.1210 T22

ENGINE				
1.5 BlueHdi 130	Diesel	96	06/17->	DV5RC

Engine	Information	S10	T10	T20 - T23	T22 - T25
All engines	COL:grey		7.6218		7.1210 T22
All engines	-> 01/04/18, ->org. 15147, 01/07/17 ->, org. 14847 ->			7.1213 T20	
All engines	-> 01/06/17, ->org. 14846			7.1283 T20	

ENGINE				
1.6	Petrol	115	09/13->	5FV (EP6DT), EP6CDT

Engine	Information	S10	T10	T20 - T23	T22 - T25
Eng. 5FV (EP6DT)		7.0130			
All engines	no specific info conc. application available, spanner size 22, t.tnr. M14x1.5		7.6217		
All engines	COL:grey, no specific info conc. application available, t.tnr. S5T/B6		7.6218		
All engines	-> 01/04/18, -> 03/10/10, ->org. 15147, 01/07/17 ->, 18/03/08 ->, org. 14847 ->			7.1213 T20	
Eng. 5FV (EP6DT)	-> 17/03/08, kit			7.1213K T20	
All engines	-> 01/06/17, ->org. 14846, 04/10/10 ->			7.1283 T20	
All engines	COL:grey				7.1210 T22

ENGINE				
1.6	Petrol	120	01/12->	5GZ (EP6FDT)

Engine	Information	S10	T10	T20 - T23	T22 - T25
All engines	no specific info conc. application available		7.6217, 7.6218		
All engines	-> 03/10/10, 18/03/08 ->			7.1213 T20	
All engines	-> 17/03/08, kit			7.1213K T20	
All engines	04/10/10 ->			7.1283 T20	
All engines					7.1210 T22

ENGINE				
1.6 BlueHdi	Diesel	73	04/14->	DV6FD

Engine	Information	S10	T10	T20 - T23	T22 - T25
All engines	COL:grey		7.6218		7.1210 T22
All engines	-> 01/04/18, ->org. 15147, 01/07/17 ->, org. 14847 ->			7.1213 T20	
All engines	-> 01/06/17, ->org. 14846			7.1283 T20	

ENGINE				
1.6 BlueHdi 100	Diesel	73	04/14->	BHY (DV6FD), DV6FD

Engine	Information	S10	T10	T20 - T23	T22 - T25
Eng. BHY (DV6FD)	no specific info conc. application available		7.6217		
All engines	COL:grey, no specific info conc. application available		7.6218		
Eng. DV6FD	-> 01/04/18, ->org. 15147, 01/07/17 ->, org. 14847 ->			7.1213 T20	
All engines	-> 01/06/17, ->org. 14846			7.1283 T20	
All engines	COL:grey				7.1210 T22

ENGINE				
1.6 BlueHdi 120	Diesel	88	11/13->	BHZ (DV6FC), DV6FC

Engine	Information	S10	T10	T20 - T23	T22 - T25
All engines	no specific info conc. application available, spanner size 22, t.tnr. M14x1.5		7.6217		
All engines	COL:grey, no specific info conc. application available, t.tnr. S5T/B6		7.6218		
Eng. DV6FC	-> 01/04/18, ->org. 15147, 01/07/17 ->, org. 14847 ->			7.1213 T20	
All engines	-> 01/06/17, ->org. 14846			7.1283 T20	
All engines	COL:grey				7.1210 T22





ENGINE				
1.6 e-HDi 115	Diesel	85	03/15->	DV6C

Engine	Information	S10	T10	T20 - T23	T22 - T25
All engines		7.0203			
All engines	spanner size 22, thread M14x1.5		7.6217		

S10 OIL PRESSURE WARNING LIGHT SWITCH	T10 REVERSING LIGHT SWITCH	T20 BRAKE LIGHT SWITCH
T22 SWITCH CLUTCH CONTROL (CRUISE CONTROL)	T23 SWITCH BRAKE ACTUATION (ENGINE TIMING)	T25 SWITCH CLUTCH CONTROL (ENGINE CONTROL)

				FUNCTIONS ON THE VEHICLE				
Vehicle	alim.	kW	Date	Engine	 S10	 T10	 T20 - T23	 T22 - T25
ENGINE								
1.6 e-HDi 115	Diesel	85	03/15->	DV6C				
Engine	Information			S10	T10	T20 - T23	T22 - T25	
All engines	-> 01/04/18, ->org. 15147, 01/07/17 ->, org. 14847 ->					7.1213 T20		
All engines	-> 01/06/17, ->org. 14846					7.1283 T20		
All engines	COL:grey						7.1210 T22	
ENGINE								
1.6 GT 205	Petrol	151	06/14->	EP6FDTX				
Engine	Information			S10	T10	T20 - T23	T22 - T25	
All engines	spanner size 22, t.tnr. ML6C, thread M14x1.5				7.6217			
All engines	COL:grey, t.tnr. B6/STT				7.6218			
All engines	-> 01/04/18, ->org. 15147, 01/07/17 ->, org. 14847 ->					7.1213 T20		
All engines	-> 01/06/17, ->org. 14846					7.1283 T20		
All engines	COL:grey						7.1210 T22	
ENGINE								
1.6 GTi	Petrol	184	08/15->	EP6FDTR				
Engine	Information			S10	T10	T20 - T23	T22 - T25	
All engines	spanner size 22, thread M14x1.5				7.6217			
All engines	-> 01/04/18, ->org. 15147, 01/07/17 ->, org. 14847 ->					7.1213 T20		
All engines	-> 01/06/17, ->org. 14846					7.1283 T20		
All engines	COL:grey						7.1210 T22	
ENGINE								
1.6 GTi	Petrol	200	06/15->	5GN (EP6FDTR), EP6FDTR				
Engine	Information			S10	T10	T20 - T23	T22 - T25	
All engines	no specific info conc. application available, spanner size 22, thread M14x1.5				7.6217			
Eng. 5GN (EP6FDTR)	no specific info conc. application available				7.6218			
Eng. EP6FDTR	-> 01/04/18, ->org. 15147, 01/07/17 ->, org. 14847 ->					7.1213 T20		
All engines	-> 01/06/17, ->org. 14846					7.1283 T20		
All engines	COL:grey						7.1210 T22	
ENGINE								
1.6 HDi	Diesel	68	09/13->	DV6DTE				
Engine	Information			S10	T10	T20 - T23	T22 - T25	
All engines	COL:grey, spanner size 21, switch press. 0.5 bar, thread M16x1.5			7.0116				
All engines	COL:grey				7.6218		7.1210 T22	
All engines	-> 01/04/18, ->org. 15147, 01/07/17 ->, org. 14847 ->					7.1213 T20		
All engines	-> 01/06/17, ->org. 14846					7.1283 T20		
ENGINE								
1.6 HDi / BlueHDi 115	Diesel	85	09/13->	9HC (DV6C), BHZ (DV6FC), DV6C, DV6FC				
Engine	Information			S10	T10	T20 - T23	T22 - T25	
Eng. 9HC (DV6C), DV6C, DV6FC				7.0203				
All engines	no specific info conc. application available, spanner size 22, t.tnr. ML6C, thread M14x1.5				7.6217			
All engines	COL:grey, no specific info conc. application available, t.tnr. S5T/B6				7.6218			
Eng. DV6C, DV6FC	-> 01/04/18, ->org. 15147, 01/07/17 ->, org. 14847 ->					7.1213 T20		
All engines	-> 01/06/17, ->org. 14846					7.1283 T20		
All engines	COL:grey						7.1210 T22	
ENGINE								
1.6 HDi 100	Diesel	73	04/14->	BHY (DV6FD), DV6FD				
Engine	Information			S10	T10	T20 - T23	T22 - T25	
Eng. BHY (DV6FD)	no specific info conc. application available				7.6217			
All engines	COL:grey, no specific info conc. application available				7.6218			
Eng. DV6FD	-> 01/04/18, ->org. 15147, 01/07/17 ->, org. 14847 ->					7.1213 T20		
All engines	-> 01/06/17, ->org. 14846					7.1283 T20		
All engines	COL:grey						7.1210 T22	
ENGINE								
1.6 HDi 92	Diesel	68	03/14->	9HP (DV6DTE), DV6DTE				
Engine	Information			S10	T10	T20 - T23	T22 - T25	
Eng. DV6DTE	COL:grey, spanner size 21, switch press. 0.5 bar, thread M16x1.5			7.0116				
Eng. 9HP (DV6DTE)				7.0130				
Eng. 9HP (DV6DTE)	no specific info conc. application available				7.6217			
All engines	COL:grey, no specific info conc. application available				7.6218			

S10	OIL PRESSURE WARNING LIGHT SWITCH	T10	REVERSING LIGHT SWITCH	T20	BRAKE LIGHT SWITCH
T22	SWITCH CLUTCH CONTROL (CRUISE CONTROL)	T23	SWITCH BRAKE ACTUATION (ENGINE TIMING)	T25	SWITCH CLUTCH CONTROL (ENGINE CONTROL)

Vehicle	alim.	kW	Date	Engine	 S10	 T10	 T20 - T23	 T22 - T25
---------	-------	----	------	--------	---	---	--	---

ENGINE				
1.6 HDi 92	Diesel	68	03/14->	9HP (DV6DTED), DV6DTED

Engine	Information	S10	T10	T20 - T23	T22 - T25
Eng. DV6DTED	-> 01/04/18, ->org. 15147, 01/07/17 ->, org. 14847 ->			7.1213 T20	
All engines	-> 01/06/17, ->org. 14846			7.1283 T20	
All engines	COL:grey				7.1210 T22

ENGINE				
1.6 PureTech 225	Petrol	165	01/18->	EP6FADTX

Engine	Information	S10	T10	T20 - T23	T22 - T25
All engines	-> 01/04/18, ->org. 15147			7.1213 T20	

ENGINE				
1.6 THP 125	Petrol	92	09/13->	5FA (EP6CDT), EP6CDT

Engine	Information	S10	T10	T20 - T23	T22 - T25
All engines	no specific info conc. application available, spanner size 22, t.tnr. ML6C, thread M14x1.5		7.6217		
All engines	COL:grey, no specific info conc. application available, t.tnr. S51/B6		7.6218		
All engines	-> 01/04/18, -> 03/10/10, ->org. 15147, 01/07/17 ->, 18/03/08 ->, org. 14847 ->			7.1213 T20	
Eng. 5FA (EP6CDT)	-> 17/03/08, kit			7.1213K T20	
All engines	-> 01/06/17, ->org. 14846, 04/10/10 ->			7.1283 T20	
All engines	COL:grey				7.1210 T22

ENGINE				
1.6 THP 150	Petrol	110	03/14->	EP6FTMD

Engine	Information	S10	T10	T20 - T23	T22 - T25
All engines	-> 01/04/18, ->org. 15147, 01/07/17 ->, org. 14847 ->			7.1213 T20	
All engines	-> 01/06/17, ->org. 14846			7.1283 T20	

ENGINE				
1.6 THP 155	Petrol	115	03/14->	5FV (EP6DT), EP6CDT

Engine	Information	S10	T10	T20 - T23	T22 - T25
Eng. 5FV (EP6DT)		7.0130			
All engines	no specific info conc. application available, spanner size 22, t.tnr. ML6C, thread M14x1.5		7.6217		
All engines	COL:grey, no specific info conc. application available, t.tnr. S51/B6		7.6218		
All engines	-> 01/04/18, -> 03/10/10, ->org. 15147, 01/07/17 ->, 18/03/08 ->, org. 14847 ->			7.1213 T20	
Eng. 5FV (EP6DT)	-> 17/03/08, kit			7.1213K T20	
All engines	-> 01/06/17, ->org. 14846, 04/10/10 ->			7.1283 T20	
All engines	COL:grey				7.1210 T22

ENGINE				
1.6 THP 210	Petrol	155	04/15->	5GM (EP6FTX)

Engine	Information	S10	T10	T20 - T23	T22 - T25
All engines	no specific info conc. application available		7.6217, 7.6218		
All engines				7.1283 T20	7.1210 T22

ENGINE				
1.6 VTi	Petrol	85	03/14->	ECS

Engine	Information	S10	T10	T20 - T23	T22 - T25
All engines	COL:grey, spanner size 21, switch press. 0.5 bar, thread M16x1.5	7.0116			
All engines	COL:grey		7.6218		7.1210 T22
All engines	-> 01/04/18, ->org. 15147, 01/07/17 ->, org. 14847 ->			7.1213 T20	
All engines	-> 01/06/17, ->org. 14846			7.1283 T20	

ENGINE				
1.6 VTi [ExtraEU]	Petrol	85	05/15->	ECS

Engine	Information	S10	T10	T20 - T23	T22 - T25
All engines	COL:grey, spanner size 21, switch press. 0.5 bar, thread M16x1.5	7.0116			
All engines	COL:grey		7.6218		7.1210 T22
All engines	-> 01/04/18, ->org. 15147, 01/07/17 ->, org. 14847 ->			7.1213 T20	
All engines	-> 01/06/17, ->org. 14846			7.1283 T20	

ENGINE				
1.6 VTi 115	Petrol	85	11/12->	NFP (ECS)

Engine	Information	S10	T10	T20 - T23	T22 - T25
All engines		7.0130		7.1283 T20	7.1210 T22
All engines	no specific info conc. application available		7.6217, 7.6218		

S10 OIL PRESSURE WARNING LIGHT SWITCH	T10 REVERSING LIGHT SWITCH	T20 BRAKE LIGHT SWITCH
T22 SWITCH CLUTCH CONTROL (CRUISE CONTROL)	T23 SWITCH BRAKE ACTUATION (ENGINE TIMING)	T25 SWITCH CLUTCH CONTROL (ENGINE CONTROL)

FUNCTIONS ON THE VEHICLE

Vehicle	alim.	kW	Date	Engine	 S10	 T10	 T20 - T23	 T22 - T25
---------	-------	----	------	--------	---	---	--	---

ENGINE				
2.0 BlueHdi 150	Diesel	110	11/13->	AHX (DW10FD), DW10FD

Engine	Information	S10	T10	T20 - T23	T22 - T25
Eng. AHX (DW10FD)	no specific info conc. application available		7.6217		
All engines	COL:grey, no specific info conc. application available		7.6218		
Eng. DW10FD	-> 01/04/18, ->org. 15147, 01/07/17 ->, org. 14847 ->			7.1213	T20
All engines	-> 01/06/17, ->org. 14846			7.1283	T20
All engines	COL:grey				7.1210 T22

ENGINE				
2.0 GT BlueHdi 180	Diesel	130	06/17->	DW10FC

Engine	Information	S10	T10	T20 - T23	T22 - T25
All engines	-> 01/04/18, ->org. 15147, 01/07/17 ->, org. 14847 ->			7.1213	T20
All engines	-> 01/06/17, ->org. 14846			7.1283	T20

ENGINE				
2.0 GT BlueHdi 180	Diesel	132	06/17->	DW10FC

Engine	Information	S10	T10	T20 - T23	T22 - T25
All engines	-> 01/04/18, ->org. 15147, 01/07/17 ->, org. 14847 ->			7.1213	T20
All engines	-> 01/06/17, ->org. 14846			7.1283	T20

ENGINE				
2.0 GT Hdi 180 / BlueHdi 180	Diesel	133	06/14->	AHW (DW10FC), DW10FC

Engine	Information	S10	T10	T20 - T23	T22 - T25
Eng. AHW (DW10FC)	no specific info conc. application available		7.6217, 7.6218		
Eng. DW10FC	-> 01/04/18, ->org. 15147, 01/07/17 ->, org. 14847 ->			7.1213	T20
All engines	-> 01/06/17, ->org. 14846			7.1283	T20
Eng. AHW (DW10FC)					7.1210 T22

309 I

ENGINE				
1.1	Petrol	40	10/85-07/89	E1

Engine	Information	S10	T10	T20 - T23	T22 - T25
All engines	t.tnr. BH3/BE1, t.tnr. MA		7.6015		
All engines	t.tnr. BE3		7.6108		
All engines	t.tnr. BVA 4HP14		7.6153		
All engines	t.tnr. BVA 4HP14, water protected		7.6161		
All engines				7.1007	T20

ENGINE				
1.3	Petrol	47	10/85-07/89	G1A

Engine	Information	S10	T10	T20 - T23	T22 - T25
All engines	-> 01/10/89, t.tnr. BH3/BE1, t.tnr. MA		7.6015		
All engines	01/10/89 ->, t.tnr. MA		7.6099		
All engines	t.tnr. BE3		7.6108		
All engines	t.tnr. BVA 4HP14		7.6153		
All engines	t.tnr. BVA 4HP14, water protected		7.6161		
All engines				7.1007	T20



ENGINE				
1.3 XL	Petrol	52	09/86-08/89	--

Engine	Information	S10	T10	T20 - T23	T22 - T25
All engines	-> 01/10/89, t.tnr. BH3/BE1, t.tnr. MA		7.6015		
All engines	01/10/89 ->, t.tnr. MA		7.6099		
All engines	t.tnr. BE3		7.6108		
All engines	t.tnr. BVA 4HP14		7.6153		
All engines	t.tnr. BVA 4HP14, water protected		7.6161		
All engines				7.1007	T20

ENGINE				
1.4	Petrol	49	03/89-07/89	K1D (TU3A)

Engine	Information	S10	T10	T20 - T23	T22 - T25
All engines		7.0021		7.1007	T20
All engines	t.tnr. BH3/BE1, t.tnr. MA		7.6015		
All engines	t.tnr. BE3		7.6108		
All engines	t.tnr. BVA 4HP14		7.6153		
All engines	t.tnr. BVA 4HP14, water protected		7.6161		

S10	OIL PRESSURE WARNING LIGHT SWITCH	T10	REVERSING LIGHT SWITCH	T20	BRAKE LIGHT SWITCH
T22	SWITCH CLUTCH CONTROL (CRUISE CONTROL)	T23	SWITCH BRAKE ACTUATION (ENGINE TIMING)	T25	SWITCH CLUTCH CONTROL (ENGINE CONTROL)

Vehicle	alim.	kW	Date	Engine	 S10	 T10	 T20 - T23	 T22 - T25
---------	-------	----	------	--------	---	---	--	---

ENGINE				
1.4	Petrol	55	03/89-07/89	KDY (TU3M), KDZ (TU3M)

Engine	Information	S10	T10	T20 - T23	T22 - T25
All engines		7.0021		7.1007 T20	
All engines	t.tnr. BH3/BE1, t.tnr. MA		7.6015		
All engines	t.tnr. BE3		7.6108		
All engines	t.tnr. BVA 4HP14		7.6153		
All engines	t.tnr. BVA 4HP14, water protected		7.6161		

ENGINE				
1.4	Petrol	62	08/88-08/89	K2B (TU3S)

Engine	Information	S10	T10	T20 - T23	T22 - T25
All engines		7.0021		7.1007 T20	
All engines	t.tnr. BH3/BE1, t.tnr. MA		7.6015		
All engines	t.tnr. BE3		7.6108		
All engines	t.tnr. BVA 4HP14		7.6153		
All engines	t.tnr. BVA 4HP14, water protected		7.6161		

ENGINE				
1.5	Petrol	63	06/87-12/89	Y2/K

Engine	Information	S10	T10	T20 - T23	T22 - T25
All engines	-> 01/10/89, t.tnr. BH3/BE1, t.tnr. MA		7.6015		
All engines	01/10/89 ->, t.tnr. MA		7.6099		
All engines	t.tnr. BE3		7.6108		
All engines	t.tnr. BVA 4HP14		7.6153		
All engines	t.tnr. BVA 4HP14, water protected		7.6161		
All engines				7.1007 T20	

ENGINE				
1.6	Petrol	53	08/87-07/89	B1E (XU51C)

Engine	Information	S10	T10	T20 - T23	T22 - T25
All engines		7.0021		7.1007 T20	
All engines	t.tnr. BH3/BE1, t.tnr. MA		7.6015		
All engines	t.tnr. BE3		7.6108		
All engines	t.tnr. BVA 4HP14		7.6153		
All engines	t.tnr. BVA 4HP14, water protected		7.6161		

ENGINE				
1.6	Petrol	55	10/85-07/89	B1A (XU51C)

Engine	Information	S10	T10	T20 - T23	T22 - T25
All engines		7.0021		7.1007 T20	
All engines	t.tnr. BH3/BE1, t.tnr. MA		7.6015		
All engines	t.tnr. BE3		7.6108		
All engines	t.tnr. BVA 4HP14		7.6153		
All engines	t.tnr. BVA 4HP14, water protected		7.6161		

ENGINE				
1.6	Petrol	59	10/85-07/89	B1A (XU51C), B1D (XU51C)

Engine	Information	S10	T10	T20 - T23	T22 - T25
All engines		7.0021		7.1007 T20	
All engines	t.tnr. BH3/BE1, t.tnr. MA		7.6015		
All engines	t.tnr. BE3		7.6108		
All engines	t.tnr. BVA 4HP14		7.6153		
All engines	t.tnr. BVA 4HP14, water protected		7.6161		

ENGINE				
1.6	Petrol	69	01/86-07/89	--

Engine	Information	S10	T10	T20 - T23	T22 - T25
All engines	t.tnr. BH3/BE1, t.tnr. MA		7.6015		
All engines	t.tnr. BE3		7.6108		
All engines	t.tnr. BVA 4HP14		7.6153		
All engines	t.tnr. BVA 4HP14, water protected		7.6161		
All engines				7.1007 T20	

ENGINE				
1.6	Petrol	76	11/85-09/88	180Z (XU5J), B6B (XU5J)

Engine	Information	S10	T10	T20 - T23	T22 - T25
All engines		7.0021		7.1007 T20	
All engines	t.tnr. BH3/BE1, t.tnr. MA		7.6015		
All engines	t.tnr. BE3		7.6108		

S10	OIL PRESSURE WARNING LIGHT SWITCH	T10	REVERSING LIGHT SWITCH	T20	BRAKE LIGHT SWITCH
T22	SWITCH CLUTCH CONTROL (CRUISE CONTROL)	T23	SWITCH BRAKE ACTUATION (ENGINE TIMING)	T25	SWITCH CLUTCH CONTROL (ENGINE CONTROL)

FUNCTIONS ON THE VEHICLE

Vehicle	alim.	kW	Date	Engine				
					S10	T10	T20 - T23	T22 - T25

ENGINE				
1.6	Petrol	76	11/85-09/88	180Z (XU5J), B6B (XU5J)

Engine	Information	S10	T10	T20 - T23	T22 - T25
All engines	t.tnr. BVA 4HP14		7.6153		
All engines	t.tnr. BVA 4HP14, water protected		7.6161		

ENGINE				
1.6	Petrol	83	07/86-06/89	--

Engine	Information	S10	T10	T20 - T23	T22 - T25
All engines		7.0021		7.1007 T20	
All engines	t.tnr. BH3/BE1, t.tnr. MA		7.6015		
All engines	t.tnr. BE3		7.6108		
All engines	t.tnr. BVA 4HP14		7.6153		
All engines	t.tnr. BVA 4HP14, water protected		7.6161		

ENGINE				
1.6 Cat	Petrol	55	09/86-12/89	BAZ (XU5CP)

Engine	Information	S10	T10	T20 - T23	T22 - T25
All engines		7.0021		7.1007 T20	
All engines	-> 01/10/89, t.tnr. BH3/BE1, t.tnr. MA		7.6015		
All engines	01/10/89 ->, t.tnr. MA		7.6099		
All engines	t.tnr. BE3		7.6108		
All engines	t.tnr. BVA 4HP14		7.6153		
All engines	t.tnr. BVA 4HP14, water protected		7.6161		

ENGINE				
1.9	Petrol	72	03/86-07/89	DFZ (XU9J1)

Engine	Information	S10	T10	T20 - T23	T22 - T25
All engines		7.0021		7.1007 T20	
All engines	t.tnr. BH3/BE1, t.tnr. MA		7.6015		
All engines	t.tnr. BE3		7.6108		
All engines	t.tnr. BVA 4HP14		7.6153		
All engines	t.tnr. BVA 4HP14, water protected		7.6161		

ENGINE				
1.9	Petrol	75	10/85-07/89	D2B (XU9S)

Engine	Information	S10	T10	T20 - T23	T22 - T25
All engines		7.0021		7.1007 T20	
All engines	t.tnr. BH3/BE1, t.tnr. MA		7.6015		
All engines	t.tnr. BE3		7.6108		
All engines	t.tnr. BVA 4HP14		7.6153		
All engines	t.tnr. BVA 4HP14, water protected		7.6161		

ENGINE				
1.9 D	Diesel	47	06/86-07/89	16Z (XUD9), D9A (XUD9)

Engine	Information	S10	T10	T20 - T23	T22 - T25
All engines		7.0021		7.1007 T20	
All engines	t.tnr. BH3/BE1, t.tnr. MA		7.6015		
All engines	t.tnr. BE3		7.6108		
All engines	t.tnr. BVA 4HP14		7.6153		
All engines	t.tnr. BVA 4HP14, water protected		7.6161		

ENGINE				
1.9 GTI	Petrol	94	10/86-07/89	D6B (XU9JA)

Engine	Information	S10	T10	T20 - T23	T22 - T25
All engines		7.0021		7.1007 T20	
All engines	t.tnr. BH3/BE1, t.tnr. MA		7.6015		
All engines	t.tnr. BE3		7.6108		
All engines	t.tnr. BVA 4HP14		7.6153		
All engines	t.tnr. BVA 4HP14, water protected		7.6161		

ENGINE				
309 II	Petrol	40	09/89-10/93	H1B (TU1)

Engine	Information	S10	T10	T20 - T23	T22 - T25
All engines		7.0021		7.1007 T20	
All engines	-> 01/10/89, t.tnr. BH3/BE1, t.tnr. MA		7.6015		
All engines	01/10/89 ->, t.tnr. MA		7.6099		
All engines	t.tnr. BE3		7.6108		
All engines	t.tnr. BVA 4HP14		7.6153		

S10	OIL PRESSURE WARNING LIGHT SWITCH	T10	REVERSING LIGHT SWITCH	T20	BRAKE LIGHT SWITCH
T22	SWITCH CLUTCH CONTROL (CRUISE CONTROL)	T23	SWITCH BRAKE ACTUATION (ENGINE TIMING)	T25	SWITCH CLUTCH CONTROL (ENGINE CONTROL)

Vehicle	alim.	kW	Date	Engine	 S10	 T10	 T20 - T23	 T22 - T25
---------	-------	----	------	--------	---	---	--	---

309 II

1.1	Petrol	40	09/89-10/93	ENGINE H1B (TU1)
-----	--------	----	-------------	---------------------

Engine	Information	S10	T10	T20 - T23	T22 - T25
All engines	t.tnr. BVA 4HP14, water protected		7.6161		

1.1	Petrol	44	08/90-12/93	ENGINE HDZ (TU1M)
-----	--------	----	-------------	----------------------

Engine	Information	S10	T10	T20 - T23	T22 - T25
All engines		7.0021		7.1007 T20	
All engines	t.tnr. BH3/BE1		7.6015		
All engines	t.tnr. MA		7.6099		
All engines	t.tnr. BE3		7.6108		
All engines	t.tnr. BVA 4HP14		7.6153		
All engines	t.tnr. BVA 4HP14, water protected		7.6161		

1.4	Petrol	55	07/89-12/93	ENGINE KDZ (TU3M)
-----	--------	----	-------------	----------------------

Engine	Information	S10	T10	T20 - T23	T22 - T25
All engines		7.0021		7.1007 T20	
All engines	-> 01/10/89, t.tnr. BH3/BE1, t.tnr. MA		7.6015		
All engines	01/10/89 ->, t.tnr. MA		7.6099		
All engines	t.tnr. BE3		7.6108		
All engines	t.tnr. BVA 4HP14		7.6153		
All engines	t.tnr. BVA 4HP14, water protected		7.6161		

1.6	Petrol	65	07/89-12/93	ENGINE BDZ (XU5M)
-----	--------	----	-------------	----------------------

Engine	Information	S10	T10	T20 - T23	T22 - T25
All engines		7.0021		7.1007 T20	
All engines	-> 01/10/89, t.tnr. BH3/BE1, t.tnr. MA		7.6015		
All engines	01/10/89 ->, t.tnr. MA		7.6099		
All engines	t.tnr. BE3		7.6108		
All engines	t.tnr. BVA 4HP14		7.6153		
All engines	t.tnr. BVA 4HP14, water protected		7.6161		

1.6	Petrol	68	07/89-12/93	ENGINE B2A (XU52C/K)
-----	--------	----	-------------	-------------------------

Engine	Information	S10	T10	T20 - T23	T22 - T25
All engines		7.0021		7.1007 T20	
All engines	-> 01/10/89, t.tnr. BH3/BE1, t.tnr. MA		7.6015		
All engines	01/10/89 ->, t.tnr. MA		7.6099		
All engines	t.tnr. BE3		7.6108		
All engines	t.tnr. BVA 4HP14		7.6153		
All engines	t.tnr. BVA 4HP14, water protected		7.6161		

1.6	Petrol	69	07/89-12/93	ENGINE B2A (XU52C/K)
-----	--------	----	-------------	-------------------------

Engine	Information	S10	T10	T20 - T23	T22 - T25
All engines			7.6015		
All engines	-> 01/10/89, t.tnr. BH3/BE1, t.tnr. MA		7.6099		
All engines	01/10/89 ->, t.tnr. MA		7.6108		
All engines	t.tnr. BE3		7.6153		
All engines	t.tnr. BVA 4HP14		7.6161		
All engines	t.tnr. BVA 4HP14, water protected			7.1007 T20	

1.6 GTi	Petrol	85	09/89-10/93	ENGINE --
---------	--------	----	-------------	--------------

Engine	Information	S10	T10	T20 - T23	T22 - T25
All engines		7.0021		7.1007 T20	
All engines	-> 01/10/89, t.tnr. BH3/BE1, t.tnr. MA		7.6015		
All engines	01/10/89 ->, t.tnr. MA		7.6099		
All engines	t.tnr. BE3		7.6108		
All engines	t.tnr. BVA 4HP14		7.6153		
All engines	t.tnr. BVA 4HP14, water protected		7.6161		

1.8 Diesel	Diesel	44	07/89-12/93	ENGINE 161A (XUD7)
------------	--------	----	-------------	-----------------------

Engine	Information	S10	T10	T20 - T23	T22 - T25
All engines		7.0021		7.1007 T20	

S10 OIL PRESSURE WARNING LIGHT SWITCH	T10 REVERSING LIGHT SWITCH	T20 BRAKE LIGHT SWITCH
T22 SWITCH CLUTCH CONTROL (CRUISE CONTROL)	T23 SWITCH BRAKE ACTUATION (ENGINE TIMING)	T25 SWITCH CLUTCH CONTROL (ENGINE CONTROL)

FUNCTIONS ON THE VEHICLE

Vehicle	alim.	kW	Date	Engine	 S10	 T10	 T20 - T23	 T22 - T25
---------	-------	----	------	--------	---	---	--	---

				ENGINE
1.8 Diesel	Diesel	44	07/89-12/93	161A (XUD7)

Engine	Information	S10	T10	T20 - T23	T22 - T25
All engines	-> 01/10/89, t.tnr. BH3/BE1, t.tnr. MA		7.6015		
All engines	01/10/89 ->, t.tnr. MA		7.6099		
All engines	t.tnr. BE3		7.6108		
All engines	t.tnr. BVA 4HP14		7.6153		
All engines	t.tnr. BVA 4HP14, water protected		7.6161		

				ENGINE
1.8 TD	Diesel	57	08/89-12/93	A8B (XUD7TE)

Engine	Information	S10	T10	T20 - T23	T22 - T25
All engines		7.0021		7.1007 T20	
All engines	-> 01/10/89, t.tnr. BH3/BE1, t.tnr. MA		7.6015		
All engines	01/10/89 ->, t.tnr. MA		7.6099		
All engines	t.tnr. BE3		7.6108		
All engines	t.tnr. BVA 4HP14		7.6153		
All engines	t.tnr. BVA 4HP14, water protected		7.6161		

				ENGINE
1.9	Petrol	80	10/90-12/93	DDZ (XU9M)

Engine	Information	S10	T10	T20 - T23	T22 - T25
All engines		7.0021		7.1007 T20	
All engines	-> 01/10/89, t.tnr. BH3/BE1, t.tnr. MA		7.6015		
All engines	01/10/89 ->, t.tnr. MA		7.6099		
All engines	t.tnr. BE3		7.6108		
All engines	t.tnr. BVA 4HP14		7.6153		
All engines	t.tnr. BVA 4HP14, water protected		7.6161		

				ENGINE
1.9 Diesel	Diesel	47	07/89-12/93	162 (XUD9)

Engine	Information	S10	T10	T20 - T23	T22 - T25
All engines		7.0021		7.1007 T20	
All engines	t.tnr. BH3/BE1		7.6015		
All engines	t.tnr. MA		7.6099		
All engines	t.tnr. BE3		7.6108		
All engines	t.tnr. BVA 4HP14		7.6153		
All engines	t.tnr. BVA 4HP14, water protected		7.6161		

				ENGINE
1.9 GTI	Petrol	88	07/89-12/93	DKZ (XU9JAZ)

Engine	Information	S10	T10	T20 - T23	T22 - T25
All engines		7.0021		7.1007 T20	
All engines	-> 01/10/89, t.tnr. BH3/BE1, t.tnr. MA		7.6015		
All engines	01/10/89 ->, t.tnr. MA		7.6099		
All engines	t.tnr. BE3		7.6108		
All engines	t.tnr. BVA 4HP14		7.6153		
All engines	t.tnr. BVA 4HP14, water protected		7.6161		

				ENGINE
1.9 GTI 16V	Petrol	116	08/89-07/90	D6C (XU9J4)

Engine	Information	S10	T10	T20 - T23	T22 - T25
All engines		7.0021		7.1007 T20	
All engines	-> 01/10/89, t.tnr. BH3/BE1, t.tnr. MA		7.6015		
All engines	01/10/89 ->, t.tnr. MA		7.6099		
All engines	t.tnr. BE3		7.6108		
All engines	t.tnr. BVA 4HP14		7.6153		
All engines	t.tnr. BVA 4HP14, water protected		7.6161		



				ENGINE
2.0	Petrol	108	11/10->	4B11

Engine	Information	S10	T10	T20 - T23	T22 - T25
All engines		7.0187		7.1254 T20	7.1169 T22

				ENGINE
2.0 4x4	Petrol	108	11/10->	4B11

Engine	Information	S10	T10	T20 - T23	T22 - T25
All engines		7.0187		7.1254 T20	7.1169 T22

S10 OIL PRESSURE WARNING LIGHT SWITCH	T10 REVERSING LIGHT SWITCH	T20 BRAKE LIGHT SWITCH
T22 SWITCH CLUTCH CONTROL (CRUISE CONTROL)	T23 SWITCH BRAKE ACTUATION (ENGINE TIMING)	T25 SWITCH CLUTCH CONTROL (ENGINE CONTROL)

Vehicle	alim.	kW	Date	Engine	 S10	 T10	 T20 - T23	 T22 - T25
---------	-------	----	------	--------	---	---	--	---

ENGINE				
2.2 HDi	Diesel	115	02/07->	4HK (DW12MTED4), 4HN (DW12MTED4), DW12ME5, DW12ME5/ FAP, DW12MTED4

Engine	Information	S10	T10	T20 - T23	T22 - T25
Eng. DW12ME5, DW12MTED4	COL:black, COL:grey, spanner size 21, switch press. 0.5 bar, thread M16x1.5	7.0116			
Eng. 4HK (DW12MTED4), 4HN (DW12MTED4), DW12ME5/FAP		7.0130			
All engines	-> 01/05/09, -> 25/05/09, 01/06/09 ->, 01/08/09 ->, FOR:(AUS), see connection type			7.1177 T20	
All engines	-> 01/07/09, 01/06/09 ->, 26/05/09 ->, NOT FOR:(AUS), see connection type			7.1254 T20	
All engines					7.1169 T22

ENGINE				
2.4 16V	Petrol	125	01/08->	4B12, SFY (4B12-MMC), SFZ (4B12-MMC)

Engine	Information	S10	T10	T20 - T23	T22 - T25
All engines		7.0187			
Eng. SFY (4B12-MMC), SFZ (4B12-MMC)			7.6319		7.1169 T22
All engines	-> 25/05/09, 01/08/09 ->			7.1177 T20	
All engines	-> 01/07/09, 26/05/09 ->			7.1254 T20	

4008

ENGINE				
1.6	Petrol	84	05/12->	MMC

Engine	Information	S10	T10	T20 - T23	T22 - T25
All engines		7.0187			
All engines	pole nr. 4			7.1177 T20	
All engines	pole nr. 2			7.1178 T20	
All engines	FP Left, FP Left Front, see connection type				7.1169 T22
All engines	FP right, see connection type				7.1257 T22

ENGINE				
1.6	Petrol	86	05/12->	--, 4A92

Engine	Information	S10	T10	T20 - T23	T22 - T25
All engines		7.0187			
All engines	Conn. nr. 4, pole nr. 4			7.1177 T20	
All engines	Conn. nr. 2, pole nr. 2			7.1178 T20	
Eng. --	FP Left, FP Left Front, see connection type				7.1169 T22
Eng. 4A92					7.1169 T25
All engines	FP right, see connection type				7.1257 T22

ENGINE				
1.6 HDi	Diesel	84	05/12->	DV6C

Engine	Information	S10	T10	T20 - T23	T22 - T25
All engines	COL:grey, spanner size 21, switch press. 0.5 bar, thread M16x1.5	7.0116			
All engines	Conn. nr. 4			7.1177 T20	
All engines	Conn. nr. 2			7.1178 T20	
All engines					7.1169, 7.1257 T22, T25

ENGINE				
1.6 HDi AWC	Diesel	84	05/12->	9HD (DV6C), DV6C



Engine	Information	S10	T10	T20 - T23	T22 - T25
Eng. DV6C	COL:grey, spanner size 21, switch press. 0.5 bar, thread M16x1.5	7.0116			
Eng. 9HD (DV6C)		7.0130			
All engines	Conn. nr. 4, pole nr. 4			7.1177 T20	
All engines	Conn. nr. 2, pole nr. 2			7.1178 T20	
Eng. 9HD (DV6C)	FP Left, FP Left Front, see connection type				7.1169 T22
Eng. DV6C					7.1169 T25
All engines	FP right, see connection type				7.1257 T22

ENGINE				
1.6 HDi AWC	Diesel	85	05/12->	9HD (DV6C)

Engine	Information	S10	T10	T20 - T23	T22 - T25
All engines		7.0130			
All engines	pole nr. 4			7.1177 T20	
All engines	pole nr. 2			7.1178 T20	
All engines	FP Left, FP Left Front, see connection type				7.1169 T22

S10 OIL PRESSURE WARNING LIGHT SWITCH	T10 REVERSING LIGHT SWITCH	T20 BRAKE LIGHT SWITCH
T22 SWITCH CLUTCH CONTROL (CRUISE CONTROL)	T23 SWITCH BRAKE ACTUATION (ENGINE TIMING)	T25 SWITCH CLUTCH CONTROL (ENGINE CONTROL)

FUNCTIONS ON THE VEHICLE

Vehicle	alim.	kW	Date	Engine	 S10	 T10	 T20 - T23	 T22 - T25
---------	-------	----	------	--------	---	---	--	---

				ENGINE
1.6 HDi AWC	Diesel	85	05/12->	9HD (DV6C)

Engine	Information	S10	T10	T20 - T23	T22 - T25
All engines	FP right, see connection type				7.1257 T22

				ENGINE
1.8 HDi	Diesel	110	05/12->	4N13

Engine	Information	S10	T10	T20 - T23	T22 - T25
All engines		7.0187			7.1169, 7.1257 T22, T25
All engines	Conn. nr. 4			7.1177 T20	
All engines	Conn. nr. 2			7.1178 T20	

				ENGINE
1.8 HDi AWC	Diesel	110	05/12->	4N13, 6HZ (4N13)

Engine	Information	S10	T10	T20 - T23	T22 - T25
All engines		7.0187			
All engines	Conn. nr. 4, pole nr. 4			7.1177 T20	
All engines	Conn. nr. 2, pole nr. 2			7.1178 T20	
Eng. 6HZ (4N13)	FP Left, FP Left Front, see connection type				7.1169 T22
Eng. 4N13					7.1169 T25
All engines	FP right, see connection type				7.1257 T22

				ENGINE
2.0	Petrol	110	05/13->	4B11

Engine	Information	S10	T10	T20 - T23	T22 - T25
All engines		7.0187	7.6319		
All engines	pole nr. 4			7.1177 T20	
All engines	pole nr. 2			7.1178 T20	
All engines	FP Left, FP Left Front, see connection type				7.1169 T22
All engines	FP right, see connection type				7.1257 T22

				ENGINE
2.0 AWC	Petrol	110	05/12->	4B11

Engine	Information	S10	T10	T20 - T23	T22 - T25
All engines		7.0187	7.6319		7.1169, 7.1257 T22, T25
All engines	Conn. nr. 4			7.1177 T20	
All engines	Conn. nr. 2			7.1178 T20	

				ENGINE
2.0 Mivec [ExtraEU]	Petrol	110	04/12->	4B11

Engine	Information	S10	T10	T20 - T23	T22 - T25
All engines		7.0187	7.6319		7.1169, 7.1257 T22, T25
All engines	Conn. nr. 4			7.1177 T20	
All engines	Conn. nr. 2			7.1178 T20	

405 I

				ENGINE
1.4	Petrol	47	01/87-07/92	K5A (TU3)

Engine	Information	S10	T10	T20 - T23	T22 - T25
All engines		7.0021		7.1070 T20	
All engines	->ch. 8752091, t.tnr. BE1, t.tnr. MA		7.6015		
All engines	ch. 8752092 ->, t.tnr. MA		7.6099		
All engines	t.tnr. BE3		7.6108		
All engines	t.tnr. BVA 4H914		7.6153		
All engines	t.tnr. BVA 4H914, water protected		7.6161		

				ENGINE
1.6	Petrol	53	07/87-12/92	B1E (XU51C)

Engine	Information	S10	T10	T20 - T23	T22 - T25
All engines		7.0021		7.1070 T20	
All engines	->ch. 8752091, t.tnr. BE1, t.tnr. MA		7.6015		
All engines	ch. 8752092 ->, t.tnr. MA		7.6099		
All engines	t.tnr. BE3		7.6108		
All engines	t.tnr. BVA 4H914		7.6153		
All engines	t.tnr. BVA 4H914, water protected		7.6161		

S10	OIL PRESSURE WARNING LIGHT SWITCH	T10	REVERSING LIGHT SWITCH	T20	BRAKE LIGHT SWITCH
T22	SWITCH CLUTCH CONTROL (CRUISE CONTROL)	T23	SWITCH BRAKE ACTUATION (ENGINE TIMING)	T25	SWITCH CLUTCH CONTROL (ENGINE CONTROL)

Vehicle	alim.	kW	Date	Engine	 S10	 T10	 T20 - T23	 T22 - T25
---------	-------	----	------	--------	---	---	--	---

ENGINE				
1.6	Petrol	55	07/87-06/88	B1E (XU51C)

Engine	Information	S10	T10	T20 - T23	T22 - T25
All engines		7.0021		7.1070 T20	
All engines	->ch. 8752091, t.tnr. BE1, t.tnr. MA		7.6015		
All engines	ch. 8752092 ->, t.tnr. MA		7.6099		
All engines	t.tnr. BE3		7.6108		
All engines	t.tnr. BVA 4H914		7.6153		
All engines	t.tnr. BVA 4H914, water protected		7.6161		

ENGINE				
1.6	Petrol	65	07/87-12/92	BDZ (XU5M)

Engine	Information	S10	T10	T20 - T23	T22 - T25
All engines		7.0021		7.1070 T20	
All engines	->ch. 8752091, t.tnr. BE1, t.tnr. MA		7.6015		
All engines	ch. 8752092 ->, t.tnr. MA		7.6099		
All engines	t.tnr. BE3		7.6108		
All engines	t.tnr. BVA 4H914		7.6153		
All engines	t.tnr. BVA 4H914, water protected		7.6161		

ENGINE				
1.6	Petrol	66	10/88-12/92	BDZ (XU5M)

Engine	Information	S10	T10	T20 - T23	T22 - T25
All engines		7.0021		7.1070 T20	
All engines	->ch. 8752091, t.tnr. BE1, t.tnr. MA		7.6015		
All engines	ch. 8752092 ->, t.tnr. MA		7.6099		
All engines	t.tnr. BE3		7.6108		
All engines	t.tnr. BVA 4H914		7.6153		
All engines	t.tnr. BVA 4H914, water protected		7.6161		

ENGINE				
1.6	Petrol	69	01/87-12/92	--, B2A (XU52C/K)

Engine	Information	S10	T10	T20 - T23	T22 - T25
All engines		7.0021		7.1070 T20	
All engines	->ch. 8752091, t.tnr. BE1, t.tnr. MA		7.6015		
All engines	ch. 8752092 ->, t.tnr. MA		7.6099		
All engines	t.tnr. BE3		7.6108		
All engines	t.tnr. BVA 4H914		7.6153		
All engines	t.tnr. BVA 4H914, water protected		7.6161		

ENGINE				
1.6 4x4	Petrol	65	04/88-07/92	BDZ (XU5M)

Engine	Information	S10	T10	T20 - T23	T22 - T25
All engines		7.0021		7.1070 T20	
All engines	->ch. 8752091, t.tnr. BE1, t.tnr. MA		7.6015		
All engines	ch. 8752092 ->, t.tnr. MA		7.6099		
All engines	t.tnr. BE3		7.6108		
All engines	t.tnr. BVA 4H914		7.6153		
All engines	t.tnr. BVA 4H914, water protected		7.6161		

ENGINE				
1.6 SRi 4x4	Petrol	65	04/88-07/92	BDZ (XU5M)

Engine	Information	S10	T10	T20 - T23	T22 - T25
All engines		7.0021		7.1070 T20	
All engines	->ch. 8752091, t.tnr. BE1, t.tnr. MA		7.6015		
All engines	ch. 8752092 ->, t.tnr. MA		7.6099		
All engines	t.tnr. BE3		7.6108		
All engines	t.tnr. BVA 4H914		7.6153		
All engines	t.tnr. BVA 4H914, water protected		7.6161		

ENGINE				
1.8 D 4x4	Diesel	66	10/87-07/92	A8A (XUD7TE)

Engine	Information	S10	T10	T20 - T23	T22 - T25
All engines		7.0021		7.1070 T20	
All engines	->ch. 8752091, t.tnr. BE1, t.tnr. MA		7.6015		
All engines	ch. 8752092 ->, t.tnr. MA		7.6099		
All engines	t.tnr. BE3		7.6108		
All engines	t.tnr. BVA 4H914		7.6153		
All engines	t.tnr. BVA 4H914, water protected		7.6161		

S10 OIL PRESSURE WARNING LIGHT SWITCH	T10 REVERSING LIGHT SWITCH	T20 BRAKE LIGHT SWITCH
T22 SWITCH CLUTCH CONTROL (CRUISE CONTROL)	T23 SWITCH BRAKE ACTUATION (ENGINE TIMING)	T25 SWITCH CLUTCH CONTROL (ENGINE CONTROL)

FUNCTIONS ON THE VEHICLE

Vehicle	alim.	kW	Date	Engine	 S10	 T10	 T20 - T23	 T22 - T25
---------	-------	----	------	--------	---	---	--	---

				ENGINE
1.8 DT 4x4	Diesel	66	05/90-07/92	A8A (XUD7TE)

Engine	Information	S10	T10	T20 - T23	T22 - T25
All engines		7.0021		7.1070 T20	
All engines	->ch. 8752091, t.tnr. BE1, t.tnr. MA		7.6015		
All engines	ch. 8752092 ->, t.tnr. MA		7.6099		
All engines	t.tnr. BE3		7.6108		
All engines	t.tnr. BVA 4H914		7.6153		
All engines	t.tnr. BVA 4H914, water protected		7.6161		

				ENGINE
1.8 GLD	Diesel	44	04/90-07/92	--

Engine	Information	S10	T10	T20 - T23	T22 - T25
All engines		7.0021		7.1070 T20	
All engines	->ch. 8752091, t.tnr. BE1, t.tnr. MA		7.6015		
All engines	ch. 8752092 ->, t.tnr. MA		7.6099		
All engines	t.tnr. BE3		7.6108		
All engines	t.tnr. BVA 4H914		7.6153		
All engines	t.tnr. BVA 4H914, water protected		7.6161		

				ENGINE
1.8 TD	Diesel	66	10/88-08/92	A8A (XUD7TE), AJZ (XUD7TEY)

Engine	Information	S10	T10	T20 - T23	T22 - T25
All engines		7.0021		7.1070 T20	
All engines	->ch. 8752091, t.tnr. BE1, t.tnr. MA		7.6015		
All engines	ch. 8752092 ->, t.tnr. MA		7.6099		
All engines	t.tnr. BE3		7.6108		
All engines	t.tnr. BVA 4H914		7.6153		
All engines	t.tnr. BVA 4H914, water protected		7.6161		

				ENGINE
1.8 Turbo Diesel	Diesel	66	03/88-12/92	A8A (XUD7TE), AJZ (XUD7TEY)

Engine	Information	S10	T10	T20 - T23	T22 - T25
All engines		7.0021		7.1070 T20	
All engines	->ch. 8752091, t.tnr. BE1, t.tnr. MA		7.6015		
All engines	ch. 8752092 ->, t.tnr. MA		7.6099		
All engines	t.tnr. BE3		7.6108		
All engines	t.tnr. BVA 4H914		7.6153		
All engines	t.tnr. BVA 4H914, water protected		7.6161		

				ENGINE
1.9	Petrol	116	06/87-07/92	D6C (XU9J4)

Engine	Information	S10	T10	T20 - T23	T22 - T25
All engines		7.0021		7.1070 T20	
All engines	->ch. 8752091, t.tnr. BE1, t.tnr. MA		7.6015		
All engines	ch. 8752092 ->, t.tnr. MA		7.6099		
All engines	t.tnr. BE3		7.6108		
All engines	t.tnr. BVA 4H914		7.6153		
All engines	t.tnr. BVA 4H914, water protected		7.6161		

				ENGINE
1.9	Petrol	70	07/87-12/92	D2C (XU92C)

Engine	Information	S10	T10	T20 - T23	T22 - T25
All engines		7.0021		7.1070 T20	
All engines	->ch. 8752091, t.tnr. BE1, t.tnr. MA		7.6015		
All engines	ch. 8752092 ->, t.tnr. MA		7.6099		
All engines	t.tnr. BE3		7.6108		
All engines	t.tnr. BVA 4H914		7.6153		
All engines	t.tnr. BVA 4H914, water protected		7.6161		

				ENGINE
1.9	Petrol	72	05/88-07/92	DFZ (XU9J1)

Engine	Information	S10	T10	T20 - T23	T22 - T25
All engines		7.0021		7.1070 T20	
All engines	->ch. 8752091, t.tnr. BE1, t.tnr. MA		7.6015		
All engines	ch. 8752092 ->, t.tnr. MA		7.6099		
All engines	t.tnr. BE3		7.6108		

S10	OIL PRESSURE WARNING LIGHT SWITCH	T10	REVERSING LIGHT SWITCH	T20	BRAKE LIGHT SWITCH
T22	SWITCH CLUTCH CONTROL (CRUISE CONTROL)	T23	SWITCH BRAKE ACTUATION (ENGINE TIMING)	T25	SWITCH CLUTCH CONTROL (ENGINE CONTROL)

Vehicle	alim.	kW	Date	Engine	 S10	 T10	 T20 - T23	 T22 - T25
---------	-------	----	------	--------	---	---	--	---

ENGINE				
1.9	Petrol	72	05/88-07/92	DFZ (XU9J1)

Engine	Information	S10	T10	T20 - T23	T22 - T25
All engines	t.tnr. BVA 4H914		7.6153		
All engines	t.tnr. BVA 4H914, water protected		7.6161		

ENGINE				
1.9	Petrol	77	10/88-08/92	DFZ (XU9J1)

Engine	Information	S10	T10	T20 - T23	T22 - T25
All engines		7.0021		7.1070 T20	
All engines	->ch. 8752091, t.tnr. BE1, t.tnr. MA		7.6015		
All engines	ch. 8752092 ->, t.tnr. MA		7.6099		
All engines	t.tnr. BE3		7.6108		
All engines	t.tnr. BVA 4H914		7.6153		
All engines	t.tnr. BVA 4H914, water protected		7.6161		

ENGINE				
1.9	Petrol	80	06/87-08/92	DDZ (XU9M)

Engine	Information	S10	T10	T20 - T23	T22 - T25
All engines		7.0021		7.1070 T20	
All engines	->ch. 8752091, t.tnr. BE1, t.tnr. MA		7.6015		
All engines	ch. 8752092 ->, t.tnr. MA		7.6099		
All engines	t.tnr. BE3		7.6108		
All engines	t.tnr. BVA 4H914		7.6153		
All engines	t.tnr. BVA 4H914, water protected		7.6161		

ENGINE				
1.9	Petrol	88	06/87-08/92	DKZ (XU9JAZ)

Engine	Information	S10	T10	T20 - T23	T22 - T25
All engines		7.0021		7.1070 T20	
All engines	->ch. 8752091, t.tnr. BE1, t.tnr. MA		7.6015		
All engines	ch. 8752092 ->, t.tnr. MA		7.6099		
All engines	t.tnr. BE3		7.6108		
All engines	t.tnr. BVA 4H914		7.6153		
All engines	t.tnr. BVA 4H914, water protected		7.6161		

ENGINE				
1.9 4x4	Petrol	116	06/87-07/92	D6C (XU9J4)

Engine	Information	S10	T10	T20 - T23	T22 - T25
All engines		7.0021		7.1070 T20	
All engines	->ch. 8752091, t.tnr. BE1, t.tnr. MA		7.6015		
All engines	ch. 8752092 ->, t.tnr. MA		7.6099		
All engines	t.tnr. BE3		7.6108		
All engines	t.tnr. BVA 4H914		7.6153		
All engines	t.tnr. BVA 4H914, water protected		7.6161		

ENGINE				
1.9 4x4	Petrol	80	07/88-12/92	DDZ (XU9M)

Engine	Information	S10	T10	T20 - T23	T22 - T25
All engines		7.0021		7.1070 T20	
All engines	->ch. 8752091, t.tnr. BE1, t.tnr. MA		7.6015		
All engines	ch. 8752092 ->, t.tnr. MA		7.6099		
All engines	t.tnr. BE3		7.6108		
All engines	t.tnr. BVA 4H914		7.6153		
All engines	t.tnr. BVA 4H914, water protected		7.6161		

ENGINE				
1.9 4x4	Petrol	88	06/87-07/92	DKZ (XU9JAZ)

Engine	Information	S10	T10	T20 - T23	T22 - T25
All engines		7.0021		7.1070 T20	
All engines	->ch. 8752091, t.tnr. BE1, t.tnr. MA		7.6015		
All engines	ch. 8752092 ->, t.tnr. MA		7.6099		
All engines	t.tnr. BE3		7.6108		
All engines	t.tnr. BVA 4H914		7.6153		
All engines	t.tnr. BVA 4H914, water protected		7.6161		

ENGINE				
1.9 D	Diesel	0	01/87-12/92	XUD9

Engine	Information	S10	T10	T20 - T23	T22 - T25
All engines		7.0021		7.1070 T20	

S10 OIL PRESSURE WARNING LIGHT SWITCH	T10 REVERSING LIGHT SWITCH	T20 BRAKE LIGHT SWITCH
T22 SWITCH CLUTCH CONTROL (CRUISE CONTROL)	T23 SWITCH BRAKE ACTUATION (ENGINE TIMING)	T25 SWITCH CLUTCH CONTROL (ENGINE CONTROL)

FUNCTIONS ON THE VEHICLE

Vehicle	alim.	kW	Date	Engine	 S10	 T10	 T20 - T23	 T22 - T25
---------	-------	----	------	--------	---	---	--	---

				ENGINE
1.9 D	Diesel	0	01/87-12/92	XUD9

Engine	Information	S10	T10	T20 - T23	T22 - T25
All engines	->ch. 8752091, t.tnr. BE1, t.tnr. MA		7.6015		
All engines	ch. 8752092 ->, t.tnr. MA		7.6099		
All engines	t.tnr. BE3		7.6108		
All engines	t.tnr. BVA 4H914		7.6153		
All engines	t.tnr. BVA 4H914, water protected		7.6161		

				ENGINE
1.9 D	Diesel	51	10/88-08/92	D9B (XUD9A), DJY (XUD9A)

Engine	Information	S10	T10	T20 - T23	T22 - T25
All engines		7.0021		7.1070 T20	
All engines	->ch. 8752091, t.tnr. BE1, t.tnr. MA		7.6015		
All engines	ch. 8752092 ->, t.tnr. MA		7.6099		
All engines	t.tnr. BE3		7.6108		
All engines	t.tnr. BVA 4H914		7.6153		
All engines	t.tnr. BVA 4H914, water protected		7.6161		

				ENGINE
1.9 Diesel	Diesel	51	03/88-12/92	D9B (XUD9A)

Engine	Information	S10	T10	T20 - T23	T22 - T25
All engines		7.0021		7.1070 T20	
All engines	->ch. 8752091, t.tnr. BE1, t.tnr. MA		7.6015		
All engines	ch. 8752092 ->, t.tnr. MA		7.6099		
All engines	t.tnr. BE3		7.6108		
All engines	t.tnr. BVA 4H914		7.6153		
All engines	t.tnr. BVA 4H914, water protected		7.6161		

				ENGINE
1.9 Injection	Petrol	77	07/87-12/92	DFZ (XU9J1)

Engine	Information	S10	T10	T20 - T23	T22 - T25
All engines		7.0021		7.1070 T20	
All engines	->ch. 8752091, t.tnr. BE1, t.tnr. MA		7.6015		
All engines	ch. 8752092 ->, t.tnr. MA		7.6099		
All engines	t.tnr. BE3		7.6108		
All engines	t.tnr. BVA 4H914		7.6153		
All engines	t.tnr. BVA 4H914, water protected		7.6161		

				ENGINE
1.9 Sport MI-16	Petrol	108	06/87-07/92	DFW (XU9J4Z)

Engine	Information	S10	T10	T20 - T23	T22 - T25
All engines		7.0021		7.1070 T20	
All engines	->ch. 8752091, t.tnr. BE1, t.tnr. MA		7.6015		
All engines	ch. 8752092 ->, t.tnr. MA		7.6099		
All engines	t.tnr. BE3		7.6108		
All engines	t.tnr. BVA 4H914		7.6153		
All engines	t.tnr. BVA 4H914, water protected		7.6161		

				ENGINE
1.9 Sport MI-16	Petrol	116	07/87-11/92	D6C (XU9J4)

Engine	Information	S10	T10	T20 - T23	T22 - T25
All engines		7.0021		7.1070 T20	
All engines	->ch. 8752091, t.tnr. BE1, t.tnr. MA		7.6015		
All engines	ch. 8752092 ->, t.tnr. MA		7.6099		
All engines	t.tnr. BE3		7.6108		
All engines	t.tnr. BVA 4H914		7.6153		
All engines	t.tnr. BVA 4H914, water protected		7.6161		

				ENGINE
1.9 Sport MI-16 4x4	Petrol	108	06/87-07/92	DFW (XU9J4Z)

Engine	Information	S10	T10	T20 - T23	T22 - T25
All engines		7.0021		7.1070 T20	
All engines	->ch. 8752091, t.tnr. BE1, t.tnr. MA		7.6015		
All engines	ch. 8752092 ->, t.tnr. MA		7.6099		
All engines	t.tnr. BE3		7.6108		
All engines	t.tnr. BVA 4H914		7.6153		
All engines	t.tnr. BVA 4H914, water protected		7.6161		

S10	OIL PRESSURE WARNING LIGHT SWITCH	T10	REVERSING LIGHT SWITCH	T20	BRAKE LIGHT SWITCH
T22	SWITCH CLUTCH CONTROL (CRUISE CONTROL)	T23	SWITCH BRAKE ACTUATION (ENGINE TIMING)	T25	SWITCH CLUTCH CONTROL (ENGINE CONTROL)

Vehicle	alim.	kW	Date	Engine	 S10	 T10	 T20 - T23	 T22 - T25
---------	-------	----	------	--------	---	---	--	---

ENGINE				
1.9 Trazione integrale	Petrol	116	06/87-07/92	D6C (XU9J4)

Engine	Information	S10	T10	T20 - T23	T22 - T25
All engines		7.0021		7.1070 T20	
All engines	->ch. 8752091, t.tnr. BE1, t.tnr. MA		7.6015		
All engines	ch. 8752092 ->, t.tnr. MA		7.6099		
All engines	t.tnr. BE3		7.6108		
All engines	t.tnr. BVA 4H914		7.6153		
All engines	t.tnr. BVA 4H914, water protected		7.6161		

ENGINE				
1.9 Trazione integrale	Petrol	77	09/88-07/92	DFZ (XU9J1)

Engine	Information	S10	T10	T20 - T23	T22 - T25
All engines		7.0021		7.1070 T20	
All engines	->ch. 8752091, t.tnr. BE1, t.tnr. MA		7.6015		
All engines	ch. 8752092 ->, t.tnr. MA		7.6099		
All engines	t.tnr. BE3		7.6108		
All engines	t.tnr. BVA 4H914		7.6153		
All engines	t.tnr. BVA 4H914, water protected		7.6161		

405 II

ENGINE				
1.6	Petrol	65	08/92-10/96	BDY (XU5M2Z), BDY (XU5M3Z), BDZ (XU5M), BFZ (XU5JP)

Engine	Information	S10	T10	T20 - T23	T22 - T25
All engines		7.0116		7.1217 T20	
All engines	+manual transmission		7.6108		
All engines	+automatic transmission		7.6161		

ENGINE				
1.6	Petrol	66	08/92-05/97	B2A (XU52C/K), BFZ (XU5JP)

Engine	Information	S10	T10	T20 - T23	T22 - T25
All engines		7.0116		7.1217 T20	
All engines	+manual transmission		7.6108		
All engines	+automatic transmission		7.6161		

ENGINE				
1.6	Petrol	68	08/92-08/94	B2A (XU52C/K), BDZ (XU5M), BFZ (XU5JP)

Engine	Information	S10	T10	T20 - T23	T22 - T25
All engines		7.0116		7.1217 T20	
All engines	+manual transmission		7.6108		
All engines	+automatic transmission		7.6161		

ENGINE				
1.8	Petrol	74	08/92-10/96	LFZ (XU7JP)

Engine	Information	S10	T10	T20 - T23	T22 - T25
All engines		7.0116		7.1217 T20	
All engines	+manual transmission		7.6108		
All engines	+automatic transmission		7.6161		

ENGINE				
1.9 D	Diesel	50	06/94-10/96	DJY (XUD9A)


Engine	Information	S10	T10	T20 - T23	T22 - T25
All engines		7.0116		7.1217 T20	
All engines	+manual transmission		7.6108		
All engines	+automatic transmission		7.6161		

ENGINE				
1.9 D	Diesel	52	08/97-11/99	D9B (XUD9A)

Engine	Information	S10	T10	T20 - T23	T22 - T25
All engines		7.0116		7.1217 T20	
All engines	+manual transmission		7.6108		
All engines	+automatic transmission		7.6161		

S10	OIL PRESSURE WARNING LIGHT SWITCH	T10	REVERSING LIGHT SWITCH	T20	BRAKE LIGHT SWITCH
T22	SWITCH CLUTCH CONTROL (CRUISE CONTROL)	T23	SWITCH BRAKE ACTUATION (ENGINE TIMING)	T25	SWITCH CLUTCH CONTROL (ENGINE CONTROL)

FUNCTIONS ON THE VEHICLE

Vehicle	alim.	kW	Date	Engine	 S10	 T10	 T20 - T23	 T22 - T25
ENGINE								
1.9 TD	Diesel	66	08/92-10/96	DHY (XUD9TE)				
Engine	Information			S10	T10	T20 - T23	T22 - T25	
All engines				7.0116		7.1217 T20		
All engines	+manual transmission				7.6108			
All engines	+automatic transmission				7.6161			
ENGINE								
1.9 TD	Diesel	69	08/92-05/97	DHY (XUD9TE), XUD9TE				
Engine	Information			S10	T10	T20 - T23	T22 - T25	
All engines				7.0116		7.1217 T20		
All engines	+manual transmission				7.6108			
All engines	+automatic transmission				7.6161			
ENGINE								
2.0	Petrol	89	08/92-10/96	RFX (XU10J2)				
Engine	Information			S10	T10	T20 - T23	T22 - T25	
All engines				7.0116		7.1217 T20		
All engines	+manual transmission				7.6108			
All engines	+automatic transmission				7.6161			
ENGINE								
2.0 16V	Petrol	110	06/94-10/95	RFT (XU10J4)				
Engine	Information			S10	T10	T20 - T23	T22 - T25	
All engines				7.0116		7.1217 T20		
All engines	+manual transmission				7.6108			
All engines	+automatic transmission				7.6161			
ENGINE								
2.0 4x4	Petrol	144	08/92-12/95	RGZ (XU10J4TE/Z)				
Engine	Information			S10	T10	T20 - T23	T22 - T25	
All engines				7.0116	7.6099	7.1217 T20		
ENGINE								
2.0 4x4	Petrol	89	08/92-10/96	RFX (XU10J2)				
Engine	Information			S10	T10	T20 - T23	T22 - T25	
All engines				7.0116		7.1217 T20		
All engines	+manual transmission				7.6108			
All engines	+automatic transmission				7.6161			
ENGINE								
2.0 T 16 X4	Petrol	144	08/92-10/95	RGZ (XU10J4TE/Z)				
Engine	Information			S10	T10	T20 - T23	T22 - T25	
All engines				7.0116	7.6099	7.1217 T20		
ENGINE								
2.0 X4	Petrol	89	08/92-10/95	RFX (XU10J2)				
Engine	Information			S10	T10	T20 - T23	T22 - T25	
All engines				7.0116		7.1217 T20		
All engines	+manual transmission				7.6108			
All engines	+automatic transmission				7.6161			
406								
ENGINE								
1.6	Petrol	65	11/95-05/04	BFZ (XU5JP), XU5JP				
Engine	Information			S10	T10	T20 - T23	T22 - T25	
All engines	-> 28/06/98, COL:black, COL:grey, spanner size 21, switch press. 0.5 bar, thread M16x1.5			7.0116				
Eng. BFZ (XU5JP)	29/06/98 ->			7.0130				
All engines	-> 01/12/99, -> 28/11/99, COL:white, spanner size 22, thread M14x1.5				7.6108			
All engines	01/01/00 ->, 29/11/99 ->, COL:grey				7.6218			
Eng. BFZ (XU5JP)	01/04/99 ->, RHD, t.tnr. AL4					7.1091 T20		
Eng. BFZ (XU5JP)	LHD, with control switch					7.1187 T20		
Eng. BFZ (XU5JP)	RHD, with control switch					7.1191 T20		
All engines						7.1217 T20		
Eng. BFZ (XU5JP)	-> 31/03/99, LHD						7.1132 T22	
Eng. BFZ (XU5JP)	01/04/99 ->, LHD						7.1217 T22	

S10	OIL PRESSURE WARNING LIGHT SWITCH	T10	REVERSING LIGHT SWITCH	T20	BRAKE LIGHT SWITCH
T22	SWITCH CLUTCH CONTROL (CRUISE CONTROL)	T23	SWITCH BRAKE ACTUATION (ENGINE TIMING)	T25	SWITCH CLUTCH CONTROL (ENGINE CONTROL)

Vehicle	alim.	kW	Date	Engine	 S10	 T10	 T20 - T23	 T22 - T25
---------	-------	----	------	--------	---	---	--	---

ENGINE				
1.8	Petrol	66	05/97-10/04	LFX (XU7JB), XU7JB

Engine	Information	S10	T10	T20 - T23	T22 - T25
All engines	-> 28/06/98, COL:black, COL:grey, spanner size 21, switch press. 0.5 bar, thread M16x1.5	7.0116			
Eng. LFX (XU7JB)	29/06/98 ->	7.0130			
All engines	-> 01/12/99, -> 28/11/99, COL:white, spanner size 22, thread M14x1.5		7.6108		
All engines	01/01/00 ->, 29/11/99 ->, COL:grey		7.6218		
Eng. LFX (XU7JB)	01/04/99 ->, RHD, t.tnr. AL4			7.1091 T20	
Eng. LFX (XU7JB)	LHD, with control switch			7.1187 T20	
Eng. LFX (XU7JB)	RHD, with control switch			7.1191 T20	
All engines				7.1217 T20	
Eng. LFX (XU7JB)	-> 31/03/99, LHD				7.1132 T22
Eng. LFX (XU7JB)	01/04/99 ->, LHD				7.1217 T22

ENGINE				
1.8	Petrol	74	10/96-03/99	L6A (XU7JP), LFZ (XU7JP), XU7JP

Engine	Information	S10	T10	T20 - T23	T22 - T25
All engines	-> 28/06/98, COL:black, COL:grey, spanner size 21, switch press. 0.5 bar, thread M16x1.5	7.0116			
Eng. LFZ (XU7JP)	29/06/98 ->	7.0130			
All engines	-> 28/11/99, COL:white, spanner size 22, thread M14x1.5		7.6108		
Eng. LFZ (XU7JP)	29/11/99 ->		7.6218		
Eng. LFZ (XU7JP)	LHD, with control switch			7.1187 T20	
Eng. LFZ (XU7JP), XU7JP				7.1217 T20	
Eng. LFZ (XU7JP)	-> 31/03/99, LHD				7.1132 T22
Eng. LFZ (XU7JP)	01/04/99 ->, LHD				7.1217 T22

ENGINE				
1.8 16V	Petrol	81	11/95-10/00	LFY (XU7JP4), XU7JP4

Engine	Information	S10	T10	T20 - T23	T22 - T25
All engines	-> 31/05/98, COL:black, COL:grey, spanner size 21, switch press. 0.5 bar, thread M16x1.5	7.0116			
Eng. LFY (XU7JP4)	01/06/98 ->	7.0130			
All engines	-> 01/12/99, -> 28/11/99, COL:white, spanner size 22, thread M14x1.5		7.6108		
All engines	01/01/00 ->, 29/11/99 ->, COL:grey		7.6218		
All engines	01/04/99 ->, aut., RHD, t.tnr. AL4			7.1091 T20	
Eng. LFY (XU7JP4)	LHD, with control switch			7.1187 T20	
Eng. LFY (XU7JP4)	RHD, with control switch			7.1191 T20	
All engines	man.			7.1217 T20	
Eng. LFY (XU7JP4)	-> 31/03/99, LHD				7.1132 T22
Eng. LFY (XU7JP4)	01/04/99 ->, LHD				7.1217 T22

ENGINE				
1.8 16V	Petrol	85	10/00-10/04	6FZ (EW7J4), EW7J4

Engine	Information	S10	T10	T20 - T23	T22 - T25
Eng. EW7J4	COL:black, COL:grey, spanner size 21, switch press. 0.5 bar, thread M16x1.5	7.0116			
Eng. 6FZ (EW7J4)		7.0130			7.1132 T22
Eng. 6FZ (EW7J4)	-> 28/11/99		7.6108		
All engines	29/11/99 ->, COL:grey		7.6218		
All engines	01/04/99 ->, aut., RHD, t.tnr. AL4			7.1091 T20	
Eng. 6FZ (EW7J4)	LHD, with control switch			7.1187 T20	
Eng. 6FZ (EW7J4)	RHD, with control switch			7.1191 T20	
All engines	man.			7.1217 T20	

ENGINE				
1.8 Bifuel	Petrol/ Ethanol	81	04/99-05/03	XU7JP4

Engine	Information	S10	T10	T20 - T23	T22 - T25
All engines	COL:black, COL:grey, spanner size 21, switch press. 0.5 bar, thread M16x1.5	7.0116			
All engines	-> 01/12/99, COL:white, spanner size 22, thread M14x1.5		7.6108		
All engines	01/01/00 ->, COL:grey		7.6218		
All engines	aut.			7.1091 T20	
All engines	man.			7.1217 T20	

S10 OIL PRESSURE WARNING LIGHT SWITCH	T10 REVERSING LIGHT SWITCH	T20 BRAKE LIGHT SWITCH
T22 SWITCH CLUTCH CONTROL (CRUISE CONTROL)	T23 SWITCH BRAKE ACTUATION (ENGINE TIMING)	T25 SWITCH CLUTCH CONTROL (ENGINE CONTROL)

FUNCTIONS ON THE VEHICLE

Vehicle	alim.	kW	Date	Engine	 S10	 T10	 T20 - T23	 T22 - T25
---------	-------	----	------	--------	---	---	--	---

				ENGINE
1.8 BiFuel	Petrol/ Petro- leum Gas (LPG)	85	09/00-05/04	EW7J4

Engine	Information	S10	T10	T20 - T23	T22 - T25
All engines	COL:black, COL:grey, spanner size 21, switch press. 0.5 bar, thread M16x1.5	7.0116			
All engines	COL:grey		7.6218		
All engines	aut.			7.1091	T20
All engines	man.			7.1217	T20

				ENGINE
1.9 D	Diesel	55	10/96-10/04	DHW (XUD9SD), XUD9SD

Engine	Information	S10	T10	T20 - T23	T22 - T25
All engines	COL:black, COL:grey, spanner size 21, switch press. 0.5 bar, thread M16x1.5	7.0116			
All engines	COL:white, spanner size 22, thread M14x1.5		7.6108		
Eng. DHW (XUD9SD)	01/04/99 ->, RHD, t.tnr. AL4			7.1091	T20
Eng. DHW (XUD9SD)	LHD, with control switch			7.1187	T20
Eng. DHW (XUD9SD)	RHD, with control switch			7.1191	T20
All engines				7.1217	T20
Eng. DHW (XUD9SD)	LHD				7.1132 T22

				ENGINE
1.9 TD	Diesel	66	01/96-10/04	DHX (XUD9TE), XUD9TE

Engine	Information	S10	T10	T20 - T23	T22 - T25
All engines	COL:black, COL:grey, spanner size 21, switch press. 0.5 bar, thread M16x1.5	7.0116			
All engines	COL:white, spanner size 22, thread M14x1.5		7.6108		
Eng. DHX (XUD9TE)	01/04/99 ->, RHD, t.tnr. AL4			7.1091	T20
Eng. DHX (XUD9TE)	LHD, with control switch			7.1187	T20
Eng. XUD9TE				7.1187	T23
Eng. DHX (XUD9TE)	RHD, with control switch			7.1191	T20
All engines				7.1217	T20
All engines	LHD				7.1132 T22

				ENGINE
1.9 TD	Diesel	68	01/96-05/04	DHY (XUD9TE), XUD9TE

Engine	Information	S10	T10	T20 - T23	T22 - T25
All engines	COL:black, COL:grey, spanner size 21, switch press. 0.5 bar, thread M16x1.5	7.0116			
Eng. XUD9TE	COL:white, spanner size 22MM, t.tnr. ML5T, thread M14x1.5		7.6099		
All engines	COL:white, spanner size 22, t.tnr. BE3, thread M14x1.5		7.6108		
Eng. DHY (XUD9TE)	01/04/99 ->, RHD, t.tnr. AL4			7.1091	T20
Eng. DHY (XUD9TE)	LHD, with control switch			7.1187	T20
Eng. XUD9TE				7.1187	T23
Eng. DHY (XUD9TE)	RHD, with control switch			7.1191	T20
All engines				7.1217	T20
Eng. DHY (XUD9TE)	LHD				7.1132 T22

				ENGINE
1.9 TD	Diesel	69	10/95-10/97	XUD9TE

Engine	Information	S10	T10	T20 - T23	T22 - T25
All engines	COL:black, COL:grey, spanner size 21, switch press. 0.5 bar, thread M16x1.5	7.0116			
All engines	COL:white, spanner size 22, thread M14x1.5		7.6108		
All engines				7.1217	T20

				ENGINE
2.0 16V	Petrol	100	08/00-12/04	EW10J4, RFN (EW10J4), RFV (XU10J4R)

Engine	Information	S10	T10	T20 - T23	T22 - T25
Eng. EW10J4	COL:black, COL:grey, spanner size 21, switch press. 0.5 bar, thread M16x1.5	7.0116			
Eng. RFN (EW10J4), RFV (XU10J4R)		7.0130			
All engines	-> 01/12/99, -> 28/11/99, COL:white, spanner size 22, thread M14x1.5		7.6108		
All engines	01/01/00 ->, 29/11/99 ->, COL:grey		7.6218		
All engines	01/04/99 ->, aut., RHD, t.tnr. AL4			7.1091	T20
Eng. RFN (EW10J4), RFV (XU10J4R)	LHD, with control switch			7.1187	T20
Eng. EW10J4	LHD, t.tnr. ML/BE4			7.1187	T23

S10	OIL PRESSURE WARNING LIGHT SWITCH	T10	REVERSING LIGHT SWITCH	T20	BRAKE LIGHT SWITCH
T22	SWITCH CLUTCH CONTROL (CRUISE CONTROL)	T23	SWITCH BRAKE ACTUATION (ENGINE TIMING)	T25	SWITCH CLUTCH CONTROL (ENGINE CONTROL)

Vehicle	alim.	kW	Date	Engine	 S10	 T10	 T20 - T23	 T22 - T25
---------	-------	----	------	--------	---	---	--	---

ENGINE				
2.0 16V	Petrol	100	08/00-12/04	EW10J4, RFN (EW10J4), RFV (XU10J4R)

Engine	Information	S10	T10	T20 - T23	T22 - T25
Eng. RFN (EW10J4), RFV (XU10J4R)	RHD, with control switch			7.1191 T20	
Eng. EW10J4	RHD			7.1191 T23	
All engines	man.			7.1217 T20	
All engines	-> 31/03/99, LHD, RHD, t.tnr. BE4R				7.1132 T22
Eng. EW10J4, RFV (XU10J4R)	01/04/99 ->, LHD, t.tnr. BE3R				7.1217 T22

ENGINE				
2.0 16V	Petrol	97	11/95-12/04	RFV (XU10J4R), XU10J4R

Engine	Information	S10	T10	T20 - T23	T22 - T25
Eng. XU10J4R	COL:black, COL:grey, spanner size 21, switch press. 0.5 bar, thread M16x1.5	7.0116			
Eng. RFV (XU10J4R)		7.0130			
All engines	-> 01/12/99, -> 28/11/99, COL:white, spanner size 22, thread M14x1.5		7.6108		
All engines	01/01/00 ->, 29/11/99 ->, COL:grey		7.6218		
All engines	01/04/99 ->, aut., RHD, t.tnr. AL4			7.1091 T20	
Eng. RFV (XU10J4R)	LHD, with control switch			7.1187 T20	
Eng. RFV (XU10J4R)	RHD, with control switch			7.1191 T20	
All engines	man.			7.1217 T20	
Eng. RFV (XU10J4R)	-> 31/03/99, LHD				7.1132 T22
Eng. RFV (XU10J4R)	01/04/99 ->, LHD				7.1217 T22

ENGINE				
2.0 16V	Petrol	99	01/99-09/04	EW10J4, RFR (DEW10J4), RFV (XU10J4R), XU10J4R

Engine	Information	S10	T10	T20 - T23	T22 - T25
Eng. EW10J4, XU10J4R	COL:black, COL:grey, spanner size 21, switch press. 0.5 bar, thread M16x1.5	7.0116			
Eng. RFR (DEW10J4), RFV (XU10J4R)		7.0130			
Eng. EW10J4, RFR (DEW10J4), RFV (XU10J4R)	-> 01/12/99, -> 28/11/99, COL:white, spanner size 22, thread M14x1.5		7.6108		
Eng. EW10J4, RFR (DEW10J4), RFV (XU10J4R)	01/01/00 ->, 29/11/99 ->, COL:grey		7.6218		
All engines	01/04/99 ->, aut., RHD, t.tnr. AL4			7.1091 T20	
Eng. RFR (DEW10J4), RFV (XU10J4R)	LHD, with control switch			7.1187 T20	
Eng. RFR (DEW10J4), RFV (XU10J4R)	RHD, with control switch			7.1191 T20	
Eng. EW10J4, RFR (DEW10J4), RFV (XU10J4R)	man.			7.1217 T20	
Eng. RFR (DEW10J4), RFV (XU10J4R)	-> 31/03/99, LHD				7.1132 T22
Eng. RFV (XU10J4R)	01/04/99 ->, LHD				7.1217 T22

ENGINE				
2.0 16V Hpi	Petrol	103	05/01-10/04	EW10D, RLZ (EW10D)

Engine	Information	S10	T10	T20 - T23	T22 - T25
Eng. EW10D	COL:black, COL:grey, spanner size 21, switch press. 0.5 bar, thread M16x1.5	7.0116			
Eng. RLZ (EW10D)		7.0130			7.1132 T22
Eng. RLZ (EW10D)	-> 28/11/99		7.6108		
All engines	29/11/99 ->, COL:grey		7.6218		
Eng. RLZ (EW10D)	RHD, t.tnr. AL4			7.1091 T20	
Eng. RLZ (EW10D)	LHD, with control switch			7.1187 T20	
Eng. RLZ (EW10D)	RHD, with control switch			7.1191 T20	
All engines				7.1217 T20	

ENGINE				
2.0 HDi	Diesel	80	06/98-06/04	DW10ATED

Engine	Information	S10	T10	T20 - T23	T22 - T25
All engines	COL:black, COL:grey, spanner size 21, switch press. 0.5 bar, thread M16x1.5	7.0116			
All engines	-> 01/12/99, COL:white, spanner size 22MM, thread M14x1.5		7.6099		
All engines	01/01/00 ->, spanner size 22, thread M14x1.5		7.6217		
All engines	aut.			7.1091 T20	
All engines	man.			7.1217 T20	

S10 OIL PRESSURE WARNING LIGHT SWITCH	T10 REVERSING LIGHT SWITCH	T20 BRAKE LIGHT SWITCH
T22 SWITCH CLUTCH CONTROL (CRUISE CONTROL)	T23 SWITCH BRAKE ACTUATION (ENGINE TIMING)	T25 SWITCH CLUTCH CONTROL (ENGINE CONTROL)

FUNCTIONS ON THE VEHICLE

Vehicle	alim.	kW	Date	Engine	 S10	 T10	 T20 - T23	 T22 - T25
---------	-------	----	------	--------	---	---	--	---

				ENGINE
2.0 HDi 110	Diesel	79	08/01-10/04	DW10ATED, RHS (DW10ATED), RHZ (DW10ATED)

Engine	Information	S10	T10	T20 - T23	T22 - T25
Eng. DW10ATED	COL:black, COL:grey, spanner size 21, switch press. 0.5 bar, thread M16x1.5	7.0116			
Eng. RHS (DW10ATED), RHZ (DW10ATED)		7.0130			7.1132 T22
All engines	-> 01/12/99, -> 28/11/99, COL:white, spanner size 22MM, thread M14x1.5		7.6099		
All engines	01/01/00 ->, 29/11/99 ->, spanner size 22, thread M14x1.5		7.6217		
All engines	aut., RHD, t.tnr. AL4			7.1091 T20	
Eng. RHS (DW10ATED), RHZ (DW10ATED)	LHD, with control switch			7.1187 T20	
Eng. DW10ATED				7.1187 T23	
Eng. RHS (DW10ATED), RHZ (DW10ATED)	RHD, with control switch			7.1191 T20	
All engines	man.			7.1217 T20	

				ENGINE
2.0 HDi 110	Diesel	80	06/98-04/04	RHZ (DW10ATED)

Engine	Information	S10	T10	T20 - T23	T22 - T25
All engines		7.0130		7.1217 T20	7.1132 T22
All engines	-> 28/11/99		7.6099		
All engines	29/11/99 ->		7.6217		
All engines	01/04/99 ->, RHD, t.tnr. AL4			7.1091 T20	
All engines	LHD, with control switch			7.1187 T20	
All engines	RHD, with control switch			7.1191 T20	

				ENGINE
2.0 HDi 90	Diesel	66	02/99-10/04	DW10TD, RHY (DW10TD)

Engine	Information	S10	T10	T20 - T23	T22 - T25
Eng. DW10TD	COL:black, COL:grey, spanner size 21, switch press. 0.5 bar, thread M16x1.5	7.0116			
Eng. RHY (DW10TD)		7.0130			
All engines	-> 01/12/99, -> 28/11/99, COL:white, spanner size 22, thread M14x1.5		7.6108		
All engines	01/01/00 ->, 29/11/99 ->, COL:grey		7.6218		
Eng. RHY (DW10TD)	01/04/99 ->, RHD, t.tnr. AL4			7.1091 T20	
Eng. RHY (DW10TD)	LHD, with control switch			7.1187 T20	
Eng. RHY (DW10TD)	RHD, with control switch			7.1191 T20	
All engines				7.1217 T20	
Eng. RHY (DW10TD)	-> 01/05/00, LHD, RHD, with control switch				7.1132 T22
Eng. RHY (DW10TD)	02/05/00 ->, LHD, with control switch				7.1192 T22

				ENGINE
2.0 Turbo	Petrol	108	04/96-10/04	RGX (XU10J2TE), XU10J2TE

Engine	Information	S10	T10	T20 - T23	T22 - T25
All engines	-> 28/06/98, COL:black, COL:grey, spanner size 21, switch press. 0.5 bar, thread M16x1.5	7.0116			
Eng. RGX (XU10J2TE)	29/06/98 ->	7.0130			
All engines	COL:white, spanner size 22MM, t.tnr. ML5T, thread M14x1.5		7.6099		
Eng. XU10J2TE	COL:white, spanner size 22, t.tnr. BE3, thread M14x1.5		7.6108		
Eng. RGX (XU10J2TE)	01/04/99 ->, RHD, t.tnr. AL4			7.1091 T20	
Eng. RGX (XU10J2TE)	LHD, with control switch			7.1187 T20	
Eng. XU10J2TE				7.1187 T23	
Eng. RGX (XU10J2TE)	RHD, with control switch			7.1191 T20	
All engines				7.1217 T20	
Eng. RGX (XU10J2TE)	LHD				7.1132 T22

				ENGINE
2.1 TD 12V	Diesel	80	01/96-10/04	P8C (XUD11BTE), XU-D11BTE

Engine	Information	S10	T10	T20 - T23	T22 - T25
All engines	COL:black, COL:grey, spanner size 21, switch press. 0.5 bar, thread M16x1.5	7.0116			
All engines	COL:white, spanner size 22MM, thread M14x1.5		7.6099		
Eng. P8C (XUD11BTE)	01/04/99 ->, RHD, t.tnr. AL4			7.1091 T20	
Eng. P8C (XUD11BTE)	LHD, with control switch			7.1187 T20	
Eng. XUD11BTE				7.1187 T23	
Eng. P8C (XUD11BTE)	RHD, with control switch			7.1191 T20	
All engines				7.1217 T20	

S10	OIL PRESSURE WARNING LIGHT SWITCH	T10	REVERSING LIGHT SWITCH	T20	BRAKE LIGHT SWITCH
T22	SWITCH CLUTCH CONTROL (CRUISE CONTROL)	T23	SWITCH BRAKE ACTUATION (ENGINE TIMING)	T25	SWITCH CLUTCH CONTROL (ENGINE CONTROL)

Vehicle	alim.	kW	Date	Engine	 S10	 T10	 T20 - T23	 T22 - T25
---------	-------	----	------	--------	---	---	--	---

ENGINE				
2.1 TD 12V	Diesel	80	01/96-10/04	P8C (XUD11BTE), XU-D11BTE

Engine	Information	S10	T10	T20 - T23	T22 - T25
All engines	LHD				7.1132 T22

ENGINE				
2.2	Petrol	116	07/00-12/04	3FZ (EW12J4), EW12J4

Engine	Information	S10	T10	T20 - T23	T22 - T25
Eng. EW12J4	COL:black, COL:grey, spanner size 21, switch press. 0.5 bar, thread M16x1.5	7.0116			
Eng. 3FZ (EW12J4)		7.0130			
All engines	spanner size 22, thread M14x1.5		7.6217		
All engines	aut., RHD, t.tnr. AL4			7.1091 T20	
Eng. 3FZ (EW12J4)	LHD, with control switch			7.1187 T20	
Eng. 3FZ (EW12J4)	RHD, with control switch			7.1191 T20	
All engines	man.			7.1217 T20	
Eng. 3FZ (EW12J4)	-> 01/05/00, LHD				7.1132 T22
Eng. 3FZ (EW12J4)	02/05/00 ->, LHD				7.1192 T22

ENGINE				
2.2 HDi	Diesel	98	03/00-12/04	4HX (DW12TED4/FAP), DW12TED4

Engine	Information	S10	T10	T20 - T23	T22 - T25
Eng. DW12TED4	COL:black, COL:grey, spanner size 21, switch press. 0.5 bar, thread M16x1.5	7.0116			
Eng. 4HX (DW12TED4/FAP)		7.0130			
All engines	spanner size 22, thread M14x1.5		7.6217		
All engines	aut., RHD, t.tnr. AL4			7.1091 T20	
Eng. 4HX (DW12TED4/FAP)	LHD, with control switch			7.1187 T20	
Eng. 4HX (DW12TED4/FAP)	RHD, with control switch			7.1191 T20	
All engines	man.			7.1217 T20	
Eng. 4HX (DW12TED4/FAP)	LHD				7.1192 T22

ENGINE				
3.0 24V	Petrol	140	10/96-10/04	ES9J4, XFZ (ES9J4)

Engine	Information	S10	T10	T20 - T23	T22 - T25
All engines	-> 31/03/99, COL:black, COL:grey, spanner size 21, switch press. 0.5 bar, thread M16x1.5	7.0116			
Eng. XFZ (ES9J4)	01/04/99 ->	7.0130			
All engines	COL:white, see connection type, spanner size 22MM, thread M14x1.5		7.6099		
Eng. XFZ (ES9J4)	see connection type		7.6217		
All engines	01/04/99 ->, aut., RHD, t.tnr. AL4			7.1091 T20	
Eng. XFZ (ES9J4)	LHD, with control switch			7.1187 T20	
Eng. XFZ (ES9J4)	RHD, with control switch			7.1191 T20	
All engines	man.			7.1217 T20	
Eng. XFZ (ES9J4)	LHD				7.1132 T22

ENGINE				
3.0 24V	Petrol	143	05/97-06/99	XFZ (ES9J4)

Engine	Information	S10	T10	T20 - T23	T22 - T25
All engines	-> 31/03/99	7.0116			
All engines	01/04/99 ->	7.0130			
All engines	see connection type		7.6099, 7.6217		
All engines	01/04/99 ->, RHD, t.tnr. AL4			7.1091 T20	
All engines	LHD, with control switch			7.1187 T20	
All engines	RHD, with control switch			7.1191 T20	
All engines	man.			7.1217 T20	
All engines	LHD				7.1132 T22

ENGINE				
3.0 V6	Petrol	152	03/00-12/04	ES9J4S, XFX (ES9J4S)

Engine	Information	S10	T10	T20 - T23	T22 - T25
Eng. ES9J4S	COL:black, COL:grey, spanner size 21, switch press. 0.5 bar, thread M16x1.5	7.0116			
Eng. XFX (ES9J4S)		7.0130			
All engines	-> 01/12/99, COL:white, see connection type, spanner size 22MM, thread M14x1.5		7.6099		
All engines	01/01/00 ->, see connection type, spanner size 22, thread M14x1.5		7.6217		
All engines	aut., RHD, t.tnr. AL4			7.1091 T20	

S10 OIL PRESSURE WARNING LIGHT SWITCH	T10 REVERSING LIGHT SWITCH	T20 BRAKE LIGHT SWITCH
T22 SWITCH CLUTCH CONTROL (CRUISE CONTROL)	T23 SWITCH BRAKE ACTUATION (ENGINE TIMING)	T25 SWITCH CLUTCH CONTROL (ENGINE CONTROL)

FUNCTIONS ON THE VEHICLE

Vehicle	alim.	kW	Date	Engine	 S10	 T10	 T20 - T23	 T22 - T25
---------	-------	----	------	--------	---	---	--	---

				ENGINE
3.0 V6	Petrol	152	03/00-12/04	ES9J4S, XFX (ES9J4S)

Engine	Information	S10	T10	T20 - T23	T22 - T25
Eng. XFX (ES9J4S)	LHD, with control switch			7.1187 T20	
Eng. XFX (ES9J4S)	RHD, with control switch			7.1191 T20	
All engines	man.			7.1217 T20	
Eng. XFX (ES9J4S)	LHD				7.1192 T22

				ENGINE
3.0 V6 24V	Petrol	140	03/97-12/04	ES9J4, XFZ (ES9J4)

Engine	Information	S10	T10	T20 - T23	T22 - T25
All engines	-> 31/03/99, COL:black, COL:grey, spanner size 21, switch press. 0.5 bar, thread M16x1.5	7.0116			
Eng. XFZ (ES9J4)	01/04/99 ->	7.0130			
All engines	COL:white, see connection type, spanner size 22MM, thread M14x1.5		7.6099		
Eng. XFZ (ES9J4)	see connection type		7.6217		
All engines	01/04/99 ->, aut., RHD, t.nnr. AL4			7.1091 T20	
Eng. XFZ (ES9J4)	LHD, with control switch			7.1187 T20	
Eng. XFZ (ES9J4)	RHD, with control switch			7.1191 T20	
All engines	man.			7.1217 T20	
Eng. XFZ (ES9J4)	LHD				7.1132 T22

				ENGINE
407				

				ENGINE
1.6 HDi	Diesel	80	08/04-12/10	DV6TED4

Engine	Information	S10	T10	T20 - T23	T22 - T25
All engines	COL:grey, spanner size 21, switch press. 0.5 bar, thread M16x1.5	7.0116			
All engines	COL:grey		7.6218		7.1210 T22
All engines	with cable			7.1213K T20	

				ENGINE
1.6 HDi 110	Diesel	80	05/04->	9HZ (DV6TED4), DV6TED4

Engine	Information	S10	T10	T20 - T23	T22 - T25
Eng. DV6TED4	COL:black, COL:grey, spanner size 21, switch press. 0.5 bar, thread M16x1.5	7.0116			
Eng. 9HZ (DV6TED4)		7.0130		7.1213K T20	7.1210 T22
All engines	COL:grey		7.6218		
Eng. DV6TED4				7.1213 T20	

				ENGINE
1.8	Petrol	85	05/04->	6FZ (EW7J4), EW7J4

Engine	Information	S10	T10	T20 - T23	T22 - T25
Eng. EW7J4	COL:black, COL:grey, spanner size 21, switch press. 0.5 bar, thread M16x1.5	7.0116			
Eng. 6FZ (EW7J4)		7.0130		7.1213K T20	7.1210 T22
All engines	COL:grey		7.6218		
Eng. EW7J4				7.1213 T20	

				ENGINE
1.8 16V	Petrol	92	09/05->	6FY (EW7A), EW7A

Engine	Information	S10	T10	T20 - T23	T22 - T25
Eng. EW7A	COL:black, COL:grey, spanner size 21, switch press. 0.5 bar, thread M16x1.5	7.0116			
Eng. 6FY (EW7A)		7.0130		7.1213K T20	7.1210 T22
All engines	COL:grey		7.6218		
Eng. EW7A				7.1213 T20	


				ENGINE
2.0	Petrol	100	05/04->	EW10J4, RFN (EW10J4)

Engine	Information	S10	T10	T20 - T23	T22 - T25
Eng. EW10J4	COL:black, COL:grey, spanner size 21, switch press. 0.5 bar, thread M16x1.5	7.0116			
Eng. RFN (EW10J4)		7.0130		7.1213K T20	7.1210 T22
All engines	COL:grey		7.6218		
Eng. EW10J4				7.1213 T20	

				ENGINE
2.0 16V	Petrol	103	09/05->	EW10A, RFJ (EW10A)

Engine	Information	S10	T10	T20 - T23	T22 - T25
Eng. EW10A	COL:black, COL:grey, spanner size 21, switch press. 0.5 bar, thread M16x1.5	7.0116			
Eng. RFJ (EW10A)		7.0130		7.1213K T20	7.1210 T22
All engines	COL:grey		7.6218		

S10	OIL PRESSURE WARNING LIGHT SWITCH	T10	REVERSING LIGHT SWITCH	T20	BRAKE LIGHT SWITCH
T22	SWITCH CLUTCH CONTROL (CRUISE CONTROL)	T23	SWITCH BRAKE ACTUATION (ENGINE TIMING)	T25	SWITCH CLUTCH CONTROL (ENGINE CONTROL)

Vehicle	alim.	kW	Date	Engine	 S10	 T10	 T20 - T23	 T22 - T25
---------	-------	----	------	--------	---	---	--	---

ENGINE				
2.0 16V	Petrol	103	09/05->	EW10A, RFJ (EW10A)

Engine	Information	S10	T10	T20 - T23	T22 - T25
Eng. EW10A				7.1213 T20	

ENGINE				
2.0 Bioflex	Petrol/ Ethanol	103	09/07->	EW10A, RFJ (EW10A)

Engine	Information	S10	T10	T20 - T23	T22 - T25
Eng. EW10A	COL:black, COL:grey, spanner size 21, switch press. 0.5 bar, thread M16x1.5	7.0116			
Eng. RFJ (EW10A)		7.0130			
All engines	COL:grey		7.6218		7.1210 T22
Eng. EW10A				7.1213 T20	
All engines	with cable			7.1213K T20	

ENGINE				
2.0 Bioflex [ExtraEU]	Petrol/ Ethanol	103	10/05-02/11	EW10A

Engine	Information	S10	T10	T20 - T23	T22 - T25
All engines	COL:black, COL:grey, spanner size 21, switch press. 0.5 bar, thread M16x1.5	7.0116			
All engines	COL:grey		7.6218		7.1210 T22
All engines	with cable			7.1213K T20	

ENGINE				
2.0 HDi	Diesel	100	10/05->	DW10BTED4, RHR (DW10BTED4)

Engine	Information	S10	T10	T20 - T23	T22 - T25
Eng. DW10BTED4	COL:black, COL:grey, spanner size 21, switch press. 0.5 bar, thread M16x1.5	7.0116			
Eng. RHR (DW10BTED4)		7.0130		7.1213K T20	7.1210 T22
All engines	spanner size 22, thread M14x1.5		7.6217		
Eng. DW10BTED4				7.1213 T20	

ENGINE				
2.0 HDi	Diesel	103	08/08->	DW10BTED4, RHF (DW10BTED4), RHR (DW10BTED4)

Engine	Information	S10	T10	T20 - T23	T22 - T25
Eng. DW10BTED4	COL:black, COL:grey, spanner size 21, switch press. 0.5 bar, thread M16x1.5	7.0116			
Eng. RHF (DW10BTED4), RHR (DW10BTED4)		7.0130			
All engines	spanner size 22, thread M14x1.5		7.6217		
Eng. DW10BTED4	COL:grey		7.6218		
Eng. DW10BTED4				7.1213 T20	
All engines	with cable			7.1213K T20	
All engines	COL:grey				7.1210 T22

ENGINE				
2.0 HDi	Diesel	110	02/10->	RHE (DW10CTED4)

Engine	Information	S10	T10	T20 - T23	T22 - T25
All engines		7.0130	7.6217	7.1213K T20	7.1210 T22

ENGINE				
2.0 HDi	Diesel	120	06/09->	DW10CTED4, RHH (DW10CTED4)

Engine	Information	S10	T10	T20 - T23	T22 - T25
Eng. DW10CTED4	COL:grey, spanner size 21, switch press. 0.5 bar, thread M16x1.5	7.0116			
Eng. RHH (DW10CTED4)		7.0130			7.1210 T22
All engines	spanner size 22, thread M14x1.5		7.6217		
All engines	with cable			7.1213K T20	

ENGINE				
2.0 HDi	Diesel	93	11/04-10/07	DW10BTED4

Engine	Information	S10	T10	T20 - T23	T22 - T25
All engines	COL:grey, spanner size 21, switch press. 0.5 bar, thread M16x1.5	7.0116			
All engines	spanner size 22, thread M14x1.5		7.6217		
All engines	with cable			7.1213K T20	
All engines	COL:grey				7.1210 T22

S10	OIL PRESSURE WARNING LIGHT SWITCH	T10	REVERSING LIGHT SWITCH	T20	BRAKE LIGHT SWITCH
T22	SWITCH CLUTCH CONTROL (CRUISE CONTROL)	T23	SWITCH BRAKE ACTUATION (ENGINE TIMING)	T25	SWITCH CLUTCH CONTROL (ENGINE CONTROL)

FUNCTIONS ON THE VEHICLE

Vehicle	alim.	kW	Date	Engine	 S10	 T10	 T20 - T23	 T22 - T25
---------	-------	----	------	--------	---	---	--	---

ENGINE				
2.0 HDi [ExtraEU]	Diesel	93	11/04-10/07	DW10BTE4

Engine	Information	S10	T10	T20 - T23	T22 - T25
All engines	COL:grey, spanner size 21, switch press. 0.5 bar, thread M16x1.5	7.0116			
All engines	spanner size 22, thread M14x1.5		7.6217		
All engines	with cable			7.1213K T20	
All engines	COL:grey				7.1210 T22

ENGINE				
2.0 HDi 135	Diesel	100	05/04->	DW10BTE4, RHL (DW10BTE4), RHR (DW10BTE4)

Engine	Information	S10	T10	T20 - T23	T22 - T25
Eng. DW10BTE4	COL:black, COL:grey, spanner size 21, switch press. 0.5 bar, thread M16x1.5	7.0116			
Eng. RHL (DW10BTE4), RHR (DW10BTE4)		7.0130	7.6217	7.1213K T20	7.1210 T22
Eng. DW10BTE4	COL:grey		7.6218		
Eng. DW10BTE4				7.1213 T20	

ENGINE				
2.2	Petrol	116	05/04->	3FZ (EW12J4), EW12J4

Engine	Information	S10	T10	T20 - T23	T22 - T25
Eng. EW12J4	COL:black, COL:grey, spanner size 21, switch press. 0.5 bar, thread M16x1.5	7.0116			
Eng. 3FZ (EW12J4)		7.0130		7.1213K T20	7.1210 T22
All engines	man 6 speed, spanner size 22, thread M14x1.5		7.6217		
Eng. EW12J4				7.1213 T20	

ENGINE				
2.2 16V	Petrol	120	09/05->	3FY (EW12J4), EW12J4

Engine	Information	S10	T10	T20 - T23	T22 - T25
Eng. EW12J4	COL:black, COL:grey, spanner size 21, switch press. 0.5 bar, thread M16x1.5	7.0116			
Eng. 3FY (EW12J4)		7.0130		7.1213K T20	7.1210 T22
All engines	spanner size 22, thread M14x1.5		7.6217		
Eng. EW12J4				7.1213 T20	

ENGINE				
2.2 HDi	Diesel	120	03/06->	4HP (DW12BTE4), DW12BTE4

Engine	Information	S10	T10	T20 - T23	T22 - T25
Eng. DW12BTE4	COL:black, COL:grey, spanner size 21, switch press. 0.5 bar, thread M16x1.5	7.0116			
Eng. 4HP (DW12BTE4)		7.0130		7.1213K T20	7.1210 T22
All engines	spanner size 22, thread M14x1.5		7.6217		
Eng. DW12BTE4				7.1213 T20	

ENGINE				
2.2 HDi 170	Diesel	125	05/06->	4HR (DW12BTE4), 4HT (DW12BTE4), DW12BTE4

Engine	Information	S10	T10	T20 - T23	T22 - T25
Eng. DW12BTE4	COL:black, COL:grey, spanner size 21, switch press. 0.5 bar, thread M16x1.5	7.0116			
Eng. 4HR (DW12BTE4), 4HT (DW12BTE4)		7.0130		7.1213K T20	7.1210 T22
All engines	spanner size 22, thread M14x1.5		7.6217		
Eng. DW12BTE4				7.1213 T20	





ENGINE				
2.7 HDi	Diesel	150	10/05->	DT17TED4, UHZ (DT17)

Engine	Information	S10	T10	T20 - T23	T22 - T25
Eng. DT17TED4				7.1213 T20	
Eng. UHZ (DT17)				7.1213K T20	

ENGINE				
3.0	Petrol	155	05/04->	ES9A, XFV (ES9A)

Engine	Information	S10	T10	T20 - T23	T22 - T25
Eng. ES9A	COL:black, COL:grey, spanner size 21, switch press. 0.5 bar, thread M16x1.5	7.0116			
Eng. XFV (ES9A)		7.0130		7.1213K T20	7.1210 T22
All engines	spanner size 22, thread M14x1.5		7.6217		
Eng. ES9A				7.1213 T20	

S10 OIL PRESSURE WARNING LIGHT SWITCH	T10 REVERSING LIGHT SWITCH	T20 BRAKE LIGHT SWITCH
T22 SWITCH CLUTCH CONTROL (CRUISE CONTROL)	T23 SWITCH BRAKE ACTUATION (ENGINE TIMING)	T25 SWITCH CLUTCH CONTROL (ENGINE CONTROL)

Vehicle	alim.	kW	Date	Engine	 S10	 T10	 T20 - T23	 T22 - T25
---------	-------	----	------	--------	---	---	--	---

				ENGINE
3.0 HDi	Diesel	177	06/09->	DT20C

Engine	Information	S10	T10	T20 - T23	T22 - T25
All engines	with cable			7.1213K T20	

				ENGINE
3.0 V6	Petrol	155	10/05->	ES9A, XfV (ES9A)

Engine	Information	S10	T10	T20 - T23	T22 - T25
Eng. ES9A	COL:black, COL:grey, spanner size 21, switch press. 0.5 bar, thread M16x1.5	7.0116			
Eng. XfV (ES9A)		7.0130		7.1213K T20	7.1210 T22
All engines	spanner size 22, thread M14x1.5		7.6217		
Eng. ES9A				7.1213 T20	

				ENGINE
1.2	Petrol	96	01/15->	EB2DTS, HNY (EB2DTS)

Engine	Information	S10	T10	T20 - T23	T22 - T25
All engines	no specific info conc. application available, spanner size 22, t.tnr. ML6C, thread M14x1.5		7.6217		
All engines	COL:grey, no specific info conc. application available, t.tnr. STT/B6		7.6218		
All engines				7.1283 T20	
All engines	COL:grey				7.1210 T22

				ENGINE
1.6 16V	Petrol	115	09/09->	EP6CDT

Engine	Information	S10	T10	T20 - T23	T22 - T25
All engines	spanner size 22, thread M14x1.5		7.6217		
All engines				7.1213 T20	7.1210 T22

				ENGINE
1.6 16V	Petrol	88	09/09->	5FS (EP6C), 5FW (EP6), EP6, EP6C

Engine	Information	S10	T10	T20 - T23	T22 - T25
Eng. EP6	COL:black, COL:grey, spanner size 21, switch press. 0.5 bar, thread M16x1.5	7.0116			
Eng. 5FW (EP6)		7.0130			
Eng. 5FS (EP6C), 5FW (EP6)	no specific info conc. application available		7.6217		
All engines	COL:grey, no specific info conc. application available		7.6218		
All engines	-> 01/09/10, -> 03/10/10			7.1213 T20	
All engines	01/10/10 ->, 04/10/10 ->			7.1283 T20	
Eng. 5FS (EP6C), 5FW (EP6)					7.1210 T22
Eng. EP6, EP6C	COL:grey, LHD, RHD				7.1210 T25

				ENGINE
1.6 BlueHdi 100	Diesel	73	12/16->	DV6FD

Engine	Information	S10	T10	T20 - T23	T22 - T25
All engines	COL:grey		7.6218		
All engines				7.1283 T20	

				ENGINE
1.6 BlueHdi 115	Diesel	85	12/16->	DV6FC

Engine	Information	S10	T10	T20 - T23	T22 - T25
All engines	spanner size 22, thread M14x1.5		7.6217		
All engines				7.1283 T20	

				ENGINE
1.6 BlueHdi 120	Diesel	88	05/14->	BHZ (DV6FC), DV6FC




Engine	Information	S10	T10	T20 - T23	T22 - T25
All engines	no specific info conc. application available, spanner size 22, t.tnr. ML6C, thread M14x1.5		7.6217		
All engines	COL:grey, no specific info conc. application available, t.tnr. S5T/B6		7.6218		
All engines				7.1283 T20	
All engines	COL:grey				7.1210 T22

				ENGINE
1.6 HDi	Diesel	80	09/09->	9HZ (DV6TED4), DV6TED4

Engine	Information	S10	T10	T20 - T23	T22 - T25
Eng. DV6TED4	COL:black, COL:grey, spanner size 21, switch press. 0.5 bar, thread M16x1.5	7.0116			
Eng. 9HZ (DV6TED4)		7.0130			7.1210 T22
All engines	no specific info conc. application available, spanner size 22, thread M14x1.5		7.6217		
Eng. 9HZ (DV6TED4)	no specific info conc. application available		7.6218		

S10 OIL PRESSURE WARNING LIGHT SWITCH	T10 REVERSING LIGHT SWITCH	T20 BRAKE LIGHT SWITCH
T22 SWITCH CLUTCH CONTROL (CRUISE CONTROL)	T23 SWITCH BRAKE ACTUATION (ENGINE TIMING)	T25 SWITCH CLUTCH CONTROL (ENGINE CONTROL)

FUNCTIONS ON THE VEHICLE

Vehicle	alim.	kW	Date	Engine	 S10	 T10	 T20 - T23	 T22 - T25
---------	-------	----	------	--------	---	---	--	---

ENGINE				
1.6 HDi	Diesel	80	09/09->	9HZ (DV6TED4), DV6TED4

Engine	Information	S10	T10	T20 - T23	T22 - T25
All engines	-> 03/10/10			7.1213 T20	
Eng. 9HZ (DV6TED4)	04/10/10 ->			7.1283 T20	

ENGINE				
1.6 HDi	Diesel	82	08/10->	9HR (DV6C), DV6C

Engine	Information	S10	T10	T20 - T23	T22 - T25
Eng. DV6C	COL:grey, spanner size 21, -start-stop function, switch press. 0.5 bar, thread M16x1.5	7.0116			
Eng. 9HR (DV6C)	-start-stop function	7.0130			
All engines	+start-stop function, -> 18/11/12	7.0199			
Eng. 9HR (DV6C)	+start-stop function, 19/11/12 ->	7.0203			
All engines	no specific info conc. application available, spanner size 22, thread M14x1.5		7.6217		
Eng. 9HR (DV6C)	no specific info conc. application available		7.6218		
All engines	-> 01/09/12, -> 03/10/10			7.1213 T20	
All engines	01/10/12 ->, 04/10/10 ->			7.1283 T20	
All engines	COL:grey, LHD, RHD				7.1210 T22

ENGINE				
1.6 HDi	Diesel	84	03/13->	9HD (DV6CTED), DV6C, DV6C(9HD)

Engine	Information	S10	T10	T20 - T23	T22 - T25
Eng. DV6C	COL:grey, spanner size 21, -start-stop function, switch press. 0.5 bar, thread M16x1.5	7.0116			
Eng. 9HD (DV6CTED), DV6C(9HD)	-start-stop function	7.0130			
Eng. 9HD (DV6CTED), DV6C(9HD)	+start-stop function, -> 18/11/12	7.0199			
All engines	+start-stop function, 19/11/12 ->	7.0203			
All engines	no specific info conc. application available, spanner size 22, t.tnr. ML6, thread M14x1.5		7.6217		
All engines	COL:grey, no specific info conc. application available, t.tnr. BE4R		7.6218		
Eng. 9HD (DV6CTED), DV6C(9HD)	-> 03/10/10			7.1213 T20	
All engines	04/10/10 ->			7.1283 T20	
Eng. 9HD (DV6CTED), DV6C(9HD)					7.1210 T22

ENGINE				
1.6 THP 150	Petrol	110	02/12->	EP6CDTMD, EP6DT

Engine	Information	S10	T10	T20 - T23	T22 - T25
Eng. EP6DT	COL:grey, spanner size 21, switch press. 0.5 bar, thread M16x1.5	7.0116			
Eng. EP6DT	spanner size 22, t.tnr. ML6CL, thread M14x1.5		7.6217		
Eng. EP6DT	COL:grey, t.tnr. BE4R/BVMCC		7.6218		
All engines				7.1283 T20	
Eng. EP6DT	COL:grey, LHD, RHD				7.1210 T22

ENGINE				
1.6 THP 163	Petrol	120	02/12->	5GZ (EP6FDT), EP6CDTM

Engine	Information	S10	T10	T20 - T23	T22 - T25
Eng. 5GZ (EP6FDT)	no specific info conc. application available		7.6217, 7.6218		
All engines				7.1283 T20	
Eng. 5GZ (EP6FDT)					7.1210 T22

ENGINE				
1.6 THP 165	Petrol	121	02/12->	5GZ (EP6FDT), EP6FDT, EP6FDTM

Engine	Information	S10	T10	T20 - T23	T22 - T25
Eng. 5GZ (EP6FDT)	no specific info conc. application available		7.6217, 7.6218		
All engines				7.1283 T20	
Eng. 5GZ (EP6FDT)					7.1210 T22

ENGINE				
2.0 BlueHDi 136	Diesel	100	12/16->	DW10FD

Engine	Information	S10	T10	T20 - T23	T22 - T25
All engines				7.1283 T20	

S10	OIL PRESSURE WARNING LIGHT SWITCH	T10	REVERSING LIGHT SWITCH	T20	BRAKE LIGHT SWITCH
T22	SWITCH CLUTCH CONTROL (CRUISE CONTROL)	T23	SWITCH BRAKE ACTUATION (ENGINE TIMING)	T25	SWITCH CLUTCH CONTROL (ENGINE CONTROL)

FUNCTIONS ON THE VEHICLE

Vehicle	alim.	kW	Date	Engine	 S10	 T10	 T20 - T23	 T22 - T25
---------	-------	----	------	--------	---	---	--	---

ENGINE				
2.0 BlueHdi 150	Diesel	110	12/16->	DW10FD

Engine	Information	S10	T10	T20 - T23	T22 - T25
All engines	COL:grey		7.6218		
All engines				7.1283 T20	

ENGINE				
2.0 BlueHdi 180	Diesel	130	01/18->	DW10FC

Engine	Information	S10	T10	T20 - T23	T22 - T25
All engines				7.1283 T20	

ENGINE				
2.0 BlueHdi 180	Diesel	133	12/16->	DW10FC

Engine	Information	S10	T10	T20 - T23	T22 - T25
All engines				7.1283 T20	

ENGINE				
2.0 Hdi	Diesel	100	09/09->	DW10CB FAP DTR

Engine	Information	S10	T10	T20 - T23	T22 - T25
All engines		7.0130			7.1210 T22
All engines	no specific info conc. application available		7.6217, 7.6218		
All engines	-> 03/10/10			7.1213 T20	
All engines	04/10/10 ->			7.1283 T20	

ENGINE				
2.0 Hdi	Diesel	120	09/09->	DW10CTED4, RHH (DW10CTED4)

Engine	Information	S10	T10	T20 - T23	T22 - T25
Eng. DW10CTED4	COL:black, COL:grey, spanner size 21, switch press. 0.5 bar, thread M16x1.5	7.0116			
Eng. RHH (DW10CTED4)		7.0130			7.1210 T22
All engines	no specific info conc. application available, spanner size 22, thread M14x1.5		7.6217		
Eng. RHH (DW10CTED4)	no specific info conc. application available		7.6218		
All engines	-> 03/10/10			7.1213 T20	
Eng. RHH (DW10CTED4)	04/10/10 ->			7.1283 T20	

ENGINE				
2.0 Hdi 136 / BlueHdi 136	Diesel	100	02/12->	AHV (DW10FD), DW10CB, DW10CTED4, DW10FD, RHD (DW10CTED4)





Engine	Information	S10	T10	T20 - T23	T22 - T25
Eng. DW10CB, DW10CTED4, DW10FD	COL:black, COL:grey, spanner size 21, switch press. 0.5 bar, thread M16x1.5	7.0116			
Eng. RHD (DW10CTED4)		7.0130			
All engines	no specific info conc. application available, spanner size 22, thread M14x1.5		7.6217		
Eng. AHV (DW10FD), RHD (DW10CTED4)	no specific info conc. application available		7.6218		
All engines	-> 03/10/10			7.1213 T20	
Eng. AHV (DW10FD), RHD (DW10CTED4)	04/10/10 ->			7.1283 T20	
Eng. AHV (DW10FD), RHD (DW10CTED4)					7.1210 T22

ENGINE				
2.0 Hdi 150 / BlueHdi 150	Diesel	110	06/09->	AHR (DW10FD), AHX (DW10FD), DW10CTED4, DW10FD, RHE (DW10CTED4)





Engine	Information	S10	T10	T20 - T23	T22 - T25
Eng. DW10CTED4, DW10FD	COL:black, COL:grey, spanner size 21, switch press. 0.5 bar, thread M16x1.5	7.0116			
Eng. RHE (DW10CTED4)		7.0130			
All engines	no specific info conc. application available, spanner size 22, t.tnr. M16C, thread M14x1.5		7.6217		
All engines	COL:grey, no specific info conc. application available, t.tnr. SST/B6		7.6218		
All engines	-> 01/09/10, -> 03/10/10			7.1213 T20	
All engines	01/10/10 ->, 04/10/10 ->			7.1283 T20	
Eng. AHR (DW10FD), AHX (DW10FD), RHE (DW10CTED4)					7.1210 T22

S10	OIL PRESSURE WARNING LIGHT SWITCH	T10	REVERSING LIGHT SWITCH	T20	BRAKE LIGHT SWITCH
T22	SWITCH CLUTCH CONTROL (CRUISE CONTROL)	T23	SWITCH BRAKE ACTUATION (ENGINE TIMING)	T25	SWITCH CLUTCH CONTROL (ENGINE CONTROL)

FUNCTIONS ON THE VEHICLE

Vehicle	alim.	kW	Date	Engine	 S10	 T10	 T20 - T23	 T22 - T25
504								
1.8	Petrol	55	09/79-08/82	ENGINE XM7				
Engine Information					S10	T10	T20 - T23	T22 - T25
All engines							7.1007 T20	
1.8	Petrol	58	01/71-06/83	ENGINE XM7				
Engine Information					S10	T10	T20 - T23	T22 - T25
All engines							7.1007 T20	
2.3 D	Diesel	51	07/75-10/99	ENGINE 134 (XD2), XD2				
Engine Information					S10	T10	T20 - T23	T22 - T25
All engines							7.1007 T20	
505								
1.8	Petrol	55	06/81-10/85	ENGINE 105 (XM7)				
Engine Information					S10	T10	T20 - T23	T22 - T25
All engines					7.0006		7.1007 T20	
All engines +ABS							7.1070 T20	
1.8	Petrol	60	01/82-10/85	ENGINE 105 (XM7)				
Engine Information					S10	T10	T20 - T23	T22 - T25
All engines					7.0006		7.1007 T20	
All engines +ABS							7.1070 T20	
1.8	Petrol	62	09/85-10/86	ENGINE 105C (XM7A)				
Engine Information					S10	T10	T20 - T23	T22 - T25
All engines					7.0006		7.1007 T20	
All engines +ABS							7.1070 T20	
2.0	Petrol	72	09/85-09/95	ENGINE 106E (XN1A)				
Engine Information					S10	T10	T20 - T23	T22 - T25
All engines					7.0006		7.1007 T20	
2.0 TI,STI	Petrol	81	08/79-10/86	ENGINE 829 (ZEJ)				
Engine Information					S10	T10	T20 - T23	T22 - T25
All engines							7.1007 T20	
All engines +ABS							7.1070 T20	
2.2	Petrol	84	01/86-12/93	ENGINE 851X (ZDJL)				
Engine Information					S10	T10	T20 - T23	T22 - T25
All engines					7.0006		7.1007 T20	
All engines +ABS							7.1070 T20	
2.2	Petrol	85	05/81-10/84	ENGINE 851 (ZDJ)				
Engine Information					S10	T10	T20 - T23	T22 - T25
All engines					7.0006		7.1007 T20	
All engines +ABS							7.1070 T20	
2.2 GTI	Petrol	90	08/83-12/93	ENGINE 851B (ZDJL)				
Engine Information					S10	T10	T20 - T23	T22 - T25
All engines					7.0006		7.1007 T20	
All engines +ABS							7.1070 T20	
2.3 Diesel	Diesel	59	04/82-06/86	ENGINE 147 (XD2S)				
Engine Information					S10	T10	T20 - T23	T22 - T25
All engines					7.0021		7.1007 T20	
All engines +ABS							7.1070 T20	

S10 OIL PRESSURE WARNING LIGHT SWITCH	T10 REVERSING LIGHT SWITCH	T20 BRAKE LIGHT SWITCH
T22 SWITCH CLUTCH CONTROL (CRUISE CONTROL)	T23 SWITCH BRAKE ACTUATION (ENGINE TIMING)	T25 SWITCH CLUTCH CONTROL (ENGINE CONTROL)

Vehicle	alim.	kW	Date	Engine	 S10	 T10	 T20 - T23	 T22 - T25
---------	-------	----	------	--------	---	---	--	---

				ENGINE
2.3 Turbo Diesel	Diesel	59	09/80-06/86	147 (XD2S)

Engine	Information	S10	T10	T20 - T23	T22 - T25
All engines		7.0021		7.1007 T20	
All engines	+ABS			7.1070 T20	

				ENGINE
2.5 Diesel	Diesel	51	10/81-11/90	155 (XD3)

Engine	Information	S10	T10	T20 - T23	T22 - T25
All engines		7.0021		7.1007 T20	
All engines	+ABS			7.1070 T20	

				ENGINE
2.5 Diesel	Diesel	55	06/81-12/93	155 (XD3)

Engine	Information	S10	T10	T20 - T23	T22 - T25
All engines		7.0021		7.1007 T20	
All engines	+ABS			7.1070 T20	

				ENGINE
2.5 Turbo Diesel	Diesel	70	10/83-12/90	XD3T

Engine	Information	S10	T10	T20 - T23	T22 - T25
All engines		7.0021		7.1007 T20	
All engines	+ABS			7.1070 T20	

508 I

				ENGINE
1.6	Petrol	120	01/12->	5GZ (EP6FDT), EP6CDTM

Engine	Information	S10	T10	T20 - T23	T22 - T25
Eng. 5GZ (EP6FDT)	no specific info conc. application available		7.6217, 7.6218		
All engines				7.1286 T20	
Eng. 5GZ (EP6FDT)					7.1210 T22

				ENGINE
1.6	Petrol	121	09/11->	EP6FDT

Engine	Information	S10	T10	T20 - T23	T22 - T25
All engines	spanner size 22, t.tnr. M14x1.5		7.6217		
All engines	COL:grey, t.tnr. B6/STT		7.6218		
All engines				7.1286 T20	
All engines	COL:grey				7.1210 T22

				ENGINE
1.6 BlueHDI 120	Diesel	88	03/14->	BHZ (DV6FC), DV6FC

Engine	Information	S10	T10	T20 - T23	T22 - T25
All engines	no specific info conc. application available, spanner size 22, t.tnr. M14x1.5		7.6217		
All engines	COL:grey, no specific info conc. application available, t.tnr. B6/STT		7.6218		
All engines				7.1286 T20	
All engines	COL:grey				7.1210 T22

				ENGINE
1.6 HDi	Diesel	82	11/10->	9HL (DV6C), 9HR (DV6C), DV6C





Engine	Information	S10	T10	T20 - T23	T22 - T25
Eng. DV6C	COL:grey, spanner size 21, -start-stop function, switch press. 0.5 bar, thread M16x1.5	7.0116			
Eng. 9HL (DV6C), 9HR (DV6C)	-start-stop function	7.0130			
All engines	+start-stop function, -> 20/11/12	7.0199			
Eng. 9HL (DV6C), 9HR (DV6C)	+start-stop function, 21/11/12 ->	7.0203			
Eng. 9HL (DV6C), 9HR (DV6C)	no specific info conc. application available		7.6217		
All engines	COL:grey, no specific info conc. application available		7.6218		
All engines				7.1286 T20	
All engines	COL:grey				7.1210 T22

				ENGINE
1.6 HDi	Diesel	84	02/12->	9HD (DV6CTED), DV6C

Engine	Information	S10	T10	T20 - T23	T22 - T25
Eng. DV6C	COL:grey, spanner size 21, -start-stop function, switch press. 0.5 bar, thread M16x1.5	7.0116			
Eng. 9HD (DV6CTED)	-start-stop function	7.0130			
All engines	+start-stop function, -> 20/11/12	7.0199			
All engines	+start-stop function, 21/11/12 ->	7.0203			

S10 OIL PRESSURE WARNING LIGHT SWITCH	T10 REVERSING LIGHT SWITCH	T20 BRAKE LIGHT SWITCH
T22 SWITCH CLUTCH CONTROL (CRUISE CONTROL)	T23 SWITCH BRAKE ACTUATION (ENGINE TIMING)	T25 SWITCH CLUTCH CONTROL (ENGINE CONTROL)

FUNCTIONS ON THE VEHICLE

Vehicle	alim.	kW	Date	Engine	 S10	 T10	 T20 - T23	 T22 - T25
ENGINE								
1.6 HDi	Diesel	84	02/12->	9HD (DV6CTED), DV6C				
Engine	Information				S10	T10	T20 - T23	T22 - T25
All engines	no specific info conc. application available, spanner size 22, t.tnr. ML6, t.tnr. ML6CL, thread M14x1.5					7.6217		
All engines	COL:grey, no specific info conc. application available, t.tnr. BE4R					7.6218		
All engines						7.1286	T20	
All engines	aut., COL:grey, LHD, man., RHD							7.1210 T22
ENGINE								
1.6 HDi	Diesel	85	09/14->	BHX (DV6FC), DV6FC				
Engine	Information				S10	T10	T20 - T23	T22 - T25
All engines	no specific info conc. application available, spanner size 22, t.tnr. ML6CL, thread M14x1.5					7.6217		
All engines	COL:grey, no specific info conc. application available, t.tnr. B6/STT					7.6218		
All engines						7.1286	T20	
All engines	COL:grey							7.1210 T22
ENGINE								
1.6 THP	Petrol	110	11/10->	5FN (EP6CDT), 5FX (EP-6DT), EP6CDT, EP6CDTM				
Engine	Information				S10	T10	T20 - T23	T22 - T25
All engines	no specific info conc. application available, spanner size 22, t.tnr. ML6CL, thread M14x1.5					7.6217		
All engines	COL:grey, no specific info conc. application available, t.tnr. BE4R					7.6218		
All engines						7.1286	T20	
All engines	COL:grey							7.1210 T22
ENGINE								
1.6 THP	Petrol	115	11/10->	EP6CDT				
Engine	Information				S10	T10	T20 - T23	T22 - T25
All engines	COL:grey					7.6218		7.1210 T22
All engines						7.1286	T20	
ENGINE								
1.6 THP	Petrol	120	05/11->	EP6CDT M				
Engine	Information				S10	T10	T20 - T23	T22 - T25
All engines	no specific info conc. application available					7.6217, 7.6218		
All engines						7.1286	T20	7.1210 T22
ENGINE								
1.6 VTi	Petrol	85	11/10->	5FH (EP6C), EP6C				
Engine	Information				S10	T10	T20 - T23	T22 - T25
All engines	no specific info conc. application available, spanner size 22, thread M14x1.5					7.6217		
All engines	COL:grey, no specific info conc. application available					7.6218		
All engines						7.1286	T20	
All engines	COL:grey							7.1210 T22
ENGINE								
1.6 VTi	Petrol	88	11/10->	5FS (EP6C), EP6C				
Engine	Information				S10	T10	T20 - T23	T22 - T25
Eng. 5FS (EP6C)	no specific info conc. application available					7.6217, 7.6218		
All engines						7.1286	T20	
Eng. 5FS (EP6C)								7.1210 T22
ENGINE								
2.0 BlueHDi 150	Diesel	110	04/14->	AHX (DW10FD), DW10FD				
Engine	Information				S10	T10	T20 - T23	T22 - T25
All engines	no specific info conc. application available, spanner size 22, thread M14x1.5					7.6217		
Eng. AHX (DW10FD)	no specific info conc. application available					7.6218		
All engines						7.1286	T20	
All engines	COL:grey							7.1210 T22
ENGINE								
2.0 BlueHDi 180	Diesel	133	04/14->	AHW (DW10FC), DW10FC				
Engine	Information				S10	T10	T20 - T23	T22 - T25
Eng. AHW (DW10FC)	no specific info conc. application available					7.6217, 7.6218		
All engines						7.1286	T20	
Eng. AHW (DW10FC)								7.1210 T22

S10	OIL PRESSURE WARNING LIGHT SWITCH	T10	REVERSING LIGHT SWITCH	T20	BRAKE LIGHT SWITCH
T22	SWITCH CLUTCH CONTROL (CRUISE CONTROL)	T23	SWITCH BRAKE ACTUATION (ENGINE TIMING)	T25	SWITCH CLUTCH CONTROL (ENGINE CONTROL)

Vehicle	alim.	kW	Date	Engine	 S10	 T10	 T20 - T23	 T22 - T25
---------	-------	----	------	--------	---	---	--	---

ENGINE				
2.0 HDi	Diesel	100	11/10->	DW10BTE4, DW10CTED4, DW10FD, RHR (DW10BTE4)

Engine	Information	S10	T10	T20 - T23	T22 - T25
Eng. DW10BTE4, DW10CTED4, DW10FD	COL:grey, spanner size 21, switch press. 0.5 bar, thread M16x1.5	7.0116			
Eng. RHR (DW10BTE4)		7.0130			
All engines	no specific info conc. application available, spanner size 22, thread M14x1.5		7.6217		
All engines	COL:grey, no specific info conc. application available		7.6218		
All engines				7.1286 T20	
All engines	COL:grey				7.1210 T22

ENGINE				
2.0 HDi	Diesel	103	11/10->	DW10BTE4, DW10CFAP, RHF (DW10BTE4)

Engine	Information	S10	T10	T20 - T23	T22 - T25
Eng. DW10BTE4	COL:grey, spanner size 21, switch press. 0.5 bar, thread M16x1.5	7.0116			
Eng. DW10CFAP, RHF (DW10BTE4)		7.0130			
All engines	man 6 speed, no specific info conc. application available, spanner size 22, t.tnr. ML6CL, thread M14x1.5		7.6217		
All engines	COL:grey, man 5 speed, no specific info conc. application available, t.tnr. BE4R		7.6218		
All engines	t.tnr. B5/B6, t.tnr. STT			7.1286 T20	
All engines	COL:grey				7.1210 T22

ENGINE				
2.0 HDi	Diesel	120	11/10->	DW10CTED4, RHH (DW10CTED4)

Engine	Information	S10	T10	T20 - T23	T22 - T25
Eng. DW10CTED4	COL:grey, spanner size 21, switch press. 0.5 bar, thread M16x1.5	7.0116			
Eng. RHH (DW10CTED4)		7.0130			
All engines	no specific info conc. application available, spanner size 22, t.tnr. ML6CL, thread M14x1.5		7.6217		
All engines	COL:grey, no specific info conc. application available, t.tnr. BE4R		7.6218		
All engines	aut., man., t.tnr. B5/B6, t.tnr. STT			7.1286 T20	
All engines	COL:grey				7.1210 T22

ENGINE				
2.0 HDi 180 RXH	Diesel	133	10/14->	DW10FC

Engine	Information	S10	T10	T20 - T23	T22 - T25
All engines				7.1286 T20	

ENGINE				
2.0 HDi Hybrid4 AWC	Diesel/ Electro	120	11/10->	DW10CTED4, RHC (DW10CTED4)

Engine	Information	S10	T10	T20 - T23	T22 - T25
Eng. DW10CTED4	COL:grey, spanner size 21, switch press. 0.5 bar, thread M16x1.5	7.0116			
Eng. RHC (DW10CTED4)		7.0130			7.1210 T22
Eng. RHC (DW10CTED4)	no specific info conc. application available		7.6217, 7.6218		
All engines				7.1286 T20	

ENGINE				
2.0 HDi Hybrid4 AWC	Diesel/ Electro	147	11/10->	DW10CTED4, RHC (DW10CTED4), RHH (DW10CTED4)

Engine	Information	S10	T10	T20 - T23	T22 - T25
Eng. DW10CTED4	COL:grey, spanner size 21, switch press. 0.5 bar, thread M16x1.5	7.0116			
Eng. RHC (DW10CTED4), RHH (DW10CTED4)		7.0130			7.1210 T22
Eng. RHC (DW10CTED4), RHH (DW10CTED4)	no specific info conc. application available		7.6217, 7.6218		
All engines				7.1286 T20	

ENGINE				
2.0 HDi RXH Hybrid4	Diesel/ Electro	120	11/10->	DW10CTED4, RHC (DW10CTED4)

Engine	Information	S10	T10	T20 - T23	T22 - T25
Eng. DW10CTED4	COL:grey, spanner size 21, switch press. 0.5 bar, thread M16x1.5	7.0116			
Eng. RHC (DW10CTED4)		7.0130			

S10 OIL PRESSURE WARNING LIGHT SWITCH	T10 REVERSING LIGHT SWITCH	T20 BRAKE LIGHT SWITCH
T22 SWITCH CLUTCH CONTROL (CRUISE CONTROL)	T23 SWITCH BRAKE ACTUATION (ENGINE TIMING)	T25 SWITCH CLUTCH CONTROL (ENGINE CONTROL)

FUNCTIONS ON THE VEHICLE

Vehicle	alim.	kW	Date	Engine	 S10	 T10	 T20 - T23	 T22 - T25
---------	-------	----	------	--------	---	---	--	---

				ENGINE
2.0 HDi RXH Hybrid4	Diesel/ Electro	120	11/10->	DW10CTED4, RHC (DW10CTED4)

Engine	Information	S10	T10	T20 - T23	T22 - T25
All engines	no specific info conc. application available, spanner size 22, thread M14x1.5		7.6217		
Eng. RHC (DW10CTED4)	no specific info conc. application available		7.6218		
All engines				7.1286 T20	
All engines	COL:grey				7.1210 T22

				ENGINE
2.2 HDi	Diesel	150	11/10->	4HL (DW12C), DW12C

Engine	Information	S10	T10	T20 - T23	T22 - T25
Eng. DW12C	COL:grey, spanner size 21, switch press. 0.5 bar, thread M16x1.5	7.0116			
Eng. 4HL (DW12C)		7.0130			7.1210 T22
Eng. 4HL (DW12C)	no specific info conc. application available		7.6217, 7.6218		
All engines				7.1286 T20	

				ENGINE
1.5 BlueHDI 130	Diesel	96	09/18->	DV5RC

Engine	Information	S10	T10	T20 - T23	T22 - T25
All engines	spanner size 22, thread M14x1.5		7.6217		

				ENGINE
2.0 i	Petrol	0	01/85-12/86	XN6

Engine	Information	S10	T10	T20 - T23	T22 - T25
All engines				7.1007 T20	

				ENGINE
2.5 TD	Diesel	66	08/83-12/86	152A (XD3T)

Engine	Information	S10	T10	T20 - T23	T22 - T25
All engines	01/01/86 ->	7.0021			
All engines	-> 31/12/85	7.0082			
All engines				7.1007 T20	

				ENGINE
2.7 SL	Petrol	100	08/77-05/83	112 (ZM)

Engine	Information	S10	T10	T20 - T23	T22 - T25
All engines				7.1007 T20	

				ENGINE
2.7 TI,STI	Petrol	106	08/77-05/83	140 (ZMJ)

Engine	Information	S10	T10	T20 - T23	T22 - T25
All engines				7.1007 T20	

				ENGINE
2.0	Petrol	79	02/90-09/99	--

Engine	Information	S10	T10	T20 - T23	T22 - T25
All engines		7.0116		7.1070 T20	
All engines	t.nr. MEST		7.6099		
All engines	t.nr. BE3		7.6108		

				ENGINE
2.0	Petrol	84	06/89-09/99	R5A (XU102C)

Engine	Information	S10	T10	T20 - T23	T22 - T25
All engines		7.0116		7.1070 T20	
All engines	t.nr. MEST		7.6099		
All engines	t.nr. BE3		7.6108		




				ENGINE
2.0	Petrol	89	06/89-09/99	RFZ (XU10J2Z)

Engine	Information	S10	T10	T20 - T23	T22 - T25
All engines		7.0116	7.6108	7.1070 T20	

				ENGINE
2.0 16V	Petrol	97	07/94-09/99	RFV (XU10J4R)

Engine	Information	S10	T10	T20 - T23	T22 - T25
All engines		7.0116		7.1070 T20	
All engines	t.nr. MEST		7.6099		

S10 OIL PRESSURE WARNING LIGHT SWITCH	T10 REVERSING LIGHT SWITCH	T20 BRAKE LIGHT SWITCH
T22 SWITCH CLUTCH CONTROL (CRUISE CONTROL)	T23 SWITCH BRAKE ACTUATION (ENGINE TIMING)	T25 SWITCH CLUTCH CONTROL (ENGINE CONTROL)

Vehicle	alim.	kW	Date	Engine	 S10	 T10	 T20 - T23	 T22 - T25
---------	-------	----	------	--------	---	---	--	---

ENGINE				
2.0 16V	Petrol	97	07/94-09/99	RFV (XU10J4R)

Engine	Information	S10	T10	T20 - T23	T22 - T25
All engines	t.tnr. BE3		7.6108		

ENGINE				
2.0 Turbo	Petrol	104	07/92-09/99	RGY (XU10J2TE)

Engine	Information	S10	T10	T20 - T23	T22 - T25
All engines		7.0116	7.6099	7.1070 T20	

ENGINE				
2.0 Turbo	Petrol	108	07/91-09/99	RGX (XU10J2TE)

Engine	Information	S10	T10	T20 - T23	T22 - T25
All engines		7.0116	7.6099	7.1070 T20	

ENGINE				
2.1 D	Diesel	60	06/89-07/95	P9A (XUD11A)

Engine	Information	S10	T10	T20 - T23	T22 - T25
All engines	-> 30/04/91	7.0021			
All engines	01/05/91 ->	7.0116			
All engines	t.tnr. ME5T		7.6099		
All engines	t.tnr. BE3		7.6108		
All engines				7.1070 T20	

ENGINE				
2.1 Turbo Diesel	Diesel	80	06/89-09/99	PHZ (XUD11ATE)

Engine	Information	S10	T10	T20 - T23	T22 - T25
All engines		7.0116	7.6099	7.1070 T20	

ENGINE				
2.5 Turbo Diesel	Diesel	95	07/94-09/99	THY (DK5ATE)

Engine	Information	S10	T10	T20 - T23	T22 - T25
All engines		7.0116		7.1070 T20	
All engines	t.tnr. ME5T		7.6099		
All engines	t.tnr. BE3		7.6108		

ENGINE				
3.0	Petrol	123	08/89-09/99	UFZ (ZPJ)

Engine	Information	S10	T10	T20 - T23	T22 - T25
All engines		7.0116		7.1070 T20	
All engines	t.tnr. ME5T		7.6099		
All engines	t.tnr. BE3		7.6108		

ENGINE				
3.0	Petrol	147	08/89-06/94	UKZ (ZPJ4/Z)

Engine	Information	S10	T10	T20 - T23	T22 - T25
All engines		7.0116	7.6099	7.1070 T20	

ENGINE				
3.0 SV 24	Petrol	147	08/89-09/99	UKZ (ZPJ4/Z)

Engine	Information	S10	T10	T20 - T23	T22 - T25
All engines		7.0116	7.6099	7.1070 T20	

607

ENGINE				
2.0	Petrol	100	02/00-08/05	EW10J4, RFN (EW10J4)

Engine	Information	S10	T10	T20 - T23	T22 - T25
Eng. EW10J4	COL:black, COL:grey, spanner size 21, switch press. 0.5 bar, thread M16x1.5	7.0116			
Eng. RFN (EW10J4)		7.0130			7.1192 T22
All engines	spanner size 22, thread M14x1.5		7.6217		
All engines	-> 01/09/02, -> 01/11/00, -> 01/12/02, LHD, RHD			7.1091 T20	
Eng. RFN (EW10J4)	-> 01/12/02, RHD, with control switch			7.1184 T20	
Eng. RFN (EW10J4)	-> 01/09/02, LHD, with control switch			7.1187 T20	
All engines	01/12/00 ->, 02/09/02 ->, 02/12/02 ->, LHD, RHD			7.1197 T20	

ENGINE				
2.0 HDI	Diesel	100	09/05-07/11	DW10BTE4, RHR (DW10BTE4)

Engine	Information	S10	T10	T20 - T23	T22 - T25
Eng. DW10BTE4	COL:black, COL:grey, spanner size 21, switch press. 0.5 bar, thread M16x1.5	7.0116			
Eng. RHR (DW10BTE4)		7.0130			7.1192 T22

S10 OIL PRESSURE WARNING LIGHT SWITCH	T10 REVERSING LIGHT SWITCH	T20 BRAKE LIGHT SWITCH
T22 SWITCH CLUTCH CONTROL (CRUISE CONTROL)	T23 SWITCH BRAKE ACTUATION (ENGINE TIMING)	T25 SWITCH CLUTCH CONTROL (ENGINE CONTROL)

FUNCTIONS ON THE VEHICLE

Vehicle	alim.	kW	Date	Engine	 S10	 T10	 T20 - T23	 T22 - T25
---------	-------	----	------	--------	---	---	--	---

ENGINE				
2.0 HDI	Diesel	100	09/05-07/11	DW10BTE4, RHR (DW10BTE4)

Engine	Information	S10	T10	T20 - T23	T22 - T25
All engines	spanner size 22, thread M14x1.5		7.6217		
All engines				7.1213 T20	

ENGINE				
2.0 HDI	Diesel	79	03/01-09/04	DW10ATED, RHS (DW10ATED)

Engine	Information	S10	T10	T20 - T23	T22 - T25
Eng. DW10ATED	COL:black, COL:grey, spanner size 21, switch press. 0.5 bar, thread M16x1.5	7.0116			
Eng. RHS (DW10ATED)		7.0130			7.1192 T22
All engines	spanner size 22, thread M14x1.5		7.6217		
Eng. RHS (DW10ATED)	-> 01/09/02, -> 01/12/02, LHD, RHD			7.1091 T20	
Eng. RHS (DW10ATED)	-> 01/12/02, RHD, with control switch			7.1184 T20	
Eng. RHS (DW10ATED)	-> 01/09/02, LHD, with control switch			7.1187 T20	
All engines	02/09/02 ->, 02/12/02 ->, LHD, RHD			7.1197 T20	

ENGINE				
2.0 HDI	Diesel	80	05/00-09/05	DW10ATED, RHZ (DW10ATED)

Engine	Information	S10	T10	T20 - T23	T22 - T25
Eng. DW10ATED	COL:grey, spanner size 21, switch press. 0.5 bar, thread M16x1.5	7.0116			
Eng. RHZ (DW10ATED)		7.0130			
All engines	spanner size 22, thread M14x1.5		7.6217		
All engines	-> 01/08/02, -> 01/09/02, -> 01/12/02, LHD, RHD			7.1091 T20	
Eng. RHZ (DW10ATED)	-> 01/12/02, RHD, with control switch			7.1184 T20	
Eng. DW10ATED	RHD			7.1184 T23	
Eng. RHZ (DW10ATED)	-> 01/09/02, LHD, with control switch			7.1187 T20	
Eng. DW10ATED	LHD			7.1187 T23	
All engines	01/09/02 ->, 02/09/02 ->, 02/12/02 ->, LHD, RHD			7.1197 T20	
All engines					7.1192 T22

ENGINE				
2.0 HDI 110 FAP	Diesel	79	12/04->	RHS (DW10ATED)

Engine	Information	S10	T10	T20 - T23	T22 - T25
All engines		7.0130	7.6217	7.1213 T20	7.1192 T22

ENGINE				
2.0 HDI 135	Diesel	100	09/05->	RHL (DW10BTE4)

Engine	Information	S10	T10	T20 - T23	T22 - T25
All engines		7.0130	7.6217	7.1213 T20	7.1192 T22

ENGINE				
2.2 16V	Petrol	116	02/00-08/05	3FZ (EW12J4), EW12J4





Engine	Information	S10	T10	T20 - T23	T22 - T25
Eng. EW12J4	COL:black, COL:grey, spanner size 21, switch press. 0.5 bar, thread M16x1.5	7.0116			
Eng. 3FZ (EW12J4)		7.0130			7.1192 T22
All engines	spanner size 22, thread M14x1.5		7.6217		
All engines	-> 01/09/02, -> 01/11/00, -> 01/12/02, LHD, RHD			7.1091 T20	
Eng. 3FZ (EW12J4)	-> 01/12/02, RHD, with control switch			7.1184 T20	
Eng. 3FZ (EW12J4)	-> 01/09/02, LHD, with control switch			7.1187 T20	
All engines	-> 01/01/05, 01/12/00 ->, 02/09/02 ->, 02/12/02 ->, LHD, MODEL TO:2004, RHD			7.1197 T20	
All engines	01/02/05 ->, MODEL FROM:2005			7.1213 T20	

ENGINE				
2.2 16V	Petrol	120	09/05-06/10	3FY (EW12J4), EW12J4

Engine	Information	S10	T10	T20 - T23	T22 - T25
Eng. EW12J4	COL:black, COL:grey, spanner size 21, switch press. 0.5 bar, thread M16x1.5	7.0116			
Eng. 3FY (EW12J4)		7.0130			7.1192 T22
All engines	spanner size 22, thread M14x1.5		7.6217		
All engines				7.1213 T20	

S10	OIL PRESSURE WARNING LIGHT SWITCH	T10	REVERSING LIGHT SWITCH	T20	BRAKE LIGHT SWITCH
T22	SWITCH CLUTCH CONTROL (CRUISE CONTROL)	T23	SWITCH BRAKE ACTUATION (ENGINE TIMING)	T25	SWITCH CLUTCH CONTROL (ENGINE CONTROL)

FUNCTIONS ON THE VEHICLE

Vehicle	alim.	kW	Date	Engine	 S10	 T10	 T20 - T23	 T22 - T25
---------	-------	----	------	--------	---	---	--	---

ENGINE				
2.2 Hdi	Diesel	125	05/06->	4HP (DW12BTE4), 4HR (DW12BTE4), 4HS (DW12BTE4), 4HT (DW12BTE4), DW12BTE4

Engine	Information	S10	T10	T20 - T23	T22 - T25
Eng. DW12BTE4	COL:black, COL:grey, spanner size 21, switch press. 0.5 bar, thread M16x1.5	7.0116			
Eng. 4HP (DW12BTE4), 4HR (DW12BTE4), 4HS (DW12BTE4), 4HT (DW12BTE4)		7.0130			7.1192 T22
All engines	spanner size 22, thread M14x1.5		7.6217		
All engines				7.1213 T20	

ENGINE				
2.2 Hdi	Diesel	98	02/00-02/06	4HX (DW12TED4/FAP), DW12TED4

Engine	Information	S10	T10	T20 - T23	T22 - T25
Eng. DW12TED4	COL:black, COL:grey, spanner size 21, switch press. 0.5 bar, thread M16x1.5	7.0116			
Eng. 4HX (DW12TED4/FAP)		7.0130			7.1192 T22
All engines	spanner size 22, thread M14x1.5		7.6217		
All engines	-> 01/09/02, -> 01/11/00, -> 01/12/02, LHD, RHD			7.1091 T20	
Eng. 4HX (DW12TED4/FAP)	-> 01/12/02, RHD, with control switch			7.1184 T20	
Eng. 4HX (DW12TED4/FAP)	-> 01/09/02, LHD, with control switch			7.1187 T20	
All engines	-> 01/01/05, 01/12/00 ->, 02/09/02 ->, 02/12/02 ->, LHD, MODEL TO:2004, RHD			7.1197 T20	
All engines	01/02/05 ->, MODEL FROM:2005			7.1213 T20	

ENGINE				
2.7 Hdi 24V	Diesel	150	12/04-07/11	DT17TED4

Engine	Information	S10	T10	T20 - T23	T22 - T25
All engines				7.1213 T20	

ENGINE				
3.0 V6 24V	Petrol	152	02/00-07/04	ES9J4S, XFX (ES9J4S)

Engine	Information	S10	T10	T20 - T23	T22 - T25
Eng. ES9J4S	COL:black, COL:grey, spanner size 21, switch press. 0.5 bar, thread M16x1.5	7.0116			
Eng. XFX (ES9J4S)		7.0130			7.1192 T22
All engines	spanner size 22, thread M14x1.5		7.6217		
All engines	-> 01/09/02, -> 01/11/00, -> 01/12/02, LHD, RHD			7.1091 T20	
Eng. XFX (ES9J4S)	-> 01/12/02, RHD, with control switch			7.1184 T20	
Eng. XFX (ES9J4S)	-> 01/09/02, LHD, with control switch			7.1187 T20	
All engines	01/12/00 ->, 02/09/02 ->, 02/12/02 ->, LHD, RHD			7.1197 T20	

ENGINE				
3.0 V6 24V	Petrol	155	03/04-07/11	ES9A, XFX (ES9A), XFX (ES9J4S)

Engine	Information	S10	T10	T20 - T23	T22 - T25
Eng. ES9A	COL:black, COL:grey, spanner size 21, switch press. 0.5 bar, thread M16x1.5	7.0116			
Eng. XFX (ES9A), XFX (ES9J4S)		7.0130			
Eng. XFX (ES9J4S)			7.6217		7.1192 T22
Eng. XFX (ES9J4S)	-> 01/09/02, -> 01/12/02, LHD, RHD			7.1091 T20	
Eng. XFX (ES9J4S)	-> 01/12/02, RHD, with control switch			7.1184 T20	
Eng. XFX (ES9J4S)	-> 01/09/02, LHD, with control switch			7.1187 T20	
Eng. XFX (ES9J4S)	02/09/02 ->, 02/12/02 ->, LHD, RHD			7.1197 T20	
Eng. ES9A, XFX (ES9A)				7.1213 T20	

806

ENGINE				
1.8	Petrol	73	07/95-08/02	LFW (XU7JP), XU7JP

Engine	Information	S10	T10	T20 - T23	T22 - T25
All engines	-> 03/05/98, COL:black, COL:grey, spanner size 21, switch press. 0.5 bar, thread M16x1.5	7.0116			
Eng. LFW (XU7JP)	04/05/98 ->	7.0130			
All engines	-> 01/11/99, COL:white, spanner size 22, thread M14x1.5		7.6108		
Eng. XU7JP	01/12/99 ->, COL:grey		7.6218		
Eng. XU7JP				7.1187 T23	
All engines				7.1217 T20	

S10 OIL PRESSURE WARNING LIGHT SWITCH	T10 REVERSING LIGHT SWITCH	T20 BRAKE LIGHT SWITCH
T22 SWITCH CLUTCH CONTROL (CRUISE CONTROL)	T23 SWITCH BRAKE ACTUATION (ENGINE TIMING)	T25 SWITCH CLUTCH CONTROL (ENGINE CONTROL)

FUNCTIONS ON THE VEHICLE

Vehicle	alim.	kW	Date	Engine	 S10	 T10	 T20 - T23	 T22 - T25
---------	-------	----	------	--------	---	---	--	---

ENGINE				
1.9 TD	Diesel	66	07/95-08/02	DHX (XUD9TE), XUD9TE

Engine	Information	S10	T10	T20 - T23	T22 - T25
All engines	-> 03/05/98, COL:black, COL:grey, spanner size 21, switch press. 0.5 bar, thread M16x1.5	7.0116			
Eng. DHX (XUD9TE)	04/05/98 ->	7.0130			
All engines	-> 01/11/99, COL:white, spanner size 22MM, thread M14x1.5		7.6099		
Eng. XUD9TE	01/12/99 ->, spanner size 22, thread M14x1.5		7.6217		
Eng. DHX (XUD9TE)	LHD, with control switch			7.1187	T20
Eng. XUD9TE				7.1187	T23
All engines				7.1217	T20
Eng. DHX (XUD9TE)	+cruise control, t.ntr. MLST				7.1132 T22

ENGINE				
1.9 TD	Diesel	68	05/97-08/02	DHY (XUD9TE), XUD9TE

Engine	Information	S10	T10	T20 - T23	T22 - T25
All engines	-> 03/05/98, COL:black, COL:grey, spanner size 21, switch press. 0.5 bar, thread M16x1.5	7.0116			
Eng. DHY (XUD9TE)	04/05/98 ->	7.0130			
Eng. DHY (XUD9TE)			7.6099		
Eng. XUD9TE	COL:white, spanner size 22, thread M14x1.5		7.6108		
Eng. DHY (XUD9TE)	LHD, with control switch			7.1187	T20
All engines				7.1217	T20
Eng. DHY (XUD9TE)	+cruise control, t.ntr. MLST				7.1132 T22

ENGINE				
2.0	Petrol	89	06/94-08/02	RFU (XU10J2), XU10J2

Engine	Information	S10	T10	T20 - T23	T22 - T25
All engines	-> 03/05/98, COL:black, COL:grey, spanner size 21, switch press. 0.5 bar, thread M16x1.5	7.0116			
Eng. RFU (XU10J2)	04/05/98 ->	7.0130			
All engines	COL:white, spanner size 22, thread M14x1.5		7.6108		
All engines				7.1217	T20

ENGINE				
2.0 16V	Petrol	100	09/00-08/02	EW10J4, RFN (EW10J4)

Engine	Information	S10	T10	T20 - T23	T22 - T25
Eng. EW10J4	COL:black, COL:grey, spanner size 21, switch press. 0.5 bar, thread M16x1.5	7.0116			
Eng. RFN (EW10J4)		7.0130	7.6218		
Eng. EW10J4	COL:white, spanner size 22, thread M14x1.5		7.6108		
Eng. RFN (EW10J4)	with control switch			7.1187	T20
All engines				7.1217	T20

ENGINE				
2.0 16V	Petrol	97	05/98-09/00	RFV (XU10J4R), XU10J4R

Engine	Information	S10	T10	T20 - T23	T22 - T25
Eng. XU10J4R	COL:black, COL:grey, spanner size 21, switch press. 0.5 bar, thread M16x1.5	7.0116			
Eng. RFV (XU10J4R)		7.0130	7.6099		
Eng. XU10J4R	COL:white, spanner size 22, thread M14x1.5		7.6108		
Eng. RFV (XU10J4R)	LHD, with control switch			7.1187	T20
All engines				7.1217	T20
Eng. RFV (XU10J4R)	+cruise control				7.1132 T22



ENGINE				
2.0 HDI	Diesel	80	08/99-08/02	DW10ATED, DW10BTD, RHZ (DW10ATED)

Engine	Information	S10	T10	T20 - T23	T22 - T25
Eng. DW10ATED, DW10BTD	COL:black, COL:grey, spanner size 21, switch press. 0.5 bar, thread M16x1.5	7.0116			
Eng. RHZ (DW10ATED)		7.0130	7.6099		7.1132 T22
Eng. DW10ATED, DW10BTD	COL:white, spanner size 22, thread M14x1.5		7.6108		
Eng. RHZ (DW10ATED)	LHD, with control switch			7.1187	T20
All engines				7.1217	T20

ENGINE				
2.0 HDI 16V	Diesel	80	08/99-08/02	DW10ATED4, RHW (DW10ATED4)

Engine	Information	S10	T10	T20 - T23	T22 - T25
Eng. DW10ATED4	COL:black, COL:grey, spanner size 21, switch press. 0.5 bar, thread M16x1.5	7.0116			
Eng. RHW (DW10ATED4)		7.0130			

S10 OIL PRESSURE WARNING LIGHT SWITCH	T10 REVERSING LIGHT SWITCH	T20 BRAKE LIGHT SWITCH
T22 SWITCH CLUTCH CONTROL (CRUISE CONTROL)	T23 SWITCH BRAKE ACTUATION (ENGINE TIMING)	T25 SWITCH CLUTCH CONTROL (ENGINE CONTROL)

Vehicle	alim.	kW	Date	Engine	 S10	 T10	 T20 - T23	 T22 - T25
---------	-------	----	------	--------	---	---	--	---

				ENGINE
2.0 HDI 16V	Diesel	80	08/99-08/02	DW10ATED4, RHW (DW10ATED4)

Engine	Information	S10	T10	T20 - T23	T22 - T25
Eng. RHW (DW10ATED4)	-> 28/11/99		7.6099		
Eng. DW10ATED4	-> 01/11/99, COL:white, spanner size 22, t.tnr. BE3R, thread M14x1.5		7.6108		
All engines	29/11/99 ->, spanner size 22, t.tnr. ML5T, thread M14x1.5		7.6217		
Eng. DW10ATED4	01/12/99 ->, COL:grey, t.tnr. BE3R, t.tnr. BE4R		7.6218		
Eng. RHW (DW10ATED4)	LHD, with control switch			7.1187 T20	
Eng. DW10ATED4				7.1187 T23	
All engines				7.1217 T20	
All engines	LHD, t.tnr. ML5T				7.1192 T22

				ENGINE
2.0 Turbo	Petrol	108	06/94-08/02	RGX (XU10J2TE), XU10J2TE

Engine	Information	S10	T10	T20 - T23	T22 - T25
All engines	-> 03/05/98, COL:black, COL:grey, spanner size 21, switch press. 0.5 bar, thread M16x1.5	7.0116			
Eng. RGX (XU10J2TE)	04/05/98 ->	7.0130			
Eng. RGX (XU10J2TE)			7.6099		
Eng. XU10J2TE	COL:white, spanner size 22, thread M14x1.5		7.6108		
Eng. RGX (XU10J2TE)	LHD, with control switch			7.1187 T20	
All engines				7.1217 T20	
Eng. RGX (XU10J2TE)	+cruise control, t.tnr. ML5T				7.1132 T22

				ENGINE
2.1 td 12V	Diesel	80	06/96-08/99	P8C (XUD11BTE), XU-D11BTE

Engine	Information	S10	T10	T20 - T23	T22 - T25
All engines	COL:black, COL:grey, spanner size 21, switch press. 0.5 bar, thread M16x1.5	7.0116			
Eng. P8C (XUD11BTE)			7.6099		
Eng. XUD11BTE	COL:white, spanner size 22, thread M14x1.5		7.6108		
Eng. P8C (XUD11BTE)	LHD, with control switch			7.1187 T20	
All engines				7.1217 T20	
Eng. P8C (XUD11BTE)	+cruise control				7.1132 T22

807

				ENGINE
2.0	Petrol	100	06/02->	EW10J4, RFN (EW10J4)

Engine	Information	S10	T10	T20 - T23	T22 - T25
Eng. EW10J4	COL:black, COL:grey, spanner size 21, switch press. 0.5 bar, thread M16x1.5	7.0116			
Eng. RFN (EW10J4)		7.0130			7.1192 T22
Eng. RFN (EW10J4)	no specific info conc. application available		7.6217		
All engines	COL:grey, no specific info conc. application available		7.6218		
All engines	COL:black/White, without cable			7.1091 T20	
Eng. RFN (EW10J4)	COL:red/black, without cable			7.1184 T20	
Eng. RFN (EW10J4)	with cable			7.1213K T20	
Eng. EW10J4					7.1184 T22

				ENGINE
2.0 16V	Petrol	103	09/05->	EW10A, RFJ (EW10A)

Engine	Information	S10	T10	T20 - T23	T22 - T25
Eng. EW10A	COL:black, COL:grey, spanner size 21, switch press. 0.5 bar, thread M16x1.5	7.0116			
Eng. RFJ (EW10A)		7.0130			7.1192 T22
Eng. RFJ (EW10A)	no specific info conc. application available		7.6217		
All engines	COL:grey, no specific info conc. application available		7.6218		
All engines	COL:black/White, without cable			7.1091 T20	
Eng. RFJ (EW10A)	COL:red/black, without cable			7.1184 T20	
Eng. RFJ (EW10A)	with cable			7.1213K T20	
Eng. EW10A					7.1184 T22

				ENGINE
2.0 HdI	Diesel	100	06/06->	DW10BTED4, DW10CB-DTR, DW10CBDTR/FAP, RHR (DW10BTED4)

Engine	Information	S10	T10	T20 - T23	T22 - T25
Eng. DW10BTED4, DW10CBDTR	COL:black, COL:grey, spanner size 21, switch press. 0.5 bar, thread M16x1.5	7.0116			

S10 OIL PRESSURE WARNING LIGHT SWITCH	T10 REVERSING LIGHT SWITCH	T20 BRAKE LIGHT SWITCH
T22 SWITCH CLUTCH CONTROL (CRUISE CONTROL)	T23 SWITCH BRAKE ACTUATION (ENGINE TIMING)	T25 SWITCH CLUTCH CONTROL (ENGINE CONTROL)

FUNCTIONS ON THE VEHICLE

Vehicle	alim.	kW	Date	Engine	 S10	 T10	 T20 - T23	 T22 - T25
---------	-------	----	------	--------	---	---	--	---

ENGINE				
2.0 HDi	Diesel	100	06/06->	DW10BTE4, DW10CB-DTR, DW10CBDTR/FAP, RHR (DW10BTE4)

Engine	Information	S10	T10	T20 - T23	T22 - T25
Eng. DW10CBDTR/FAP, RHR (DW10BTE4)		7.0130			7.1192 T22
All engines	no specific info conc. application available, spanner size 22, thread M14x1.5		7.6217		
Eng. DW10CBDTR/FAP, RHR (DW10BTE4)	no specific info conc. application available		7.6218		
Eng. DW10CBDTR/FAP, RHR (DW10BTE4)	COL:black/White, without cable			7.1091 T20	
Eng. DW10CBDTR/FAP, RHR (DW10BTE4)	COL:red/black, without cable			7.1184 T20	
Eng. DW10BTE4, DW10CBDTR				7.1213 T20	7.1184 T22
Eng. DW10CBDTR/FAP, RHR (DW10BTE4)	with cable			7.1213K T20	

ENGINE				
2.0 HDi	Diesel	120	06/09->	DW10CTED4, RHH (DW10CTED4)

Engine	Information	S10	T10	T20 - T23	T22 - T25
Eng. DW10CTED4	COL:grey, spanner size 21, switch press. 0.5 bar, thread M16x1.5	7.0116			
Eng. RHH (DW10CTED4)		7.0130			7.1192 T22
All engines	no specific info conc. application available, spanner size 22, thread M14x1.5		7.6217		
Eng. RHH (DW10CTED4)	no specific info conc. application available		7.6218		
Eng. RHH (DW10CTED4)	COL:black/White, without cable			7.1091 T20	
Eng. RHH (DW10CTED4)	COL:red/black, without cable			7.1184 T20	
All engines	with cable			7.1213K T20	
Eng. DW10CTED4					7.1184 T22

ENGINE				
2.0 HDi	Diesel	79	06/02->	DW10ATED4, RHM (DW10ATED4), RHT (DW10ATED4), RHW (DW10ATED4)

Engine	Information	S10	T10	T20 - T23	T22 - T25
Eng. DW10ATED4	COL:black, COL:grey, spanner size 21, switch press. 0.5 bar, thread M16x1.5	7.0116			
Eng. RHM (DW10ATED4), RHT (DW10ATED4), RHW (DW10ATED4)		7.0130			
All engines	no specific info conc. application available, spanner size 22, thread M14x1.5		7.6217		
Eng. RHM (DW10ATED4), RHT (DW10ATED4), RHW (DW10ATED4)	no specific info conc. application available		7.6218		
All engines	COL:black/White, without cable			7.1091 T20	
Eng. RHM (DW10ATED4), RHT (DW10ATED4), RHW (DW10ATED4)	COL:red/black, without cable			7.1184 T20	
Eng. RHM (DW10ATED4), RHT (DW10ATED4), RHW (DW10ATED4)	with cable			7.1213K T20	
Eng. DW10ATED4					7.1184 T22

ENGINE				
2.0 HDi	Diesel	80	04/04->	DW10ATED4, RHW (DW10ATED4)

Engine	Information	S10	T10	T20 - T23	T22 - T25
Eng. DW10ATED4	COL:black, COL:grey, spanner size 21, switch press. 0.5 bar, thread M16x1.5	7.0116			
Eng. RHW (DW10ATED4)		7.0130			
All engines	no specific info conc. application available, spanner size 22, thread M14x1.5		7.6217		
Eng. RHW (DW10ATED4)	no specific info conc. application available		7.6218		
All engines	COL:black/White, without cable			7.1091 T20	
Eng. RHW (DW10ATED4)	COL:red/black, without cable			7.1184 T20	
Eng. RHW (DW10ATED4)	with cable			7.1213K T20	
Eng. DW10ATED4					7.1184 T22

ENGINE				
2.0 HDi	Diesel	88	02/06->	DW10UTED4, RHK (DW10UTED4)

Engine	Information	S10	T10	T20 - T23	T22 - T25
Eng. DW10UTED4	COL:black, COL:grey, spanner size 21, switch press. 0.5 bar, thread M16x1.5	7.0116			

S10	OIL PRESSURE WARNING LIGHT SWITCH	T10	REVERSING LIGHT SWITCH	T20	BRAKE LIGHT SWITCH
T22	SWITCH CLUTCH CONTROL (CRUISE CONTROL)	T23	SWITCH BRAKE ACTUATION (ENGINE TIMING)	T25	SWITCH CLUTCH CONTROL (ENGINE CONTROL)

FUNCTIONS ON THE VEHICLE

Vehicle	alim.	kW	Date	Engine	 S10	 T10	 T20 - T23	 T22 - T25
---------	-------	----	------	--------	---	---	--	---

ENGINE				
2.0 HDi	Diesel	88	02/06->	DW10UTED4, RHK (DW10UTED4)

Engine	Information	S10	T10	T20 - T23	T22 - T25
Eng. RHK (DW10UTED4)		7.0130			7.1192 T22
All engines	no specific info conc. application available, spanner size 22, thread M14x1.5		7.6217		
Eng. RHK (DW10UTED4)	no specific info conc. application available		7.6218		
Eng. RHK (DW10UTED4)	COL:black/White, without cable			7.1091 T20	
Eng. RHK (DW10UTED4)	COL:red/black, without cable			7.1184 T20	
Eng. DW10UTED4				7.1213 T20	7.1184 T22
Eng. RHK (DW10UTED4)	with cable			7.1213K T20	

ENGINE				
2.2	Petrol	116	06/02->	3FZ (EW12J4), EW12J4

Engine	Information	S10	T10	T20 - T23	T22 - T25
Eng. EW12J4	COL:black, COL:grey, spanner size 21, switch press. 0.5 bar, thread M16x1.5	7.0116			
Eng. 3FZ (EW12J4)		7.0130			7.1192 T22
All engines	no specific info conc. application available, spanner size 22, thread M14x1.5		7.6217		
Eng. 3FZ (EW12J4)	no specific info conc. application available		7.6218		
All engines	COL:black/White, without cable			7.1091 T20	
Eng. 3FZ (EW12J4)	COL:red/black, without cable			7.1184 T20	
Eng. 3FZ (EW12J4)	with cable			7.1213K T20	
Eng. EW12J4					7.1184 T22

ENGINE				
2.2 HDi	Diesel	100	04/04->	4HZ (DW12TED4), DW12TED4

Engine	Information	S10	T10	T20 - T23	T22 - T25
Eng. DW12TED4	COL:grey, spanner size 21, switch press. 0.5 bar, thread M16x1.5	7.0116			
Eng. 4HZ (DW12TED4)		7.0130			
All engines	no specific info conc. application available, spanner size 22, thread M14x1.5		7.6217		
Eng. 4HZ (DW12TED4)	no specific info conc. application available		7.6218		
All engines	COL:black/White, without cable			7.1091 T20	
Eng. 4HZ (DW12TED4)	COL:red/black, without cable			7.1184 T20	
Eng. DW12TED4				7.1184 T23	
Eng. 4HZ (DW12TED4)	with cable			7.1213K T20	
All engines					7.1192 T22

ENGINE				
2.2 HDi	Diesel	120	06/06->	4HT (DW12BTED4), DW12BTED4

Engine	Information	S10	T10	T20 - T23	T22 - T25
Eng. DW12BTED4	COL:grey, spanner size 21, switch press. 0.5 bar, thread M16x1.5	7.0116			
Eng. 4HT (DW12BTED4)		7.0130			7.1192 T22
All engines	no specific info conc. application available, spanner size 22, thread M14x1.5		7.6217		
Eng. 4HT (DW12BTED4)	no specific info conc. application available		7.6218		
Eng. 4HT (DW12BTED4)	COL:black/White, without cable			7.1091 T20	
Eng. 4HT (DW12BTED4)	COL:red/black, without cable			7.1184 T20	
Eng. DW12BTED4				7.1213 T20	7.1184, 7.1192 T22, T25
Eng. 4HT (DW12BTED4)	with cable			7.1213K T20	

ENGINE				
2.2 HDi	Diesel	125	06/06->	4HT (DW12BTED4), DW12BTED4

Engine	Information	S10	T10	T20 - T23	T22 - T25
Eng. DW12BTED4	COL:black, COL:grey, spanner size 21, switch press. 0.5 bar, thread M16x1.5	7.0116			
Eng. 4HT (DW12BTED4)		7.0130			7.1192 T22
All engines	no specific info conc. application available, spanner size 22, thread M14x1.5		7.6217		
Eng. 4HT (DW12BTED4)	no specific info conc. application available		7.6218		
Eng. 4HT (DW12BTED4)	COL:black/White, without cable			7.1091 T20	
Eng. 4HT (DW12BTED4)	COL:red/black, without cable			7.1184 T20	
Eng. DW12BTED4				7.1213 T20	7.1184 T22
Eng. 4HT (DW12BTED4)	with cable			7.1213K T20	

S10 OIL PRESSURE WARNING LIGHT SWITCH	T10 REVERSING LIGHT SWITCH	T20 BRAKE LIGHT SWITCH
T22 SWITCH CLUTCH CONTROL (CRUISE CONTROL)	T23 SWITCH BRAKE ACTUATION (ENGINE TIMING)	T25 SWITCH CLUTCH CONTROL (ENGINE CONTROL)

FUNCTIONS ON THE VEHICLE

Vehicle	alim.	kW	Date	Engine	 S10	 T10	 T20 - T23	 T22 - T25
---------	-------	----	------	--------	---	---	--	---

ENGINE				
2.2 HDi	Diesel	94	06/02->	4HW (DW12BTED4), 4HX (DW12TED4/FAP), DW12TED4

Engine	Information	S10	T10	T20 - T23	T22 - T25
Eng. DW12TED4	COL:black, COL:grey, spanner size 21, switch press. 0.5 bar, thread M16x1.5	7.0116			
Eng. 4HW (DW12BTED4), 4HX (DW12TED4/FAP)		7.0130			7.1192 T22
All engines	no specific info conc. application available, spanner size 22, thread M14x1.5		7.6217		
Eng. 4HW (DW12BTED4), 4HX (DW12TED4/FAP)	no specific info conc. application available		7.6218		
All engines	COL:black/White, without cable			7.1091 T20	
Eng. 4HW (DW12BTED4), 4HX (DW12TED4/FAP)	COL:red/black, without cable			7.1184 T20	
Eng. 4HW (DW12BTED4), 4HX (DW12TED4/FAP)	with cable			7.1213K T20	
Eng. DW12TED4					7.1184 T22

ENGINE				
3.0 V6	Petrol	150	06/02->	ES9J4S, XFX (ES9J4S)

Engine	Information	S10	T10	T20 - T23	T22 - T25
Eng. ES9J4S	COL:black, COL:grey, spanner size 21, switch press. 0.5 bar, thread M16x1.5	7.0116			
Eng. XFX (ES9J4S)		7.0130			
Eng. XFX (ES9J4S)	no specific info conc. application available		7.6217, 7.6218		
All engines	COL:black/White, without cable			7.1091 T20	
Eng. XFX (ES9J4S)	COL:red/black, without cable			7.1184 T20	
Eng. XFX (ES9J4S)	with cable			7.1213K T20	

BIPPER				
ENGINE				
1.3 BlueHDi 80	Diesel	59	12/15->	F13DTE6

Engine	Information	S10	T10	T20 - T23	T22 - T25
All engines		7.0163	7.6067		
All engines	spanner size 22, t.nnr. MA5/L/0, thread M14x1.5		7.6217		
All engines	t.nnr. MA			7.1208 T20	
All engines	t.nnr. C510			7.1247 T20	
All engines	RHD				7.1241 T22
All engines	LHD				7.1249 T22

ENGINE				
1.3 HDi 75	Diesel	55	10/10->	199 A9.000, F13DTE5, FHZ (F13DTE5)

Engine	Information	S10	T10	T20 - T23	T22 - T25
All engines		7.0096			
Eng. 199 A9.000, FHZ (F13DTE5)	conn.shape : oval		7.6067		
Eng. 199 A9.000, FHZ (F13DTE5)	conn.shape : rectangular		7.6217		
Eng. 199 A9.000, FHZ (F13DTE5)	COL:black, see connection type			7.1208 T20	
All engines	COL:blue, COL:brown, see connection type			7.1247 T20	
Eng. 199 A9.000, FHZ (F13DTE5)	RHD, t.nnr. BVM MA				7.1241 T22
All engines	LHD, t.nnr. BVM MA				7.1249 T22

ENGINE				
1.4	Petrol	54	02/08->	KFV (TU3A), TU3A

Engine	Information	S10	T10	T20 - T23	T22 - T25
Eng. TU3A	COL:black, COL:grey, spanner size 21, switch press. 0.5 bar, thread M16x1.5	7.0116			
Eng. KFV (TU3A)		7.0130			
Eng. KFV (TU3A)	conn.shape : oval		7.6067		
All engines	conn.shape : rectangular, spanner size 22, thread M14x1.5		7.6217		
Eng. TU3A				7.1203 T20	
Eng. KFV (TU3A)	COL:black, see connection type			7.1208 T20	
Eng. KFV (TU3A)	COL:blue, COL:brown, see connection type			7.1247 T20	
Eng. KFV (TU3A)	RHD, t.nnr. BVM MA				7.1241 T22
Eng. KFV (TU3A)	LHD, t.nnr. BVM MA				7.1249 T22

S10	OIL PRESSURE WARNING LIGHT SWITCH	T10	REVERSING LIGHT SWITCH	T20	BRAKE LIGHT SWITCH
T22	SWITCH CLUTCH CONTROL (CRUISE CONTROL)	T23	SWITCH BRAKE ACTUATION (ENGINE TIMING)	T25	SWITCH CLUTCH CONTROL (ENGINE CONTROL)

Vehicle	alim.	kW	Date	Engine	 S10	 T10	 T20 - T23	 T22 - T25
---------	-------	----	------	--------	---	---	--	---

ENGINE				
1.4 HDi	Diesel	50	02/08->	8HS (DV4TED), DV4TED

Engine	Information	S10	T10	T20 - T23	T22 - T25
Eng. DV4TED	COL:black, COL:grey, spanner size 21, switch press. 0.5 bar, thread M16x1.5	7.0116			
Eng. 8HS (DV4TED)		7.0130			
Eng. 8HS (DV4TED)	conn.shape : oval		7.6067		
All engines	conn.shape : rectangular, spanner size 22, thread M14x1.5		7.6217		
Eng. DV4TED	-> 01/02/08			7.1203	T20
All engines	01/03/08 ->, COL:black, see connection type			7.1208	T20
Eng. 8HS (DV4TED)	COL:blue, COL:brown, see connection type			7.1247	T20
Eng. 8HS (DV4TED)	RHD, t.tnr. BVM MA				7.1241 T22
Eng. 8HS (DV4TED)	LHD, t.tnr. BVM MA				7.1249 T22

ENGINE				
1.3 HDi 75	Diesel	55	10/10->	199 A9.000, F13DTE5, FHZ (F13DTE5)

Engine	Information	S10	T10	T20 - T23	T22 - T25
All engines		7.0096			
Eng. 199 A9.000, FHZ (F13DTE5)	conn.shape : oval		7.6067		
Eng. 199 A9.000, FHZ (F13DTE5)	conn.shape : rectangular		7.6217		
Eng. 199 A9.000, FHZ (F13DTE5)	COL:black, see connection type			7.1208	T20
All engines	COL:blue, COL:brown, see connection type			7.1247	T20
Eng. 199 A9.000, FHZ (F13DTE5)	RHD, t.tnr. BVM MA				7.1241 T22
All engines	LHD, t.tnr. BVM MA				7.1249 T22

ENGINE				
1.3 HDi 80	Diesel	59	12/15->	F13DTE6, FHY (F13DTE6)

Engine	Information	S10	T10	T20 - T23	T22 - T25
All engines		7.0163			
All engines	conn.shape : oval		7.6067		
All engines	conn.shape : rectangular, spanner size 22, t.tnr. MA5, thread M14x1.5		7.6217		
All engines	COL:black, see connection type, t.tnr. MA			7.1208	T20
All engines	COL:blue, COL:brown, see connection type, t.tnr. C510			7.1247	T20
Eng. FHY (F13DTE6)	RHD, t.tnr. BVM MA				7.1241 T22
All engines	LHD, t.tnr. BVM MA, t.tnr. MA				7.1249 T22

ENGINE				
1.4	Petrol	54	04/08->	KFV (TU3A), TU3A, TU3AE5





Engine	Information	S10	T10	T20 - T23	T22 - T25
Eng. TU3A, TU3AE5	COL:black, COL:grey, spanner size 21, switch press. 0.5 bar, thread M16x1.5	7.0116			
Eng. KFV (TU3A)		7.0130			
Eng. KFV (TU3A)	conn.shape : oval		7.6067		
All engines	conn.shape : rectangular, spanner size 22, thread M14x1.5		7.6217		
Eng. TU3A, TU3AE5				7.1203	T20
Eng. KFV (TU3A)	COL:black, see connection type			7.1208	T20
Eng. KFV (TU3A)	COL:blue, COL:brown, see connection type			7.1247	T20
Eng. KFV (TU3A)	RHD, t.tnr. BVM MA				7.1241 T22
Eng. KFV (TU3A)	LHD, t.tnr. BVM MA				7.1249 T22

ENGINE				
1.4 HDi	Diesel	50	04/08->	8HS (DV4TED), DV4TED

Engine	Information	S10	T10	T20 - T23	T22 - T25
Eng. DV4TED	COL:black, COL:grey, spanner size 21, switch press. 0.5 bar, thread M16x1.5	7.0116			
Eng. 8HS (DV4TED)		7.0130			
Eng. 8HS (DV4TED)	conn.shape : oval		7.6067		
All engines	conn.shape : rectangular, spanner size 22, thread M14x1.5		7.6217		
All engines	COL:black, see connection type			7.1208	T20
Eng. 8HS (DV4TED)	COL:blue, COL:brown, see connection type			7.1247	T20
Eng. 8HS (DV4TED)	RHD, t.tnr. BVM MA				7.1241 T22
Eng. 8HS (DV4TED)	LHD, t.tnr. BVM MA				7.1249 T22

S10	OIL PRESSURE WARNING LIGHT SWITCH	T10	REVERSING LIGHT SWITCH	T20	BRAKE LIGHT SWITCH
T22	SWITCH CLUTCH CONTROL (CRUISE CONTROL)	T23	SWITCH BRAKE ACTUATION (ENGINE TIMING)	T25	SWITCH CLUTCH CONTROL (ENGINE CONTROL)

FUNCTIONS ON THE VEHICLE

Vehicle	alim.	kW	Date	Engine	 S10	 T10	 T20 - T23	 T22 - T25
---------	-------	----	------	--------	---	---	--	---

BOXER I

				ENGINE
1.9 D	Diesel	50	07/99-04/02	DJY (XUD9A)

Engine	Information	S10	T10	T20 - T23	T22 - T25
All engines		7.0130			
All engines	-> 04/06/00		7.6099		
All engines	05/06/00 ->		7.6217		
All engines	->VET. 15029100, LHD			7.1066 T20	
All engines	->VET. 15741637, LHD, VET. 15029101 ->			7.1068 T20	
All engines	LHD, VET. 15741638 ->			7.1108 T20	
All engines	RHD			7.1147 T20	
All engines	pole nr. 2				7.1170 T22
All engines	pole nr. 4				7.1196 T22

				ENGINE
1.9 D	Diesel	51	03/94-04/02	D9B (XUD9A), D9B (XUD9AU), DJY (XUD9A)

Engine	Information	S10	T10	T20 - T23	T22 - T25
Eng. D9B (XUD9A), D9B (XUD9AU)		7.0116			
Eng. DJY (XUD9A)		7.0130			
All engines	-> 04/06/00		7.6099		
All engines	05/06/00 ->		7.6217		
All engines	->VET. 15029100, LHD			7.1066 T20	
All engines	->VET. 15741637, LHD, VET. 15029101 ->			7.1068 T20	
All engines	LHD, VET. 15741638 ->			7.1108 T20	
All engines	RHD			7.1147 T20	
All engines	pole nr. 2				7.1170 T22
All engines	pole nr. 4				7.1196 T22

				ENGINE
1.9 DT 4x4	Diesel	66	03/96-09/98	XUD9TE

Engine	Information	S10	T10	T20 - T23	T22 - T25
All engines	COL:dark grey	7.0116			
All engines	COL:grey	7.0130			
All engines	-> 04/06/00		7.6099		
All engines	05/06/00 ->		7.6217		
All engines	->VET. 15029100, LHD			7.1066 T20	
All engines	->VET. 15741637, LHD, VET. 15029101 ->			7.1068 T20	
All engines	LHD, VET. 15741638 ->			7.1108 T20	
All engines	RHD			7.1147 T20	
All engines	pole nr. 2				7.1170 T22
All engines	pole nr. 4				7.1196 T22


				ENGINE
1.9 TD	Diesel	66	03/94-04/02	DHX (XUD9TE), DHY (XUD9TE), XUD9TE

Engine	Information	S10	T10	T20 - T23	T22 - T25
All engines	COL:dark grey	7.0116			
All engines	COL:grey	7.0130			
All engines	-> 04/06/00		7.6099		
All engines	05/06/00 ->		7.6217		
All engines	->VET. 15029100, LHD			7.1066 T20	
All engines	->VET. 15741637, LHD, VET. 15029101 ->			7.1068 T20	
All engines	LHD, VET. 15741638 ->			7.1108 T20	
All engines	RHD			7.1147 T20	
All engines	pole nr. 2				7.1170 T22
All engines	pole nr. 4				7.1196 T22

				ENGINE
1.9 TD	Diesel	68	03/94-04/02	D8C (XUD9UTF), XUD9TE

Engine	Information	S10	T10	T20 - T23	T22 - T25
All engines	COL:dark grey	7.0116			
All engines	COL:grey	7.0130			
All engines	-> 04/06/00		7.6099		
All engines	05/06/00 ->		7.6217		
All engines	->VET. 15029100, LHD			7.1066 T20	
All engines	->VET. 15741637, LHD, VET. 15029101 ->			7.1068 T20	
All engines	LHD, VET. 15741638 ->			7.1108 T20	

S10	OIL PRESSURE WARNING LIGHT SWITCH	T10	REVERSING LIGHT SWITCH	T20	BRAKE LIGHT SWITCH
T22	SWITCH CLUTCH CONTROL (CRUISE CONTROL)	T23	SWITCH BRAKE ACTUATION (ENGINE TIMING)	T25	SWITCH CLUTCH CONTROL (ENGINE CONTROL)

Vehicle	alim.	kW	Date	Engine	 S10	 T10	 T20 - T23	 T22 - T25
---------	-------	----	------	--------	---	---	--	---

ENGINE				
1.9 TD	Diesel	68	03/94-04/02	D8C (XUD9UTF), XUD9TE

Engine	Information	S10	T10	T20 - T23	T22 - T25
All engines	RHD			7.1147 T20	
All engines	pole nr. 2				7.1170 T22
All engines	pole nr. 4				7.1196 T22

ENGINE				
1.9 TD 4x4	Diesel	68	07/96-04/02	D8C (XUD9UTF)

Engine	Information	S10	T10	T20 - T23	T22 - T25
All engines	COL:dark grey	7.0116			
All engines	COL:grey	7.0130			
All engines	-> 04/06/00		7.6099		
All engines	05/06/00 ->		7.6217		
All engines	->VET. 15029100, LHD			7.1066 T20	
All engines	->VET. 15741637, LHD, VET. 15029101 ->			7.1068 T20	
All engines	LHD, VET. 15741638 ->			7.1108 T20	
All engines	RHD			7.1147 T20	
All engines	pole nr. 2				7.1170 T22
All engines	pole nr. 4				7.1196 T22

ENGINE				
2.0	Petrol	81	12/01->	RFL (XU10J2U), XU10J2

Engine	Information	S10	T10	T20 - T23	T22 - T25
Eng. XU10J2	COL:black, COL:grey, spanner size 21, switch press. 0.5 bar, thread M16x1.5	7.0116			
Eng. RFL (XU10J2U)		7.0130			7.1170 T22
All engines	spanner size 22, thread M14x1.5		7.6217		
Eng. RFL (XU10J2U)	+cruise control			7.1161 T20	
All engines	COL:white, without maximum speed governor			7.1179 T20	

ENGINE				
2.0 4x4	Petrol	80	03/96-09/98	--

Engine	Information	S10	T10	T20 - T23	T22 - T25
All engines	-> 01/09/98	7.0116			
All engines	01/09/98 ->	7.0130			
All engines	-> 04/06/00		7.6099		
All engines	05/06/00 ->		7.6217		
All engines	->VET. 15029100, LHD			7.1066 T20	
All engines	->VET. 15741637, LHD, VET. 15029101 ->			7.1068 T20	
All engines	LHD, VET. 15741638 ->			7.1108 T20	
All engines	RHD			7.1147 T20	
All engines	pole nr. 2				7.1170 T22
All engines	pole nr. 4				7.1196 T22

ENGINE				
2.0 BiFuel	Petrol/ Petroleum Gas (LPG)	81	12/01-06/06	XU10J2


Engine	Information	S10	T10	T20 - T23	T22 - T25
All engines	COL:black, COL:grey, spanner size 21, switch press. 0.5 bar, thread M16x1.5	7.0116			
All engines	spanner size 22, thread M14x1.5		7.6217		
All engines	+cruise control, COL:black, Conn. nr. 4			7.1161 T20	
All engines	COL:white, -cruise control, without maximum speed governor			7.1179 T20	
All engines					7.1170 T22

ENGINE				
2.0 CNG	CNG	81	07/03-03/06	XU10J2CNG

Engine	Information	S10	T10	T20 - T23	T22 - T25
All engines	COL:black, COL:grey, spanner size 21, switch press. 0.5 bar, thread M16x1.5	7.0116			
All engines	spanner size 22, thread M14x1.5		7.6217		
All engines	+cruise control, COL:black, Conn. nr. 4			7.1161 T20	
All engines	+cruise control, COL:white, -cruise control			7.1179 T20	
All engines					7.1170 T22

S10	OIL PRESSURE WARNING LIGHT SWITCH	T10	REVERSING LIGHT SWITCH	T20	BRAKE LIGHT SWITCH
T22	SWITCH CLUTCH CONTROL (CRUISE CONTROL)	T23	SWITCH BRAKE ACTUATION (ENGINE TIMING)	T25	SWITCH CLUTCH CONTROL (ENGINE CONTROL)

FUNCTIONS ON THE VEHICLE

Vehicle	alim.	kW	Date	Engine	 S10	 T10	 T20 - T23	 T22 - T25
---------	-------	----	------	--------	---	---	--	---

ENGINE				
2.0 HDi	Diesel	62	08/01->	DW10TD, RHV (DW10TD), RHV (DW10UTD)

Engine	Information	S10	T10	T20 - T23	T22 - T25
Eng. DW10TD	COL:black, COL:grey, spanner size 21, switch press. 0.5 bar, thread M16x1.5	7.0116			
Eng. RHV (DW10TD), RHV (DW10UTD)		7.0130	7.6217		
Eng. DW10TD	COL:white, spanner size 22MM, thread M14x1.5		7.6099		
Eng. RHV (DW10TD), RHV (DW10UTD)	+cruise control			7.1161 T20	
All engines	COL:white, without maximum speed governor			7.1179 T20	
Eng. RHV (DW10TD), RHV (DW10UTD)	pole nr. 2				7.1170 T22
Eng. RHV (DW10UTD)	pole nr. 4				7.1196 T22

ENGINE				
2.0 i	Petrol	80	03/94-04/02	RFW (XU10J2)

Engine	Information	S10	T10	T20 - T23	T22 - T25
All engines	-> 01/09/98	7.0116			
All engines	01/09/98 ->	7.0130			
All engines	-> 04/06/00		7.6099		
All engines	05/06/00 ->		7.6217		
All engines	->VET. 15029100, LHD			7.1066 T20	
All engines	->VET. 15741637, LHD, VET. 15029101 ->			7.1068 T20	
All engines	LHD, VET. 15741638 ->			7.1108 T20	
All engines	RHD			7.1147 T20	
All engines	pole nr. 2				7.1170 T22
All engines	pole nr. 4				7.1196 T22

ENGINE				
2.0 i 4x4	Petrol	80	08/96-04/02	RFW (XU10J2)

Engine	Information	S10	T10	T20 - T23	T22 - T25
All engines	-> 01/09/98	7.0116			
All engines	01/09/98 ->	7.0130			
All engines	-> 04/06/00		7.6099		
All engines	05/06/00 ->		7.6217		
All engines	->VET. 15029100, LHD			7.1066 T20	
All engines	->VET. 15741637, LHD, VET. 15029101 ->			7.1068 T20	
All engines	LHD, VET. 15741638 ->			7.1108 T20	
All engines	RHD			7.1147 T20	
All engines	pole nr. 2				7.1170 T22
All engines	pole nr. 4				7.1196 T22



ENGINE				
2.2 HDi	Diesel	74	04/02->	4HY (DW12UTED), DW12UTED

Engine	Information	S10	T10	T20 - T23	T22 - T25
Eng. DW12UTED	COL:black, COL:grey, spanner size 21, switch press. 0.5 bar, thread M16x1.5	7.0116			
Eng. 4HY (DW12UTED)		7.0130			7.1170 T22
All engines	spanner size 22, thread M14x1.5		7.6217		
All engines	+cruise control, COL:black, Conn. nr. 4			7.1161 T20	
All engines	COL:white, -cruise control, without maximum speed governor			7.1179 T20	

ENGINE				
2.5 D	Diesel	62	01/99-04/02	8140.67

Engine	Information	S10	T10	T20 - T23	T22 - T25
All engines		7.0096			
All engines	-> 04/06/00		7.6099		
All engines	05/06/00 ->		7.6217		
All engines	->VET. 15029100, LHD			7.1066 T20	
All engines	->VET. 15741637, LHD, VET. 15029101 ->			7.1068 T20	
All engines	LHD, VET. 15741638 ->			7.1108 T20	
All engines	RHD			7.1147 T20	
All engines	pole nr. 2				7.1170 T22
All engines	pole nr. 4				7.1196 T22

S10	OIL PRESSURE WARNING LIGHT SWITCH	T10	REVERSING LIGHT SWITCH	T20	BRAKE LIGHT SWITCH
T22	SWITCH CLUTCH CONTROL (CRUISE CONTROL)	T23	SWITCH BRAKE ACTUATION (ENGINE TIMING)	T25	SWITCH CLUTCH CONTROL (ENGINE CONTROL)

Vehicle	alim.	kW	Date	Engine	 S10	 T10	 T20 - T23	 T22 - T25
---------	-------	----	------	--------	---	---	--	---

ENGINE				
2.5 D	Diesel	63	03/94-04/02	T9A (DJ5)

Engine	Information	S10	T10	T20 - T23	T22 - T25
All engines	-> 05/05/98	7.0116			
All engines	06/05/98 ->	7.0130			
All engines	-> 04/06/00		7.6099		
All engines	05/06/00 ->		7.6217		
All engines	->VET. 15029100, LHD			7.1066 T20	
All engines	->VET. 15741637, LHD, VET. 15029101 ->			7.1068 T20	
All engines	LHD, VET. 15741638 ->			7.1108 T20	
All engines	RHD			7.1147 T20	
All engines	pole nr. 2				7.1170 T22
All engines	pole nr. 4				7.1196 T22

ENGINE				
2.5 D 4x4	Diesel	63	07/96-04/02	T9A (DJ5)

Engine	Information	S10	T10	T20 - T23	T22 - T25
All engines	-> 05/05/98	7.0116			
All engines	06/05/98 ->	7.0130			
All engines	->VET. 15029100, LHD			7.1066 T20	
All engines	->VET. 15741637, LHD, VET. 15029101 ->			7.1068 T20	
All engines	LHD, VET. 15741638 ->			7.1108 T20	
All engines	RHD			7.1147 T20	
All engines	pole nr. 2				7.1170 T22
All engines	pole nr. 4				7.1196 T22

ENGINE				
2.5 TD	Diesel	76	03/94-04/02	T8A (DJ5T), THZ (DJ5T)

Engine	Information	S10	T10	T20 - T23	T22 - T25
All engines	-> 05/05/98	7.0116			
All engines	06/05/98 ->	7.0130			
All engines	-> 04/06/00		7.6099		
All engines	05/06/00 ->		7.6217		
All engines	->VET. 15029100, LHD			7.1066 T20	
All engines	->VET. 15741637, LHD, VET. 15029101 ->			7.1068 T20	
All engines	LHD, VET. 15741638 ->			7.1108 T20	
All engines	RHD			7.1147 T20	
All engines	pole nr. 2				7.1170 T22
All engines	pole nr. 4				7.1196 T22

ENGINE				
2.5 TD 4x4	Diesel	76	07/96-04/02	T8A (DJ5T)

Engine	Information	S10	T10	T20 - T23	T22 - T25
All engines	-> 05/05/98	7.0116			
All engines	06/05/98 ->	7.0130			
All engines	->VET. 15029100, LHD			7.1066 T20	
All engines	->VET. 15741637, LHD, VET. 15029101 ->			7.1068 T20	
All engines	LHD, VET. 15741638 ->			7.1108 T20	
All engines	RHD			7.1147 T20	
All engines	pole nr. 2				7.1170 T22
All engines	pole nr. 4				7.1196 T22

ENGINE				
2.5 TDI	Diesel	79	01/97-04/02	THX (DJ5TED)

Engine	Information	S10	T10	T20 - T23	T22 - T25
All engines	-> 05/05/98	7.0116			
All engines	06/05/98 ->	7.0130			
All engines	-> 04/06/00		7.6099		
All engines	05/06/00 ->		7.6217		
All engines	->VET. 15029100, LHD			7.1066 T20	
All engines	->VET. 15741637, LHD, VET. 15029101 ->			7.1068 T20	
All engines	LHD, VET. 15741638 ->			7.1108 T20	
All engines	RHD			7.1147 T20	
All engines	pole nr. 2				7.1170 T22
All engines	pole nr. 4				7.1196 T22

S10	OIL PRESSURE WARNING LIGHT SWITCH	T10	REVERSING LIGHT SWITCH	T20	BRAKE LIGHT SWITCH
T22	SWITCH CLUTCH CONTROL (CRUISE CONTROL)	T23	SWITCH BRAKE ACTUATION (ENGINE TIMING)	T25	SWITCH CLUTCH CONTROL (ENGINE CONTROL)

FUNCTIONS ON THE VEHICLE

Vehicle	alim.	kW	Date	Engine	 S10	 T10	 T20 - T23	 T22 - T25
---------	-------	----	------	--------	---	---	--	---

				ENGINE
2.5 TDI 4x4	Diesel	79	01/97-04/02	THX (DJSTED)

Engine	Information	S10	T10	T20 - T23	T22 - T25
All engines	-> 05/05/98	7.0116			
All engines	06/05/98 ->	7.0130			
All engines	->VET. 15029100, LHD			7.1066 T20	
All engines	->VET. 15741637, LHD, VET. 15029101 ->			7.1068 T20	
All engines	LHD, VET. 15741638 ->			7.1108 T20	
All engines	RHD			7.1147 T20	
All engines	pole nr. 2				7.1170 T22
All engines	pole nr. 4				7.1196 T22

				ENGINE
2.8 D	Diesel	64	01/99-02/02	8140.63 (F28D)

Engine	Information	S10	T10	T20 - T23	T22 - T25
All engines		7.0096			
All engines	-> 04/06/00		7.6099		
All engines	05/06/00 ->		7.6217		
All engines	->VET. 16144101			7.1108 T20	
All engines	VET. 16144102 ->			7.1179 T20	
All engines	pole nr. 2				7.1170 T22
All engines	pole nr. 4				7.1196 T22

				ENGINE
2.8 DTiC	Diesel	90	10/97-09/00	8140.43 (F28DT)

Engine	Information	S10	T10	T20 - T23	T22 - T25
All engines		7.0096			
All engines	-> 04/06/00		7.6099		
All engines	05/06/00 ->		7.6217		
All engines	->VET. 16144101			7.1108 T20	
All engines	VET. 16144102 ->			7.1179 T20	
All engines	pole nr. 2				7.1170 T22
All engines	pole nr. 4				7.1196 T22

				ENGINE
2.8 HDi	Diesel	107	04/04->	8140.43N

Engine	Information	S10	T10	T20 - T23	T22 - T25
All engines		7.0096			7.1170 T22
All engines	spanner size 22, thread M14x1.5		7.6217		
All engines	COL:white, without maximum speed governor			7.1179 T20	

				ENGINE
2.8 HDi	Diesel	93	10/00-09/09	8140.43S (F28DTCR)

Engine	Information	S10	T10	T20 - T23	T22 - T25
All engines		7.0096	7.6217		
All engines	->VET. 16144101			7.1108 T20	
All engines	+cruise control			7.1161 T20	
All engines	VET. 16144102 ->			7.1179 T20	
All engines	pole nr. 2				7.1170 T22
All engines	pole nr. 4				7.1196 T22


				ENGINE
2.8 HDi	Diesel	94	11/00->	8140.43S (F28DTCR), 814043S

Engine	Information	S10	T10	T20 - T23	T22 - T25
All engines		7.0096			
All engines	spanner size 22, thread M14x1.5		7.6217		
Eng. 8140.43S (F28DTCR)	->VET. 16144101			7.1108 T20	
Eng. 8140.43S (F28DTCR)	+cruise control			7.1161 T20	
All engines	COL:white, VET. 16144102 ->, without maximum speed governor			7.1179 T20	
Eng. 8140.43S (F28DTCR)	pole nr. 2				7.1170 T22
Eng. 8140.43S (F28DTCR)	pole nr. 4				7.1196 T22

				ENGINE
2.8 HDi 4x4	Diesel	93	10/00-11/01	8140.43S (F28DTCR)

Engine	Information	S10	T10	T20 - T23	T22 - T25
All engines		7.0096	7.6217		
All engines	->VET. 16144101			7.1108 T20	
All engines	VET. 16144102 ->			7.1179 T20	

S10	OIL PRESSURE WARNING LIGHT SWITCH	T10	REVERSING LIGHT SWITCH	T20	BRAKE LIGHT SWITCH
T22	SWITCH CLUTCH CONTROL (CRUISE CONTROL)	T23	SWITCH BRAKE ACTUATION (ENGINE TIMING)	T25	SWITCH CLUTCH CONTROL (ENGINE CONTROL)

Vehicle	alim.	kW	Date	Engine	 S10	 T10	 T20 - T23	 T22 - T25
---------	-------	----	------	--------	---	---	--	---

ENGINE				
2.8 HDi 4x4	Diesel	93	10/00-11/01	8140.43S (F28DTCR)

Engine	Information	S10	T10	T20 - T23	T22 - T25
All engines	pole nr. 2				7.1170 T22
All engines	pole nr. 4				7.1196 T22

ENGINE				
2.8 HDi 4x4	Diesel	94	10/00->	8140.43S (F28DTCR), 814043S

Engine	Information	S10	T10	T20 - T23	T22 - T25
All engines		7.0096			
All engines	spanner size 22, thread M14x1.5		7.6217		
Eng. 8140.43S (F28DTCR)	->VET. 16144101			7.1108 T20	
Eng. 8140.43S (F28DTCR)	+cruise control			7.1161 T20	
All engines	COL:white, VET. 16144102 ->, without maximum speed governor			7.1179 T20	
Eng. 8140.43S (F28DTCR)	pole nr. 2				7.1170 T22
Eng. 8140.43S (F28DTCR)	pole nr. 4				7.1196 T22

ENGINE				
2.8 HDi Trazione integrale	Diesel	93	10/00-11/01	8140.43S (F28DTCR)

Engine	Information	S10	T10	T20 - T23	T22 - T25
All engines		7.0096	7.6217		
All engines	->VET. 16144101			7.1108 T20	
All engines	VET. 16144102 ->			7.1179 T20	
All engines	pole nr. 2				7.1170 T22
All engines	pole nr. 4				7.1196 T22

ENGINE				
2.8 TD	Diesel	0	10/99->	8140.23

Engine	Information	S10	T10	T20 - T23	T22 - T25
All engines		7.0096			
All engines	-> 04/06/00		7.6099		
All engines	05/06/00 ->		7.6217		
All engines	->VET. 16144101			7.1108 T20	
All engines	+cruise control			7.1161 T20	
All engines	VET. 16144102 ->			7.1179 T20	
All engines	pole nr. 2				7.1170 T22
All engines	pole nr. 4				7.1196 T22

ENGINE				
2.8 TD	Diesel	90	12/01-03/05	8140.43 (F28DT)

Engine	Information	S10	T10	T20 - T23	T22 - T25
All engines			7.6217	7.1179 T20	7.1170 T22
All engines	+cruise control			7.1161 T20	

BOXER II

ENGINE				
2.0 BlueHDi 110	Diesel	81	07/15->	DW10FUE

Engine	Information	S10	T10	T20 - T23	T22 - T25
All engines	spanner size 22, t.tnr. M6 MLGUC14, t.tnr. MLGUC14, thread M14x1.5		7.6217		
All engines	t.tnr. B6/BVM40, t.tnr. B6/M40, thread M12x1, 5		7.6249		

ENGINE				
2.0 BlueHDi 130	Diesel	96	07/15->	AHN (DW10FUD), DW10FUD

Engine	Information	S10	T10	T20 - T23	T22 - T25
All engines	conn.shape : rectangular, see connection type, spanner size 22, t.tnr. M6 MLGUC14, t.tnr. MLGUC14, thread M14x1.5		7.6217		
All engines	conn.shape : oval, see connection type, t.tnr. B6/BVM40, t.tnr. B6/M40, thread M12x1, 5		7.6249		
Eng. AHN (DW10FUD)	see connection type			7.1161, 7.1247 T20	
Eng. AHN (DW10FUD)	no specific info conc. application available				7.1170 T22

ENGINE				
2.0 BlueHDi 160	Diesel	120	07/15->	AHP (DW10FUC), DW10FUC

Engine	Information	S10	T10	T20 - T23	T22 - T25
All engines	conn.shape : rectangular, see connection type, spanner size 22, t.tnr. BVM MLGUC14, t.tnr. MLGUC14, thread M14x1.5		7.6217		

S10 OIL PRESSURE WARNING LIGHT SWITCH	T10 REVERSING LIGHT SWITCH	T20 BRAKE LIGHT SWITCH
T22 SWITCH CLUTCH CONTROL (CRUISE CONTROL)	T23 SWITCH BRAKE ACTUATION (ENGINE TIMING)	T25 SWITCH CLUTCH CONTROL (ENGINE CONTROL)

FUNCTIONS ON THE VEHICLE

Vehicle	alim.	kW	Date	Engine	 S10	 T10	 T20 - T23	 T22 - T25
---------	-------	----	------	--------	---	---	--	---

				ENGINE
2.0 BlueHDi 160	Diesel	120	07/15->	AHP (DW10FUC), DW10FUC

Engine	Information	S10	T10	T20 - T23	T22 - T25
All engines	conn.shape : oval, see connection type, t.tnr. B6/BV M40 CV6 FIAT, t.tnr. B6/M40, thread M12x1, 5		7.6249		
Eng. AHP (DW10FUC)	see connection type			7.1161, 7.1247 T20	
Eng. AHP (DW10FUC)	no specific info conc. application available				7.1170 T22

				ENGINE
2.2 HDi 100	Diesel	74	04/06->	4HV (P22DTE), P22DTE

Engine	Information	S10	T10	T20 - T23	T22 - T25
All engines		7.0145			
All engines	conn.shape : rectangular, see connection type, spanner size 22, thread M14x1.5		7.6217		
Eng. 4HV (P22DTE)	conn.shape : oval, see connection type		7.6249		
All engines	COL:black, Conn. nr. 4			7.1161 T20	
Eng. 4HV (P22DTE)	no specific info conc. application available				7.1170 T22

				ENGINE
2.2 HDi 110	Diesel	81	03/11->	4HG (P22DTE), P22DTE

Engine	Information	S10	T10	T20 - T23	T22 - T25
All engines		7.0145			
All engines	conn.shape : rectangular, see connection type, spanner size 22, t.tnr. BVM6 MLGUC14, thread M14x1.5		7.6217		
All engines	conn.shape : oval, see connection type, t.tnr. B6 / BV M40 CV6 FIAT, thread M12x1, 5		7.6249		
Eng. P22DTE	COL:black, Conn. nr. 4			7.1161 T20	
Eng. 4HG (P22DTE)				7.1247 T20	
All engines	no specific info conc. application available				7.1170 T22
Eng. P22DTE					7.1170 T25

				ENGINE
2.2 HDi 120	Diesel	88	04/06->	4HU (P22DTE), P22DTE

Engine	Information	S10	T10	T20 - T23	T22 - T25
All engines		7.0145			
All engines	conn.shape : rectangular, see connection type, spanner size 22, thread M14x1.5		7.6217		
Eng. 4HU (P22DTE)	conn.shape : oval, see connection type		7.6249		
All engines	COL:black, Conn. nr. 4			7.1161 T20	
Eng. 4HU (P22DTE)	no specific info conc. application available				7.1170 T22

				ENGINE
2.2 HDi 130	Diesel	96	03/11->	4HH (P22DTE), P22DTE

Engine	Information	S10	T10	T20 - T23	T22 - T25
All engines		7.0145			
All engines	conn.shape : rectangular, see connection type, spanner size 22, t.tnr. BVM6 MLGUC14, thread M14x1.5		7.6217		
All engines	conn.shape : oval, see connection type, t.tnr. B6 / BV M40 CV6 FIAT, thread M12x1, 5		7.6249		
Eng. P22DTE	COL:black, Conn. nr. 4			7.1161 T20	
Eng. 4HH (P22DTE)				7.1247 T20	
All engines	no specific info conc. application available				7.1170 T22
Eng. P22DTE					7.1170 T25

				ENGINE
2.2 HDi 150	Diesel	110	03/11->	4HJ (P22DTE), P22DTE

Engine	Information	S10	T10	T20 - T23	T22 - T25
All engines		7.0145			
All engines	see connection type, spanner size 22, thread M14x1.5		7.6217		
Eng. 4HJ (P22DTE)	see connection type		7.6249		
Eng. P22DTE	COL:black, Conn. nr. 4			7.1161 T20	
Eng. 4HJ (P22DTE)				7.1247 T20	
All engines	no specific info conc. application available				7.1170 T22
Eng. P22DTE					7.1170 T25

				ENGINE
3.0 D	Diesel	116	09/08-12/09	F30DT

Engine	Information	S10	T10	T20 - T23	T22 - T25
All engines		7.0143			
All engines	spanner size 22, thread M14x1.5		7.6217		
All engines	COL:black, Conn. nr. 4			7.1161 T20	

S10 OIL PRESSURE WARNING LIGHT SWITCH	T10 REVERSING LIGHT SWITCH	T20 BRAKE LIGHT SWITCH
T22 SWITCH CLUTCH CONTROL (CRUISE CONTROL)	T23 SWITCH BRAKE ACTUATION (ENGINE TIMING)	T25 SWITCH CLUTCH CONTROL (ENGINE CONTROL)

FUNCTIONS ON THE VEHICLE

Vehicle	alim.	kW	Date	Engine	 S10	 T10	 T20 - T23	 T22 - T25
---------	-------	----	------	--------	---	---	--	---

ENGINE				
3.0 HDi	Diesel	115	07/06->	F1CE0481D (F30DT), F30DT

Engine	Information	S10	T10	T20 - T23	T22 - T25
All engines		7.0143			
All engines	conn.shape : rectangular, see connection type, spanner size 22, thread M14x1.5		7.6217		
All engines	conn.shape : oval, see connection type, thread M12x1,5		7.6249		
All engines	COL:black, Conn. nr. 4			7.1161 T20	
All engines	no specific info conc. application available				7.1170 T22

ENGINE				
3.0 HDi 145	Diesel	107	04/10->	F1CE3481N (F30DTE), F30DT

Engine	Information	S10	T10	T20 - T23	T22 - T25
All engines		7.0143			
All engines	conn.shape : rectangular, see connection type, spanner size 22, thread M14x1.5		7.6217		
Eng. F1CE3481N (F30DTE)	conn.shape : oval, see connection type		7.6249		
All engines	COL:black, Conn. nr. 4			7.1161 T20	
Eng. F1CE3481N (F30DTE)	no specific info conc. application available				7.1170 T22

ENGINE				
3.0 HDi 160	Diesel	116	04/06->	F1CE0481D (F30DT), F30DT

Engine	Information	S10	T10	T20 - T23	T22 - T25
All engines		7.0143			
All engines	conn.shape : rectangular, see connection type, spanner size 22, thread M14x1.5		7.6217		
All engines	conn.shape : oval, see connection type, thread M12x1,5		7.6249		
All engines	COL:black, Conn. nr. 4			7.1161 T20	
All engines	no specific info conc. application available				7.1170 T22

ENGINE				
3.0 HDi 175	Diesel	130	03/11->	F1CE0481D (F30DT), F1CE3481E (F30DTE), F30DT

Engine	Information	S10	T10	T20 - T23	T22 - T25
All engines		7.0143			
Eng. F1CE0481D (F30DT), F1CE3481E (F30DTE)	conn.shape : rectangular, see connection type		7.6217		
All engines	conn.shape : oval, see connection type, thread M12x1,5		7.6249		
Eng. F30DT	COL:black, Conn. nr. 4			7.1161 T20	
Eng. F1CE0481D (F30DT), F1CE3481E (F30DTE)				7.1247 T20	
All engines	no specific info conc. application available				7.1170 T22
Eng. F30DT					7.1170 T25

EXPERT I





ENGINE				
1.6	Petrol	58	02/96-09/00	220A2000, 222A2 (1580 SPI)

Engine	Information	S10	T10	T20 - T23	T22 - T25
All engines		7.0096			
All engines	-> 01/12/99, -> 28/11/99, COL:white, spanner size 22, thread M14x1.5		7.6108		
All engines	01/01/00 ->, 29/11/99 ->, COL:grey		7.6218		
Eng. 220A2000	+cruise control			7.1091 T20	
All engines	-cruise control			7.1217 T20	
Eng. 220A2000					7.1184 T22

ENGINE				
1.8	Petrol	74	10/96-09/00	LFZ (XU7JP), XU7JP

Engine	Information	S10	T10	T20 - T23	T22 - T25
All engines	-> 03/05/98, COL:black, COL:grey, spanner size 21, switch press. 0.5 bar, thread M16x1.5	7.0116			
Eng. LFZ (XU7JP)	04/05/98 ->	7.0130			
All engines	-> 01/12/99, -> 28/11/99, COL:white, spanner size 22, thread M14x1.5		7.6108		
All engines	01/01/00 ->, 29/11/99 ->, COL:grey		7.6218		
Eng. XU7JP	+cruise control			7.1091 T20	
All engines	-cruise control			7.1217 T20	
Eng. XU7JP					7.1184 T22

S10 OIL PRESSURE WARNING LIGHT SWITCH	T10 REVERSING LIGHT SWITCH	T20 BRAKE LIGHT SWITCH
T22 SWITCH CLUTCH CONTROL (CRUISE CONTROL)	T23 SWITCH BRAKE ACTUATION (ENGINE TIMING)	T25 SWITCH CLUTCH CONTROL (ENGINE CONTROL)

				FUNCTIONS ON THE VEHICLE				
Vehicle	alim.	kW	Date	Engine	 S10	 T10	 T20 - T23	 T22 - T25

				ENGINE
1.9 D	Diesel	51	02/96-12/06	D9B (XUD9AU), DW8, DW8B, WJY (DW8B), WJZ (DW8), XUD9

Engine	Information	S10	T10	T20 - T23	T22 - T25
Eng. D9B (XUD9AU), DW8, DW8B, XUD9	-> 03/05/98, COL:black, COL:grey, spanner size 21, switch press. 0.5 bar, thread M16x1.5	7.0116			
Eng. D9B (XUD9AU), WJY (DW8B), WJZ (DW8)	04/05/98 ->	7.0130			
Eng. D9B (XUD9AU), DW8, DW8B, WJZ (DW8), XUD9	-> 01/12/99, -> 28/11/99, COL:white, spanner size 22, thread M14x1.5		7.6108		
Eng. D9B (XUD9AU), DW8, DW8B, WJY (DW8B), WJZ (DW8)	01/01/00 ->, 29/11/99 ->, COL:grey		7.6218		
Eng. DW8, DW8B, WJY (DW8B), WJZ (DW8), XUD9	+cruise control, no specific info conc. application available			7.1091	T20
Eng. WJY (DW8B), WJZ (DW8)	no specific info conc. application available, with control switch			7.1184, 7.1187	T20
All engines	-cruise control, no specific info conc. application available			7.1217	T20
Eng. DW8, DW8B, XUD9					7.1184 T22

				ENGINE
1.9 D 70	Diesel	51	12/98-12/06	DW8, DW8B, WJY (DW8B), WJZ (DW8)

Engine	Information	S10	T10	T20 - T23	T22 - T25
Eng. DW8, DW8B	COL:black, COL:grey, spanner size 21, switch press. 0.5 bar, thread M16x1.5	7.0116			
Eng. WJY (DW8B), WJZ (DW8)		7.0130			
Eng. DW8, DW8B, WJZ (DW8)	-> 01/12/99, -> 28/11/99, COL:white, spanner size 22, thread M14x1.5		7.6108		
All engines	01/01/00 ->, 29/11/99 ->, COL:grey		7.6218		
All engines	+cruise control, no specific info conc. application available			7.1091	T20
Eng. WJY (DW8B), WJZ (DW8)	no specific info conc. application available, with control switch			7.1184, 7.1187	T20
All engines	-cruise control, no specific info conc. application available			7.1217	T20
Eng. DW8, DW8B					7.1184 T22

				ENGINE
1.9 TD	Diesel	66	02/96-09/00	DHX (XUD9TE), XUD9TE

Engine	Information	S10	T10	T20 - T23	T22 - T25
All engines	-> 03/05/98, COL:black, COL:grey, spanner size 21, switch press. 0.5 bar, thread M16x1.5	7.0116			
Eng. DHX (XUD9TE)	04/05/98 ->	7.0130			
All engines	-> 01/12/99, -> 28/11/99, COL:white, spanner size 22MM, thread M14x1.5		7.6099		
Eng. XUD9TE	-> 01/12/99, COL:white, spanner size 22, thread M14x1.5		7.6108		
All engines	01/01/00 ->, 29/11/99 ->, spanner size 22, thread M14x1.5		7.6217		
Eng. XUD9TE	01/01/00 ->, COL:grey		7.6218		
All engines	no specific info conc. application available			7.1091, 7.1217	T20
Eng. DHX (XUD9TE)	no specific info conc. application available, with control switch			7.1184, 7.1187	T20
Eng. DHX (XUD9TE)	LHD, t.tnr. MLST				7.1132 T22
Eng. XUD9TE					7.1184 T22

				ENGINE
1.9 TD	Diesel	68	02/96-05/98	D8B (XUD9TE), XUD9TE

Engine	Information	S10	T10	T20 - T23	T22 - T25
All engines	-> 03/05/98, COL:black, COL:grey, spanner size 21, switch press. 0.5 bar, thread M16x1.5	7.0116			
Eng. D8B (XUD9TE)	04/05/98 ->	7.0130			
All engines	-> 28/11/99, COL:white, spanner size 22MM, thread M14x1.5		7.6099		
Eng. D8B (XUD9TE)	29/11/99 ->		7.6217		
All engines	no specific info conc. application available			7.1091	T20
Eng. D8B (XUD9TE)	no specific info conc. application available, with control switch			7.1184, 7.1187	T20
Eng. D8B (XUD9TE)	no specific info conc. application available			7.1217	T20
Eng. D8B (XUD9TE)	LHD, t.tnr. MLST				7.1132 T22
Eng. XUD9TE					7.1184 T22

				ENGINE
2.0	Petrol	100	07/00-12/06	EW10J4, RFN (EW10J4)

Engine	Information	S10	T10	T20 - T23	T22 - T25
Eng. EW10J4	COL:black, COL:grey, spanner size 21, switch press. 0.5 bar, thread M16x1.5	7.0116			

S10	OIL PRESSURE WARNING LIGHT SWITCH	T10	REVERSING LIGHT SWITCH	T20	BRAKE LIGHT SWITCH
T22	SWITCH CLUTCH CONTROL (CRUISE CONTROL)	T23	SWITCH BRAKE ACTUATION (ENGINE TIMING)	T25	SWITCH CLUTCH CONTROL (ENGINE CONTROL)

FUNCTIONS ON THE VEHICLE

Vehicle	alim.	kW	Date	Engine	 S10	 T10	 T20 - T23	 T22 - T25
---------	-------	----	------	--------	---	---	--	---

ENGINE				
2.0	Petrol	100	07/00-12/06	EW10J4, RFN (EW10J4)

Engine	Information	S10	T10	T20 - T23	T22 - T25
Eng. RFN (EW10J4)		7.0130			
All engines	COL:grey		7.6218		
All engines	+cruise control, no specific info conc. application available			7.1091 T20	
Eng. RFN (EW10J4)	no specific info conc. application available, with control switch			7.1184, 7.1187 T20	
All engines	-cruise control, no specific info conc. application available			7.1217 T20	
Eng. EW10J4					7.1184 T22

ENGINE				
2.0 HDI	Diesel	69	07/00-12/06	DW10BTD, RHX (DW10BTD)

Engine	Information	S10	T10	T20 - T23	T22 - T25
Eng. DW10BTD	COL:black, COL:grey, spanner size 21, switch press. 0.5 bar, thread M16x1.5	7.0116			
Eng. RHX (DW10BTD)		7.0130			
All engines	spanner size 22, thread M14x1.5		7.6217		
All engines	no specific info conc. application available			7.1091 T20	
Eng. RHX (DW10BTD)	no specific info conc. application available, with control switch			7.1184, 7.1187 T20	
Eng. RHX (DW10BTD)	no specific info conc. application available			7.1217 T20	7.1132, 7.1192 T22
Eng. DW10BTD					7.1184 T22





ENGINE				
2.0 HDI	Diesel	80	07/00-12/06	DW10ATED, DW10ATED4, DW10BTD+, RHW (DW10ATED4), RHZ (DW10ATED4), RHZ (DW10BTD), RHZ (DW10BTD+)

Engine	Information	S10	T10	T20 - T23	T22 - T25
Eng. DW10ATED, DW10ATED4, DW10BTD+	COL:black, COL:grey, spanner size 21, switch press. 0.5 bar, thread M16x1.5	7.0116			
Eng. RHW (DW10ATED4), RHZ (DW10ATED4), RHZ (DW10BTD), RHZ (DW10BTD+)		7.0130			
Eng. DW10ATED, DW10ATED4, DW10BTD+, RHW (DW10ATED4), RHZ (DW10ATED4), RHZ (DW10BTD), RHZ (DW10BTD+)	spanner size 22, thread M14x1.5		7.6217		
Eng. DW10ATED4	COL:grey		7.6218		
All engines	+cruise control, no specific info conc. application available			7.1091 T20	
Eng. RHW (DW10ATED4), RHZ (DW10ATED4), RHZ (DW10BTD), RHZ (DW10BTD+)	no specific info conc. application available, with control switch			7.1184, 7.1187 T20	
Eng. DW10ATED, DW10ATED4, DW10BTD+				7.1187 T23	
Eng. DW10ATED, DW10ATED4, DW10BTD+, RHW (DW10ATED4), RHZ (DW10ATED4), RHZ (DW10BTD), RHZ (DW10BTD+)	-cruise control, no specific info conc. application available			7.1217 T20	
Eng. DW10ATED, DW10ATED4, DW10BTD+					7.1184 T22
Eng. RHW (DW10ATED4), RHZ (DW10ATED4), RHZ (DW10BTD), RHZ (DW10BTD+)	no specific info conc. application available				7.1192 T22

ENGINE				
2.0 HDI 16V	Diesel	80	07/00-12/06	DW10ATED4, RHW (DW10ATED4)

Engine	Information	S10	T10	T20 - T23	T22 - T25
Eng. DW10ATED4	COL:black, COL:grey, spanner size 21, switch press. 0.5 bar, thread M16x1.5	7.0116			
Eng. RHW (DW10ATED4)		7.0130	7.6217		
Eng. DW10ATED4	COL:grey		7.6218		
All engines	no specific info conc. application available			7.1091 T20	
Eng. RHW (DW10ATED4)	no specific info conc. application available, with control switch			7.1184, 7.1187 T20	
Eng. RHW (DW10ATED4)	no specific info conc. application available			7.1217 T20	7.1192 T22
Eng. DW10ATED4					7.1184 T22

S10 OIL PRESSURE WARNING LIGHT SWITCH	T10 REVERSING LIGHT SWITCH	T20 BRAKE LIGHT SWITCH
T22 SWITCH CLUTCH CONTROL (CRUISE CONTROL)	T23 SWITCH BRAKE ACTUATION (ENGINE TIMING)	T25 SWITCH CLUTCH CONTROL (ENGINE CONTROL)

				FUNCTIONS ON THE VEHICLE				
Vehicle	alim.	kW	Date	Engine	 S10	 T10	 T20 - T23	 T22 - T25

EXPERT II

				ENGINE
1.6 HDi 90 16V	Diesel	66	01/07->	9HU (DV6UTED4), DV6UTED4

Engine	Information	S10	T10	T20 - T23	T22 - T25
Eng. DV6UTED4	COL:grey, spanner size 21, switch press. 0.5 bar, thread M16x1.5	7.0116			
Eng. 9HU (DV6UTED4)		7.0130			7.1192 T22
Eng. 9HU (DV6UTED4)	no specific info conc. application available		7.6217		
All engines	COL:grey, no specific info conc. application available		7.6218		
Eng. DV6UTED4	-cruise control			7.1091 T20	
Eng. 9HU (DV6UTED4)	+automatic transmission			7.1213 T20	
All engines	+cruise control, +manual transmission, kit, with cable			7.1213K T20	

				ENGINE
1.6 HDi 90 8V	Diesel	66	01/07->	9HH (DV6DUM), 9HM (DV6UC), DV6DU, DV6DUM, DV6UC

Engine	Information	S10	T10	T20 - T23	T22 - T25
Eng. DV6DU, DV6DUM, DV6UC	COL:grey, spanner size 21, switch press. 0.5 bar, thread M16x1.5	7.0116			
Eng. 9HH (DV6DUM), 9HM (DV6UC)		7.0130			
Eng. 9HH (DV6DUM), 9HM (DV6UC)	no specific info conc. application available		7.6217		
All engines	COL:grey, no specific info conc. application available, t.ntr. BE4		7.6218		
Eng. 9HH (DV6DUM), 9HM (DV6UC)	+automatic transmission			7.1213 T20	
All engines	+manual transmission, kit, with cable			7.1213K T20	
All engines					7.1192 T22

				ENGINE
2.0 16V	Petrol	103	01/07->	EW10A, RFH (EW10A), RFJ (EW10A)

Engine	Information	S10	T10	T20 - T23	T22 - T25
Eng. EW10A	COL:grey, spanner size 21, switch press. 0.5 bar, thread M16x1.5	7.0116			
Eng. RFH (EW10A), RFJ (EW10A)		7.0130			7.1192 T22
Eng. RFH (EW10A), RFJ (EW10A)	no specific info conc. application available		7.6217		
All engines	COL:grey, no specific info conc. application available		7.6218		
Eng. EW10A	-cruise control			7.1091 T20	
Eng. RFH (EW10A), RFJ (EW10A)	+automatic transmission			7.1213 T20	
All engines	+cruise control, +manual transmission, kit, with cable			7.1213K T20	

				ENGINE
2.0 HDi 120	Diesel	88	01/07->	DW10UTED4, RHG (DW10UTED4/FAP), RHK (DW10UTED4)

Engine	Information	S10	T10	T20 - T23	T22 - T25
Eng. DW10UTED4	COL:grey, spanner size 21, switch press. 0.5 bar, thread M16x1.5	7.0116			
Eng. RHG (DW10UTED4/FAP), RHK (DW10UTED4)		7.0130			7.1192 T22
Eng. DW10UTED4	COL:white, spanner size 22, thread M14x1.5		7.6108		
Eng. RHG (DW10UTED4/FAP), RHK (DW10UTED4)	no specific info conc. application available		7.6217, 7.6218		
Eng. DW10UTED4	-cruise control			7.1091 T20	
Eng. RHG (DW10UTED4/FAP), RHK (DW10UTED4)	+automatic transmission			7.1213 T20	
All engines	+cruise control, +manual transmission, kit, with cable			7.1213K T20	

				ENGINE
2.0 HDi 120 4x4	Diesel	88	01/10->	RHK (DW10UTED4)


Engine	Information	S10	T10	T20 - T23	T22 - T25
All engines		7.0130			7.1192 T22
All engines	no specific info conc. application available		7.6217, 7.6218		
All engines	+automatic transmission			7.1213 T20	
All engines	+manual transmission, kit			7.1213K T20	

				ENGINE
2.0 HDi 130	Diesel	94	03/11->	AHZ (DW10CD), DW10CD

Engine	Information	S10	T10	T20 - T23	T22 - T25
Eng. DW10CD	COL:grey, spanner size 21, switch press. 0.5 bar, thread M16x1.5	7.0116			

S10 OIL PRESSURE WARNING LIGHT SWITCH	T10 REVERSING LIGHT SWITCH	T20 BRAKE LIGHT SWITCH
T22 SWITCH CLUTCH CONTROL (CRUISE CONTROL)	T23 SWITCH BRAKE ACTUATION (ENGINE TIMING)	T25 SWITCH CLUTCH CONTROL (ENGINE CONTROL)

FUNCTIONS ON THE VEHICLE

Vehicle	alim.	kW	Date	Engine	 S10	 T10	 T20 - T23	 T22 - T25
---------	-------	----	------	--------	---	---	--	---

				ENGINE
2.0 HdI 130	Diesel	94	03/11->	AHZ (DW10CD), DW10CD

Engine	Information	S10	T10	T20 - T23	T22 - T25
Eng. AHZ (DW10CD)		7.0130			
All engines	no specific info conc. application available, spanner size 22, thread M14x1.5		7.6217		
Eng. AHZ (DW10CD)	no specific info conc. application available		7.6218		
Eng. AHZ (DW10CD)	+automatic transmission			7.1213	T20
All engines	+manual transmission, kit, with cable			7.1213K	T20
All engines					7.1192 T22

				ENGINE
2.0 HdI 130 4x4	Diesel	94	01/12->	AHZ (DW10CD)

Engine	Information	S10	T10	T20 - T23	T22 - T25
All engines		7.0130			7.1192 T22
All engines	no specific info conc. application available		7.6217, 7.6218		
All engines	+automatic transmission			7.1213	T20
All engines	+manual transmission, kit			7.1213K	T20

				ENGINE
2.0 HdI 140	Diesel	100	01/07->	DW10BTED4, RHR (DW10BTED4)

Engine	Information	S10	T10	T20 - T23	T22 - T25
Eng. DW10BTED4	COL:grey, spanner size 21, switch press. 0.5 bar, thread M16x1.5	7.0116			
Eng. RHR (DW10BTED4)		7.0130			7.1192 T22
All engines	no specific info conc. application available, spanner size 22, thread M14x1.5		7.6217		
Eng. RHR (DW10BTED4)	no specific info conc. application available		7.6218		
Eng. DW10BTED4	-cruise control			7.1091	T20
Eng. RHR (DW10BTED4)	+automatic transmission			7.1213	T20
All engines	+cruise control, +manual transmission, kit, with cable			7.1213K	T20

				ENGINE
2.0 HdI 165	Diesel	120	09/09->	DW10CTED4, RHH (DW10CTED4)

Engine	Information	S10	T10	T20 - T23	T22 - T25
Eng. DW10CTED4	COL:grey, spanner size 21, switch press. 0.5 bar, thread M16x1.5	7.0116			
Eng. RHH (DW10CTED4)		7.0130			7.1192 T22
All engines	no specific info conc. application available, spanner size 22, thread M14x1.5		7.6217		
Eng. RHH (DW10CTED4)	no specific info conc. application available		7.6218		
Eng. DW10CTED4	-cruise control			7.1091	T20
Eng. RHH (DW10CTED4)	+automatic transmission			7.1213	T20
All engines	+cruise control, +manual transmission, kit, with cable			7.1213K	T20

EXPERT II TEPEE

				ENGINE
1.6 HdI 90 16V	Diesel	66	01/07->	9HU (DV6UTED4), DV6UTED4


Engine	Information	S10	T10	T20 - T23	T22 - T25
Eng. DV6UTED4	COL:grey, spanner size 21, switch press. 0.5 bar, thread M16x1.5	7.0116			
Eng. 9HU (DV6UTED4)		7.0130			7.1192 T22
Eng. 9HU (DV6UTED4)	no specific info conc. application available		7.6217		
All engines	COL:grey, no specific info conc. application available		7.6218		
Eng. DV6UTED4	-cruise control			7.1091	T20
Eng. 9HU (DV6UTED4)	+automatic transmission			7.1213	T20
All engines	+cruise control, +manual transmission, kit, with cable			7.1213K	T20

				ENGINE
1.6 HdI 90 8V	Diesel	66	01/07->	9HH (DV6DUM), 9HM (DV6UC), DV6DU, DV6DUM, DV6UC

Engine	Information	S10	T10	T20 - T23	T22 - T25
Eng. DV6DU, DV6DUM, DV6UC	COL:grey, spanner size 21, switch press. 0.5 bar, thread M16x1.5	7.0116			
Eng. 9HH (DV6DUM), 9HM (DV6UC)		7.0130			
Eng. 9HH (DV6DUM), 9HM (DV6UC)	no specific info conc. application available		7.6217		
All engines	COL:grey, no specific info conc. application available, t.tnr. BE4		7.6218		

S10 OIL PRESSURE WARNING LIGHT SWITCH	T10 REVERSING LIGHT SWITCH	T20 BRAKE LIGHT SWITCH
T22 SWITCH CLUTCH CONTROL (CRUISE CONTROL)	T23 SWITCH BRAKE ACTUATION (ENGINE TIMING)	T25 SWITCH CLUTCH CONTROL (ENGINE CONTROL)

FUNCTIONS ON THE VEHICLE

Vehicle	alim.	kW	Date	Engine	 S10	 T10	 T20 - T23	 T22 - T25
---------	-------	----	------	--------	---	---	--	---

ENGINE				
1.6 HDi 90 8V	Diesel	66	01/07->	9HH (DV6DUM), 9HM (DV6UC), DV6DU, DV6DUM, DV6UC

Engine	Information	S10	T10	T20 - T23	T22 - T25
Eng. 9HH (DV6DUM), 9HM (DV6UC)	+automatic transmission			7.1213 T20	
All engines	+manual transmission, kit, with cable			7.1213K T20	
All engines					7.1192 T22

ENGINE				
2.0 16V	Petrol	103	01/07->	EW10A, RFH (EW10A), RFJ (EW10A)

Engine	Information	S10	T10	T20 - T23	T22 - T25
Eng. EW10A	COL:grey, spanner size 21, switch press. 0.5 bar, thread M16x1.5	7.0116			
Eng. RFH (EW10A), RFJ (EW10A)		7.0130			7.1192 T22
Eng. RFH (EW10A), RFJ (EW10A)	no specific info conc. application available		7.6217		
All engines	COL:grey, no specific info conc. application available		7.6218		
Eng. EW10A	-cruise control			7.1091 T20	
Eng. RFH (EW10A), RFJ (EW10A)	+automatic transmission			7.1213 T20	
All engines	+cruise control, +manual transmission, kit, with cable			7.1213K T20	

ENGINE				
2.0 HDi 100	Diesel	72	03/11->	AHY (DW10CE), DW10CE

Engine	Information	S10	T10	T20 - T23	T22 - T25
Eng. DW10CE	COL:grey, spanner size 21, switch press. 0.5 bar, thread M16x1.5	7.0116			
Eng. AHY (DW10CE)		7.0130			7.1192 T22
All engines	no specific info conc. application available, spanner size 22, thread M14x1.5		7.6217		
Eng. AHY (DW10CE)	no specific info conc. application available		7.6218		
Eng. AHY (DW10CE)	+automatic transmission			7.1213 T20	
All engines	+manual transmission, kit, with cable			7.1213K T20	

ENGINE				
2.0 HDi 120	Diesel	88	01/07->	DW10UTED4, RHK (DW10UTED4)

Engine	Information	S10	T10	T20 - T23	T22 - T25
Eng. DW10UTED4	COL:grey, spanner size 21, switch press. 0.5 bar, thread M16x1.5	7.0116			
Eng. RHK (DW10UTED4)		7.0130			7.1192 T22
Eng. DW10UTED4	COL:white, spanner size 22, thread M14x1.5		7.6108		
Eng. RHK (DW10UTED4)	no specific info conc. application available		7.6217, 7.6218		
Eng. DW10UTED4	-cruise control			7.1091 T20	
Eng. RHK (DW10UTED4)	+automatic transmission			7.1213 T20	
All engines	+cruise control, +manual transmission, kit, with cable			7.1213K T20	

ENGINE				
2.0 HDi 120 4x4	Diesel	88	01/07->	RHK (DW10UTED4)

Engine	Information	S10	T10	T20 - T23	T22 - T25
All engines		7.0130			7.1192 T22
All engines	no specific info conc. application available		7.6217, 7.6218		
All engines	+automatic transmission			7.1213 T20	
All engines	+manual transmission, kit			7.1213K T20	

ENGINE				
2.0 HDi 130	Diesel	94	03/11->	AHZ (DW10CD), DW10CD

Engine	Information	S10	T10	T20 - T23	T22 - T25
Eng. DW10CD	COL:grey, spanner size 21, switch press. 0.5 bar, thread M16x1.5	7.0116			
Eng. AHZ (DW10CD)		7.0130			
All engines	no specific info conc. application available, spanner size 22, thread M14x1.5		7.6217		
Eng. AHZ (DW10CD)	no specific info conc. application available		7.6218		
Eng. AHZ (DW10CD)	+automatic transmission			7.1213 T20	
All engines	+manual transmission, kit, with cable			7.1213K T20	
All engines					7.1192 T22

S10 OIL PRESSURE WARNING LIGHT SWITCH	T10 REVERSING LIGHT SWITCH	T20 BRAKE LIGHT SWITCH
T22 SWITCH CLUTCH CONTROL (CRUISE CONTROL)	T23 SWITCH BRAKE ACTUATION (ENGINE TIMING)	T25 SWITCH CLUTCH CONTROL (ENGINE CONTROL)

FUNCTIONS ON THE VEHICLE

Vehicle	alim.	kW	Date	Engine	 S10	 T10	 T20 - T23	 T22 - T25
---------	-------	----	------	--------	---	---	--	---

				ENGINE
2.0 HDi 130 4x4	Diesel	94	03/11->	AHZ (DW10CD)

Engine	Information	S10	T10	T20 - T23	T22 - T25
All engines		7.0130			7.1192 T22
All engines	no specific info conc. application available		7.6217, 7.6218		
All engines	+automatic transmission			7.1213 T20	
All engines	+manual transmission, kit			7.1213K T20	

				ENGINE
2.0 HDi 140	Diesel	100	01/07->	DW10BTED4, RHR (DW10BTED4)

Engine	Information	S10	T10	T20 - T23	T22 - T25
Eng. DW10BTED4	COL:grey, spanner size 21, switch press. 0.5 bar, thread M16x1.5	7.0116			
Eng. RHR (DW10BTED4)		7.0130			7.1192 T22
All engines	no specific info conc. application available, spanner size 22, thread M14x1.5		7.6217		
Eng. RHR (DW10BTED4)	no specific info conc. application available		7.6218		
Eng. DW10BTED4	-cruise control			7.1091 T20	
Eng. RHR (DW10BTED4)	+automatic transmission			7.1213 T20	
All engines	+cruise control, +manual transmission, kit, with cable			7.1213K T20	

				ENGINE
2.0 HDi 165	Diesel	120	09/09->	DW10CTED4, RHH (DW10CTED4)

Engine	Information	S10	T10	T20 - T23	T22 - T25
Eng. DW10CTED4	COL:grey, spanner size 21, switch press. 0.5 bar, thread M16x1.5	7.0116			
Eng. RHH (DW10CTED4)		7.0130			
All engines	no specific info conc. application available, spanner size 22, thread M14x1.5		7.6217		
Eng. RHH (DW10CTED4)	no specific info conc. application available		7.6218		
All engines	+automatic transmission, aut.			7.1213 T20	
All engines	+manual transmission, kit, man., with cable			7.1213K T20	
All engines					7.1192 T22

EXPERT III

				ENGINE
1.6 BlueHDi 115	Diesel	85	04/16->	DV6FCU

Engine	Information	S10	T10	T20 - T23	T22 - T25
All engines	spanner size 22, thread M14x1.5		7.6217		
All engines				7.1286 T20	
All engines	COL:grey, -keyless Entry/Go system				7.1210 T22

				ENGINE
1.6 BlueHDi 95	Diesel	70	04/16->	DV6FDU

Engine	Information	S10	T10	T20 - T23	T22 - T25
All engines	COL:grey		7.6218		
All engines				7.1286 T20	
All engines	COL:grey, -keyless Entry/Go system				7.1210 T22

				ENGINE
2.0 BlueHDi 120	Diesel	90	04/16->	DW10FE

Engine	Information	S10	T10	T20 - T23	T22 - T25
All engines	spanner size 22, thread M14x1.5		7.6217		
All engines				7.1286 T20	
All engines	COL:grey, -keyless Entry/Go system				7.1210 T22

				ENGINE
2.0 BlueHDi 150	Diesel	110	04/16->	DW10FD

Engine	Information	S10	T10	T20 - T23	T22 - T25
All engines	spanner size 22, thread M14x1.5		7.6217		
All engines				7.1286 T20	
All engines	COL:grey, -keyless Entry/Go system				7.1210 T22

				ENGINE
2.0 BlueHDi 180	Diesel	130	04/16->	DW10FC

Engine	Information	S10	T10	T20 - T23	T22 - T25
All engines				7.1286 T20	

S10	OIL PRESSURE WARNING LIGHT SWITCH	T10	REVERSING LIGHT SWITCH	T20	BRAKE LIGHT SWITCH
T22	SWITCH CLUTCH CONTROL (CRUISE CONTROL)	T23	SWITCH BRAKE ACTUATION (ENGINE TIMING)	T25	SWITCH CLUTCH CONTROL (ENGINE CONTROL)

FUNCTIONS ON THE VEHICLE

Vehicle	alim.	kW	Date	Engine	 S10	 T10	 T20 - T23	 T22 - T25
---------	-------	----	------	--------	---	---	--	---

ION

Electric	Electric	35	11/10->	ENGINE --, Y4F1
----------	----------	----	---------	--------------------

Engine	Information	S10	T10	T20 - T23	T22 - T25
All engines	Conn. nr. 2			7.1178 T20	

Electric	Electric	47	11/10->	ENGINE --, Y4F1
----------	----------	----	---------	--------------------

Engine	Information	S10	T10	T20 - T23	T22 - T25
All engines	Conn. nr. 2			7.1178 T20	

Electric	Electric	49	10/14->	ENGINE Y4F1
----------	----------	----	---------	----------------

Engine	Information	S10	T10	T20 - T23	T22 - T25
All engines	Conn. nr. 2			7.1178 T20	

PARTNER I

1.1	Petrol	44	06/96->	ENGINE HDY (TU1M), HDZ (TU1M), HFX (TU1JP), TU1JP, TU1M+
-----	--------	----	---------	---

Engine	Information	S10	T10	T20 - T23	T22 - T25
Eng. HDY (TU1M), HDZ (TU1M), TU1M+	COL:black, spanner size 21, switch press. 0.6 bar, thread 16X1.50	7.0021			
Eng. TU1JP	COL:black, COL:grey, spanner size 21, switch press. 0.5 bar, thread M16x1.5	7.0116			
Eng. HFX (TU1JP)		7.0130			
All engines	-> 01/11/99, -> 28/11/99, COL:white, spanner size 22MM, t.tnr. MA, thread M14x1.5		7.6099		
Eng. TU1JP, TU1M+	-> 01/11/99, COL:white, spanner size 22, t.tnr. BE3/BE3R, thread M14x1.5		7.6108		
All engines	01/12/99 ->, 29/11/99 ->, spanner size 22, t.tnr. MA, thread M14x1.5		7.6217		
Eng. TU1JP, TU1M+	01/12/99 ->, COL:grey, t.tnr. BE3R, t.tnr. BE3R/BE4R, t.tnr. BE4R		7.6218		
All engines	-> 01/06/03, -> 31/08/02, LHD			7.1091 T20	
Eng. HDY (TU1M), HDZ (TU1M), HFX (TU1JP)	01/09/02 ->			7.1194 T20	
Eng. TU1JP, TU1M+	01/07/03 ->, LHD, RHD			7.1197 T20	
All engines	-> 01/06/03, -> 31/08/02, RHD			7.1217 T20	
Eng. TU1JP	COL:grey, t.tnr. MA				7.1210 T22
Eng. HFX (TU1JP), TU1JP	01/09/02 ->, COL:brown, t.tnr. BE4R				7.1219 T22

1.1 BiFuel	Petrol/ Petroleum Gas (LPG)	44	06/96-08/00	ENGINE TU1M+
------------	-----------------------------------	----	-------------	-----------------

Engine	Information	S10	T10	T20 - T23	T22 - T25
All engines	COL:black, spanner size 21, switch press. 0.6 bar, thread 16X1.50	7.0021			
All engines	-> 01/11/99, COL:white, spanner size 22MM, t.tnr. MA, thread M14x1.5		7.6099		
All engines	-> 01/11/99, COL:white, spanner size 22, t.tnr. BE3/BE3R, thread M14x1.5		7.6108		
All engines	01/12/99 ->, spanner size 22, t.tnr. MA, thread M14x1.5		7.6217		
All engines	01/12/99 ->, COL:grey, t.tnr. BE3R		7.6218		
All engines				7.1091 T20	

1.4	Petrol	48	10/05-12/10	ENGINE TU3JP
-----	--------	----	-------------	-----------------

Engine	Information	S10	T10	T20 - T23	T22 - T25
All engines	COL:black, COL:grey, spanner size 21, switch press. 0.5 bar, thread M16x1.5	7.0116			
All engines	spanner size 22, t.tnr. MA, thread M14x1.5		7.6217		
All engines	COL:grey, t.tnr. BE4R		7.6218		
All engines				7.1197 T20	
All engines	COL:grey, t.tnr. MA				7.1210 T22
All engines	COL:brown, t.tnr. BE4R				7.1219 T22

1.4	Petrol	54	11/02-10/06	ENGINE KFW (TU3JP), TU3JP
-----	--------	----	-------------	------------------------------

Engine	Information	S10	T10	T20 - T23	T22 - T25
Eng. TU3JP	COL:black, euro 2, spanner size 21, switch press. 0.6 bar, thread 16X1.50	7.0021			
Eng. TU3JP	COL:grey, euro 3 (D3), spanner size 21, switch press. 0.5 bar, thread M16x1.5	7.0116			
Eng. KFW (TU3JP)		7.0130			

S10 OIL PRESSURE WARNING LIGHT SWITCH	T10 REVERSING LIGHT SWITCH	T20 BRAKE LIGHT SWITCH
T22 SWITCH CLUTCH CONTROL (CRUISE CONTROL)	T23 SWITCH BRAKE ACTUATION (ENGINE TIMING)	T25 SWITCH CLUTCH CONTROL (ENGINE CONTROL)

Vehicle	alim.	kW	Date	Engine	 S10	 T10	 T20 - T23	 T22 - T25
---------	-------	----	------	--------	---	---	--	---

ENGINE				
1.4	Petrol	54	11/02-10/06	KFW (TU3JP), TU3JP

Engine	Information	S10	T10	T20 - T23	T22 - T25
All engines	spanner size 22, t.tnr. MA, thread M14x1.5		7.6217		
Eng. TU3JP	COL:grey, t.tnr. BE4R		7.6218		
Eng. TU3JP	-> 01/06/03, LHD			7.1091 T20	
All engines	01/07/03 ->, LHD, RHD			7.1197 T20	
Eng. TU3JP	-> 01/06/03, RHD			7.1217 T20	
All engines	COL:grey, t.tnr. MA				7.1210 T22
Eng. TU3JP	COL:brown, t.tnr. BE4R				7.1219 T22

ENGINE				
1.4	Petrol	55	06/96-12/15	KFX (TU3JP), KFX (TU3JP), TU32, TU3A, TU3JP

Engine	Information	S10	T10	T20 - T23	T22 - T25
Eng. KFX (TU3JP), TU32, TU3A, TU3JP	COL:black, euro 2, spanner size 21, switch press. 0.6 bar, thread 16x1.50	7.0021			
Eng. TU3A, TU3JP	COL:black, COL:grey, euro 3 (D3), spanner size 21, switch press. 0.5 bar, thread M16x1.5	7.0116			
Eng. KFW (TU3JP)		7.0130			
All engines	-> 01/11/99, -> 28/11/99, -> org. 08420, COL:white, spanner size 22MM, t.tnr. MA, thread M14x1.5		7.6099		
Eng. TU32, TU3A, TU3JP	-> 01/11/99, -> org. 08420, COL:white, spanner size 22, t.tnr. BE3/BE3R, thread M14x1.5		7.6108		
All engines	01/12/99 ->, 29/11/99 ->, org. 08421 ->, spanner size 22, t.tnr. MA, thread M14x1.5		7.6217		
Eng. TU32, TU3A, TU3JP	01/12/99 ->, COL:grey, org. 08421 ->, t.tnr. BE3R, t.tnr. BE3R/BE4R, t.tnr. BE4R		7.6218		
All engines	-> 01/06/03, -> 31/08/02, LHD			7.1091 T20	
Eng. KFW (TU3JP), TU32, TU3A, TU3JP	01/07/03 ->, 01/09/02 ->, LHD, RHD			7.1197 T20	
All engines	-> 01/06/03, -> 31/08/02, RHD			7.1217 T20	
Eng. KFW (TU3JP), TU32, TU3A, TU3JP	COL:grey, t.tnr. MA				7.1210 T22
Eng. KFW (TU3JP), TU32, TU3A, TU3JP	COL:brown, t.tnr. BE4R				7.1219 T22

ENGINE				
1.4 BiFuel	Petrol/ Natural Gas (CNG)	55	04/03-10/06	TU3JP

Engine	Information	S10	T10	T20 - T23	T22 - T25
All engines	COL:black, COL:grey, spanner size 21, switch press. 0.5 bar, thread M16x1.5	7.0116			
All engines	spanner size 22, t.tnr. MA, thread M14x1.5		7.6217		
All engines	COL:grey, t.tnr. BE4R		7.6218		
All engines				7.1197 T20	
All engines	COL:grey, t.tnr. MA				7.1210 T22
All engines	COL:brown, t.tnr. BE4R				7.1219 T22

ENGINE				
1.4 CNG	CNG	55	11/02-10/06	TU3JPCNG


Engine	Information	S10	T10	T20 - T23	T22 - T25
All engines	COL:grey, spanner size 21, switch press. 0.5 bar, thread M16x1.5	7.0116			
All engines	spanner size 22, t.tnr. MA, thread M14x1.5		7.6217		
All engines	COL:grey, t.tnr. BE4R		7.6218		
All engines				7.1197 T20	
All engines	COL:grey, t.tnr. MA				7.1210 T22
All engines	COL:brown, t.tnr. BE4R				7.1219 T22

ENGINE				
1.6	Petrol	80	09/00->	N6A (TU5JP4), NFU (TU5JP4), TU5JP4

Engine	Information	S10	T10	T20 - T23	T22 - T25
Eng. TU5JP4	COL:black, COL:grey, spanner size 21, switch press. 0.5 bar, thread M16x1.5	7.0116			
Eng. N6A (TU5JP4), NFU (TU5JP4)		7.0130			
Eng. TU5JP4	spanner size 22, t.tnr. MA, thread M14x1.5		7.6217		
All engines	COL:grey, t.tnr. BE3R/BE4R		7.6218		
Eng. NFU (TU5JP4), TU5JP4	-> 01/11/03, -> 31/08/02, LHD			7.1091 T20	
Eng. NFU (TU5JP4)	01/09/02 ->, pole nr. 2			7.1194 T20	
Eng. NFU (TU5JP4), TU5JP4	01/09/02 ->, 01/12/03 ->, LHD, pole nr. 4, RHD			7.1197 T20	
Eng. N6A (TU5JP4)	-> 03/10/10, 18/03/08 ->			7.1213 T20	

S10	OIL PRESSURE WARNING LIGHT SWITCH	T10	REVERSING LIGHT SWITCH	T20	BRAKE LIGHT SWITCH
T22	SWITCH CLUTCH CONTROL (CRUISE CONTROL)	T23	SWITCH BRAKE ACTUATION (ENGINE TIMING)	T25	SWITCH CLUTCH CONTROL (ENGINE CONTROL)

FUNCTIONS ON THE VEHICLE

Vehicle	alim.	kW	Date	Engine	 S10	 T10	 T20 - T23	 T22 - T25
---------	-------	----	------	--------	---	---	--	---

ENGINE				
1.6	Petrol	80	09/00->	N6A (TU5JP4), NFU (TU5JP4), TU5JP4

Engine	Information	S10	T10	T20 - T23	T22 - T25
Eng. N6A (TU5JP4)	-> 17/03/08, kit			7.1213K T20	
Eng. NFU (TU5JP4), TU5JP4	-> 01/11/03, -> 31/08/02, RHD			7.1217 T20	
Eng. N6A (TU5JP4)	04/10/10 ->			7.1283 T20	
All engines	08/12/03 ->, 30/05/05 ->, COL:grey, LHD, RHD, see connection type, t.tnr. MA				7.1210 T22
Eng. N6A (TU5JP4), NFU (TU5JP4)	08/12/03 ->, LHD, see connection type				7.1214 T22
All engines	-> 07/12/03, -> 29/05/05, COL:brown, LHD, RHD, t.tnr. BE4R				7.1219 T22

ENGINE				
1.6 16V	Petrol	80	07/01-03/08	NFU (TU5JP4), TU5JP4

Engine	Information	S10	T10	T20 - T23	T22 - T25
Eng. TU5JP4	COL:black, COL:grey, spanner size 21, switch press. 0.5 bar, thread M16x1.5	7.0116			
Eng. NFU (TU5JP4)		7.0130			
Eng. TU5JP4	spanner size 22, t.tnr. MA, thread M14x1.5		7.6217		
All engines	COL:grey, t.tnr. BE3R/BE4R		7.6218		
All engines	-> 01/11/03, -> 31/08/02, LHD			7.1091 T20	
Eng. NFU (TU5JP4)	01/09/02 ->, pole nr. 2			7.1194 T20	
All engines	01/09/02 ->, 01/12/03 ->, LHD, pole nr. 4, RHD			7.1197 T20	
All engines	-> 01/11/03, -> 31/08/02, RHD			7.1217 T20	
All engines	08/12/03 ->, 30/05/05 ->, COL:grey, LHD, RHD, see connection type, t.tnr. MA				7.1210 T22
Eng. NFU (TU5JP4)	08/12/03 ->, LHD, see connection type				7.1214 T22
All engines	-> 07/12/03, -> 29/05/05, COL:brown, LHD, RHD, t.tnr. BE4R				7.1219 T22

ENGINE				
1.6 Bioflex	Petrol/Ethanol	80	09/00-10/02	TU5JP4

Engine	Information	S10	T10	T20 - T23	T22 - T25
All engines	COL:black, COL:grey, spanner size 21, switch press. 0.5 bar, thread M16x1.5	7.0116			
All engines	spanner size 22, t.tnr. MA, thread M14x1.5		7.6217		
All engines	COL:grey, t.tnr. BE3R/BE4R		7.6218		
All engines				7.1091 T20	

ENGINE				
1.6 BlueHDI	Diesel	73	04/15->	DV6FD

Engine	Information	S10	T10	T20 - T23	T22 - T25
All engines	COL:grey		7.6218		
All engines				7.1283 T20	
All engines	COL:grey, LHD				7.1210 T22




ENGINE				
1.6 Flexfuel	Petrol/Ethanol	80	09/00-10/02	NFU (TU5JP4), TU5JP4

Engine	Information	S10	T10	T20 - T23	T22 - T25
Eng. TU5JP4	COL:black, COL:grey, spanner size 21, switch press. 0.5 bar, thread M16x1.5	7.0116			
Eng. NFU (TU5JP4)		7.0130			
Eng. TU5JP4	spanner size 22, t.tnr. MA, thread M14x1.5		7.6217		
All engines	COL:grey, t.tnr. BE3R/BE4R		7.6218		
All engines	-> 31/08/02, LHD			7.1091 T20	
Eng. NFU (TU5JP4)	01/09/02 ->, pole nr. 2			7.1194 T20	
Eng. NFU (TU5JP4)	01/09/02 ->, pole nr. 4			7.1197 T20	
Eng. NFU (TU5JP4)	-> 31/08/02, RHD			7.1217 T20	
Eng. NFU (TU5JP4)	08/12/03 ->, 30/05/05 ->, LHD, RHD, see connection type				7.1210 T22
Eng. NFU (TU5JP4)	08/12/03 ->, LHD, see connection type				7.1214 T22
Eng. NFU (TU5JP4)	-> 07/12/03, -> 29/05/05, LHD, RHD				7.1219 T22

ENGINE				
1.6 HDi	Diesel	55	08/05-07/08	DV6BTE4

Engine	Information	S10	T10	T20 - T23	T22 - T25
All engines	COL:black, COL:grey, spanner size 21, switch press. 0.5 bar, thread M16x1.5	7.0116			
All engines	spanner size 22, t.tnr. MA, thread M14x1.5		7.6217		
All engines	COL:grey, t.tnr. BE4R		7.6218		
All engines				7.1197 T20	

S10	OIL PRESSURE WARNING LIGHT SWITCH	T10	REVERSING LIGHT SWITCH	T20	BRAKE LIGHT SWITCH
T22	SWITCH CLUTCH CONTROL (CRUISE CONTROL)	T23	SWITCH BRAKE ACTUATION (ENGINE TIMING)	T25	SWITCH CLUTCH CONTROL (ENGINE CONTROL)

Vehicle	alim.	kW	Date	Engine	 S10	 T10	 T20 - T23	 T22 - T25
---------	-------	----	------	--------	---	---	--	---

ENGINE				
1.6 HDi	Diesel	55	08/05-07/08	DV6BTE4

Engine	Information	S10	T10	T20 - T23	T22 - T25
All engines	COL:grey, t.tnr. MA				7.1210 T22
All engines	COL:brown, t.tnr. BE4R				7.1219 T22

ENGINE				
1.6 HDi	Diesel	68	08/05->	DV6AUTE4, DV6DTE4

Engine	Information	S10	T10	T20 - T23	T22 - T25
All engines	COL:grey, spanner size 21, switch press. 0.5 bar, thread M16x1.5	7.0116			
Eng. DV6DTE4	spanner size 22, t.tnr. MA, thread M14x1.5		7.6217		
All engines	COL:grey, t.tnr. BE4R		7.6218		
Eng. DV6DTE4				7.1197 T20	
Eng. DV6AUTE4				7.1283 T20	
All engines	COL:grey, LHD, RHD, t.tnr. MA				7.1210 T22
Eng. DV6DTE4	COL:brown, t.tnr. BE4R				7.1219 T22

ENGINE				
1.6 HDi 75	Diesel	55	08/05->	9HW (DV6BTE4), DV6B, DV6BTE4, DV6ETE4 M

Engine	Information	S10	T10	T20 - T23	T22 - T25
Eng. DV6B, DV6BTE4, DV6ETE4 M	COL:black, COL:grey, spanner size 21, switch press. 0.5 bar, thread M16x1.5	7.0116			
Eng. 9HW (DV6BTE4), DV6B		7.0130			
Eng. DV6B, DV6BTE4, DV6ETE4 M	spanner size 22, t.tnr. MA, thread M14x1.5		7.6217		
All engines	COL:grey, t.tnr. BE4R		7.6218		
All engines				7.1197 T20	
All engines	COL:grey, t.tnr. MA				7.1210 T22
Eng. DV6B, DV6BTE4, DV6ETE4 M	COL:brown, t.tnr. BE4R				7.1219 T22

ENGINE				
1.6 HDi 90	Diesel	66	10/05-12/15	9HX (DV6ATE4), DV6ATE4

Engine	Information	S10	T10	T20 - T23	T22 - T25
Eng. DV6ATE4	COL:black, COL:grey, spanner size 21, switch press. 0.5 bar, thread M16x1.5	7.0116			
Eng. 9HX (DV6ATE4)		7.0130			
Eng. DV6ATE4	spanner size 22, t.tnr. MA, thread M14x1.5		7.6217		
All engines	COL:grey, t.tnr. BE4R		7.6218		
All engines				7.1197 T20	
All engines	COL:grey, t.tnr. MA				7.1210 T22
Eng. DV6ATE4	COL:brown, t.tnr. BE4R				7.1219 T22

ENGINE				
1.8	Petrol	66	03/97-12/03	LFX (XU7JB), XU7JB


Engine	Information	S10	T10	T20 - T23	T22 - T25
All engines	-> 03/05/98, COL:black, COL:grey, spanner size 21, switch press. 0.5 bar, thread M16x1.5	7.0116			
Eng. LFX (XU7JB)	04/05/98 ->	7.0130			
Eng. XU7JB	-> 01/06/00, -> 01/11/99, COL:white, spanner size 22MM, thread M14x1.5		7.6099		
All engines	-> 01/07/98, -> 28/11/99, COL:white, spanner size 22, t.tnr. BE3, thread M14x1.5		7.6108		
Eng. XU7JB	01/07/00 ->, 01/12/99 ->, spanner size 22, thread M14x1.5		7.6217		
All engines	01/09/98 ->, 29/11/99 ->, COL:grey, t.tnr. BE3R		7.6218		
All engines	LHD			7.1091 T20	
Eng. LFX (XU7JB)	RHD			7.1217 T20	
Eng. XU7JB	COL:grey, t.tnr. MA				7.1210 T22
Eng. XU7JB	COL:brown, t.tnr. BE4R				7.1219 T22

ENGINE				
1.8 D	Diesel	43	06/96->	161A (XUD7), A9A (XUD7), XUD7

Engine	Information	S10	T10	T20 - T23	T22 - T25
All engines	-> 29/04/98, COL:black, COL:grey, spanner size 21, switch press. 0.5 bar, thread M16x1.5	7.0116			
Eng. 161A (XUD7), A9A (XUD7)	30/04/98 ->	7.0130			
Eng. XUD7	-> 01/11/99, COL:white, spanner size 22MM, t.tnr. MA, thread M14x1.5		7.6099		
All engines	-> 01/11/99, -> 28/11/99, COL:white, spanner size 22, t.tnr. BE3/BE3R, thread M14x1.5		7.6108		
Eng. XUD7	01/12/99 ->, spanner size 22, t.tnr. MA, thread M14x1.5		7.6217		

S10 OIL PRESSURE WARNING LIGHT SWITCH	T10 REVERSING LIGHT SWITCH	T20 BRAKE LIGHT SWITCH
T22 SWITCH CLUTCH CONTROL (CRUISE CONTROL)	T23 SWITCH BRAKE ACTUATION (ENGINE TIMING)	T25 SWITCH CLUTCH CONTROL (ENGINE CONTROL)

FUNCTIONS ON THE VEHICLE

Vehicle	alim.	kW	Date	Engine	 S10	 T10	 T20 - T23	 T22 - T25
---------	-------	----	------	--------	---	---	--	---

ENGINE				
1.8 D	Diesel	43	06/96->	161A (XUD7), A9A (XUD7), XUD7

Engine	Information	S10	T10	T20 - T23	T22 - T25
All engines	01/12/99 ->, 29/11/99 ->, COL:grey, t.tnr. BE3R		7.6218		
All engines	LHD			7.1091 T20	
Eng. 161A (XUD7), A9A (XUD7)	RHD			7.1217 T20	
Eng. XUD7	COL:grey, t.tnr. MA				7.1210 T22
Eng. XUD7	COL:brown, t.tnr. BE4R				7.1219 T22

ENGINE				
1.8 D	Diesel	44	11/96-02/98	A9A (XUD7), XUD7

Engine	Information	S10	T10	T20 - T23	T22 - T25
All engines	-> 29/04/98, COL:black, spanner size 21, switch press. 0.5 bar, thread M16x1.5	7.0116			
Eng. A9A (XUD7)	30/04/98 ->	7.0130			
Eng. XUD7	COL:white, spanner size 22MM, t.tnr. MA, thread M14x1.5		7.6099		
All engines	-> 28/11/99, COL:white, spanner size 22, t.tnr. BE3, thread M14x1.5		7.6108		
Eng. A9A (XUD7)	29/11/99 ->		7.6218		
All engines	LHD			7.1091 T20	
All engines	RHD			7.1217 T20	

ENGINE				
1.9 D	Diesel	50	05/96-12/02	DJY (XUD9A), XUD9, XUD9A

Engine	Information	S10	T10	T20 - T23	T22 - T25
All engines	-> 29/04/98, COL:black, COL:grey, spanner size 21, switch press. 0.5 bar, thread M16x1.5	7.0116			
Eng. DJY (XUD9A)	30/04/98 ->	7.0130			
Eng. XUD9, XUD9A	-> 01/11/99, COL:white, spanner size 22MM, t.tnr. MA, thread M14x1.5		7.6099		
All engines	-> 01/11/99 -> 28/11/99, COL:white, spanner size 22, t.tnr. BE3/BE3R, thread M14x1.5		7.6108		
Eng. XUD9	01/12/99 ->, spanner size 22, t.tnr. MA, thread M14x1.5		7.6217		
Eng. DJY (XUD9A), XUD9	01/12/99 ->, 29/11/99 ->, COL:grey, t.tnr. BE3R		7.6218		
All engines	LHD			7.1091 T20	
All engines	RHD			7.1217 T20	
Eng. XUD9	COL:grey, t.tnr. MA				7.1210 T22
Eng. XUD9	COL:brown, t.tnr. BE4R				7.1219 T22

ENGINE				
1.9 D	Diesel	51	05/96-12/15	DJY (XUD9A), DW8, DW8B, WJY (DW8B), WJZ (DW8), XUD9

Engine	Information	S10	T10	T20 - T23	T22 - T25
Eng. DJY (XUD9A), DW8, DW8B, XUD9	-> 29/04/98, COL:black, COL:grey, spanner size 21, switch press. 0.5 bar, thread M16x1.5	7.0116			
Eng. DJY (XUD9A), WJY (DW8B), WJZ (DW8)	30/04/98 ->	7.0130			
Eng. DW8, DW8B, XUD9	-> 01/11/99, COL:white, spanner size 22MM, t.tnr. MA, thread M14x1.5		7.6099		
All engines	-> 01/11/99 -> 28/11/99, COL:white, spanner size 22, t.tnr. BE3/BE3R, thread M14x1.5		7.6108		
Eng. DW8, DW8B, XUD9	01/12/99 ->, spanner size 22, t.tnr. MA, thread M14x1.5		7.6217		
All engines	01/12/99 ->, 29/11/99 ->, COL:grey, t.tnr. BE3R, t.tnr. BE4R		7.6218		
All engines	-> 01/11/03, -> 31/08/02, LHD			7.1091 T20	
Eng. DW8, DW8B, WJY (DW8B)	01/09/02 ->, 01/12/03 ->, LHD, RHD			7.1194 T20	
All engines	-> 01/11/03, -> 31/08/02, RHD			7.1217 T20	
Eng. DW8, DW8B, XUD9	COL:grey, t.tnr. MA				7.1210 T22
Eng. DW8, DW8B, WJY (DW8B), XUD9	01/09/02 ->, COL:brown, t.tnr. BE4R				7.1219 T22



ENGINE				
1.9 D 4x4	Diesel	51	04/04-11/07	WJY (DW8B)

Engine	Information	S10	T10	T20 - T23	T22 - T25
All engines		7.0130	7.6218	7.1194 T20	7.1219 T22

ENGINE				
2.0 HDI	Diesel	66	02/00-07/08	DW10TD, RHY (DW10TD)

Engine	Information	S10	T10	T20 - T23	T22 - T25
Eng. DW10TD	COL:black, COL:grey, spanner size 21, switch press. 0.5 bar, thread M16x1.5	7.0116			
Eng. RHY (DW10TD)		7.0130			

S10 OIL PRESSURE WARNING LIGHT SWITCH	T10 REVERSING LIGHT SWITCH	T20 BRAKE LIGHT SWITCH
T22 SWITCH CLUTCH CONTROL (CRUISE CONTROL)	T23 SWITCH BRAKE ACTUATION (ENGINE TIMING)	T25 SWITCH CLUTCH CONTROL (ENGINE CONTROL)

Vehicle	alim.	kW	Date	Engine	 S10	 T10	 T20 - T23	 T22 - T25
---------	-------	----	------	--------	---	---	--	---

ENGINE				
2.0 HDI	Diesel	66	02/00-07/08	DW10TD, RHY (DW10TD)

Engine	Information	S10	T10	T20 - T23	T22 - T25
Eng. DW10TD	-> 01/06/00, COL:white, spanner size 22MM, t.tnr. MA, thread M14x1.5		7.6099		
Eng. RHY (DW10TD)	-> 28/11/99		7.6108		
Eng. DW10TD	01/07/00 ->, spanner size 22, t.tnr. MA, thread M14x1.5		7.6217		
All engines	29/11/99 ->, COL:grey, t.tnr. BE4R		7.6218		
All engines	-> 01/11/03, -> 31/08/02, LHD			7.1091 T20	
All engines	01/09/02 ->, 01/12/03 ->, LHD, RHD			7.1197 T20	
All engines	-> 01/11/03, -> 31/08/02, RHD			7.1217 T20	
All engines	08/12/03 ->, 30/05/05 ->, COL:grey, LHD, RHD, see connection type, t.tnr. MA				7.1210 T22
Eng. RHY (DW10TD)	08/12/03 ->, LHD, see connection type				7.1214 T22
All engines	-> 07/12/03, -> 29/05/05, COL:brown, LHD, RHD, t.tnr. BE4R				7.1219 T22

ENGINE				
2.0 HdI 4x4	Diesel	66	04/04-08/05	RHY (DW10TD)

Engine	Information	S10	T10	T20 - T23	T22 - T25
All engines		7.0130	7.6218	7.1197 T20	
All engines	08/12/03 ->, 30/05/05 ->, LHD, RHD, see connection type				7.1210 T22
All engines	08/12/03 ->, LHD, see connection type				7.1214 T22
All engines	-> 07/12/03, -> 29/05/05, LHD, RHD				7.1219 T22

ENGINE				
Electric	Electric	25	04/96-12/02	--, ELSA18

Engine	Information	S10	T10	T20 - T23	T22 - T25
Eng. ELSA18				7.1091 T20	
Eng. --				7.1194 T20	

ENGINE				
Electric	Electric	28	01/98-12/01	ELSA18

Engine	Information	S10	T10	T20 - T23	T22 - T25
All engines				7.1091 T20	

PARTNER II

ENGINE				
0.0 Electric	Electric	42	01/11-12/12	MD200175

Engine	Information	S10	T10	T20 - T23	T22 - T25
All engines				7.1283 T20	

ENGINE				
1.4	Petrol	55	08/08->	TU3JP

Engine	Information	S10	T10	T20 - T23	T22 - T25
All engines	COL:grey, spanner size 21, switch press. 0.5 bar, thread M16x1.5	7.0116			
All engines	spanner size 22, t.tnr. MA, thread M14x1.5		7.6217		
All engines	COL:grey, t.tnr. BE4R		7.6218		
All engines				7.1197 T20	
All engines	COL:grey, t.tnr. MA				7.1210 T22
All engines	COL:brown, t.tnr. BE4R				7.1219 T22

ENGINE				
1.6	Petrol	66	04/08->	NFR (TU5JP4B), TU5JP4B

Engine	Information	S10	T10	T20 - T23	T22 - T25
Eng. TU5JP4B	COL:grey, spanner size 21, switch press. 0.5 bar, thread M16x1.5	7.0116			
Eng. NFR (TU5JP4B)		7.0130			7.1210 T22
All engines	COL:grey		7.6218		
All engines	-> 03/07/11			7.1213 T20	
Eng. NFR (TU5JP4B)	04/07/11 ->			7.1283 T20	
Eng. TU5JP4B	COL:grey, LHD, RHD				7.1210 T25

ENGINE				
1.6	Petrol	72	11/10->	SFK (EP6CB), EP6CB

Engine	Information	S10	T10	T20 - T23	T22 - T25
All engines	COL:grey		7.6218		
All engines	-> 01/06/11, -> 03/07/11			7.1213 T20	
All engines	01/07/11 ->, 04/07/11 ->			7.1283 T20	
Eng. SFK (EP6CB)					7.1210 T22
Eng. EP6CB	COL:grey				7.1210 T25

S10 OIL PRESSURE WARNING LIGHT SWITCH	T10 REVERSING LIGHT SWITCH	T20 BRAKE LIGHT SWITCH
T22 SWITCH CLUTCH CONTROL (CRUISE CONTROL)	T23 SWITCH BRAKE ACTUATION (ENGINE TIMING)	T25 SWITCH CLUTCH CONTROL (ENGINE CONTROL)

FUNCTIONS ON THE VEHICLE

Vehicle	alim.	kW	Date	Engine	 S10	 T10	 T20 - T23	 T22 - T25
---------	-------	----	------	--------	---	---	--	---

				ENGINE
1.6	Petrol	80	04/08->	NFU (TU5JP4), TU5JP4

Engine	Information	S10	T10	T20 - T23	T22 - T25
Eng. TU5JP4	COL:grey, spanner size 21, switch press. 0.5 bar, thread M16x1.5	7.0116			
Eng. NFU (TU5JP4)		7.0130			7.1210 T22
All engines	COL:grey		7.6218		
All engines	-> 03/07/11			7.1213 T20	
Eng. NFU (TU5JP4)	04/07/11 ->			7.1283 T20	
Eng. TU5JP4	COL:grey, LHD, RHD				7.1210 T25

				ENGINE
1.6	Petrol	81	09/11->	TU5JP4

Engine	Information	S10	T10	T20 - T23	T22 - T25
All engines	COL:grey, spanner size 21, switch press. 0.5 bar, thread M16x1.5	7.0116			
All engines	COL:grey		7.6218		7.1210 T22
All engines				7.1283 T20	

				ENGINE
1.6	Petrol	88	04/10->	5FS (EP6C), EP6C

Engine	Information	S10	T10	T20 - T23	T22 - T25
All engines	COL:grey		7.6218		7.1210 T22
All engines	-> 03/07/11			7.1213 T20	
Eng. 5FS (EP6C)	04/07/11 ->			7.1283 T20	

				ENGINE
1.6 BlueHdi 100	Diesel	73	04/15->	BHY (DV6FD), DV6FD

Engine	Information	S10	T10	T20 - T23	T22 - T25
All engines	COL:grey		7.6218		
Eng. BHY (DV6FD)	-> 03/07/11			7.1213 T20	
All engines	04/07/11 ->			7.1283 T20	
Eng. BHY (DV6FD)					7.1210 T22

				ENGINE
1.6 BlueHdi 120	Diesel	88	04/15->	BHZ (DV6FC), DV6FC

Engine	Information	S10	T10	T20 - T23	T22 - T25
All engines	COL:grey		7.6218		
Eng. BHZ (DV6FC)	-> 03/07/11			7.1213 T20	
All engines	04/07/11 ->			7.1283 T20	
Eng. BHZ (DV6FC)					7.1210 T22

				ENGINE
1.6 HDi	Diesel	55	04/08->	9HT (DV6BTED4), 9HW (DV6BTED4), DV6BTED4, DV6BUTED4

Engine	Information	S10	T10	T20 - T23	T22 - T25
Eng. DV6BTED4, DV6BUTED4	COL:grey, spanner size 21, switch press. 0.5 bar, thread M16x1.5	7.0116			
Eng. 9HT (DV6BTED4), 9HW (DV6BTED4)		7.0130			
All engines	COL:grey		7.6218		
All engines	-> 01/06/11, -> 03/07/11, -> org. 12655			7.1213 T20	
Eng. 9HT (DV6BTED4), 9HW (DV6BTED4), DV6BTED4	01/07/11 ->, 04/07/11 ->, org. 12656 ->			7.1283 T20	
Eng. 9HT (DV6BTED4), 9HW (DV6BTED4), DV6BTED4	COL:grey				7.1210 T22
Eng. DV6BTED4, DV6BUTED4	COL:grey, LHD, RHD				7.1210 T25


				ENGINE
1.6 HDi	Diesel	66	12/11->	9HF (DV6DTE), DV6DTE

Engine	Information	S10	T10	T20 - T23	T22 - T25
Eng. DV6DTE	COL:grey, spanner size 21, -start-stop function, switch press. 0.5 bar, thread M16x1.5	7.0116			
Eng. 9HF (DV6DTE)	with cable	7.0199			
All engines	+start-stop function, without cable	7.0203			
All engines	COL:grey		7.6218		7.1210 T22
All engines	-> 03/07/11			7.1213 T20	
All engines	04/07/11 ->			7.1283 T20	

				ENGINE
1.6 HDi	Diesel	80	04/08->	9HZ (DV6TED4), DV6TED4

Engine	Information	S10	T10	T20 - T23	T22 - T25
Eng. DV6TED4	COL:grey, spanner size 21, switch press. 0.5 bar, thread M16x1.5	7.0116			

S10	OIL PRESSURE WARNING LIGHT SWITCH	T10	REVERSING LIGHT SWITCH	T20	BRAKE LIGHT SWITCH
T22	SWITCH CLUTCH CONTROL (CRUISE CONTROL)	T23	SWITCH BRAKE ACTUATION (ENGINE TIMING)	T25	SWITCH CLUTCH CONTROL (ENGINE CONTROL)

Vehicle	alim.	kW	Date	Engine	 S10	 T10	 T20 - T23	 T22 - T25
---------	-------	----	------	--------	---	---	--	---

ENGINE				
1.6 HDi	Diesel	80	04/08->	9HZ (DV6TED4), DV6TED4

Engine	Information	S10	T10	T20 - T23	T22 - T25
Eng. 9HZ (DV6TED4)		7.0130			7.1210 T22
All engines	COL:grey		7.6218		
All engines	-> 03/07/11			7.1213 T20	
Eng. 9HZ (DV6TED4)	04/07/11 ->			7.1283 T20	
Eng. DV6TED4	COL:grey				7.1210 T25

ENGINE				
1.6 HDi	Diesel	84	03/13->	9HL (DV6C), DV6C

Engine	Information	S10	T10	T20 - T23	T22 - T25
Eng. DV6C	COL:grey, spanner size 21, switch press. 0.5 bar, thread M16x1.5	7.0116			
Eng. 9HL (DV6C)		7.0130			
All engines	COL:grey		7.6218		7.1210 T22
Eng. 9HL (DV6C)	-> 03/07/11			7.1213 T20	
All engines	04/07/11 ->			7.1283 T20	

ENGINE				
1.6 HDi / BlueHDi 75	Diesel	55	07/11->	9HN (DV6ETED), BHW (DV6FE), DV6ETED, DV6ETED M, DV6FE

Engine	Information	S10	T10	T20 - T23	T22 - T25
Eng. DV6ETED, DV6ETED M	COL:grey, spanner size 21, -start-stop function, switch press. 0.5 bar, thread M16x1.5	7.0116			
Eng. 9HN (DV6ETED)		7.0130			
Eng. DV6ETED	+start-stop function	7.0203			
All engines	COL:grey		7.6218		
Eng. 9HN (DV6ETED), BHW (DV6FE)	-> 03/07/11			7.1213 T20	
All engines	04/07/11 ->			7.1283 T20	
All engines	COL:grey, LHD, RHD				7.1210 T22

ENGINE				
1.6 HDi 16V	Diesel	66	04/08->	9HS (DV6TED4BU), 9HX (DV6ATED4), DV6ATED4, DV6AUTED4, DV6TED4BU

Engine	Information	S10	T10	T20 - T23	T22 - T25
Eng. DV6ATED4, DV6AUTED4, DV6TED4BU	COL:grey, spanner size 21, switch press. 0.5 bar, thread M16x1.5	7.0116			
Eng. 9HS (DV6TED4BU), 9HX (DV6ATED4)		7.0130			7.1210 T22
All engines	COL:grey		7.6218		
All engines	-> 01/06/11, -> 03/07/11, -> org. 12655			7.1213 T20	
All engines	01/07/11 ->, 04/07/11 ->, org. 12656 ->			7.1283 T20	
Eng. DV6ATED4, DV6AUTED4, DV6TED4BU	COL:grey, LHD, RHD				7.1210 T25

ENGINE				
1.6 HDi 16V	Diesel	68	04/10->	DV6AUTED4

Engine	Information	S10	T10	T20 - T23	T22 - T25
All engines	COL:grey, spanner size 21, switch press. 0.5 bar, thread M16x1.5	7.0116			
All engines	COL:grey		7.6218		
All engines	-> 01/06/11, -> org. 12655			7.1213 T20	
All engines	01/07/11 ->, org. 12656 ->			7.1283 T20	
All engines	COL:grey, LHD, RHD				7.1210 T22


ENGINE				
1.6 HDi 16V 4x4	Diesel	66	04/12->	9HS (DV6TED4BU), 9HX (DV6ATED4)

Engine	Information	S10	T10	T20 - T23	T22 - T25
All engines		7.0130	7.6218		7.1210 T22
All engines	-> 03/07/11			7.1213 T20	
All engines	04/07/11 ->			7.1283 T20	

ENGINE				
1.6 HDi 90	Diesel	68	04/10->	9HP (DV6DTED), DV6DTED, DV6DTEDM

Engine	Information	S10	T10	T20 - T23	T22 - T25
Eng. DV6DTEDM	COL:grey, spanner size 21, switch press. 0.5 bar, thread M16x1.5	7.0116			
Eng. 9HP (DV6DTED), DV6DTED	-> 01/11/12, with cable	7.0199			
Eng. 9HP (DV6DTED), DV6DTED	01/12/12 ->, without cable	7.0203			

S10 OIL PRESSURE WARNING LIGHT SWITCH	T10 REVERSING LIGHT SWITCH	T20 BRAKE LIGHT SWITCH
T22 SWITCH CLUTCH CONTROL (CRUISE CONTROL)	T23 SWITCH BRAKE ACTUATION (ENGINE TIMING)	T25 SWITCH CLUTCH CONTROL (ENGINE CONTROL)

				FUNCTIONS ON THE VEHICLE					
Vehicle	alim.	kW	Date	Engine	 S10	 T10	 T20 - T23	 T22 - T25	
ENGINE									
1.6 HDi 90	Diesel	68	04/10->	9HP (DV6DTE), DV6DTE, DV6DTE					
Engine	Information			S10	T10	T20 - T23	T22 - T25		
All engines	COL:grey				7.6218		7.1210	T22	
All engines	-> 01/06/11, -> 03/07/11					7.1213	T20		
All engines	01/07/11 ->, 04/07/11 ->					7.1283	T20		
ENGINE									
1.9 HDi	Diesel	51	08/08->	DW8B					
Engine	Information			S10	T10	T20 - T23	T22 - T25		
All engines	COL:grey, spanner size 21, switch press. 0.5 bar, thread M16x1.5			7.0116					
All engines	spanner size 22, t.tnr. MA, thread M14x1.5				7.6217				
All engines	COL:grey, t.tnr. BE4R				7.6218				
All engines						7.1194	T20		
All engines	COL:grey, t.tnr. MA						7.1210	T22	
All engines	COL:brown, t.tnr. BE4R						7.1219	T22	
ENGINE									
Électrique	Electric	49	06/13->	Y4F1					
Engine	Information			S10	T10	T20 - T23	T22 - T25		
All engines	RHD					7.1213	T20		
All engines	LHD					7.1283	T20		
PARTNER II TEPEE									
ENGINE									
1.2 THP	Petrol	81	02/16->	EB2DT, HNV (EB2DTM), HNZ (EB2DT)					
Engine	Information			S10	T10	T20 - T23	T22 - T25		
All engines	COL:grey				7.6218				
Eng. HNV (EB2DTM), HNZ (EB2DT)	-> 03/07/11					7.1213	T20		
All engines	04/07/11 ->					7.1283	T20		
Eng. HNV (EB2DTM), HNZ (EB2DT)							7.1210	T22	
ENGINE									
1.6 BlueHDi 100	Diesel	73	12/14->	BHY (DV6FD), DV6FD					
Engine	Information			S10	T10	T20 - T23	T22 - T25		
All engines	COL:grey				7.6218				
Eng. BHY (DV6FD)	-> 03/07/11					7.1213	T20		
All engines	04/07/11 ->					7.1283	T20		
Eng. BHY (DV6FD)							7.1210	T22	
ENGINE									
1.6 BlueHDi 120	Diesel	88	12/14->	BHZ (DV6FC), DV6FC					
Engine	Information			S10	T10	T20 - T23	T22 - T25		
All engines	COL:grey				7.6218				
Eng. BHZ (DV6FC)	-> 03/07/11					7.1213	T20		
All engines	04/07/11 ->					7.1283	T20		
Eng. BHZ (DV6FC)							7.1210	T22	
ENGINE									
1.6 HDi	Diesel	55	04/08->	9HN (DV6ETED4), 9HT (DV6BTED4), 9HW (DV6BTED4), DV6B, DV6BTED4					
Engine	Information			S10	T10	T20 - T23	T22 - T25		
Eng. DV6BTED4	COL:grey, spanner size 21, switch press. 0.5 bar, thread M16x1.5			7.0116					
Eng. 9HN (DV6ETED4), 9HT (DV6BTED4), 9HW (DV6BTED4), DV6B				7.0130			7.1210	T22	
All engines	COL:grey				7.6218				
All engines	-> 03/07/11					7.1213	T20		
Eng. 9HN (DV6ETED4), 9HT (DV6BTED4), 9HW (DV6BTED4), DV6B	04/07/11 ->					7.1283	T20		
Eng. DV6BTED4	COL:grey, LHD, RHD						7.1210	T25	
ENGINE									
1.6 HDi	Diesel	66	03/13->	9HF (DV6DTE), DV6DTE					
Engine	Information			S10	T10	T20 - T23	T22 - T25		
Eng. DV6DTE	COL:grey, spanner size 21, -start-stop function, switch press. 0.5 bar, thread M16x1.5			7.0116					
S10	OIL PRESSURE WARNING LIGHT SWITCH			T10	REVERSING LIGHT SWITCH			T20	BRAKE LIGHT SWITCH
T22	SWITCH CLUTCH CONTROL (CRUISE CONTROL)			T23	SWITCH BRAKE ACTUATION (ENGINE TIMING)			T25	SWITCH CLUTCH CONTROL (ENGINE CONTROL)

Vehicle	alim.	kW	Date	Engine	 S10	 T10	 T20 - T23	 T22 - T25
---------	-------	----	------	--------	---	---	--	---

ENGINE				
1.6 HDi	Diesel	66	03/13->	9HF (DV6DTE), DV6DTE

Engine	Information	S10	T10	T20 - T23	T22 - T25
Eng. 9HF (DV6DTE)	with cable	7.0199			
All engines	+start-stop function, without cable	7.0203			
All engines	COL:grey		7.6218		7.1210 T22
Eng. 9HF (DV6DTE)	-> 03/07/11			7.1213 T20	
All engines	04/07/11 ->			7.1283 T20	

ENGINE				
1.6 HDi	Diesel	80	04/08->	9HZ (DV6TED4), DV6TED4

Engine	Information	S10	T10	T20 - T23	T22 - T25
Eng. DV6TED4	COL:grey, spanner size 21, switch press. 0.5 bar, thread M16x1.5	7.0116			
Eng. 9HZ (DV6TED4)		7.0130			7.1210 T22
All engines	COL:grey		7.6218		
All engines	-> 03/07/11			7.1213 T20	
Eng. 9HZ (DV6TED4)	04/07/11 ->			7.1283 T20	
Eng. DV6TED4	COL:grey, LHD, RHD				7.1210 T25

ENGINE				
1.6 HDi	Diesel	82	08/10->	9HL (DV6C), DV6C

Engine	Information	S10	T10	T20 - T23	T22 - T25
Eng. DV6C	COL:grey, spanner size 21, switch press. 0.5 bar, thread M16x1.5	7.0116			
Eng. 9HL (DV6C)		7.0130			
All engines	COL:grey		7.6218		
All engines	-> 01/06/11, -> 03/07/11			7.1213 T20	
All engines	01/07/11 ->, 04/07/11 ->			7.1283 T20	
All engines	COL:grey, LHD, RHD				7.1210 T22

ENGINE				
1.6 HDi	Diesel	84	03/13->	9HL (DV6C), DV6C

Engine	Information	S10	T10	T20 - T23	T22 - T25
Eng. DV6C	COL:grey, spanner size 21, switch press. 0.5 bar, thread M16x1.5	7.0116			
Eng. 9HL (DV6C)		7.0130			
All engines	COL:grey		7.6218		
Eng. 9HL (DV6C)	-> 03/07/11			7.1213 T20	
All engines	04/07/11 ->			7.1283 T20	
All engines	COL:grey, LHD, RHD				7.1210 T22

ENGINE				
1.6 HDi / BlueHDi 75	Diesel	55	01/15->	BHW (DV6FE), DV6ETED M, DV6FE

Engine	Information	S10	T10	T20 - T23	T22 - T25
Eng. DV6ETED M	COL:grey, spanner size 21, switch press. 0.5 bar, thread M16x1.5	7.0116			
All engines	COL:grey		7.6218		
All engines	-> 01/06/11, -> 03/07/11, -> org. 12655			7.1213 T20	
All engines	01/07/11 ->, 04/07/11 ->, org. 12656 ->			7.1283 T20	
All engines	COL:grey, LHD, RHD				7.1210 T22

ENGINE				
1.6 HDi 16V	Diesel	66	04/08->	9HV (DV6TED4), 9HX (DV6ATED4), DV6ATED4, DV6TED4


Engine	Information	S10	T10	T20 - T23	T22 - T25
Eng. DV6ATED4, DV6TED4	COL:grey, spanner size 21, switch press. 0.5 bar, thread M16x1.5	7.0116			
Eng. 9HV (DV6TED4), 9HX (DV6ATED4)		7.0130			7.1210 T22
All engines	COL:grey		7.6218		
All engines	-> 03/07/11			7.1213 T20	
Eng. 9HV (DV6TED4), 9HX (DV6ATED4)	04/07/11 ->			7.1283 T20	
Eng. DV6ATED4, DV6TED4	COL:grey, LHD, RHD				7.1210 T25

ENGINE				
1.6 HDi 90	Diesel	68	04/10->	9HJ (DV6DTE), 9HP (DV6DTE), DV6DTE

Engine	Information	S10	T10	T20 - T23	T22 - T25
Eng. DV6DTE	COL:grey, spanner size 21, -start-stop function, switch press. 0.5 bar, thread M16x1.5	7.0116			
Eng. 9HJ (DV6DTE)		7.0130			

S10 OIL PRESSURE WARNING LIGHT SWITCH	T10 REVERSING LIGHT SWITCH	T20 BRAKE LIGHT SWITCH
T22 SWITCH CLUTCH CONTROL (CRUISE CONTROL)	T23 SWITCH BRAKE ACTUATION (ENGINE TIMING)	T25 SWITCH CLUTCH CONTROL (ENGINE CONTROL)

FUNCTIONS ON THE VEHICLE

Vehicle	alim.	kW	Date	Engine	 S10	 T10	 T20 - T23	 T22 - T25
---------	-------	----	------	--------	---	---	--	---

ENGINE				
1.6 HDi 90	Diesel	68	04/10->	9HP (DV6DTE DM), 9HP (DV6DTE D), DV6DTE D

Engine	Information	S10	T10	T20 - T23	T22 - T25
Eng. 9HP (DV6DTE D), DV6DTE D	+start-stop function, -> 01/11/12, with cable	7.0199			
Eng. 9HP (DV6DTE D), DV6DTE D	+start-stop function, 01/12/12 ->, without cable	7.0203			
All engines	COL:grey		7.6218		
All engines	-> 01/06/11, -> 03/07/11			7.1213 T20	
All engines	01/07/11 ->, 04/07/11 ->			7.1283 T20	
All engines	COL:grey, LHD, RHD				7.1210 T22

ENGINE				
1.6 VTi	Petrol	66	04/08->	NFR (TU5JP4B), TU5JP4B

Engine	Information	S10	T10	T20 - T23	T22 - T25
Eng. TU5JP4B	COL:grey, spanner size 21, switch press. 0.5 bar, thread M16x1.5	7.0116			
Eng. NFR (TU5JP4B)		7.0130			7.1210 T22
All engines	COL:grey		7.6218		
All engines	-> 03/07/11			7.1213 T20	
Eng. NFR (TU5JP4B)	04/07/11 ->			7.1283 T20	
Eng. TU5JP4B	COL:grey, LHD, RHD				7.1210 T25

ENGINE				
1.6 VTi	Petrol	72	08/10->	5FK (EP6CB), EP6CB

Engine	Information	S10	T10	T20 - T23	T22 - T25
All engines	COL:grey		7.6218		
Eng. 5FK (EP6CB)	-> 03/07/11			7.1213 T20	
All engines	04/07/11 ->			7.1283 T20	
All engines	COL:grey, LHD, RHD				7.1210 T22

ENGINE				
1.6 VTi	Petrol	80	04/08->	NFU (TU5JP4), TU5JP4

Engine	Information	S10	T10	T20 - T23	T22 - T25
Eng. TU5JP4	COL:grey, spanner size 21, switch press. 0.5 bar, thread M16x1.5	7.0116			
Eng. NFU (TU5JP4)		7.0130			7.1210 T22
All engines	COL:grey		7.6218		
All engines	-> 03/07/11			7.1213 T20	
Eng. NFU (TU5JP4)	04/07/11 ->			7.1283 T20	
Eng. TU5JP4	COL:grey, LHD, RHD				7.1210 T25

ENGINE				
1.6 VTi	Petrol	81	09/08->	NFU (TU5JP4)

Engine	Information	S10	T10	T20 - T23	T22 - T25
All engines		7.0130	7.6218		7.1210 T22
All engines	-> 03/07/11			7.1213 T20	
All engines	04/07/11 ->			7.1283 T20	

ENGINE				
1.6 VTi	Petrol	88	09/09-04/16	5FS (EP6C), EP6C




Engine	Information	S10	T10	T20 - T23	T22 - T25
All engines	COL:grey		7.6218		
All engines	-> 01/07/11, -> 03/07/11			7.1213 T20	
All engines	01/08/11 ->, 04/07/11 ->			7.1283 T20	
Eng. 5FS (EP6C)					7.1210 T22
Eng. EP6C	COL:grey, LHD, RHD				7.1210 T25

RANCH

ENGINE				
1.1	Petrol	44	06/96->	HDY (TU1M), HDZ (TU1M), HFX (TU1JP)

Engine	Information	S10	T10	T20 - T23	T22 - T25
Eng. HDY (TU1M), HDZ (TU1M)		7.0021			
Eng. HFX (TU1JP)		7.0130			
All engines	-> 28/11/99		7.6099		
All engines	29/11/99 ->		7.6217		
All engines	-> 31/08/02, LHD			7.1091 T20	
Eng. HFX (TU1JP)	01/09/02 ->			7.1194 T20	7.1219 T22
All engines	-> 31/08/02, RHD			7.1217 T20	

S10 OIL PRESSURE WARNING LIGHT SWITCH	T10 REVERSING LIGHT SWITCH	T20 BRAKE LIGHT SWITCH
T22 SWITCH CLUTCH CONTROL (CRUISE CONTROL)	T23 SWITCH BRAKE ACTUATION (ENGINE TIMING)	T25 SWITCH CLUTCH CONTROL (ENGINE CONTROL)

Vehicle	alim.	kW	Date	Engine	 S10	 T10	 T20 - T23	 T22 - T25
---------	-------	----	------	--------	---	---	--	---

ENGINE				
1.4	Petrol	55	06/96->	KFW (TU3JP), KFX (TU3JP)

Engine	Information	S10	T10	T20 - T23	T22 - T25
Eng. KFX (TU3JP)		7.0021			
Eng. KFW (TU3JP)		7.0130			
All engines	-> 28/11/99		7.6099		
All engines	29/11/99 ->		7.6217		
All engines	-> 31/08/02, LHD			7.1091 T20	
Eng. KFW (TU3JP)	01/09/02 ->			7.1197 T20	
All engines	-> 31/08/02, RHD			7.1217 T20	
Eng. KFW (TU3JP)	COL:grey				7.1210 T22
Eng. KFW (TU3JP)	COL:brown				7.1219 T22

ENGINE				
1.4 BiFuel	Petrol	55	04/03->	KFW (TU3JP)

Engine	Information	S10	T10	T20 - T23	T22 - T25
All engines		7.0130	7.6217	7.1197 T20	
All engines	COL:grey				7.1210 T22
All engines	COL:brown				7.1219 T22

ENGINE				
1.4 CNG	CNG	55	01/97-12/12	TU3JPCNG

Engine	Information	S10	T10	T20 - T23	T22 - T25
All engines	COL:grey, spanner size 21, switch press. 0.5 bar, thread M16x1.5	7.0116			
All engines	spanner size 22, t.tnr. MA, thread M14x1.5		7.6217		
All engines	COL:grey, t.tnr. BE4R		7.6218		
All engines				7.1197 T20	
All engines	COL:grey, t.tnr. MA				7.1210 T22
All engines	COL:brown, t.tnr. BE4R				7.1219 T22

ENGINE				
1.6 16V	Petrol	80	07/01->	N6A (TU5JP4), NFU (TU5JP4)

Engine	Information	S10	T10	T20 - T23	T22 - T25
All engines		7.0130	7.6218		
All engines	-> 31/08/02, LHD			7.1091 T20	
All engines	01/09/02 ->			7.1197 T20	
All engines	-> 31/08/02, RHD			7.1217 T20	
All engines	06/06/05 ->, 08/12/03 ->, LHD, RHD				7.1210 T22
All engines	-> 29/05/05, 08/12/03 ->, LHD				7.1214 T22
All engines	-> 05/06/05, -> 07/12/03, LHD, RHD				7.1219 T22

ENGINE				
1.6 HDi 75	Diesel	55	02/06->	DV6B

Engine	Information	S10	T10	T20 - T23	T22 - T25
All engines		7.0130	7.6218	7.1197 T20	7.1210 T22

ENGINE				
1.6 HDi 90	Diesel	66	02/06->	9HX (DV6ATED4)

Engine	Information	S10	T10	T20 - T23	T22 - T25
All engines		7.0130	7.6218	7.1197 T20	7.1210 T22

ENGINE				
1.8	Petrol	66	05/97->	LFX (XU7JB)

Engine	Information	S10	T10	T20 - T23	T22 - T25
All engines	-> 03/05/98	7.0116			
All engines	04/05/98 ->	7.0130			
All engines	-> 28/11/99		7.6108		
All engines	29/11/99 ->		7.6218		
All engines	LHD			7.1091 T20	
All engines	RHD			7.1217 T20	

ENGINE				
1.8 D	Diesel	43	06/96->	161A (XUD7), A9A (XUD7)

Engine	Information	S10	T10	T20 - T23	T22 - T25
All engines	-> 29/04/98	7.0116			
All engines	30/04/98 ->	7.0130			
All engines	-> 28/11/99		7.6108		
All engines	29/11/99 ->		7.6218		

S10 OIL PRESSURE WARNING LIGHT SWITCH	T10 REVERSING LIGHT SWITCH	T20 BRAKE LIGHT SWITCH
T22 SWITCH CLUTCH CONTROL (CRUISE CONTROL)	T23 SWITCH BRAKE ACTUATION (ENGINE TIMING)	T25 SWITCH CLUTCH CONTROL (ENGINE CONTROL)

FUNCTIONS ON THE VEHICLE

Vehicle	alim.	kW	Date	Engine	 S10	 T10	 T20 - T23	 T22 - T25
---------	-------	----	------	--------	---	---	--	---

ENGINE				
1.8 D	Diesel	43	06/96->	161A (XUD7), A9A (XUD7)

Engine	Information	S10	T10	T20 - T23	T22 - T25
All engines	LHD			7.1091 T20	
All engines	RHD			7.1217 T20	

ENGINE				
1.9 D	Diesel	50	06/96->	DJY (XUD9A)

Engine	Information	S10	T10	T20 - T23	T22 - T25
All engines	-> 29/04/98	7.0116			
All engines	30/04/98 ->	7.0130			
All engines	-> 28/11/99		7.6108		
All engines	29/11/99 ->		7.6218		
All engines	LHD			7.1091 T20	
All engines	RHD			7.1217 T20	

ENGINE				
1.9 D	Diesel	51	06/96->	D9B (XUD9A), WJY (DW8B), WJZ (DW8)

Engine	Information	S10	T10	T20 - T23	T22 - T25
Eng. D9B (XUD9A)	-> 29/04/98	7.0116			
All engines	30/04/98 ->	7.0130			
All engines	-> 28/11/99		7.6108		
All engines	29/11/99 ->		7.6218		
All engines	-> 31/08/02, LHD			7.1091 T20	
Eng. WJY (DW8B)	01/09/02 ->			7.1194 T20	7.1219 T22
All engines	-> 31/08/02, RHD			7.1217 T20	

ENGINE				
1.9 D 4x4	Diesel	51	04/04->	WJY (DW8B)

Engine	Information	S10	T10	T20 - T23	T22 - T25
All engines		7.0130	7.6218	7.1194 T20	7.1219 T22

ENGINE				
2.0 HDi	Diesel	66	02/00->	RHY (DW10TD)

Engine	Information	S10	T10	T20 - T23	T22 - T25
All engines		7.0130			
All engines	-> 28/11/99		7.6108		
All engines	29/11/99 ->		7.6218		
All engines	-> 31/08/02, LHD			7.1091 T20	
All engines	01/09/02 ->			7.1197 T20	
All engines	-> 31/08/02, RHD			7.1217 T20	
All engines	06/06/05 ->, 08/12/03 ->, LHD, RHD				7.1210 T22
All engines	-> 29/05/05, 08/12/03 ->, LHD				7.1214 T22
All engines	-> 05/06/05, -> 07/12/03, LHD, RHD				7.1219 T22

ENGINE				
2.0 HDi 4x4	Diesel	66	04/04->	RHY (DW10TD)

Engine	Information	S10	T10	T20 - T23	T22 - T25
All engines		7.0130	7.6218	7.1197 T20	
All engines	06/06/05 ->, 08/12/03 ->, LHD, RHD				7.1210 T22
All engines	-> 29/05/05, 08/12/03 ->, LHD				7.1214 T22
All engines	-> 05/06/05, -> 07/12/03, LHD, RHD				7.1219 T22

RCZ



ENGINE				
1.6 16V	Petrol	115	03/10->	EP6CDT

Engine	Information	S10	T10	T20 - T23	T22 - T25
All engines	COL:grey		7.6218		7.1210 T22
All engines	-> 01/12/12			7.1213 T20	
All engines	01/01/13 ->			7.1283 T20	

ENGINE				
1.6 16V	Petrol	147	06/10->	EP6CDTX

Engine	Information	S10	T10	T20 - T23	T22 - T25
All engines	COL:grey		7.6218		7.1210 T22
All engines	-> 01/12/12			7.1213 T20	
All engines	01/01/13 ->			7.1283 T20	

S10	OIL PRESSURE WARNING LIGHT SWITCH	T10	REVERSING LIGHT SWITCH	T20	BRAKE LIGHT SWITCH
T22	SWITCH CLUTCH CONTROL (CRUISE CONTROL)	T23	SWITCH BRAKE ACTUATION (ENGINE TIMING)	T25	SWITCH CLUTCH CONTROL (ENGINE CONTROL)

Vehicle	alim.	kW	Date	Engine	 S10	 T10	 T20 - T23	 T22 - T25
---------	-------	----	------	--------	---	---	--	---

				ENGINE
1.6 16V	Petrol	150	06/10->	EP6CDTX

Engine	Information	S10	T10	T20 - T23	T22 - T25
All engines	no specific info conc. application available		7.6217, 7.6218		
All engines	-> 03/12/12			7.1213 T20	
All engines	04/12/12 ->			7.1283 T20	
All engines					7.1210 T22

				ENGINE
1.6 THP	Petrol	120	01/11->	EP6CDT M

Engine	Information	S10	T10	T20 - T23	T22 - T25
All engines	no specific info conc. application available		7.6217, 7.6218		
All engines	-> 03/12/12			7.1213 T20	
All engines	04/12/12 ->			7.1283 T20	
All engines					7.1210 T22

				ENGINE
1.6 THP 150	Petrol	110	03/11->	5FE (EP6CDTMD), EP6C-DTMD

Engine	Information	S10	T10	T20 - T23	T22 - T25
Eng. 5FE (EP6CDTMD)	no specific info conc. application available		7.6217, 7.6218		
All engines	-> 01/11/12, -> 03/12/12			7.1213 T20	
All engines	01/12/12 ->, 04/12/12 ->			7.1283 T20	
Eng. 5FE (EP6CDTMD)					7.1210 T22

				ENGINE
1.6 THP 270	Petrol	199	06/13->	5FG (EP6CDTR), EP6CDTR

Engine	Information	S10	T10	T20 - T23	T22 - T25
Eng. 5FG (EP6CDTR)	no specific info conc. application available		7.6217		
All engines	COL:grey, no specific info conc. application available		7.6218		
Eng. 5FG (EP6CDTR)	-> 03/12/12			7.1213 T20	
All engines	04/12/12 ->			7.1283 T20	
All engines	COL:grey				7.1210 T22

				ENGINE
2.0 HdI	Diesel	120	03/10->	DW10CTED4, RHH (DW10CTED4)

Engine	Information	S10	T10	T20 - T23	T22 - T25
Eng. DW10CTED4	COL:grey, spanner size 21, switch press. 0.5 bar, thread M16x1.5	7.0116			
Eng. RHH (DW10CTED4)		7.0130			7.1210 T22
All engines	FP Upper, no specific info conc. application available, spanner size 22, thread M14x1.5		7.6217		
All engines	COL:grey, FP Lower, no specific info conc. application available		7.6218		
All engines	-> 01/12/12, -> 03/12/12			7.1213 T20	
All engines	01/01/13 ->, 04/12/12 ->			7.1283 T20	
Eng. DW10CTED4	COL:grey				7.1210 T25

RIFTER

				ENGINE
1.2 PureTech 110	Petrol	81	09/18->	EB2ADT

Engine	Information	S10	T10	T20 - T23	T22 - T25
All engines	COL:grey		7.6218		7.1210 T22

				ENGINE
1.5 BlueHdI 100	Diesel	75	09/18->	DV5RD

Engine	Information	S10	T10	T20 - T23	T22 - T25
All engines	COL:grey		7.6218		7.1210 T22

				ENGINE
1.5 BlueHdI 130	Diesel	96	09/18->	DV5RC

Engine	Information	S10	T10	T20 - T23	T22 - T25
All engines	spanner size 22, thread M14x1.5		7.6217		
All engines	COL:grey				7.1210 T22

				ENGINE
1.5 BlueHdI 75	Diesel	56	09/18->	DV5RE

Engine	Information	S10	T10	T20 - T23	T22 - T25
All engines	COL:grey		7.6218		
All engines	COL:grey, -keyless Entry/Go system, -start-stop function				7.1210 T22

S10 OIL PRESSURE WARNING LIGHT SWITCH	T10 REVERSING LIGHT SWITCH	T20 BRAKE LIGHT SWITCH
T22 SWITCH CLUTCH CONTROL (CRUISE CONTROL)	T23 SWITCH BRAKE ACTUATION (ENGINE TIMING)	T25 SWITCH CLUTCH CONTROL (ENGINE CONTROL)

FUNCTIONS ON THE VEHICLE

Vehicle	alim.	kW	Date	Engine				
					S10	T10	T20 - T23	T22 - T25

TRAVELLER

				ENGINE
1.5 BlueHDi 100	Diesel	75	06/18->	DV5RUCD

Engine	Information	S10	T10	T20 - T23	T22 - T25
All engines	spanner size 22, thread M14x1.5		7.6217		
All engines				7.1286 T20	
All engines	COL:grey				7.1210 T22

				ENGINE
1.5 BlueHDi 120	Diesel	88	06/18->	DV5RUC

Engine	Information	S10	T10	T20 - T23	T22 - T25
All engines	spanner size 22, thread M14x1.5		7.6217		
All engines				7.1286 T20	
All engines	COL:grey				7.1210 T22

				ENGINE
1.6 BlueHDi 115	Diesel	85	04/16->	DV6FCU

Engine	Information	S10	T10	T20 - T23	T22 - T25
All engines	spanner size 22, thread M14x1.5		7.6217		
All engines				7.1286 T20	
All engines	COL:grey, -keyless Entry/Go system				7.1210 T22

				ENGINE
1.6 BlueHDi 95	Diesel	70	04/16->	DV6FDU

Engine	Information	S10	T10	T20 - T23	T22 - T25
All engines	COL:grey		7.6218		
All engines				7.1286 T20	
All engines	COL:grey, -keyless Entry/Go system				7.1210 T22

				ENGINE
2.0 BlueHDi 150	Diesel	110	04/16->	DW10FD

Engine	Information	S10	T10	T20 - T23	T22 - T25
All engines	spanner size 22, thread M14x1.5		7.6217		
All engines				7.1286 T20	
All engines	COL:grey, -keyless Entry/Go system				7.1210 T22

				ENGINE
2.0 BlueHDi 180	Diesel	130	04/16->	DW10FC

Engine	Information	S10	T10	T20 - T23	T22 - T25
All engines				7.1286 T20	

S10	OIL PRESSURE WARNING LIGHT SWITCH	T10	REVERSING LIGHT SWITCH	T20	BRAKE LIGHT SWITCH
T22	SWITCH CLUTCH CONTROL (CRUISE CONTROL)	T23	SWITCH BRAKE ACTUATION (ENGINE TIMING)	T25	SWITCH CLUTCH CONTROL (ENGINE CONTROL)

FUNCTIONS ON THE VEHICLE

Vehicle	alim.	kW	Date	Engine	 S10	 T10	 T20 - T23	 T22 - T25
---------	-------	----	------	--------	---	---	--	---

718 BOXSTER

				ENGINE
2.0	Petrol	220	04/16->	MDD.PB

Engine	Information	S10	T10	T20 - T23	T22 - T25
All engines			7.6256		

				ENGINE
2.5 GTS	Petrol	269	10/17->	MDJ.UA, MDJ.UB

Engine	Information	S10	T10	T20 - T23	T22 - T25
All engines			7.6256		

				ENGINE
S 2.5	Petrol	257	04/16->	MDD.NC

Engine	Information	S10	T10	T20 - T23	T22 - T25
All engines			7.6256		

718 CAYMAN

				ENGINE
2.0	Petrol	220	04/16->	MDD.PB

Engine	Information	S10	T10	T20 - T23	T22 - T25
All engines			7.6256		

				ENGINE
2.5 GTS	Petrol	269	10/17->	MDJ.UA, MDJ.UB

Engine	Information	S10	T10	T20 - T23	T22 - T25
All engines			7.6256		

				ENGINE
S 2.5	Petrol	257	04/16->	MDD.NC

Engine	Information	S10	T10	T20 - T23	T22 - T25
All engines			7.6256		

911 II

				ENGINE
3.3 Turbo	Petrol	235	08/90-09/93	M 30.69

Engine	Information	S10	T10	T20 - T23	T22 - T25
All engines		7.0072			

				ENGINE
3.3 Turbo S	Petrol	261	06/91-12/92	M 30.69S

Engine	Information	S10	T10	T20 - T23	T22 - T25
All engines		7.0072			

				ENGINE
3.6 Carrera	Petrol	184	07/89-05/94	M 64.01, M 64.02

Engine	Information	S10	T10	T20 - T23	T22 - T25
All engines		7.0072			

				ENGINE
3.6 Carrera 4	Petrol	184	12/88-05/94	M 64.01

Engine	Information	S10	T10	T20 - T23	T22 - T25
All engines		7.0072			

				ENGINE
3.6 Carrera RS	Petrol	191	06/91-09/93	M 64.03

Engine	Information	S10	T10	T20 - T23	T22 - T25
All engines		7.0072			

				ENGINE
3.6 Turbo	Petrol	265	01/93-09/93	M 64.50

Engine	Information	S10	T10	T20 - T23	T22 - T25
All engines		7.0072			

911 IV

				ENGINE
3.4 Carrera	Petrol	221	09/97-09/01	M 96.01, M 96.02, M 96.04

Engine	Information	S10	T10	T20 - T23	T22 - T25
All engines			7.6073		
Eng. M 96.01, M 96.04	Qty 2			7.1065	T20

				ENGINE
3.4 Carrera	Petrol	235	05/01-08/05	M 96.02





Engine	Information	S10	T10	T20 - T23	T22 - T25
All engines			7.6073		

S10 OIL PRESSURE WARNING LIGHT SWITCH	T10 REVERSING LIGHT SWITCH	T20 BRAKE LIGHT SWITCH
T22 SWITCH CLUTCH CONTROL (CRUISE CONTROL)	T23 SWITCH BRAKE ACTUATION (ENGINE TIMING)	T25 SWITCH CLUTCH CONTROL (ENGINE CONTROL)





				FUNCTIONS ON THE VEHICLE				
Vehicle	alim.	kW	Date	Engine	 S10	 T10	 T20 - T23	 T22 - T25
ENGINE								
3.4 Carrera 4	Petrol	221	09/97-09/01	M 96.01, M 96.02, M 96.04				
ENGINE								
Engine Information					S10	T10	T20 - T23	T22 - T25
All engines						7.6073		
All engines Qty 2							7.1065 T20	
ENGINE								
3.4 Carrera 4	Petrol	235	05/01-08/05	M 96.02				
ENGINE								
Engine Information					S10	T10	T20 - T23	T22 - T25
All engines						7.6073		
ENGINE								
3.6	Petrol	235	12/01-08/05	M 96.03				
ENGINE								
Engine Information					S10	T10	T20 - T23	T22 - T25
All engines						7.6073		
ENGINE								
3.6 Carrera	Petrol	235	10/01-08/05	M 96.03				
ENGINE								
Engine Information					S10	T10	T20 - T23	T22 - T25
All engines						7.6073		
All engines Qty 2							7.1065 T20	
ENGINE								
3.6 Carrera 4	Petrol	235	10/01-08/05	M 96.03				
ENGINE								
Engine Information					S10	T10	T20 - T23	T22 - T25
All engines						7.6073		
All engines Qty 2							7.1065 T20	
ENGINE								
3.6 Carrera 4S	Petrol	254	06/02-08/05	M 96.03				
ENGINE								
Engine Information					S10	T10	T20 - T23	T22 - T25
All engines						7.6073		
All engines Qty 2							7.1065 T20	
ENGINE								
3.6 Carrera S	Petrol	254	06/02-08/05	M 96.03				
ENGINE								
Engine Information					S10	T10	T20 - T23	T22 - T25
All engines						7.6073		
All engines Qty 2							7.1065 T20	
ENGINE								
3.6 GT2	Petrol	340	04/01-08/05	M 96.70, M 96.70S				
ENGINE								
Engine Information					S10	T10	T20 - T23	T22 - T25
Eng. M 96.70S						7.6073		
Eng. M 96.70 Qty 2							7.1065 T20	
ENGINE								
3.6 GT2	Petrol	355	10/03-08/05	M 96.70, M 96.70S				
ENGINE								
Engine Information					S10	T10	T20 - T23	T22 - T25
Eng. M 96.70S						7.6073		
Eng. M 96.70 Qty 2							7.1065 T20	
ENGINE								
3.6 GT3	Petrol	280	03/03-08/05	M 96.79				
ENGINE								
Engine Information					S10	T10	T20 - T23	T22 - T25
All engines							7.1065 T20	
ENGINE								
3.6 S	Petrol	331	08/04-08/05	M 96.70				
ENGINE								
Engine Information					S10	T10	T20 - T23	T22 - T25
All engines							7.1065 T20	
ENGINE								
3.6 Turbo 4	Petrol	309	06/00-08/05	M 96.70				
ENGINE								
Engine Information					S10	T10	T20 - T23	T22 - T25
All engines						7.6073		
All engines Qty 2							7.1065 T20	
ENGINE								
3.6 Turbo 4S	Petrol	331	02/03-08/05	M 96.70				
ENGINE								
Engine Information					S10	T10	T20 - T23	T22 - T25
All engines						7.6073		

S10 OIL PRESSURE WARNING LIGHT SWITCH	T10 REVERSING LIGHT SWITCH	T20 BRAKE LIGHT SWITCH
T22 SWITCH CLUTCH CONTROL (CRUISE CONTROL)	T23 SWITCH BRAKE ACTUATION (ENGINE TIMING)	T25 SWITCH CLUTCH CONTROL (ENGINE CONTROL)





FUNCTIONS ON THE VEHICLE

Vehicle	alim.	kW	Date	Engine	 S10	 T10	 T20 - T23	 T22 - T25
ENGINE								
3.6 Turbo 4S	Petrol	331	02/03-08/05	M 96.70				
Engine	Information				S10	T10	T20 - T23	T22 - T25
All engines	Qty 2						7.1065	T20
911 V								
3.6 Carrera	Petrol	235	08/04-07/05	M 96.05				
Engine	Information				S10	T10	T20 - T23	T22 - T25
All engines						7.6111		
3.6 Carrera	Petrol	239	07/04-12/08	M 96.05				
Engine	Information				S10	T10	T20 - T23	T22 - T25
All engines						7.6111	7.1065	T20
3.6 Carrera	Petrol	242	07/04-12/08	M 96.05				
Engine	Information				S10	T10	T20 - T23	T22 - T25
All engines						7.6111	7.1065	T20
3.6 Carrera	Petrol	254	06/08-12/11	MA1.02				
Engine	Information				S10	T10	T20 - T23	T22 - T25
All engines						7.6111	7.1065	T20
3.6 Carrera 4	Petrol	239	07/04-12/08	M 96.05				
Engine	Information				S10	T10	T20 - T23	T22 - T25
All engines	version 1, version 2					7.6111		
All engines							7.1065	T20
3.6 Carrera 4	Petrol	242	04/05-12/08	M 96.05				
Engine	Information				S10	T10	T20 - T23	T22 - T25
All engines						7.6111	7.1065	T20
3.6 Carrera 4	Petrol	254	06/08-12/12	MA1.02				
Engine	Information				S10	T10	T20 - T23	T22 - T25
All engines						7.6111	7.1065	T20
3.6 GT2	Petrol	390	09/07-12/12	M 97.70S				
Engine	Information				S10	T10	T20 - T23	T22 - T25
All engines	Qty 2						7.1065	T20
3.6 S [ExtraEU]	Petrol	331	08/04-08/05	M 96.70				
Engine	Information				S10	T10	T20 - T23	T22 - T25
All engines						7.6073		
3.6 Turbo	Petrol	353	03/06-12/09	M 97.70				
Engine	Information				S10	T10	T20 - T23	T22 - T25
All engines	Qty 2						7.1065	T20
3.8 Carrera 4 GTS	Petrol	300	06/09-12/12	MA1.01				
Engine	Information				S10	T10	T20 - T23	T22 - T25
All engines						7.6111		
3.8 Carrera 4S	Petrol	261	07/04-12/08	M 97.01				
Engine	Information				S10	T10	T20 - T23	T22 - T25
All engines	version 1, version 2					7.6111		
All engines							7.1065	T20
3.8 Carrera 4S	Petrol	264	04/05-12/10	M 97.01				
Engine	Information				S10	T10	T20 - T23	T22 - T25
All engines						7.6111	7.1065	T20





S10	OIL PRESSURE WARNING LIGHT SWITCH	T10	REVERSING LIGHT SWITCH	T20	BRAKE LIGHT SWITCH
T22	SWITCH CLUTCH CONTROL (CRUISE CONTROL)	T23	SWITCH BRAKE ACTUATION (ENGINE TIMING)	T25	SWITCH CLUTCH CONTROL (ENGINE CONTROL)

Vehicle	alim.	kW	Date	Engine	FUNCTIONS ON THE VEHICLE					
					 S10	 T10	 T20 - T23	 T22 - T25		
ENGINE										
3.8 Carrera 4S	Petrol	280	08/05-12/08	M 97.01S						
ENGINE										
All engines					S10	T10	T20 - T23	T22 - T25		
						7.6111				
ENGINE										
3.8 Carrera 4S	Petrol	283	06/08-12/12	MA1.01						
ENGINE										
All engines					S10	T10	T20 - T23	T22 - T25		
						7.6111	7.1065 T20			
ENGINE										
3.8 Carrera GTS	Petrol	300	06/09-12/11	MA1.01						
ENGINE										
All engines					S10	T10	T20 - T23	T22 - T25		
						7.6111	7.1065 T20			
ENGINE										
3.8 Carrera S	Petrol	261	07/04-12/08	M 97.01						
ENGINE										
All engines					S10	T10	T20 - T23	T22 - T25		
						7.6111	7.1065 T20			
ENGINE										
3.8 Carrera S	Petrol	264	07/04-12/08	M 97.01						
ENGINE										
All engines					S10	T10	T20 - T23	T22 - T25		
						7.6111	7.1065 T20			
ENGINE										
3.8 Carrera S	Petrol	280	08/05-12/08	M 97.01S						
ENGINE										
All engines					S10	T10	T20 - T23	T22 - T25		
						7.6111				
ENGINE										
3.8 Carrera S	Petrol	283	06/08-12/11	MA1.01						
ENGINE										
All engines					S10	T10	T20 - T23	T22 - T25		
						7.6111	7.1065 T20			
ENGINE										
911 VI										
ENGINE										
3.0 Carrera	Petrol	272	11/15->	MDC.KA						
ENGINE										
All engines					S10	T10	T20 - T23	T22 - T25		
						7.6131				
ENGINE										
3.0 Carrera 4	Petrol	272	11/15->	MDC.KA						
ENGINE										
All engines					S10	T10	T20 - T23	T22 - T25		
						7.6131				
ENGINE										
3.0 Carrera 4 GTS	Petrol	331	03/17->	MDC.HA, MDC.JA						
ENGINE										
All engines					S10	T10	T20 - T23	T22 - T25		
						7.6131				
ENGINE										
3.0 Carrera 4S	Petrol	309	11/15->	MDC.HA						
ENGINE										
All engines					S10	T10	T20 - T23	T22 - T25		
						7.6131				
ENGINE										
3.0 Carrera GTS	Petrol	331	03/17->	MDC.HA, MDC.JA						
ENGINE										
All engines					S10	T10	T20 - T23	T22 - T25		
						7.6131				
ENGINE										
3.0 Carrera S	Petrol	309	11/15->	MDC.HA						
ENGINE										
All engines					S10	T10	T20 - T23	T22 - T25		
						7.6131				
ENGINE										
3.0 Carrera T	Petrol	272	01/18->	MDC.KA						
ENGINE										
All engines					S10	T10	T20 - T23	T22 - T25		
						7.6131				
ENGINE										
3.4 Carrera	Petrol	257	12/11->	MA1.04, MAB.04						
ENGINE										
All engines					S10	T10	T20 - T23	T22 - T25		
						7.6131	7.1215 T20			
ENGINE										
S10	OIL PRESSURE WARNING LIGHT SWITCH			T10	REVERSING LIGHT SWITCH			T20	BRAKE LIGHT SWITCH	
T22	SWITCH CLUTCH CONTROL (CRUISE CONTROL)			T23	SWITCH BRAKE ACTUATION (ENGINE TIMING)			T25	SWITCH CLUTCH CONTROL (ENGINE CONTROL)	

FUNCTIONS ON THE VEHICLE

Vehicle	alim.	kW	Date	Engine	 S10	 T10	 T20 - T23	 T22 - T25
ENGINE								
3.4 Carrera 4	Petrol	257	11/12->	MA1.04				
Engine	Information				S10	T10	T20 - T23	T22 - T25
All engines	for reverse light					7.6131		
All engines							7.1215 T20	
ENGINE								
3.8 Carrera 4S	Petrol	294	11/12->	MA1.03				
Engine	Information				S10	T10	T20 - T23	T22 - T25
All engines	for reverse light					7.6131		
All engines							7.1215 T20	
ENGINE								
3.8 Carrera 4S / 4 GTS	Petrol	316	11/12->	MA1.03				
Engine	Information				S10	T10	T20 - T23	T22 - T25
All engines						7.6131	7.1215 T20	
ENGINE								
3.8 Carrera S	Petrol	294	12/11->	MA1.03, MAB.03				
Engine	Information				S10	T10	T20 - T23	T22 - T25
All engines						7.6131	7.1215 T20	
ENGINE								
3.8 Carrera S / GTS	Petrol	316	07/12->	MA1.03				
Engine	Information				S10	T10	T20 - T23	T22 - T25
All engines						7.6131	7.1215 T20	
ENGINE								
3.8 GT3	Petrol	350	08/13->	MA1.75				
Engine	Information				S10	T10	T20 - T23	T22 - T25
All engines							7.1215 T20	
ENGINE								
3.8 Turbo	Petrol	383	09/13->	MA1.71				
Engine	Information				S10	T10	T20 - T23	T22 - T25
All engines							7.1215 T20	
ENGINE								
3.8 Turbo	Petrol	397	01/16->	MDA.BA				
Engine	Information				S10	T10	T20 - T23	T22 - T25
All engines							7.1215 T20	
ENGINE								
3.8 Turbo S	Petrol	412	09/13->	MA1.71				
Engine	Information				S10	T10	T20 - T23	T22 - T25
All engines							7.1215 T20	
ENGINE								
3.8 Turbo S	Petrol	427	01/16->	MDB.CA				
Engine	Information				S10	T10	T20 - T23	T22 - T25
All engines							7.1215 T20	
ENGINE								
4.0 GT3	Petrol	368	05/17->	MA1.76, MDG.GA				
Engine	Information				S10	T10	T20 - T23	T22 - T25
All engines							7.1215 T20	
ENGINE								
4.0 GT3 RS	Petrol	383	05/18->	MDG.GB				
Engine	Information				S10	T10	T20 - T23	T22 - T25
All engines							7.1215 T20	
ENGINE								
4.0 GT3 RS / R	Petrol	368	04/15->	MA1.76, MDG.GA				
Engine	Information				S10	T10	T20 - T23	T22 - T25
Eng. MA1.76						7.6131		
All engines							7.1215 T20	
924								
ENGINE								
2.0	Petrol	92	11/75-08/89	XJ, XK				
Engine	Information				S10	T10	T20 - T23	T22 - T25
All engines					7.0072			

S10	OIL PRESSURE WARNING LIGHT SWITCH	T10	REVERSING LIGHT SWITCH	T20	BRAKE LIGHT SWITCH
T22	SWITCH CLUTCH CONTROL (CRUISE CONTROL)	T23	SWITCH BRAKE ACTUATION (ENGINE TIMING)	T25	SWITCH CLUTCH CONTROL (ENGINE CONTROL)

				FUNCTIONS ON THE VEHICLE				
Vehicle	alim.	kW	Date	Engine	 S10	 T10	 T20 - T23	 T22 - T25
ENGINE								
2.0 Carrera GT	Petrol	154	06/80-10/86	M 31.50				
ENGINE								
All engines					7.0072			
ENGINE								
2.0 Turbo	Petrol	125	11/78-06/80	M 31.01				
ENGINE								
All engines					7.0072			
ENGINE								
2.0 Turbo	Petrol	130	06/80-10/86	M 31.03				
ENGINE								
All engines					7.0072	7.6010		
ENGINE								
2.5 S	Petrol	110	09/85-07/87	M 44.07				
ENGINE								
All engines						7.6010		
968								
ENGINE								
3.0	Petrol	176	06/91-11/95	M 44.43, M 44.44				
ENGINE								
All engines						7.6099		
BOXSTER I								
ENGINE								
2.5	Petrol	150	09/96-08/99	M 96.20				
ENGINE								
All engines					7.0023	7.6195		
All engines							7.1065	T20
ENGINE								
2.7	Petrol	162	08/99-07/02	M 96.22				
ENGINE								
All engines					7.0023	7.6195	7.1065	T20
ENGINE								
2.7	Petrol	168	07/02-12/04	M 96.23				
ENGINE								
All engines					7.0023	7.6195	7.1065	T20
ENGINE								
S3.2	Petrol	191	07/02-12/04	M 96.24				
ENGINE								
All engines					7.0023	7.6195	7.1065	T20
ENGINE								
S3.2	Petrol	185	08/99-07/02	M 96.21				
ENGINE								
All engines					7.0023	7.6195	7.1065	T20
ENGINE								
S3.2	Petrol	196	01/04-12/04	M 96.24				
ENGINE								
All engines					7.0023	7.6195	7.1065	T20
BOXSTER II								
ENGINE								
2.7	Petrol	176	11/04-12/06	M 96.25				
ENGINE								
All engines					7.0023	7.6195		
All engines							7.1065	T20
ENGINE								
2.7	Petrol	179	09/06-12/08	M 97.20				
ENGINE								
All engines					7.0023			
All engines						7.6195		
All engines						7.6256		
All engines							7.1065	T20

S10	OIL PRESSURE WARNING LIGHT SWITCH	T10	REVERSING LIGHT SWITCH	T20	BRAKE LIGHT SWITCH
T22	SWITCH CLUTCH CONTROL (CRUISE CONTROL)	T23	SWITCH BRAKE ACTUATION (ENGINE TIMING)	T25	SWITCH CLUTCH CONTROL (ENGINE CONTROL)

Vehicle	alim.	kW	Date	Engine	 S10	 T10	 T20 - T23	 T22 - T25
---------	-------	----	------	--------	---	---	--	---

ENGINE				
2.7	Petrol	180	07/06-12/09	M 97.20

Engine	Information	S10	T10	T20 - T23	T22 - T25
All engines		7.0023	7.6195		
All engines	Qty 2			7.1065	T20

ENGINE				
2.9	Petrol	155	02/09-03/12	MA1.20

Engine	Information	S10	T10	T20 - T23	T22 - T25
All engines			7.6256		

ENGINE				
2.9	Petrol	188	06/09-12/11	MA1.20

Engine	Information	S10	T10	T20 - T23	T22 - T25
All engines		7.0023	7.6195		

ENGINE				
3.4	Petrol	231	09/09-12/11	MA1.21

Engine	Information	S10	T10	T20 - T23	T22 - T25
All engines			7.6256		
All engines	Qty 2			7.1065	T20

ENGINE				
3.4	Petrol	235	06/10-12/11	MA1.21

Engine	Information	S10	T10	T20 - T23	T22 - T25
All engines			7.6256		

ENGINE				
3.4 RS 60	Petrol	223	09/07-12/08	M 97.22

Engine	Information	S10	T10	T20 - T23	T22 - T25
All engines		7.0023	7.6195		
All engines	Qty 2			7.1065	T20

ENGINE				
S 3.2	Petrol	206	11/04-12/06	M 96.26

Engine	Information	S10	T10	T20 - T23	T22 - T25
All engines		7.0023	7.6195		

ENGINE				
S 3.4	Petrol	217	07/06-12/09	M 97.21

Engine	Information	S10	T10	T20 - T23	T22 - T25
All engines		7.0023	7.6195		

ENGINE				
S 3.4	Petrol	223	08/08-12/09	M 97.22

Engine	Information	S10	T10	T20 - T23	T22 - T25
All engines		7.0023	7.6195		
All engines	Qty 2			7.1065	T20

ENGINE				
S 3.4	Petrol	228	06/09-12/11	MA1.21

Engine	Information	S10	T10	T20 - T23	T22 - T25
All engines		7.0023	7.6195		

BOXSTER III

ENGINE				
2.7	Petrol	155	04/12->	MA1.22

Engine	Information	S10	T10	T20 - T23	T22 - T25
All engines			7.6256		

ENGINE				
2.7	Petrol	195	04/12->	MA1.22

Engine	Information	S10	T10	T20 - T23	T22 - T25
All engines			7.6256	7.1215	T20

ENGINE				
3.8	Petrol	276	07/15->	MDB.XA

Engine	Information	S10	T10	T20 - T23	T22 - T25
All engines			7.6256		

ENGINE				
GTS 3.4	Petrol	243	02/14->	--, MA1.23





Engine	Information	S10	T10	T20 - T23	T22 - T25
All engines			7.6256		

S10 OIL PRESSURE WARNING LIGHT SWITCH	T10 REVERSING LIGHT SWITCH	T20 BRAKE LIGHT SWITCH
T22 SWITCH CLUTCH CONTROL (CRUISE CONTROL)	T23 SWITCH BRAKE ACTUATION (ENGINE TIMING)	T25 SWITCH CLUTCH CONTROL (ENGINE CONTROL)

FUNCTIONS ON THE VEHICLE

Vehicle	alim.	kW	Date	Engine	 S10	 T10	 T20 - T23	 T22 - T25
ENGINE								
GTS 3.4	Petrol	243	02/14->	MA1.23				
Engine	Information				S10	T10	T20 - T23	T22 - T25
All engines	->ch. 98EK1 10396, ->ch. 98ES1 20957, ->ch. 98ES1 31658, ->ch. A8ES1 41092						7.1215 T20	
ENGINE								
S 3.4	Petrol	232	04/12->	MA1.23				
Engine	Information				S10	T10	T20 - T23	T22 - T25
All engines						7.6256	7.1215 T20	
CAYENNE I								
ENGINE								
3.0 TDI	Diesel	176	02/09-09/10	M 05.9D				
Engine	Information				S10	T10	T20 - T23	T22 - T25
All engines					7.0134		7.1151 T20	7.1198 T25
ENGINE								
3.2	Petrol	177	08/03-09/07	M02.2Y				
Engine	Information				S10	T10	T20 - T23	T22 - T25
All engines					7.0135		7.1151 T20	7.1198 T25
ENGINE								
3.2	Petrol	184	10/03-09/07	M02.2Y				
Engine	Information				S10	T10	T20 - T23	T22 - T25
All engines					7.0135		7.1151 T20	7.1198 T25
ENGINE								
3.6	Petrol	213	02/07-09/10	M 55.01				
Engine	Information				S10	T10	T20 - T23	T22 - T25
All engines	-> 01/12/08				7.0135			
All engines	01/01/09 ->				7.0171			
All engines							7.1151 T20	7.1198 T25
ENGINE								
GTS 4.8	Petrol	298	10/07-09/10	M 48.01				
Engine	Information				S10	T10	T20 - T23	T22 - T25
All engines					7.0134			7.1198 T25
ENGINE								
S 4.5	Petrol	250	09/02-09/07	M 48.00				
Engine	Information				S10	T10	T20 - T23	T22 - T25
All engines					7.0132		7.1151 T20	7.1198 T25
ENGINE								
S 4.8	Petrol	283	02/07-09/10	M 48.01				
Engine	Information				S10	T10	T20 - T23	T22 - T25
All engines					7.0134		7.1151 T20	7.1198 T25
ENGINE								
Turbo 4.5	Petrol	331	09/02-09/07	M 48.50				
Engine	Information				S10	T10	T20 - T23	T22 - T25
All engines					7.0132		7.1151 T20	
All engines	pole nr. 2							7.1198 T22
ENGINE								
Turbo S 4.5	Petrol	368	01/04-09/07	M 48.50S				
Engine	Information				S10	T10	T20 - T23	T22 - T25
All engines					7.0132		7.1151 T20	
All engines	pole nr. 2							7.1198 T22
ENGINE								
Turbo S 4.5	Petrol	383	03/06-09/07	M 48.50T				
Engine	Information				S10	T10	T20 - T23	T22 - T25
All engines					7.0134		7.1151 T20	
All engines	pole nr. 2							7.1198 T22
ENGINE								
Turbo S 4.8	Petrol	368	02/07-09/10	M 48.51				
Engine	Information				S10	T10	T20 - T23	T22 - T25
All engines					7.0134		7.1151 T20	
All engines	pole nr. 2							7.1198 T22

S10 OIL PRESSURE WARNING LIGHT SWITCH	T10 REVERSING LIGHT SWITCH	T20 BRAKE LIGHT SWITCH
T22 SWITCH CLUTCH CONTROL (CRUISE CONTROL)	T23 SWITCH BRAKE ACTUATION (ENGINE TIMING)	T25 SWITCH CLUTCH CONTROL (ENGINE CONTROL)

Vehicle	alim.	kW	Date	Engine	 S10	 T10	 T20 - T23	 T22 - T25
---------	-------	----	------	--------	---	---	--	---

				ENGINE
Turbo S 4.8	Petrol	397	02/07-09/10	M 48.51

Engine	Information	S10	T10	T20 - T23	T22 - T25
All engines		7.0134		7.1151 T20	
All engines	pole nr. 2				7.1198 T22

				ENGINE
Turbo S 4.8	Petrol	404	08/08-09/10	M 48.51

Engine	Information	S10	T10	T20 - T23	T22 - T25
All engines				7.1151 T20	

				ENGINE
3.0 Diesel	Diesel	155	06/10->	MCR.CB, MCV.VC

Engine	Information	S10	T10	T20 - T23	T22 - T25
All engines	switch press. 2.0-2.5 bar	7.0190			
All engines	switch press. 0, 75-1, 05 bar	7.0197			
All engines				7.1232 T20	

				ENGINE
3.0 Diesel	Diesel	176	06/10->	M 05.9E, MCN.RB

Engine	Information	S10	T10	T20 - T23	T22 - T25
Eng. M 05.9E	FP Upper	7.0134			
All engines	FP Lower, mounted on the oil filter, press. 2, 30 bar	7.0190			
Eng. MCN.RB	mounted on the oil filter, press. 0, 9 bar	7.0197			
All engines				7.1232 T20	

				ENGINE
3.0 Diesel	Diesel	180	06/11->	MCR.CA

Engine	Information	S10	T10	T20 - T23	T22 - T25
All engines	switch press. 2.0-2.5 bar	7.0190			
All engines	switch press. 0, 75-1, 05 bar	7.0197			
All engines				7.1232 T20	

				ENGINE
3.0 Diesel	Diesel	184	08/14->	MCV.VB

Engine	Information	S10	T10	T20 - T23	T22 - T25
All engines	switch press. 2.0-2.5 bar	7.0190			
All engines	switch press. 0, 75-1, 05 bar	7.0197			
All engines				7.1232 T20	

				ENGINE
3.0 Diesel	Diesel	193	10/14->	MCV.VA

Engine	Information	S10	T10	T20 - T23	T22 - T25
All engines	switch press. 2.0-2.5 bar	7.0190			
All engines	switch press. 0, 75-1, 05 bar	7.0197			
All engines				7.1232 T20	

				ENGINE
3.0 S E-Hybrid	Petrol/ Electro	245	06/10->	M 06.EC, MCG.EA, MCG.FA

Engine	Information	S10	T10	T20 - T23	T22 - T25
All engines	FP Lower	7.0190			
All engines				7.1232 T20	

				ENGINE
3.0 S E-Hybrid	Petrol/ Electro	306	10/14->	M 06.EC, MCG.EA, MCG.FA

Engine	Information	S10	T10	T20 - T23	T22 - T25
All engines	FP Lower, no specific info conc. application available	7.0190			
All engines				7.1232 T20	





				ENGINE
3.6	Petrol	220	06/10->	M 55.02, MCE.YA

Engine	Information	S10	T10	T20 - T23	T22 - T25
All engines		7.0171		7.1232 T20	

				ENGINE
3.6 GTS	Petrol	324	02/15->	MCX.ZA

Engine	Information	S10	T10	T20 - T23	T22 - T25
All engines				7.1232 T20	

S10 OIL PRESSURE WARNING LIGHT SWITCH	T10 REVERSING LIGHT SWITCH	T20 BRAKE LIGHT SWITCH
T22 SWITCH CLUTCH CONTROL (CRUISE CONTROL)	T23 SWITCH BRAKE ACTUATION (ENGINE TIMING)	T25 SWITCH CLUTCH CONTROL (ENGINE CONTROL)

				FUNCTIONS ON THE VEHICLE				
Vehicle	alim.	kW	Date	Engine	 S10	 T10	 T20 - T23	 T22 - T25
ENGINE								
3.6 S	Petrol	309	10/14->	MCU.RA				
ENGINE								
All engines					S10	T10	T20 - T23	T22 - T25
All engines					7.0134		7.1232 T20	
ENGINE								
4.2 S Diesel	Diesel	281	10/12->	MCU.DB				
ENGINE								
All engines					S10	T10	T20 - T23	T22 - T25
All engines					7.0134		7.1232 T20	
All engines					7.0190			
switch press. 2.0-2.5 bar								
ENGINE								
4.2 S Diesel	Diesel	283	10/14->	MCU.DC				
ENGINE								
All engines					S10	T10	T20 - T23	T22 - T25
All engines					7.0134		7.1232 T20	
All engines					7.0190			
switch press. 2.0-2.5 bar								
ENGINE								
4.8 GTS	Petrol	309	06/12->	M 48.02				
ENGINE								
All engines					S10	T10	T20 - T23	T22 - T25
All engines							7.1232 T20	
ENGINE								
4.8 S	Petrol	294	06/10->	M 48.02				
ENGINE								
All engines					S10	T10	T20 - T23	T22 - T25
All engines							7.1232 T20	
ENGINE								
4.8 Turbo	Petrol	368	06/10->	M 48.52				
ENGINE								
All engines					S10	T10	T20 - T23	T22 - T25
All engines							7.1232 T20	
ENGINE								
4.8 Turbo	Petrol	382	10/14->	MCF.TB				
ENGINE								
All engines					S10	T10	T20 - T23	T22 - T25
All engines							7.1232 T20	
ENGINE								
4.8 Turbo	Petrol	397	06/10->	M 48.52				
ENGINE								
All engines					S10	T10	T20 - T23	T22 - T25
All engines							7.1232 T20	
ENGINE								
4.8 Turbo S	Petrol	405	10/12->	M 48.52				
ENGINE								
All engines					S10	T10	T20 - T23	T22 - T25
All engines							7.1232 T20	
ENGINE								
4.8 Turbo S	Petrol	419	01/15->	MCY.XA				
ENGINE								
All engines					S10	T10	T20 - T23	T22 - T25
All engines							7.1232 T20	
CAYENNE III								
ENGINE								
2.9 S	Petrol	324	05/17->	MDC.AB				
ENGINE								
All engines					S10	T10	T20 - T23	T22 - T25
All engines					7.0174			
FP Rear								
ENGINE								
3.0 AWD	Petrol	250	05/17->	MDC.BE				
ENGINE								
All engines					S10	T10	T20 - T23	T22 - T25
All engines					7.0174			
FP Rear								
ENGINE								
4.0 Turbo	Petrol	404	05/17->	MDC.UA				
ENGINE								
All engines					S10	T10	T20 - T23	T22 - T25
All engines					7.0174			
FP Rear								
CAYMAN I								
ENGINE								
2.7	Petrol	180	07/06-12/09	M 97.20				
ENGINE								
All engines					S10	T10	T20 - T23	T22 - T25
All engines					7.0023			
man 5 speed						7.6195		

S10	OIL PRESSURE WARNING LIGHT SWITCH	T10	REVERSING LIGHT SWITCH	T20	BRAKE LIGHT SWITCH
T22	SWITCH CLUTCH CONTROL (CRUISE CONTROL)	T23	SWITCH BRAKE ACTUATION (ENGINE TIMING)	T25	SWITCH CLUTCH CONTROL (ENGINE CONTROL)

FUNCTIONS ON THE VEHICLE

Vehicle	alim.	kW	Date	Engine	 S10	 T10	 T20 - T23	 T22 - T25
---------	-------	----	------	--------	---	---	--	---

CAYMAN I

ENGINE					S10	T10	T20 - T23	T22 - T25
2.7	Petrol	180	07/06-12/09	M 97.20		7.6256		
Engine Information								
All engines								
man 6 speed								
ENGINE					S10	T10	T20 - T23	T22 - T25
2.9	Petrol	155	02/09-06/13	MA1.20		7.6256		
Engine Information								
All engines								
ENGINE					S10	T10	T20 - T23	T22 - T25
2.9	Petrol	195	02/09-12/12	MA1.20		7.6256		
Engine Information								
All engines								
ENGINE					S10	T10	T20 - T23	T22 - T25
R 3.4	Petrol	243	11/10-12/12	MA1.21		7.6256		
Engine Information								
All engines								
ENGINE					S10	T10	T20 - T23	T22 - T25
S 3.4 Sport	Petrol	223	08/08-12/12	M 97.22		7.6256		
Engine Information								
All engines								
ENGINE					S10	T10	T20 - T23	T22 - T25
S 3.4	Petrol	217	11/05-12/09	M 97.21	7.0023	7.6256		
Engine Information								
All engines								
ENGINE					S10	T10	T20 - T23	T22 - T25
S 3.4	Petrol	235	02/09-06/13	MA1.21		7.6256		
Engine Information								
All engines								

CAYMAN II



ENGINE					S10	T10	T20 - T23	T22 - T25
2.7	Petrol	155	03/13->	MA1.22		7.6256		
Engine Information								
All engines								
ENGINE					S10	T10	T20 - T23	T22 - T25
2.7	Petrol	202	03/13->	MA1.22		7.6256		
Engine Information								
All engines								
->ch. 98EK1 63897, ->ch. 98EK1 83374, ->ch. A8EK1 73954, ->ch. A8EK1 93328							7.1215	T20
ENGINE					S10	T10	T20 - T23	T22 - T25
3.8 GT4	Petrol	283	01/15->	MDB.XA		7.6256		
Engine Information								
All engines								
ENGINE					S10	T10	T20 - T23	T22 - T25
GTS 3.4	Petrol	250	02/14->	--, MA1.23		7.6256		
Engine Information								
All engines								
->ch. 98EK1 63897, ->ch. 98EK1 83374, ->ch. A8EK1 73954, ->ch. A8EK1 93328							7.1215	T20
ENGINE					S10	T10	T20 - T23	T22 - T25
S 3.4	Petrol	239	03/13->	MA1.23		7.6256		
Engine Information								
All engines								
->ch. 98EK1 63897, ->ch. 98EK1 83374, ->ch. A8EK1 73954, ->ch. A8EK1 93328							7.1215	T20

MACAN

ENGINE					S10	T10	T20 - T23	T22 - T25
2.0	Petrol	174	07/14->	MCY.NA		7.0192		
Engine Information								
All engines								
COL:blue, mounted on the oil filter								

S10 OIL PRESSURE WARNING LIGHT SWITCH	T10 REVERSING LIGHT SWITCH	T20 BRAKE LIGHT SWITCH
T22 SWITCH CLUTCH CONTROL (CRUISE CONTROL)	T23 SWITCH BRAKE ACTUATION (ENGINE TIMING)	T25 SWITCH CLUTCH CONTROL (ENGINE CONTROL)

FUNCTIONS ON THE VEHICLE

Vehicle	alim.	kW	Date	Engine	 S10	 T10	 T20 - T23	 T22 - T25
---------	-------	----	------	--------	---	---	--	---

ENGINE				
2.0	Petrol	185	10/15->	MCY.NB, MCY.PA

Engine	Information	S10	T10	T20 - T23	T22 - T25
All engines	COL:blue, FP Left, FP Left Front, mounted on the oil filter, org. ON OIL FILTERHOUSING	7.0192			

ENGINE				
3.0 S [ExtraEU]	Diesel	180	02/14->	MCD.UD

Engine	Information	S10	T10	T20 - T23	T22 - T25
All engines	switch press. 2.0-2.5 bar	7.0190			
All engines	switch press. 0, 75-1, 05 bar	7.0197			

ENGINE				
3.0 S Diesel	Diesel	155	02/14->	MCT.BB

Engine	Information	S10	T10	T20 - T23	T22 - T25
All engines	switch press. 2.0-2.5 bar	7.0190			
All engines	switch press. 0, 75-1, 05 bar	7.0197			

ENGINE				
3.0 S Diesel	Diesel	180	02/14->	MCD.UD

Engine	Information	S10	T10	T20 - T23	T22 - T25
All engines	press. 2, 30 bar	7.0190			
All engines	press. 0, 9 bar	7.0197			

ENGINE				
3.0 S Diesel	Diesel	184	02/14->	MCT.BC

Engine	Information	S10	T10	T20 - T23	T22 - T25
All engines	switch press. 2.0-2.5 bar	7.0190			
All engines	switch press. 0, 75-1, 05 bar	7.0197			

ENGINE				
3.0 S Diesel	Diesel	190	02/14->	MCT.BA

Engine	Information	S10	T10	T20 - T23	T22 - T25
All engines	switch press. 2.0-2.5 bar	7.0190			
All engines	switch press. 0, 75-1, 05 bar	7.0197			

PANAMERA

ENGINE				
2.9 4 E-Hybrid	Petrol/ Electro	243	11/16->	MDG.PA

Engine	Information	S10	T10	T20 - T23	T22 - T25
All engines	FP Rear	7.0174			

ENGINE				
2.9 4 E-Hybrid	Petrol/ Electro	340	11/16->	MDG.PA

Engine	Information	S10	T10	T20 - T23	T22 - T25
All engines	FP Rear	7.0174			

ENGINE				
2.9 4S	Petrol	324	11/16->	MCS.ZA

Engine	Information	S10	T10	T20 - T23	T22 - T25
All engines	FP Rear	7.0174			

ENGINE				
3.0	Petrol	243	11/16->	MCX.TA

Engine	Information	S10	T10	T20 - T23	T22 - T25
All engines	FP Rear	7.0174			

ENGINE				
3.0 4	Petrol	243	11/16->	MCX.TA

Engine	Information	S10	T10	T20 - T23	T22 - T25
All engines	FP Rear	7.0174			

ENGINE				
3.0 4S	Petrol	309	07/13-10/16	MCW.DA

Engine	Information	S10	T10	T20 - T23	T22 - T25
All engines				7.1215 T20	

ENGINE				
3.0 D	Diesel	155	08/11-07/13	MCR.CB

Engine	Information	S10	T10	T20 - T23	T22 - T25
All engines	switch press. 2.0-2.5 bar	7.0190			
All engines	switch press. 0, 75-1, 05 bar	7.0197			
All engines				7.1215 T20	

S10	OIL PRESSURE WARNING LIGHT SWITCH	T10	REVERSING LIGHT SWITCH	T20	BRAKE LIGHT SWITCH
T22	SWITCH CLUTCH CONTROL (CRUISE CONTROL)	T23	SWITCH BRAKE ACTUATION (ENGINE TIMING)	T25	SWITCH CLUTCH CONTROL (ENGINE CONTROL)

FUNCTIONS ON THE VEHICLE

Vehicle	alim.	kW	Date	Engine	 S10	 T10	 T20 - T23	 T22 - T25
---------	-------	----	------	--------	---	---	--	---

ENGINE				
3.0 D	Diesel	184	08/11-07/13	MCR.C, MCR.CC

Engine	Information	S10	T10	T20 - T23	T22 - T25
All engines	switch press. 2.0-2.5 bar	7.0190			
All engines	switch press. 0, 75-1, 05 bar	7.0197			
All engines				7.1215	T20

ENGINE				
3.0 D	Diesel	221	07/13-10/16	MCW.JA

Engine	Information	S10	T10	T20 - T23	T22 - T25
All engines	switch press. 2.0-2.5 bar	7.0190			
All engines	switch press. 0, 75-1, 05 bar	7.0197			
All engines				7.1215	T20

ENGINE				
3.0 S	Petrol	235	07/13->	MCW.FA

Engine	Information	S10	T10	T20 - T23	T22 - T25
All engines				7.1215	T20

ENGINE				
3.0 S	Petrol	309	07/13-10/16	MCW.DA

Engine	Information	S10	T10	T20 - T23	T22 - T25
All engines				7.1215	T20

ENGINE				
3.0 S E-Hybrid	Petrol/ Electro	245	03/11-07/13	MCG.EA, MCG.FA

Engine	Information	S10	T10	T20 - T23	T22 - T25
All engines	FP Lower	7.0190			
All engines				7.1215	T20

ENGINE				
3.0 S E-Hybrid	Petrol/ Electro	279	03/11-07/13	MCG.EA, MCG.FA

Engine	Information	S10	T10	T20 - T23	T22 - T25
All engines	FP Lower	7.0190			
All engines				7.1215	T20

ENGINE				
3.0 S E-Hybrid	Petrol/ Electro	306	07/13-10/16	MCG.EA, MCG.FA

Engine	Information	S10	T10	T20 - T23	T22 - T25
All engines	FP Lower	7.0190			
All engines				7.1215	T20

ENGINE				
3.6	Petrol	220	05/10-07/13	M 46.20

Engine	Information	S10	T10	T20 - T23	T22 - T25
All engines				7.1215	T20

ENGINE				
3.6	Petrol	228	07/13-10/16	MCW.AA, MCX.NA

Engine	Information	S10	T10	T20 - T23	T22 - T25
All engines				7.1215	T20

ENGINE				
3.6 4	Petrol	220	05/10-07/13	M 46.40

Engine	Information	S10	T10	T20 - T23	T22 - T25
All engines				7.1215	T20

ENGINE				
3.6 4	Petrol	228	07/13-10/16	MCW.AA, MCX.NA

Engine	Information	S10	T10	T20 - T23	T22 - T25
All engines				7.1215	T20

ENGINE				
4.0 Turbo	Petrol	404	11/16->	MCV.DA

Engine	Information	S10	T10	T20 - T23	T22 - T25
All engines	FP Rear	7.0174			

ENGINE				
4.0 Turbo E-Hybrid	Petrol/ Electro	404	10/17->	MCV.DA

Engine	Information	S10	T10	T20 - T23	T22 - T25
All engines	FP Rear	7.0174			

S10	OIL PRESSURE WARNING LIGHT SWITCH	T10	REVERSING LIGHT SWITCH	T20	BRAKE LIGHT SWITCH
T22	SWITCH CLUTCH CONTROL (CRUISE CONTROL)	T23	SWITCH BRAKE ACTUATION (ENGINE TIMING)	T25	SWITCH CLUTCH CONTROL (ENGINE CONTROL)

FUNCTIONS ON THE VEHICLE

Vehicle	alim.	kW	Date	Engine	 S10	 T10	 T20 - T23	 T22 - T25
---------	-------	----	------	--------	---	---	--	---

ENGINE								
4.0 Turbo S E-Hybrid	Petrol/ Electro	404	07/17->	MCV.DA				
Engine		Information			S10	T10	T20 - T23	T22 - T25
All engines		FP Rear			7.0174			

ENGINE								
4.0 Turbo S E-Hybrid	Petrol/ Electro	500	07/17->	MCV.DA				
Engine		Information			S10	T10	T20 - T23	T22 - T25
All engines		FP Rear			7.0174			

ENGINE								
4.8 4S	Petrol	294	09/09-07/13	M 48.40				
Engine		Information			S10	T10	T20 - T23	T22 - T25
All engines							7.1215 T20	

ENGINE								
4.8 GTS	Petrol	316	01/12-07/13	M 48.40, MCX.RA				
Engine		Information			S10	T10	T20 - T23	T22 - T25
All engines							7.1215 T20	

ENGINE								
4.8 GTS	Petrol	324	07/13-10/16	MCX.PA, MCX.RA				
Engine		Information			S10	T10	T20 - T23	T22 - T25
All engines							7.1215 T20	

ENGINE								
4.8 S	Petrol	294	09/09-07/13	M 48.20				
Engine		Information			S10	T10	T20 - T23	T22 - T25
All engines							7.1215 T20	

ENGINE								
4.8 S	Petrol	404	05/11-12/13	M 48.70				
Engine		Information			S10	T10	T20 - T23	T22 - T25
All engines							7.1215 T20	

ENGINE								
4.8 Turbo	Petrol	368	09/09-07/13	M 48.70				
Engine		Information			S10	T10	T20 - T23	T22 - T25
All engines							7.1215 T20	

ENGINE								
4.8 Turbo	Petrol	382	07/13-10/16	MCW.BA				
Engine		Information			S10	T10	T20 - T23	T22 - T25
All engines							7.1215 T20	

ENGINE								
4.8 Turbo	Petrol	397	08/10-07/13	M 48.70				
Engine		Information			S10	T10	T20 - T23	T22 - T25
All engines							7.1215 T20	

ENGINE								
4.8 Turbo S	Petrol	419	07/13-10/16	MCW.CA				
Engine		Information			S10	T10	T20 - T23	T22 - T25
All engines							7.1215 T20	





S10	OIL PRESSURE WARNING LIGHT SWITCH	T10	REVERSING LIGHT SWITCH	T20	BRAKE LIGHT SWITCH
T22	SWITCH CLUTCH CONTROL (CRUISE CONTROL)	T23	SWITCH BRAKE ACTUATION (ENGINE TIMING)	T25	SWITCH CLUTCH CONTROL (ENGINE CONTROL)

Vehicle	alim.	kW	Date	Engine	 S10	 T10	 T20 - T23	 T22 - T25
---------	-------	----	------	--------	---	---	--	---

G-MODELL

				ENGINE				
230 GE	Petrol	92	04/82-07/00	M 102.981, M 102.987, M 102.996				
Engine		Information			S10	T10	T20 - T23	T22 - T25
All engines					7.0098		7.1073 T20	
				ENGINE				
230 GE	Petrol	93	06/90-06/93	M 102.989				
Engine		Information			S10	T10	T20 - T23	T22 - T25
All engines						7.6077	7.1073 T20	
				ENGINE				
240 GD	Diesel	53	03/79-08/87	OM 616.936				
Engine		Information			S10	T10	T20 - T23	T22 - T25
All engines					7.0074		7.1073 T20	
				ENGINE				
250 GD	Diesel	62	10/87-12/92	OM 602.930				
Engine		Information			S10	T10	T20 - T23	T22 - T25
All engines					7.0098	7.6077	7.1073 T20	
				ENGINE				
280 GE	Petrol	110	08/84-08/89	M 110.994				
Engine		Information			S10	T10	T20 - T23	T22 - T25
All engines					7.0074		7.1073 T20	
				ENGINE				
290 GD/G 290 D	Diesel	70	04/92-08/97	OM 602.942				
Engine		Information			S10	T10	T20 - T23	T22 - T25
All engines					7.0098		7.1073 T20	
				ENGINE				
300 GD	Diesel	65	12/79-12/91	OM 617.931				
Engine		Information			S10	T10	T20 - T23	T22 - T25
All engines					7.0074		7.1073 T20	
				ENGINE				
300 GD	Diesel	83	09/89-08/93	OM 603.931				
Engine		Information			S10	T10	T20 - T23	T22 - T25
All engines		LHD				7.6077		
All engines							7.1073 T20	
				ENGINE				
300 GE	Petrol	125	06/90-08/93	M 103.987				
Engine		Information			S10	T10	T20 - T23	T22 - T25
All engines						7.6077	7.1073 T20	
				ENGINE				
350 G Turbo D	Diesel	100	09/91-08/96	OM 603.972				
Engine		Information			S10	T10	T20 - T23	T22 - T25
All engines							7.1073 T20	
				ENGINE				
G 290 TD	Diesel	88	07/97-12/99	OM 602.983				
Engine		Information			S10	T10	T20 - T23	T22 - T25
All engines					7.0098		7.1088 T20	
				ENGINE				
G 300 TD	Diesel	130	08/96-12/99	OM 606.964				
Engine		Information			S10	T10	T20 - T23	T22 - T25
All engines					7.0026, 7.0060		7.1088 T20	
				ENGINE				
G 320	Petrol	155	09/94-12/97	M 104.996				
Engine		Information			S10	T10	T20 - T23	T22 - T25
All engines		eng.type 002813 ->			7.0026			
All engines					7.0060		7.1088 T20	
				ENGINE				
G 36 AMG	Petrol	200	01/95-04/98	M 104.952 (AMG 3, 6)				
Engine		Information			S10	T10	T20 - T23	T22 - T25
All engines		eng.type 002813 ->			7.0026			
All engines					7.0060		7.1088 T20	

S10	OIL PRESSURE WARNING LIGHT SWITCH	T10	REVERSING LIGHT SWITCH	T20	BRAKE LIGHT SWITCH
T22	SWITCH CLUTCH CONTROL (CRUISE CONTROL)	T23	SWITCH BRAKE ACTUATION (ENGINE TIMING)	T25	SWITCH CLUTCH CONTROL (ENGINE CONTROL)

Vehicle	alim.	kW	Date	Engine	FUNCTIONS ON THE VEHICLE			
					 S10	 T10	 T20 - T23	 T22 - T25

ENGINE				
G 500	Petrol	218	04/98-12/99	M 113.962





Engine	Information	S10	T10	T20 - T23	T22 - T25
All engines	pole nr. 4			7.1088 T20	
All engines	pole nr. 6			7.1206 T20	

ENGINE				
G 55 AMG	Petrol	260	04/99-12/99	M 113.982

Engine	Information	S10	T10	T20 - T23	T22 - T25
All engines				7.1206 T20	

S10	OIL PRESSURE WARNING LIGHT SWITCH	T10	REVERSING LIGHT SWITCH	T20	BRAKE LIGHT SWITCH
T22	SWITCH CLUTCH CONTROL (CRUISE CONTROL)	T23	SWITCH BRAKE ACTUATION (ENGINE TIMING)	T25	SWITCH CLUTCH CONTROL (ENGINE CONTROL)

FUNCTIONS ON THE VEHICLE

Vehicle	alim.	kW	Date	Engine	 S10	 T10	 T20 - T23	 T22 - T25
---------	-------	----	------	--------	---	---	--	---

11

1.1	Petrol	35	03/83-06/86	ENGINE C1E 715, C1E 720
-----	--------	----	-------------	-----------------------------------

Engine	Information	S10	T10	T20 - T23	T22 - T25
All engines		7.0006	7.6015	7.1012 T20	

1.2	Petrol	40	10/84-12/88	ENGINE C1G 700, C1G 710
-----	--------	----	-------------	-----------------------------------

Engine	Information	S10	T10	T20 - T23	T22 - T25
All engines			7.6015	7.1012 T20	

1.4	Petrol	43	07/86-10/87	ENGINE C2J 720
-----	--------	----	-------------	--------------------------

Engine	Information	S10	T10	T20 - T23	T22 - T25
All engines		7.0006	7.6015	7.1012 T20	

1.4	Petrol	49	03/83-12/88	ENGINE C2J 720, C2J 766, C2J 767, C2J 768
-----	--------	----	-------------	---

Engine	Information	S10	T10	T20 - T23	T22 - T25
All engines		7.0006	7.6015	7.1012 T20	

1.6 D	Diesel	40	08/83-12/88	ENGINE F8M 700, F8M 720, F8M 730
-------	--------	----	-------------	--

Engine	Information	S10	T10	T20 - T23	T22 - T25
All engines		7.0034	7.6015	7.1012 T20	

14

1.4	Petrol	52	09/79-06/83	ENGINE 150
-----	--------	----	-------------	----------------------

Engine	Information	S10	T10	T20 - T23	T22 - T25
All engines			7.6015	7.1012 T20	

18

1.4	Petrol	47	04/78-07/86	ENGINE 847 720, 847 722
-----	--------	----	-------------	-----------------------------------

Engine	Information	S10	T10	T20 - T23	T22 - T25
All engines		7.0006		7.1008 T20	

1.6 TS	Petrol	71	05/82-07/86	ENGINE A6M 725, A6M 726
--------	--------	----	-------------	-----------------------------------

Engine	Information	S10	T10	T20 - T23	T22 - T25
All engines		7.0006		7.1008 T20	

2.0	Petrol	77	05/82-07/86	ENGINE J6R 716
-----	--------	----	-------------	--------------------------

Engine	Information	S10	T10	T20 - T23	T22 - T25
All engines		7.0006		7.1008 T20	

19 I

1.2	Petrol	40	01/88-12/92	ENGINE C1G 730
-----	--------	----	-------------	--------------------------

Engine	Information	S10	T10	T20 - T23	T22 - T25
All engines		7.0076	7.6096		
All engines	pole nr. 2			7.1075 T20	
All engines	pole nr. 3			7.1113 T20	

1.2i	Petrol	0	01/89-12/92	ENGINE E7F
------	--------	---	-------------	----------------------

Engine	Information	S10	T10	T20 - T23	T22 - T25
All engines		7.0076	7.6096		
All engines	pole nr. 2			7.1075 T20	
All engines	pole nr. 3			7.1113 T20	

1.4	Petrol	43	07/88-05/93	ENGINE C2J 772, C3J 710
-----	--------	----	-------------	-----------------------------------

Engine	Information	S10	T10	T20 - T23	T22 - T25
All engines		7.0076	7.6096		
All engines	pole nr. 2			7.1075 T20	
All engines	pole nr. 3			7.1113 T20	

S10	OIL PRESSURE WARNING LIGHT SWITCH	T10	REVERSING LIGHT SWITCH	T20	BRAKE LIGHT SWITCH
T22	SWITCH CLUTCH CONTROL (CRUISE CONTROL)	T23	SWITCH BRAKE ACTUATION (ENGINE TIMING)	T25	SWITCH CLUTCH CONTROL (ENGINE CONTROL)

FUNCTIONS ON THE VEHICLE

Vehicle	alim.	kW	Date	Engine	 S10	 T10	 T20 - T23	 T22 - T25
---------	-------	----	------	--------	---	---	--	---

				ENGINE
1.4	Petrol	50	09/88-09/92	C2J 776

Engine	Information	S10	T10	T20 - T23	T22 - T25
All engines		7.0076	7.6096		
All engines	pole nr. 2			7.1075 T20	
All engines	pole nr. 3			7.1113 T20	

				ENGINE
1.4	Petrol	55	09/90-04/92	E7J 700

Engine	Information	S10	T10	T20 - T23	T22 - T25
All engines		7.0076	7.6096		
All engines	pole nr. 2			7.1075 T20	
All engines	pole nr. 3			7.1113 T20	

				ENGINE
1.4	Petrol	57	07/88-08/90	E6J 700, E6J 701

Engine	Information	S10	T10	T20 - T23	T22 - T25
All engines		7.0076	7.6096		
All engines	pole nr. 2			7.1075 T20	
All engines	pole nr. 3			7.1113 T20	

				ENGINE
1.4	Petrol	58	06/89-08/90	E6J 700

Engine	Information	S10	T10	T20 - T23	T22 - T25
All engines		7.0076	7.6096		
All engines	pole nr. 2			7.1075 T20	
All engines	pole nr. 3			7.1113 T20	

				ENGINE
1.4	Petrol	59	01/88-12/92	E6J 700, E6J 701

Engine	Information	S10	T10	T20 - T23	T22 - T25
All engines		7.0076	7.6096		
All engines	pole nr. 2			7.1075 T20	
All engines	pole nr. 3			7.1113 T20	

				ENGINE
1.4 Cat	Petrol	43	01/89-04/92	C3J 710

Engine	Information	S10	T10	T20 - T23	T22 - T25
All engines		7.0076	7.6096		
All engines	pole nr. 2			7.1075 T20	
All engines	pole nr. 3			7.1113 T20	

				ENGINE
1.7	Petrol	54	09/88-04/92	F3N 740, F3N 741

Engine	Information	S10	T10	T20 - T23	T22 - T25
All engines		7.0110	7.6096		
All engines	pole nr. 2			7.1075 T20	
All engines	pole nr. 3			7.1113 T20	

				ENGINE
1.7	Petrol	55	09/88-12/92	F2N 724

Engine	Information	S10	T10	T20 - T23	T22 - T25
All engines		7.0110	7.6096		
All engines	pole nr. 2			7.1075 T20	
All engines	pole nr. 3			7.1113 T20	

				ENGINE
1.7	Petrol	66	07/88-04/92	F2N 722, F3N 742, F3N 743





Engine	Information	S10	T10	T20 - T23	T22 - T25
All engines		7.0110	7.6096		
All engines	pole nr. 2			7.1075 T20	
All engines	pole nr. 3			7.1113 T20	

				ENGINE
1.7	Petrol	68	09/88-12/92	F2N 720, F2N 721

Engine	Information	S10	T10	T20 - T23	T22 - T25
All engines		7.0110	7.6096		
All engines	pole nr. 2			7.1075 T20	
All engines	pole nr. 3			7.1113 T20	

S10	OIL PRESSURE WARNING LIGHT SWITCH	T10	REVERSING LIGHT SWITCH	T20	BRAKE LIGHT SWITCH
T22	SWITCH CLUTCH CONTROL (CRUISE CONTROL)	T23	SWITCH BRAKE ACTUATION (ENGINE TIMING)	T25	SWITCH CLUTCH CONTROL (ENGINE CONTROL)

FUNCTIONS ON THE VEHICLE

Vehicle	alim.	kW	Date	Engine	 S10	 T10	 T20 - T23	 T22 - T25
---------	-------	----	------	--------	---	---	--	---

ENGINE				
1.7	Petrol	69	09/90-04/92	F2N 721

Engine	Information	S10	T10	T20 - T23	T22 - T25
All engines		7.0110	7.6096		
All engines	pole nr. 2			7.1075 T20	
All engines	pole nr. 3			7.1113 T20	

ENGINE				
1.7	Petrol	70	07/91-04/92	F3N 742, F3N 743

Engine	Information	S10	T10	T20 - T23	T22 - T25
All engines		7.0110	7.6096		
All engines	pole nr. 2			7.1075 T20	
All engines	pole nr. 3			7.1113 T20	

ENGINE				
1.7	Petrol	79	08/88-12/92	F3N 746

Engine	Information	S10	T10	T20 - T23	T22 - T25
All engines		7.0110	7.6096		
All engines	pole nr. 2			7.1075 T20	
All engines	pole nr. 3			7.1113 T20	

ENGINE				
1.8 16V	Petrol	101	06/89-04/92	F7P 700, F7P 704

Engine	Information	S10	T10	T20 - T23	T22 - T25
All engines		7.0110	7.6096		
All engines	pole nr. 2			7.1075 T20	
All engines	pole nr. 3			7.1113 T20	

ENGINE				
1.8 16V	Petrol	103	06/89-09/92	F7P 700

Engine	Information	S10	T10	T20 - T23	T22 - T25
All engines		7.0110	7.6096		
All engines	pole nr. 2			7.1075 T20	
All engines	pole nr. 3			7.1113 T20	

ENGINE				
1.8 16V	Petrol	99	06/89-04/92	F7P 704

Engine	Information	S10	T10	T20 - T23	T22 - T25
All engines		7.0110	7.6096		
All engines	pole nr. 2			7.1075 T20	
All engines	pole nr. 3			7.1113 T20	

ENGINE				
1.9 D	Diesel	47	09/88-04/92	F8Q 706, F8Q 742

Engine	Information	S10	T10	T20 - T23	T22 - T25
All engines		7.0110	7.6096		
All engines	pole nr. 2			7.1075 T20	
All engines	pole nr. 3			7.1113 T20	

ENGINE				
1.9 D	Diesel	48	01/88-12/92	F8Q 706, F8Q 742

Engine	Information	S10	T10	T20 - T23	T22 - T25
All engines		7.0110	7.6096		
All engines	pole nr. 2			7.1075 T20	
All engines	pole nr. 3			7.1113 T20	

ENGINE				
1.9 DT	Diesel	68	09/90-04/92	F8Q 610

Engine	Information	S10	T10	T20 - T23	T22 - T25
All engines		7.0110	7.6096		
All engines	pole nr. 2			7.1075 T20	
All engines	pole nr. 3			7.1113 T20	

ENGINE				
1.9 TD	Diesel	66	09/90-04/92	F8Q 740



Engine	Information	S10	T10	T20 - T23	T22 - T25
All engines		7.0110	7.6096		
All engines	pole nr. 2			7.1075 T20	
All engines	pole nr. 3			7.1113 T20	

S10 OIL PRESSURE WARNING LIGHT SWITCH	T10 REVERSING LIGHT SWITCH	T20 BRAKE LIGHT SWITCH
T22 SWITCH CLUTCH CONTROL (CRUISE CONTROL)	T23 SWITCH BRAKE ACTUATION (ENGINE TIMING)	T25 SWITCH CLUTCH CONTROL (ENGINE CONTROL)

				FUNCTIONS ON THE VEHICLE				
Vehicle	alim.	kW	Date	Engine	 S10	 T10	 T20 - T23	 T22 - T25
1.9 TD					ENGINE			
Diesel	68	09/90-04/92	F8Q 740					
Engine	Information			S10	T10	T20 - T23	T22 - T25	
All engines				7.0110	7.6096			
All engines	pole nr. 2					7.1075 T20		
All engines	pole nr. 3					7.1113 T20		
19 II					ENGINE			
1.2					E7F 730			
Petrol	44	05/92-09/94						
Engine	Information			S10	T10	T20 - T23	T22 - T25	
All engines				7.0076	7.6096			
All engines	pole nr. 2					7.1075 T20		
All engines	pole nr. 3					7.1113 T20		
1.4					ENGINE			
Petrol	43	04/92-12/95	C3J 710					
Engine	Information			S10	T10	T20 - T23	T22 - T25	
All engines				7.0076	7.6096			
All engines	pole nr. 2					7.1075 T20		
All engines	pole nr. 3					7.1113 T20		
1.4					ENGINE			
Petrol	44	05/92-09/94	C3J 710					
Engine	Information			S10	T10	T20 - T23	T22 - T25	
All engines				7.0076	7.6096			
All engines	pole nr. 2					7.1075 T20		
All engines	pole nr. 3					7.1113 T20		
1.4					ENGINE			
Petrol	55	01/92-12/95	E7J 707, E7J 742, E7J 745					
Engine	Information			S10	T10	T20 - T23	T22 - T25	
Eng. E7J 742, E7J 745				7.0076				
All engines					7.6096			
All engines	pole nr. 2					7.1075 T20		
All engines	pole nr. 3					7.1113 T20		
1.4					ENGINE			
Petrol	58	05/92-12/95	E6J 706					
Engine	Information			S10	T10	T20 - T23	T22 - T25	
All engines				7.0076	7.6096			
All engines	pole nr. 2					7.1075 T20		
All engines	pole nr. 3					7.1113 T20		
1.4					ENGINE			
Petrol	59	01/92-12/95	E7J 706					
Engine	Information			S10	T10	T20 - T23	T22 - T25	
All engines				7.0076	7.6096			
All engines	pole nr. 2					7.1075 T20		
All engines	pole nr. 3					7.1113 T20		
1.7					ENGINE			
Petrol	54	04/92-12/95	F3N 740, F3N 741					
Engine	Information			S10	T10	T20 - T23	T22 - T25	
All engines				7.0110	7.6096			
All engines	pole nr. 2					7.1075 T20		
All engines	pole nr. 3					7.1113 T20		
1.7					ENGINE			
Petrol	55	05/92-11/95	F3N 740, F3N 741					
Engine	Information			S10	T10	T20 - T23	T22 - T25	
All engines				7.0110	7.6096			
All engines	pole nr. 2					7.1075 T20		
All engines	pole nr. 3					7.1113 T20		
1.7					ENGINE			
Petrol	66	04/92-12/95	F3N 742, F3N 743					
Engine	Information			S10	T10	T20 - T23	T22 - T25	
All engines				7.0110	7.6096			
All engines	pole nr. 2					7.1075 T20		
All engines	pole nr. 3					7.1113 T20		

S10 OIL PRESSURE WARNING LIGHT SWITCH	T10 REVERSING LIGHT SWITCH	T20 BRAKE LIGHT SWITCH
T22 SWITCH CLUTCH CONTROL (CRUISE CONTROL)	T23 SWITCH BRAKE ACTUATION (ENGINE TIMING)	T25 SWITCH CLUTCH CONTROL (ENGINE CONTROL)

FUNCTIONS ON THE VEHICLE

Vehicle	alim.	kW	Date	Engine	 S10	 T10	 T20 - T23	 T22 - T25
---------	-------	----	------	--------	---	---	--	---

ENGINE				
1.7	Petrol	68	09/90-12/95	F2N 720, F2N 721, F2N 726, F2N 727

Engine	Information	S10	T10	T20 - T23	T22 - T25
All engines		7.0110	7.6096		
All engines	pole nr. 2			7.1075 T20	
All engines	pole nr. 3			7.1113 T20	

ENGINE				
1.7	Petrol	79	05/92-09/94	F3N 746

Engine	Information	S10	T10	T20 - T23	T22 - T25
All engines		7.0110	7.6096		
All engines	pole nr. 2			7.1075 T20	
All engines	pole nr. 3			7.1113 T20	

ENGINE				
1.8	Petrol	65	04/92-06/96	F3P 704, F3P 705, F3P 706, F3P 707, F3P 708, F3P 760

Engine	Information	S10	T10	T20 - T23	T22 - T25
All engines		7.0110	7.6096		
All engines	pole nr. 2			7.1075 T20	
All engines	pole nr. 3			7.1113 T20	

ENGINE				
1.8	Petrol	66	04/92-06/96	F3P 706, F3P 760

Engine	Information	S10	T10	T20 - T23	T22 - T25
All engines		7.0110	7.6096		
All engines	pole nr. 2			7.1075 T20	
All engines	pole nr. 3			7.1113 T20	

ENGINE				
1.8	Petrol	67	05/92-09/94	F3P 765

Engine	Information	S10	T10	T20 - T23	T22 - T25
All engines		7.0110	7.6096		
All engines	pole nr. 2			7.1075 T20	
All engines	pole nr. 3			7.1113 T20	

ENGINE				
1.8	Petrol	79	05/92-06/96	F3P 682, F3P 700, F3P 764, F3P 765

Engine	Information	S10	T10	T20 - T23	T22 - T25
All engines		7.0110	7.6096		
All engines	pole nr. 2			7.1075 T20	
All engines	pole nr. 3			7.1113 T20	

ENGINE				
1.8	Petrol	81	04/92-05/94	F3P 700

Engine	Information	S10	T10	T20 - T23	T22 - T25
All engines		7.0110	7.6096		
All engines	pole nr. 2			7.1075 T20	
All engines	pole nr. 3			7.1113 T20	

ENGINE				
1.8 16V	Petrol	101	05/92-04/94	F7P 704

Engine	Information	S10	T10	T20 - T23	T22 - T25
All engines		7.0110	7.6096		
All engines	pole nr. 2			7.1075 T20	
All engines	pole nr. 3			7.1113 T20	

ENGINE				
1.8 16V	Petrol	99	04/92-06/96	F7P 704

Engine	Information	S10	T10	T20 - T23	T22 - T25
All engines		7.0110	7.6096		
All engines	pole nr. 2			7.1075 T20	
All engines	pole nr. 3			7.1113 T20	

ENGINE				
1.9 D	Diesel	47	04/92-12/95	F8Q 742

Engine	Information	S10	T10	T20 - T23	T22 - T25
All engines		7.0110	7.6096		
All engines	pole nr. 2			7.1075 T20	

S10 OIL PRESSURE WARNING LIGHT SWITCH	T10 REVERSING LIGHT SWITCH	T20 BRAKE LIGHT SWITCH
T22 SWITCH CLUTCH CONTROL (CRUISE CONTROL)	T23 SWITCH BRAKE ACTUATION (ENGINE TIMING)	T25 SWITCH CLUTCH CONTROL (ENGINE CONTROL)

FUNCTIONS ON THE VEHICLE

Vehicle	alim.	kW	Date	Engine	 S10	 T10	 T20 - T23	 T22 - T25
---------	-------	----	------	--------	---	---	--	---

				ENGINE
1.9 D	Diesel	47	04/92-12/95	F8Q 742

Engine	Information	S10	T10	T20 - T23	T22 - T25
All engines	pole nr. 3			7.1113 T20	

				ENGINE
1.9 D	Diesel	48	03/92-12/95	F8Q 706, F8Q 742

Engine	Information	S10	T10	T20 - T23	T22 - T25
All engines		7.0110	7.6096		
All engines	pole nr. 2			7.1075 T20	
All engines	pole nr. 3			7.1113 T20	

				ENGINE
1.9 D	Diesel	68	05/92-11/95	F8Q 740, F8Q 744

Engine	Information	S10	T10	T20 - T23	T22 - T25
All engines		7.0110	7.6096		
All engines	pole nr. 2			7.1075 T20	
All engines	pole nr. 3			7.1113 T20	

				ENGINE
1.9 dT	Diesel	66	04/92-12/95	F8Q 744

Engine	Information	S10	T10	T20 - T23	T22 - T25
All engines		7.0110	7.6096		
All engines	pole nr. 2			7.1075 T20	
All engines	pole nr. 3			7.1113 T20	

				ENGINE
1.9 dT	Diesel	68	03/92-12/95	F8Q 740

Engine	Information	S10	T10	T20 - T23	T22 - T25
All engines		7.0110	7.6096		
All engines	pole nr. 2			7.1075 T20	
All engines	pole nr. 3			7.1113 T20	

				ENGINE
1.9 TD	Bi-Fuel	66	09/94-12/95	F8Q 610, F8Q 768

Engine	Information	S10	T10	T20 - T23	T22 - T25
All engines		7.0110	7.6096		
All engines	pole nr. 2			7.1075 T20	
All engines	pole nr. 3			7.1113 T20	

				ENGINE
2.0	Petrol	76	10/80-12/83	829 702, 829 703

Engine	Information	S10	T10	T20 - T23	T22 - T25
All engines		7.0006	7.6017	7.1008 T20	

				ENGINE
2.0	Petrol	80	10/77-10/80	829 700, 829 701, 829.01

Engine	Information	S10	T10	T20 - T23	T22 - T25
All engines		7.0006	7.6017	7.1008 T20	

				ENGINE
21	Petrol	0	06/90-12/91	C2L 717

Engine	Information	S10	T10	T20 - T23	T22 - T25
All engines		7.0076			
All engines	without cable		7.6096		
All engines	+manual transmission			7.1012 T20	
All engines	+automatic transmission			7.1113 T20	

				ENGINE
1.4	Petrol	51	06/88-12/95	C2J 770, C2L 714

Engine	Information	S10	T10	T20 - T23	T22 - T25
All engines		7.0076		7.1012 T20	
All engines	without cable		7.6096		

				ENGINE
1.7	Petrol	54	06/86-12/95	F2N 750, F2N 758, F2N 786, F3N 726

Engine	Information	S10	T10	T20 - T23	T22 - T25
Eng. F2N 750	press. 0, 30 bar	7.0076			
Eng. F2N 758, F2N 786, F3N 726	press. 0, 20 bar	7.0110			

S10	OIL PRESSURE WARNING LIGHT SWITCH	T10	REVERSING LIGHT SWITCH	T20	BRAKE LIGHT SWITCH
T22	SWITCH CLUTCH CONTROL (CRUISE CONTROL)	T23	SWITCH BRAKE ACTUATION (ENGINE TIMING)	T25	SWITCH CLUTCH CONTROL (ENGINE CONTROL)

FUNCTIONS ON THE VEHICLE

Vehicle	alim.	kW	Date	Engine	 S10	 T10	 T20 - T23	 T22 - T25
---------	-------	----	------	--------	---	---	--	---

ENGINE				
1.7	Petrol	54	06/86-12/95	F2N 750, F2N 758, F2N 786, F3N 726

Engine	Information	S10	T10	T20 - T23	T22 - T25
All engines	COL:black		7.6015		
All engines	COL:green		7.6096		
All engines	+manual transmission			7.1012	T20
Eng. F3N 726	+automatic transmission			7.1113	T20

ENGINE				
1.7	Petrol	55	03/86-05/93	F2N 712, F3N 726

Engine	Information	S10	T10	T20 - T23	T22 - T25
Eng. F2N 712	press. 0, 30 bar	7.0076			
Eng. F3N 726	press. 0, 20 bar	7.0110			
All engines	COL:black		7.6015		
All engines	COL:green		7.6096		
All engines	+manual transmission			7.1012	T20
Eng. F3N 726	+automatic transmission			7.1113	T20

ENGINE				
1.7	Petrol	64	06/87-04/89	F2N 752

Engine	Information	S10	T10	T20 - T23	T22 - T25
All engines	press. 0, 30 bar	7.0076			
All engines	COL:black		7.6015		
All engines	COL:green		7.6096		
All engines	+manual transmission			7.1012	T20

ENGINE				
1.7	Petrol	65	03/86-04/95	F2N 710, F2N 711, F2N 754

Engine	Information	S10	T10	T20 - T23	T22 - T25
Eng. F2N 710, F2N 711		7.0076			
Eng. F2N 754	press. 0, 20 bar	7.0110			
All engines	COL:black		7.6015		
All engines	COL:green		7.6096		
All engines	+manual transmission			7.1012	T20
Eng. F2N 754	+automatic transmission			7.1113	T20

ENGINE				
1.7	Petrol	66	09/89-06/94	F3N 722, F3N 723

Engine	Information	S10	T10	T20 - T23	T22 - T25
All engines	press. 0, 20 bar	7.0110			
All engines	COL:black		7.6015		
All engines	COL:green		7.6096		
All engines	+manual transmission			7.1012	T20

ENGINE				
1.7	Petrol	69	03/86-02/94	F2N 722, F3N 722, F3N 723

Engine	Information	S10	T10	T20 - T23	T22 - T25
All engines	press. 0, 20 bar	7.0110			
All engines	COL:black		7.6015		
All engines	COL:green		7.6096		
All engines	+manual transmission			7.1012	T20

ENGINE				
1.7	Petrol	70	04/86-06/89	F3N 722, F3N 723

Engine	Information	S10	T10	T20 - T23	T22 - T25
All engines	press. 0, 20 bar	7.0110			
All engines	COL:black		7.6015		
All engines	COL:green		7.6096		
All engines	+manual transmission			7.1012	T20

ENGINE				
1.7 Cat	Petrol	54	05/88-06/93	F3N 726

Engine	Information	S10	T10	T20 - T23	T22 - T25
All engines	press. 0, 20 bar	7.0110			
All engines	COL:black		7.6015		
All engines	COL:green		7.6096		
All engines	+manual transmission			7.1012	T20

S10 OIL PRESSURE WARNING LIGHT SWITCH	T10 REVERSING LIGHT SWITCH	T20 BRAKE LIGHT SWITCH
T22 SWITCH CLUTCH CONTROL (CRUISE CONTROL)	T23 SWITCH BRAKE ACTUATION (ENGINE TIMING)	T25 SWITCH CLUTCH CONTROL (ENGINE CONTROL)

FUNCTIONS ON THE VEHICLE

Vehicle	alim.	kW	Date	Engine	 S10	 T10	 T20 - T23	 T22 - T25
---------	-------	----	------	--------	---	---	--	---

				ENGINE
1.7 Cat	Petrol	54	05/88-06/93	F3N 726

Engine	Information	S10	T10	T20 - T23	T22 - T25
All engines	+automatic transmission			7.1113 T20	

				ENGINE
1.9 D	Diesel	47	03/86-08/94	F8Q 710

Engine	Information	S10	T10	T20 - T23	T22 - T25
All engines	press. 0, 50 bar	7.0075			
All engines	press. 0.20 bar	7.0110			
All engines	-> 31/12/86		7.6015		
All engines	01/01/87 ->, without cable		7.6096		
All engines	+manual transmission			7.1012 T20	
All engines	+automatic transmission			7.1113 T20	

				ENGINE
2.0	Petrol	66	09/89-12/91	F2R 702

Engine	Information	S10	T10	T20 - T23	T22 - T25
All engines	press. 0, 50 bar	7.0075			
All engines	press. 0, 30 bar	7.0076			
All engines	press. 2, 00 bar	7.0084			
All engines	COL:black, no specific info conc. application available		7.6015, 7.6017		
All engines	4WD		7.6096		
All engines	with cable		7.6106		
All engines	COL:green		7.6114		
All engines	+manual transmission			7.1012 T20	
All engines	+automatic transmission			7.1113 T20	

				ENGINE
2.0	Petrol	75	03/86-10/93	J6R 758, J6R 759, J6R 792, J6R 793

Engine	Information	S10	T10	T20 - T23	T22 - T25
Eng. J6R 759, J6R 792	press. 0, 50 bar	7.0075			
Eng. J6R 758, J6R 793	press. 0, 30 bar	7.0076			
Eng. J6R 793	press. 2, 00 bar	7.0084			
Eng. J6R 759, J6R 792	press. 0.20 bar	7.0110			
All engines	COL:black, no specific info conc. application available		7.6015, 7.6017		
All engines	4WD		7.6096		
All engines	with cable		7.6106		
All engines	COL:green		7.6114		
All engines	+manual transmission			7.1012 T20	
All engines	+automatic transmission			7.1113 T20	

				ENGINE
2.0	Petrol	76	04/88-06/89	J6R 792, J6R 793

Engine	Information	S10	T10	T20 - T23	T22 - T25
Eng. J6R 792	press. 0, 50 bar	7.0075			
Eng. J6R 793	press. 0, 30 bar	7.0076			
Eng. J6R 793	press. 2, 00 bar	7.0084			
Eng. J6R 792	press. 0.20 bar	7.0110			
All engines	COL:black, no specific info conc. application available		7.6015, 7.6017		
All engines	4WD		7.6096		
All engines	with cable		7.6106		
All engines	COL:green		7.6114		
All engines	+manual transmission			7.1012 T20	
All engines	+automatic transmission			7.1113 T20	

				ENGINE
2.0	Petrol	78	05/91-10/93	J6R 758

Engine	Information	S10	T10	T20 - T23	T22 - T25
All engines	press. 0, 30 bar	7.0076			
All engines	COL:black, no specific info conc. application available		7.6015, 7.6017		
All engines	4WD		7.6096		
All engines	with cable		7.6106		
All engines	COL:green		7.6114		
All engines	+manual transmission			7.1012 T20	
All engines	+automatic transmission			7.1113 T20	

S10	OIL PRESSURE WARNING LIGHT SWITCH	T10	REVERSING LIGHT SWITCH	T20	BRAKE LIGHT SWITCH
T22	SWITCH CLUTCH CONTROL (CRUISE CONTROL)	T23	SWITCH BRAKE ACTUATION (ENGINE TIMING)	T25	SWITCH CLUTCH CONTROL (ENGINE CONTROL)

FUNCTIONS ON THE VEHICLE

Vehicle	alim.	kW	Date	Engine	 S10	 T10	 T20 - T23	 T22 - T25
---------	-------	----	------	--------	---	---	--	---

ENGINE				
2.0	Petrol	85	03/86-12/88	J7R 750, J7R 751

Engine	Information	S10	T10	T20 - T23	T22 - T25
All engines	press. 0, 50 bar	7.0075			
All engines	press. 0, 30 bar	7.0076			
All engines	press. 2, 00 bar	7.0084			
All engines	COL:black, no specific info conc. application available		7.6015, 7.6017		
All engines	4WD		7.6096		
All engines	with cable		7.6106		
All engines	COL:green		7.6114		
All engines	+manual transmission			7.1012	T20
Eng. J7R 751	no specific info conc. application available			7.1072	T20
All engines	+automatic transmission			7.1113	T20

ENGINE				
2.0	Petrol	86	04/86-06/92	J7R 750, J7R 751

Engine	Information	S10	T10	T20 - T23	T22 - T25
All engines	press. 0, 50 bar	7.0075			
All engines	press. 0, 30 bar	7.0076			
All engines	press. 2, 00 bar	7.0084			
All engines	COL:black, no specific info conc. application available		7.6015, 7.6017		
All engines	4WD		7.6096		
All engines	with cable		7.6106		
All engines	COL:green		7.6114		
All engines	+manual transmission			7.1012	T20
Eng. J7R 751	no specific info conc. application available			7.1072	T20
All engines	+automatic transmission			7.1113	T20

ENGINE				
2.0	Petrol	88	03/86-12/93	J7R 746, J7R 747

Engine	Information	S10	T10	T20 - T23	T22 - T25
All engines	press. 0, 50 bar	7.0075			
All engines	press. 0, 30 bar	7.0076			
All engines	COL:black, no specific info conc. application available		7.6015, 7.6017		
All engines	4WD		7.6096		
All engines	with cable		7.6106		
All engines	COL:green		7.6114		
All engines	+manual transmission			7.1012	T20
All engines	+automatic transmission			7.1113	T20

ENGINE				
2.0	Petrol	99	02/90-06/94	J7R 740

Engine	Information	S10	T10	T20 - T23	T22 - T25
All engines	press. 0, 50 bar	7.0075			
All engines	press. 0, 30 bar	7.0076			
All engines	press. 2, 00 bar	7.0084			
All engines	COL:black, no specific info conc. application available		7.6015, 7.6017		
All engines	4WD		7.6096		
All engines	with cable		7.6106		
All engines	COL:green		7.6114		
All engines	+manual transmission			7.1012	T20
All engines	+automatic transmission			7.1113	T20

ENGINE				
2.0 4x4	Petrol	88	03/89-12/93	J7R 746, J7R 747

Engine	Information	S10	T10	T20 - T23	T22 - T25
All engines	press. 0, 50 bar	7.0075			
All engines	press. 0, 30 bar	7.0076			
All engines	press. 2, 00 bar	7.0084			
All engines	4WD		7.6096		
All engines	without cable		7.6114		
All engines	+manual transmission			7.1012	T20
All engines	+automatic transmission			7.1113	T20

S10	OIL PRESSURE WARNING LIGHT SWITCH	T10	REVERSING LIGHT SWITCH	T20	BRAKE LIGHT SWITCH
T22	SWITCH CLUTCH CONTROL (CRUISE CONTROL)	T23	SWITCH BRAKE ACTUATION (ENGINE TIMING)	T25	SWITCH CLUTCH CONTROL (ENGINE CONTROL)

FUNCTIONS ON THE VEHICLE

Vehicle	alim.	kW	Date	Engine	 S10	 T10	 T20 - T23	 T22 - T25
---------	-------	----	------	--------	---	---	--	---

ENGINE				
2.0 4x4	Petrol	99	12/89-02/94	J7R 740

Engine	Information	S10	T10	T20 - T23	T22 - T25
All engines	press. 0, 50 bar	7.0075			
All engines	press. 0, 30 bar	7.0076			
All engines	press. 2, 00 bar	7.0084			
All engines	without cable		7.6114		
All engines	+manual transmission			7.1012 T20	
All engines	+automatic transmission			7.1113 T20	

ENGINE				
2.0 Turbo	Petrol	119	02/90-10/92	J7R 756

Engine	Information	S10	T10	T20 - T23	T22 - T25
All engines	press. 0, 50 bar	7.0075			
All engines	without cable		7.6114		
All engines	+manual transmission			7.1012 T20	
All engines	+automatic transmission			7.1113 T20	

ENGINE				
2.0 Turbo	Petrol	129	04/87-03/90	J7R 752

Engine	Information	S10	T10	T20 - T23	T22 - T25
All engines	press. 0, 50 bar	7.0075			
All engines	4WD		7.6096		
All engines	without cable		7.6114		
All engines	+manual transmission			7.1012 T20	
All engines	+automatic transmission			7.1113 T20	

ENGINE				
2.0 Turbo 4x4	Petrol	119	02/90-10/92	J7R 756

Engine	Information	S10	T10	T20 - T23	T22 - T25
All engines	press. 0, 50 bar	7.0075			
All engines	press. 0, 30 bar	7.0076			
All engines	press. 2, 00 bar	7.0084			
All engines	without cable		7.6114		
All engines	+manual transmission			7.1012 T20	
All engines	+automatic transmission			7.1113 T20	

ENGINE				
2.0 Turbo 4x4	Petrol	129	08/89-10/93	J7R 752

Engine	Information	S10	T10	T20 - T23	T22 - T25
All engines	press. 0, 50 bar	7.0075			
All engines	press. 0, 30 bar	7.0076			
All engines	press. 2, 00 bar	7.0084			
All engines	4WD		7.6096		
All engines	without cable		7.6114		
All engines	+manual transmission			7.1012 T20	
All engines	+automatic transmission			7.1113 T20	

ENGINE				
2.0 TXi	Petrol	100	07/89-05/93	J7R 740, J7R 754


Engine	Information	S10	T10	T20 - T23	T22 - T25
All engines	press. 0, 50 bar	7.0075			
All engines	press. 0, 30 bar	7.0076			
All engines	press. 2, 00 bar	7.0084			
Eng. J7R 754	4WD		7.6096		
All engines	without cable		7.6114		
All engines	+manual transmission			7.1012 T20	
All engines	+automatic transmission			7.1113 T20	

ENGINE				
2.1 D	Diesel	48	03/86-09/90	J8S 704

Engine	Information	S10	T10	T20 - T23	T22 - T25
All engines	press. 0, 50 bar	7.0075			
All engines	press. 0, 30 bar	7.0076			
All engines	press. 2, 00 bar	7.0084			
All engines	no specific info conc. application available		7.6017		
All engines	4WD		7.6096		
All engines	without cable		7.6114		
All engines				7.1012 T20	

S10	OIL PRESSURE WARNING LIGHT SWITCH	T10	REVERSING LIGHT SWITCH	T20	BRAKE LIGHT SWITCH
T22	SWITCH CLUTCH CONTROL (CRUISE CONTROL)	T23	SWITCH BRAKE ACTUATION (ENGINE TIMING)	T25	SWITCH CLUTCH CONTROL (ENGINE CONTROL)

FUNCTIONS ON THE VEHICLE

Vehicle	alim.	kW	Date	Engine	 S10	 T10	 T20 - T23	 T22 - T25
---------	-------	----	------	--------	---	---	--	---

ENGINE				
2.1 D	Diesel	49	06/86-08/94	J8S 704

Engine	Information	S10	T10	T20 - T23	T22 - T25
All engines	press. 0, 50 bar	7.0075			
All engines	press. 0, 30 bar	7.0076			
All engines	press. 2, 00 bar	7.0084			
All engines	no specific info conc. application available		7.6017		
All engines	4WD		7.6096		
All engines	without cable		7.6114		
All engines				7.1012	T20

ENGINE				
2.1 D	Diesel	50	07/89-05/93	J8S 704, J8S 784

Engine	Information	S10	T10	T20 - T23	T22 - T25
All engines	press. 0, 50 bar	7.0075			
All engines	press. 0, 30 bar	7.0076			
All engines	press. 2, 00 bar	7.0084			
All engines	no specific info conc. application available		7.6017		
All engines	4WD		7.6096		
All engines	without cable		7.6114		
All engines				7.1012	T20
Eng. J8S 784	+automatic transmission			7.1113	T20

ENGINE				
2.1 D	Diesel	51	02/92-09/95	J8S 784

Engine	Information	S10	T10	T20 - T23	T22 - T25
All engines	press. 0, 50 bar	7.0075			
All engines	press. 0, 30 bar	7.0076			
All engines	press. 2, 00 bar	7.0084			
All engines	no specific info conc. application available		7.6017		
All engines	4WD		7.6096		
All engines	without cable		7.6114		
All engines				7.1012	T20
All engines	+automatic transmission			7.1113	T20

ENGINE				
2.1 D	Diesel	53	05/89-06/94	J8S 740

Engine	Information	S10	T10	T20 - T23	T22 - T25
All engines	press. 0, 50 bar	7.0075			
All engines	press. 0, 30 bar	7.0076			
All engines	press. 2, 00 bar	7.0084			
All engines	no specific info conc. application available		7.6017		
All engines	4WD		7.6096		
All engines	without cable		7.6114		
All engines				7.1012	T20
All engines	+automatic transmission			7.1113	T20

ENGINE				
2.1 D 4x4	Diesel	48	10/88-05/92	J8S 704

Engine	Information	S10	T10	T20 - T23	T22 - T25
All engines	press. 0, 50 bar	7.0075			
All engines	press. 0, 30 bar	7.0076			
All engines	press. 2, 00 bar	7.0084			
All engines	no specific info conc. application available		7.6017		
All engines	4WD		7.6096		
All engines	without cable		7.6114		
All engines				7.1012	T20

ENGINE				
2.1 TD	Diesel	50	04/86-06/89	J8S 704

Engine	Information	S10	T10	T20 - T23	T22 - T25
All engines	press. 0, 50 bar	7.0075			
All engines	press. 0, 30 bar	7.0076			
All engines	press. 2, 00 bar	7.0084			
All engines	no specific info conc. application available		7.6017		
All engines	4WD		7.6096		
All engines	without cable		7.6114		
All engines				7.1012	T20

S10	OIL PRESSURE WARNING LIGHT SWITCH	T10	REVERSING LIGHT SWITCH	T20	BRAKE LIGHT SWITCH
T22	SWITCH CLUTCH CONTROL (CRUISE CONTROL)	T23	SWITCH BRAKE ACTUATION (ENGINE TIMING)	T25	SWITCH CLUTCH CONTROL (ENGINE CONTROL)

FUNCTIONS ON THE VEHICLE

Vehicle	alim.	kW	Date	Engine	 S10	 T10	 T20 - T23	 T22 - T25
---------	-------	----	------	--------	---	---	--	---

ENGINE				
2.1 Turbo-D	Diesel	65	03/86-06/94	J8S 604, J8S 714, J8S 742, J8S 746, J8S 786, J8S 788

Engine	Information	S10	T10	T20 - T23	T22 - T25
Eng. J8S 714, J8S 742, J8S 746, J8S 786, J8S 788	press. 0, 50 bar	7.0075			
All engines	press. 0, 30 bar	7.0076			
Eng. J8S 714, J8S 742, J8S 746, J8S 786, J8S 788	press. 2, 00 bar	7.0084			
Eng. J8S 714	no specific info conc. application available		7.6017		
All engines	4WD		7.6096		
All engines	without cable		7.6114		
All engines				7.1012	T20
Eng. J8S 742, J8S 746, J8S 786, J8S 788	+automatic transmission			7.1113	T20

ENGINE				
2.2	Petrol	79	06/86-12/95	J7T 754, J7T 755, J7T 756

Engine	Information	S10	T10	T20 - T23	T22 - T25
All engines	press. 0, 50 bar	7.0075			
All engines	press. 0, 30 bar	7.0076			
All engines	press. 2, 00 bar	7.0084			
All engines	without cable		7.6114		
All engines				7.1012	T20
All engines	+automatic transmission			7.1113	T20

ENGINE				
2.2	Petrol	81	04/86-05/93	J7T 755

Engine	Information	S10	T10	T20 - T23	T22 - T25
All engines	press. 0, 50 bar	7.0075			
All engines	press. 0, 30 bar	7.0076			
All engines	press. 2, 00 bar	7.0084			
All engines	without cable		7.6114		
All engines				7.1012	T20
All engines	+automatic transmission			7.1113	T20

ENGINE				
2.2	Petrol	85	03/86-12/95	J6T 790, J6T 791

Engine	Information	S10	T10	T20 - T23	T22 - T25
All engines	press. 0, 30 bar	7.0076			
All engines	4WD		7.6096		
All engines	without cable		7.6114		
All engines				7.1012	T20

ENGINE				
2.2 4x4	Petrol	79	06/86-06/94	J7T 754, J7T 755

Engine	Information	S10	T10	T20 - T23	T22 - T25
All engines	press. 0, 50 bar	7.0075			
All engines	press. 0, 30 bar	7.0076			
All engines	press. 2, 00 bar	7.0084			
All engines			7.6114	7.1012	T20
All engines	+automatic transmission			7.1113	T20

25

ENGINE				
2.0	Petrol	74	04/84-12/92	J6R 706, J6R 707, J6R 762, J6R 763




Engine	Information	S10	T10	T20 - T23	T22 - T25
All engines	COL:black	7.0006			
All engines	COL:white	7.0076			
All engines	01/01/89 ->		7.6114		
All engines	pole nr. 2			7.1012	T20
All engines	pole nr. 3			7.1113	T20

ENGINE				
2.0	Petrol	88	03/87-12/93	J7R 722, J7R 723

Engine	Information	S10	T10	T20 - T23	T22 - T25
All engines	COL:black	7.0006			
All engines	COL:white	7.0076			
All engines	01/01/89 ->		7.6114		
All engines	pole nr. 2			7.1012	T20

S10	OIL PRESSURE WARNING LIGHT SWITCH	T10	REVERSING LIGHT SWITCH	T20	BRAKE LIGHT SWITCH
T22	SWITCH CLUTCH CONTROL (CRUISE CONTROL)	T23	SWITCH BRAKE ACTUATION (ENGINE TIMING)	T25	SWITCH CLUTCH CONTROL (ENGINE CONTROL)

FUNCTIONS ON THE VEHICLE

Vehicle	alim.	kW	Date	Engine	 S10	 T10	 T20 - T23	 T22 - T25
---------	-------	----	------	--------	---	---	--	---

ENGINE				
2.0	Petrol	88	03/87-12/93	J7R 722, J7R 723

Engine	Information	S10	T10	T20 - T23	T22 - T25
All engines	pole nr. 3			7.1113 T20	

ENGINE				
2.0 12V	Petrol	103	06/88-12/93	J7R 720, J7R 721

Engine	Information	S10	T10	T20 - T23	T22 - T25
All engines	press. 0, 35 bar	7.0006			
All engines	press. 0, 50 bar	7.0075			
All engines	press. 0, 30 bar	7.0076			
All engines	01/01/89 ->		7.6114		
All engines	pole nr. 2			7.1012 T20	
All engines	pole nr. 3			7.1113 T20	

ENGINE				
2.0 12V	Petrol	99	06/89-12/92	J7R 726

Engine	Information	S10	T10	T20 - T23	T22 - T25
All engines	press. 0, 35 bar	7.0006			
All engines	press. 0, 50 bar	7.0075			
All engines	press. 0, 30 bar	7.0076			
All engines	01/01/89 ->		7.6114		
All engines	pole nr. 2			7.1012 T20	
All engines	pole nr. 3			7.1113 T20	

ENGINE				
2.1 Diesel	Diesel	46	04/84-05/89	J8S 706

Engine	Information	S10	T10	T20 - T23	T22 - T25
All engines	->eng. F266872	7.0006			
All engines	eng.type F266873 ->	7.0076			
All engines	01/01/89 ->		7.6114		
All engines	pole nr. 2			7.1012 T20	
All engines	pole nr. 3			7.1113 T20	

ENGINE				
2.1 Diesel	Diesel	51	06/89-12/92	J8S 736

Engine	Information	S10	T10	T20 - T23	T22 - T25
All engines		7.0076	7.6114		
All engines	pole nr. 2			7.1012 T20	
All engines	pole nr. 3			7.1113 T20	

ENGINE				
2.1 Turbo-D FWD	Diesel	63	04/84-12/92	J8S 708, J8S 738

Engine	Information	S10	T10	T20 - T23	T22 - T25
Eng. J8S 708	->eng. F296627	7.0006			
All engines	eng.type F296628 ->	7.0076			
All engines	01/01/89 ->		7.6114		
All engines	pole nr. 2			7.1012 T20	
All engines	pole nr. 3			7.1113 T20	





ENGINE				
2.2	Petrol	76	11/85-03/89	J7T 708, J7T 732

Engine	Information	S10	T10	T20 - T23	T22 - T25
All engines	no specific info conc. application available, press. 0, 35 bar	7.0006, 7.0034			
All engines	press. 0, 50 bar	7.0075			
All engines	press. 0, 30 bar	7.0076			
All engines	01/01/89 ->		7.6114		
All engines	pole nr. 2			7.1012 T20	
All engines	pole nr. 3			7.1113 T20	

ENGINE				
2.2	Petrol	79	09/86-12/92	J7T 708, J7T 732, J7T 733

Engine	Information	S10	T10	T20 - T23	T22 - T25
All engines	no specific info conc. application available, press. 0, 35 bar	7.0006, 7.0034			
All engines	press. 0, 50 bar	7.0075			
All engines	press. 0, 30 bar	7.0076			
All engines	01/01/89 ->		7.6114		
All engines	pole nr. 2			7.1012 T20	
All engines	pole nr. 3			7.1113 T20	

S10 OIL PRESSURE WARNING LIGHT SWITCH	T10 REVERSING LIGHT SWITCH	T20 BRAKE LIGHT SWITCH
T22 SWITCH CLUTCH CONTROL (CRUISE CONTROL)	T23 SWITCH BRAKE ACTUATION (ENGINE TIMING)	T25 SWITCH CLUTCH CONTROL (ENGINE CONTROL)

					FUNCTIONS ON THE VEHICLE			
Vehicle	alim.	kW	Date	Engine				
					S10	T10	T20 - T23	T22 - T25

					ENGINE
2.2	Petrol	89	04/84-12/89	J7T 706, J7T 707, J7T 714, J7T 715	

Engine	Information	S10	T10	T20 - T23	T22 - T25
All engines	no specific info conc. application available, press. 0, 35 bar	7.0006, 7.0034			
All engines	press. 0, 50 bar	7.0075			
All engines	press. 0, 30 bar	7.0076			
All engines	01/01/89 ->		7.6114		
All engines	pole nr. 2			7.1012	T20
All engines	pole nr. 3			7.1113	T20

					ENGINE
2.2	Petrol	91	04/84-12/89	J7T 730, J7T 731	

Engine	Information	S10	T10	T20 - T23	T22 - T25
All engines	no specific info conc. application available, press. 0, 35 bar	7.0006, 7.0034			
All engines	press. 0, 50 bar	7.0075			
All engines	press. 0, 30 bar	7.0076			
All engines	01/01/89 ->		7.6114		
All engines	pole nr. 2			7.1012	T20
All engines	pole nr. 3			7.1113	T20

					ENGINE
2.4 V6 Turbo	Petrol	133	10/84-05/90	Z7U 702	

Engine	Information	S10	T10	T20 - T23	T22 - T25
All engines	press. 0, 35 bar	7.0034			
All engines	01/01/89 ->		7.6114		
All engines	pole nr. 2			7.1012	T20
All engines	pole nr. 3			7.1113	T20

					ENGINE
2.5 V6 Turbo	Petrol	151	01/90-12/92	Z7U 700	

Engine	Information	S10	T10	T20 - T23	T22 - T25
All engines	press. 0, 35 bar	7.0034			
All engines	press. 0, 50 bar	7.0075			
All engines			7.6114		
All engines	pole nr. 2			7.1012	T20
All engines	pole nr. 3			7.1113	T20

					ENGINE
2.7 V6 Injection	Petrol	104	04/84-08/89	Z7V 708, Z7V 709, Z7V 711	

Engine	Information	S10	T10	T20 - T23	T22 - T25
All engines	01/01/89 ->		7.6114		
All engines	pole nr. 2			7.1012	T20
All engines	pole nr. 3			7.1113	T20

					ENGINE
2.8 V6	Petrol	115	06/87-02/90	Z7W 700, Z7W 701	

Engine	Information	S10	T10	T20 - T23	T22 - T25
All engines	press. 0, 50 bar	7.0075			
All engines	01/01/89 ->		7.6114		
All engines	pole nr. 2			7.1012	T20
All engines	pole nr. 3			7.1113	T20

					ENGINE
2.8 V6 Injection	Petrol	100	06/86-02/88	Z7W 702	


Engine	Information	S10	T10	T20 - T23	T22 - T25
All engines	pole nr. 2			7.1012	T20
All engines	pole nr. 3			7.1113	T20

					ENGINE
2.8 V6 Injection	Petrol	110	06/87-12/92	Z7W 706, Z7W 707, Z7W 709	

Engine	Information	S10	T10	T20 - T23	T22 - T25
All engines	press. 0, 50 bar	7.0075			
All engines	01/01/89 ->		7.6114		
All engines	pole nr. 2			7.1012	T20
All engines	pole nr. 3			7.1113	T20

S10	OIL PRESSURE WARNING LIGHT SWITCH	T10	REVERSING LIGHT SWITCH	T20	BRAKE LIGHT SWITCH
T22	SWITCH CLUTCH CONTROL (CRUISE CONTROL)	T23	SWITCH BRAKE ACTUATION (ENGINE TIMING)	T25	SWITCH CLUTCH CONTROL (ENGINE CONTROL)

FUNCTIONS ON THE VEHICLE

Vehicle	alim.	kW	Date	Engine	 S10	 T10	 T20 - T23	 T22 - T25
---------	-------	----	------	--------	---	---	--	---

4

ENGINE				
0.8	Petrol	21	10/83-10/88	800 705

Engine	Information	S10	T10	T20 - T23	T22 - T25
All engines		7.0006			
All engines	COL:white			7.1008 T20	
All engines	COL:black			7.1012 T20	

ENGINE				
1.1	Petrol	25	06/78-06/90	688 712

Engine	Information	S10	T10	T20 - T23	T22 - T25
All engines		7.0006			
All engines	COL:white			7.1008 T20	
All engines	COL:black			7.1012 T20	

ENGINE				
1.1	Petrol	33	02/78-03/84	688 712

Engine	Information	S10	T10	T20 - T23	T22 - T25
All engines		7.0006			
All engines	COL:white			7.1008 T20	
All engines	COL:black			7.1012 T20	

5

ENGINE				
1.3	Petrol	33	06/79-09/84	810 719

Engine	Information	S10	T10	T20 - T23	T22 - T25
All engines		7.0006	7.6017	7.1008 T20	

ENGINE				
1.4	Petrol	118	09/80-03/85	840 730

Engine	Information	S10	T10	T20 - T23	T22 - T25
All engines				7.1008 T20	

ENGINE				
1.4 Alpine A5	Petrol	68	09/77-09/81	840 725

Engine	Information	S10	T10	T20 - T23	T22 - T25
All engines		7.0006		7.1008 T20	

ENGINE				
1.4 Alpine Turbo	Petrol	79	10/81-01/85	840 726

Engine	Information	S10	T10	T20 - T23	T22 - T25
All engines		7.0006		7.1008 T20	

ENGINE				
1.4 Turbo	Petrol	118	06/80-01/85	840 730

Engine	Information	S10	T10	T20 - T23	T22 - T25
All engines				7.1008 T20	

9

ENGINE				
1.1	Petrol	35	09/81-05/87	C1E 715

Engine	Information	S10	T10	T20 - T23	T22 - T25
All engines		7.0006	7.6015	7.1012 T20	

ENGINE				
1.2	Petrol	40	09/85-12/88	C1G 700, C1G 710

Engine	Information	S10	T10	T20 - T23	T22 - T25
All engines		7.0006	7.6015	7.1012 T20	

ENGINE				
1.4	Petrol	43	07/86-10/87	C2J 720

Engine	Information	S10	T10	T20 - T23	T22 - T25
All engines		7.0006	7.6015	7.1012 T20	

ENGINE				
1.4	Petrol	49	09/85-12/88	C2J 720

Engine	Information	S10	T10	T20 - T23	T22 - T25
All engines		7.0006	7.6015	7.1012 T20	

ENGINE				
1.6 D	Diesel	40	10/82-12/88	F8M 700, F8M 720, F8M 730

Engine	Information	S10	T10	T20 - T23	T22 - T25
All engines		7.0034	7.6015	7.1012 T20	

S10	OIL PRESSURE WARNING LIGHT SWITCH	T10	REVERSING LIGHT SWITCH	T20	BRAKE LIGHT SWITCH
T22	SWITCH CLUTCH CONTROL (CRUISE CONTROL)	T23	SWITCH BRAKE ACTUATION (ENGINE TIMING)	T25	SWITCH CLUTCH CONTROL (ENGINE CONTROL)

FUNCTIONS ON THE VEHICLE

Vehicle	alim.	kW	Date	Engine	 S10	 T10	 T20 - T23	 T22 - T25
---------	-------	----	------	--------	---	---	--	---

ALASKAN

				ENGINE
2.3 dCi 163 4x4	Diesel	120	09/17->	M9T 260

Engine	Information	S10	T10	T20 - T23	T22 - T25
All engines	COL:blue, switch press. 0.6 bar, thread M14X1.5	7.0178			

				ENGINE
2.3 dCi 190 4x4	Diesel	140	09/17->	M9T 260

Engine	Information	S10	T10	T20 - T23	T22 - T25
All engines	COL:blue, switch press. 0.6 bar, thread M14X1.5	7.0178			

AVANTIME

				ENGINE
2.0 16V Turbo	Petrol	120	11/01-05/03	F4R 760, F4R 761

Engine	Information	S10	T10	T20 - T23	T22 - T25
All engines	COL:grey, switch press. 0.5 bar, thread M14X1.5	7.0151			
All engines	COL:green, Conn. nr. 3, spanner size 24, thread 14x1.5		7.6245		
All engines	thread M16x1.5			7.1113 T20	
Eng. F4R 760					7.1134 T22

				ENGINE
2.0i 16V Turbo	Petrol	121	12/01->	F4R 769

Engine	Information	S10	T10	T20 - T23	T22 - T25
All engines	pole nr. 2		7.6096		
All engines	pole nr. 3		7.6245		
All engines				7.1113 T20	

				ENGINE
2.2 dCi	Diesel	110	05/02-05/03	G9T 712

Engine	Information	S10	T10	T20 - T23	T22 - T25
All engines	COL:grey, switch press. 0.5 bar, thread M14X1.5	7.0151			
All engines	COL:blue, switch press. 0.6 bar, thread M14X1.5	7.0178			
All engines	COL:green, Conn. nr. 3, spanner size 24, thread 14x1.5		7.6245		
All engines	thread M16x1.5			7.1113 T20	
All engines					7.1134 T22

				ENGINE
3.0V6	Petrol	152	09/01-05/03	L7X 720, L7X 721

Engine	Information	S10	T10	T20 - T23	T22 - T25
All engines	COL:green, Conn. nr. 3, spanner size 24, thread 14x1.5		7.6245		
All engines	thread M16x1.5			7.1113 T20	

				ENGINE
3.0i 24V	Petrol	154	05/01->	L7X 722

Engine	Information	S10	T10	T20 - T23	T22 - T25
All engines	pole nr. 2		7.6096		
All engines	pole nr. 3		7.6245		
All engines				7.1113 T20	7.1134 T22

CAPTUR

				ENGINE
0.9 TCe 90	Petrol	66	06/13->	H4B 400, H4B 408

Engine	Information	S10	T10	T20 - T23	T22 - T25
Eng. H4B 408		7.0180			
Eng. H4B 408	COL:green, pole nr. 2, see connection type		7.6096		
All engines	COL:green, Conn. nr. 3, pole nr. 3, spanner size 24, thread 14x1.5		7.6245		
All engines	COL:blue, COL:light blue, Conn. nr. 2, pole nr. 2, see connection type, spanner size 24, thread 14x1.5		7.6271		
All engines	COL:green, COL:grey, no specific info conc. application available, pole nr. 2				7.1223 T22

				ENGINE
1.2 T	Petrol	83	06/13->	HSF 403





Engine	Information	S10	T10	T20 - T23	T22 - T25
All engines		7.0180			

				ENGINE
1.2 TCe 120	Petrol	87	01/16->	HSF 408, HSF 412

Engine	Information	S10	T10	T20 - T23	T22 - T25
All engines	COL:green, Conn. nr. 3, spanner size 24, thread 14x1.5		7.6245		
All engines	COL:grey				7.1223 T22





S10 OIL PRESSURE WARNING LIGHT SWITCH	T10 REVERSING LIGHT SWITCH	T20 BRAKE LIGHT SWITCH
T22 SWITCH CLUTCH CONTROL (CRUISE CONTROL)	T23 SWITCH BRAKE ACTUATION (ENGINE TIMING)	T25 SWITCH CLUTCH CONTROL (ENGINE CONTROL)

FUNCTIONS ON THE VEHICLE

Vehicle	alim.	kW	Date	Engine	 S10	 T10	 T20 - T23	 T22 - T25
ENGINE								
1.3 TCe 150	Petrol	110	02/18->	H5H 450				
Engine	Information				S10	T10	T20 - T23	T22 - T25
All engines	COL:green, Conn. nr. 3, spanner size 24, thread 14x1.5					7.6245		
ENGINE								
1.5 dCi	Diesel	66	06/13->	K9K 628, K9K 838				
Engine	Information				S10	T10	T20 - T23	T22 - T25
Eng. K9K 838					7.0178			
All engines	COL:green, pole nr. 2, see connection type					7.6096		
All engines	pole nr. 3					7.6245		
All engines	COL:light blue, pole nr. 2, see connection type					7.6271		
All engines	COL:green, COL:grey, no specific info conc. application available, pole nr. 2							7.1223 T22
ENGINE								
1.5 dCi 110	Diesel	81	01/15->	K9K 646				
Engine	Information				S10	T10	T20 - T23	T22 - T25
All engines	COL:blue, switch press. 0.6 bar, thread M14X1.5				7.0178			
All engines	COL:green, Conn. nr. 3, spanner size 24, thread 14x1.5					7.6245		
All engines	COL:grey							7.1223 T22
ENGINE								
1.5 dCi 90	Diesel	66	06/13->	K9K 608, K9K 609, K9K 628, K9K 629, K9K 830, K9K 838				
Engine	Information				S10	T10	T20 - T23	T22 - T25
All engines	COL:blue, switch press. 0.6 bar, thread M14X1.5				7.0178			
All engines	COL:green, Conn. nr. 3, spanner size 24, thread 14x1.5					7.6245		
All engines	COL:blue, Conn. nr. 2, spanner size 24, thread 14x1.5					7.6271		
All engines	COL:grey							7.1223 T22
CLIO I								
ENGINE								
1.1	Petrol	34	01/91-09/98	C1E 700				
Engine	Information				S10	T10	T20 - T23	T22 - T25
All engines					7.0076	7.6096	7.1075 T20	
ENGINE								
1.1	Petrol	36	04/92-08/92	C1E 700				
Engine	Information				S10	T10	T20 - T23	T22 - T25
All engines					7.0076	7.6096	7.1075 T20	
ENGINE								
1.2	Petrol	40	06/90-09/98	C3G 720, D7F 730, E5F 716, E7F 706				
Engine	Information				S10	T10	T20 - T23	T22 - T25
All engines					7.0076	7.6096		
All engines	pole nr. 2						7.1075 T20	
All engines	pole nr. 3						7.1113 T20	
ENGINE								
1.2	Petrol	43	05/90-09/98	D7F 730, E7F 700, E7F 708, E7F 750				
Engine	Information				S10	T10	T20 - T23	T22 - T25
All engines					7.0076	7.6096		
All engines	pole nr. 2						7.1075 T20	
All engines	pole nr. 3						7.1113 T20	
ENGINE								
1.2	Petrol	44	05/90-09/98	E5F 710, E7F 750				
Engine	Information				S10	T10	T20 - T23	T22 - T25
All engines					7.0076	7.6096		
All engines	pole nr. 2						7.1075 T20	
All engines	pole nr. 3						7.1113 T20	
ENGINE								
1.4	Petrol	55	06/90-09/98	E6J 718, E7J 756, E7J 757				
Engine	Information				S10	T10	T20 - T23	T22 - T25
All engines					7.0076	7.6096		
All engines	pole nr. 2						7.1075 T20	
All engines	pole nr. 3						7.1113 T20	

S10	OIL PRESSURE WARNING LIGHT SWITCH	T10	REVERSING LIGHT SWITCH	T20	BRAKE LIGHT SWITCH
T22	SWITCH CLUTCH CONTROL (CRUISE CONTROL)	T23	SWITCH BRAKE ACTUATION (ENGINE TIMING)	T25	SWITCH CLUTCH CONTROL (ENGINE CONTROL)

FUNCTIONS ON THE VEHICLE

Vehicle	alim.	kW	Date	Engine	 S10	 T10	 T20 - T23	 T22 - T25
ENGINE								
1.4	Petrol	57	05/90-02/98	E6J 712, E6J 713				
Engine	Information			S10	T10	T20 - T23	T22 - T25	
All engines				7.0076	7.6096			
All engines	pole nr. 2					7.1075	T20	
All engines	pole nr. 3					7.1113	T20	
ENGINE								
1.4	Petrol	58	01/91-09/98	E7J 601, E7J 718, E7J 719, E7J 754				
Engine	Information			S10	T10	T20 - T23	T22 - T25	
All engines				7.0076	7.6096			
All engines	pole nr. 2					7.1075	T20	
All engines	pole nr. 3					7.1113	T20	
ENGINE								
1.4	Petrol	59	01/91-09/98	E7J 710, E7J 711				
Engine	Information			S10	T10	T20 - T23	T22 - T25	
All engines				7.0076	7.6096			
All engines	pole nr. 2					7.1075	T20	
All engines	pole nr. 3					7.1113	T20	
ENGINE								
1.7	Petrol	68	01/91-12/93	F2N 770				
Engine	Information			S10	T10	T20 - T23	T22 - T25	
All engines				7.0110	7.6096			
All engines	pole nr. 2					7.1075	T20	
All engines	pole nr. 3					7.1113	T20	
ENGINE								
1.8	Petrol	65	01/91-09/98	F3P 710, F3P 714				
Engine	Information			S10	T10	T20 - T23	T22 - T25	
All engines				7.0110	7.6096			
All engines	pole nr. 2					7.1075	T20	
All engines	pole nr. 3					7.1113	T20	
ENGINE								
1.8	Petrol	66	08/90-09/98	F3P 754, F3P 755				
Engine	Information			S10	T10	T20 - T23	T22 - T25	
All engines				7.0110	7.6096			
All engines	pole nr. 2					7.1075	T20	
All engines	pole nr. 3					7.1113	T20	
ENGINE								
1.8	Petrol	70	01/91-09/98	F3P 710				
Engine	Information			S10	T10	T20 - T23	T22 - T25	
All engines				7.0110	7.6096			
All engines	pole nr. 2					7.1075	T20	
All engines	pole nr. 3					7.1113	T20	
ENGINE								
1.8 16V	Petrol	100	02/91-10/92	F7P 720				
Engine	Information			S10	T10	T20 - T23	T22 - T25	
All engines				7.0110	7.6096			
All engines	pole nr. 2					7.1075	T20	
All engines	pole nr. 3					7.1113	T20	
ENGINE								
1.8 16V	Petrol	99	01/91-03/96	F7P 722				
Engine	Information			S10	T10	T20 - T23	T22 - T25	
All engines				7.0110	7.6096			
All engines	pole nr. 2					7.1075	T20	
All engines	pole nr. 3					7.1113	T20	
ENGINE								
1.8 Rsi	Petrol	79	08/95-09/98	F3P 758				
Engine	Information			S10	T10	T20 - T23	T22 - T25	
All engines				7.0110	7.6096			
All engines	pole nr. 2					7.1075	T20	
All engines	pole nr. 3					7.1113	T20	

S10	OIL PRESSURE WARNING LIGHT SWITCH	T10	REVERSING LIGHT SWITCH	T20	BRAKE LIGHT SWITCH
T22	SWITCH CLUTCH CONTROL (CRUISE CONTROL)	T23	SWITCH BRAKE ACTUATION (ENGINE TIMING)	T25	SWITCH CLUTCH CONTROL (ENGINE CONTROL)

FUNCTIONS ON THE VEHICLE

Vehicle	alim.	kW	Date	Engine	 S10	 T10	 T20 - T23	 T22 - T25
---------	-------	----	------	--------	---	---	--	---

ENGINE				
1.8 Rsi	Petrol	80	01/93-08/95	F3P 712

Engine	Information	S10	T10	T20 - T23	T22 - T25
All engines		7.0110	7.6096		
All engines	pole nr. 2			7.1075	T20
All engines	pole nr. 3			7.1113	T20

ENGINE				
1.9 D	Diesel	40	01/97-09/98	F8Q 678

Engine	Information	S10	T10	T20 - T23	T22 - T25
All engines		7.0110	7.6096		
All engines	pole nr. 2			7.1075	T20
All engines	pole nr. 3			7.1113	T20

ENGINE				
1.9 D	Diesel	47	01/91-09/98	F8Q 692, F8Q 730, F8Q 732

Engine	Information	S10	T10	T20 - T23	T22 - T25
All engines	-> 25/08/97	7.0110			
Eng. F8Q 692	25/08/97 ->	7.0131			
All engines			7.6096		
All engines	pole nr. 2			7.1075	T20
All engines	pole nr. 3			7.1113	T20

ENGINE				
1.9 D	Diesel	48	01/91-09/98	F8Q 676, F8Q 696, F8Q 730, F8Q 732

Engine	Information	S10	T10	T20 - T23	T22 - T25
All engines	-> 25/08/97	7.0110			
Eng. F8Q 696	25/08/97 ->	7.0131			
All engines			7.6096		
All engines	pole nr. 2			7.1075	T20
All engines	pole nr. 3			7.1113	T20

ENGINE				
1.9 RND	Diesel	40	04/96-02/98	F8Q 678

Engine	Information	S10	T10	T20 - T23	T22 - T25
All engines		7.0110	7.6096		
All engines	pole nr. 2			7.1075	T20
All engines	pole nr. 3			7.1113	T20

ENGINE				
Williams	Petrol	108	01/94-09/98	F7R 700

Engine	Information	S10	T10	T20 - T23	T22 - T25
All engines		7.0075	7.6096		
All engines	pole nr. 2			7.1075	T20
All engines	pole nr. 3			7.1113	T20

CLIO II

ENGINE				
1.0	Petrol	40	02/00-05/01	D7D 760

Engine	Information	S10	T10	T20 - T23	T22 - T25
All engines		7.0076	7.6096		
All engines	pole nr. 2			7.1148	T20
All engines	pole nr. 4			7.1149	T20

ENGINE				
1.0 16V	Petrol	51	01/01->	D4D 700





Engine	Information	S10	T10	T20 - T23	T22 - T25
All engines		7.0076	7.6096		7.1150 T22
All engines	pole nr. 2			7.1148	T20
All engines	pole nr. 4			7.1149	T20

ENGINE				
1.2	Petrol	43	03/98->	D7F 710, D7F 720, D7F 722, D7F 726, D7F 744, D7F 746, D7F 764, D7F 766

Engine	Information	S10	T10	T20 - T23	T22 - T25
All engines	COL:milk white, COL:white, spanner size 21, switch press. 0.3 bar, thread M14x1.5, without cable	7.0076			
All engines	COL:grey, switch press. 0.9 bar	7.0153			

S10	OIL PRESSURE WARNING LIGHT SWITCH	T10	REVERSING LIGHT SWITCH	T20	BRAKE LIGHT SWITCH
T22	SWITCH CLUTCH CONTROL (CRUISE CONTROL)	T23	SWITCH BRAKE ACTUATION (ENGINE TIMING)	T25	SWITCH CLUTCH CONTROL (ENGINE CONTROL)

FUNCTIONS ON THE VEHICLE

Vehicle	alim.	kW	Date	Engine	 S10	 T10	 T20 - T23	 T22 - T25
---------	-------	----	------	--------	---	---	--	---

ENGINE				
1.2	Petrol	43	03/98->	D7F 710, D7F 720, D7F 722, D7F 726, D7F 744, D7F 746, D7F 764, D7F 766

Engine	Information	S10	T10	T20 - T23	T22 - T25
Eng. D7F 710, D7F 722, D7F 744, D7F 764			7.6096		
All engines	COL:black, Conn. nr. 2, pole nr. 2			7.1148 T20	
All engines	COL:white, pole nr. 4			7.1149 T20	
Eng. D7F 720, D7F 726, D7F 746, D7F 764, D7F 766	COL:grey			7.1150 T20	7.1150 T25
Eng. D7F 720, D7F 726, D7F 746, D7F 764, D7F 766	COL:blue			7.1195 T20	
Eng. D7F 720, D7F 726, D7F 746, D7F 764, D7F 766	COL:green			7.1223 T20	

ENGINE				
1.2	Petrol	44	03/99-10/03	D7F 726, D7F 746

Engine	Information	S10	T10	T20 - T23	T22 - T25
All engines	COL:milk white, COL:white, spanner size 21, switch press. 0.3 bar, thread M14x1.5, without cable	7.0076			
All engines	COL:grey, switch press. 0.9 bar	7.0153			
All engines			7.6096		
All engines	COL:black, Conn. nr. 2, pole nr. 2			7.1148 T20	
All engines	COL:white, pole nr. 4			7.1149 T20	
Eng. D7F 746	COL:grey			7.1150 T20	7.1150 T25
Eng. D7F 746	COL:blue			7.1195 T20	
Eng. D7F 746	COL:green			7.1223 T20	

ENGINE				
1.2	Petrol	47	10/12->	D4F 740

Engine	Information	S10	T10	T20 - T23	T22 - T25
All engines	COL:grey, org. 8200670484, org. 8200670490, switch press. 0.9 bar	7.0153			
All engines	COL:white, org. 8200670466, org. 8200670504, switch press. 0.9 bar	7.0179			
All engines	COL:green, Conn. nr. 3, spanner size 24, thread 14x1.5		7.6245		
All engines	COL:blue, Conn. nr. 2, spanner size 24, thread 14x1.5		7.6271		
All engines	COL:grey				7.1223 T22

ENGINE				
1.2	Petrol	48	08/98-05/01	D4F 728

Engine	Information	S10	T10	T20 - T23	T22 - T25
All engines	COL:milk white, spanner size 21, switch press. 0.3 bar, thread M14x1.5, without cable	7.0076			
All engines	COL:green, spanner size 21, switch press. 0.3 bar, thread M14x1.5	7.0181			
All engines	COL:black, Conn. nr. 2			7.1148 T20	
All engines	COL:white			7.1149 T20	

ENGINE				
1.2	Petrol	54	01/14->	D4F 740

Engine	Information	S10	T10	T20 - T23	T22 - T25
All engines	COL:grey, switch press. 0.9 bar	7.0153			
All engines	COL:white, switch press. 0.9 bar	7.0179			
All engines	COL:blue, Conn. nr. 2, spanner size 24, thread 14x1.5		7.6271		
All engines	COL:grey				7.1223 T22

ENGINE				
1.2 16V	Petrol	55	06/01->	D4F 706, D4F 712, D4F 714, D4F 722, D4F 728

Engine	Information	S10	T10	T20 - T23	T22 - T25
All engines	COL:milk white, spanner size 21, switch press. 0.3 bar, thread M14x1.5, without cable	7.0076			
All engines	COL:grey, switch press. 0.9 bar	7.0153			
All engines	COL:green, spanner size 21, switch press. 0.3 bar, thread M14x1.5	7.0181			
All engines	COL:black, Conn. nr. 2			7.1148 T20	
All engines	COL:white			7.1149 T20	
All engines	COL:grey			7.1150 T20	7.1150 T25
All engines	COL:blue			7.1195 T20	
All engines	COL:green			7.1223 T20	

S10	OIL PRESSURE WARNING LIGHT SWITCH	T10	REVERSING LIGHT SWITCH	T20	BRAKE LIGHT SWITCH
T22	SWITCH CLUTCH CONTROL (CRUISE CONTROL)	T23	SWITCH BRAKE ACTUATION (ENGINE TIMING)	T25	SWITCH CLUTCH CONTROL (ENGINE CONTROL)

FUNCTIONS ON THE VEHICLE

Vehicle	alim.	kW	Date	Engine	 S10	 T10	 T20 - T23	 T22 - T25
---------	-------	----	------	--------	---	---	--	---

ENGINE				
1.2 BiFuel	Petrol/ Petroleum Gas (LPG)	44	03/98-10/01	D7F 722

Engine	Information	S10	T10	T20 - T23	T22 - T25
All engines	COL:milk white, spanner size 21, switch press. 0.3 bar, thread M14x1.5, without cable	7.0076			
All engines	COL:black, Conn. nr. 2			7.1148 T20	
All engines	COL:white			7.1149 T20	
All engines	COL:grey			7.1150 T20	
All engines	COL:blue			7.1195 T20	
All engines	COL:green			7.1223 T20	

ENGINE				
1.2 Hi-Flex	Petrol/ Ethanol	58	11/07-12/09	D4F 742

Engine	Information	S10	T10	T20 - T23	T22 - T25
All engines	COL:white, switch press. 0.9 bar	7.0179			

ENGINE				
1.2 LPG	Petrol/ Petroleum Gas (LPG)	43	09/98-06/09	D7F 744, D7F 764, D7F 766

Engine	Information	S10	T10	T20 - T23	T22 - T25
All engines	COL:milk white, spanner size 21, switch press. 0.3 bar, thread M14x1.5, without cable	7.0076			
Eng. D7F 744, D7F 764	COL:grey, switch press. 0.9 bar	7.0153			
All engines	COL:black, Conn. nr. 2			7.1148 T20	
All engines	COL:white			7.1149 T20	
All engines	COL:grey			7.1150 T20	7.1150 T25
All engines	COL:blue			7.1195 T20	
All engines	COL:green			7.1223 T20	

ENGINE				
1.2 LPG	Petrol/ Petroleum Gas (LPG)	44	03/99-05/01	D7F 722

Engine	Information	S10	T10	T20 - T23	T22 - T25
All engines	COL:milk white, spanner size 21, switch press. 0.3 bar, thread M14x1.5, without cable	7.0076			
All engines			7.6096		
All engines	COL:black, Conn. nr. 2			7.1148 T20	
All engines	COL:white			7.1149 T20	
All engines	COL:grey			7.1150 T20	7.1150 T25
All engines	COL:blue			7.1195 T20	
All engines	COL:green			7.1223 T20	

ENGINE				
1.2 LPG	Petrol/ Petroleum Gas (LPG)	53	01/14->	D4F 744

Engine	Information	S10	T10	T20 - T23	T22 - T25
All engines	COL:white, switch press. 0.9 bar	7.0179			
All engines	COL:green, Conn. nr. 3, spanner size 24, thread 14x1.5		7.6245		
All engines	COL:blue, Conn. nr. 2, spanner size 24, thread 14x1.5		7.6271		
All engines	COL:grey				7.1223 T22

ENGINE				
1.4	Petrol	55	03/98-07/06	E7J 634, E7J 635, E7J 780, K7J 700

Engine	Information	S10	T10	T20 - T23	T22 - T25
All engines	COL:milk white, spanner size 21, switch press. 0.3 bar, thread M14x1.5, without cable	7.0076			
Eng. K7J 700	COL:grey, switch press. 0.5 bar, thread M14x1.5	7.0151			
Eng. E7J 634, E7J 780, K7J 700			7.6096		
All engines	COL:black, Conn. nr. 2			7.1148 T20	
All engines	COL:white			7.1149 T20	
All engines	COL:grey			7.1150 T20	7.1150 T25
All engines	COL:blue			7.1195 T20	
All engines	COL:green			7.1223 T20	

S10	OIL PRESSURE WARNING LIGHT SWITCH	T10	REVERSING LIGHT SWITCH	T20	BRAKE LIGHT SWITCH
T22	SWITCH CLUTCH CONTROL (CRUISE CONTROL)	T23	SWITCH BRAKE ACTUATION (ENGINE TIMING)	T25	SWITCH CLUTCH CONTROL (ENGINE CONTROL)

FUNCTIONS ON THE VEHICLE

Vehicle	alim.	kW	Date	Engine	 S10	 T10	 T20 - T23	 T22 - T25
---------	-------	----	------	--------	---	---	--	---

ENGINE				
1.4	Petrol	72	08/00-02/09	K7J 700

Engine	Information	S10	T10	T20 - T23	T22 - T25
All engines	COL:milk white, spanner size 21, switch press. 0.3 bar, thread M14x1.5, without cable	7.0076			
All engines	COL:grey, switch press. 0.5 bar, thread M14X1.5	7.0151			
All engines	COL:black, Conn. nr. 2			7.1148 T20	
All engines	COL:white			7.1149 T20	
All engines	COL:blue			7.1195 T20	
All engines	COL:green			7.1223 T20	
All engines	COL:grey				7.1150 T25

ENGINE				
1.4 16V	Petrol	70	10/99-09/04	K4J 712, K4J 713

Engine	Information	S10	T10	T20 - T23	T22 - T25
All engines	COL:green, switch press. 0.2 bar	7.0131			
All engines			7.6096		
All engines	COL:grey			7.1150 T20	7.1150 T25
All engines	COL:blue			7.1195 T20	
All engines	COL:green			7.1223 T20	

ENGINE				
1.4 16V	Petrol	72	08/00->	K4J 700, K4J 710, K4J 711, K4J 712, K4J 713, K4J 715

Engine	Information	S10	T10	T20 - T23	T22 - T25
Eng. K4J 712, K4J 713, K4J 715	COL:green, switch press. 0.2 bar	7.0131			
Eng. K4J 700, K4J 710, K4J 711	COL:grey, switch press. 0.5 bar, thread M14X1.5	7.0151			
Eng. K4J 700, K4J 710, K4J 711, K4J 712, K4J 713			7.6096		
All engines	COL:black, Conn. nr. 2, pole nr. 2			7.1148 T20	
All engines	COL:white, pole nr. 4			7.1149 T20	
Eng. K4J 710, K4J 711, K4J 712, K4J 713, K4J 715	COL:grey			7.1150 T20	7.1150 T25
Eng. K4J 710, K4J 711, K4J 712, K4J 713, K4J 715	COL:blue			7.1195 T20	
Eng. K4J 710, K4J 711, K4J 712, K4J 713, K4J 715	COL:green			7.1223 T20	

ENGINE				
1.5 dCi	Diesel	42	06/01-12/06	K9K 704

Engine	Information	S10	T10	T20 - T23	T22 - T25
All engines	COL:grey, switch press. 0.5 bar, thread M14X1.5	7.0151			
All engines	COL:blue, switch press. 0.6 bar, thread M14X1.5	7.0178			
All engines	COL:black, Conn. nr. 2			7.1148 T20	
All engines	COL:white			7.1149 T20	
All engines	COL:grey			7.1150 T20	
All engines	COL:blue			7.1195 T20	
All engines	COL:green			7.1223 T20	
All engines					7.1150 T22

ENGINE				
1.5 dCi	Diesel	47	06/05->	K9K 704

Engine	Information	S10	T10	T20 - T23	T22 - T25
All engines	COL:blue, switch press. 0.6 bar, thread M14X1.5	7.0178			
All engines	COL:green, spanner size 21, switch press. 0.3 bar, thread M14x1.5	7.0181			
All engines	COL:green, Conn. nr. 3, spanner size 24, thread 14x1.5		7.6245		
All engines	COL:black, Conn. nr. 2			7.1148 T20	
All engines	COL:white			7.1149 T20	
All engines	COL:grey			7.1150 T20	
All engines	COL:blue			7.1195 T20	
All engines	COL:green			7.1223 T20	
All engines					7.1150 T22

ENGINE				
1.5 dCi	Diesel	48	06/01->	K9K 700, K9K 704

Engine	Information	S10	T10	T20 - T23	T22 - T25
Eng. K9K 700	COL:green, switch press. 0.2 bar	7.0131			
Eng. K9K 704	COL:grey, switch press. 0.5 bar, thread M14X1.5	7.0151			
Eng. K9K 704	COL:blue, switch press. 0.6 bar, thread M14X1.5	7.0178			
Eng. K9K 700	COL:green, spanner size 21, switch press. 0.3 bar, thread M14x1.5	7.0181			

S10 OIL PRESSURE WARNING LIGHT SWITCH	T10 REVERSING LIGHT SWITCH	T20 BRAKE LIGHT SWITCH
T22 SWITCH CLUTCH CONTROL (CRUISE CONTROL)	T23 SWITCH BRAKE ACTUATION (ENGINE TIMING)	T25 SWITCH CLUTCH CONTROL (ENGINE CONTROL)

Vehicle	alim.	kW	Date	Engine	 S10	 T10	 T20 - T23	 T22 - T25
---------	-------	----	------	--------	---	---	--	---

ENGINE				
1.5 dCi	Diesel	48	06/01->	K9K 700, K9K 704

Engine	Information	S10	T10	T20 - T23	T22 - T25
All engines	COL:green, pole nr. 2		7.6096	7.1223 T20	
All engines	pole nr. 3		7.6245		
All engines	COL:light blue, pole nr. 2		7.6271		
All engines	COL:black, Conn. nr. 2, pole nr. 2			7.1148 T20	
All engines	COL:white, pole nr. 4			7.1149 T20	
All engines	COL:grey, pole nr. 2			7.1150 T20	
All engines	COL:blue, pole nr. 2			7.1195 T20	
Eng. K9K 704					7.1150 T22
All engines	COL:grey				7.1150 T25

ENGINE				
1.5 dCi	Diesel	50	04/04->	K9K 700, K9K 714

Engine	Information	S10	T10	T20 - T23	T22 - T25
Eng. K9K 700		7.0131			7.1150 T22
Eng. K9K 714	COL:blue, switch press. 0.6 bar, thread M14X1.5	7.0178			
Eng. K9K 714	COL:green, spanner size 21, switch press. 0.3 bar, thread M14x1.5	7.0181			
Eng. K9K 700	COL:green, pole nr. 2		7.6096		
Eng. K9K 700	pole nr. 3		7.6245		
All engines	COL:blue, COL:light blue, Conn. nr. 2, pole nr. 2, spanner size 24, t.nr. JH3150, thread 14x1.5		7.6271		
All engines	COL:black, Conn. nr. 2, pole nr. 2			7.1148 T20	
All engines	COL:white, pole nr. 4			7.1149 T20	
All engines	COL:grey, pole nr. 2			7.1150 T20	
All engines	COL:blue, pole nr. 2			7.1195 T20	
All engines	COL:green, pole nr. 2			7.1223 T20	
Eng. K9K 714	COL:grey				7.1150 T25

ENGINE				
1.5 dCi	Diesel	59	06/01-10/04	K9K 702

Engine	Information	S10	T10	T20 - T23	T22 - T25
All engines	COL:grey, switch press. 0.5 bar, thread M14X1.5	7.0151			
All engines	COL:blue, switch press. 0.6 bar, thread M14X1.5	7.0178			
All engines	COL:black, Conn. nr. 2			7.1148 T20	
All engines	COL:white			7.1149 T20	
All engines	COL:grey			7.1150 T20	7.1150 T25
All engines	COL:blue			7.1195 T20	
All engines	COL:green			7.1223 T20	
All engines					7.1150 T22

ENGINE				
1.5 dCi	Diesel	60	06/01->	K9K 702, K9K 710, K9K 716

Engine	Information	S10	T10	T20 - T23	T22 - T25
Eng. K9K 702, K9K 710	COL:grey, switch press. 0.5 bar, thread M14X1.5	7.0151			
All engines	COL:blue, switch press. 0.6 bar, thread M14X1.5	7.0178			
Eng. K9K 702	COL:green, pole nr. 2		7.6096		
Eng. K9K 702	pole nr. 3		7.6245		
Eng. K9K 702, K9K 716	COL:blue, COL:light blue, Conn. nr. 2, pole nr. 2, spanner size 24, t.nr. JH3150, thread 14x1.5		7.6271		
All engines	COL:black, Conn. nr. 2, pole nr. 2			7.1148 T20	
All engines	COL:white, pole nr. 4			7.1149 T20	
All engines	COL:grey, pole nr. 2			7.1150 T20	
All engines	COL:blue, pole nr. 2			7.1195 T20	
All engines	COL:green, pole nr. 2			7.1223 T20	
Eng. K9K 702					7.1150 T22
All engines	COL:grey				7.1150 T25

ENGINE				
1.5 dCi	Diesel	62	02/07-06/09	K9K 718

Engine	Information	S10	T10	T20 - T23	T22 - T25
All engines	COL:blue, switch press. 0.6 bar, thread M14X1.5	7.0178			
All engines	COL:green, spanner size 21, switch press. 0.3 bar, thread M14x1.5	7.0181			
All engines	COL:blue, Conn. nr. 2, spanner size 24, thread 14x1.5		7.6271		
All engines	COL:black, Conn. nr. 2			7.1148 T20	
All engines	COL:white			7.1149 T20	

S10 OIL PRESSURE WARNING LIGHT SWITCH	T10 REVERSING LIGHT SWITCH	T20 BRAKE LIGHT SWITCH
T22 SWITCH CLUTCH CONTROL (CRUISE CONTROL)	T23 SWITCH BRAKE ACTUATION (ENGINE TIMING)	T25 SWITCH CLUTCH CONTROL (ENGINE CONTROL)

FUNCTIONS ON THE VEHICLE

Vehicle	alim.	kW	Date	Engine	 S10	 T10	 T20 - T23	 T22 - T25
---------	-------	----	------	--------	---	---	--	---

				ENGINE
1.5 dCi	Diesel	62	02/07-06/09	K9K 718

Engine	Information	S10	T10	T20 - T23	T22 - T25
All engines	COL:grey			7.1150 T20	
All engines	COL:blue			7.1195 T20	
All engines	COL:green			7.1223 T20	

				ENGINE
1.5 dCi	Diesel	63	06/05-07/10	K9K 766

Engine	Information	S10	T10	T20 - T23	T22 - T25
All engines	COL:blue, switch press. 0.6 bar, thread M14X1.5	7.0178			
All engines	-> 01/06/07, COL:blue, Conn. nr. 2, spanner size 24, thread 14x1.5		7.6271		

				ENGINE
1.5 dCi	Diesel	74	01/04->	K9K 712

Engine	Information	S10	T10	T20 - T23	T22 - T25
All engines	COL:grey, switch press. 0.5 bar, thread M14X1.5	7.0151			
All engines	COL:blue, switch press. 0.6 bar, thread M14X1.5	7.0178			
All engines	COL:green, pole nr. 2		7.6096		
All engines	pole nr. 3		7.6245		
All engines	COL:light blue, pole nr. 2		7.6271		
All engines	COL:black, Conn. nr. 2			7.1148 T20	
All engines	COL:white			7.1149 T20	
All engines	COL:grey			7.1150 T20	7.1150 T25
All engines	COL:blue			7.1195 T20	
All engines	COL:green			7.1223 T20	

				ENGINE
1.6	Petrol	58	07/00-10/03	K4M 734

Engine	Information	S10	T10	T20 - T23	T22 - T25
All engines	COL:green, switch press. 0.2 bar	7.0131			

				ENGINE
1.6	Petrol	66	09/98-07/06	K7M 744, K7M 745, K7M 746

Engine	Information	S10	T10	T20 - T23	T22 - T25
All engines	COL:milk white, spanner size 21, switch press. 0.3 bar, thread M14x1.5, without cable	7.0076			
Eng. K7M 744, K7M 745			7.6096		
All engines	COL:black, Conn. nr. 2			7.1148 T20	
All engines	COL:white			7.1149 T20	
All engines	COL:grey			7.1150 T20	7.1150 T25
All engines	COL:blue			7.1195 T20	
All engines	COL:green			7.1223 T20	


				ENGINE
1.6	Petrol	70	07/00-10/03	K4M 732

Engine	Information	S10	T10	T20 - T23	T22 - T25
All engines	COL:green, switch press. 0.2 bar	7.0131			
All engines	COL:black, Conn. nr. 2			7.1148 T20	
All engines	COL:white			7.1149 T20	
All engines	COL:grey			7.1150 T20	
All engines	COL:blue			7.1195 T20	
All engines	COL:green			7.1223 T20	

				ENGINE
1.6	Petrol	79	03/99->	K4M 708, K4M 740, K4M 742, K4M 743, K4M 744, K4M 745, K4M 746, K4M 748

Engine	Information	S10	T10	T20 - T23	T22 - T25
Eng. K4M 708, K4M 740, K4M 742, K4M 743, K4M 748	COL:green, switch press. 0.2 bar	7.0131			
Eng. K4M 742, K4M 743, K4M 744, K4M 745, K4M 746	COL:grey, switch press. 0.5 bar, thread M14X1.5	7.0151			
Eng. K4M 742, K4M 743	COL:green, spanner size 21, switch press. 0.3 bar, thread M14x1.5	7.0181			
All engines	COL:black, Conn. nr. 2			7.1148 T20	
All engines	COL:white			7.1149 T20	
All engines	COL:grey			7.1150 T20	7.1150 T25
All engines	COL:blue			7.1195 T20	
All engines	COL:green			7.1223 T20	

S10 OIL PRESSURE WARNING LIGHT SWITCH	T10 REVERSING LIGHT SWITCH	T20 BRAKE LIGHT SWITCH
T22 SWITCH CLUTCH CONTROL (CRUISE CONTROL)	T23 SWITCH BRAKE ACTUATION (ENGINE TIMING)	T25 SWITCH CLUTCH CONTROL (ENGINE CONTROL)

Vehicle	alim.	kW	Date	Engine	 S10	 T10	 T20 - T23	 T22 - T25
---------	-------	----	------	--------	---	---	--	---

ENGINE				
1.6	Petrol	82	03/99-12/08	K4M 708

Engine	Information	S10	T10	T20 - T23	T22 - T25
All engines	COL:green, switch press. 0.2 bar	7.0131			
All engines	COL:black, Conn. nr. 2			7.1148 T20	
All engines	COL:white			7.1149 T20	
All engines	COL:grey			7.1150 T23	
All engines	COL:blue			7.1195 T20	
All engines	COL:green			7.1223 T23	

ENGINE				
1.6	Petrol	86	01/05-02/10	K4M 748

Engine	Information	S10	T10	T20 - T23	T22 - T25
All engines	COL:green, switch press. 0.2 bar	7.0131			
All engines	COL:black, Conn. nr. 2			7.1148 T20	
All engines	COL:white			7.1149 T20	
All engines	COL:grey			7.1150 T20	
All engines	COL:blue			7.1195 T20	
All engines	COL:green			7.1223 T20	

ENGINE				
1.6 [ExtraEU]	Petrol	82	01/04-12/08	K4M 736

Engine	Information	S10	T10	T20 - T23	T22 - T25
All engines	COL:green, switch press. 0.2 bar	7.0131			
All engines	COL:black, Conn. nr. 2			7.1148 T20	
All engines	COL:white			7.1149 T20	
All engines	COL:grey			7.1150 T20	
All engines	COL:blue			7.1195 T20	
All engines	COL:green			7.1223 T20	

ENGINE				
1.6 16V	Petrol	66	10/99->	K4M 734

Engine	Information	S10	T10	T20 - T23	T22 - T25
All engines		7.0131	7.6096		
All engines	pole nr. 2			7.1148 T20	
All engines	pole nr. 4			7.1149 T20	

ENGINE				
1.6 Hi-Flex	Petrol/ Ethanol	86	04/04-02/10	K4M 742, K4M 743, K4M 748

Engine	Information	S10	T10	T20 - T23	T22 - T25
All engines	COL:green, switch press. 0.2 bar	7.0131			
Eng. K4M 742, K4M 743	COL:grey, switch press. 0.5 bar, thread M14x1.5	7.0151			
Eng. K4M 742, K4M 743	COL:green, spanner size 21, switch press. 0.3 bar, thread M14x1.5	7.0181			
All engines	COL:black, Conn. nr. 2			7.1148 T20	
All engines	COL:white			7.1149 T20	
All engines	COL:grey			7.1150 T20	
All engines	COL:blue			7.1195 T20	
All engines	COL:green			7.1223 T20	

ENGINE				
1.6i	Petrol	66	11/04->	K4M 736





Engine	Information	S10	T10	T20 - T23	T22 - T25
All engines		7.0131	7.6096		
All engines	COL:black, pole nr. 2			7.1148 T20	
All engines	pole nr. 4			7.1149 T20	
All engines	COL:grey, pole nr. 2			7.1150 T20	
All engines	COL:blue, pole nr. 2			7.1195 T20	
All engines	COL:green, pole nr. 2			7.1223 T20	

ENGINE				
1.9	Diesel	47	09/98-05/01	F8Q 630

Engine	Information	S10	T10	T20 - T23	T22 - T25
All engines	COL:green, switch press. 0.2 bar	7.0131			
All engines	COL:black, Conn. nr. 2			7.1148 T20	
All engines	COL:white			7.1149 T20	
All engines	COL:grey			7.1150 T20	7.1150 T25
All engines	COL:blue			7.1195 T20	
All engines	COL:green			7.1223 T20	

S10 OIL PRESSURE WARNING LIGHT SWITCH	T10 REVERSING LIGHT SWITCH	T20 BRAKE LIGHT SWITCH
T22 SWITCH CLUTCH CONTROL (CRUISE CONTROL)	T23 SWITCH BRAKE ACTUATION (ENGINE TIMING)	T25 SWITCH CLUTCH CONTROL (ENGINE CONTROL)

FUNCTIONS ON THE VEHICLE

Vehicle	alim.	kW	Date	Engine	 S10	 T10	 T20 - T23	 T22 - T25
---------	-------	----	------	--------	---	---	--	---

ENGINE				
1.9 D	Diesel	40	03/99-01/00	F8Q 662

Engine	Information	S10	T10	T20 - T23	T22 - T25
All engines	COL:green, switch press. 0.2 bar	7.0131			
All engines			7.6096		7.1150 T22
All engines	COL:black, Conn. nr. 2, pole nr. 2			7.1148 T20	
All engines	COL:white, pole nr. 4			7.1149 T20	
All engines	COL:grey			7.1150 T20	7.1150 T25
All engines	COL:blue			7.1195 T20	
All engines	COL:green			7.1223 T20	

ENGINE				
1.9 D	Diesel	47	09/98->	F8Q 630

Engine	Information	S10	T10	T20 - T23	T22 - T25
All engines	COL:green, switch press. 0.2 bar	7.0131			
All engines	COL:black, Conn. nr. 2			7.1148 T20	
All engines	COL:white			7.1149 T20	
All engines	COL:grey			7.1150 T20	7.1150 T25
All engines	COL:blue			7.1195 T20	
All engines	COL:green			7.1223 T20	

ENGINE				
1.9 D	Diesel	48	02/00-05/01	F8Q 630, F8Q 632

Engine	Information	S10	T10	T20 - T23	T22 - T25
All engines	COL:green, switch press. 0.2 bar	7.0131			
Eng. F8Q 630			7.6096		
All engines	COL:black, Conn. nr. 2, pole nr. 2			7.1148 T20	
All engines	COL:white, pole nr. 4			7.1149 T20	
Eng. F8Q 632	COL:grey			7.1150 T20	7.1150 T25
Eng. F8Q 632	COL:blue			7.1195 T20	
Eng. F8Q 632	COL:green			7.1223 T20	

ENGINE				
1.9 dTi	Diesel	59	12/99->	F9Q 780, F9Q 782

Engine	Information	S10	T10	T20 - T23	T22 - T25
All engines	COL:green, switch press. 0.2 bar	7.0131			
Eng. F9Q 782	COL:grey, switch press. 0.5 bar, thread M14x1.5	7.0151			
All engines			7.6096		
All engines	COL:black, Conn. nr. 2, pole nr. 2			7.1148 T20	
All engines	COL:white, pole nr. 4			7.1149 T20	
All engines	COL:grey			7.1150 T20	7.1150 T25
All engines	COL:blue			7.1195 T20	
All engines	COL:green			7.1223 T20	
Eng. F9Q 782					7.1150 T22

ENGINE				
2.0	Petrol	110	11/07-12/12	M4R 700, M4R 701

Engine	Information	S10	T10	T20 - T23	T22 - T25
All engines	COL:green, Conn. nr. 3, spanner size 24, thread 14x1.5		7.6245		
All engines	BITRON, COL:white			7.1225 T20	
All engines	COL:blue				7.1224 T22

ENGINE				
2.0 16V	Petrol	124	06/01->	F4R 732

Engine	Information	S10	T10	T20 - T23	T22 - T25
All engines	COL:green	7.0131			
All engines	COL:grey	7.0151			
All engines			7.6096		
All engines	COL:black, pole nr. 2			7.1148 T20	
All engines	pole nr. 4			7.1149 T20	
All engines	COL:grey, pole nr. 2			7.1150 T20	
All engines	COL:blue, pole nr. 2			7.1195 T20	
All engines	COL:green, pole nr. 2			7.1223 T20	

ENGINE				
2.0 16V Sport	Petrol	124	02/00->	F4R 730, F4R 732, F4R 736

Engine	Information	S10	T10	T20 - T23	T22 - T25
All engines	COL:green, switch press. 0.2 bar	7.0131			
Eng. F4R 730, F4R 736			7.6096		

S10	OIL PRESSURE WARNING LIGHT SWITCH	T10	REVERSING LIGHT SWITCH	T20	BRAKE LIGHT SWITCH
T22	SWITCH CLUTCH CONTROL (CRUISE CONTROL)	T23	SWITCH BRAKE ACTUATION (ENGINE TIMING)	T25	SWITCH CLUTCH CONTROL (ENGINE CONTROL)

Vehicle	alim.	kW	Date	Engine	 S10	 T10	 T20 - T23	 T22 - T25
---------	-------	----	------	--------	---	---	--	---

ENGINE				
2.0 16V Sport	Petrol	124	02/00->	F4R 730, F4R 732, F4R 736

Engine	Information	S10	T10	T20 - T23	T22 - T25
All engines	COL:black, Conn. nr. 2			7.1148 T20	
All engines	COL:white			7.1149 T20	
All engines	COL:grey			7.1150 T20	7.1150 T25
All engines	COL:blue			7.1195 T20	
All engines	COL:green			7.1223 T20	

ENGINE				
2.0 16V Sport	Petrol	132	01/04->	F4R 738

Engine	Information	S10	T10	T20 - T23	T22 - T25
All engines	COL:grey, switch press. 0.5 bar, thread M14X1.5	7.0151			
All engines			7.6096		
All engines	COL:black, Conn. nr. 2			7.1148 T20	
All engines	COL:white			7.1149 T20	
All engines	COL:grey			7.1150 T20	7.1150 T25
All engines	COL:blue			7.1195 T20	
All engines	COL:green			7.1223 T20	

ENGINE				
3.0 RS V6	Petrol	152	01/03->	L7X 760, L7X 762

Engine	Information	S10	T10	T20 - T23	T22 - T25
All engines	pole nr. 2		7.6096		
All engines	pole nr. 3		7.6245		
All engines				7.1148 T20	7.1150 T22

ENGINE				
3.0 V6 Sport	Petrol	166	11/00-12/02	L7X 760

Engine	Information	S10	T10	T20 - T23	T22 - T25
All engines	pole nr. 2		7.6096		
All engines	pole nr. 3		7.6245		
All engines	COL:grey			7.1150 T20	
All engines					7.1150 T22

ENGINE				
3.0 V6 Sport	Petrol	187	12/02->	L7X 762

Engine	Information	S10	T10	T20 - T23	T22 - T25
All engines	pole nr. 2		7.6096		
All engines	pole nr. 3		7.6245		
All engines	COL:grey			7.1150 T20	
All engines					7.1150 T22

CLIO III

ENGINE				
1.2	Petrol	43	11/05-08/09	D7F 726

Engine	Information	S10	T10	T20 - T23	T22 - T25
All engines	COL:milk white, org. 7700777660, org. 8200670481, org. 8200670500, spanner size 21, switch press. 0.3 bar, thread M14x1.5, without cable	7.0076			
All engines	COL:grey, org. 8200062452, org. 8200670484, org. 8200670490, switch press. 0.9 bar	7.0153			
All engines	COL:black, Conn. nr. 2			7.1148 T20	
All engines	COL:white			7.1149 T20	
All engines	COL:grey			7.1150 T20	
All engines	COL:blue			7.1195 T20	
All engines	COL:green			7.1223 T20	

ENGINE				
1.2	Petrol	47	01/13->	D4F 740



Engine	Information	S10	T10	T20 - T23	T22 - T25
All engines	COL:grey, switch press. 0.9 bar	7.0153			
All engines	COL:white, switch press. 0.9 bar	7.0179			
All engines	COL:blue, Conn. nr. 2, spanner size 24, thread 14x1.5		7.6271		
All engines	COL:grey				7.1223 T22

ENGINE				
1.2	Petrol	54	01/14->	D4F 740

Engine	Information	S10	T10	T20 - T23	T22 - T25
All engines	COL:grey, switch press. 0.9 bar	7.0153			
All engines	COL:white, switch press. 0.9 bar	7.0179			

S10 OIL PRESSURE WARNING LIGHT SWITCH	T10 REVERSING LIGHT SWITCH	T20 BRAKE LIGHT SWITCH
T22 SWITCH CLUTCH CONTROL (CRUISE CONTROL)	T23 SWITCH BRAKE ACTUATION (ENGINE TIMING)	T25 SWITCH CLUTCH CONTROL (ENGINE CONTROL)

FUNCTIONS ON THE VEHICLE

Vehicle	alim.	kW	Date	Engine	 S10	 T10	 T20 - T23	 T22 - T25
---------	-------	----	------	--------	---	---	--	---

				ENGINE
1.2	Petrol	54	01/14->	D4F 740

Engine	Information	S10	T10	T20 - T23	T22 - T25
All engines	COL:blue, Conn. nr. 2, spanner size 24, thread 14x1.5		7.6271		
All engines	COL:grey				7.1223 T22

				ENGINE
1.2	Petrol	55	11/05-12/14	D4F 740

Engine	Information	S10	T10	T20 - T23	T22 - T25
All engines	COL:grey, switch press. 0.9 bar	7.0153			
All engines	COL:white, switch press. 0.9 bar	7.0179			
All engines	-> 01/05/07, COL:blue, Conn. nr. 2, spanner size 24, thread 14x1.5		7.6271		

				ENGINE
1.2	Petrol	57	10/05->	D4F 764

Engine	Information	S10	T10	T20 - T23	T22 - T25
All engines	conn.shape : round	7.0153			
All engines	conn.shape : rectangular	7.0179			
All engines	COL:blue, Conn. nr. 2, spanner size 24, thread 14x1.5		7.6271		
All engines	BITRON, COL:white			7.1225 T20	
All engines	COL:grey				7.1223 T25
All engines	COL:blue				7.1224 T22

				ENGINE
1.2	Petrol	74	11/07-12/11	D4F 784

Engine	Information	S10	T10	T20 - T23	T22 - T25
All engines	COL:white, switch press. 0.9 bar	7.0179			

				ENGINE
1.2 16V	Petrol	43	06/06-08/10	D4F 764

Engine	Information	S10	T10	T20 - T23	T22 - T25
All engines	COL:white, switch press. 0.9 bar	7.0179			
All engines	COL:blue, Conn. nr. 2, spanner size 24, thread 14x1.5		7.6271		
All engines	BITRON, COL:white			7.1225 T20	
All engines	COL:blue				7.1224 T25

				ENGINE
1.2 16V	Petrol	48	06/05->	D4F 740

Engine	Information	S10	T10	T20 - T23	T22 - T25
All engines	COL:grey, switch press. 0.9 bar	7.0153			
All engines	COL:white, switch press. 0.9 bar	7.0179			
All engines	-> 01/05/07, COL:blue, Conn. nr. 2, spanner size 24, thread 14x1.5		7.6271		
All engines	BITRON, COL:white			7.1225 T20	
All engines	COL:blue				7.1224 T22

				ENGINE
1.2 16V	Petrol	55	06/05->	D4F 706, D4F 740, D4F 764

Engine	Information	S10	T10	T20 - T23	T22 - T25
Eng. D4F 706	COL:white	7.0076			
All engines	COL:grey, conn.shape : round, switch press. 0.9 bar	7.0153			
Eng. D4F 740, D4F 764	COL:white, conn.shape : rectangular, switch press. 0.9 bar	7.0179			
Eng. D4F 706, D4F 764	COL:green, pole nr. 2		7.6096		
Eng. D4F 764	pole nr. 3		7.6245		
Eng. D4F 740, D4F 764	-> 01/05/07, COL:blue, COL:light blue, Conn. nr. 2, pole nr. 2, spanner size 24, thread 14x1.5		7.6271		
Eng. D4F 706	COL:black, pole nr. 2			7.1148 T20	
Eng. D4F 706	pole nr. 4			7.1149 T20	
Eng. D4F 706	COL:grey, pole nr. 2			7.1150 T20	
Eng. D4F 706	COL:blue, pole nr. 2			7.1195 T20	
Eng. D4F 706	COL:green, pole nr. 2			7.1223 T20	
Eng. D4F 740, D4F 764	-> 01/01/12, BITRON, COL:grey, COL:white			7.1225 T20	
Eng. D4F 764	COL:black			7.1227 T20	
Eng. D4F 740, D4F 764	COL:green, COL:grey				7.1223 T22
Eng. D4F 740, D4F 764	COL:grey				7.1224 T22
Eng. D4F 740	-> 01/01/12, COL:blue				7.1224 T25

S10	OIL PRESSURE WARNING LIGHT SWITCH	T10	REVERSING LIGHT SWITCH	T20	BRAKE LIGHT SWITCH
T22	SWITCH CLUTCH CONTROL (CRUISE CONTROL)	T23	SWITCH BRAKE ACTUATION (ENGINE TIMING)	T25	SWITCH CLUTCH CONTROL (ENGINE CONTROL)

FUNCTIONS ON THE VEHICLE

Vehicle	alim.	kW	Date	Engine	 S10	 T10	 T20 - T23	 T22 - T25
---------	-------	----	------	--------	---	---	--	---

ENGINE				
1.2 16V	Petrol	58	06/05->	D4F 764

Engine	Information	S10	T10	T20 - T23	T22 - T25
All engines	COL:white, switch press. 0.9 bar	7.0179			
All engines	COL:blue, Conn. nr. 2, spanner size 24, thread 14x1.5		7.6271		
All engines	BITRON, COL:white			7.1225 T20	
All engines	COL:green				7.1223 T22
All engines	COL:grey				7.1224 T22
All engines	COL:blue				7.1224 T25

ENGINE				
1.2 16V	Petrol	74	05/07->	D4F 784

Engine	Information	S10	T10	T20 - T23	T22 - T25
All engines	COL:white, switch press. 0.9 bar	7.0179			
All engines	-> 01/11/07, COL:blue, Conn. nr. 2, spanner size 24, thread 14x1.5		7.6271		
All engines	COL:green				7.1223 T22
All engines	COL:grey				7.1224 T22

ENGINE				
1.2 16V	Petrol	76	03/10->	D4F 786

Engine	Information	S10	T10	T20 - T23	T22 - T25
All engines	COL:white, switch press. 0.9 bar	7.0179			
All engines	COL:green, Conn. nr. 3, spanner size 24, t.tnr. JH3313, thread 14x1.5		7.6245		
All engines	-> 01/01/12, BITRON, COL:white			7.1225 T20	
All engines	COL:grey				7.1223 T25
All engines	-> 01/01/12, COL:blue				7.1224 T25

ENGINE				
1.2 16V Hi-Flex	Petrol/ Ethanol	55	07/08->	D4F 740, D4F 744

Engine	Information	S10	T10	T20 - T23	T22 - T25
Eng. D4F 740	conn.shape : round	7.0153			
All engines	COL:white, conn.shape : rectangular, switch press. 0.9 bar	7.0179			
Eng. D4F 740	COL:green, pole nr. 2		7.6096		
Eng. D4F 740	pole nr. 3		7.6245		
Eng. D4F 740	COL:light blue, pole nr. 2		7.6271		
All engines	BITRON, COL:grey, COL:white			7.1225 T20	
Eng. D4F 740	COL:black			7.1227 T20	
Eng. D4F 740	COL:green				7.1223 T22
All engines	COL:blue, COL:grey				7.1224 T22
Eng. D4F 740	conn.shape : round	7.0153			
All engines	COL:white, conn.shape : rectangular, switch press. 0.9 bar	7.0179			
Eng. D4F 740	COL:green, pole nr. 2		7.6096		
Eng. D4F 740	pole nr. 3		7.6245		
Eng. D4F 740	COL:light blue, pole nr. 2		7.6271		
Eng. D4F 740	COL:grey			7.1225 T20	
Eng. D4F 740	COL:black			7.1227 T20	
All engines	COL:green				7.1223 T22
All engines	COL:grey				7.1224 T22

ENGINE				
1.2 Ethanol	Petrol/ Ethanol	55	07/08->	D4F 742




Engine	Information	S10	T10	T20 - T23	T22 - T25
All engines	COL:white, switch press. 0.9 bar	7.0179			

ENGINE				
1.2 Hi-Flex	Petrol/ Ethanol	58	11/07-12/12	D4F 742

Engine	Information	S10	T10	T20 - T23	T22 - T25
All engines	COL:white, switch press. 0.9 bar	7.0179			
All engines	COL:blue, Conn. nr. 2, spanner size 24, thread 14x1.5		7.6271		
All engines	-> 01/01/12, BITRON, COL:white			7.1225 T20	
All engines	COL:grey				7.1223 T22
All engines	COL:blue				7.1224 T25

S10	OIL PRESSURE WARNING LIGHT SWITCH	T10	REVERSING LIGHT SWITCH	T20	BRAKE LIGHT SWITCH
T22	SWITCH CLUTCH CONTROL (CRUISE CONTROL)	T23	SWITCH BRAKE ACTUATION (ENGINE TIMING)	T25	SWITCH CLUTCH CONTROL (ENGINE CONTROL)

FUNCTIONS ON THE VEHICLE

Vehicle	alim.	kW	Date	Engine	 S10	 T10	 T20 - T23	 T22 - T25
---------	-------	----	------	--------	---	---	--	---

				ENGINE
1.4 16V	Petrol	72	06/05->	K4J 780

Engine	Information	S10	T10	T20 - T23	T22 - T25
All engines	COL:grey, switch press. 0.5 bar, thread M14X1.5	7.0151			
All engines	COL:blue, switch press. 0.6 bar, thread M14X1.5	7.0178			
All engines	COL:green, Conn. nr. 3, spanner size 24, t.nr. JH3154, t.nr. JH3173, thread 14x1.5		7.6245		
All engines	-> 01/08/07, COL:blue, Conn. nr. 2, spanner size 24, t.nr. JH3129, t.nr. JH3172, t.nr. JH3177, thread 14x1.5		7.6271		
All engines	COL:green				7.1223 T22
All engines	COL:grey				7.1224 T22

				ENGINE
1.5 dCi	Diesel	47	06/05->	K9K 752

Engine	Information	S10	T10	T20 - T23	T22 - T25
All engines	COL:grey, switch press. 0.5 bar, thread M14X1.5	7.0151			
All engines	COL:blue, switch press. 0.6 bar, thread M14X1.5	7.0178			
All engines	BITRON, COL:white			7.1225 T20	
All engines	COL:blue				7.1224 T22

				ENGINE
1.5 dCi	Diesel	48	05/05->	K9K 752

Engine	Information	S10	T10	T20 - T23	T22 - T25
All engines	COL:grey, switch press. 0.5 bar, thread M14X1.5	7.0151			
All engines	COL:blue, switch press. 0.6 bar, thread M14X1.5	7.0178			
All engines	COL:blue, Conn. nr. 2, spanner size 24, thread 14x1.5		7.6271		
All engines	BITRON, COL:white			7.1225 T20	
All engines	COL:blue				7.1224 T22

				ENGINE
1.5 dCi	Diesel	50	06/05->	K9K 768

Engine	Information	S10	T10	T20 - T23	T22 - T25
All engines	COL:blue, switch press. 0.6 bar, thread M14X1.5	7.0178			
All engines	-> 01/06/07, COL:blue, Conn. nr. 2, spanner size 24, thread 14x1.5		7.6271		
All engines	COL:green				7.1223 T22
All engines	COL:grey				7.1224 T22

				ENGINE
1.5 dCi	Diesel	55	08/10->	K9K 612, K9K 770

Engine	Information	S10	T10	T20 - T23	T22 - T25
All engines	COL:blue, switch press. 0.6 bar, thread M14X1.5	7.0178			
Eng. K9K 612	COL:green, Conn. nr. 3, spanner size 24, thread 14x1.5		7.6245		
Eng. K9K 770	BITRON, COL:white			7.1225 T20	
Eng. K9K 612	COL:grey				7.1223 T22
Eng. K9K 770	COL:blue				7.1224 T25

				ENGINE
1.5 dCi	Diesel	60	11/07->	K9K 750

Engine	Information	S10	T10	T20 - T23	T22 - T25
All engines	COL:grey, switch press. 0.5 bar, thread M14X1.5	7.0151			
All engines	COL:blue, switch press. 0.6 bar, thread M14X1.5	7.0178			
All engines	-> 01/09/07, COL:blue, Conn. nr. 2, spanner size 24, thread 14x1.5		7.6271		
All engines	COL:green				7.1223 T22
All engines	COL:grey				7.1224 T22

				ENGINE
1.5 dCi	Diesel	63	06/05->	K9K 766

Engine	Information	S10	T10	T20 - T23	T22 - T25
All engines	COL:blue, switch press. 0.6 bar, thread M14X1.5	7.0178			
All engines	COL:green, Conn. nr. 3, spanner size 24, t.nr. JR5128, thread 14x1.5		7.6245		
All engines	-> 01/09/07, COL:blue, Conn. nr. 2, spanner size 24, t.nr. JR5124, t.nr. JR5164, thread 14x1.5		7.6271		
All engines	BITRON, COL:white			7.1225 T20	
All engines	COL:blue				7.1224 T22

				ENGINE
1.5 dCi	Diesel	65	08/10->	K9K 766, K9K 770, K9K 772

Engine	Information	S10	T10	T20 - T23	T22 - T25
All engines	COL:blue, switch press. 0.6 bar, thread M14X1.5	7.0178			

S10	OIL PRESSURE WARNING LIGHT SWITCH	T10	REVERSING LIGHT SWITCH	T20	BRAKE LIGHT SWITCH
T22	SWITCH CLUTCH CONTROL (CRUISE CONTROL)	T23	SWITCH BRAKE ACTUATION (ENGINE TIMING)	T25	SWITCH CLUTCH CONTROL (ENGINE CONTROL)

FUNCTIONS ON THE VEHICLE

Vehicle	alim.	kW	Date	Engine	 S10	 T10	 T20 - T23	 T22 - T25
---------	-------	----	------	--------	---	---	--	---

ENGINE				
1.5 dCi	Diesel	65	08/10->	K9K 766, K9K 770, K9K 772

Engine	Information	S10	T10	T20 - T23	T22 - T25
All engines	COL:green, Conn. nr. 3, spanner size 24, t.nr. JR5309/JR5354, thread 14x1.5		7.6245		
All engines	-> 01/01/12, BITRON, COL:white			7.1225 T20	
Eng. K9K 766, K9K 770	COL:grey				7.1223 T22
All engines	-> 01/01/12, COL:blue				7.1224 T25

ENGINE				
1.5 dCi	Diesel	76	06/05->	K9K 772

Engine	Information	S10	T10	T20 - T23	T22 - T25
All engines	COL:blue, switch press. 0.6 bar, thread M14X1.5	7.0178			
All engines	COL:green, Conn. nr. 3, spanner size 24, thread 14x1.5		7.6245		
All engines	BITRON, COL:white			7.1225 T20	
All engines	COL:green, COL:grey				7.1223 T22
All engines	COL:grey				7.1224 T22
All engines	COL:blue				7.1224 T25

ENGINE				
1.5 dCi	Diesel	78	06/05->	K9K 764, K9K 774

Engine	Information	S10	T10	T20 - T23	T22 - T25
All engines	COL:blue, switch press. 0.6 bar, thread M14X1.5	7.0178			
All engines	COL:green, Conn. nr. 3, spanner size 24, thread 14x1.5		7.6245		
All engines	BITRON, COL:white			7.1225 T20	
All engines	COL:green, COL:grey				7.1223 T22
Eng. K9K 764	COL:grey				7.1224 T22
All engines	COL:blue				7.1224 T25

ENGINE				
1.6 16V	Petrol	65	06/05->	K4M 804

Engine	Information	S10	T10	T20 - T23	T22 - T25
All engines	COL:blue, switch press. 0.6 bar, thread M14X1.5	7.0178			
All engines	COL:green, Conn. nr. 3, spanner size 24, t.nr. JH3155, thread 14x1.5		7.6245		
All engines	-> 01/08/07, COL:blue, Conn. nr. 2, spanner size 24, t.nr. JH3131/JH3179, thread 14x1.5		7.6271		
All engines	COL:green				7.1223 T22
All engines	COL:grey				7.1224 T22

ENGINE				
1.6 16V	Petrol	80	02/08->	K4M 804

Engine	Information	S10	T10	T20 - T23	T22 - T25
All engines	COL:blue, switch press. 0.6 bar, thread M14X1.5	7.0178			
All engines	COL:green, Conn. nr. 3, spanner size 24, t.nr. JH3155, thread 14x1.5		7.6245		

ENGINE				
1.6 16V	Petrol	82	06/05->	K4M 800, K4M 801

Engine	Information	S10	T10	T20 - T23	T22 - T25
All engines	COL:blue, switch press. 0.6 bar, thread M14X1.5	7.0178			
All engines	COL:green, Conn. nr. 3, spanner size 24, t.nr. JH3155, t.nr. JR3155, thread 14x1.5		7.6245		
All engines	-> 01/08/07, COL:blue, Conn. nr. 2, spanner size 24, t.nr. JH3131/JH3179, t.nr. JR5138/JR5171, thread 14x1.5		7.6271		
All engines	BITRON, COL:white			7.1225 T20	
All engines	COL:green				7.1223 T22
All engines	COL:blue, COL:grey				7.1224 T22

ENGINE				
1.6 16V	Petrol	94	11/08->	K4M 862


Engine	Information	S10	T10	T20 - T23	T22 - T25
All engines	COL:blue, switch press. 0.6 bar, thread M14X1.5	7.0178			
All engines	COL:green				7.1223 T22
All engines	COL:grey				7.1224 T22

ENGINE				
1.6 16V GT	Petrol	94	06/09->	K4M 862

Engine	Information	S10	T10	T20 - T23	T22 - T25
All engines	COL:blue, switch press. 0.6 bar, thread M14X1.5	7.0178			
All engines	COL:green, Conn. nr. 3, spanner size 24, thread 14x1.5		7.6245		
All engines	BITRON, COL:white			7.1225 T20	
All engines	COL:green				7.1223 T22

S10	OIL PRESSURE WARNING LIGHT SWITCH	T10	REVERSING LIGHT SWITCH	T20	BRAKE LIGHT SWITCH
T22	SWITCH CLUTCH CONTROL (CRUISE CONTROL)	T23	SWITCH BRAKE ACTUATION (ENGINE TIMING)	T25	SWITCH CLUTCH CONTROL (ENGINE CONTROL)

FUNCTIONS ON THE VEHICLE

Vehicle	alim.	kW	Date	Engine	 S10	 T10	 T20 - T23	 T22 - T25
---------	-------	----	------	--------	---	---	--	---

				ENGINE
1.6 16V GT	Petrol	94	06/09->	K4M 862

Engine	Information	S10	T10	T20 - T23	T22 - T25
All engines	COL:grey				7.1224 T22

				ENGINE
2.0 16V	Petrol	102	09/06->	M4R 700, M4R 701

Engine	Information	S10	T10	T20 - T23	T22 - T25
All engines	COL:green, Conn. nr. 3, spanner size 24, thread 14x1.5		7.6245		
All engines	BITRON, COL:white			7.1225 T20	
All engines	COL:blue				7.1224 T22

				ENGINE
2.0 16V Sport	Petrol	145	02/06->	F4R 830

Engine	Information	S10	T10	T20 - T23	T22 - T25
All engines	COL:blue, switch press. 0.6 bar, thread M14X1.5	7.0178			
All engines	COL:green, Conn. nr. 3, spanner size 24, thread 14x1.5		7.6245		
All engines	BITRON, COL:white			7.1225 T20	
All engines	COL:blue				7.1224 T22

				ENGINE
2.0 16V Sport	Petrol	148	09/08->	--, F4R 830, F4R 832

Engine	Information	S10	T10	T20 - T23	T22 - T25
All engines	COL:blue, switch press. 0.6 bar, thread M14X1.5	7.0178			
Eng. --, F4R 830	COL:green, pole nr. 2		7.6096		
All engines	COL:green, Conn. nr. 3, pole nr. 3, spanner size 24, thread 14x1.5		7.6245		
Eng. --, F4R 830	COL:light blue, pole nr. 2		7.6271		
All engines	BITRON, COL:grey, COL:white			7.1225 T20	
Eng. --, F4R 830	COL:black			7.1227 T20	
Eng. --, F4R 830	COL:green				7.1223 T22
Eng. F4R 832	COL:grey				7.1223 T25
All engines	COL:blue, COL:grey				7.1224 T22

CLIO IV

				ENGINE
0.9 Tce 90	Petrol	66	11/12->	H4B 400, H4B 408

Engine	Information	S10	T10	T20 - T23	T22 - T25
Eng. H4B 408		7.0180			
Eng. H4B 408	COL:green, pole nr. 2, see connection type		7.6096		
All engines	COL:green, Conn. nr. 3, pole nr. 3, spanner size 24, thread 14x1.5		7.6245		
All engines	COL:blue, COL:light blue, Conn. nr. 2, pole nr. 2, see connection type, spanner size 24, thread 14x1.5		7.6271		
All engines	COL:green, COL:grey, no specific info conc. application available, pole nr. 2				7.1223 T22

				ENGINE
0.9 Tce 90 LPG	Petrol/ Petro- leum Gas (LPG)	66	06/16->	H4B410

Engine	Information	S10	T10	T20 - T23	T22 - T25
All engines	COL:green, Conn. nr. 3, spanner size 24, thread 14x1.5		7.6245		
All engines	COL:blue, Conn. nr. 2, spanner size 24, thread 14x1.5		7.6271		
All engines	COL:grey				7.1223 T22

				ENGINE
1.2 16V	Petrol	54	11/12->	D4F 740, D4F 744

Engine	Information	S10	T10	T20 - T23	T22 - T25
All engines	COL:grey, conn.shape : round, org. 8200670484, org. 8200670490, switch press. 0.9 bar	7.0153			
All engines	COL:white, conn.shape : rectangular, org. 8200670466, org. 8200670504, switch press. 0.9 bar	7.0179			
Eng. D4F 744	COL:green, pole nr. 2, see connection type		7.6096		
All engines	COL:green, Conn. nr. 3, pole nr. 3, spanner size 24, thread 14x1.5		7.6245		
All engines	COL:blue, COL:light blue, Conn. nr. 2, pole nr. 2, see connection type, spanner size 24, thread 14x1.5		7.6271		
All engines	COL:green, COL:grey, no specific info conc. application available, pole nr. 2				7.1223 T22

				ENGINE
1.2 16V	Petrol	55	06/15->	D4F 740





Engine	Information	S10	T10	T20 - T23	T22 - T25
All engines	COL:green, Conn. nr. 3, spanner size 24, thread 14x1.5		7.6245		

S10	OIL PRESSURE WARNING LIGHT SWITCH	T10	REVERSING LIGHT SWITCH	T20	BRAKE LIGHT SWITCH
T22	SWITCH CLUTCH CONTROL (CRUISE CONTROL)	T23	SWITCH BRAKE ACTUATION (ENGINE TIMING)	T25	SWITCH CLUTCH CONTROL (ENGINE CONTROL)

FUNCTIONS ON THE VEHICLE

Vehicle	alim.	kW	Date	Engine	 S10	 T10	 T20 - T23	 T22 - T25
ENGINE								
1.2 16V	Petrol	55	06/15->	D4F 740				
Engine	Information				S10	T10	T20 - T23	T22 - T25
All engines	COL:blue, Conn. nr. 2, spanner size 24, thread 14x1.5					7.6271		
All engines	COL:grey						7.1223	T22
ENGINE								
1.2 LPG	Petrol/ Petro- leum Gas (LPG)	53	01/14->	D4F 744				
Engine	Information				S10	T10	T20 - T23	T22 - T25
All engines	COL:grey, switch press. 0.9 bar				7.0153			
All engines	COL:white, switch press. 0.9 bar				7.0179			
All engines	COL:blue, Conn. nr. 2, spanner size 24, thread 14x1.5					7.6271		
All engines	COL:grey						7.1223	T22
ENGINE								
1.2 LPG 16V	Petrol/ Petro- leum Gas (LPG)	54	11/12->	D4F 744				
Engine	Information				S10	T10	T20 - T23	T22 - T25
All engines	COL:white, switch press. 0.9 bar				7.0179			
All engines	COL:green, Conn. nr. 3, spanner size 24, thread 14x1.5					7.6245		
All engines	COL:blue, Conn. nr. 2, spanner size 24, thread 14x1.5					7.6271		
All engines	COL:grey						7.1223	T22
ENGINE								
1.2 TcE 120	Petrol	87	01/16->	H5F 408, H5F 412				
Engine	Information				S10	T10	T20 - T23	T22 - T25
All engines	COL:green, Conn. nr. 3, spanner size 24, thread 14x1.5					7.6245		
ENGINE								
1.5 dCi	Diesel	66	11/12->	K9K 628, K9K 830, K9K 838				
Engine	Information				S10	T10	T20 - T23	T22 - T25
Eng. K9K 830, K9K 838					7.0178			
All engines	COL:green, pole nr. 2, see connection type					7.6096		
All engines	pole nr. 3					7.6245		
All engines	COL:light blue, pole nr. 2, see connection type					7.6271		
All engines	COL:green, COL:grey, no specific info conc. application available, pole nr. 2						7.1223	T22
ENGINE								
1.5 dCi 110	Diesel	81	06/16->	K9K 646				
Engine	Information				S10	T10	T20 - T23	T22 - T25
All engines	COL:blue, switch press. 0.6 bar, thread M14X1.5				7.0178			
All engines	COL:green, Conn. nr. 3, spanner size 24, thread 14x1.5					7.6245		
ENGINE								
1.5 dCi 75	Diesel	55	11/12->	K9K 612, K9K 628, K9K626				
Engine	Information				S10	T10	T20 - T23	T22 - T25
All engines	COL:blue, switch press. 0.6 bar, thread M14X1.5				7.0178			
All engines	COL:green, Conn. nr. 3, spanner size 24, thread 14x1.5					7.6245		
All engines	COL:blue, Conn. nr. 2, spanner size 24, thread 14x1.5					7.6271		
All engines	COL:grey						7.1223	T22
ENGINE								
1.5 dCi 90	Diesel	66	11/12->	K9K 608, K9K 609, K9K 628, K9K 629, K9K626				
Engine	Information				S10	T10	T20 - T23	T22 - T25
All engines	COL:blue, switch press. 0.6 bar, thread M14X1.5				7.0178			
All engines	COL:green, Conn. nr. 3, spanner size 24, thread 14x1.5					7.6245		
All engines	COL:blue, Conn. nr. 2, spanner size 24, thread 14x1.5					7.6271		
All engines	COL:grey						7.1223	T22
ENGINE								
1.6 RS	Petrol	147	03/13->	M5M 400, M5M401				
Engine	Information				S10	T10	T20 - T23	T22 - T25
All engines	BHMM, COL:blue, switch press. 0.6 bar, thread M14X1.5				7.0178			
All engines	BHJ4/BHJ6/BHMM				7.0180			

S10	OIL PRESSURE WARNING LIGHT SWITCH	T10	REVERSING LIGHT SWITCH	T20	BRAKE LIGHT SWITCH
T22	SWITCH CLUTCH CONTROL (CRUISE CONTROL)	T23	SWITCH BRAKE ACTUATION (ENGINE TIMING)	T25	SWITCH CLUTCH CONTROL (ENGINE CONTROL)

Vehicle	alim.	kW	Date	Engine	FUNCTIONS ON THE VEHICLE			
					 S10	 T10	 T20 - T23	 T22 - T25

ENGINE				
1.6 RS Trophy	Petrol	162	03/15->	MSM401

Engine	Information	S10	T10	T20 - T23	T22 - T25
All engines		7.0180			

ENGINE				
3.0 RS V6	Petrol	147	03/13->	L7X 760, L7X 762

Engine	Information	S10	T10	T20 - T23	T22 - T25
All engines	COL:green, pole nr. 2, see connection type		7.6096		
All engines	pole nr. 3		7.6245		
All engines	COL:light blue, pole nr. 2, see connection type		7.6271		
All engines				7.1148 T20	7.1150 T22

DOKKER

ENGINE				
1.5 dCi	Diesel	63	12/13->	K9K 612, K9K 830

Engine	Information	S10	T10	T20 - T23	T22 - T25
All engines	COL:blue, switch press. 0.6 bar, thread M14x1.5	7.0178			
All engines	COL:green, Conn. nr. 3, spanner size 24, thread 14x1.5		7.6245		
Eng. K9K 612	COL:blue, Conn. nr. 2, spanner size 24, thread 14x1.5		7.6271		

ENGINE				
1.5 dCi	Diesel	66	12/13->	K9K 612

Engine	Information	S10	T10	T20 - T23	T22 - T25
All engines	COL:blue, switch press. 0.6 bar, thread M14x1.5	7.0178			
All engines	COL:green, Conn. nr. 3, spanner size 24, thread 14x1.5		7.6245		
All engines	COL:blue, Conn. nr. 2, spanner size 24, thread 14x1.5		7.6271		
All engines	COL:grey				7.1223 T25

ENGINE				
1.6	Petrol	59	12/13->	K7M 812

Engine	Information	S10	T10	T20 - T23	T22 - T25
All engines	COL:green, spanner size 21, switch press. 0.3 bar, thread M14x1.5	7.0181			
All engines	COL:green, Conn. nr. 3, spanner size 24, thread 14x1.5		7.6245		
All engines	COL:blue, Conn. nr. 2, spanner size 24, thread 14x1.5		7.6271		

DUSTER

ENGINE				
1.5 dCi	Diesel	80	09/13->	K9K 898

Engine	Information	S10	T10	T20 - T23	T22 - T25
All engines	COL:grey, org. 8200026650, switch press. 0.5 bar, thread M14x1.5	7.0151			
All engines	COL:blue, org. 8200671272, switch press. 0.6 bar, thread M14x1.5	7.0178			
All engines	COL:green, Conn. nr. 3, spanner size 24, thread 14x1.5		7.6245		

ENGINE				
1.5 dCi [ExtraEU]	Diesel	63	06/11->	K9K 796

Engine	Information	S10	T10	T20 - T23	T22 - T25
All engines	COL:green, spanner size 21, switch press. 0.3 bar, thread M14x1.5	7.0181			
All engines	COL:blue, Conn. nr. 2, spanner size 24, thread 14x1.5		7.6271		
All engines	COL:blue				7.1224 T22

ENGINE				
1.5 dCi 4x4	Diesel	66	06/11->	K9K 884





Engine	Information	S10	T10	T20 - T23	T22 - T25
All engines	COL:grey, switch press. 0.5 bar, thread M14x1.5	7.0151			
All engines	COL:green, Conn. nr. 3, spanner size 24, thread 14x1.5		7.6245		
All engines	COL:blue				7.1224 T22

ENGINE				
1.6 16V	Petrol	75	02/12->	K4M 616

Engine	Information	S10	T10	T20 - T23	T22 - T25
All engines	COL:blue, PROD CODE 8200671272, switch press. 0.6 bar, thread M14x1.5	7.0178			
All engines	COL:green, PROD CODE 8200671275, spanner size 21, switch press. 0.3 bar, thread M14x1.5	7.0181			
All engines	COL:blue, Conn. nr. 2, spanner size 24, thread 14x1.5		7.6271		
All engines	COL:blue				7.1224 T22

S10 OIL PRESSURE WARNING LIGHT SWITCH	T10 REVERSING LIGHT SWITCH	T20 BRAKE LIGHT SWITCH
T22 SWITCH CLUTCH CONTROL (CRUISE CONTROL)	T23 SWITCH BRAKE ACTUATION (ENGINE TIMING)	T25 SWITCH CLUTCH CONTROL (ENGINE CONTROL)

FUNCTIONS ON THE VEHICLE

Vehicle	alim.	kW	Date	Engine	 S10	 T10	 T20 - T23	 T22 - T25
---------	-------	----	------	--------	---	---	--	---

ENGINE				
1.6 16V	Petrol	84	06/15->	H4M 438

Engine	Information	S10	T10	T20 - T23	T22 - T25
All engines	COL:green, Conn. nr. 3, spanner size 24, thread 14x1.5		7.6245		
All engines	COL:blue, Conn. nr. 2, spanner size 24, thread 14x1.5		7.6271		

ENGINE				
1.6 16V 4x4	Petrol	75	06/11-05/15	K4M 616

Engine	Information	S10	T10	T20 - T23	T22 - T25
All engines	COL:blue, PROD CODE 8200671272, switch press. 0.6 bar, thread M14X1.5	7.0178			
All engines	COL:green, PROD CODE 8200671275, spanner size 21, switch press. 0.3 bar, thread M14x1.5	7.0181			
All engines	COL:blue, Conn. nr. 2, spanner size 24, thread 14x1.5		7.6271		
All engines	COL:blue				7.1224 T22

ENGINE				
1.6 16V 4x4	Petrol	84	06/15->	H4M430

Engine	Information	S10	T10	T20 - T23	T22 - T25
All engines	COL:green, Conn. nr. 3, spanner size 24, thread 14x1.5		7.6245		
All engines	COL:blue, Conn. nr. 2, spanner size 24, thread 14x1.5		7.6271		

ENGINE				
2.0	Petrol	98	02/12->	F4R 403, F4R 405

Engine	Information	S10	T10	T20 - T23	T22 - T25
All engines	COL:blue, switch press. 0.6 bar, thread M14X1.5	7.0178			

ENGINE				
2.0 [ExtraEU]	Petrol	105	09/13->	F4R 410, F4R 412

Engine	Information	S10	T10	T20 - T23	T22 - T25
All engines	COL:blue, switch press. 0.6 bar, thread M14X1.5	7.0178			
All engines	COL:green, Conn. nr. 3, HSAA, spanner size 24, thread 14x1.5		7.6245		

ENGINE				
2.0 4x4	Petrol	99	02/12->	F4R 400, F4R 402, F4R401

Engine	Information	S10	T10	T20 - T23	T22 - T25
All engines	COL:blue, switch press. 0.6 bar, thread M14X1.5	7.0178			
All engines	COL:green, Conn. nr. 3, spanner size 24, thread 14x1.5		7.6245		
All engines	COL:blue				7.1224 T22

SPACE I

ENGINE				
2.0	Petrol	74	01/88-12/90	J6R 734

Engine	Information	S10	T10	T20 - T23	T22 - T25
All engines	COL:black, press. 0, 35 bar	7.0006			
All engines	COL:white, press. 0, 50 bar	7.0075			
All engines	COL:white, press. 0, 30 bar	7.0076			
All engines	-> 31/12/87		7.6017		
All engines	01/01/88 ->		7.6114		
All engines				7.1074	T20

ENGINE				
2.0	Petrol	80	07/84-12/90	J6R 234, J6R 236

Engine	Information	S10	T10	T20 - T23	T22 - T25
All engines	COL:black, press. 0, 35 bar	7.0006			
All engines	COL:white, press. 0, 50 bar	7.0075			
All engines	COL:white, press. 0, 30 bar	7.0076			
All engines	-> 31/12/87		7.6017		
All engines	01/01/88 ->		7.6114		
All engines				7.1074	T20

ENGINE				
2.0 i	Petrol	87	01/89-12/90	J7R 760

Engine	Information	S10	T10	T20 - T23	T22 - T25
All engines		7.0075	7.6114	7.1074	T20

ENGINE				
2.0 i Quadra	Petrol	87	03/88-12/92	J7R 760

Engine	Information	S10	T10	T20 - T23	T22 - T25
All engines		7.0075	7.6114	7.1074	T20

S10 OIL PRESSURE WARNING LIGHT SWITCH	T10 REVERSING LIGHT SWITCH	T20 BRAKE LIGHT SWITCH
T22 SWITCH CLUTCH CONTROL (CRUISE CONTROL)	T23 SWITCH BRAKE ACTUATION (ENGINE TIMING)	T25 SWITCH CLUTCH CONTROL (ENGINE CONTROL)

FUNCTIONS ON THE VEHICLE

Vehicle	alim.	kW	Date	Engine	 S10	 T10	 T20 - T23	 T22 - T25
---------	-------	----	------	--------	---	---	--	---

2.1 TD Diesel **65** 10/84-12/90 **ENGINE**
J8S 240, J8S 774, J8S 776

Engine	Information	S10	T10	T20 - T23	T22 - T25
All engines	COL:black, press. 0, 35 bar	7.0034			
All engines	COL:white, press. 0, 50 bar	7.0075			
Eng. J8S 240	-> 31/12/87		7.6017		
All engines	01/01/88 ->		7.6114		
All engines				7.1074 T20	

2.2 Petrol **79** 07/86-12/90 **ENGINE**
J7T 770

Engine	Information	S10	T10	T20 - T23	T22 - T25
All engines	->eng. T173968	7.0006			
All engines	eng.type T173969 ->	7.0075			
All engines			7.6114	7.1074 T20	

2.2 Quadra Petrol **79** 01/88-12/90 **ENGINE**
J7T 770

Engine	Information	S10	T10	T20 - T23	T22 - T25
All engines	->eng. T173968	7.0006			
All engines	eng.type T173969 ->	7.0075			
All engines			7.6114	7.1074 T20	

ESPACE II

2.0 Petrol **76** 01/91-10/96 **ENGINE**
J7R 768

Engine	Information	S10	T10	T20 - T23	T22 - T25
All engines		7.0076	7.6114	7.1075 T20	

2.1 RTDT Quadra Diesel **65** 01/91-05/92 **ENGINE**
J8S 772

Engine	Information	S10	T10	T20 - T23	T22 - T25
All engines		7.0075	7.6114	7.1075 T20	

2.1 TD Diesel **65** 01/91-10/96 **ENGINE**
J8S 610, J8S 772, J8S 776, J8S 778

Engine	Information	S10	T10	T20 - T23	T22 - T25
All engines		7.0075	7.6114	7.1075 T20	

2.1 TD Diesel **66** 11/94-10/96 **ENGINE**
J8S 612

Engine	Information	S10	T10	T20 - T23	T22 - T25
All engines		7.0075	7.6114	7.1075 T20	

2.2 Petrol **79** 01/91-10/96 **ENGINE**
J7T 772, J7T 773, J7T 776

Engine	Information	S10	T10	T20 - T23	T22 - T25
All engines		7.0076	7.6114	7.1075 T20	

2.2 4x4 Petrol **79** 03/91-12/96 **ENGINE**
J7T 772, J7T 773

Engine	Information	S10	T10	T20 - T23	T22 - T25
All engines		7.0076	7.6114	7.1075 T20	

2.8 V6 Petrol **110** 01/91-10/96 **ENGINE**
Z7W 712, Z7W 713, Z7W 717

Engine	Information	S10	T10	T20 - T23	T22 - T25
All engines		7.0075	7.6106		
All engines	+manual transmission			7.1075 T20	
All engines	+automatic transmission			7.1113 T20	

ESPACE III


1.9 dTi Diesel **72** 02/99-10/02 **ENGINE**
F9Q 722

Engine	Information	S10	T10	T20 - T23	T22 - T25
All engines	COL:green, switch press. 0.2 bar	7.0131			
All engines	thread M16x1.5			7.1113 T20	
All engines					7.1134 T22

S10 OIL PRESSURE WARNING LIGHT SWITCH	T10 REVERSING LIGHT SWITCH	T20 BRAKE LIGHT SWITCH
T22 SWITCH CLUTCH CONTROL (CRUISE CONTROL)	T23 SWITCH BRAKE ACTUATION (ENGINE TIMING)	T25 SWITCH CLUTCH CONTROL (ENGINE CONTROL)

The present application list is a brief version. For the detailed information about the possibility of installation on a specific vehicle, please refer to our web-catalogue <http://catalogo.facet.eu/>

FUNCTIONS ON THE VEHICLE

Vehicle	alim.	kW	Date	Engine	 S10	 T10	 T20 - T23	 T22 - T25
---------	-------	----	------	--------	---	---	--	---

ENGINE				
2.0	Petrol	102	09/01-10/02	F4R 700, F4R 701

Engine	Information	S10	T10	T20 - T23	T22 - T25
All engines	COL:green, switch press. 0.2 bar	7.0131			
All engines	-cruise control, man 5 speed, thread M16x1.5			7.1075	T20
All engines	+cruise control, aut 4 speed, -cruise control, man 5 speed, thread M16x1.5			7.1113	T20

ENGINE				
2.0	Petrol	84	11/96-10/00	F3R 728, F3R 729, F3R 742, F3R 768, F3R 769

Engine	Information	S10	T10	T20 - T23	T22 - T25
Eng. F3R 728, F3R 729, F3R 768, F3R 769	-> 01/08/97, COL:green, spanner size 21, switch press. 0.2 bar, thread M18x1.5	7.0075			
Eng. F3R 742, F3R 768, F3R 769	01/09/97 ->, COL:green, switch press. 0.2 bar	7.0131			
All engines	-cruise control, man 5 speed, thread M16x1.5			7.1075	T20
All engines	+cruise control, aut 4 speed, -cruise control, man 5 speed, thread M16x1.5			7.1113	T20

ENGINE				
2.0 16V	Petrol	103	10/98-10/02	F4R 700, F4R 701

Engine	Information	S10	T10	T20 - T23	T22 - T25
All engines	COL:green, switch press. 0.2 bar	7.0131			
All engines	-cruise control, man 5 speed, thread M16x1.5			7.1075	T20
All engines	+cruise control, aut 4 speed, -cruise control, man 5 speed, thread M16x1.5			7.1113	T20

ENGINE				
2.2 12V TD	Diesel	83	11/96-10/00	G8T 714, G8T 716

Engine	Information	S10	T10	T20 - T23	T22 - T25
All engines	COL:brown, spanner size 24, switch press. 0.55/0.85 bar, thread M14x1.5	7.0076			
All engines			7.6151		
All engines	-cruise control, pole nr. 2, thread M16x1.5			7.1075	T20
All engines	+cruise control, pole nr. 3, thread M16x1.5			7.1113	T20

ENGINE				
2.2 D	Diesel	84	11/97-01/00	G8T 714, G8T 716

Engine	Information	S10	T10	T20 - T23	T22 - T25
All engines	COL:brown, spanner size 24, switch press. 0.55/0.85 bar, thread M14x1.5	7.0076			
Eng. G8T 716			7.6151		
All engines	-cruise control, thread M16x1.5			7.1075	T20
All engines	+cruise control, thread M16x1.5			7.1113	T20

ENGINE				
2.2 dCi	Diesel	85	07/00-10/02	G9T 710

Engine	Information	S10	T10	T20 - T23	T22 - T25
All engines	COL:grey, switch press. 0.5 bar, thread M14X1.5	7.0151			
All engines	COL:blue, switch press. 0.6 bar, thread M14X1.5	7.0178			
All engines			7.6151		7.1134 T22
All engines	-cruise control, thread M16x1.5			7.1075	T20
All engines	+cruise control, thread M16x1.5			7.1113	T20

ENGINE				
2.2 dCi	Diesel	95	10/00-10/02	G9T 642, G9T 710

Engine	Information	S10	T10	T20 - T23	T22 - T25
All engines	COL:grey, switch press. 0.5 bar, thread M14X1.5	7.0151			
Eng. G9T 710	COL:blue, switch press. 0.6 bar, thread M14X1.5	7.0178			
All engines			7.6151		7.1134 T22
All engines	-cruise control, pole nr. 2, thread M16x1.5			7.1075	T20
All engines	+cruise control, pole nr. 3, thread M16x1.5			7.1113	T20





ENGINE				
3.0	Petrol	123	11/96-10/98	Z7X 775

Engine	Information	S10	T10	T20 - T23	T22 - T25
All engines	COL:white, thread 18	7.0075			
All engines	+cruise control			7.1072	T20
All engines	-cruise control, thread M16x1.5			7.1113	T20

ENGINE				
3.0 V6 24V	Petrol	140	10/98-10/02	L7X 727

Engine	Information	S10	T10	T20 - T23	T22 - T25
All engines		7.0130			

S10	OIL PRESSURE WARNING LIGHT SWITCH	T10	REVERSING LIGHT SWITCH	T20	BRAKE LIGHT SWITCH
T22	SWITCH CLUTCH CONTROL (CRUISE CONTROL)	T23	SWITCH BRAKE ACTUATION (ENGINE TIMING)	T25	SWITCH CLUTCH CONTROL (ENGINE CONTROL)

				FUNCTIONS ON THE VEHICLE				
Vehicle	alim.	kW	Date	Engine	 S10	 T10	 T20 - T23	 T22 - T25

				ENGINE
3.0 V6 24V	Petrol	140	10/98-10/02	L7X 727

Engine	Information	S10	T10	T20 - T23	T22 - T25
All engines	+cruise control			7.1072 T20	
All engines	-cruise control, thread M16x1.5			7.1113 T20	

				ENGINE
1.9 dCi	Diesel	85	04/03-02/05	F9Q 680, F9Q 820

Engine	Information	S10	T10	T20 - T23	T22 - T25
All engines	COL:grey, switch press. 0.5 bar, thread M14X1.5	7.0151			
All engines	COL:blue, switch press. 0.6 bar, thread M14X1.5	7.0178			
All engines	COL:green, Conn. nr. 3, spanner size 24, thread 14x1.5		7.6245		
All engines	COL:white			7.1149 T20	
All engines	COL:grey				7.1223 T25
All engines	COL:blue				7.1224 T22

				ENGINE
1.9 dCi	Diesel	88	11/02->	F9Q 820

Engine	Information	S10	T10	T20 - T23	T22 - T25
All engines	COL:grey, switch press. 0.5 bar, thread M14X1.5	7.0151			
All engines	COL:blue, switch press. 0.6 bar, thread M14X1.5	7.0178			
All engines	COL:green, Conn. nr. 3, spanner size 24, thread 14x1.5		7.6245		
All engines	-> 01/03/06, COL:white			7.1149 T20	
All engines	COL:black, COL:grey, with automatic adjustment				7.1150 T22
All engines	COL:black, COL:blue				7.1195 T22
All engines	COL:green, COL:grey				7.1223 T22
All engines	COL:grey, COL:light blue				7.1224 T22

				ENGINE
2.0	Petrol	100	11/02->	F4R 792

Engine	Information	S10	T10	T20 - T23	T22 - T25
All engines	COL:grey, switch press. 0.5 bar, thread M14X1.5	7.0151			
All engines	COL:blue, switch press. 0.6 bar, thread M14X1.5	7.0178			
All engines	COL:green, Conn. nr. 3, spanner size 24, thread 14x1.5		7.6245		
All engines	-> 01/03/06, COL:white			7.1149 T20	
All engines	-> 01/03/06, COL:grey				7.1150 T22
All engines	-> 01/03/06				7.1195 T25
All engines	01/04/06 ->, COL:grey				7.1223 T22
All engines	01/04/06 ->, COL:blue				7.1224 T25

				ENGINE
2.0	Petrol	125	04/05->	F4R 794, F4R 795, F4R 796, F4R 797, F4R 896, F4R 897

Engine	Information	S10	T10	T20 - T23	T22 - T25
All engines	COL:grey, switch press. 0.5 bar, thread M14X1.5	7.0151			
All engines	COL:blue, switch press. 0.6 bar, thread M14X1.5	7.0178			
All engines	COL:green, Conn. nr. 3, spanner size 24, thread 14x1.5		7.6245		
All engines	-> 01/03/06, COL:white			7.1149 T20	
Eng. F4R 796, F4R 797, F4R 896, F4R 897	COL:black, COL:grey, with automatic adjustment				7.1150 T22
Eng. F4R 796, F4R 797, F4R 896, F4R 897	COL:black, COL:blue				7.1195 T22
Eng. F4R 796, F4R 797, F4R 896, F4R 897	COL:green, COL:grey				7.1223 T22
Eng. F4R 796, F4R 797, F4R 896, F4R 897	COL:grey, COL:light blue				7.1224 T22

				ENGINE
2.0	Petrol	98	11/02-02/05	F4R 790

Engine	Information	S10	T10	T20 - T23	T22 - T25
All engines	COL:grey, switch press. 0.5 bar, thread M14X1.5	7.0151			
All engines	COL:blue, switch press. 0.6 bar, thread M14X1.5	7.0178			
All engines	COL:green, Conn. nr. 3, spanner size 24, thread 14x1.5		7.6245		
All engines	COL:white			7.1149 T20	
All engines	COL:black, COL:grey, with automatic adjustment				7.1150 T22
All engines	COL:black, COL:blue				7.1195 T22
All engines	COL:green, COL:grey				7.1223 T22
All engines	COL:grey, COL:light blue				7.1224 T22

S10 OIL PRESSURE WARNING LIGHT SWITCH	T10 REVERSING LIGHT SWITCH	T20 BRAKE LIGHT SWITCH
T22 SWITCH CLUTCH CONTROL (CRUISE CONTROL)	T23 SWITCH BRAKE ACTUATION (ENGINE TIMING)	T25 SWITCH CLUTCH CONTROL (ENGINE CONTROL)

FUNCTIONS ON THE VEHICLE

Vehicle	alim.	kW	Date	Engine	 S10	 T10	 T20 - T23	 T22 - T25
---------	-------	----	------	--------	---	---	--	---

ENGINE				
2.0 dCi	Diesel	110	01/06->	M9R 740, M9R 750, M9R 760, M9R 814, M9R 815, M9R 858

Engine	Information	S10	T10	T20 - T23	T22 - T25
All engines	COL:blue, switch press. 0.6 bar, thread M14X1.5	7.0178			
All engines	COL:green, Conn. nr. 3, spanner size 24, thread 14x1.5		7.6245		
All engines	COL:grey				7.1223 T22
All engines	COL:blue				7.1224 T25

ENGINE				
2.0 dCi	Diesel	127	01/06->	M9R 760, M9R 761, M9R 762, M9R 763, M9R 812, M9R 815, M9R 859

Engine	Information	S10	T10	T20 - T23	T22 - T25
All engines	COL:blue, switch press. 0.6 bar, thread M14X1.5	7.0178			
Eng. M9R 812	pole nr. 2		7.6096		
All engines	COL:green, Conn. nr. 3, pole nr. 3, spanner size 24, thread 14x1.5		7.6245		
Eng. M9R 812	see connection type, with automatic adjustment			7.1149 T20	
Eng. M9R 812	see connection type			7.1227 T20	
Eng. M9R 812	COL:black, COL:grey, with automatic adjustment				7.1150 T22
Eng. M9R 812	COL:black, COL:blue				7.1195 T22
All engines	COL:green, COL:grey				7.1223 T22
Eng. M9R 812	COL:grey, COL:light blue				7.1224 T22
All engines	COL:blue				7.1224 T25

ENGINE				
2.0 dCi	Diesel	96	01/06->	M9R 740, M9R 750, M9R 760, M9R 761, M9R 762, M9R 763

Engine	Information	S10	T10	T20 - T23	T22 - T25
All engines	COL:blue, switch press. 0.6 bar, thread M14X1.5	7.0178			
All engines	COL:green, Conn. nr. 3, spanner size 24, thread 14x1.5		7.6245		
Eng. M9R 740, M9R 750, M9R 760, M9R 762	COL:black, COL:grey, with automatic adjustment				7.1150 T22
Eng. M9R 740, M9R 750, M9R 760, M9R 762	COL:black, COL:blue				7.1195 T22
Eng. M9R 740, M9R 750, M9R 760, M9R 762	COL:green, COL:grey				7.1223 T22
Eng. M9R 740, M9R 750, M9R 760, M9R 762	COL:grey, COL:light blue				7.1224 T22

ENGINE				
2.0 Turbo	Petrol	120	11/02->	F4R 794, F4R 795, F4R 796, F4R 797

Engine	Information	S10	T10	T20 - T23	T22 - T25
All engines	COL:grey, switch press. 0.5 bar, thread M14X1.5	7.0151			
All engines	COL:blue, switch press. 0.6 bar, thread M14X1.5	7.0178			
All engines	COL:green, Conn. nr. 3, spanner size 24, thread 14x1.5		7.6245		
All engines	COL:white			7.1149 T20	
All engines	COL:black, COL:grey, with automatic adjustment				7.1150 T22
All engines	COL:black, COL:blue				7.1195 T22
All engines	COL:green, COL:grey				7.1223 T22
All engines	COL:grey, COL:light blue				7.1224 T22

ENGINE				
2.2 dCi	Diesel	102	02/06->	G9T 645

Engine	Information	S10	T10	T20 - T23	T22 - T25
All engines	COL:grey, switch press. 0.5 bar, thread M14X1.5	7.0151			
All engines	COL:blue, switch press. 0.6 bar, thread M14X1.5	7.0178			

ENGINE				
2.2 dCi	Diesel	110	11/02->	G9T 742, G9T 743

Engine	Information	S10	T10	T20 - T23	T22 - T25
All engines	COL:grey, switch press. 0.5 bar, thread M14X1.5	7.0151			
All engines	COL:blue, switch press. 0.6 bar, thread M14X1.5	7.0178			
All engines	COL:green, Conn. nr. 3, spanner size 24, thread 14x1.5		7.6245		
All engines	-> 01/03/06, COL:white			7.1149 T20	
Eng. G9T 742	COL:black, COL:grey, with automatic adjustment				7.1150 T22
Eng. G9T 742	COL:black, COL:blue				7.1195 T22
Eng. G9T 742	COL:green, COL:grey				7.1223 T22
Eng. G9T 742	COL:grey, COL:light blue				7.1224 T22

S10 OIL PRESSURE WARNING LIGHT SWITCH	T10 REVERSING LIGHT SWITCH	T20 BRAKE LIGHT SWITCH
T22 SWITCH CLUTCH CONTROL (CRUISE CONTROL)	T23 SWITCH BRAKE ACTUATION (ENGINE TIMING)	T25 SWITCH CLUTCH CONTROL (ENGINE CONTROL)

FUNCTIONS ON THE VEHICLE

Vehicle	alim.	kW	Date	Engine	 S10	 T10	 T20 - T23	 T22 - T25
---------	-------	----	------	--------	---	---	--	---

ENGINE							
3.0 dCi	Diesel	120	09/05->	P9X 701, P9X 715			
Engine	Information			S10	T10	T20 - T23	T22 - T25
All engines	COL:white					7.1149 T20	

ENGINE							
3.0 dCi	Diesel	130	11/02->	P9X 701			
Engine	Information			S10	T10	T20 - T23	T22 - T25
All engines	-> 01/03/06, COL:white					7.1149 T20	

ENGINE							
3.0 dCi	Diesel	133	01/06->	P9X 715			
Engine	Information			S10	T10	T20 - T23	T22 - T25
All engines	-> 01/03/06, COL:white					7.1149 T20	

ENGINE							
3.5 V6	Petrol	177	11/02->	V4Y 711, V4Y 715			
Engine	Information			S10	T10	T20 - T23	T22 - T25
All engines				7.0042			
All engines	-> 01/03/06, COL:white					7.1149 T20	

ESPACE V

ENGINE							
1.6 dCi 130	Diesel	96	06/15->	R9M 409			
Engine	Information			S10	T10	T20 - T23	T22 - T25
All engines	COL:blue, switch press. 0.6 bar, thread M14X1.5			7.0178			
All engines	COL:green, Conn. nr. 3, spanner size 24, thread 14x1.5				7.6245		

ENGINE							
1.6 dCi 160	Diesel	118	06/15->	R9M 452			
Engine	Information			S10	T10	T20 - T23	T22 - T25
All engines	COL:blue, switch press. 0.6 bar, thread M14X1.5			7.0178			

EXPRESS

ENGINE							
1.2	Petrol	40	07/95-10/99	C3G 710, C3G 712			
Engine	Information			S10	T10	T20 - T23	T22 - T25
All engines	COL:milk white, spanner size 21, switch press. 0.3 bar, thread M14x1.5, without cable			7.0076			
All engines	COL:blue, Conn. nr. 2, spanner size 24, thread 14x1.5				7.6271		
All engines	thread M16x1.5					7.1075 T20	

ENGINE							
1.4i	Petrol	0	01/85-10/90	C3G/C3J			
Engine	Information			S10	T10	T20 - T23	T22 - T25
All engines	-> 30/09/86			7.0006			
All engines	01/10/86 ->			7.0076			
All engines	-> 31/05/88				7.6015		
All engines	01/06/88 ->				7.6096		
All engines						7.1012 T20	

ENGINE							
1.9	Diesel	48	07/95-11/98	F8Q 640, F8Q 682			
Engine	Information			S10	T10	T20 - T23	T22 - T25
All engines	-> 01/08/97, COL:green, spanner size 21, switch press. 0.2 bar, thread M18x1.5			7.0075			
Eng. F8Q 682	01/09/97 ->, COL:green, switch press. 0.2 bar			7.0131			
All engines	COL:blue, Conn. nr. 2, spanner size 24, thread 14x1.5				7.6271		
All engines	thread M16x1.5					7.1075 T20	

ENGINE							
1.9 D	Diesel	0	01/85-10/90	F8Q			
Engine	Information			S10	T10	T20 - T23	T22 - T25
All engines				7.0075		7.1012 T20	
All engines	-> 31/05/88				7.6015		
All engines	01/06/88 ->				7.6096		

ENGINE							
1.9 D	Diesel	40	07/95-10/97	F8Q 640, F8Q 648			
Engine	Information			S10	T10	T20 - T23	T22 - T25
All engines	-> 01/08/97, COL:green, spanner size 21, switch press. 0.2 bar, thread M18x1.5			7.0075			
Eng. F8Q 648	01/09/97 ->, COL:green, spanner size 21, switch press. 0.3 bar, thread M14x1.5			7.0181			

S10 OIL PRESSURE WARNING LIGHT SWITCH	T10 REVERSING LIGHT SWITCH	T20 BRAKE LIGHT SWITCH
T22 SWITCH CLUTCH CONTROL (CRUISE CONTROL)	T23 SWITCH BRAKE ACTUATION (ENGINE TIMING)	T25 SWITCH CLUTCH CONTROL (ENGINE CONTROL)

FUNCTIONS ON THE VEHICLE

Vehicle	alim.	kW	Date	Engine	 S10	 T10	 T20 - T23	 T22 - T25
---------	-------	----	------	--------	---	---	--	---

ENGINE				
1.9 D	Diesel	40	07/95-10/97	F8Q 640, F8Q 648

Engine	Information	S10	T10	T20 - T23	T22 - T25
All engines	COL:blue, Conn. nr. 2, spanner size 24, thread 14x1.5		7.6271		
All engines	thread M16x1.5			7.1075 T20	

ENGINE				
1.9 D	Diesel	47	07/95-10/99	F8Q 646, F8Q 684, F8Q 724, F8Q 776

Engine	Information	S10	T10	T20 - T23	T22 - T25
All engines	-> 01/08/97, COL:green, spanner size 21, switch press. 0.2 bar, thread M18x1.5	7.0075			
Eng. F8Q 684	01/09/97 ->, COL:green, switch press. 0.2 bar	7.0131			
All engines	COL:blue, Conn. nr. 2, spanner size 24, thread 14x1.5		7.6271		
All engines	thread M16x1.5			7.1075 T20	

EXTRA

ENGINE				
1.9	Diesel	47	09/94-03/98	F8Q 684, F8Q 724, F8Q 776

Engine	Information	S10	T10	T20 - T23	T22 - T25
All engines	-> 01/08/97, COL:green, spanner size 21, switch press. 0.2 bar, thread M18x1.5	7.0075			
Eng. F8Q 684	01/09/97 ->, COL:green, switch press. 0.2 bar	7.0131			
All engines	COL:blue, Conn. nr. 2, spanner size 24, thread 14x1.5		7.6271		
All engines	thread M16x1.5			7.1075 T20	

FLUENCE

ENGINE				
0.0 Electric	Electric	70	02/12->	5AM 400

Engine	Information	S10	T10	T20 - T23	T22 - T25
All engines	COL:white			7.1275 T20	

ENGINE				
1.5 dCi	Diesel	63	02/10->	K9K 830, K9K 838, K9K 842

Engine	Information	S10	T10	T20 - T23	T22 - T25
All engines	COL:blue, switch press. 0.6 bar, thread M14X1.5	7.0178			
All engines	COL:green, Conn. nr. 3, spanner size 24, thread 14x1.5		7.6245		
All engines	COL:white			7.1275 T20	
All engines	COL:green				7.1223 T22
All engines	COL:blue				7.1274 T25

ENGINE				
1.5 dCi	Diesel	66	02/10->	K9K 834, K9K 838

Engine	Information	S10	T10	T20 - T23	T22 - T25
All engines	COL:blue, switch press. 0.6 bar, thread M14X1.5	7.0178			
Eng. K9K 838	COL:green, pole nr. 2, see connection type		7.6096		
All engines	COL:green, Conn. nr. 3, pole nr. 3, spanner size 24, thread 14x1.5		7.6245		
Eng. K9K 838	COL:light blue, pole nr. 2, see connection type		7.6271		
All engines	COL:white			7.1275 T20	
Eng. K9K 834	COL:green				7.1223 T25
Eng. K9K 838	see connection type				7.1223, 7.1274 T22
Eng. K9K 834	COL:blue				7.1274 T25

ENGINE				
1.5 dCi	Diesel	70	07/14->	K9K 656, K9K 826

Engine	Information	S10	T10	T20 - T23	T22 - T25
All engines	COL:blue, switch press. 0.6 bar, thread M14X1.5	7.0178			
All engines	COL:green, Conn. nr. 3, spanner size 24, thread 14x1.5		7.6245		
All engines	COL:white			7.1275 T20	
All engines	COL:green				7.1223 T22
All engines	COL:blue				7.1274 T25

ENGINE				
1.5 dCi	Diesel	78	02/10->	K9K 832, K9K 842

Engine	Information	S10	T10	T20 - T23	T22 - T25
All engines	COL:blue, switch press. 0.6 bar, thread M14X1.5	7.0178			
Eng. K9K 842	COL:green, pole nr. 2, see connection type		7.6096		
All engines	COL:green, Conn. nr. 3, pole nr. 3, spanner size 24, thread 14x1.5		7.6245		
Eng. K9K 842	COL:light blue, pole nr. 2, see connection type		7.6271		

S10 OIL PRESSURE WARNING LIGHT SWITCH	T10 REVERSING LIGHT SWITCH	T20 BRAKE LIGHT SWITCH
T22 SWITCH CLUTCH CONTROL (CRUISE CONTROL)	T23 SWITCH BRAKE ACTUATION (ENGINE TIMING)	T25 SWITCH CLUTCH CONTROL (ENGINE CONTROL)

FUNCTIONS ON THE VEHICLE

Vehicle	alim.	kW	Date	Engine	 S10	 T10	 T20 - T23	 T22 - T25
---------	-------	----	------	--------	---	---	--	---

ENGINE				
1.5 dCi	Diesel	78	02/10->	K9K 832, K9K 842

Engine	Information	S10	T10	T20 - T23	T22 - T25
All engines	COL:white			7.1275 T20	
Eng. K9K 832	COL:green				7.1223 T25
Eng. K9K 842	see connection type				7.1223, 7.1274 T22
Eng. K9K 832	COL:blue				7.1274 T25

ENGINE				
1.5 dCi	Diesel	81	02/10->	K9K 656, K9K 657, K9K 836, K9K 837

Engine	Information	S10	T10	T20 - T23	T22 - T25
All engines	COL:blue, switch press. 0.6 bar, thread M14X1.5	7.0178			
All engines	COL:green, Conn. nr. 3, spanner size 24, thread 14x1.5		7.6245		
All engines	COL:white			7.1275 T20	
All engines	COL:green				7.1223 T22
All engines	COL:blue				7.1274 T25

ENGINE				
1.6	Petrol	86	01/13->	H4M 729, H4M 738, H4M721

Engine	Information	S10	T10	T20 - T23	T22 - T25
Eng. H4M 729		7.0180			
All engines	COL:white			7.1275 T20	

ENGINE				
1.6 16V	Petrol	78	02/10->	K4M 838

Engine	Information	S10	T10	T20 - T23	T22 - T25
All engines	COL:blue, switch press. 0.6 bar, thread M14X1.5	7.0178			
All engines	COL:green, Conn. nr. 3, spanner size 24, thread 14x1.5		7.6245		
All engines	COL:blue, Conn. nr. 2, spanner size 24, thread 14x1.5		7.6271		
All engines	COL:white			7.1275 T20	
All engines	COL:green				7.1223 T22
All engines	COL:blue				7.1274 T25

ENGINE				
1.6 16V	Petrol	81	02/10->	K4M 838, K4M 839

Engine	Information	S10	T10	T20 - T23	T22 - T25
All engines	COL:blue, switch press. 0.6 bar, thread M14X1.5	7.0178			
All engines	COL:green, Conn. nr. 3, spanner size 24, thread 14x1.5		7.6245		
All engines	COL:white			7.1275 T20	
All engines	COL:green				7.1223 T25
All engines	COL:blue				7.1274 T25

ENGINE				
1.6 16V	Petrol	82	02/10->	K4M 838, K4M 839

Engine	Information	S10	T10	T20 - T23	T22 - T25
All engines	COL:blue, switch press. 0.6 bar, thread M14X1.5	7.0178			
All engines	COL:green, Conn. nr. 3, spanner size 24, thread 14x1.5		7.6245		
All engines	COL:white			7.1275 T20	
All engines	COL:green				7.1223 T25
All engines	COL:blue				7.1274 T25

ENGINE				
1.6 dCi	Diesel	96	07/14->	R9M 402

Engine	Information	S10	T10	T20 - T23	T22 - T25
All engines	COL:white			7.1275 T20	
All engines	COL:green				7.1223 T25
All engines	COL:blue				7.1274 T22

ENGINE				
1.6 LPG 16V	Petrol/ Petro- leum Gas (LPG)	81	01/12->	K4M 839

Engine	Information	S10	T10	T20 - T23	T22 - T25
All engines	COL:blue, switch press. 0.6 bar, thread M14X1.5	7.0178			
All engines	COL:white			7.1275 T20	

S10 OIL PRESSURE WARNING LIGHT SWITCH	T10 REVERSING LIGHT SWITCH	T20 BRAKE LIGHT SWITCH
T22 SWITCH CLUTCH CONTROL (CRUISE CONTROL)	T23 SWITCH BRAKE ACTUATION (ENGINE TIMING)	T25 SWITCH CLUTCH CONTROL (ENGINE CONTROL)

FUNCTIONS ON THE VEHICLE

Vehicle	alim.	kW	Date	Engine	 S10	 T10	 T20 - T23	 T22 - T25
---------	-------	----	------	--------	---	---	--	---

ENGINE				
2.0	Petrol	101	01/10->	M4R 714, M4R 751

Engine	Information	S10	T10	T20 - T23	T22 - T25
All engines	COL:blue, switch press. 0.6 bar, thread M14X1.5	7.0178			
All engines	COL:white			7.1275 T20	

ENGINE				
2.0 [ExtraEU]	Petrol	105	03/10->	M4R 751

Engine	Information	S10	T10	T20 - T23	T22 - T25
All engines	COL:white			7.1275 T20	

ENGINE				
2.0 16V	Petrol	103	02/10->	M4R 714, M4R 751, M4R752, M4R753

Engine	Information	S10	T10	T20 - T23	T22 - T25
All engines	COL:green, Conn. nr. 3, spanner size 24, thread 14x1.5	7.6245			
All engines	COL:white			7.1275 T20	
All engines	COL:green				7.1223 T22
All engines	COL:blue				7.1274 T25

ENGINE				
2.0 Hi-Flex	Petrol/Ethanol	105	02/10->	M4R 714, M4R 751

Engine	Information	S10	T10	T20 - T23	T22 - T25
All engines	COL:white			7.1275 T20	

GRAND ESPACE

ENGINE				
2.0	Petrol	98	04/03-12/15	F4R 790

Engine	Information	S10	T10	T20 - T23	T22 - T25
All engines	COL:grey, switch press. 0.5 bar, thread M14X1.5	7.0151			
All engines	COL:blue, switch press. 0.6 bar, thread M14X1.5	7.0178			
All engines	COL:green, Conn. nr. 3, spanner size 24, thread 14x1.5	7.6245			
All engines	COL:white			7.1149 T20	
All engines	-> 01/03/06, COL:grey				7.1150 T25
All engines	01/04/06 ->, COL:blue				7.1224 T25

GRAND SCÉNIC

ENGINE				
1.2 Tce	Petrol	96	07/14->	H5F 408

Engine	Information	S10	T10	T20 - T23	T22 - T25
All engines	COL:green, Conn. nr. 3, spanner size 24, thread 14x1.5	7.6245			
All engines	COL:white			7.1275 T20	
All engines	COL:green				7.1223 T22
All engines	COL:blue				7.1274 T25

GRAND SCÉNIC II

ENGINE				
1.5 dCi	Diesel	74	04/04->	K9K 728

Engine	Information	S10	T10	T20 - T23	T22 - T25
All engines	COL:grey, switch press. 0.5 bar, thread M14X1.5	7.0151			
All engines	COL:blue, switch press. 0.6 bar, thread M14X1.5	7.0178			
All engines	COL:green, pole nr. 2	7.6096			
All engines	pole nr. 3	7.6245			
All engines	COL:light blue, pole nr. 2	7.6271			
All engines	BITRON, COL:white			7.1225 T20	
All engines	see connection type				7.1223, 7.1224 T22

ENGINE				
1.5 dCi	Diesel	76	06/06-11/08	K9K 734

Engine	Information	S10	T10	T20 - T23	T22 - T25
All engines	COL:grey, switch press. 0.5 bar, thread M14X1.5	7.0151			
All engines	COL:blue, switch press. 0.6 bar, thread M14X1.5	7.0178			
All engines	COL:green, pole nr. 2	7.6096			
All engines	pole nr. 3	7.6245			
All engines	COL:light blue, pole nr. 2	7.6271			
All engines	BITRON, COL:white			7.1225 T20	
All engines	see connection type				7.1223, 7.1224 T22

S10 OIL PRESSURE WARNING LIGHT SWITCH	T10 REVERSING LIGHT SWITCH	T20 BRAKE LIGHT SWITCH
T22 SWITCH CLUTCH CONTROL (CRUISE CONTROL)	T23 SWITCH BRAKE ACTUATION (ENGINE TIMING)	T25 SWITCH CLUTCH CONTROL (ENGINE CONTROL)

Vehicle	alim.	kW	Date	Engine	FUNCTIONS ON THE VEHICLE			
					S10	T10	T20 - T23	T22 - T25

ENGINE				
1.5 dCi	Diesel	78	05/05->	K9K 732

Engine	Information	S10	T10	T20 - T23	T22 - T25
All engines	COL:grey, switch press. 0.5 bar, thread M14X1.5	7.0151			
All engines	COL:blue, switch press. 0.6 bar, thread M14X1.5	7.0178			
All engines	COL:green, Conn. nr. 3, spanner size 24, thread 14x1.5		7.6245		
All engines	BITRON, COL:white			7.1225 T20	
All engines	COL:green				7.1223 T22
All engines	COL:grey				7.1224 T25

ENGINE				
1.6	Petrol	77	06/06->	K4M 788

Engine	Information	S10	T10	T20 - T23	T22 - T25
All engines	COL:blue, switch press. 0.6 bar, thread M14X1.5	7.0178			
All engines	COL:green, Conn. nr. 3, spanner size 24, thread 14x1.5		7.6245		
All engines	BITRON, COL:white			7.1225 T20	
All engines	COL:green				7.1223 T22
All engines	COL:grey				7.1224 T25

ENGINE				
1.6	Petrol	82	06/06-11/08	K4M 812, K4M 813

Engine	Information	S10	T10	T20 - T23	T22 - T25
All engines	COL:blue, switch press. 0.6 bar, thread M14X1.5	7.0178			
All engines	BITRON, COL:white			7.1225 T20	

ENGINE				
1.6	Petrol	83	04/04->	K4M 761, K4M 764, K4M 782, K4M 812, K4M 813

Engine	Information	S10	T10	T20 - T23	T22 - T25
Eng. K4M 761, K4M 782	COL:grey, switch press. 0.5 bar, thread M14X1.5	7.0151			
Eng. K4M 812, K4M 813	COL:blue, switch press. 0.6 bar, thread M14X1.5	7.0178			
Eng. K4M 782	COL:green, pole nr. 2		7.6096		
Eng. K4M 782	COL:light blue, pole nr. 2, see connection type		7.6231, 7.6271		
Eng. K4M 782	COL:black, pole nr. 2		7.6232		
Eng. K4M 782	pole nr. 3		7.6245		
All engines	BITRON, COL:white			7.1225 T20	
Eng. K4M 761, K4M 782	see connection type				7.1223, 7.1224 T22

ENGINE				
1.6 Flex	Petrol/Ethanol	82	06/06-11/08	K4M 766

Engine	Information	S10	T10	T20 - T23	T22 - T25
All engines	COL:blue, switch press. 0.6 bar, thread M14X1.5	7.0178			
All engines	BITRON, COL:white			7.1225 T20	

ENGINE				
1.9 dCi	Diesel	81	05/05->	F9Q 812

Engine	Information	S10	T10	T20 - T23	T22 - T25
All engines	COL:blue, switch press. 0.6 bar, thread M14X1.5	7.0178			
All engines	BITRON, COL:white			7.1225 T20	

ENGINE				
1.9 dCi	Diesel	85	05/05-01/09	F9Q 803, F9Q 804, F9Q 812

Engine	Information	S10	T10	T20 - T23	T22 - T25
All engines	COL:blue, switch press. 0.6 bar, thread M14X1.5	7.0178			
All engines			7.6231		
All engines	BITRON, COL:white			7.1225 T20	
All engines	COL:green				7.1223 T22
All engines	COL:grey				7.1224 T25

ENGINE				
1.9 dCi	Diesel	88	04/04->	F9Q 803, F9Q 804, F9Q 812, F9Q 816, F9Q 818

Engine	Information	S10	T10	T20 - T23	T22 - T25
All engines	COL:blue, switch press. 0.6 bar, thread M14X1.5	7.0178			
Eng. F9Q 812	COL:green, pole nr. 2		7.6096		
Eng. F9Q 812	COL:light blue, pole nr. 2, see connection type		7.6231, 7.6271		
Eng. F9Q 812	COL:black, pole nr. 2		7.6232		

S10	OIL PRESSURE WARNING LIGHT SWITCH	T10	REVERSING LIGHT SWITCH	T20	BRAKE LIGHT SWITCH
T22	SWITCH CLUTCH CONTROL (CRUISE CONTROL)	T23	SWITCH BRAKE ACTUATION (ENGINE TIMING)	T25	SWITCH CLUTCH CONTROL (ENGINE CONTROL)

FUNCTIONS ON THE VEHICLE

Vehicle	alim.	kW	Date	Engine	 S10	 T10	 T20 - T23	 T22 - T25
---------	-------	----	------	--------	---	---	--	---

ENGINE				
1.9 dCi	Diesel	88	04/04->	F9Q 803, F9Q 804, F9Q 812, F9Q 816, F9Q 818

Engine	Information	S10	T10	T20 - T23	T22 - T25
Eng. F9Q 812	pole nr. 3		7.6245		
All engines	BITRON, COL:white			7.1225 T20	
Eng. F9Q 812	COL:green				7.1223 T22
Eng. F9Q 812	COL:grey, see connection type				7.1224, 7.1274 T22

ENGINE				
1.9 dCi	Diesel	96	05/05->	F9Q 803, F9Q 804, F9Q 816, F9Q 818

Engine	Information	S10	T10	T20 - T23	T22 - T25
All engines	COL:blue, switch press. 0.6 bar, thread M14X1.5	7.0178			
Eng. F9Q 816, F9Q 818	COL:green, pole nr. 2		7.6096		
Eng. F9Q 816, F9Q 818	COL:light blue, pole nr. 2, see connection type		7.6231, 7.6271		
Eng. F9Q 816, F9Q 818	COL:black, pole nr. 2		7.6232		
Eng. F9Q 816, F9Q 818	pole nr. 3		7.6245		
All engines	BITRON, COL:white			7.1225 T20	
Eng. F9Q 816, F9Q 818	COL:green				7.1223 T22
Eng. F9Q 816, F9Q 818	COL:grey, see connection type				7.1224, 7.1274 T22

ENGINE				
2.0	Petrol	120	04/04->	F4R 776

Engine	Information	S10	T10	T20 - T23	T22 - T25
All engines	COL:grey, switch press. 0.5 bar, thread M14X1.5	7.0151			
All engines	COL:blue, switch press. 0.6 bar, thread M14X1.5	7.0178			
All engines	COL:light blue, pole nr. 2		7.6231		
All engines	COL:black, pole nr. 2		7.6232		
All engines	pole nr. 3		7.6245		
All engines	BITRON, COL:white			7.1225 T20	
All engines	see connection type				7.1223, 7.1224 T22

ENGINE				
2.0	Petrol	99	04/04->	F4R 770, F4R 771

Engine	Information	S10	T10	T20 - T23	T22 - T25
All engines	COL:grey, switch press. 0.5 bar, thread M14X1.5	7.0151			
All engines	COL:blue, switch press. 0.6 bar, thread M14X1.5	7.0178			
All engines	COL:light blue		7.6231		
All engines	COL:black		7.6232		
All engines	BITRON, COL:white			7.1225 T20	
All engines	COL:grey				7.1150 T22
All engines	COL:blue				7.1195 T22

ENGINE				
2.0 dCi	Diesel	110	09/05->	M9R 700, M9R 721, M9R 722

Engine	Information	S10	T10	T20 - T23	T22 - T25
All engines	COL:blue, switch press. 0.6 bar, thread M14X1.5	7.0178			
Eng. M9R 700, M9R 722			7.6245		
All engines	BITRON, COL:white			7.1225 T20	
All engines	COL:green, see connection type				7.1223 T22
All engines	COL:grey, see connection type				7.1224 T22
Eng. M9R 721	COL:grey, see connection type				7.1274 T22

GRAND SCÉNIC III

ENGINE				
1.2 TcE	Petrol	85	04/12->	H5F 400, H5F 408





Engine	Information	S10	T10	T20 - T23	T22 - T25
All engines	COL:green, Conn. nr. 3, spanner size 24, thread 14x1.5		7.6245		
All engines	COL:white			7.1275 T20	
All engines	COL:green				7.1223 T22
All engines	COL:blue, LHD, RHD				7.1274 T25

ENGINE				
1.2 TcE	Petrol	97	01/13->	H5F 404, H5F 408

Engine	Information	S10	T10	T20 - T23	T22 - T25
All engines	COL:green, Conn. nr. 3, spanner size 24, thread 14x1.5		7.6245		

S10 OIL PRESSURE WARNING LIGHT SWITCH	T10 REVERSING LIGHT SWITCH	T20 BRAKE LIGHT SWITCH
T22 SWITCH CLUTCH CONTROL (CRUISE CONTROL)	T23 SWITCH BRAKE ACTUATION (ENGINE TIMING)	T25 SWITCH CLUTCH CONTROL (ENGINE CONTROL)

FUNCTIONS ON THE VEHICLE

Vehicle	alim.	kW	Date	Engine	 S10	 T10	 T20 - T23	 T22 - T25
ENGINE								
1.2 Tce	Petrol	97	01/13->	H5F 404, H5F 408				
Engine	Information			S10	T10	T20 - T23	T22 - T25	
All engines	COL:white					7.1275 T20		
All engines	COL:green, LHD, RHD						7.1223 T22	
All engines	COL:blue, LHD, RHD						7.1274 T25	
ENGINE								
1.4 16V	Petrol	96	02/09->	H4J 700				
Engine	Information			S10	T10	T20 - T23	T22 - T25	
All engines	COL:green, Conn. nr. 3, spanner size 24, thread 14x1.5				7.6245			
All engines	COL:white					7.1275 T20		
All engines	COL:green, COL:grey, see connection type						7.1223 T22	
All engines	COL:blue, COL:grey, see connection type						7.1274 T22	
ENGINE								
1.5 dCi	Diesel	63	04/09->	K9K 830				
Engine	Information			S10	T10	T20 - T23	T22 - T25	
All engines	COL:blue, switch press. 0.6 bar, thread M14X1.5			7.0178				
All engines	COL:white					7.1275 T20		
All engines	COL:green, COL:grey, see connection type						7.1223 T22	
All engines	COL:blue, COL:grey, see connection type						7.1274 T22	
ENGINE								
1.5 dCi	Diesel	70	11/10->	K9K 846				
Engine	Information			S10	T10	T20 - T23	T22 - T25	
All engines	COL:blue, switch press. 0.6 bar, thread M14X1.5			7.0178				
All engines	COL:green, Conn. nr. 3, spanner size 24, thread 14x1.5				7.6245			
All engines	COL:white					7.1275 T20		
All engines	COL:green						7.1223 T25	
All engines	COL:blue						7.1274 T25	
ENGINE								
1.5 dCi	Diesel	78	02/09->	K9K 832				
Engine	Information			S10	T10	T20 - T23	T22 - T25	
All engines	COL:blue, switch press. 0.6 bar, thread M14X1.5			7.0178				
All engines	COL:white					7.1275 T20		
All engines	COL:green						7.1223 T22	
All engines	COL:blue, LHD, RHD						7.1274 T25	
ENGINE								
1.5 dCi	Diesel	81	04/09->	K9K 636, K9K 656, K9K 657, K9K 836, K9K 837				
Engine	Information			S10	T10	T20 - T23	T22 - T25	
All engines	COL:blue, switch press. 0.6 bar, thread M14X1.5			7.0178				
All engines	COL:green, Conn. nr. 3, spanner size 24, thread 14x1.5				7.6245			
All engines	COL:white					7.1275 T20		
All engines	COL:green						7.1223 T22	
All engines	COL:blue, LHD, RHD						7.1274 T25	
ENGINE								
1.6 16V	Petrol	81	02/09->	K4M 858				
Engine	Information			S10	T10	T20 - T23	T22 - T25	
All engines	COL:blue, switch press. 0.6 bar, thread M14X1.5			7.0178				
All engines	COL:green, Conn. nr. 3, spanner size 24, thread 14x1.5				7.6245			
All engines	COL:white					7.1275 T20		
All engines	COL:green						7.1223 T22	
All engines	COL:blue						7.1274 T25	
ENGINE								
1.6 16V Bifuel	Petrol/ Petro- leum Gas (LPG)	79	04/12->	K4M 866				
Engine	Information			S10	T10	T20 - T23	T22 - T25	
All engines	COL:blue, switch press. 0.6 bar, thread M14X1.5			7.0178				
All engines	COL:green, Conn. nr. 3, spanner size 24, thread 14x1.5				7.6245			
All engines	COL:white					7.1275 T20		
All engines	COL:green						7.1223 T22	
All engines	COL:blue						7.1274 T25	

S10	OIL PRESSURE WARNING LIGHT SWITCH	T10	REVERSING LIGHT SWITCH	T20	BRAKE LIGHT SWITCH
T22	SWITCH CLUTCH CONTROL (CRUISE CONTROL)	T23	SWITCH BRAKE ACTUATION (ENGINE TIMING)	T25	SWITCH CLUTCH CONTROL (ENGINE CONTROL)

The present application list is a brief version. For the detailed information about the possibility of installation on a specific vehicle, please refer to our web-catalogue <http://catalogo.facet.eu/>

FUNCTIONS ON THE VEHICLE

Vehicle	alim.	kW	Date	Engine	 S10	 T10	 T20 - T23	 T22 - T25
---------	-------	----	------	--------	---	---	--	---

ENGINE				
1.6 16V Bifuel	Petrol/ Petro- leum Gas (LPG)	81	02/09->	K4M 866

Engine	Information	S10	T10	T20 - T23	T22 - T25
All engines	COL:blue, switch press. 0.6 bar, thread M14X1.5	7.0178			
All engines	COL:green, Conn. nr. 3, spanner size 24, thread 14x1.5		7.6245		
All engines	COL:white			7.1275 T20	
All engines	COL:green				7.1223 T25
All engines	COL:blue				7.1274 T22

ENGINE				
1.6 dCi	Diesel	96	04/11->	R9M 402, R9M 404, R9M 414

Engine	Information	S10	T10	T20 - T23	T22 - T25
All engines	COL:blue, switch press. 0.6 bar, thread M14X1.5	7.0178			
All engines	COL:green, Conn. nr. 3, spanner size 24, thread 14x1.5		7.6245		
All engines	COL:white			7.1275 T20	
All engines	COL:green				7.1223 T22
All engines	COL:blue, LHD, RHD				7.1274 T25

ENGINE				
1.6 E85	Petrol/ Ethanol	81	02/09->	K4M 866

Engine	Information	S10	T10	T20 - T23	T22 - T25
All engines	COL:blue, switch press. 0.6 bar, thread M14X1.5	7.0178			
All engines	COL:green				7.1223 T22
All engines	COL:blue, LHD, RHD				7.1274 T25

ENGINE				
1.9 dCi	Diesel	96	02/09->	F9Q 870, F9Q 872

Engine	Information	S10	T10	T20 - T23	T22 - T25
All engines	COL:blue, switch press. 0.6 bar, thread M14X1.5	7.0178			
All engines	COL:green, Conn. nr. 3, spanner size 24, thread 14x1.5		7.6245		
All engines	COL:white			7.1275 T20	
All engines	COL:green				7.1223 T22
All engines	COL:blue, LHD, RHD				7.1274 T25

ENGINE				
2.0 16V	Petrol	103	02/09->	M4R 711, M4R 713

Engine	Information	S10	T10	T20 - T23	T22 - T25
All engines	COL:blue, switch press. 0.6 bar, thread M14X1.5	7.0178			
All engines	COL:white			7.1275 T20	

ENGINE				
2.0 dCi	Diesel	110	02/09->	M9R 615

Engine	Information	S10	T10	T20 - T23	T22 - T25
All engines	COL:blue, switch press. 0.6 bar, thread M14X1.5	7.0178			
All engines	COL:white			7.1275 T20	

ENGINE				
2.0 dCi	Diesel	118	04/09->	M9R 610

Engine	Information	S10	T10	T20 - T23	T22 - T25
All engines	COL:blue, switch press. 0.6 bar, thread M14X1.5	7.0178			
All engines	COL:green, Conn. nr. 3, spanner size 24, thread 14x1.5		7.6245		
All engines	COL:white			7.1275 T20	
All engines	COL:green				7.1223 T22
All engines	COL:blue				7.1274 T25

GRAND SCÉNIC IV

ENGINE				
1.2 TCe 115	Petrol	85	09/16->	H5F 408





Engine	Information	S10	T10	T20 - T23	T22 - T25
All engines	COL:green, Conn. nr. 3, spanner size 24, thread 14x1.5		7.6245		

ENGINE				
1.2 TCe 130	Petrol	96	09/16->	H5F 408

Engine	Information	S10	T10	T20 - T23	T22 - T25
All engines	COL:green, Conn. nr. 3, spanner size 24, thread 14x1.5		7.6245		

S10 OIL PRESSURE WARNING LIGHT SWITCH	T10 REVERSING LIGHT SWITCH	T20 BRAKE LIGHT SWITCH
T22 SWITCH CLUTCH CONTROL (CRUISE CONTROL)	T23 SWITCH BRAKE ACTUATION (ENGINE TIMING)	T25 SWITCH CLUTCH CONTROL (ENGINE CONTROL)

FUNCTIONS ON THE VEHICLE

Vehicle	alim.	kW	Date	Engine	 S10	 T10	 T20 - T23	 T22 - T25
---------	-------	----	------	--------	---	---	--	---

ENGINE							
1.3 TCe 115	Petrol	85	01/18->	H5H 450			
Engine	Information			S10	T10	T20 - T23	T22 - T25
All engines	COL:green, Conn. nr. 3, spanner size 24, thread 14x1.5				7.6245		

ENGINE							
1.3 TCe 140	Petrol	103	01/18->	H5H 450			
Engine	Information			S10	T10	T20 - T23	T22 - T25
All engines	COL:green, Conn. nr. 3, spanner size 24, thread 14x1.5				7.6245		

ENGINE							
1.3 TCe 160	Petrol	120	01/18->	H5H 450			
Engine	Information			S10	T10	T20 - T23	T22 - T25
All engines	COL:green, Conn. nr. 3, spanner size 24, thread 14x1.5				7.6245		

ENGINE							
1.5 dCi 110	Diesel	81	09/16->	K9K 646, K9K 647, K9K648, K9K649			
Engine	Information			S10	T10	T20 - T23	T22 - T25
All engines	COL:blue, switch press. 0.6 bar, thread M14X1.5			7.0178			
All engines	COL:green, Conn. nr. 3, spanner size 24, thread 14x1.5				7.6245		

ENGINE							
1.5 dCi 110 Hybrid Assist	Diesel/ Electro	81	04/17->	K9K 646, K9K648			
Engine	Information			S10	T10	T20 - T23	T22 - T25
All engines	COL:blue, switch press. 0.6 bar, thread M14X1.5			7.0178			
All engines	COL:green, Conn. nr. 3, spanner size 24, thread 14x1.5				7.6245		

ENGINE							
1.6 dCi 130	Diesel	96	09/16->	R9M 409			
Engine	Information			S10	T10	T20 - T23	T22 - T25
All engines	COL:blue, switch press. 0.6 bar, thread M14X1.5			7.0178			
All engines	COL:green, Conn. nr. 3, spanner size 24, thread 14x1.5				7.6245		

ENGINE							
1.6 dCi 160	Diesel	118	09/16->	R9M 452			
Engine	Information			S10	T10	T20 - T23	T22 - T25
All engines	COL:blue, switch press. 0.6 bar, thread M14X1.5			7.0178			

KADJAR


ENGINE							
1.2 TCe 130	Petrol	96	06/15->	H5F 408			
Engine	Information			S10	T10	T20 - T23	T22 - T25
All engines	COL:green, Conn. nr. 3, spanner size 24, thread 14x1.5				7.6245		
All engines	pole nr. 4					7.1202 T20	
All engines	pole nr. 2					7.1265 T20	

ENGINE							
1.3 TCe 140	Petrol	103	08/18->	H5H 470			
Engine	Information			S10	T10	T20 - T23	T22 - T25
All engines	COL:green, Conn. nr. 3, spanner size 24, thread 14x1.5				7.6245		
All engines						7.1202, 7.1265 T20, T23	7.1265 T25
All engines	FP Upper						7.1265 T22

ENGINE							
1.3 TCe 160	Petrol	117	08/18->	H5H 470			
Engine	Information			S10	T10	T20 - T23	T22 - T25
All engines	COL:green, Conn. nr. 3, spanner size 24, thread 14x1.5				7.6245		
All engines						7.1202, 7.1265 T20, T23	7.1265 T25
All engines	FP Upper						7.1265 T22

ENGINE							
1.5 BLUE dCi 115	Diesel	85	08/18->	K9K 872, K9K 873			
Engine	Information			S10	T10	T20 - T23	T22 - T25
All engines	COL:blue, switch press. 0.6 bar, thread M14X1.5			7.0178			
All engines	COL:green, Conn. nr. 3, spanner size 24, thread 14x1.5				7.6245		
All engines						7.1202, 7.1265 T20, T23	7.1265 T22, T25

S10 OIL PRESSURE WARNING LIGHT SWITCH	T10 REVERSING LIGHT SWITCH	T20 BRAKE LIGHT SWITCH
T22 SWITCH CLUTCH CONTROL (CRUISE CONTROL)	T23 SWITCH BRAKE ACTUATION (ENGINE TIMING)	T25 SWITCH CLUTCH CONTROL (ENGINE CONTROL)

Vehicle	alim.	kW	Date	Engine	 S10	 T10	 T20 - T23	 T22 - T25
---------	-------	----	------	--------	---	---	--	---

ENGINE				
1.5 dCi 110	Diesel	81	06/15->	K9K 646, K9K 647, K9K674, K9K675, K9K676, K9K677

Engine	Information	S10	T10	T20 - T23	T22 - T25
Eng. K9K 646, K9K 647, K9K675, K9K676, K9K677	COL:blue, switch press. 0.6 bar, thread M14X1.5	7.0178			
Eng. K9K 646, K9K674, K9K676	COL:green, Conn. nr. 3, spanner size 24, thread 14x1.5		7.6245		
All engines				7.1202, 7.1265	T20, T23
Eng. K9K 646, K9K674, K9K676	FP Upper				7.1265 T22
Eng. K9K 646, K9K674, K9K676					7.1265 T25

ENGINE				
1.6 dCi 130	Diesel	96	06/15->	R9M 410, R9M 414

Engine	Information	S10	T10	T20 - T23	T22 - T25
All engines	COL:blue, switch press. 0.6 bar, thread M14X1.5	7.0178			
All engines	COL:light blue, FP Upper, pole nr. 2		7.6231		
All engines	COL:black, FP Lower, pole nr. 2		7.6232		
All engines	COL:green, Conn. nr. 3, pole nr. 3, spanner size 24, thread 14x1.5		7.6245		
All engines	pole nr. 4			7.1202	T20
Eng. R9M 410	pole nr. 2			7.1265	T20
All engines				7.1265	T23
All engines					7.1265 T25
All engines	FP Upper, pole nr. 2, Qty 2				7.1265 T22

ENGINE				
1.6 dCi 130 4x4	Diesel	96	06/15->	R9M 414, R9M412

Engine	Information	S10	T10	T20 - T23	T22 - T25
All engines	COL:blue, switch press. 0.6 bar, thread M14X1.5	7.0178			
All engines	FP Upper		7.6231		7.1265 T22
All engines	FP Lower		7.6232		
All engines	COL:green, Conn. nr. 3, spanner size 24, thread 14x1.5		7.6245		
All engines				7.1202, 7.1265	T20, T23
All engines					7.1265 T25

ENGINE				
1.6 TcE 165	Petrol	120	11/16->	M5M460

Engine	Information	S10	T10	T20 - T23	T22 - T25
All engines	COL:green, Conn. nr. 3, spanner size 24, thread 14x1.5		7.6245		
All engines				7.1202, 7.1265	T20, T23
All engines					7.1265 T22, T25

KANGOO I				
1.0	Petrol	40	07/03->	D7D 700

Engine	Information	S10	T10	T20 - T23	T22 - T25
All engines		7.0076	7.6096		
All engines	pole nr. 2			7.1148	T20
All engines	pole nr. 4			7.1149	T20
All engines	COL:grey				7.1150 T22
All engines	COL:blue				7.1195 T22

ENGINE				
1.0	Petrol	43	07/01-06/03	D7D 700, D7D 760

Engine	Information	S10	T10	T20 - T23	T22 - T25
All engines	COL:milk white, spanner size 21, switch press. 0.3 bar, thread M14x1.5, without cable	7.0076			
All engines	COL:black, Conn. nr. 2			7.1148	T20
All engines	COL:white			7.1149	T20
All engines	COL:grey			7.1150	T20
All engines	COL:blue			7.1195	T20
All engines	COL:green			7.1223	T20

ENGINE				
1.0	Petrol	50	01/02-01/07	D4D 700, D4D 720

Engine	Information	S10	T10	T20 - T23	T22 - T25
All engines	COL:milk white, spanner size 21, switch press. 0.3 bar, thread M14x1.5, without cable	7.0076			
All engines	COL:black, Conn. nr. 2			7.1148	T20
All engines	COL:white			7.1149	T20
All engines	COL:grey			7.1150	T20
All engines	COL:blue			7.1195	T20

S10	OIL PRESSURE WARNING LIGHT SWITCH	T10	REVERSING LIGHT SWITCH	T20	BRAKE LIGHT SWITCH
T22	SWITCH CLUTCH CONTROL (CRUISE CONTROL)	T23	SWITCH BRAKE ACTUATION (ENGINE TIMING)	T25	SWITCH CLUTCH CONTROL (ENGINE CONTROL)

FUNCTIONS ON THE VEHICLE

Vehicle	alim.	kW	Date	Engine	 S10	 T10	 T20 - T23	 T22 - T25
---------	-------	----	------	--------	---	---	--	---

ENGINE				
1.0	Petrol	50	01/02-01/07	D4D 700, D4D 720

Engine	Information	S10	T10	T20 - T23	T22 - T25
All engines	COL:green			7.1223 T20	

ENGINE				
1.0 16V	Petrol	51	03/98->	D4D 700, D4D 720

Engine	Information	S10	T10	T20 - T23	T22 - T25
All engines		7.0076	7.6096		
All engines	pole nr. 2			7.1148 T20	
All engines	pole nr. 4			7.1149 T20	
All engines	COL:grey				7.1150 T22
All engines	COL:blue				7.1195 T22

ENGINE				
1.2	Petrol	43	08/97->	D4F 712, D4F 714, D7F 710, D7F 720, D7F 722, D7F 726, D7F 744, D7F 746

Engine	Information	S10	T10	T20 - T23	T22 - T25
All engines	COL:green, COL:milk white, spanner size 21, switch press. 0.3 bar, thread M14x1.5, without cable	7.0076			
All engines	COL:grey, switch press. 0.9 bar	7.0153			
Eng. D7F 710, D7F 722, D7F 744			7.6096		
All engines	COL:black, Conn. nr. 2, pole nr. 2			7.1148 T20	
All engines	COL:white, pole nr. 4			7.1149 T20	
Eng. D4F 712, D4F 714, D7F 720, D7F 726, D7F 746	COL:grey			7.1150 T20	7.1150 T25
Eng. D4F 712, D4F 714, D7F 720, D7F 726, D7F 746	COL:blue			7.1195 T20	
Eng. D4F 712, D4F 714, D7F 720, D7F 726, D7F 746	COL:green			7.1223 T20	
Eng. D7F 710, D7F 722, D7F 744	COL:grey				7.1150 T22
Eng. D7F 710, D7F 722, D7F 744	COL:blue				7.1195 T22

ENGINE				
1.2	Petrol	44	07/98-06/03	D7F 710, D7F 722, D7F 744, D7F 746, D7F 764, D7F 766

Engine	Information	S10	T10	T20 - T23	T22 - T25
Eng. D7F 722, D7F 744, D7F 746, D7F 764, D7F 766	COL:milk white, spanner size 21, switch press. 0.3 bar, thread M14x1.5, without cable	7.0076			
Eng. D7F 744, D7F 746, D7F 764	COL:grey, switch press. 0.9 bar	7.0153			
All engines	COL:black, Conn. nr. 2			7.1148 T20	
All engines	COL:white			7.1149 T20	
Eng. D7F 746	COL:grey			7.1150 T20	
All engines	COL:blue			7.1195 T20	
All engines	COL:green			7.1223 T20	
All engines	COL:grey				7.1150 T25



ENGINE				
1.2 16V	Petrol	55	06/01->	D4F 712, D4F 714, D4F 716, D4F 730

Engine	Information	S10	T10	T20 - T23	T22 - T25
All engines	COL:milk white, spanner size 21, switch press. 0.3 bar, thread M14x1.5, without cable	7.0076			
All engines	COL:grey, switch press. 0.9 bar	7.0153			
All engines	COL:black, Conn. nr. 2			7.1148 T20	
All engines	COL:white			7.1149 T20	
All engines	COL:grey			7.1150 T20	7.1150 T25
All engines	COL:blue			7.1195 T20	
All engines	COL:green			7.1223 T20	

ENGINE				
1.2 BiFuel	Petrol/ Petro- leum Gas (LPG)	43	07/98-07/01	D7F 710, D7F 744

Engine	Information	S10	T10	T20 - T23	T22 - T25
All engines	COL:milk white, spanner size 21, switch press. 0.3 bar, thread M14x1.5, without cable	7.0076			
Eng. D7F 744	COL:grey, switch press. 0.9 bar	7.0153			
All engines	COL:black, Conn. nr. 2			7.1148 T20	

S10	OIL PRESSURE WARNING LIGHT SWITCH	T10	REVERSING LIGHT SWITCH	T20	BRAKE LIGHT SWITCH
T22	SWITCH CLUTCH CONTROL (CRUISE CONTROL)	T23	SWITCH BRAKE ACTUATION (ENGINE TIMING)	T25	SWITCH CLUTCH CONTROL (ENGINE CONTROL)

Vehicle	alim.	kW	Date	Engine	 S10	 T10	 T20 - T23	 T22 - T25
---------	-------	----	------	--------	---	---	--	---

ENGINE				
1.2 BiFuel	Petrol/ Petroleum Gas (LPG)	43	07/98-07/01	D7F 710, D7F 744

Engine	Information	S10	T10	T20 - T23	T22 - T25
All engines	COL:white			7.1149 T20	
All engines	COL:blue			7.1195 T20	
All engines	COL:green			7.1223 T20	
All engines	COL:grey				7.1150 T25

ENGINE				
1.2 BiFuel	Petrol/ Petroleum Gas (LPG)	44	06/97-06/03	D7F 710, D7F 722, D7F 744, D7F 764, D7F 766

Engine	Information	S10	T10	T20 - T23	T22 - T25
All engines	COL:milk white, spanner size 21, switch press. 0.3 bar, thread M14x1.5, without cable	7.0076			
Eng. D7F 744, D7F 764	COL:grey, switch press. 0.9 bar	7.0153			
All engines	COL:black, Conn. nr. 2			7.1148 T20	
All engines	COL:white			7.1149 T20	
All engines	COL:grey			7.1150 T20	7.1150 T25
All engines	COL:blue			7.1195 T20	
All engines	COL:green			7.1223 T20	

ENGINE				
1.2 LPG	Petrol/ Petroleum Gas (LPG)	84	07/13->	H5F 400

Engine	Information	S10	T10	T20 - T23	T22 - T25
All engines	COL:green, Conn. nr. 3, spanner size 24, thread 14x1.5		7.6245		
All engines	BITRON, COL:white			7.1225 T20	
All engines	+start-stop function, COL:green				7.1223 T25
All engines	COL:grey, -start-stop function				7.1224 T22

ENGINE				
1.4	Petrol	55	08/97->	E7J 634, E7J 635, E7J 780, K7J 700, K7J 701

Engine	Information	S10	T10	T20 - T23	T22 - T25
All engines	COL:milk white, Kangoo Express, Kangoo Rapid, spanner size 21, switch press. 0.3 bar, thread M14x1.5, without cable	7.0076			
Eng. K7J 700, K7J 701	COL:grey, Kangoo Express, Kangoo Rapid, switch press. 0.5 bar, thread M14x1.5	7.0151			
All engines			7.6096		
All engines	COL:black, Conn. nr. 2			7.1148 T20	
All engines	COL:white			7.1149 T20	
All engines	COL:grey			7.1150 T20	7.1150 T25
All engines	COL:blue			7.1195 T20	
All engines	COL:green			7.1223 T20	

ENGINE				
1.5 dCi	Diesel	42	12/02->	K9K 700, K9K 702, K9K 704

Engine	Information	S10	T10	T20 - T23	T22 - T25
Eng. K9K 700	COL:green, switch press. 0.2 bar	7.0131			
Eng. K9K 702, K9K 704	COL:grey, switch press. 0.5 bar, thread M14x1.5	7.0151			
Eng. K9K 702, K9K 704	COL:blue, switch press. 0.6 bar, thread M14x1.5	7.0178			
Eng. K9K 700	COL:green, spanner size 21, switch press. 0.3 bar, thread M14x1.5	7.0181			
All engines	COL:black, Conn. nr. 2			7.1148 T20	
All engines	COL:white			7.1149 T20	
All engines	COL:grey			7.1150 T20	7.1150 T25
All engines	COL:blue			7.1195 T20	
All engines	COL:green			7.1223 T20	

ENGINE				
1.5 dCi	Diesel	45	04/05->	K9K 700, K9K 702, K9K 704, K9K 716

Engine	Information	S10	T10	T20 - T23	T22 - T25
Eng. K9K 700, K9K 716	COL:green, switch press. 0.2 bar	7.0131			
Eng. K9K 702, K9K 704, K9K 716	COL:grey, switch press. 0.5 bar, thread M14x1.5	7.0151			

S10 OIL PRESSURE WARNING LIGHT SWITCH	T10 REVERSING LIGHT SWITCH	T20 BRAKE LIGHT SWITCH
T22 SWITCH CLUTCH CONTROL (CRUISE CONTROL)	T23 SWITCH BRAKE ACTUATION (ENGINE TIMING)	T25 SWITCH CLUTCH CONTROL (ENGINE CONTROL)

FUNCTIONS ON THE VEHICLE

Vehicle	alim.	kW	Date	Engine	 S10	 T10	 T20 - T23	 T22 - T25
---------	-------	----	------	--------	---	---	--	---

ENGINE				
1.5 dCi	Diesel	45	04/05->	K9K 700, K9K 702, K9K 704, K9K 716

Engine	Information	S10	T10	T20 - T23	T22 - T25
Eng. K9K 702, K9K 704	COL:blue, switch press. 0.6 bar, thread M14X1.5	7.0178			
Eng. K9K 700	COL:green, spanner size 21, switch press. 0.3 bar, thread M14x1.5	7.0181			
Eng. K9K 716	COL:green, pole nr. 2		7.6096		
Eng. K9K 716	COL:green, pole nr. 3		7.6245		
Eng. K9K 716	COL:light blue		7.6271		
All engines	COL:black, Conn. nr. 2, pole nr. 2			7.1148	T20
All engines	COL:white, pole nr. 4			7.1149	T20
Eng. K9K 700, K9K 702, K9K 704	COL:grey			7.1150	T20
Eng. K9K 700, K9K 702, K9K 704	COL:blue			7.1195	T20
Eng. K9K 700, K9K 702, K9K 704	COL:green			7.1223	T20
Eng. K9K 716	COL:grey				7.1150 T22
Eng. K9K 716	COL:blue				7.1195 T22

ENGINE				
1.5 dCi	Diesel	48	12/01->	K9K 700, K9K 702, K9K 704

Engine	Information	S10	T10	T20 - T23	T22 - T25
Eng. K9K 700	COL:green, KC07, Rapid, switch press. 0.2 bar	7.0131			
All engines	COL:grey, Express, KC07/KC1R, Rapid, switch press. 0.5 bar, thread M14X1.5	7.0151			
All engines	COL:blue, Express, KC07/KC1R, Rapid, switch press. 0.6 bar, thread M14X1.5	7.0178			
Eng. K9K 700	COL:green, KC07, Rapid, spanner size 21, switch press. 0.3 bar, thread M14x1.5	7.0181			
All engines	COL:black, Conn. nr. 2, KC07/KC1R			7.1148	T20
All engines	COL:white, KC07/KC1R			7.1149	T20
All engines	COL:grey, KC07/KC1R			7.1150	T20
All engines	COL:blue, KC07/KC1R			7.1195	T20
All engines	COL:green, KC07/KC1R			7.1223	T20
All engines	COL:grey				7.1150 T25

ENGINE				
1.5 dCi	Diesel	50	06/05->	K9K 714





Engine	Information	S10	T10	T20 - T23	T22 - T25
All engines	COL:blue, switch press. 0.6 bar, thread M14X1.5	7.0178			
All engines	COL:green, spanner size 21, switch press. 0.3 bar, thread M14x1.5	7.0181			
All engines	COL:green, Conn. nr. 3, spanner size 24, thread 14x1.5		7.6245		
All engines	COL:blue, Conn. nr. 2, spanner size 24, thread 14x1.5		7.6271		
All engines	COL:black, Conn. nr. 2			7.1148	T20
All engines	COL:white			7.1149	T20
All engines	COL:grey			7.1150	T20
All engines	COL:blue			7.1195	T20
All engines	COL:green			7.1223	T20

ENGINE				
1.5 dCi	Diesel	60	02/01->	K9K 702, K9K 704, K9K 708, K9K 710, K9K 716

Engine	Information	S10	T10	T20 - T23	T22 - T25
Eng. K9K 708	COL:green	7.0131			
Eng. K9K 702, K9K 704, K9K 708, K9K 710	COL:grey, switch press. 0.5 bar, thread M14X1.5	7.0151			
Eng. K9K 702, K9K 704, K9K 710, K9K 716	COL:blue, switch press. 0.6 bar, thread M14X1.5	7.0178			
Eng. K9K 708	COL:green, pole nr. 2		7.6096		
Eng. K9K 708	COL:green, pole nr. 3		7.6245		
Eng. K9K 708, K9K 716	COL:blue, COL:light blue, Conn. nr. 2, spanner size 24, t.nr. JH3150, thread 14x1.5		7.6271		
All engines	COL:black, Conn. nr. 2, pole nr. 2			7.1148	T20
All engines	COL:white, pole nr. 4			7.1149	T20
Eng. K9K 702, K9K 704, K9K 710	COL:grey			7.1150	T20
Eng. K9K 702, K9K 704, K9K 710, K9K 716	COL:blue			7.1195	T20
Eng. K9K 702, K9K 704, K9K 710, K9K 716	COL:green			7.1223	T20
Eng. K9K 702, K9K 708, K9K 710	COL:grey				7.1150 T22

S10	OIL PRESSURE WARNING LIGHT SWITCH	T10	REVERSING LIGHT SWITCH	T20	BRAKE LIGHT SWITCH
T22	SWITCH CLUTCH CONTROL (CRUISE CONTROL)	T23	SWITCH BRAKE ACTUATION (ENGINE TIMING)	T25	SWITCH CLUTCH CONTROL (ENGINE CONTROL)

FUNCTIONS ON THE VEHICLE

Vehicle	alim.	kW	Date	Engine	 S10	 T10	 T20 - T23	 T22 - T25
---------	-------	----	------	--------	---	---	--	---

ENGINE				
1.5 dCi	Diesel	60	02/01->	K9K 702, K9K 704, K9K 708, K9K 710, K9K 716

Engine	Information	S10	T10	T20 - T23	T22 - T25
Eng. K9K 702, K9K 710, K9K 716	COL:grey				7.1150 T25
Eng. K9K 702, K9K 708, K9K 710	COL:blue				7.1195 T22

ENGINE				
1.5 dCi	Diesel	62	06/05->	K9K 718

Engine	Information	S10	T10	T20 - T23	T22 - T25
All engines	COL:blue, switch press. 0.6 bar, thread M14x1.5	7.0178			
All engines	COL:green, spanner size 21, switch press. 0.3 bar, thread M14x1.5	7.0181			
All engines	COL:green, Conn. nr. 3, spanner size 24, thread 14x1.5		7.6245		
All engines	COL:blue, Conn. nr. 2, spanner size 24, thread 14x1.5		7.6271		
All engines	COL:black, Conn. nr. 2			7.1148 T20	
All engines	COL:white			7.1149 T20	
All engines	COL:grey			7.1150 T20	
All engines	COL:blue			7.1195 T20	
All engines	COL:green			7.1223 T20	

ENGINE				
1.6	Petrol	66	09/99-06/01	K7M 746

Engine	Information	S10	T10	T20 - T23	T22 - T25
All engines	COL:milk white, spanner size 21, switch press. 0.3 bar, thread M14x1.5, without cable	7.0076			
All engines	COL:black, Conn. nr. 2			7.1148 T20	
All engines	COL:white			7.1149 T20	
All engines	COL:grey			7.1150 T20	7.1150 T25
All engines	COL:blue			7.1195 T20	
All engines	COL:green			7.1223 T20	

ENGINE				
1.6	Petrol	74	03/13->	K4M836

Engine	Information	S10	T10	T20 - T23	T22 - T25
All engines	COL:blue, switch press. 0.6 bar, thread M14x1.5	7.0178			
All engines	COL:green, Conn. nr. 3, spanner size 24, thread 14x1.5		7.6245		
All engines	BITRON, COL:white			7.1225 T20	
All engines	COL:green				7.1223 T25
All engines	COL:grey, -start-stop function				7.1224 T22

ENGINE				
1.6	Petrol	75	02/12->	K4M836

Engine	Information	S10	T10	T20 - T23	T22 - T25
All engines	COL:blue, switch press. 0.6 bar, thread M14x1.5	7.0178			
All engines	COL:green, Conn. nr. 3, spanner size 24, thread 14x1.5		7.6245		
All engines	BITRON, COL:white			7.1225 T20	
All engines	COL:green				7.1223 T25
All engines	COL:grey, -start-stop function				7.1224 T22

ENGINE				
1.6 [ExtraEU]	Petrol	70	06/01-03/09	K4M 708, K4M 730, K4M 732, K4M 750, K4M 752, K4M 753, K4M 754

Engine	Information	S10	T10	T20 - T23	T22 - T25
Eng. K4M 708, K4M 730, K4M 732, K4M 752	COL:green, switch press. 0.2 bar	7.0131			
Eng. K4M 750, K4M 752, K4M 753, K4M 754	COL:grey, switch press. 0.5 bar, thread M14x1.5	7.0151			
Eng. K4M 752, K4M 753, K4M 754	COL:blue, switch press. 0.6 bar, thread M14x1.5	7.0178			
All engines	COL:black, Conn. nr. 2			7.1148 T20	
All engines	COL:white			7.1149 T20	
All engines	COL:grey			7.1150 T20	7.1150 T25
All engines	COL:blue			7.1195 T20	
All engines	COL:green			7.1223 T20	

S10 OIL PRESSURE WARNING LIGHT SWITCH	T10 REVERSING LIGHT SWITCH	T20 BRAKE LIGHT SWITCH
T22 SWITCH CLUTCH CONTROL (CRUISE CONTROL)	T23 SWITCH BRAKE ACTUATION (ENGINE TIMING)	T25 SWITCH CLUTCH CONTROL (ENGINE CONTROL)

FUNCTIONS ON THE VEHICLE

Vehicle	alim.	kW	Date	Engine	 S10	 T10	 T20 - T23	 T22 - T25
---------	-------	----	------	--------	---	---	--	---

ENGINE				
1.6 16V	Petrol	70	06/01->	K4M 708, K4M 730, K4M 732, K4M 750, K4M 752, K4M 753, K4M 754

Engine	Information	S10	T10	T20 - T23	T22 - T25
Eng. K4M 708, K4M 730, K4M 732, K4M 752	COL:green, switch press. 0.2 bar	7.0131			
Eng. K4M 750, K4M 752, K4M 753, K4M 754	COL:grey, switch press. 0.5 bar, thread M14X1.5	7.0151			
Eng. K4M 752, K4M 753, K4M 754	COL:blue, switch press. 0.6 bar, thread M14X1.5	7.0178			
All engines	COL:black, Conn. nr. 2			7.1148 T20	
All engines	COL:white			7.1149 T20	
All engines	COL:grey			7.1150 T20	7.1150 T25
All engines	COL:blue			7.1195 T20	
All engines	COL:green			7.1223 T20	

ENGINE				
1.6 16V 4x4	Petrol	70	02/01->	K4M 708, K4M 750, K4M 752, K4M 753, K4M 754

Engine	Information	S10	T10	T20 - T23	T22 - T25
Eng. K4M 708, K4M 752, K4M 753	COL:green, switch press. 0.2 bar	7.0131			
All engines	COL:grey, switch press. 0.5 bar, thread M14X1.5	7.0151			
Eng. K4M 752, K4M 753, K4M 754	COL:blue, switch press. 0.6 bar, thread M14X1.5	7.0178			
Eng. K4M 708, K4M 752, K4M 753			7.6096		
All engines	COL:black, Conn. nr. 2, pole nr. 2			7.1148 T20	
All engines	COL:white, pole nr. 4			7.1149 T20	
Eng. K4M 750	COL:grey			7.1150 T20	
Eng. K4M 750, K4M 752, K4M 753, K4M 754	COL:blue			7.1195 T20	
Eng. K4M 750, K4M 752, K4M 753, K4M 754	COL:green			7.1223 T20	
Eng. K4M 708, K4M 752, K4M 753	COL:grey				7.1150 T22
Eng. K4M 750, K4M 752, K4M 753, K4M 754	COL:grey				7.1150 T25
Eng. K4M 708, K4M 752, K4M 753	COL:blue				7.1195 T22

ENGINE				
1.6 16V bivalent	Petrol/ Natural Gas (CNG)	60	06/05->	K4M850CNG

Engine	Information	S10	T10	T20 - T23	T22 - T25
All engines	COL:green, switch press. 0.2 bar	7.0131			
All engines	COL:green, spanner size 21, switch press. 0.3 bar, thread M14x1.5	7.0181			
All engines	COL:black, Conn. nr. 2			7.1148 T20	
All engines	COL:white			7.1149 T20	
All engines	COL:grey			7.1150 T20	
All engines	COL:blue			7.1195 T20	
All engines	COL:green			7.1223 T20	



ENGINE				
1.6 BiFuel	Petrol/ Petro- leum Gas (LPG)	60	06/05-06/08	K4M 750

Engine	Information	S10	T10	T20 - T23	T22 - T25
All engines	COL:grey, switch press. 0.5 bar, thread M14X1.5	7.0151			
All engines	COL:black, Conn. nr. 2			7.1148 T20	
All engines	COL:white			7.1149 T20	
All engines	COL:grey			7.1150 T20	
All engines	COL:blue			7.1195 T20	
All engines	COL:green			7.1223 T20	

ENGINE				
1.6 CNG	CNG	78	10/07->	K4M830CNG, K4M834CNG

Engine	Information	S10	T10	T20 - T23	T22 - T25
All engines	COL:blue, switch press. 0.6 bar, thread M14X1.5	7.0178			
All engines	COL:green, Conn. nr. 3, spanner size 24, thread 14x1.5		7.6245		
All engines	BITRON, COL:white			7.1225 T20	
All engines	+start-stop function, COL:green				7.1223 T25

S10	OIL PRESSURE WARNING LIGHT SWITCH	T10	REVERSING LIGHT SWITCH	T20	BRAKE LIGHT SWITCH
T22	SWITCH CLUTCH CONTROL (CRUISE CONTROL)	T23	SWITCH BRAKE ACTUATION (ENGINE TIMING)	T25	SWITCH CLUTCH CONTROL (ENGINE CONTROL)

Vehicle	alim.	kW	Date	Engine	 S10	 T10	 T20 - T23	 T22 - T25
---------	-------	----	------	--------	---	---	--	---

ENGINE				
1.6 CNG	CNG	78	10/07->	K4M830CNG, K4M834CNG

Engine	Information	S10	T10	T20 - T23	T22 - T25
All engines	COL:grey, -start-stop function				7.1224 T22

ENGINE				
1.6 Hi-Flex	Petrol/ Ethanol	72	02/08->	K4M 850

Engine	Information	S10	T10	T20 - T23	T22 - T25
All engines	COL:green, switch press. 0.2 bar	7.0131			
All engines	COL:green, spanner size 21, switch press. 0.3 bar, thread M14x1.5	7.0181			
All engines	COL:black, Conn. nr. 2			7.1148 T20	
All engines	COL:white			7.1149 T20	
All engines	COL:grey			7.1150 T20	
All engines	COL:blue			7.1195 T20	
All engines	COL:green			7.1223 T20	

ENGINE				
1.6 Hi-Flex	Petrol/ Ethanol	78	02/12->	K4M 834

Engine	Information	S10	T10	T20 - T23	T22 - T25
All engines	COL:blue, switch press. 0.6 bar, thread M14X1.5	7.0178			
All engines	COL:green, Conn. nr. 3, spanner size 24, thread 14x1.5		7.6245		
All engines	BITRON, COL:white			7.1225 T20	
All engines	COL:green				7.1223 T25
All engines	COL:grey, -start-stop function				7.1224 T22

ENGINE				
1.6 LPG	Petrol/ Petro- leum Gas (LPG)	78	02/12->	K4M 834, K4M835

Engine	Information	S10	T10	T20 - T23	T22 - T25
All engines	COL:blue, switch press. 0.6 bar, thread M14X1.5	7.0178			
All engines	COL:green, Conn. nr. 3, spanner size 24, thread 14x1.5		7.6245		
All engines	BITRON, COL:white			7.1225 T20	
All engines	COL:green				7.1223 T25
All engines	COL:grey, -start-stop function				7.1224 T22

ENGINE				
1.9	Diesel	40	08/97-06/03	F8Q 662

Engine	Information	S10	T10	T20 - T23	T22 - T25
All engines	COL:green, switch press. 0.2 bar	7.0131			
All engines	COL:black, Conn. nr. 2			7.1148 T20	
All engines	COL:white			7.1149 T20	
All engines	COL:blue			7.1195 T20	
All engines	COL:green			7.1223 T20	
All engines	COL:grey				7.1150 T25

ENGINE				
1.9	Diesel	47	06/97-12/06	F8Q 630, F8Q 632

Engine	Information	S10	T10	T20 - T23	T22 - T25
All engines	COL:green, switch press. 0.2 bar	7.0131			
All engines	COL:black, Conn. nr. 2			7.1148 T20	
All engines	COL:white			7.1149 T20	
All engines	COL:grey			7.1150 T20	
All engines	COL:blue			7.1195 T20	
All engines	COL:green			7.1223 T20	

ENGINE				
1.9 D	Diesel	48	09/99-06/03	F8Q 632

Engine	Information	S10	T10	T20 - T23	T22 - T25
All engines	COL:green, switch press. 0.2 bar	7.0131			
All engines	COL:black, Conn. nr. 2			7.1148 T20	
All engines	COL:white			7.1149 T20	
All engines	COL:blue			7.1195 T20	
All engines	COL:green			7.1223 T20	
All engines	COL:grey				7.1150 T25

S10 OIL PRESSURE WARNING LIGHT SWITCH	T10 REVERSING LIGHT SWITCH	T20 BRAKE LIGHT SWITCH
T22 SWITCH CLUTCH CONTROL (CRUISE CONTROL)	T23 SWITCH BRAKE ACTUATION (ENGINE TIMING)	T25 SWITCH CLUTCH CONTROL (ENGINE CONTROL)

FUNCTIONS ON THE VEHICLE

Vehicle	alim.	kW	Date	Engine	 S10	 T10	 T20 - T23	 T22 - T25
---------	-------	----	------	--------	---	---	--	---

ENGINE				
1.9 dCi	Diesel	62	07/03->	F9Q 782, F9Q 790

Engine	Information	S10	T10	T20 - T23	T22 - T25
All engines	COL:green, switch press. 0.2 bar	7.0131			
All engines	COL:grey, switch press. 0.5 bar, thread M14X1.5	7.0151			
All engines	COL:black, Conn. nr. 2			7.1148 T20	
All engines	COL:white			7.1149 T20	
All engines	COL:blue			7.1195 T20	
All engines	COL:green			7.1223 T20	
All engines	COL:grey				7.1150 T25

ENGINE				
1.9 dCi 4x4	Diesel	59	10/01->	F9Q 782, F9Q 790

Engine	Information	S10	T10	T20 - T23	T22 - T25
All engines	COL:green, switch press. 0.2 bar	7.0131			
All engines	COL:grey, switch press. 0.5 bar, thread M14X1.5	7.0151			
Eng. F9Q 782			7.6096		
All engines	COL:black, Conn. nr. 2, pole nr. 2			7.1148 T20	
All engines	COL:white, pole nr. 4			7.1149 T20	
Eng. F9Q 790	COL:grey			7.1150 T20	
All engines	COL:blue			7.1195 T20	
All engines	COL:green			7.1223 T20	
Eng. F9Q 782	COL:grey				7.1150 T22
All engines	COL:grey				7.1150 T25
Eng. F9Q 782	COL:blue				7.1195 T22

ENGINE				
1.9 dCi 4x4	Diesel	62	07/03->	F9Q 782, F9Q 790

Engine	Information	S10	T10	T20 - T23	T22 - T25
All engines	COL:green, switch press. 0.2 bar	7.0131			
All engines	COL:grey, switch press. 0.5 bar, thread M14X1.5	7.0151			
All engines	COL:black, Conn. nr. 2			7.1148 T20	
All engines	COL:white			7.1149 T20	
Eng. F9Q 790	COL:grey			7.1150 T20	
All engines	COL:blue			7.1195 T20	
All engines	COL:green			7.1223 T20	
All engines	COL:grey				7.1150 T25

ENGINE				
1.9 dTi	Diesel	59	02/00->	F9Q 780, F9Q 782, F9Q 790

Engine	Information	S10	T10	T20 - T23	T22 - T25
Eng. F9Q 780, F9Q 782	COL:green, switch press. 0.2 bar	7.0131			
Eng. F9Q 782	COL:grey, switch press. 0.5 bar, thread M14X1.5	7.0151			
Eng. F9Q 780			7.6096		
All engines	COL:black, Conn. nr. 2			7.1148 T20	
All engines	COL:white			7.1149 T20	
Eng. F9Q 780, F9Q 782	COL:grey			7.1150 T20	
All engines	COL:blue			7.1195 T20	
All engines	COL:green			7.1223 T20	
All engines	COL:grey				7.1150 T25

ENGINE				
1.9 RXED	Diesel	48	09/99-06/01	F8Q 630, F8Q 632

Engine	Information	S10	T10	T20 - T23	T22 - T25
Eng. F8Q 632	COL:green, switch press. 0.2 bar	7.0131			
Eng. F8Q 632	COL:black, Conn. nr. 2			7.1148 T20	
Eng. F8Q 632	COL:white			7.1149 T20	
Eng. F8Q 632	COL:grey			7.1150 T20	7.1150 T25
Eng. F8Q 632	COL:blue			7.1195 T20	
Eng. F8Q 632	COL:green			7.1223 T20	
Eng. F8Q 630	COL:grey				7.1150 T22
Eng. F8Q 630	COL:blue				7.1195 T22

ENGINE				
D 55 1.9	Diesel	40	08/97->	F8Q 662

Engine	Information	S10	T10	T20 - T23	T22 - T25
All engines	COL:green, switch press. 0.2 bar	7.0131			

S10 OIL PRESSURE WARNING LIGHT SWITCH	T10 REVERSING LIGHT SWITCH	T20 BRAKE LIGHT SWITCH
T22 SWITCH CLUTCH CONTROL (CRUISE CONTROL)	T23 SWITCH BRAKE ACTUATION (ENGINE TIMING)	T25 SWITCH CLUTCH CONTROL (ENGINE CONTROL)

Vehicle	alim.	kW	Date	Engine	 S10	 T10	 T20 - T23	 T22 - T25
---------	-------	----	------	--------	---	---	--	---

ENGINE				
D 55 1.9	Diesel	40	08/97->	F8Q 662

Engine	Information	S10	T10	T20 - T23	T22 - T25
All engines			7.6096		
All engines	COL:black, Conn. nr. 2			7.1148 T20	
All engines	COL:white			7.1149 T20	
All engines	COL:grey			7.1150 T20	7.1150 T25
All engines	COL:blue			7.1195 T20	
All engines	COL:green			7.1223 T20	

ENGINE				
D 65 1.9	Diesel	47	08/97->	F8Q 630, F8Q 632

Engine	Information	S10	T10	T20 - T23	T22 - T25
All engines	COL:green, switch press. 0.2 bar	7.0131			
All engines	COL:black, Conn. nr. 2			7.1148 T20	
All engines	COL:white			7.1149 T20	
All engines	COL:grey			7.1150 T20	7.1150 T25
All engines	COL:blue			7.1195 T20	
All engines	COL:green			7.1223 T20	

ENGINE				
Elect road RE	Electric	22	01/02-12/04	5DC 700, 5EE 700

Engine	Information	S10	T10	T20 - T23	T22 - T25
Eng. 5DC 700			7.6096		
All engines	COL:black, Conn. nr. 2			7.1148 T20	
All engines	COL:white			7.1149 T20	
All engines	COL:grey			7.1150 T20	
All engines	COL:blue			7.1195 T20	
All engines	COL:green			7.1223 T20	
Eng. 5DC 700	COL:grey				7.1150 T22
Eng. 5DC 700	COL:blue				7.1195 T22

KANGOO II

ENGINE				
1.2 TcE 115	Petrol	84	07/13->	H5F 400, H5F 408, H5F 412

Engine	Information	S10	T10	T20 - T23	T22 - T25
All engines	COL:green, Conn. nr. 3, spanner size 24, thread 14x1.5		7.6245		
All engines	BITRON, COL:white			7.1225 T20	
All engines	+start-stop function, COL:green				7.1223 T25
All engines	COL:grey, -start-stop function				7.1224 T22

ENGINE				
1.5 dCi	Diesel	50	02/08->	K9K 800, K9K 802

Engine	Information	S10	T10	T20 - T23	T22 - T25
All engines	COL:blue, switch press. 0.6 bar, thread M14X1.5	7.0178			
Eng. K9K 800	COL:green, conn.shape : oval, pole nr. 2		7.6096		
Eng. K9K 800	pole nr. 3		7.6245		
Eng. K9K 800	COL:light blue, conn.shape : rectangular, pole nr. 2		7.6271		
All engines	BITRON, COL:white			7.1225 T20	
Eng. K9K 800	+start-stop function, pole nr. 2				7.1223 T22
Eng. K9K 802	COL:green				7.1223 T25
All engines	COL:grey, -start-stop function				7.1224 T22

ENGINE				
1.5 dCi	Diesel	55	11/12->	K9K 608, K9K 628, K9K 802, K9K 808

Engine	Information	S10	T10	T20 - T23	T22 - T25
All engines	COL:blue, switch press. 0.6 bar, thread M14X1.5	7.0178			
All engines	COL:green, Conn. nr. 3, spanner size 24, thread 14x1.5		7.6245		
All engines	COL:blue, Conn. nr. 2, spanner size 24, thread 14x1.5		7.6271		
All engines	BITRON, COL:white			7.1225 T20	
All engines	COL:green				7.1223 T25
All engines	COL:grey, -start-stop function				7.1224 T22

ENGINE				
1.5 dCi	Diesel	63	02/08->	K9K 802, K9K 812

Engine	Information	S10	T10	T20 - T23	T22 - T25
All engines	COL:blue, KW0B/KW0K, KW0L, switch press. 0.6 bar, thread M14X1.5	7.0178			

S10 OIL PRESSURE WARNING LIGHT SWITCH	T10 REVERSING LIGHT SWITCH	T20 BRAKE LIGHT SWITCH
T22 SWITCH CLUTCH CONTROL (CRUISE CONTROL)	T23 SWITCH BRAKE ACTUATION (ENGINE TIMING)	T25 SWITCH CLUTCH CONTROL (ENGINE CONTROL)

FUNCTIONS ON THE VEHICLE

Vehicle	alim.	kW	Date	Engine	 S10	 T10	 T20 - T23	 T22 - T25
---------	-------	----	------	--------	---	---	--	---

				ENGINE
1.5 dCi	Diesel	63	02/08->	K9K 802, K9K 812

Engine	Information	S10	T10	T20 - T23	T22 - T25
Eng. K9K 812	COL:green, KWOK/KWOL, spanner size 21, switch press. 0.3 bar, thread M14x1.5	7.0181			
All engines	COL:green, Conn. nr. 3, KWOK/KWOL, spanner size 24, t.nr. JRS5, thread 14x1.5		7.6245		
All engines	COL:blue, Conn. nr. 2, KWOB/KWOL, spanner size 24, t.nr. JRS17, thread 14x1.5		7.6271		
All engines	BITRON, COL:white			7.1225 T20	
All engines	+start-stop function, COL:green				7.1223 T25
All engines	COL:grey, -start-stop function				7.1224 T22

				ENGINE
1.5 dCi	Diesel	66	06/09->	K9K 608, K9K 628, K9K 808

Engine	Information	S10	T10	T20 - T23	T22 - T25
All engines	COL:blue, switch press. 0.6 bar, thread M14X1.5	7.0178			
All engines	COL:green, Conn. nr. 3, spanner size 24, thread 14x1.5		7.6245		
All engines	COL:blue, Conn. nr. 2, spanner size 24, thread 14x1.5		7.6271		
All engines	BITRON, COL:white			7.1225 T20	
All engines	+start-stop function, COL:green				7.1223 T25
All engines	COL:grey, -start-stop function				7.1224 T22

				ENGINE
1.5 dCi	Diesel	67	08/17->	K9K 647

Engine	Information	S10	T10	T20 - T23	T22 - T25
All engines	COL:blue, switch press. 0.6 bar, thread M14X1.5	7.0178			
All engines	BITRON, COL:white			7.1225 T20	

				ENGINE
1.5 dCi	Diesel	76	02/08->	K9K 804, K9K 806

Engine	Information	S10	T10	T20 - T23	T22 - T25
All engines	COL:blue, switch press. 0.6 bar, thread M14X1.5	7.0178			
Eng. K9K 804	COL:green, conn.shape : oval, pole nr. 2		7.6096		
All engines	COL:green, Conn. nr. 3, pole nr. 3, spanner size 24, thread 14x1.5		7.6245		
Eng. K9K 804	COL:light blue, conn.shape : rectangular, pole nr. 2		7.6271		
All engines	BITRON, COL:white			7.1225 T20	
Eng. K9K 804	+start-stop function, pole nr. 2				7.1223 T22
Eng. K9K 806	+start-stop function, COL:green				7.1223 T25
All engines	COL:grey, -start-stop function				7.1224 T22

				ENGINE
1.5 dCi	Diesel	78	02/08->	K9K 804

Engine	Information	S10	T10	T20 - T23	T22 - T25
All engines	COL:blue, switch press. 0.6 bar, thread M14X1.5	7.0178			
All engines	COL:green, Conn. nr. 3, spanner size 24, thread 14x1.5		7.6245		
All engines	BITRON, COL:white			7.1225 T20	
All engines	COL:grey, -start-stop function				7.1224 T22

				ENGINE
1.5 dCi	Diesel	80	06/09->	K9K 804, K9K 812, K9K 816

Engine	Information	S10	T10	T20 - T23	T22 - T25
All engines	COL:black/White, COL:blue, press. 0.60 bar, switch press. 0.6 bar, thread M14X1.5	7.0178			
Eng. K9K 812	COL:black, press. 0.30 bar	7.0181			
Eng. K9K 812	COL:green, conn.shape : oval, pole nr. 2		7.6096		
All engines	COL:green, Conn. nr. 3, pole nr. 3, spanner size 24, thread 14x1.5		7.6245		
Eng. K9K 812	COL:light blue, conn.shape : rectangular, pole nr. 2		7.6271		
All engines	BITRON, COL:white			7.1225 T20	
Eng. K9K 812	+start-stop function, pole nr. 2				7.1223 T22
Eng. K9K 804, K9K 816	COL:green				7.1223 T25
All engines	COL:grey, -start-stop function				7.1224 T22

				ENGINE
1.5 dCi 110	Diesel	80	09/10->	K9K 636, K9K 804, K9K 816

Engine	Information	S10	T10	T20 - T23	T22 - T25
All engines	COL:blue, switch press. 0.6 bar, thread M14X1.5	7.0178			
All engines	COL:green, Conn. nr. 3, spanner size 24, thread 14x1.5		7.6245		

S10 OIL PRESSURE WARNING LIGHT SWITCH	T10 REVERSING LIGHT SWITCH	T20 BRAKE LIGHT SWITCH
T22 SWITCH CLUTCH CONTROL (CRUISE CONTROL)	T23 SWITCH BRAKE ACTUATION (ENGINE TIMING)	T25 SWITCH CLUTCH CONTROL (ENGINE CONTROL)

Vehicle	alim.	kW	Date	Engine	 S10	 T10	 T20 - T23	 T22 - T25
---------	-------	----	------	--------	---	---	--	---

ENGINE				
1.5 dCi 110	Diesel	80	09/10->	K9K 636, K9K 804, K9K 816

Engine	Information	S10	T10	T20 - T23	T22 - T25
All engines	BITRON, COL:white			7.1225 T20	
All engines	+start-stop function, COL:green				7.1223 T22
Eng. K9K 804, K9K 816	COL:green				7.1223 T25
All engines	COL:grey, -start-stop function				7.1224 T22

ENGINE				
1.5 dCi 110	Diesel	81	03/13->	K9K 636, K9K 646, K9K 647

Engine	Information	S10	T10	T20 - T23	T22 - T25
All engines	COL:blue, switch press. 0.6 bar, thread M14X1.5	7.0178			
Eng. K9K 636	COL:green, conn.shape : oval, pole nr. 2		7.6096		
All engines	COL:green, Conn. nr. 3, pole nr. 3, spanner size 24, thread 14x1.5		7.6245		
Eng. K9K 636	COL:light blue, conn.shape : rectangular, pole nr. 2		7.6271		
All engines	BITRON, COL:white			7.1225 T20	
Eng. K9K 646, K9K 647	+start-stop function, COL:green, version 2				7.1223 T22
All engines	COL:green				7.1223 T25
All engines	COL:grey, -start-stop function				7.1224 T22

ENGINE				
1.5 dCi 75	Diesel	55	09/10->	K9K 608, K9K 628, K9K 802, K9K 808

Engine	Information	S10	T10	T20 - T23	T22 - T25
All engines	COL:blue, switch press. 0.6 bar, thread M14X1.5	7.0178			
All engines	BITRON, COL:white			7.1225 T20	
Eng. K9K 608, K9K 628, K9K 808	+start-stop function, COL:green				7.1223 T22
Eng. K9K 802, K9K 808	COL:green				7.1223 T25
All engines	COL:grey, -start-stop function				7.1224 T22

ENGINE				
1.5 dCi 85	Diesel	63	02/08->	K9K 800, K9K 802, K9K 812

Engine	Information	S10	T10	T20 - T23	T22 - T25
All engines	COL:blue, FWOA/FWOB/FWOK/FWOL, switch press. 0.6 bar, thread M14X1.5	7.0178			
Eng. K9K 812	COL:green, FWOK/FWOL, -model FWOK/FWOL, spanner size 21, switch press. 0.3 bar, thread M14x1.5	7.0181			
All engines	COL:green, Conn. nr. 3, spanner size 24, t.tnr. JH3/JRS, thread 14x1.5		7.6245		
All engines	BITRON, COL:white			7.1225 T20	
All engines	+start-stop function, COL:green				7.1223 T25
All engines	COL:grey, -start-stop function				7.1224 T22

ENGINE				
1.5 dCi 90	Diesel	66	06/09->	K9K 608, K9K 628, K9K 808

Engine	Information	S10	T10	T20 - T23	T22 - T25
All engines	COL:blue, switch press. 0.6 bar, thread M14X1.5	7.0178			
All engines	BITRON, COL:white			7.1225 T20	
All engines	+start-stop function, COL:green				7.1223 T22
All engines	COL:grey, -start-stop function				7.1224 T22

ENGINE				
1.5 dCi 90	Diesel	67	08/17->	K9K 647


Engine	Information	S10	T10	T20 - T23	T22 - T25
All engines	COL:blue, switch press. 0.6 bar, thread M14X1.5	7.0178			
All engines	BITRON, COL:white			7.1225 T20	

ENGINE				
1.6	Petrol	64	02/08->	K7M 750

Engine	Information	S10	T10	T20 - T23	T22 - T25
All engines		7.0189			
All engines	BITRON, COL:white			7.1225 T20	
All engines	COL:green				7.1223 T25
All engines	COL:grey, -start-stop function				7.1224 T22

S10	OIL PRESSURE WARNING LIGHT SWITCH	T10	REVERSING LIGHT SWITCH	T20	BRAKE LIGHT SWITCH
T22	SWITCH CLUTCH CONTROL (CRUISE CONTROL)	T23	SWITCH BRAKE ACTUATION (ENGINE TIMING)	T25	SWITCH CLUTCH CONTROL (ENGINE CONTROL)

FUNCTIONS ON THE VEHICLE

Vehicle	alim.	kW	Date	Engine	 S10	 T10	 T20 - T23	 T22 - T25
---------	-------	----	------	--------	---	---	--	---

				ENGINE
1.6	Petrol	78	02/09->	K4M 830, K4M 831

Engine	Information	S10	T10	T20 - T23	T22 - T25
All engines	COL:blue, switch press. 0.6 bar, thread M14X1.5	7.0178			
All engines	COL:green, Conn. nr. 3, spanner size 24, thread 14x1.5		7.6245		
All engines	BITRON, COL:white			7.1225 T20	
All engines	COL:green				7.1223 T25
All engines	COL:grey, -start-stop function				7.1224 T22

				ENGINE
1.6 16V	Petrol	78	02/08->	K4M 830, K4M 831, K4M 834, K4M835

Engine	Information	S10	T10	T20 - T23	T22 - T25
All engines	COL:blue, switch press. 0.6 bar, thread M14X1.5	7.0178			
All engines	COL:green, Conn. nr. 3, spanner size 24, thread 14x1.5		7.6245		
All engines	BITRON, COL:white			7.1225 T20	
All engines	COL:green				7.1223 T25
All engines	COL:grey, -start-stop function				7.1224 T22

				ENGINE
1.6 16V Hi-Flex	Petrol/ Ethanol	78	02/08->	K4M 834

Engine	Information	S10	T10	T20 - T23	T22 - T25
All engines	COL:blue, switch press. 0.6 bar, thread M14X1.5	7.0178			
All engines	BITRON, COL:white			7.1225 T20	
All engines	COL:green				7.1223 T25
All engines	COL:grey, -start-stop function				7.1224 T22

				ENGINE
1.6 16V LPG	Petrol/ Ethanol	72	02/08->	K4M 834

Engine	Information	S10	T10	T20 - T23	T22 - T25
All engines	COL:blue, switch press. 0.6 bar, thread M14X1.5	7.0178			
All engines	COL:green, Conn. nr. 3, spanner size 24, thread 14x1.5		7.6245		
All engines	BITRON, COL:white			7.1225 T20	
All engines	COL:green				7.1223 T25
All engines	COL:grey, -start-stop function				7.1224 T22

				ENGINE
1.6 16V LPG	Petrol/ Petroleum Gas (LPG)	78	12/08->	K4M 834, K4M835

Engine	Information	S10	T10	T20 - T23	T22 - T25
All engines	COL:blue, switch press. 0.6 bar, thread M14X1.5	7.0178			
All engines	COL:green, Conn. nr. 3, spanner size 24, thread 14x1.5		7.6245		
All engines	BITRON, COL:white			7.1225 T20	
All engines	COL:green				7.1223 T25
All engines	COL:grey, -start-stop function				7.1224 T22

				ENGINE
Z.E.	Electric	44	10/11->	5AM 400

Engine	Information	S10	T10	T20 - T23	T22 - T25
All engines	BITRON, COL:white			7.1225 T20	

KAPTUR

				ENGINE
1.6	Petrol	84	03/16->	H4M 429, H4M 438

Engine	Information	S10	T10	T20 - T23	T22 - T25
All engines	COL:grey				7.1223 T25

				ENGINE
2.0 4WD	Petrol	105	03/16->	F4R 410

Engine	Information	S10	T10	T20 - T23	T22 - T25
All engines	COL:blue, switch press. 0.6 bar, thread M14X1.5	7.0178			
All engines	COL:grey				7.1223 T25

KOLEOS

				ENGINE
1.6 dCi 130	Diesel	96	08/16->	R9M 409

Engine	Information	S10	T10	T20 - T23	T22 - T25
All engines	COL:blue, switch press. 0.6 bar, thread M14X1.5	7.0178			
All engines	FP Upper		7.6231		7.1265 T22

S10	OIL PRESSURE WARNING LIGHT SWITCH	T10	REVERSING LIGHT SWITCH	T20	BRAKE LIGHT SWITCH
T22	SWITCH CLUTCH CONTROL (CRUISE CONTROL)	T23	SWITCH BRAKE ACTUATION (ENGINE TIMING)	T25	SWITCH CLUTCH CONTROL (ENGINE CONTROL)

FUNCTIONS ON THE VEHICLE

Vehicle	alim.	kW	Date	Engine	 S10	 T10	 T20 - T23	 T22 - T25
---------	-------	----	------	--------	---	---	--	---

KOLEOS

1.6 dCi 130	Diesel	96	08/16->	ENGINE R9M 409
-------------	--------	----	---------	-------------------

Engine	Information	S10	T10	T20 - T23	T22 - T25
All engines	FP Lower		7.6232		
All engines				7.1202, 7.1265	T20, T23 7.1265 T25

2.0	Petrol	103	08/13->	ENGINE M4R737
-----	--------	-----	---------	------------------

Engine	Information	S10	T10	T20 - T23	T22 - T25
All engines				7.1165, 7.1265	T20, T23

2.0 dCi	Diesel	110	09/08->	ENGINE M9R 832, M9R 833, M9R 834, M9R 835, M9R 836, M9R 838, M9R 850, M9R 855, M9R 856, M9R 862, M9R 864, M9R 865, M9R 866
---------	--------	-----	---------	---

Engine	Information	S10	T10	T20 - T23	T22 - T25
Eng. M9R 832, M9R 833, M9R 850, M9R 864	press. 0.20 bar, see connection type	7.0166			
All engines	COL:blue, press. 0.60 bar, see connection type, switch press. 0.6 bar, thread M14X1.5	7.0178			
All engines	COL:light blue		7.6231		
Eng. M9R 832, M9R 850, M9R 864	COL:black		7.6232		
Eng. M9R 832, M9R 833, M9R 850, M9R 864	COL:black, pole nr. 2, see connection type			7.1165	T20
Eng. M9R 832, M9R 833, M9R 834, M9R 835, M9R 836, M9R 838, M9R 850, M9R 855, M9R 856, M9R 862, M9R 865, M9R 866				7.1165	T23 7.1276 T25
Eng. M9R 832, M9R 833, M9R 850, M9R 864	pole nr. 4			7.1202	T20
All engines	COL:black, COL:brown, pole nr. 2, see connection type			7.1265	T20
All engines	Qty 2				7.1276 T22

2.0 dCi	Diesel	127	07/13->	ENGINE M9R 830, M9R 864, M9R 865
---------	--------	-----	---------	-------------------------------------

Engine	Information	S10	T10	T20 - T23	T22 - T25
All engines	COL:blue, switch press. 0.6 bar, thread M14X1.5	7.0178			
All engines				7.1165, 7.1265	T20, T23

2.0 dCi	Diesel	130	09/08->	ENGINE M9R 830, M9R 838
---------	--------	-----	---------	----------------------------

Engine	Information	S10	T10	T20 - T23	T22 - T25
All engines	press. 0.20 bar, see connection type	7.0166			
All engines	press. 0.60 bar, see connection type	7.0178			
All engines	COL:light blue		7.6231		
All engines	COL:black		7.6232		
All engines	COL:black, pole nr. 2, see connection type			7.1165	T20
Eng. M9R 830				7.1165	T23 7.1276 T25
All engines	pole nr. 4			7.1202	T20
All engines	COL:black, COL:brown, pole nr. 2, see connection type			7.1265	T20
All engines	Qty 2				7.1276 T22

2.0 dCi 175	Diesel	130	08/16->	ENGINE M9R 868
-------------	--------	-----	---------	-------------------

Engine	Information	S10	T10	T20 - T23	T22 - T25
All engines	COL:blue, switch press. 0.6 bar, thread M14X1.5	7.0178			
All engines				7.1202, 7.1265	T20, T23

2.0 dCi 175 4WD	Diesel	130	08/16->	ENGINE M9R 868
-----------------	--------	-----	---------	-------------------

Engine	Information	S10	T10	T20 - T23	T22 - T25
All engines	COL:blue, switch press. 0.6 bar, thread M14X1.5	7.0178			
All engines	FP Upper		7.6231		7.1265 T22
All engines	FP Lower		7.6232		
All engines				7.1202, 7.1265	T20, T23 7.1265 T25

S10 OIL PRESSURE WARNING LIGHT SWITCH	T10 REVERSING LIGHT SWITCH	T20 BRAKE LIGHT SWITCH
T22 SWITCH CLUTCH CONTROL (CRUISE CONTROL)	T23 SWITCH BRAKE ACTUATION (ENGINE TIMING)	T25 SWITCH CLUTCH CONTROL (ENGINE CONTROL)

FUNCTIONS ON THE VEHICLE

Vehicle	alim.	kW	Date	Engine	 S10	 T10	 T20 - T23	 T22 - T25
---------	-------	----	------	--------	---	---	--	---

ENGINE				
2.0 dCi 4x4	Diesel	110	09/08->	M9R 832, M9R 833, M9R 834, M9R 835, M9R 836, M9R 838, M9R 850, M9R 855, M9R 856, M9R 862, M9R 865, M9R 866

Engine	Information	S10	T10	T20 - T23	T22 - T25
All engines	COL:blue, switch press. 0.6 bar, thread M14X1.5	7.0178			
All engines			7.6231	7.1165, 7.1265	T20, T23 7.1276 T22, T25

ENGINE				
2.0 dCi 4x4	Diesel	127	09/08->	M9R 830, M9R 864, M9R 865

Engine	Information	S10	T10	T20 - T23	T22 - T25
All engines	COL:blue, switch press. 0.6 bar, thread M14X1.5	7.0178			
Eng. M9R 830	COL:light blue		7.6231		
Eng. M9R 830	COL:black		7.6232		
All engines				7.1165, 7.1265	T20, T23 7.1276 T22, T25

ENGINE				
2.0 dCi 4x4	Diesel	130	09/08-03/13	M9R 830

Engine	Information	S10	T10	T20 - T23	T22 - T25
All engines			7.6231	7.1165, 7.1265	T20, T23 7.1276 T22, T25

ENGINE				
2.5	Petrol	126	09/08->	2TR 700, 2TR 701, 2TR 702, 2TR 703, 2TR 705

Engine	Information	S10	T10	T20 - T23	T22 - T25
All engines	press. 0.20 bar, see connection type	7.0166			
Eng. 2TR 701, 2TR 705	press. 0.60 bar, see connection type	7.0178			
Eng. 2TR 700, 2TR 702, 2TR 703, 2TR 705	COL:light blue		7.6231		
Eng. 2TR 705	COL:black		7.6232		
Eng. 2TR 701, 2TR 705	COL:black, pole nr. 2, see connection type			7.1165	T20
Eng. 2TR 700, 2TR 702, 2TR 703, 2TR 705	man.			7.1165	T23
Eng. 2TR 701, 2TR 705	pole nr. 4			7.1202	T20
Eng. 2TR 700, 2TR 702, 2TR 703, 2TR 705	aut.			7.1202	T23
All engines	COL:black, COL:brown, pole nr. 2, see connection type			7.1265	T20
Eng. 2TR 700, 2TR 702, 2TR 703, 2TR 705	Qty 2				7.1276 T22
Eng. 2TR 700, 2TR 702, 2TR 703, 2TR 705					7.1276 T25

ENGINE				
2.5 4x4	Petrol	126	09/08->	2TR 700, 2TR 701, 2TR 702, 2TR 703, 2TR 705

Engine	Information	S10	T10	T20 - T23	T22 - T25
All engines	press. 0.20 bar, see connection type	7.0166			
Eng. 2TR 701	press. 0.60 bar, see connection type	7.0178			
Eng. 2TR 700, 2TR 702, 2TR 703, 2TR 705			7.6231		7.1276 T22, T25
Eng. 2TR 701	COL:black, pole nr. 2, see connection type			7.1165	T20
Eng. 2TR 700, 2TR 702, 2TR 703, 2TR 705	man.			7.1165	T23
Eng. 2TR 701	pole nr. 4			7.1202	T20
Eng. 2TR 700, 2TR 702, 2TR 703, 2TR 705	aut.			7.1202	T23
All engines	COL:black, COL:brown, pole nr. 2, see connection type			7.1265	T20

LAGUNA I

ENGINE				
1.6 16V	Petrol	79	11/97-03/01	K4M 720, K4M 724

Engine	Information	S10	T10	T20 - T23	T22 - T25
All engines		7.0131			
All engines	COL:green, pole nr. 2		7.6096		
All engines	pole nr. 3		7.6245	7.1113	T20
All engines	COL:light blue, pole nr. 2		7.6271		
All engines	pole nr. 2			7.1075	T20
All engines	pole nr. 4			7.1149	T20
Eng. K4M 724	COL:grey				7.1150 T22
Eng. K4M 724	COL:blue				7.1195 T22

S10	OIL PRESSURE WARNING LIGHT SWITCH	T10	REVERSING LIGHT SWITCH	T20	BRAKE LIGHT SWITCH
T22	SWITCH CLUTCH CONTROL (CRUISE CONTROL)	T23	SWITCH BRAKE ACTUATION (ENGINE TIMING)	T25	SWITCH CLUTCH CONTROL (ENGINE CONTROL)

Vehicle	alim.	kW	Date	Engine	 S10	 T10	 T20 - T23	 T22 - T25
---------	-------	----	------	--------	---	---	--	---

ENGINE				
1.8	Petrol	66	11/93-03/01	F3P 670, F3P 678, F3P 720, F3P 724

Engine	Information	S10	T10	T20 - T23	T22 - T25
All engines		7.0110	7.6096		
All engines	pole nr. 2			7.1075 T20	
All engines	pole nr. 3			7.1113 T20	
All engines	pole nr. 4			7.1149 T20	

ENGINE				
1.8	Petrol	69	06/95-03/01	F3P 674, F3P 720, F3P 724

Engine	Information	S10	T10	T20 - T23	T22 - T25
All engines	-> 25/08/97	7.0110			
Eng. F3P 674	25/08/97 ->	7.0131			
All engines			7.6096		
All engines	pole nr. 2			7.1075 T20	
All engines	pole nr. 3			7.1113 T20	
All engines	pole nr. 4			7.1149 T20	

ENGINE				
1.8	Petrol	70	06/95-06/98	F3P 676, F3P 678

Engine	Information	S10	T10	T20 - T23	T22 - T25
All engines		7.0131	7.6096		
All engines	pole nr. 2			7.1075 T20	
All engines	pole nr. 3			7.1113 T20	
All engines	pole nr. 4			7.1149 T20	

ENGINE				
1.8 16V	Petrol	88	04/98-03/01	F4P 760

Engine	Information	S10	T10	T20 - T23	T22 - T25
All engines		7.0131	7.6096		
All engines	pole nr. 2			7.1075 T20	
All engines	pole nr. 3			7.1113 T20	
All engines	pole nr. 4			7.1149 T20	

ENGINE				
1.9 dCi	Diesel	79	09/99-03/01	F9Q 718

Engine	Information	S10	T10	T20 - T23	T22 - T25
All engines		7.0131			
All engines	COL:green, pole nr. 2		7.6096		
All engines	COL:black, pole nr. 2		7.6151		
All engines	pole nr. 3		7.6245	7.1113 T20	
All engines	pole nr. 2			7.1075 T20	
All engines	pole nr. 4			7.1149 T20	
All engines	COL:yellow				7.1134 T22
All engines	COL:grey				7.1150 T22
All engines	COL:blue				7.1195 T22

ENGINE				
1.9 dTi	Diesel	72	10/97-03/01	F9Q 710, F9Q 716, F9Q 717

Engine	Information	S10	T10	T20 - T23	T22 - T25
All engines		7.0131	7.6096		
All engines	pole nr. 2			7.1075 T20	
All engines	pole nr. 3			7.1113 T20	
All engines	pole nr. 4			7.1149 T20	
All engines	RHD				7.1134 T22
All engines	LHD				7.1195 T22

ENGINE				
2.0	Petrol	102	09/99-02/01	F4R 780





Engine	Information	S10	T10	T20 - T23	T22 - T25
All engines		7.0131	7.6096		7.1115 T22
All engines	pole nr. 3			7.1113 T20	
All engines	pole nr. 4			7.1149 T20	

ENGINE				
2.0	Petrol	103	06/95-02/01	N7Q 700, N7Q 704

Engine	Information	S10	T10	T20 - T23	T22 - T25
All engines			7.6096		

S10 OIL PRESSURE WARNING LIGHT SWITCH	T10 REVERSING LIGHT SWITCH	T20 BRAKE LIGHT SWITCH
T22 SWITCH CLUTCH CONTROL (CRUISE CONTROL)	T23 SWITCH BRAKE ACTUATION (ENGINE TIMING)	T25 SWITCH CLUTCH CONTROL (ENGINE CONTROL)

FUNCTIONS ON THE VEHICLE

Vehicle	alim.	kW	Date	Engine	 S10	 T10	 T20 - T23	 T22 - T25
ENGINE								
2.0	Petrol	103	06/95-02/01	N7Q 700, N7Q 704				
Engine	Information			S10	T10	T20 - T23	T22 - T25	
All engines	pole nr. 3					7.1113	T20	
All engines	pole nr. 4					7.1149	T20	
ENGINE								
2.0	Petrol	70	11/93-03/01	--, F3R 769				
Engine	Information			S10	T10	T20 - T23	T22 - T25	
All engines	-> 25/08/97			7.0110				
All engines	25/08/97 ->			7.0131				
All engines					7.6096			
All engines	pole nr. 2					7.1075	T20	
All engines	pole nr. 3					7.1113	T20	
All engines	pole nr. 4					7.1149	T20	
ENGINE								
2.0	Petrol	80	03/99-03/01	F3R 611				
Engine	Information			S10	T10	T20 - T23	T22 - T25	
All engines				7.0131	7.6096			
All engines	pole nr. 2					7.1075	T20	
All engines	pole nr. 3					7.1113	T20	
All engines	pole nr. 4					7.1149	T20	
ENGINE								
2.0	Petrol	83	11/93-03/01	F3R 722, F3R 723, F3R 729				
Engine	Information			S10	T10	T20 - T23	T22 - T25	
All engines				7.0110	7.6096			
All engines	pole nr. 2					7.1075	T20	
All engines	pole nr. 3					7.1113	T20	
All engines	pole nr. 4					7.1149	T20	
Eng. F3R 723	RHD							7.1134 T22
Eng. F3R 723	LHD							7.1195 T22
ENGINE								
2.0	Petrol	84	06/95-02/01	F3R 722, F3R 728, F3R 768				
Engine	Information			S10	T10	T20 - T23	T22 - T25	
All engines	-> 25/08/97			7.0110				
Eng. F3R 768	25/08/97 ->			7.0131				
All engines					7.6096			
All engines	pole nr. 2					7.1075	T20	
All engines	pole nr. 3					7.1113	T20	
All engines	pole nr. 4					7.1149	T20	
ENGINE								
2.0 16V	Petrol	102	06/95-03/01	N7Q 700, N7Q 704				
Engine	Information			S10	T10	T20 - T23	T22 - T25	
All engines					7.6096			
All engines	pole nr. 3					7.1113	T20	
All engines	pole nr. 4					7.1149	T20	
ENGINE								
2.0 16V	Petrol	103	09/99-03/01	F4R 780				
Engine	Information			S10	T10	T20 - T23	T22 - T25	
All engines				7.0131	7.6096			
All engines	pole nr. 3					7.1113	T20	
All engines	pole nr. 4					7.1149	T20	
ENGINE								
2.2 D	Diesel	61	11/93-03/01	G8T 706, G8T 752, G8T 790, G8T 794				
Engine	Information			S10	T10	T20 - T23	T22 - T25	
All engines				7.0076	7.6096			
All engines	pole nr. 2					7.1075	T20	
All engines	pole nr. 3					7.1113	T20	
All engines	pole nr. 4					7.1149	T20	
Eng. G8T 790, G8T 794	RHD							7.1134 T22
Eng. G8T 790, G8T 794	LHD							7.1195 T22

S10	OIL PRESSURE WARNING LIGHT SWITCH	T10	REVERSING LIGHT SWITCH	T20	BRAKE LIGHT SWITCH
T22	SWITCH CLUTCH CONTROL (CRUISE CONTROL)	T23	SWITCH BRAKE ACTUATION (ENGINE TIMING)	T25	SWITCH CLUTCH CONTROL (ENGINE CONTROL)

Vehicle	alim.	kW	Date	Engine	 S10	 T10	 T20 - T23	 T22 - T25
---------	-------	----	------	--------	---	---	--	---

ENGINE				
2.2 dT	Diesel	83	03/96-03/01	G8T 760

Engine	Information	S10	T10	T20 - T23	T22 - T25
All engines		7.0076	7.6151		
All engines	pole nr. 2			7.1075 T20	
All engines	pole nr. 3			7.1113 T20	
All engines	pole nr. 4			7.1149 T20	

ENGINE				
3.0	Petrol	123	11/93-03/01	Z7X 760, Z7X 765

Engine	Information	S10	T10	T20 - T23	T22 - T25
All engines		7.0075	7.6151		
All engines	pole nr. 2			7.1075 T20	
All engines	pole nr. 3			7.1113 T20	
All engines	pole nr. 4			7.1149 T20	

ENGINE				
3.0 24V	Petrol	140	03/97-03/01	L7X 700, L7X 701

Engine	Information	S10	T10	T20 - T23	T22 - T25
All engines	-> 12/06/98	7.0116			
All engines	12/06/98 ->	7.0130			
All engines			7.6151		
All engines	pole nr. 2			7.1075 T20	
All engines	pole nr. 3			7.1113 T20	
All engines	pole nr. 4			7.1149 T20	

ENGINE				
1.6	Petrol	76	03/01-10/05	K4M 710

Engine	Information	S10	T10	T20 - T23	T22 - T25
All engines	COL:grey, switch press. 0.5 bar, thread M14X1.5	7.0151			
All engines	COL:green, Conn. nr. 3, spanner size 24, thread 14x1.5		7.6245		
All engines	COL:white			7.1149 T20	

ENGINE				
1.6 16V	Petrol	79	03/01->	K4M 710, K4M 711, K4M 714

Engine	Information	S10	T10	T20 - T23	T22 - T25
Eng. K4M 710, K4M 714	COL:grey, switch press. 0.5 bar, thread M14X1.5	7.0151			
Eng. K4M 714	COL:green, pole nr. 2		7.6096		
Eng. K4M 710, K4M 714	COL:green, Conn. nr. 3, pole nr. 3, spanner size 24, thread 14x1.5		7.6245		
Eng. K4M 714	COL:light blue, pole nr. 2		7.6271		
Eng. K4M 711, K4M 714	pole nr. 2			7.1075 T20	
Eng. K4M 711, K4M 714	pole nr. 3			7.1113 T20	
All engines	COL:black/White, COL:white, pole nr. 4, with automatic adjustment			7.1149 T20	
Eng. K4M 711, K4M 714	COL:black, pole nr. 4			7.1227 T20	
All engines	COL:grey				7.1150 T22
All engines	COL:blue				7.1195 T22





ENGINE				
1.6 16V	Petrol	82	02/05-08/07	K4M 716

Engine	Information	S10	T10	T20 - T23	T22 - T25
All engines	COL:grey, switch press. 0.5 bar, thread M14X1.5	7.0151			
All engines	COL:blue, switch press. 0.6 bar, thread M14X1.5	7.0178			
All engines	COL:green, Conn. nr. 3, spanner size 24, thread 14x1.5		7.6245		
All engines	-> 01/04/05, COL:white			7.1149 T20	
All engines	COL:grey				7.1150 T22
All engines	COL:blue				7.1195 T22

ENGINE				
1.6 Bifuel	Petrol/ Petro- leum Gas (LPG)	79	06/05-12/07	K4M 714

Engine	Information	S10	T10	T20 - T23	T22 - T25
All engines	COL:grey, switch press. 0.5 bar, thread M14X1.5	7.0151			
All engines	COL:green, Conn. nr. 3, spanner size 24, thread 14x1.5		7.6245		

S10 OIL PRESSURE WARNING LIGHT SWITCH	T10 REVERSING LIGHT SWITCH	T20 BRAKE LIGHT SWITCH
T22 SWITCH CLUTCH CONTROL (CRUISE CONTROL)	T23 SWITCH BRAKE ACTUATION (ENGINE TIMING)	T25 SWITCH CLUTCH CONTROL (ENGINE CONTROL)

Vehicle	alim.	kW	Date	Engine	FUNCTIONS ON THE VEHICLE			
					 S10	 T10	 T20 - T23	 T22 - T25

ENGINE				
1.6 LPG	Bi-Fuel	79	03/01-05/05	K4M 714

Engine	Information	S10	T10	T20 - T23	T22 - T25
All engines		7.0151			
All engines	COL:green, pole nr. 2		7.6096		
All engines	pole nr. 3		7.6245	7.1113 T20	
All engines	COL:light blue, pole nr. 2		7.6271		
All engines	pole nr. 2			7.1075 T20	
All engines	COL:black/White, pole nr. 4, with automatic adjustment			7.1149 T20	
All engines	COL:black, pole nr. 4			7.1227 T20	
All engines	COL:grey				7.1150 T22
All engines	COL:blue				7.1195 T22
All engines	COL:grey, switch press. 0.5 bar, thread M14X1.5	7.0151			
All engines	COL:green, Conn. nr. 3, spanner size 24, thread 14x1.5		7.6245		
All engines	COL:white			7.1149 T20	

ENGINE				
1.8 16V	Petrol	85	03/01-12/07	F4P 770, F4P 771, F4P 773, F4P 774, F4P 775

Engine	Information	S10	T10	T20 - T23	T22 - T25
All engines	COL:grey, switch press. 0.5 bar, thread M14X1.5	7.0151			
Eng. F4P 770	pole nr. 2		7.6096	7.1075 T20	
All engines	COL:green, Conn. nr. 3, pole nr. 3, spanner size 24, thread 14x1.5		7.6245		
Eng. F4P 770	pole nr. 3			7.1113 T20	
All engines	COL:black/White, COL:white, pole nr. 4, with automatic adjustment			7.1149 T20	
Eng. F4P 770	COL:black, pole nr. 4			7.1227 T20	
Eng. F4P 770, F4P 771, F4P 774, F4P 775	COL:grey				7.1150 T22
Eng. F4P 770, F4P 771, F4P 774, F4P 775	COL:blue				7.1195 T22
Eng. F4P 773	COL:green				7.1223 T22
Eng. F4P 773	COL:grey				7.1224 T22

ENGINE				
1.8 16V	Petrol	86	03/01-05/05	F4P 770, F4P 774

Engine	Information	S10	T10	T20 - T23	T22 - T25
All engines	COL:grey, switch press. 0.5 bar, thread M14X1.5	7.0151			
Eng. F4P 770	pole nr. 2		7.6096	7.1075 T20	
All engines	COL:green, Conn. nr. 3, pole nr. 3, spanner size 24, thread 14x1.5		7.6245		
Eng. F4P 774	COL:blue, Conn. nr. 2, spanner size 24, thread 14x1.5		7.6271		
Eng. F4P 770	pole nr. 3			7.1113 T20	
All engines	COL:black/White, COL:white, pole nr. 4, with automatic adjustment			7.1149 T20	
Eng. F4P 770	COL:black, pole nr. 4			7.1227 T20	
Eng. F4P 770	COL:grey				7.1150 T22
Eng. F4P 774	COL:grey				7.1150, 7.1223 T22, T25
All engines	COL:blue				7.1195 T22
Eng. F4P 774	COL:blue				7.1224 T25

ENGINE				
1.8 16V	Petrol	88	03/01->	F4P 770, F4P 772, F4P 773

Engine	Information	S10	T10	T20 - T23	T22 - T25
Eng. F4P 770, F4P 772	COL:grey, switch press. 0.5 bar, thread M14X1.5	7.0151			
Eng. F4P 772	pole nr. 2		7.6096		
Eng. F4P 770, F4P 772	COL:green, Conn. nr. 3, pole nr. 3, spanner size 24, thread 14x1.5		7.6245		
Eng. F4P 772, F4P 773	pole nr. 2			7.1075 T20	
Eng. F4P 772, F4P 773	pole nr. 3			7.1113 T20	
All engines	COL:black/White, COL:white, pole nr. 4, with automatic adjustment			7.1149 T20	
Eng. F4P 772, F4P 773	COL:black, pole nr. 4			7.1227 T20	
Eng. F4P 770, F4P 772	COL:grey				7.1150 T22
Eng. F4P 770	COL:grey				7.1150 T25
Eng. F4P 770, F4P 772	COL:blue				7.1195 T22
Eng. F4P 770					7.1195 T25
Eng. F4P 773	COL:green				7.1223 T22
Eng. F4P 773	COL:grey				7.1224 T22

S10 OIL PRESSURE WARNING LIGHT SWITCH	T10 REVERSING LIGHT SWITCH	T20 BRAKE LIGHT SWITCH
T22 SWITCH CLUTCH CONTROL (CRUISE CONTROL)	T23 SWITCH BRAKE ACTUATION (ENGINE TIMING)	T25 SWITCH CLUTCH CONTROL (ENGINE CONTROL)

FUNCTIONS ON THE VEHICLE

Vehicle	alim.	kW	Date	Engine	 S10	 T10	 T20 - T23	 T22 - T25
---------	-------	----	------	--------	---	---	--	---

ENGINE				
1.8 16V	Petrol	89	03/01-05/05	F4P 770, F4P 772, F4P 774

Engine	Information	S10	T10	T20 - T23	T22 - T25
All engines	COL:grey, switch press. 0.5 bar, thread M14X1.5	7.0151			
Eng. F4P 774	pole nr. 2		7.6096	7.1075 T20	
All engines	COL:green, Conn. nr. 3, pole nr. 3, spanner size 24, thread 14x1.5		7.6245		
Eng. F4P 774	pole nr. 3			7.1113 T20	
All engines	COL:black/White, COL:white, pole nr. 4, with automatic adjustment			7.1149 T20	
Eng. F4P 774	COL:black, pole nr. 4			7.1227 T20	
All engines	COL:grey				7.1150 T22
All engines	COL:blue				7.1195 T22

ENGINE				
1.9 dCi	Diesel	0	03/01->	F9Q 652

Engine	Information	S10	T10	T20 - T23	T22 - T25
All engines	COL:green, pole nr. 2		7.6096		
All engines	COL:black, pole nr. 2		7.6151		
All engines	pole nr. 3		7.6245	7.1113 T20	
All engines	pole nr. 2			7.1075 T20	
All engines	COL:black/White, pole nr. 4, with automatic adjustment			7.1149 T20	
All engines	COL:black, pole nr. 4			7.1227 T20	
All engines	COL:yellow				7.1134 T22
All engines	COL:grey				7.1150 T22
All engines	COL:blue				7.1195 T22

ENGINE				
1.9 dCi	Diesel	66	08/03-09/07	F9Q 664

Engine	Information	S10	T10	T20 - T23	T22 - T25
All engines	COL:blue, switch press. 0.6 bar, thread M14X1.5	7.0178			
All engines	COL:green, Conn. nr. 3, spanner size 24, thread 14x1.5		7.6245		
All engines	COL:white			7.1149 T20	
All engines	COL:grey				7.1150 T25
All engines					7.1195 T22

ENGINE				
1.9 dCi	Diesel	68	03/04-05/05	F9Q 664

Engine	Information	S10	T10	T20 - T23	T22 - T25
All engines	COL:blue, switch press. 0.6 bar, thread M14X1.5	7.0178			
All engines	COL:green, Conn. nr. 3, spanner size 24, thread 14x1.5		7.6245		
All engines	COL:white			7.1149 T20	
All engines	COL:yellow				7.1134 T22
All engines	COL:grey				7.1150 T22, T25
All engines	COL:blue				7.1195 T22

ENGINE				
1.9 dCi	Diesel	74	10/01-05/05	F9Q 650, F9Q 752, F9Q 754

Engine	Information	S10	T10	T20 - T23	T22 - T25
All engines	COL:grey, switch press. 0.5 bar, thread M14X1.5	7.0151			
Eng. F9Q 752, F9Q 754	COL:green, pole nr. 2		7.6096		
Eng. F9Q 752, F9Q 754	COL:black, pole nr. 2		7.6151		
All engines	COL:green, Conn. nr. 3, pole nr. 3, spanner size 24, thread 14x1.5		7.6245		
Eng. F9Q 752, F9Q 754	pole nr. 2			7.1075 T20	
Eng. F9Q 752, F9Q 754	pole nr. 3			7.1113 T20	
All engines	COL:black/White, COL:white, pole nr. 4, with automatic adjustment			7.1149 T20	
Eng. F9Q 752, F9Q 754	COL:black, pole nr. 4			7.1227 T20	
Eng. F9Q 752, F9Q 754	COL:yellow				7.1134 T22
Eng. F9Q 752, F9Q 754	COL:grey				7.1150 T22
Eng. F9Q 752, F9Q 754	COL:blue				7.1195 T22

ENGINE				
1.9 dCi	Diesel	77	06/01-05/05	F9Q 752

Engine	Information	S10	T10	T20 - T23	T22 - T25
All engines	COL:grey, switch press. 0.5 bar, thread M14X1.5	7.0151			
All engines	COL:green, Conn. nr. 3, spanner size 24, thread 14x1.5		7.6245		
All engines	COL:white			7.1149 T20	

S10	OIL PRESSURE WARNING LIGHT SWITCH	T10	REVERSING LIGHT SWITCH	T20	BRAKE LIGHT SWITCH
T22	SWITCH CLUTCH CONTROL (CRUISE CONTROL)	T23	SWITCH BRAKE ACTUATION (ENGINE TIMING)	T25	SWITCH CLUTCH CONTROL (ENGINE CONTROL)

Vehicle	alim.	kW	Date	Engine	FUNCTIONS ON THE VEHICLE			
					S10	T10	T20 - T23	T22 - T25

				ENGINE
1.9 dCi	Diesel	77	06/01-05/05	F9Q 752

Engine	Information	S10	T10	T20 - T23	T22 - T25
All engines	COL:yellow				7.1134 T22
All engines	COL:grey				7.1150 T22
All engines	COL:blue				7.1195 T22

				ENGINE
1.9 dCi	Diesel	79	03/01-12/07	F9Q 718, F9Q 754

Engine	Information	S10	T10	T20 - T23	T22 - T25
Eng. F9Q 718		7.0131			
Eng. F9Q 754	COL:grey, switch press. 0.5 bar, thread M14X1.5	7.0151			
Eng. F9Q 718	COL:green, pole nr. 2		7.6096		
Eng. F9Q 718	COL:black, pole nr. 2		7.6151		
All engines	COL:green, Conn. nr. 3, pole nr. 3, spanner size 24, thread 14x1.5		7.6245		
Eng. F9Q 718	pole nr. 2			7.1075 T20	
Eng. F9Q 718	pole nr. 3			7.1113 T20	
All engines	COL:black/White, COL:white, pole nr. 4, with automatic adjustment			7.1149 T20	
Eng. F9Q 718	COL:black, pole nr. 4			7.1227 T20	
Eng. F9Q 718	COL:yellow				7.1134 T22
All engines	COL:grey				7.1150 T22
Eng. F9Q 718	COL:blue				7.1195 T22
Eng. F9Q 754					7.1195 T25

				ENGINE
1.9 dCi	Diesel	81	01/05-12/07	F9Q 674, F9Q 758

Engine	Information	S10	T10	T20 - T23	T22 - T25
All engines	COL:blue, switch press. 0.6 bar, thread M14X1.5	7.0178			
Eng. F9Q 758	COL:green, pole nr. 2		7.6096		
Eng. F9Q 758	COL:black, pole nr. 2		7.6151		
All engines	COL:green, Conn. nr. 3, pole nr. 3, spanner size 24, thread 14x1.5		7.6245		
Eng. F9Q 758	pole nr. 2			7.1075 T20	
Eng. F9Q 758	pole nr. 3			7.1113 T20	
All engines	-> 01/04/05, COL:black/White, COL:white, pole nr. 4, with automatic adjustment			7.1149 T20	
Eng. F9Q 758	COL:black, pole nr. 4			7.1227 T20	
All engines	COL:yellow				7.1134 T22
All engines	COL:grey				7.1150 T22
All engines	COL:blue				7.1195 T22

				ENGINE
1.9 dCi	Diesel	85	08/05-12/07	F9Q 750, F9Q 758, F9Q 759

Engine	Information	S10	T10	T20 - T23	T22 - T25
Eng. F9Q 750	COL:grey, switch press. 0.5 bar, thread M14X1.5	7.0151			
Eng. F9Q 758, F9Q 759		7.0178			
Eng. F9Q 758, F9Q 759	COL:green, pole nr. 2		7.6096		
Eng. F9Q 758, F9Q 759	COL:black, pole nr. 2		7.6151		
All engines	COL:green, Conn. nr. 3, pole nr. 3, spanner size 24, thread 14x1.5		7.6245		
Eng. F9Q 758, F9Q 759	pole nr. 2			7.1075 T20	
Eng. F9Q 758, F9Q 759	pole nr. 3			7.1113 T20	
Eng. F9Q 758, F9Q 759	COL:black/White, pole nr. 4, with automatic adjustment			7.1149 T20	
Eng. F9Q 758, F9Q 759	COL:black, pole nr. 4			7.1227 T20	
Eng. F9Q 758, F9Q 759	COL:yellow				7.1134 T22
Eng. F9Q 758, F9Q 759	COL:grey				7.1150 T22
Eng. F9Q 758, F9Q 759	COL:blue				7.1195 T22
Eng. F9Q 750	COL:grey				7.1223 T22, T25
Eng. F9Q 750	COL:blue				7.1224 T22, T25

				ENGINE
1.9 dCi	Diesel	88	03/01->	F9Q 650, F9Q 670, F9Q 674, F9Q 750, F9Q 751, F9Q 756

Engine	Information	S10	T10	T20 - T23	T22 - T25
Eng. F9Q 650, F9Q 670, F9Q 750, F9Q 751	BG0G/BG10, COL:grey, switch press. 0.5 bar, thread M14X1.5	7.0151			
Eng. F9Q 674	BG0G, COL:blue, switch press. 0.6 bar, thread M14X1.5	7.0178			

S10	OIL PRESSURE WARNING LIGHT SWITCH	T10	REVERSING LIGHT SWITCH	T20	BRAKE LIGHT SWITCH
T22	SWITCH CLUTCH CONTROL (CRUISE CONTROL)	T23	SWITCH BRAKE ACTUATION (ENGINE TIMING)	T25	SWITCH CLUTCH CONTROL (ENGINE CONTROL)

FUNCTIONS ON THE VEHICLE

Vehicle	alim.	kW	Date	Engine	 S10	 T10	 T20 - T23	 T22 - T25
---------	-------	----	------	--------	---	---	--	---

ENGINE				
1.9 dCi	Diesel	88	03/01->	F9Q 650, F9Q 670, F9Q 674, F9Q 750, F9Q 751, F9Q 756

Engine	Information	S10	T10	T20 - T23	T22 - T25
Eng. F9Q 650, F9Q 751, F9Q 756	COL:green, pole nr. 2		7.6096		
Eng. F9Q 650, F9Q 751, F9Q 756	COL:black, pole nr. 2		7.6151		
All engines	COL:green, Conn. nr. 3, spanner size 24, thread 14x1.5		7.6245		
Eng. F9Q 650, F9Q 751, F9Q 756	pole nr. 2			7.1075 T20	
Eng. F9Q 650, F9Q 751, F9Q 756	pole nr. 3			7.1113 T20	
All engines	-> 01/04/05, COL:black/White, COL:white, pole nr. 4, with automatic adjustment			7.1149 T20	
Eng. F9Q 650, F9Q 751, F9Q 756	COL:black, pole nr. 4			7.1227 T20	
Eng. F9Q 650, F9Q 751, F9Q 756	COL:yellow				7.1134 T22
All engines	-> 01/04/05, COL:grey				7.1150 T22
Eng. F9Q 650, F9Q 751, F9Q 756	COL:blue				7.1195 T22
Eng. F9Q 670, F9Q 674, F9Q 750	-> 01/04/05				7.1195 T25
Eng. F9Q 670, F9Q 674, F9Q 750	01/05/05 ->, COL:grey				7.1223 T25
Eng. F9Q 670, F9Q 674, F9Q 750	01/05/05 ->, COL:blue				7.1224 T22

ENGINE				
1.9 dCi	Diesel	92	09/05-12/07	F9Q 750

Engine	Information	S10	T10	T20 - T23	T22 - T25
All engines		7.0151			
All engines	COL:green, Conn. nr. 3, spanner size 24, thread 14x1.5		7.6245		
All engines	COL:grey				7.1223 T25
All engines	COL:blue				7.1224 T22

ENGINE				
1.9 dCi	Diesel	96	05/05-12/07	F9Q 758, F9Q 759

Engine	Information	S10	T10	T20 - T23	T22 - T25
All engines	COL:blue, switch press. 0.6 bar, thread M14X1.5	7.0178			
All engines	COL:green, Conn. nr. 3, spanner size 24, thread 14x1.5		7.6245		
All engines	-> 01/04/05, COL:white			7.1149 T20	
All engines	COL:yellow				7.1134 T22
All engines	COL:grey				7.1150 T22
All engines	COL:blue				7.1195 T22

ENGINE				
2.0 16V	LPG	95	09/02-05/05	F4R 713

Engine	Information	S10	T10	T20 - T23	T22 - T25
All engines	COL:green	7.0131			
All engines	COL:grey	7.0151			7.1150 T22
All engines	pole nr. 2			7.1075 T20	
All engines	pole nr. 3			7.1113 T20	
All engines	COL:black/White, pole nr. 4, with automatic adjustment			7.1149 T20	
All engines	COL:black, pole nr. 4			7.1227 T20	
All engines	COL:blue				7.1195 T22

ENGINE				
2.0 16V	LPG	97	09/02-05/05	F4R 713

Engine	Information	S10	T10	T20 - T23	T22 - T25
All engines	COL:green	7.0131			
All engines	COL:grey	7.0151			7.1150 T22
All engines	pole nr. 2			7.1075 T20	
All engines	pole nr. 3			7.1113 T20	
All engines	COL:black/White, pole nr. 4, with automatic adjustment			7.1149 T20	
All engines	COL:black, pole nr. 4			7.1227 T20	
All engines	COL:blue				7.1195 T22

ENGINE				
2.0 16V	Petrol	125	01/05-09/07	F4R 784, F4R 786, F4R 787

Engine	Information	S10	T10	T20 - T23	T22 - T25
All engines	COL:grey, switch press. 0.5 bar, thread M14X1.5	7.0151			

S10 OIL PRESSURE WARNING LIGHT SWITCH	T10 REVERSING LIGHT SWITCH	T20 BRAKE LIGHT SWITCH
T22 SWITCH CLUTCH CONTROL (CRUISE CONTROL)	T23 SWITCH BRAKE ACTUATION (ENGINE TIMING)	T25 SWITCH CLUTCH CONTROL (ENGINE CONTROL)

FUNCTIONS ON THE VEHICLE

Vehicle	alim.	kW	Date	Engine	 S10	 T10	 T20 - T23	 T22 - T25
---------	-------	----	------	--------	---	---	--	---

ENGINE				
2.0 16V	Petrol	125	01/05-09/07	F4R 784, F4R 786, F4R 787

Engine	Information	S10	T10	T20 - T23	T22 - T25
All engines	COL:blue, switch press. 0.6 bar, thread M14X1.5	7.0178			
All engines	COL:green, Conn. nr. 3, spanner size 24, thread 14x1.5		7.6245		
All engines	COL:white			7.1149 T20	
All engines	COL:grey				7.1150 T22
All engines	COL:blue				7.1195 T22

ENGINE				
2.0 16V	Petrol	150	01/05-09/07	F4R 886, F4R 887

Engine	Information	S10	T10	T20 - T23	T22 - T25
All engines	COL:blue, switch press. 0.6 bar, thread M14X1.5	7.0178			
All engines	COL:green, Conn. nr. 3, spanner size 24, thread 14x1.5		7.6245		
All engines	COL:white			7.1149 T20	
All engines	COL:grey				7.1150 T22
All engines	COL:blue				7.1195 T22

ENGINE				
2.0 16V	Petrol	98	08/02-09/07	F4R 712, F4R 713, F4R 714, F4R 715

Engine	Information	S10	T10	T20 - T23	T22 - T25
All engines	COL:green, switch press. 0.2 bar	7.0131			
All engines	COL:blue, switch press. 0.6 bar, thread M14X1.5	7.0178			
All engines	COL:green, Conn. nr. 3, spanner size 24, thread 14x1.5		7.6245		
All engines	COL:white			7.1149 T20	
Eng. F4R 714	COL:grey				7.1150 T22
All engines	COL:grey				7.1150, 7.1223 T22, T25
All engines	COL:blue				7.1195, 7.1224 T22, T25

ENGINE				
2.0 16V	Petrol	99	08/02-12/07	F4R 712, F4R 713, F4R 714, F4R 715

Engine	Information	S10	T10	T20 - T23	T22 - T25
All engines	COL:green, switch press. 0.2 bar	7.0131			
All engines	COL:grey, switch press. 0.5 bar, thread M14X1.5	7.0151			
All engines	COL:green, Conn. nr. 3, spanner size 24, thread 14x1.5		7.6245		
All engines	COL:white			7.1149 T20	
All engines	COL:grey				7.1150 T22
All engines	COL:blue				7.1195 T22

ENGINE				
2.0 16V IDE	Petrol	103	04/01-09/07	F5R 700, F5R 701

Engine	Information	S10	T10	T20 - T23	T22 - T25
All engines	COL:grey, switch press. 0.5 bar, thread M14X1.5	7.0151			
All engines	COL:green, Conn. nr. 3, spanner size 24, thread 14x1.5		7.6245		
All engines	COL:white			7.1149 T20	
All engines	COL:grey				7.1150 T22
All engines	COL:blue				7.1195 T22

ENGINE				
2.0 16V Turbo	Petrol	120	01/03-08/05	F4R 764, F4R 765, F4R 786, F4R 787

Engine	Information	S10	T10	T20 - T23	T22 - T25
All engines	COL:grey, switch press. 0.5 bar, thread M14X1.5	7.0151			
Eng. F4R 786, F4R 787	COL:natural	7.0178			
Eng. F4R 786	COL:green, pole nr. 2		7.6096		
Eng. F4R 764, F4R 765, F4R 786	COL:green, Conn. nr. 3, pole nr. 3, spanner size 24, thread 14x1.5		7.6245		
Eng. F4R 786	COL:light blue, pole nr. 2		7.6271		
Eng. F4R 786, F4R 787	pole nr. 2			7.1075 T20	
Eng. F4R 786, F4R 787	pole nr. 3			7.1113 T20	
All engines	COL:black/White, COL:white, pole nr. 4, with automatic adjustment			7.1149 T20	
Eng. F4R 786, F4R 787	COL:black, pole nr. 4			7.1227 T20	
All engines	COL:grey				7.1150 T22
All engines	COL:blue				7.1195 T22

S10	OIL PRESSURE WARNING LIGHT SWITCH	T10	REVERSING LIGHT SWITCH	T20	BRAKE LIGHT SWITCH
T22	SWITCH CLUTCH CONTROL (CRUISE CONTROL)	T23	SWITCH BRAKE ACTUATION (ENGINE TIMING)	T25	SWITCH CLUTCH CONTROL (ENGINE CONTROL)

FUNCTIONS ON THE VEHICLE

Vehicle	alim.	kW	Date	Engine	 S10	 T10	 T20 - T23	 T22 - T25
---------	-------	----	------	--------	---	---	--	---

ENGINE				
2.0 dCi	Diesel	110	08/05-08/06	M9R 740

Engine	Information	S10	T10	T20 - T23	T22 - T25
All engines	COL:blue, switch press. 0.6 bar, thread M14X1.5	7.0178			
All engines	COL:green, Conn. nr. 3, spanner size 24, thread 14x1.5		7.6245		
All engines	-> 01/04/05, COL:white			7.1149 T20	
All engines	COL:grey				7.1150 T22
All engines	COL:blue				7.1195 T22

ENGINE				
2.0 dCi	Diesel	127	01/06-12/07	M9R 760

Engine	Information	S10	T10	T20 - T23	T22 - T25
All engines	COL:blue, switch press. 0.6 bar, thread M14X1.5	7.0178			
All engines	COL:green, Conn. nr. 3, spanner size 24, thread 14x1.5		7.6245		
All engines	-> 01/04/05, COL:white			7.1149 T20	
All engines	COL:grey				7.1150 T22
All engines	COL:blue				7.1195 T22

ENGINE				
2.2 dCi	Diesel	102	05/05-12/07	G9T 600, G9T 605, G9T 706, G9T 707

Engine	Information	S10	T10	T20 - T23	T22 - T25
All engines	COL:grey, switch press. 0.5 bar, thread M14X1.5	7.0151			
All engines	COL:blue, COL:natural, switch press. 0.6 bar, thread M14X1.5	7.0178			
Eng. G9T 600	pole nr. 2		7.6096	7.1075 T20	
All engines	COL:green, Conn. nr. 3, pole nr. 3, spanner size 24, thread 14x1.5		7.6245		
Eng. G9T 600	pole nr. 3			7.1113 T20	
All engines	-> 01/04/05, COL:black/White, COL:white, pole nr. 4, with automatic adjustment			7.1149 T20	
Eng. G9T 600	COL:black, pole nr. 4			7.1227 T20	
All engines	COL:grey				7.1150 T22
All engines	COL:blue				7.1195 T22

ENGINE				
2.2 dCi	Diesel	110	03/01->	G9T 700, G9T 702, G9T 703

Engine	Information	S10	T10	T20 - T23	T22 - T25
All engines	COL:grey, switch press. 0.5 bar, thread M14X1.5	7.0151			
All engines	COL:blue, COL:natural, switch press. 0.6 bar, thread M14X1.5	7.0178			
Eng. G9T 700, G9T 703	pole nr. 2		7.6096	7.1075 T20	
All engines	COL:green, Conn. nr. 3, pole nr. 3, spanner size 24, thread 14x1.5		7.6245		
Eng. G9T 700, G9T 703	pole nr. 3			7.1113 T20	
All engines	-> 01/04/05, COL:black/White, COL:white, pole nr. 4, with automatic adjustment			7.1149 T20	
Eng. G9T 700, G9T 703	COL:black, pole nr. 4			7.1227 T20	
All engines	COL:grey				7.1150 T22
All engines	COL:blue				7.1195 T22

ENGINE				
2.2 dCi	Diesel	85	04/04-10/05	G9T 600

Engine	Information	S10	T10	T20 - T23	T22 - T25
All engines	COL:grey, switch press. 0.5 bar, thread M14X1.5	7.0151			
All engines	COL:blue, switch press. 0.6 bar, thread M14X1.5	7.0178			
All engines	COL:green, Conn. nr. 3, spanner size 24, thread 14x1.5		7.6245		
All engines	-> 01/04/05, COL:white			7.1149 T20	
All engines	COL:grey				7.1150 T22
All engines	COL:blue				7.1195 T22

ENGINE				
2.9 V6 24V	Petrol	155	03/01-12/07	L7X 731, L7X 733

Engine	Information	S10	T10	T20 - T23	T22 - T25
All engines	-> 01/04/05, COL:white			7.1149 T20	

ENGINE				
3.0 V6 24V	Petrol	152	03/01->	L7X 731, L7X 733

Engine	Information	S10	T10	T20 - T23	T22 - T25
All engines	-> 01/04/05, COL:white			7.1149 T20	
All engines	COL:grey				7.1150 T22
All engines	COL:blue				7.1195 T22

S10	OIL PRESSURE WARNING LIGHT SWITCH	T10	REVERSING LIGHT SWITCH	T20	BRAKE LIGHT SWITCH
T22	SWITCH CLUTCH CONTROL (CRUISE CONTROL)	T23	SWITCH BRAKE ACTUATION (ENGINE TIMING)	T25	SWITCH CLUTCH CONTROL (ENGINE CONTROL)

FUNCTIONS ON THE VEHICLE

Vehicle	alim.	kW	Date	Engine	 S10	 T10	 T20 - T23	 T22 - T25
---------	-------	----	------	--------	---	---	--	---

LAGUNA III

LAGUNA III				ENGINE
1.5 dCi	Diesel	81	10/07->	K9K 780, K9K 782, K9K 846, K9K 849

Engine	Information	S10	T10	T20 - T23	T22 - T25
All engines	COL:blue, switch press. 0.6 bar, thread M14X1.5	7.0178			
All engines	COL:green, Conn. nr. 3, spanner size 24, thread 14x1.5		7.6245		
All engines				7.1235 T20	
Eng. K9K 782	COL:green, COL:grey, pole nr. 2				7.1223 T22
All engines	COL:green				7.1223 T25
All engines	COL:grey, COL:light blue, pole nr. 2, -start-stop function				7.1224 T22

LAGUNA III				ENGINE
1.6 16V	Petrol	81	10/07-12/15	K4M 824

Engine	Information	S10	T10	T20 - T23	T22 - T25
All engines	COL:blue, switch press. 0.6 bar, thread M14X1.5	7.0178			
All engines	COL:green, Conn. nr. 3, spanner size 24, thread 14x1.5		7.6245		
All engines				7.1235 T20	
All engines	COL:green				7.1223 T25
All engines	-start-stop function				7.1224 T22

LAGUNA III				ENGINE
2.0 16V	Petrol	103	10/07-12/15	M4R 704

Engine	Information	S10	T10	T20 - T23	T22 - T25
All engines	COL:green, Conn. nr. 3, spanner size 24, thread 14x1.5		7.6245		
All engines				7.1235 T20	
All engines	COL:green				7.1223 T25

LAGUNA III				ENGINE
2.0 16V Hi-Flex	Petrol/ Ethanol	103	10/07-12/15	M4R 704, M4R 726

Engine	Information	S10	T10	T20 - T23	T22 - T25
Eng. M4R 704		7.0180			
All engines	COL:green, Conn. nr. 3, spanner size 24, thread 14x1.5		7.6245		
All engines				7.1235 T20	
All engines	COL:green, COL:grey, pole nr. 2				7.1223 T22
Eng. M4R 726	COL:green				7.1223 T25
All engines	COL:grey, COL:light blue, pole nr. 2, -start-stop function				7.1224 T22

LAGUNA III				ENGINE
2.0 16V Turbo	Petrol	125	10/07-12/15	F4R 811, F4R 813

Engine	Information	S10	T10	T20 - T23	T22 - T25
All engines	COL:blue, switch press. 0.6 bar, thread M14X1.5	7.0178			
All engines				7.1235 T20	

LAGUNA III				ENGINE
2.0 dCi	Diesel	110	10/07->	M9R 742, M9R 744, M9R 746, M9R 748, M9R 754, M9R 802, M9R 805, M9R 808, M9R 814, M9R 845, M9R 854, M9R 858

Engine	Information	S10	T10	T20 - T23	T22 - T25
All engines	COL:blue, switch press. 0.6 bar, thread M14X1.5	7.0178			
All engines	COL:green, Conn. nr. 3, spanner size 24, thread 14x1.5		7.6245		
All engines				7.1235 T20	
Eng. M9R 742, M9R 746, M9R 748	COL:green, COL:grey, pole nr. 2				7.1223 T22
All engines	COL:green				7.1223 T25
All engines	COL:grey, COL:light blue, pole nr. 2, -start-stop function				7.1224 T22

LAGUNA III				ENGINE
2.0 dCi	Diesel	127	01/08-12/15	M9R 800, M9R 806, M9R 809, M9R 815, M9R 849, M9R 854, M9R 857, M9R 858

Engine	Information	S10	T10	T20 - T23	T22 - T25
All engines	COL:blue, switch press. 0.6 bar, thread M14X1.5	7.0178			
All engines	COL:green, Conn. nr. 3, spanner size 24, thread 14x1.5		7.6245		
All engines				7.1235 T20	
All engines	COL:green				7.1223 T25
All engines	-start-stop function				7.1224 T22

S10	OIL PRESSURE WARNING LIGHT SWITCH	T10	REVERSING LIGHT SWITCH	T20	BRAKE LIGHT SWITCH
T22	SWITCH CLUTCH CONTROL (CRUISE CONTROL)	T23	SWITCH BRAKE ACTUATION (ENGINE TIMING)	T25	SWITCH CLUTCH CONTROL (ENGINE CONTROL)

FUNCTIONS ON THE VEHICLE

Vehicle	alim.	kW	Date	Engine	 S10	 T10	 T20 - T23	 T22 - T25
---------	-------	----	------	--------	---	---	--	---

ENGINE				
2.0 dCi	Diesel	96	10/07-12/15	M9R 742, M9R 744, M9R 802, M9R 814, M9R 854, M9R 858

Engine	Information	S10	T10	T20 - T23	T22 - T25
All engines	COL:blue, switch press. 0.6 bar, thread M14X1.5	7.0178			
All engines	COL:green, Conn. nr. 3, spanner size 24, thread 14x1.5		7.6245		
All engines				7.1235 T20	
All engines	COL:green				7.1223 T25
All engines	-start-stop function				7.1224 T22

ENGINE				
2.0 dCi GT	Diesel	131	03/08-12/15	M9R 816, M9R 820, M9R 828

Engine	Information	S10	T10	T20 - T23	T22 - T25
All engines	COL:blue, switch press. 0.6 bar, thread M14X1.5	7.0178			
All engines	COL:green, Conn. nr. 3, spanner size 24, thread 14x1.5		7.6245		
All engines				7.1235 T20	
All engines	COL:green				7.1223 T25
All engines	-start-stop function				7.1224 T22

ENGINE				
2.0 GT	Petrol	150	03/08-12/15	F4R 800, F4R802

Engine	Information	S10	T10	T20 - T23	T22 - T25
All engines	COL:blue, switch press. 0.6 bar, thread M14X1.5	7.0178			
All engines	COL:green, Conn. nr. 3, spanner size 24, thread 14x1.5		7.6245		
All engines				7.1235 T20	
All engines	COL:green				7.1223 T25
All engines	-start-stop function				7.1224 T22

ENGINE				
3.0 dCi	Diesel	173	09/08-12/15	V9X 791, V9X 891

Engine	Information	S10	T10	T20 - T23	T22 - T25
Eng. V9X 891	COL:blue, switch press. 0.6 bar, thread M14X1.5	7.0178			
All engines				7.1235 T20	

ENGINE				
3.0 dCi	Diesel	177	01/12-12/15	V9X 891

Engine	Information	S10	T10	T20 - T23	T22 - T25
All engines	COL:blue, switch press. 0.6 bar, thread M14X1.5	7.0178			
All engines				7.1235 T20	

ENGINE				
3.5 V6	Petrol	175	04/08-12/15	V4Y 713

Engine	Information	S10	T10	T20 - T23	T22 - T25
All engines		7.0166		7.1235 T20	

LATITUDE

ENGINE				
1.5 dCi	Diesel	81	07/10->	K9K 782, K9K849

Engine	Information	S10	T10	T20 - T23	T22 - T25
All engines	COL:blue, switch press. 0.6 bar, thread M14X1.5	7.0178			
All engines	COL:green, Conn. nr. 3, spanner size 24, thread 14x1.5		7.6245		
All engines				7.1235 T20	
All engines	COL:green				7.1223 T22

ENGINE				
2.0 16V	Petrol	102	02/11->	M4R 735, M4R 746, M4R730, M4R731, M4R733


Engine	Information	S10	T10	T20 - T23	T22 - T25
Eng. M4R 746		7.0180	7.6245		
All engines	L70A/L70D/L70L/L70P, L70S/L735			7.1235 T20	
Eng. M4R 746	COL:green, COL:grey				7.1223 T22
Eng. M4R 735, M4R730, M4R731, M4R733	COL:green, L70A/L70D/L70L/L70P, L70S/L735				7.1223 T25
Eng. M4R 746	COL:grey, COL:light blue, -start-stop function				7.1224 T22

ENGINE				
2.0 16V	Petrol	103	02/11->	M4R 746

Engine	Information	S10	T10	T20 - T23	T22 - T25
All engines	COL:green, Conn. nr. 3, spanner size 24, thread 14x1.5		7.6245		




S10 OIL PRESSURE WARNING LIGHT SWITCH	T10 REVERSING LIGHT SWITCH	T20 BRAKE LIGHT SWITCH
T22 SWITCH CLUTCH CONTROL (CRUISE CONTROL)	T23 SWITCH BRAKE ACTUATION (ENGINE TIMING)	T25 SWITCH CLUTCH CONTROL (ENGINE CONTROL)

FUNCTIONS ON THE VEHICLE

Vehicle	alim.	kW	Date	Engine	 S10	 T10	 T20 - T23	 T22 - T25
ENGINE								
2.0 16V	Petrol	103	02/11->	M4R 746				
Engine	Information				S10	T10	T20 - T23	T22 - T25
All engines	COL:green						7.1235 T20	
All engines	COL:green							7.1223 T22
ENGINE								
2.0 16V eco2 Flexfuel	Petrol/ Ethanol	103	02/11->	M4R 746				
Engine	Information				S10	T10	T20 - T23	T22 - T25
All engines	COL:green, Conn. nr. 3, spanner size 24, thread 14x1.5					7.6245		
All engines	COL:green						7.1235 T20	
All engines	COL:green							7.1223 T22
ENGINE								
2.0 dCi 130	Diesel	96	12/13->	M9R 756				
Engine	Information				S10	T10	T20 - T23	T22 - T25
All engines	COL:blue, switch press. 0.6 bar, thread M14X1.5				7.0178			
All engines	COL:green, Conn. nr. 3, spanner size 24, thread 14x1.5					7.6245		
All engines	COL:green						7.1235 T20	
All engines	COL:green							7.1223 T25
All engines	-start-stop function							7.1224 T22
ENGINE								
2.0 dCi 150	Diesel	110	02/11->	M9R 824, M9R 846				
Engine	Information				S10	T10	T20 - T23	T22 - T25
All engines	COL:blue, switch press. 0.6 bar, thread M14X1.5				7.0178			
All engines	COL:green, Conn. nr. 3, spanner size 24, thread 14x1.5					7.6245		
All engines	COL:green						7.1235 T20	
All engines	COL:green							7.1223 T22
All engines	-start-stop function							7.1224 T25
ENGINE								
2.0 dCi 175	Diesel	127	05/11->	M9R 804, M9R 817, M9R 839, M9R 844, M9R811				
Engine	Information				S10	T10	T20 - T23	T22 - T25
All engines	COL:blue, switch press. 0.6 bar, thread M14X1.5				7.0178			
All engines	COL:green, Conn. nr. 3, spanner size 24, thread 14x1.5					7.6245		
All engines	COL:green						7.1235 T20	
All engines	COL:green							7.1223 T25
ENGINE								
2.5 V6	Petrol	130	05/11->	2ZV 604				
Engine	Information				S10	T10	T20 - T23	T22 - T25
All engines	COL:green				7.0180		7.1235 T20	
ENGINE								
3.0 dCi 240	Diesel	177	02/11->	V9X 891				
Engine	Information				S10	T10	T20 - T23	T22 - T25
All engines	COL:blue, switch press. 0.6 bar, thread M14X1.5				7.0178			
All engines	COL:green						7.1235 T20	
ENGINE								
3.5	Petrol	171	05/11->	5ZV 604				
Engine	Information				S10	T10	T20 - T23	T22 - T25
All engines	COL:green				7.0180		7.1235 T20	
LOGGY								
ENGINE								
1.5 dCi	Diesel	61	07/13->	K9K 838				
Engine	Information				S10	T10	T20 - T23	T22 - T25
All engines	COL:blue, switch press. 0.6 bar, thread M14X1.5				7.0178			
All engines	COL:green, Conn. nr. 3, spanner size 24, thread 14x1.5					7.6245		
ENGINE								
1.5 dCi	Diesel	63	11/14->	K9K 830				
Engine	Information				S10	T10	T20 - T23	T22 - T25
All engines	COL:blue, switch press. 0.6 bar, thread M14X1.5				7.0178			
All engines	COL:green, Conn. nr. 3, spanner size 24, thread 14x1.5					7.6245		
All engines	COL:blue, Conn. nr. 2, spanner size 24, thread 14x1.5					7.6271		

S10	OIL PRESSURE WARNING LIGHT SWITCH	T10	REVERSING LIGHT SWITCH	T20	BRAKE LIGHT SWITCH
T22	SWITCH CLUTCH CONTROL (CRUISE CONTROL)	T23	SWITCH BRAKE ACTUATION (ENGINE TIMING)	T25	SWITCH CLUTCH CONTROL (ENGINE CONTROL)

FUNCTIONS ON THE VEHICLE

Vehicle	alim.	kW	Date	Engine	 S10	 T10	 T20 - T23	 T22 - T25
---------	-------	----	------	--------	---	---	--	---

				ENGINE
1.6	Petrol	59	07/13->	K7M 812, K7M828

Engine	Information	S10	T10	T20 - T23	T22 - T25
All engines	COL:green, spanner size 21, switch press. 0.3 bar, thread M14x1.5	7.0181			
All engines	COL:green, Conn. nr. 3, spanner size 24, thread 14x1.5		7.6245		

				ENGINE
1.2	Petrol	55	11/13->	D4F 732, D4F 734

Engine	Information	S10	T10	T20 - T23	T22 - T25
All engines	COL:grey, switch press. 0.9 bar	7.0153			
All engines	COL:green, Conn. nr. 3, spanner size 24, thread 14x1.5		7.6245		
All engines	COL:blue, Conn. nr. 2, spanner size 24, thread 14x1.5		7.6271		

				ENGINE
1.2 16V	Petrol	54	12/13->	D4F 732, D4F 734

Engine	Information	S10	T10	T20 - T23	T22 - T25
All engines	COL:grey, switch press. 0.9 bar	7.0153			
All engines	COL:blue, Conn. nr. 2, spanner size 24, thread 14x1.5		7.6271		

				ENGINE
1.2 16V	Petrol	55	02/06->	D4F 732

Engine	Information	S10	T10	T20 - T23	T22 - T25
All engines		7.0153			
All engines	COL:green, pole nr. 2		7.6096		
All engines	pole nr. 3		7.6245		
All engines	COL:light blue, pole nr. 2		7.6271		
All engines	pole nr. 2			7.1148	T20
All engines	COL:black, pole nr. 4			7.1227	T20

				ENGINE
1.2 16V LPG	Petrol/ Petroleum Gas (LPG)	53	11/13->	D4F 732, D4F 734

Engine	Information	S10	T10	T20 - T23	T22 - T25
All engines	COL:grey, switch press. 0.9 bar	7.0153			
All engines	COL:green, Conn. nr. 3, spanner size 24, thread 14x1.5		7.6245		
All engines	COL:blue, Conn. nr. 2, spanner size 24, thread 14x1.5		7.6271		

				ENGINE
1.4	Petrol	55	09/04->	K7J 710

Engine	Information	S10	T10	T20 - T23	T22 - T25
All engines		7.0189			
All engines	01/02/07 ->, COL:blue, Conn. nr. 2, spanner size 24, thread 14x1.5		7.6271		
All engines	COL:black, Conn. nr. 2			7.1148	T20

				ENGINE
1.4 LPG	Petrol/ Petroleum Gas (LPG)	55	02/08-10/13	K7J 714

Engine	Information	S10	T10	T20 - T23	T22 - T25
All engines		7.0189			
All engines	COL:blue, Conn. nr. 2, spanner size 24, thread 14x1.5		7.6271		
All engines	-> 01/02/09, COL:black, Conn. nr. 2			7.1148	T20





				ENGINE
1.5 dCi	Diesel	48	09/05->	K9K 790

Engine	Information	S10	T10	T20 - T23	T22 - T25
All engines	COL:green, spanner size 21, switch press. 0.3 bar, thread M14x1.5	7.0181			
All engines	COL:green, pole nr. 2		7.6096		
All engines	pole nr. 3		7.6245		
All engines	COL:blue, COL:light blue, Conn. nr. 2, pole nr. 2, spanner size 24, thread 14x1.5		7.6271		
All engines	pole nr. 2			7.1148	T20
All engines	COL:black, pole nr. 4			7.1227	T20

				ENGINE
1.5 dCi	Diesel	50	04/07->	K9K 790, K9K 792

Engine	Information	S10	T10	T20 - T23	T22 - T25
All engines	COL:green, spanner size 21, switch press. 0.3 bar, thread M14x1.5	7.0181			

S10	OIL PRESSURE WARNING LIGHT SWITCH	T10	REVERSING LIGHT SWITCH	T20	BRAKE LIGHT SWITCH
T22	SWITCH CLUTCH CONTROL (CRUISE CONTROL)	T23	SWITCH BRAKE ACTUATION (ENGINE TIMING)	T25	SWITCH CLUTCH CONTROL (ENGINE CONTROL)

				FUNCTIONS ON THE VEHICLE				
Vehicle	alim.	kW	Date	Engine	 S10	 T10	 T20 - T23	 T22 - T25
ENGINE								
1.5 dCi	Diesel	50	04/07->	K9K 790, K9K 792				
Engine	Information			S10	T10	T20 - T23	T22 - T25	
Eng. K9K 792	COL:green, pole nr. 2				7.6096			
Eng. K9K 792	pole nr. 3				7.6245			
All engines	COL:blue, COL:light blue, Conn. nr. 2, pole nr. 2, spanner size 24, thread 14x1.5				7.6271			
Eng. K9K 792	-> 01/02/09, 01/08/07 ->, COL:black, Conn. nr. 2, pole nr. 2					7.1148	T20	
Eng. K9K 792	pole nr. 4					7.1227	T20	
ENGINE								
1.5 dCi	Diesel	55	12/13->	K9K 612				
Engine	Information			S10	T10	T20 - T23	T22 - T25	
All engines	COL:green, Conn. nr. 3, spanner size 24, thread 14x1.5				7.6245			
ENGINE								
1.5 dCi	Diesel	62	12/13->	K9K 838				
Engine	Information			S10	T10	T20 - T23	T22 - T25	
All engines	COL:blue, switch press. 0.6 bar, thread M14X1.5			7.0178				
All engines	COL:green, Conn. nr. 3, spanner size 24, thread 14x1.5				7.6245			
ENGINE								
1.5 dCi	Diesel	63	02/08->	K9K 796, K9K 830				
Engine	Information			S10	T10	T20 - T23	T22 - T25	
All engines	COL:blue, switch press. 0.6 bar, thread M14X1.5			7.0178				
Eng. K9K 796	COL:green, Conn. nr. 3, spanner size 24, thread 14x1.5				7.6245			
Eng. K9K 796	COL:blue, Conn. nr. 2, spanner size 24, thread 14x1.5				7.6271			
ENGINE								
1.5 dCi	Diesel	65	05/10->	K9K 892				
Engine	Information			S10	T10	T20 - T23	T22 - T25	
All engines				7.0178				
All engines	COL:green, pole nr. 2				7.6096			
All engines	pole nr. 3				7.6245			
All engines	COL:light blue, pole nr. 2				7.6271			
All engines	pole nr. 2					7.1148	T20	
All engines	pole nr. 4					7.1227	T20	
ENGINE								
1.5 dCi	Diesel	66	06/11->	K9K 612				
Engine	Information			S10	T10	T20 - T23	T22 - T25	
All engines	COL:blue, switch press. 0.6 bar, thread M14X1.5			7.0178				
All engines	COL:green, Conn. nr. 3, spanner size 24, thread 14x1.5				7.6245			
All engines	COL:blue, Conn. nr. 2, spanner size 24, thread 14x1.5				7.6271			
All engines	COL:grey						7.1223	T22, T25
ENGINE								
1.6	Petrol	59	11/13->	K7M 812				
Engine	Information			S10	T10	T20 - T23	T22 - T25	
All engines	COL:green, spanner size 21, switch press. 0.3 bar, thread M14x1.5			7.0181				
All engines	COL:green, Conn. nr. 3, spanner size 24, thread 14x1.5				7.6245			
All engines	COL:blue, Conn. nr. 2, spanner size 24, thread 14x1.5				7.6271			
ENGINE								
1.6	Petrol	60	04/14->	K7M 812				
Engine	Information			S10	T10	T20 - T23	T22 - T25	
All engines	COL:green, spanner size 21, switch press. 0.3 bar, thread M14x1.5			7.0181				
All engines	COL:green, Conn. nr. 3, spanner size 24, thread 14x1.5				7.6245			
All engines	COL:blue, Conn. nr. 2, spanner size 24, thread 14x1.5				7.6271			
ENGINE								
1.6	Petrol	64	09/04->	K7M 710				
Engine	Information			S10	T10	T20 - T23	T22 - T25	
All engines	COL:green, spanner size 21, switch press. 0.3 bar, thread M14x1.5			7.0181				
All engines	01/02/07 ->, COL:blue, Conn. nr. 2, spanner size 24, thread 14x1.5				7.6271			
All engines	COL:black, Conn. nr. 2					7.1148	T20	

S10	OIL PRESSURE WARNING LIGHT SWITCH	T10	REVERSING LIGHT SWITCH	T20	BRAKE LIGHT SWITCH
T22	SWITCH CLUTCH CONTROL (CRUISE CONTROL)	T23	SWITCH BRAKE ACTUATION (ENGINE TIMING)	T25	SWITCH CLUTCH CONTROL (ENGINE CONTROL)

FUNCTIONS ON THE VEHICLE

Vehicle	alim.	kW	Date	Engine	 S10	 T10	 T20 - T23	 T22 - T25
---------	-------	----	------	--------	---	---	--	---

ENGINE				
1.6	Petrol	65	09/04->	K7M 714

Engine	Information	S10	T10	T20 - T23	T22 - T25
All engines		7.0181			
All engines	COL:green, pole nr. 2		7.6096		
All engines	pole nr. 3		7.6245		
All engines	COL:light blue, pole nr. 2		7.6271		
All engines	pole nr. 2			7.1148	T20
All engines	pole nr. 4			7.1227	T20

ENGINE				
1.6	Petrol	75	04/14->	K4M 842, K4M 845

Engine	Information	S10	T10	T20 - T23	T22 - T25
All engines	COL:blue, switch press. 0.6 bar, thread M14x1.5	7.0178			
All engines	COL:green, Conn. nr. 3, spanner size 24, thread 14x1.5		7.6245		
All engines	COL:blue, Conn. nr. 2, spanner size 24, thread 14x1.5		7.6271		

ENGINE				
1.6	Petrol	77	04/07->	K4M 690, K4M 694, K4M 696, K4M 697

Engine	Information	S10	T10	T20 - T23	T22 - T25
All engines	COL:green, spanner size 21, switch press. 0.3 bar, thread M14x1.5	7.0181			
All engines	COL:blue, Conn. nr. 2, spanner size 24, thread 14x1.5		7.6271		
All engines	COL:black, Conn. nr. 2			7.1148	T20

ENGINE				
1.6	Petrol	83	09/16->	H4M 438

Engine	Information	S10	T10	T20 - T23	T22 - T25
All engines	COL:green, Conn. nr. 3, spanner size 24, thread 14x1.5		7.6245		

ENGINE				
1.6 16V	Petrol	77	12/05->	K4M 694, K4M 696

Engine	Information	S10	T10	T20 - T23	T22 - T25
All engines		7.0181			
All engines	COL:green, pole nr. 2		7.6096		
All engines	pole nr. 3		7.6245		
All engines	COL:light blue, pole nr. 2		7.6271		
All engines	pole nr. 2			7.1148	T20
All engines	pole nr. 4			7.1227	T20

ENGINE				
1.6 LPG	Petrol/ Petroleum Gas (LPG)	62	04/07-11/12	K7M 718

Engine	Information	S10	T10	T20 - T23	T22 - T25
All engines		7.0189			
All engines	COL:blue, Conn. nr. 2, spanner size 24, thread 14x1.5		7.6271		
All engines	-> 01/02/09, COL:black, Conn. nr. 2			7.1148	T20

LOGAN EXPRESS

ENGINE				
1.5 dCi	Diesel	50	04/07->	K9K 792

Engine	Information	S10	T10	T20 - T23	T22 - T25
All engines	COL:green, spanner size 21, switch press. 0.3 bar, thread M14x1.5	7.0181			
All engines	COL:blue, Conn. nr. 2, spanner size 24, thread 14x1.5		7.6271		
All engines	-> 01/02/09, -> 01/12/07, 01/03/08 ->, COL:black, Conn. nr. 2			7.1148	T20

ENGINE				
1.6	Petrol	64	04/07->	K7M 710

Engine	Information	S10	T10	T20 - T23	T22 - T25
All engines	COL:green, spanner size 21, switch press. 0.3 bar, thread M14x1.5	7.0181			
All engines	COL:blue, Conn. nr. 2, spanner size 24, thread 14x1.5		7.6271		





MASCOTT

ENGINE				
2.8	Diesel	63	01/99-12/01	S9W 700

Engine	Information	S10	T10	T20 - T23	T22 - T25
All engines	COL:black, Conn. nr. 2			7.1148	T20





S10	OIL PRESSURE WARNING LIGHT SWITCH	T10	REVERSING LIGHT SWITCH	T20	BRAKE LIGHT SWITCH
T22	SWITCH CLUTCH CONTROL (CRUISE CONTROL)	T23	SWITCH BRAKE ACTUATION (ENGINE TIMING)	T25	SWITCH CLUTCH CONTROL (ENGINE CONTROL)

FUNCTIONS ON THE VEHICLE

Vehicle	alim.	kW	Date	Engine	 S10	 T10	 T20 - T23	 T22 - T25
ENGINE								
2.8 dCi	Diesel	107	10/01-06/04	S9W212				
Engine	Information				S10	T10	T20 - T23	T22 - T25
All engines	COL:black, Conn. nr. 2						7.1148 T20	
ENGINE								
2.8 dCi	Diesel	78	01/99-06/05	S9W206				
Engine	Information				S10	T10	T20 - T23	T22 - T25
All engines	COL:black, Conn. nr. 2						7.1148 T20	
MASTER I								
ENGINE								
2.0	Petrol	59	07/80-06/85	829 731				
Engine	Information				S10	T10	T20 - T23	T22 - T25
All engines					7.0006			
All engines	pole nr. 2					7.6017		
ENGINE								
2.0	Petrol	60	06/85-12/95	J5R 718, J5R 728				
Engine	Information				S10	T10	T20 - T23	T22 - T25
All engines					7.0006			
Eng. J5R 718	pole nr. 2					7.6017		
Eng. J5R 728	pole nr. 4					7.6153		
ENGINE								
2.1 D	Diesel	44	11/89-04/95	J8S 330				
Engine	Information				S10	T10	T20 - T23	T22 - T25
All engines					7.0006	7.6017		
ENGINE								
2.1 D	Diesel	46	11/89-07/93	J8S 330				
Engine	Information				S10	T10	T20 - T23	T22 - T25
All engines					7.0006	7.6017		
ENGINE								
2.2	Petrol	71	08/93-02/98	J7T 788				
Engine	Information				S10	T10	T20 - T23	T22 - T25
All engines					7.0076	7.6017		
ENGINE								
2.4 D	Diesel	50	07/80-06/83	S8U 731				
Engine	Information				S10	T10	T20 - T23	T22 - T25
All engines					7.0006	7.6017		
ENGINE								
2.4 D	Diesel	52	07/83-02/98	S8U 730				
Engine	Information				S10	T10	T20 - T23	T22 - T25
All engines					7.0006	7.6153		
ENGINE								
2.4 D	Diesel	53	09/86-12/92	S8U 730, S8U 731				
Engine	Information				S10	T10	T20 - T23	T22 - T25
All engines					7.0006			
Eng. S8U 731						7.6017		
Eng. S8U 730						7.6153		
ENGINE								
2.4 D	Diesel	55	08/89-07/98	S8U 748				
Engine	Information				S10	T10	T20 - T23	T22 - T25
All engines					7.0076	7.6017		
ENGINE								
2.5 D	Diesel	55	07/80-10/89	S8U 742				
Engine	Information				S10	T10	T20 - T23	T22 - T25
All engines	-> 20/10/90				7.0006			
All engines	20/10/90 ->				7.0076			
All engines						7.6017		
ENGINE								
2.5 DT	Diesel	69	11/89-10/93	S9U 702				
Engine	Information				S10	T10	T20 - T23	T22 - T25
All engines					7.0076			
All engines	COL:black					7.6017		

S10 OIL PRESSURE WARNING LIGHT SWITCH	T10 REVERSING LIGHT SWITCH	T20 BRAKE LIGHT SWITCH
T22 SWITCH CLUTCH CONTROL (CRUISE CONTROL)	T23 SWITCH BRAKE ACTUATION (ENGINE TIMING)	T25 SWITCH CLUTCH CONTROL (ENGINE CONTROL)

FUNCTIONS ON THE VEHICLE

Vehicle	alim.	kW	Date	Engine	 S10	 T10	 T20 - T23	 T22 - T25
---------	-------	----	------	--------	---	---	--	---

ENGINE				
2.5 DT	Diesel	70	08/93-02/98	S9U 740

Engine	Information	S10	T10	T20 - T23	T22 - T25
All engines		7.0076			7.1072 T22
All engines	COL:black		7.6017		

ENGINE				
2.5 TD	Diesel	69	08/89-07/98	S9U 740

Engine	Information	S10	T10	T20 - T23	T22 - T25
All engines		7.0076	7.6017		7.1072 T22

ENGINE				
28-35 2,5 D	Diesel	55	08/89-07/98	S8U 742

Engine	Information	S10	T10	T20 - T23	T22 - T25
All engines	-> 20/10/90	7.0006			
All engines	20/10/90 ->	7.0076			
All engines			7.6017		

ENGINE				
28-35 2,5 TD	Diesel	72	08/89-07/98	S9U 702

Engine	Information	S10	T10	T20 - T23	T22 - T25
All engines		7.0076			
All engines	COL:black		7.6017		

ENGINE				
28-35 2.0	Petrol	58	10/86-07/98	J5R 718, J5R 728

Engine	Information	S10	T10	T20 - T23	T22 - T25
All engines		7.0006			
Eng. J5R 718			7.6017		
Eng. J5R 728			7.6153		

ENGINE				
28-35 2.0	Petrol	59	08/80-10/86	829 731

Engine	Information	S10	T10	T20 - T23	T22 - T25
All engines		7.0006	7.6017		

ENGINE				
28-35 2.1 D	Diesel	44	08/80-07/98	J8S 330

Engine	Information	S10	T10	T20 - T23	T22 - T25
All engines		7.0006	7.6017		

ENGINE				
28-35 2.4 D	Diesel	52	08/80-07/98	S8U 730, S8U 731

Engine	Information	S10	T10	T20 - T23	T22 - T25
All engines		7.0006			
Eng. S8U 731			7.6017		
Eng. S8U 730			7.6153		

ENGINE				
28-35 2.5 D	Diesel	52	09/80-07/98	S8U 731

Engine	Information	S10	T10	T20 - T23	T22 - T25
All engines		7.0006	7.6017		

ENGINE				
28-35 2.5 D	Diesel	55	08/89-07/98	S8U 742

Engine	Information	S10	T10	T20 - T23	T22 - T25
All engines	-> 20/10/90	7.0006			
All engines	20/10/90 ->	7.0076			
All engines			7.6017		

ENGINE				
28-35 2.5 TD	Diesel	69	08/89-07/98	S9U 700


Engine	Information	S10	T10	T20 - T23	T22 - T25
All engines		7.0006			
All engines	COL:black		7.6017		

ENGINE				
28-35 2.5 TD 4x4	Diesel	69	08/89-07/98	S9U 704

Engine	Information	S10	T10	T20 - T23	T22 - T25
All engines		7.0076			
All engines	COL:black		7.6017		

S10 OIL PRESSURE WARNING LIGHT SWITCH	T10 REVERSING LIGHT SWITCH	T20 BRAKE LIGHT SWITCH
T22 SWITCH CLUTCH CONTROL (CRUISE CONTROL)	T23 SWITCH BRAKE ACTUATION (ENGINE TIMING)	T25 SWITCH CLUTCH CONTROL (ENGINE CONTROL)

FUNCTIONS ON THE VEHICLE

Vehicle	alim.	kW	Date	Engine	 S10	 T10	 T20 - T23	 T22 - T25
---------	-------	----	------	--------	---	---	--	---

ENGINE				
30 2,2	Petrol	67	08/80-07/98	J7T 782, J7T 788

Engine	Information	S10	T10	T20 - T23	T22 - T25
All engines		7.0076	7.6017		

ENGINE				
35 2,5 TD	Diesel	69	08/89-07/98	S9U 714, S9U 740

Engine	Information	S10	T10	T20 - T23	T22 - T25
All engines		7.0076			
All engines	COL:black		7.6017		
Eng. S9U 740					7.1072 T22

MASTER II

ENGINE				
1.9 dCi 80	Diesel	60	11/01->	F9Q 772, F9Q 774

Engine	Information	S10	T10	T20 - T23	T22 - T25
All engines	COL:green, switch press. 0.2 bar	7.0131			
All engines	COL:black, Conn. nr. 2			7.1148 T20	
All engines	COL:white			7.1149 T20	
All engines	COL:grey				7.1150 T22

ENGINE				
1.9 dTi	Diesel	59	09/00->	F9Q 770

Engine	Information	S10	T10	T20 - T23	T22 - T25
All engines	COL:green, switch press. 0.2 bar	7.0131			
All engines			7.6151		
All engines	COL:black, Conn. nr. 2			7.1148 T20	
All engines	COL:white			7.1149 T20	
All engines	COL:grey				7.1150 T22

ENGINE				
2.2 dCi 90	Diesel	66	09/00->	G9T 720, G9T 722, G9T 750

Engine	Information	S10	T10	T20 - T23	T22 - T25
Eng. G9T 720, G9T 722	COL:brown, FDOG/FD2G/FD3G, FDON/FD2N/FD3N, HD0G/HD1G/UD0G/UD1G, HD1G/UD1G/HDON/HD1N, JD0G/JD0N/JD1N, spanner size 24, switch press. 0.55/0.85 bar, thread M14x1.5, UD0G/UD4G/ED0G/HD0G, UDON/UD1N/UD4N/EDON, UD1N/UD4N, UD4G/HDON/HD1N/UDON	7.0076			
Eng. G9T 750	COL:grey, EDON/HDON/HD1N/UDON, FDON/FD2N, HDON/HD1N/UDON/UD1N, JDON/JD1N, switch press. 0.5 bar, thread M14x1.5, UD1N/UD4N, UD4N	7.0151			
All engines	COL:blue, FDOG/FD2G/FD3G, FDON/FD2N/FD3N, HD0G/HD1G/UD0G/UD1G, HD1G/UD1G/HDON/HD1N, JD0G/JD0N/JD1N, switch press. 0.6 bar, thread M14x1.5, UD0G/UD4G/ED0G/HD0G, UDON/UD1N/UD4N/EDON, UD1N/UD4N, UD4G/HDON/HD1N/UDON	7.0178			
All engines	see connection type		7.6096, 7.6151		
All engines	COL:black, Conn. nr. 2			7.1148 T20	
All engines	COL:white			7.1149 T20	
All engines	COL:grey				7.1150 T22

ENGINE				
2.3 dCi	Diesel	110	07/14->	M9T 696

Engine	Information	S10	T10	T20 - T23	T22 - T25
All engines	COL:blue, switch press. 0.6 bar, thread M14x1.5	7.0178			
All engines	BITRON, COL:white			7.1225 T20	

ENGINE				
2.3 dCi	Diesel	81	07/15->	M9T704

Engine	Information	S10	T10	T20 - T23	T22 - T25
All engines	COL:blue, switch press. 0.6 bar, thread M14x1.5	7.0178			
All engines	COL:green, Conn. nr. 3, spanner size 24, thread 14x1.5		7.6245		
All engines			7.6271		
All engines	BITRON, COL:white			7.1225 T20	
All engines	COL:green				7.1223 T25

ENGINE				
2.3 dCi	Diesel	94	11/14->	M9T 870

Engine	Information	S10	T10	T20 - T23	T22 - T25
All engines	COL:blue, switch press. 0.6 bar, thread M14x1.5	7.0178			
All engines	COL:green, Conn. nr. 3, spanner size 24, thread 14x1.5		7.6245		
All engines			7.6271		
All engines	BITRON, COL:white			7.1225 T20	
All engines	COL:green				7.1223 T22

S10 OIL PRESSURE WARNING LIGHT SWITCH	T10 REVERSING LIGHT SWITCH	T20 BRAKE LIGHT SWITCH
T22 SWITCH CLUTCH CONTROL (CRUISE CONTROL)	T23 SWITCH BRAKE ACTUATION (ENGINE TIMING)	T25 SWITCH CLUTCH CONTROL (ENGINE CONTROL)

FUNCTIONS ON THE VEHICLE

Vehicle	alim.	kW	Date	Engine	 S10	 T10	 T20 - T23	 T22 - T25
---------	-------	----	------	--------	---	---	--	---

ENGINE				
2.3 dCi	Diesel	94	11/14->	M9T 870

Engine	Information	S10	T10	T20 - T23	T22 - T25
All engines	COL:grey, -start-stop function				7.1224 T25

ENGINE				
2.5 D	Diesel	59	07/98-01/01	S8U 770, S8U 772

Engine	Information	S10	T10	T20 - T23	T22 - T25
Eng. S8U 770			7.6151		
All engines	COL:black, Conn. nr. 2			7.1148 T20	
All engines	COL:white			7.1149 T20	
All engines	COL:grey				7.1150 T22

ENGINE				
2.5 D	Diesel	60	10/97->	S8U 772

Engine	Information	S10	T10	T20 - T23	T22 - T25
All engines			7.6151		7.1150 T22
All engines	pole nr. 2			7.1148 T20	
All engines	pole nr. 4			7.1149 T20	

ENGINE				
2.5 dCi	Diesel	107	08/06->	G9U 632, G9U 750

Engine	Information	S10	T10	T20 - T23	T22 - T25
Eng. G9U 750	COL:grey, switch press. 0.5 bar, thread M14X1.5	7.0151			
All engines	COL:blue, switch press. 0.6 bar, thread M14X1.5	7.0178			
Eng. G9U 632	pole nr. 2		7.6096		
Eng. G9U 632	pole nr. 3		7.6245		
All engines	COL:black, Conn. nr. 2			7.1148 T20	
All engines	COL:white			7.1149 T20	
All engines	COL:grey				7.1150 T25

ENGINE				
2.5 dCi	Diesel	73	11/02-05/10	G9U 754

Engine	Information	S10	T10	T20 - T23	T22 - T25
All engines	COL:grey, switch press. 0.5 bar, thread M14X1.5	7.0151			
All engines	COL:blue, switch press. 0.6 bar, thread M14X1.5	7.0178			
All engines	COL:black, Conn. nr. 2			7.1148 T20	
All engines	COL:white			7.1149 T20	
All engines	COL:grey				7.1150 T25

ENGINE				
2.5 dCi	Diesel	74	08/06->	G9U 650, G9U 754

Engine	Information	S10	T10	T20 - T23	T22 - T25
All engines	COL:grey, conn.shape : round, switch press. 0.5 bar, thread M14X1.5	7.0151			
All engines	COL:blue, conn.shape : rectangular, switch press. 0.6 bar, thread M14X1.5	7.0178			
All engines	pole nr. 2		7.6096		
All engines	COL:green, Conn. nr. 3, pole nr. 3, spanner size 24, thread 14x1.5		7.6245		
Eng. G9U 650			7.6271		
All engines	COL:black, Conn. nr. 2, pole nr. 2			7.1148 T20	
All engines	COL:white, pole nr. 4			7.1149 T20	
All engines	COL:grey				7.1150 T22





ENGINE				
2.5 dCi	Diesel	84	01/04->	G9U 724, G9U 750

Engine	Information	S10	T10	T20 - T23	T22 - T25
All engines	COL:grey, conn.shape : round, switch press. 0.5 bar, thread M14X1.5	7.0151			
All engines	COL:blue, conn.shape : rectangular, switch press. 0.6 bar, thread M14X1.5	7.0178			
Eng. G9U 750	pole nr. 2		7.6096		
Eng. G9U 750	pole nr. 3		7.6245		
All engines	COL:black, Conn. nr. 2, pole nr. 2			7.1148 T20	
All engines	COL:white, pole nr. 4			7.1149 T20	
All engines	COL:grey				7.1150 T22

ENGINE				
2.5 dCi	Diesel	88	08/06->	G9U 632, G9U 650, G9U 750

Engine	Information	S10	T10	T20 - T23	T22 - T25
Eng. G9U 750	COL:grey, switch press. 0.5 bar, thread M14X1.5	7.0151			

S10 OIL PRESSURE WARNING LIGHT SWITCH	T10 REVERSING LIGHT SWITCH	T20 BRAKE LIGHT SWITCH
T22 SWITCH CLUTCH CONTROL (CRUISE CONTROL)	T23 SWITCH BRAKE ACTUATION (ENGINE TIMING)	T25 SWITCH CLUTCH CONTROL (ENGINE CONTROL)

					FUNCTIONS ON THE VEHICLE			
Vehicle	alim.	kW	Date	Engine	 S10	 T10	 T20 - T23	 T22 - T25

					ENGINE
2.5 dCi	Diesel	88	08/06->	G9U 632, G9U 650, G9U 750	

Engine	Information	S10	T10	T20 - T23	T22 - T25
All engines	COL:blue, switch press. 0.6 bar, thread M14X1.5	7.0178			
Eng. G9U 650	pole nr. 2		7.6096		
Eng. G9U 650	pole nr. 3		7.6245		
All engines	COL:black, Conn. nr. 2			7.1148 T20	
All engines	COL:white			7.1149 T20	
All engines	COL:grey				7.1150 T25

					ENGINE
2.5 dCi 100	Diesel	73	10/03->	G9U 650, G9U 754	

Engine	Information	S10	T10	T20 - T23	T22 - T25
Eng. G9U 754	COL:white	7.0076			
Eng. G9U 754	COL:grey, switch press. 0.5 bar, thread M14X1.5	7.0151			
All engines	COL:blue, switch press. 0.6 bar, thread M14X1.5	7.0178			
Eng. G9U 754	pole nr. 2		7.6096		
Eng. G9U 754	pole nr. 3		7.6245		
All engines	COL:black, Conn. nr. 2, pole nr. 2			7.1148 T20	
All engines	COL:white, pole nr. 4			7.1149 T20	
All engines	COL:grey				7.1150 T22
Eng. G9U 754	COL:grey				7.1150 T25

					ENGINE
2.5 dCi 120	Diesel	84	10/01->	G9U 720, G9U 724, G9U 750, G9U 754	

Engine	Information	S10	T10	T20 - T23	T22 - T25
Eng. G9U 720, G9U 724, G9U 754	COL:brown, COL:white, spanner size 24, switch press. 0.55/0.85 bar, thread M14x1.5	7.0076			
Eng. G9U 750, G9U 754	COL:grey, switch press. 0.5 bar, thread M14X1.5	7.0151			
Eng. G9U 720, G9U 724, G9U 750	COL:blue, switch press. 0.6 bar, thread M14X1.5	7.0178			
Eng. G9U 754	pole nr. 2		7.6096		
Eng. G9U 754	pole nr. 3		7.6245		
All engines	COL:black, Conn. nr. 2, pole nr. 2			7.1148 T20	
All engines	COL:white, pole nr. 4			7.1149 T20	
Eng. G9U 754					7.1150 T22
Eng. G9U 720, G9U 724, G9U 750	COL:grey				7.1150 T25

					ENGINE
2.8	Diesel	86	11/97-10/03	S8W 700	

Engine	Information	S10	T10	T20 - T23	T22 - T25
All engines	COL:black, Conn. nr. 2			7.1148 T20	
All engines	COL:white			7.1149 T20	
All engines	COL:grey				7.1150 T25

					ENGINE
2.8 dTi	Bi-Fuel	84	07/99->	S9W 700	


Engine	Information	S10	T10	T20 - T23	T22 - T25
All engines	COL:green		7.6096		
All engines	COL:black		7.6151		
All engines	pole nr. 2			7.1148 T20	
All engines	pole nr. 4			7.1149 T20	
All engines					7.1150 T22
Eng. S9W 702	COL:green		7.6096		
Eng. S9W 702	COL:black		7.6151		
All engines	COL:black, Conn. nr. 2, pole nr. 2			7.1148 T20	
All engines	COL:white, pole nr. 4			7.1149 T20	
Eng. S9W 702					7.1150 T22
All engines	COL:grey				7.1150 T25

					ENGINE
3.0 dCi 120	Diesel	85	06/05->	ZD3 600	

Engine	Information	S10	T10	T20 - T23	T22 - T25
All engines		7.0166			
All engines	COL:black, Conn. nr. 2			7.1148 T20	

S10	OIL PRESSURE WARNING LIGHT SWITCH	T10	REVERSING LIGHT SWITCH	T20	BRAKE LIGHT SWITCH
T22	SWITCH CLUTCH CONTROL (CRUISE CONTROL)	T23	SWITCH BRAKE ACTUATION (ENGINE TIMING)	T25	SWITCH CLUTCH CONTROL (ENGINE CONTROL)

FUNCTIONS ON THE VEHICLE

Vehicle	alim.	kW	Date	Engine	 S10	 T10	 T20 - T23	 T22 - T25
---------	-------	----	------	--------	---	---	--	---

ENGINE				
3.0 dCi 140	Diesel	100	10/03->	ZD3 200, ZD3 202

Engine	Information	S10	T10	T20 - T23	T22 - T25
Eng. ZD3 202	see connection type	7.0042			
All engines	see connection type	7.0166			
Eng. ZD3 202			7.6096		7.1150 T22
All engines	COL:black, Conn. nr. 2, pole nr. 2			7.1148 T20	
All engines	COL:white, pole nr. 4			7.1149 T20	
All engines	COL:grey				7.1150 T25

ENGINE				
3.0 dCi 160	Diesel	115	06/05->	ZD3 604

Engine	Information	S10	T10	T20 - T23	T22 - T25
All engines		7.0166			
All engines	COL:black, Conn. nr. 2			7.1148 T20	

MASTER III

ENGINE				
2.3 dCi	Diesel	107	07/15->	M9T 706

Engine	Information	S10	T10	T20 - T23	T22 - T25
All engines	COL:blue, switch press. 0.6 bar, thread M14X1.5	7.0178			
All engines	COL:green, Conn. nr. 3, spanner size 24, thread 14x1.5		7.6245		
All engines			7.6271		
All engines	BITRON, COL:white			7.1225 T20	
All engines	COL:green				7.1223 T25
All engines	COL:green				7.1223 T25

ENGINE				
2.3 dCi	Diesel	110	03/13->	M9T 694, M9T 696, M9T 698

Engine	Information	S10	T10	T20 - T23	T22 - T25
Eng. M9T 696	COL:blue, switch press. 0.6 bar, thread M14X1.5	7.0178			
All engines	COL:pale blue, Conn. nr. 2		7.6271		
All engines	BITRON, COL:white			7.1225 T20	
All engines	COL:green				7.1223 T25
All engines	COL:grey				7.1224 T22

ENGINE				
2.3 dCi	Diesel	120	07/15->	M9T 706

Engine	Information	S10	T10	T20 - T23	T22 - T25
All engines	COL:blue, switch press. 0.6 bar, thread M14X1.5	7.0178			
All engines	COL:green, Conn. nr. 3, spanner size 24, thread 14x1.5		7.6245		
All engines			7.6271		
All engines	BITRON, COL:white			7.1225 T20	
All engines	COL:green				7.1223 T22, T25

ENGINE				
2.3 dCi	Diesel	74	02/10->	M9T872

Engine	Information	S10	T10	T20 - T23	T22 - T25
All engines	COL:blue, switch press. 0.6 bar, thread M14X1.5	7.0178			
All engines	BITRON, COL:white			7.1225 T20	
All engines	COL:green				7.1223 T25
All engines	COL:grey				7.1224 T22

ENGINE				
2.3 dCi	Diesel	92	10/12->	M9T 676

Engine	Information	S10	T10	T20 - T23	T22 - T25
All engines	COL:blue, switch press. 0.6 bar, thread M14X1.5	7.0178			
All engines	BITRON, COL:white			7.1225 T20	
All engines	COL:green				7.1223 T25
All engines	COL:grey				7.1224 T22

ENGINE				
2.3 dCi 100 FWD	Diesel	74	02/10->	M9T 670, M9T 672, M9T 676, M9T 870, M9T 890, M9T872

Engine	Information	S10	T10	T20 - T23	T22 - T25
All engines	COL:blue, switch press. 0.6 bar, thread M14X1.5	7.0178			
Eng. M9T 890	COL:green, pole nr. 2, see connection type		7.6096		
All engines	COL:green, Conn. nr. 3, pole nr. 3, spanner size 24, thread 14x1.5		7.6245		
Eng. M9T 890	COL:light blue, pole nr. 2, see connection type		7.6271		

S10 OIL PRESSURE WARNING LIGHT SWITCH	T10 REVERSING LIGHT SWITCH	T20 BRAKE LIGHT SWITCH
T22 SWITCH CLUTCH CONTROL (CRUISE CONTROL)	T23 SWITCH BRAKE ACTUATION (ENGINE TIMING)	T25 SWITCH CLUTCH CONTROL (ENGINE CONTROL)

FUNCTIONS ON THE VEHICLE

Vehicle	alim.	kW	Date	Engine	 S10	 T10	 T20 - T23	 T22 - T25
---------	-------	----	------	--------	---	---	--	---

ENGINE				
2.3 dCi 100 FWD	Diesel	74	02/10->	M9T 670, M9T 672, M9T 676, M9T 870, M9T 890, M9T872

Engine	Information	S10	T10	T20 - T23	T22 - T25
All engines	BITRON, COL:grey, COL:white			7.1225 T20	
All engines	COL:green, COL:grey, pole nr. 2				7.1223 T22
Eng. M9T 890	COL:blue, COL:grey, pole nr. 2				7.1224 T22
Eng. M9T 670, M9T 672, M9T 676, M9T 870, M9T872	COL:grey, LHD, RHD				7.1224 T25

ENGINE				
2.3 dCi 100 RWD	Diesel	74	02/10->	M9T 690, M9T 692, M9T 698, M9T 870, M9T 890, M9T892

Engine	Information	S10	T10	T20 - T23	T22 - T25
All engines	COL:blue, switch press. 0.6 bar, thread M14X1.5	7.0178			
Eng. M9T 692, M9T 870	COL:green, pole nr. 2, see connection type		7.6096		
Eng. M9T 692, M9T 870	pole nr. 3		7.6245		
All engines	COL:light blue, COL:pale blue, Conn. nr. 2, pole nr. 2, see connection type		7.6271		
All engines	BITRON, COL:grey, COL:white			7.1225 T20	
All engines	COL:green, COL:grey, pole nr. 2				7.1223 T22
Eng. M9T 692, M9T 870	COL:blue, COL:grey, pole nr. 2				7.1224 T22
Eng. M9T 690, M9T 698, M9T 890, M9T892	COL:grey, LHD, RHD				7.1224 T25

ENGINE				
2.3 dCi 110 FWD	Diesel	81	09/14->	M9T 870, M9T 890, M9T704

Engine	Information	S10	T10	T20 - T23	T22 - T25
All engines	COL:blue, switch press. 0.6 bar, thread M14X1.5	7.0178			
Eng. M9T 890	COL:green, pole nr. 2, see connection type		7.6096		
All engines	COL:green, Conn. nr. 3, pole nr. 3, spanner size 24, thread 14x1.5		7.6245		
All engines	COL:light blue, pole nr. 2, see connection type		7.6271		
All engines	BITRON, COL:grey, COL:white			7.1225 T20	
All engines	COL:green, COL:grey, pole nr. 2				7.1223 T22
Eng. M9T 870, M9T704	COL:green				7.1223 T25
All engines	COL:blue, COL:grey, LHD, pole nr. 2, RHD				7.1224 T22
Eng. M9T 870, M9T704	COL:grey, -start-stop function				7.1224 T25

ENGINE				
2.3 dCi 125 FWD	Diesel	92	02/10->	M9T 670, M9T 672, M9T 676, M9T 680, M9T 696, M9T 698, M9T 870, M9T 880, M9T 890, M9T 896, M9T876, M9T882

Engine	Information	S10	T10	T20 - T23	T22 - T25
All engines	COL:blue, switch press. 0.6 bar, thread M14X1.5	7.0178			
Eng. M9T 696, M9T 698, M9T 890, M9T 896	COL:green, pole nr. 2, see connection type		7.6096		
All engines	COL:green, Conn. nr. 3, pole nr. 3, spanner size 24, thread 14x1.5		7.6245		
Eng. M9T 696, M9T 698, M9T 890, M9T 896	COL:light blue, pole nr. 2, see connection type		7.6271		
All engines	BITRON, COL:grey, COL:white			7.1225 T20	
All engines	COL:green, COL:grey, pole nr. 2				7.1223 T22
Eng. M9T 670, M9T 672, M9T 676, M9T 680, M9T 870, M9T 880	COL:green, RHD				7.1223 T25
Eng. M9T 696, M9T 698, M9T 890, M9T 896	COL:blue, COL:grey, pole nr. 2				7.1224 T22
Eng. M9T 670, M9T 672, M9T 676, M9T 680, M9T 870, M9T 880, M9T876, M9T882	COL:grey, LHD, RHD				7.1224 T25

ENGINE				
2.3 dCi 125 RWD	Diesel	92	02/10->	M9T 686, M9T 690, M9T 692, M9T 696, M9T 698, M9T 870, M9T 890, M9T 896, M9T 898, M9T892

Engine	Information	S10	T10	T20 - T23	T22 - T25
All engines	COL:blue, switch press. 0.6 bar, thread M14X1.5	7.0178			
Eng. M9T 870	COL:green, pole nr. 2, see connection type		7.6096		
All engines	COL:green, Conn. nr. 3, pole nr. 3, spanner size 24, thread 14x1.5		7.6245		

S10 OIL PRESSURE WARNING LIGHT SWITCH	T10 REVERSING LIGHT SWITCH	T20 BRAKE LIGHT SWITCH
T22 SWITCH CLUTCH CONTROL (CRUISE CONTROL)	T23 SWITCH BRAKE ACTUATION (ENGINE TIMING)	T25 SWITCH CLUTCH CONTROL (ENGINE CONTROL)

FUNCTIONS ON THE VEHICLE

Vehicle	alim.	kW	Date	Engine	 S10	 T10	 T20 - T23	 T22 - T25
---------	-------	----	------	--------	---	---	--	---

ENGINE				
2.3 dCi 125 RWD	Diesel	92	02/10->	M9T 686, M9T 690, M9T 692, M9T 696, M9T 698, M9T 870, M9T 890, M9T 896, M9T 898, M9T892

Engine	Information	S10	T10	T20 - T23	T22 - T25
All engines	COL:light blue, COL:pale blue, Conn. nr. 2, pole nr. 2, see connection type		7.6271		
All engines	BITRON, COL:grey, COL:white			7.1225 T20	
All engines	COL:green, COL:grey, pole nr. 2				7.1223 T22
Eng. M9T 686, M9T 690, M9T 692, M9T 696, M9T 698, M9T 890, M9T 896, M9T 898, M9T892	COL:green				7.1223 T25
All engines	COL:blue, COL:grey, pole nr. 2				7.1224 T22
Eng. M9T 686, M9T 690, M9T 692, M9T 696, M9T 698, M9T 890, M9T 896, M9T 898, M9T892	COL:grey, LHD, RHD				7.1224 T25

ENGINE				
2.3 dCi 130 FWD	Diesel	96	03/12->	M9T704

Engine	Information	S10	T10	T20 - T23	T22 - T25
All engines	COL:blue, switch press. 0.6 bar, thread M14X1.5	7.0178			
All engines	COL:green, Conn. nr. 3, spanner size 24, thread 14x1.5		7.6245		
All engines			7.6271		
All engines	BITRON, COL:white			7.1225 T20	
All engines	COL:green				7.1223 T25

ENGINE				
2.3 dCi 130 RWD	Diesel	96	03/12->	M9T 710

Engine	Information	S10	T10	T20 - T23	T22 - T25
All engines	COL:blue, switch press. 0.6 bar, thread M14X1.5	7.0178			
All engines	COL:pale blue, Conn. nr. 2		7.6271		
All engines	BITRON, COL:white			7.1225 T20	
All engines	COL:green				7.1223 T25

ENGINE				
2.3 dCi 135 FWD	Diesel	100	07/14->	M9T 700, M9T 702

Engine	Information	S10	T10	T20 - T23	T22 - T25
All engines	COL:blue, switch press. 0.6 bar, thread M14X1.5	7.0178			
Eng. M9T 700	COL:green, pole nr. 2, see connection type		7.6096		
All engines	COL:green, Conn. nr. 3, pole nr. 3, spanner size 24, thread 14x1.5		7.6245		
Eng. M9T 700	COL:light blue, pole nr. 2, see connection type		7.6271		
All engines	BITRON, COL:grey, COL:white			7.1225 T20	
All engines	COL:green, COL:grey, pole nr. 2				7.1223 T22
Eng. M9T 702	COL:green				7.1223 T25
All engines	COL:blue, COL:grey, LHD, pole nr. 2, RHD				7.1224 T22
Eng. M9T 702	COL:grey, -start-stop function				7.1224 T25





ENGINE				
2.3 dCi 135 RWD	Diesel	100	07/14->	M9T 700, M9T 702

Engine	Information	S10	T10	T20 - T23	T22 - T25
All engines	COL:blue, switch press. 0.6 bar, thread M14X1.5	7.0178			
Eng. M9T 702	COL:green, pole nr. 2, see connection type		7.6096		
All engines	COL:green, Conn. nr. 3, pole nr. 3, spanner size 24, thread 14x1.5		7.6245		
All engines	COL:light blue, COL:pale blue, Conn. nr. 2, pole nr. 2, see connection type		7.6271		
All engines	BITRON, COL:grey, COL:white			7.1225 T20	
All engines	COL:green, COL:grey, pole nr. 2				7.1223 T22
Eng. M9T 700	COL:green				7.1223 T25
All engines	COL:blue, COL:grey, LHD, pole nr. 2, RHD				7.1224 T22
Eng. M9T 700	COL:grey, -start-stop function				7.1224 T25

ENGINE				
2.3 dCi 145 FWD	Diesel	107	02/10->	M9T 672, M9T 678, M9T 680, M9T 694, M9T 696, M9T 698, M9T 706, M9T 896, M9T708

Engine	Information	S10	T10	T20 - T23	T22 - T25
All engines	COL:blue, switch press. 0.6 bar, thread M14X1.5	7.0178			
Eng. M9T 694, M9T 696, M9T 698, M9T 896	COL:green, pole nr. 2, see connection type		7.6096		

S10 OIL PRESSURE WARNING LIGHT SWITCH	T10 REVERSING LIGHT SWITCH	T20 BRAKE LIGHT SWITCH
T22 SWITCH CLUTCH CONTROL (CRUISE CONTROL)	T23 SWITCH BRAKE ACTUATION (ENGINE TIMING)	T25 SWITCH CLUTCH CONTROL (ENGINE CONTROL)

				FUNCTIONS ON THE VEHICLE				
Vehicle	alim.	kW	Date	Engine	 S10	 T10	 T20 - T23	 T22 - T25

ENGINE				
2.3 dCi 145 FWD	Diesel	107	02/10->	M9T 672, M9T 678, M9T 680, M9T 694, M9T 696, M9T 698, M9T 706, M9T 896, M9T708

Engine	Information	S10	T10	T20 - T23	T22 - T25
Eng. M9T 672, M9T 680, M9T 694, M9T 696, M9T 698, M9T 706, M9T 896	COL:green, Conn. nr. 3, pole nr. 3, spanner size 24, thread 14x1.5		7.6245		
Eng. M9T 694, M9T 696, M9T 698, M9T 896	COL:light blue, pole nr. 2, see connection type		7.6271		
All engines	BITRON, COL:grey, COL:white			7.1225 T20	
All engines	COL:green, COL:grey, pole nr. 2				7.1223 T22
Eng. M9T 672, M9T 678, M9T 680, M9T 706, M9T708	COL:green				7.1223 T25
All engines	COL:blue, COL:grey, LHD, pole nr. 2, RHD				7.1224 T22
Eng. M9T 672, M9T 678, M9T 680, M9T 706, M9T708	COL:grey, LHD, RHD				7.1224 T25

ENGINE				
2.3 dCi 145 RWD	Diesel	107	02/10->	M9T 694, M9T 696, M9T 698, M9T 710, M9T 896

Engine	Information	S10	T10	T20 - T23	T22 - T25
All engines	COL:blue, switch press. 0.6 bar, thread M14X1.5	7.0178			
Eng. M9T 698	COL:green, Conn. nr. 3, HV0J, spanner size 24, thread 14x1.5		7.6245		
All engines	COL:pale blue, Conn. nr. 2, HV0F/HV0J, HV0J/UV0F		7.6271		
All engines	BITRON, COL:white			7.1225 T20	
All engines	COL:green				7.1223 T22
All engines	COL:grey, LHD, RHD				7.1224 T25

ENGINE				
2.3 dCi 150 FWD	Diesel	110	10/12->	M9T 880, M9T 898

Engine	Information	S10	T10	T20 - T23	T22 - T25
All engines	COL:blue, switch press. 0.6 bar, thread M14X1.5	7.0178			
Eng. M9T 898	COL:green, pole nr. 2, see connection type		7.6096		
All engines	COL:green, Conn. nr. 3, pole nr. 3, spanner size 24, thread 14x1.5		7.6245		
Eng. M9T 898	COL:light blue, pole nr. 2, see connection type		7.6271		
All engines	BITRON, COL:grey, COL:white			7.1225 T20	
All engines	COL:green, COL:grey, pole nr. 2				7.1223 T22
Eng. M9T 880	COL:green				7.1223 T25
All engines	COL:blue, COL:grey, LHD, pole nr. 2, RHD				7.1224 T22
Eng. M9T 880	COL:grey, -start-stop function				7.1224 T25


ENGINE				
2.3 dCi 150 RWD	Diesel	110	03/13->	M9T 694, M9T 696, M9T 698, M9T 880, M9T 898

Engine	Information	S10	T10	T20 - T23	T22 - T25
Eng. M9T 880, M9T 898		7.0178			
Eng. M9T 880	COL:green, pole nr. 2, see connection type		7.6096		
Eng. M9T 880	pole nr. 3		7.6245		
All engines	COL:light blue, COL:pale blue, Conn. nr. 2, pole nr. 2, see connection type		7.6271		
All engines	BITRON, COL:grey, COL:white			7.1225 T20	
Eng. M9T 694, M9T 696, M9T 880, M9T 898	COL:green, COL:grey, pole nr. 2				7.1223 T22
Eng. M9T 694, M9T 696, M9T 698	COL:green				7.1223 T25
Eng. M9T 694, M9T 696, M9T 698, M9T 880	COL:blue, COL:grey, pole nr. 2				7.1224 T22
Eng. M9T 694, M9T 696, M9T 898	COL:grey				7.1224 T25

ENGINE				
2.3 dCi 165 FWD	Diesel	120	07/14->	M9T 700, M9T 702

Engine	Information	S10	T10	T20 - T23	T22 - T25
All engines	COL:blue, switch press. 0.6 bar, thread M14X1.5	7.0178			
Eng. M9T 700	COL:green, pole nr. 2, see connection type		7.6096		
All engines	COL:green, Conn. nr. 3, pole nr. 3, spanner size 24, thread 14x1.5		7.6245		
Eng. M9T 700	COL:light blue, pole nr. 2, see connection type		7.6271		
All engines	BITRON, COL:grey, COL:white			7.1225 T20	
All engines	COL:green, COL:grey, pole nr. 2				7.1223 T22
Eng. M9T 702	COL:green				7.1223 T25
All engines	COL:blue, COL:grey, LHD, pole nr. 2, RHD				7.1224 T22

S10	OIL PRESSURE WARNING LIGHT SWITCH	T10	REVERSING LIGHT SWITCH	T20	BRAKE LIGHT SWITCH
T22	SWITCH CLUTCH CONTROL (CRUISE CONTROL)	T23	SWITCH BRAKE ACTUATION (ENGINE TIMING)	T25	SWITCH CLUTCH CONTROL (ENGINE CONTROL)

Vehicle	alim.	kW	Date	Engine	 S10	 T10	 T20 - T23	 T22 - T25
---------	-------	----	------	--------	---	---	--	---

				ENGINE
2.3 dCi 165 FWD	Diesel	120	07/14->	M9T 700, M9T 702

Engine	Information	S10	T10	T20 - T23	T22 - T25
Eng. M9T 702	COL:grey, -start-stop function				7.1224 T25

				ENGINE
2.3 dCi 165 RWD	Diesel	120	07/14->	M9T 700, M9T 702, M9T 710

Engine	Information	S10	T10	T20 - T23	T22 - T25
All engines	COL:blue, switch press. 0.6 bar, thread M14X1.5	7.0178			
Eng. M9T 702	COL:green, pole nr. 2, see connection type		7.6096		
Eng. M9T 700, M9T 702	COL:green, Conn. nr. 3, pole nr. 3, spanner size 24, thread 14x1.5		7.6245		
Eng. M9T 700, M9T 702	COL:light blue, COL:pale blue, Conn. nr. 2, pole nr. 2, see connection type		7.6271		
All engines	BITRON, COL:grey, COL:white			7.1225 T20	
Eng. M9T 700, M9T 702	COL:green, COL:grey, pole nr. 2				7.1223 T22
Eng. M9T 700, M9T 710	COL:green				7.1223 T25
All engines	COL:blue, COL:grey, LHD, pole nr. 2, RHD				7.1224 T22
Eng. M9T 700	COL:grey, -start-stop function				7.1224 T25

				ENGINE
2.3 dCi 170 FWD	Diesel	125	07/15->	M9T 706

Engine	Information	S10	T10	T20 - T23	T22 - T25
All engines	COL:blue, switch press. 0.6 bar, thread M14X1.5	7.0178			
All engines	COL:green, Conn. nr. 3, spanner size 24, thread 14x1.5		7.6245		
All engines			7.6271		
All engines	BITRON, COL:white			7.1225 T20	
All engines	COL:green				7.1223 T22, T25
All engines	COL:grey, -start-stop function				7.1224 T25

				ENGINE
Z.E.	Electric	57	03/18->	5AQ 604

Engine	Information	S10	T10	T20 - T23	T22 - T25
All engines	BITRON, COL:white			7.1225 T20	

				ENGINE
2.8 dCi	Diesel	103	06/05-04/10	S9W212

Engine	Information	S10	T10	T20 - T23	T22 - T25
All engines	COL:black, Conn. nr. 2			7.1148 T20	

				ENGINE
2.8 dCi	Diesel	78	06/05-04/10	S9W206

Engine	Information	S10	T10	T20 - T23	T22 - T25
All engines	COL:black, Conn. nr. 2			7.1148 T20	

				ENGINE
2.8 dCi	Diesel	92	06/05-04/10	S9W208

Engine	Information	S10	T10	T20 - T23	T22 - T25
All engines	COL:black, Conn. nr. 2			7.1148 T20	

				ENGINE
3.0 dCi	Diesel	110	06/05-04/10	ZD3608

Engine	Information	S10	T10	T20 - T23	T22 - T25
All engines		7.0166			
All engines	COL:black, Conn. nr. 2			7.1148 T20	

				ENGINE
3.0 dCi	Diesel	96	06/05-04/10	ZD3 606

Engine	Information	S10	T10	T20 - T23	T22 - T25
All engines		7.0166			
All engines	COL:black, Conn. nr. 2			7.1148 T20	

				ENGINE
1.2 Tce	Petrol	85	09/12-08/15	H5F 400

Engine	Information	S10	T10	T20 - T23	T22 - T25
All engines	COL:green, Conn. nr. 3, spanner size 24, thread 14x1.5		7.6245		
All engines	COL:white			7.1275 T20	
All engines	COL:green				7.1223 T22

S10	OIL PRESSURE WARNING LIGHT SWITCH	T10	REVERSING LIGHT SWITCH	T20	BRAKE LIGHT SWITCH
T22	SWITCH CLUTCH CONTROL (CRUISE CONTROL)	T23	SWITCH BRAKE ACTUATION (ENGINE TIMING)	T25	SWITCH CLUTCH CONTROL (ENGINE CONTROL)

FUNCTIONS ON THE VEHICLE

Vehicle	alim.	kW	Date	Engine	 S10	 T10	 T20 - T23	 T22 - T25
---------	-------	----	------	--------	---	---	--	---

ENGINE				
1.2 Tce	Petrol	97	01/13->	HSF 404

Engine	Information	S10	T10	T20 - T23	T22 - T25
All engines	COL:green, Conn. nr. 3, spanner size 24, thread 14x1.5		7.6245		
All engines	COL:white			7.1275 T20	
All engines	COL:green				7.1223 T25
All engines	COL:blue				7.1274 T22

ENGINE				
1.4 Tce	Petrol	96	06/10->	H4J 700

Engine	Information	S10	T10	T20 - T23	T22 - T25
All engines	COL:green, Conn. nr. 3, spanner size 24, thread 14x1.5		7.6245		
All engines	COL:white			7.1275 T20	
All engines	COL:blue				7.1274 T22

ENGINE				
1.5 dCi	Diesel	78	06/10-08/15	K9K 832

Engine	Information	S10	T10	T20 - T23	T22 - T25
All engines	COL:blue, switch press. 0.6 bar, thread M14X1.5	7.0178			
All engines	COL:green, Conn. nr. 3, spanner size 24, thread 14x1.5		7.6245		
All engines	COL:white			7.1275 T20	
All engines	COL:blue				7.1274 T22

ENGINE				
1.5 dCi	Diesel	81	06/10->	K9K 636, K9K 836, K9K 837

Engine	Information	S10	T10	T20 - T23	T22 - T25
All engines	COL:blue, switch press. 0.6 bar, thread M14X1.5	7.0178			
All engines	COL:green, Conn. nr. 3, spanner size 24, thread 14x1.5		7.6245		
All engines	COL:white			7.1275 T20	
All engines	COL:green				7.1223 T25
All engines	COL:blue, -start-stop function				7.1274 T22

ENGINE				
1.6 16V	Petrol	81	06/10->	K4M 858

Engine	Information	S10	T10	T20 - T23	T22 - T25
All engines	COL:blue, switch press. 0.6 bar, thread M14X1.5	7.0178			
All engines	COL:green, Conn. nr. 3, spanner size 24, thread 14x1.5		7.6245		
All engines	COL:white			7.1275 T20	
All engines	COL:blue				7.1274 T22

ENGINE				
1.6 16V Hi-Flex	Petrol/ Ethanol	81	06/10->	K4M 866

Engine	Information	S10	T10	T20 - T23	T22 - T25
All engines	COL:blue, switch press. 0.6 bar, thread M14X1.5	7.0178			
All engines	COL:green, Conn. nr. 3, spanner size 24, thread 14x1.5		7.6245		
All engines	COL:white			7.1275 T20	
All engines	COL:blue				7.1274 T22

ENGINE				
1.6 dCi	Diesel	96	04/11->	R9M 402

Engine	Information	S10	T10	T20 - T23	T22 - T25
All engines	COL:blue, switch press. 0.6 bar, thread M14X1.5	7.0178			
All engines	COL:green, Conn. nr. 3, spanner size 24, thread 14x1.5		7.6245		
All engines	COL:white			7.1275 T20	
All engines	COL:green				7.1223 T22
All engines	COL:blue, -start-stop function				7.1274 T25


ENGINE				
1.9 dCi	Diesel	96	06/10->	F9Q 870, F9Q 872

Engine	Information	S10	T10	T20 - T23	T22 - T25
All engines	COL:blue, switch press. 0.6 bar, thread M14X1.5	7.0178			
All engines	COL:green, Conn. nr. 3, spanner size 24, thread 14x1.5		7.6245		
All engines	COL:white			7.1275 T20	
All engines	COL:blue				7.1274 T22

ENGINE				
2.0 CVT	Petrol	103	06/10->	M4R 711, M4R 713

Engine	Information	S10	T10	T20 - T23	T22 - T25
All engines	COL:white			7.1275 T20	

S10	OIL PRESSURE WARNING LIGHT SWITCH	T10	REVERSING LIGHT SWITCH	T20	BRAKE LIGHT SWITCH
T22	SWITCH CLUTCH CONTROL (CRUISE CONTROL)	T23	SWITCH BRAKE ACTUATION (ENGINE TIMING)	T25	SWITCH CLUTCH CONTROL (ENGINE CONTROL)

Vehicle	alim.	kW	Date	Engine	 S10	 T10	 T20 - T23	 T22 - T25
---------	-------	----	------	--------	---	---	--	---

				ENGINE
2.0 dCi	Diesel	118	06/10->	M9R 610

Engine	Information	S10	T10	T20 - T23	T22 - T25
All engines	COL:blue, switch press. 0.6 bar, thread M14X1.5	7.0178			
All engines	COL:green, Conn. nr. 3, spanner size 24, thread 14x1.5		7.6245		
All engines	COL:white			7.1275	T20
All engines	COL:blue				7.1274 T22

				ENGINE
2.0 Tce	Petrol	132	06/10->	F4R 870, F4R 872

Engine	Information	S10	T10	T20 - T23	T22 - T25
All engines	COL:blue, switch press. 0.6 bar, thread M14X1.5	7.0178			
All engines	COL:green, Conn. nr. 3, spanner size 24, thread 14x1.5		7.6245		
All engines	COL:white			7.1275	T20
Eng. F4R 870	COL:green, COL:grey, see connection type				7.1223 T22
All engines	COL:blue, COL:grey, see connection type				7.1274 T22

				ENGINE
2.0 Turbo	Petrol	195	10/11->	F4R 874

Engine	Information	S10	T10	T20 - T23	T22 - T25
All engines		7.0178	7.6245	7.1275	T20
All engines	COL:green, COL:grey, see connection type				7.1223 T22
All engines	COL:blue, COL:grey, see connection type				7.1274 T22

MEGANE I

				ENGINE
1.4	Petrol	55	09/96-08/03	E7J 626, E7J 764

Engine	Information	S10	T10	T20 - T23	T22 - T25
All engines	COL:milk white, spanner size 21, switch press. 0.3 bar, thread M14x1.5, without cable	7.0076			
All engines			7.6096		
All engines	+automatic transmission			7.1131	T20

				ENGINE
1.4	Petrol	70	04/01-07/03	K4J 714, K4J 750

Engine	Information	S10	T10	T20 - T23	T22 - T25
All engines	COL:green, switch press. 0.2 bar	7.0131			
All engines				7.1131	T20

				ENGINE
1.4 16V	Petrol	70	03/99-08/03	K4J 700, K4J 714, K4J 750

Engine	Information	S10	T10	T20 - T23	T22 - T25
All engines	COL:green, switch press. 0.2 bar	7.0131			
Eng. K4J 714, K4J 750			7.6096	7.1131	T20
Eng. K4J 750					7.1115 T22

				ENGINE
1.4 16V	Petrol	71	05/99-11/02	K4J 710, K4J 711, K4J 712, K4J 713

Engine	Information	S10	T10	T20 - T23	T22 - T25
Eng. K4J 712, K4J 713		7.0131			
Eng. K4J 710, K4J 711		7.0151			
All engines			7.6096	7.1131	T20

				ENGINE
1.4 16V	Petrol	72	11/00-08/03	K4J 732

Engine	Information	S10	T10	T20 - T23	T22 - T25
All engines		7.0151	7.6096	7.1131	T20

				ENGINE
1.4 e	Petrol	55	01/96-08/03	E7J 626, E7J 764





Engine	Information	S10	T10	T20 - T23	T22 - T25
All engines	COL:milk white, spanner size 21, switch press. 0.3 bar, thread M14x1.5, without cable	7.0076			
All engines			7.6096		
All engines	+automatic transmission			7.1131	T20

				ENGINE
1.4 Eco	Petrol	52	01/96-03/99	E7J 624

Engine	Information	S10	T10	T20 - T23	T22 - T25
All engines	COL:milk white, spanner size 21, switch press. 0.3 bar, thread M14x1.5, without cable	7.0076			
All engines				7.1131	T20

S10	OIL PRESSURE WARNING LIGHT SWITCH	T10	REVERSING LIGHT SWITCH	T20	BRAKE LIGHT SWITCH
T22	SWITCH CLUTCH CONTROL (CRUISE CONTROL)	T23	SWITCH BRAKE ACTUATION (ENGINE TIMING)	T25	SWITCH CLUTCH CONTROL (ENGINE CONTROL)

FUNCTIONS ON THE VEHICLE

Vehicle	alim.	kW	Date	Engine	 S10	 T10	 T20 - T23	 T22 - T25
ENGINE								
1.5 dCi	Diesel	63	03/10-08/15	K9K 830				
Engine	Information			S10	T10	T20 - T23	T22 - T25	
All engines	COL:blue, switch press. 0.6 bar, thread M14X1.5			7.0178				
All engines	COL:green, Conn. nr. 3, spanner size 24, thread 14x1.5				7.6245			
All engines	COL:white					7.1275	T20	
All engines	COL:blue						7.1274 T22	
ENGINE								
1.5 dCi	Diesel	66	11/08-08/15	K9K 834				
Engine	Information			S10	T10	T20 - T23	T22 - T25	
All engines	COL:blue, switch press. 0.6 bar, thread M14X1.5			7.0178				
All engines	COL:green, Conn. nr. 3, spanner size 24, thread 14x1.5				7.6245			
All engines	COL:white					7.1275	T20	
All engines	COL:green						7.1223 T25	
All engines	COL:blue, -start-stop function						7.1274 T22	
ENGINE								
1.5 dCi	Diesel	74	08/03-02/08	K9K 728				
Engine	Information			S10	T10	T20 - T23	T22 - T25	
All engines	COL:grey, switch press. 0.5 bar, thread M14X1.5			7.0151				
All engines	COL:blue, switch press. 0.6 bar, thread M14X1.5			7.0178				
All engines	COL:green, Conn. nr. 3, spanner size 24, thread 14x1.5				7.6245			
All engines	BITRON, COL:white					7.1225	T20	
All engines	COL:grey						7.1224 T22	
ENGINE								
1.5 dCi	Diesel	76	01/07-03/09	K9K 734				
Engine	Information			S10	T10	T20 - T23	T22 - T25	
All engines	COL:grey, switch press. 0.5 bar, thread M14X1.5			7.0151				
All engines	COL:blue, switch press. 0.6 bar, thread M14X1.5			7.0178				
All engines	COL:green, Conn. nr. 3, spanner size 24, thread 14x1.5				7.6245			
All engines	BITRON, COL:white					7.1225	T20	
All engines	COL:grey						7.1224 T22	
ENGINE								
1.5 dCi	Diesel	78	05/05-08/15	K9K 732, K9K 832				
Engine	Information			S10	T10	T20 - T23	T22 - T25	
All engines	COL:blue, switch press. 0.6 bar, thread M14X1.5			7.0178				
All engines	COL:green, Conn. nr. 3, spanner size 24, thread 14x1.5				7.6245			
Eng. K9K 732	BITRON, COL:white					7.1225	T20	
Eng. K9K 832	COL:white					7.1275	T20	
Eng. K9K 732	COL:grey						7.1224 T22	
Eng. K9K 832	COL:blue						7.1274 T22	
ENGINE								
1.5 dCi	Diesel	81	01/09-08/15	K9K 636, K9K 836, K9K 837, K9K 846				
Engine	Information			S10	T10	T20 - T23	T22 - T25	
All engines	COL:blue, switch press. 0.6 bar, thread M14X1.5			7.0178				
All engines	COL:green, Conn. nr. 3, spanner size 24, thread 14x1.5				7.6245			
All engines	COL:white					7.1275	T20	
All engines	COL:green						7.1223 T25	
All engines	COL:blue, -start-stop function						7.1274 T22	
ENGINE								
1.6	Petrol	64	02/00-09/00	K7M 704				
Engine	Information			S10	T10	T20 - T23	T22 - T25	
All engines	COL:milk white, spanner size 21, switch press. 0.3 bar, thread M14x1.5, without cable			7.0076				
All engines					7.6096	7.1131	T20	
ENGINE								
1.6	Petrol	79	04/01-07/03	K4M 700, K4M 701, K4M 708, K4M 709				
Engine	Information			S10	T10	T20 - T23	T22 - T25	
All engines	COL:green, switch press. 0.2 bar			7.0131				

S10	OIL PRESSURE WARNING LIGHT SWITCH	T10	REVERSING LIGHT SWITCH	T20	BRAKE LIGHT SWITCH
T22	SWITCH CLUTCH CONTROL (CRUISE CONTROL)	T23	SWITCH BRAKE ACTUATION (ENGINE TIMING)	T25	SWITCH CLUTCH CONTROL (ENGINE CONTROL)

FUNCTIONS ON THE VEHICLE

Vehicle	alim.	kW	Date	Engine	 S10	 T10	 T20 - T23	 T22 - T25
---------	-------	----	------	--------	---	---	--	---

ENGINE				
1.6	Petrol	82	10/03-01/06	K4M 760

Engine	Information	S10	T10	T20 - T23	T22 - T25
All engines	COL:grey, switch press. 0.5 bar, thread M14X1.5	7.0151			
All engines	COL:blue, switch press. 0.6 bar, thread M14X1.5	7.0178			
All engines	COL:green, Conn. nr. 3, spanner size 24, thread 14x1.5		7.6245		
All engines	BITRON, COL:white			7.1225	T20
All engines	COL:grey				7.1224 T22

ENGINE				
1.6 16V	Petrol	0	11/97->	K4M 743

Engine	Information	S10	T10	T20 - T23	T22 - T25
All engines	COL:green	7.0131			
All engines	COL:grey	7.0151			
All engines			7.6096	7.1131	T20

ENGINE				
1.6 16V	Petrol	66	11/97->	K4M 734, K4M 740, K4M 742, K4M 744, K4M 745

Engine	Information	S10	T10	T20 - T23	T22 - T25
Eng. K4M 734, K4M 740, K4M 742	COL:green	7.0131			
Eng. K4M 742, K4M 744, K4M 745	COL:grey	7.0151			
All engines			7.6096	7.1131	T20

ENGINE				
1.6 16V	Petrol	70	06/01->	K4M 750, K4M 752, K4M 753

Engine	Information	S10	T10	T20 - T23	T22 - T25
Eng. K4M 752	COL:green	7.0131			
All engines	COL:grey	7.0151			
All engines			7.6096		
All engines	pole nr. 2, pole nr. 3			7.1131	T20
All engines	pole nr. 4			7.1275	T20

ENGINE				
1.6 16V	Petrol	79	11/97->	K4M 700, K4M 701, K4M 704, K4M 706, K4M 708, K4M 709, K4M 710, K4M 712, K4M 714, K4M 720, K4M 724, K4M 730, K4M 748

Engine	Information	S10	T10	T20 - T23	T22 - T25
Eng. K4M 700, K4M 701, K4M 704, K4M 706, K4M 708, K4M 709, K4M 712, K4M 720, K4M 724, K4M 730, K4M 748	COL:green, switch press. 0.2 bar	7.0131			
Eng. K4M 710, K4M 714		7.0151			
Eng. K4M 706	COL:blue, switch press. 0.6 bar, thread M14X1.5	7.0178			
Eng. K4M 704, K4M 706, K4M 709, K4M 710, K4M 712, K4M 714, K4M 720, K4M 724, K4M 730, K4M 748			7.6096		
All engines	pole nr. 2, pole nr. 3			7.1131	T20
All engines	pole nr. 4			7.1275	T20
Eng. K4M 700, K4M 701					7.1115 T22

ENGINE				
1.6 16V	Petrol	83	11/00->	K4M 761, K4M 764





Engine	Information	S10	T10	T20 - T23	T22 - T25
All engines		7.0151	7.6096		
All engines	pole nr. 2, pole nr. 3			7.1131	T20
All engines	pole nr. 4			7.1275	T20

ENGINE				
1.6 BiFuel	Petrol/ Petro- leum Gas (LPG)	66	10/96-10/99	K7M 702

Engine	Information	S10	T10	T20 - T23	T22 - T25
All engines	COL:milk white, spanner size 21, switch press. 0.3 bar, thread M14x1.5, without cable	7.0076			
All engines	COL:black, Conn. nr. 2			7.1148	T20
All engines	COL:white			7.1149	T20
All engines	COL:blue			7.1195	T20





S10 OIL PRESSURE WARNING LIGHT SWITCH	T10 REVERSING LIGHT SWITCH	T20 BRAKE LIGHT SWITCH
T22 SWITCH CLUTCH CONTROL (CRUISE CONTROL)	T23 SWITCH BRAKE ACTUATION (ENGINE TIMING)	T25 SWITCH CLUTCH CONTROL (ENGINE CONTROL)

FUNCTIONS ON THE VEHICLE

Vehicle	alim.	kW	Date	Engine	 S10	 T10	 T20 - T23	 T22 - T25
ENGINE								
1.6 BiFuel	Petrol/ Petro- leum Gas (LPG)	66	10/96-10/99	K7M 702				
Engine					S10	T10	T20 - T23	T22 - T25
All engines							7.1223 T20	
All engines								7.1150 T25
ENGINE								
1.6 BiFuel	Petrol/ Petro- leum Gas (LPG)	79	10/00-07/03	K4M 712				
Engine					S10	T10	T20 - T23	T22 - T25
All engines					7.0131			
All engines							7.1148 T20	
All engines							7.1149 T20	
All engines							7.1195 T20	
All engines							7.1223 T20	
All engines								7.1150 T25
ENGINE								
1.6 BiFuel	Petrol/ Petro- leum Gas (LPG)	80	03/99-07/03	K4M 704, K4M 712				
Engine					S10	T10	T20 - T23	T22 - T25
All engines					7.0131			
All engines							7.1148 T20	
All engines							7.1149 T20	
All engines							7.1195 T20	
All engines							7.1223 T20	
All engines								7.1150 T25
ENGINE								
1.6 BiFuel	Petrol/ Petro- leum Gas (LPG)	81	05/09-08/15	K4M 858				
Engine					S10	T10	T20 - T23	T22 - T25
All engines					7.0178			
All engines						7.6245		
All engines							7.1275 T20	
All engines								7.1223 T25
All engines								7.1274 T22
ENGINE								
1.6 e	Petrol	66	01/96-08/03	K7M 702, K7M 703, K7M 790				
Engine					S10	T10	T20 - T23	T22 - T25
All engines					7.0076			
All engines						7.6096	7.1131 T20	
ENGINE								
1.6 i	Petrol	55	01/96-03/99	K7M 720, K7M 790				
Engine					S10	T10	T20 - T23	T22 - T25
All engines					7.0076			
Eng. K7M 720						7.6096	7.1131 T20	
ENGINE								
1.6 LPG	Petrol/ Petro- leum Gas (LPG)	66	08/95-03/99	K7M 702				
Engine					S10	T10	T20 - T23	T22 - T25
All engines					7.0076			
All engines							7.1148 T20	
All engines							7.1149 T20	
All engines							7.1195 T20	
All engines							7.1223 T20	
All engines								7.1150 T25

S10	OIL PRESSURE WARNING LIGHT SWITCH	T10	REVERSING LIGHT SWITCH	T20	BRAKE LIGHT SWITCH
T22	SWITCH CLUTCH CONTROL (CRUISE CONTROL)	T23	SWITCH BRAKE ACTUATION (ENGINE TIMING)	T25	SWITCH CLUTCH CONTROL (ENGINE CONTROL)

FUNCTIONS ON THE VEHICLE

Vehicle	alim.	kW	Date	Engine	 S10	 T10	 T20 - T23	 T22 - T25
---------	-------	----	------	--------	---	---	--	---

ENGINE				
1.6 LPG	Petrol/ Petro- leum Gas (LPG)	80	10/00-08/02	K4M 704

Engine	Information	S10	T10	T20 - T23	T22 - T25
All engines	COL:green, switch press. 0.2 bar	7.0131			
All engines	COL:black, Conn. nr. 2			7.1148 T20	
All engines	COL:white			7.1149 T20	
All engines	COL:blue			7.1195 T20	
All engines	COL:green			7.1223 T20	
All engines	COL:grey				7.1150 T25

ENGINE				
1.6 VVT	Petrol	84	01/13-08/15	K4M 858

Engine	Information	S10	T10	T20 - T23	T22 - T25
All engines	COL:blue, switch press. 0.6 bar, thread M14X1.5	7.0178			
All engines	COL:white			7.1275 T20	

ENGINE				
1.8	Petrol	85	04/01-07/03	F4P 722

Engine	Information	S10	T10	T20 - T23	T22 - T25
All engines	COL:green, switch press. 0.2 bar	7.0131			
All engines				7.1131 T20	

ENGINE				
1.8 16V	Petrol	0	01/99-11/02	F4P 260, F4P 261

Engine	Information	S10	T10	T20 - T23	T22 - T25
All engines		7.0131	7.6096	7.1131 T20	

ENGINE				
1.8 16V	Petrol	85	01/99-08/03	F4P 720, F4P 722, F4P 772, F4P 774, F4P 775

Engine	Information	S10	T10	T20 - T23	T22 - T25
Eng. F4P 720, F4P 722	COL:green, switch press. 0.2 bar	7.0131			
Eng. F4P 772, F4P 774, F4P 775		7.0151	7.6096		
All engines				7.1131 T20	

ENGINE				
1.8 16V	Petrol	88	07/00-10/02	F4P 760, F4P 770

Engine	Information	S10	T10	T20 - T23	T22 - T25
Eng. F4P 770		7.0151			
All engines			7.6096	7.1131 T20	

ENGINE				
1.8 16V	Petrol	89	01/99-11/02	F4P 771

Engine	Information	S10	T10	T20 - T23	T22 - T25
All engines		7.0151	7.6096	7.1131 T20	

ENGINE				
1.9	Diesel	40	03/98->	F8Q 662





Engine	Information	S10	T10	T20 - T23	T22 - T25
All engines	-> 25/08/97	7.0110			
All engines	25/08/97 ->	7.0131			
All engines			7.6096	7.1131 T20	

ENGINE				
1.9	Diesel	47	08/95->	F8Q 620, F8Q 622, F8Q 624, F8Q 630

Engine	Information	S10	T10	T20 - T23	T22 - T25
Eng. F8Q 620, F8Q 624	-> 01/08/97, COL:green, spanner size 21, switch press. 0.2 bar, thread M18x1.5	7.0075			
Eng. F8Q 630	-> 25/08/97	7.0110			
Eng. F8Q 622, F8Q 624, F8Q 630	01/09/97 ->, 25/08/97 ->, COL:green, switch press. 0.2 bar	7.0131			
Eng. F8Q 630			7.6096		
All engines				7.1131 T20	
Eng. F8Q 620, F8Q 622, F8Q 624					7.1115 T22





S10	OIL PRESSURE WARNING LIGHT SWITCH	T10	REVERSING LIGHT SWITCH	T20	BRAKE LIGHT SWITCH
T22	SWITCH CLUTCH CONTROL (CRUISE CONTROL)	T23	SWITCH BRAKE ACTUATION (ENGINE TIMING)	T25	SWITCH CLUTCH CONTROL (ENGINE CONTROL)

FUNCTIONS ON THE VEHICLE

Vehicle	alim.	kW	Date	Engine	 S10	 T10	 T20 - T23	 T22 - T25
ENGINE								
1.9 D	Diesel	47	09/96-08/03	F8Q 620, F8Q 622, F8Q 624, F8Q 790				
Engine	Information			S10	T10	T20 - T23	T22 - T25	
Eng. F8Q 620, F8Q 624	-> 01/08/97, COL:green, spanner size 21, switch press. 0.2 bar, thread M18x1.5			7.0075				
Eng. F8Q 622, F8Q 624, F8Q 790	01/09/97 ->, COL:green, switch press. 0.2 bar			7.0131				
All engines	pole nr. 2, pole nr. 3					7.1131	T20	
All engines							7.1115	T22
ENGINE								
1.9 D	Diesel	69	04/96-02/01	F8Q 784				
Engine	Information			S10	T10	T20 - T23	T22 - T25	
All engines	COL:green, spanner size 21, switch press. 0.2 bar, thread M18x1.5			7.0075				
All engines	pole nr. 2, pole nr. 3					7.1131	T20	
ENGINE								
1.9 D Eco	Diesel	47	01/96-08/03	F8Q 620, F8Q 622, F8Q 624				
Engine	Information			S10	T10	T20 - T23	T22 - T25	
Eng. F8Q 620, F8Q 624	-> 01/08/97, COL:green, spanner size 21, switch press. 0.2 bar, thread M18x1.5			7.0075				
Eng. F8Q 622, F8Q 624	01/09/97 ->, COL:green, switch press. 0.2 bar			7.0131				
Eng. F8Q 620, F8Q 624					7.6096	7.1131	T20	
ENGINE								
1.9 dCi	Diesel	59	12/00->	F9Q 762, F9Q 790				
Engine	Information			S10	T10	T20 - T23	T22 - T25	
Eng. F9Q 790	COL:green			7.0131				
All engines	COL:grey			7.0151				
All engines					7.6096	7.1131	T20	7.1115 T22
ENGINE								
1.9 dCi	Diesel	60	05/01->	F9Q 772				
Engine	Information			S10	T10	T20 - T23	T22 - T25	
All engines				7.0131	7.6096	7.1131	T20	7.1115 T22
ENGINE								
1.9 dCi	Diesel	74	12/00->	F9Q 760				
Engine	Information			S10	T10	T20 - T23	T22 - T25	
All engines				7.0151	7.6096	7.1131	T20	7.1115 T22
ENGINE								
1.9 dCi	Diesel	75	05/00-08/03	F9Q 732, F9Q 733, F9Q 738, F9Q 740				
Engine	Information			S10	T10	T20 - T23	T22 - T25	
All engines	COL:green, switch press. 0.2 bar			7.0131				
Eng. F9Q 738, F9Q 740					7.6096			
All engines	pole nr. 2, pole nr. 3					7.1131	T20	
Eng. F9Q 732, F9Q 738	pole nr. 4					7.1275	T20	
All engines							7.1115	T22
ENGINE								
1.9 dCi	Diesel	77	03/99-08/03	F9Q 732, F9Q 733, F9Q 738				
Engine	Information			S10	T10	T20 - T23	T22 - T25	
All engines	COL:green, switch press. 0.2 bar			7.0131				
Eng. F9Q 732, F9Q 738					7.6096			
All engines	pole nr. 2, pole nr. 3					7.1131	T20	
Eng. F9Q 732, F9Q 738	pole nr. 4					7.1275	T20	
All engines							7.1115	T22
ENGINE								
1.9 dCi	Diesel	79	06/98-11/02	F9Q 718, F9Q 751, F9Q 752				
Engine	Information			S10	T10	T20 - T23	T22 - T25	
Eng. F9Q 718				7.0131				
Eng. F9Q 751, F9Q 752				7.0151				
All engines					7.6096	7.1131	T20	7.1115 T22

S10	OIL PRESSURE WARNING LIGHT SWITCH	T10	REVERSING LIGHT SWITCH	T20	BRAKE LIGHT SWITCH
T22	SWITCH CLUTCH CONTROL (CRUISE CONTROL)	T23	SWITCH BRAKE ACTUATION (ENGINE TIMING)	T25	SWITCH CLUTCH CONTROL (ENGINE CONTROL)

FUNCTIONS ON THE VEHICLE

Vehicle	alim.	kW	Date	Engine	 S10	 T10	 T20 - T23	 T22 - T25
---------	-------	----	------	--------	---	---	--	---

ENGINE				
1.9 dCi	Diesel	88	01/99-11/02	F9Q 754

Engine	Information	S10	T10	T20 - T23	T22 - T25
All engines			7.6096	7.1131 T20	7.1115 T22

ENGINE				
1.9 dCi	Diesel	96	06/08-08/15	F9Q 870, F9Q 872

Engine	Information	S10	T10	T20 - T23	T22 - T25
All engines	COL:blue, switch press. 0.6 bar, thread M14x1.5	7.0178			
All engines	COL:green, Conn. nr. 3, spanner size 24, thread 14x1.5		7.6245		
All engines	COL:white			7.1275 T20	
All engines	COL:blue				7.1274 T22

ENGINE				
1.9 dCi/DTi	Diesel	59	10/00-07/03	F9Q 738, F9Q 744

Engine	Information	S10	T10	T20 - T23	T22 - T25
All engines	COL:green, switch press. 0.2 bar	7.0131			

ENGINE				
1.9 dT	Diesel	66	01/96-08/03	F8Q 784, F8Q 786

Engine	Information	S10	T10	T20 - T23	T22 - T25
Eng. F8Q 784	COL:green, spanner size 21, switch press. 0.2 bar, thread M18x1.5	7.0075			
Eng. F8Q 786	-> 25/08/97	7.0110			
Eng. F8Q 786	25/08/97 ->	7.0131			
All engines			7.6096		
All engines	pole nr. 2, pole nr. 3			7.1131 T20	

ENGINE				
1.9 DT/DTi	Diesel	72	09/96-09/00	F8Q 784, F8Q 786, F9Q 734, F9Q 736

Engine	Information	S10	T10	T20 - T23	T22 - T25
Eng. F8Q 784, F8Q 786, F9Q 734	-> 01/08/97, COL:green, spanner size 21, switch press. 0.2 bar, thread M18x1.5	7.0075			
Eng. F8Q 786, F9Q 734, F9Q 736	01/09/97 ->, COL:green, switch press. 0.2 bar	7.0131			

ENGINE				
1.9 dTi	Diesel	59	12/99->	F9Q 730, F9Q 738, F9Q 744, F9Q 770, F9Q 780, F9Q 782

Engine	Information	S10	T10	T20 - T23	T22 - T25
Eng. F9Q 730	COL:green, spanner size 21, switch press. 0.2 bar, thread M18x1.5	7.0075			
Eng. F9Q 738, F9Q 744, F9Q 770, F9Q 780, F9Q 782	COL:green, switch press. 0.2 bar	7.0131			
Eng. F9Q 782	COL:grey	7.0151			
Eng. F9Q 770, F9Q 780, F9Q 782			7.6096		
Eng. F9Q 738, F9Q 744, F9Q 770, F9Q 780, F9Q 782	pole nr. 2, pole nr. 3			7.1131 T20	
Eng. F9Q 730, F9Q 738, F9Q 744	COL:black, Conn. nr. 2			7.1148 T20	
Eng. F9Q 730, F9Q 738, F9Q 744	COL:white			7.1149 T20	
Eng. F9Q 730, F9Q 738, F9Q 744	COL:blue			7.1195 T20	
Eng. F9Q 730, F9Q 738, F9Q 744	COL:green			7.1223 T20	
Eng. F9Q 738, F9Q 744					7.1115 T22
Eng. F9Q 730, F9Q 738, F9Q 744	COL:grey				7.1150 T25

ENGINE				
1.9 dTi	Diesel	72	03/97->	F8Q 784, F8Q 786, F9Q 710, F9Q 716, F9Q 717, F9Q 722, F9Q 730, F9Q 731, F9Q 734, F9Q 736, F9Q 738

Engine	Information	S10	T10	T20 - T23	T22 - T25
Eng. F8Q 784, F8Q 786, F9Q 734	-> 01/08/97, COL:green, spanner size 21, switch press. 0.2 bar, thread M18x1.5	7.0075			
Eng. F9Q 730		7.0110			
Eng. F8Q 786, F9Q 710, F9Q 716, F9Q 717, F9Q 722, F9Q 731, F9Q 734, F9Q 736, F9Q 738	01/09/97 ->, COL:green, switch press. 0.2 bar	7.0131			
Eng. F9Q 710, F9Q 716, F9Q 717, F9Q 722, F9Q 730, F9Q 731, F9Q 734, F9Q 736			7.6096		

S10 OIL PRESSURE WARNING LIGHT SWITCH	T10 REVERSING LIGHT SWITCH	T20 BRAKE LIGHT SWITCH
T22 SWITCH CLUTCH CONTROL (CRUISE CONTROL)	T23 SWITCH BRAKE ACTUATION (ENGINE TIMING)	T25 SWITCH CLUTCH CONTROL (ENGINE CONTROL)

FUNCTIONS ON THE VEHICLE

Vehicle	alim.	kW	Date	Engine	 S10	 T10	 T20 - T23	 T22 - T25
---------	-------	----	------	--------	---	---	--	---

ENGINE				
1.9 dTi	Diesel	72	03/97->	F8Q 784, F8Q 786, F9Q 710, F9Q 716, F9Q 717, F9Q 722, F9Q 730, F9Q 731, F9Q 734, F9Q 736, F9Q 738

Engine	Information	S10	T10	T20 - T23	T22 - T25
Eng. F8Q 784, F8Q 786, F9Q 710, F9Q 716, F9Q 717, F9Q 722, F9Q 730, F9Q 731, F9Q 734, F9Q 736	pole nr. 2, pole nr. 3			7.1131 T20	
Eng. F9Q 730, F9Q 731, F9Q 734, F9Q 736					7.1115 T22

ENGINE				
1.9 TDI	Diesel	69	09/96-08/03	F8Q 784, F8Q 786

Engine	Information	S10	T10	T20 - T23	T22 - T25
All engines	-> 01/08/97, COL:green, spanner size 21, switch press. 0.2 bar, thread M18x1.5	7.0075			
Eng. F8Q 786	01/09/97 ->, COL:green, switch press. 0.2 bar	7.0131			
All engines	pole nr. 2, pole nr. 3			7.1131 T20	

ENGINE				
2.0	Petrol	0	01/97-02/99	F3R 262, F3R 264

Engine	Information	S10	T10	T20 - T23	T22 - T25
Eng. F3R 262		7.0110			
Eng. F3R 264		7.0131			
All engines			7.6096		
All engines	pole nr. 2, pole nr. 3			7.1131 T20	

ENGINE				
2.0	Petrol	55	08/95-02/99	F4R 740, F4R 746

Engine	Information	S10	T10	T20 - T23	T22 - T25
All engines	COL:green, switch press. 0.2 bar	7.0131			

ENGINE				
2.0	Petrol	84	04/97-08/03	F3R 750, F3R 791, F3R 796

Engine	Information	S10	T10	T20 - T23	T22 - T25
Eng. F3R 796	-> 01/08/97, COL:green, spanner size 21, switch press. 0.2 bar, thread M18x1.5	7.0075			
Eng. F3R 750		7.0110	7.6096		
Eng. F3R 791, F3R 796	01/09/97 ->, COL:green, switch press. 0.2 bar	7.0131			
All engines	pole nr. 2, pole nr. 3			7.1131 T20	

ENGINE				
2.0	Petrol	85	05/98-05/01	F3R 750, F3R 751, F3R 752, F3R 791, F3R 796, F3R 797, F3R 798

Engine	Information	S10	T10	T20 - T23	T22 - T25
Eng. F3R 750, F3R 751, F3R 752, F3R 796, F3R 797, F3R 798	-> 01/08/97, COL:green, spanner size 21, switch press. 0.2 bar, thread M18x1.5	7.0075			
Eng. F3R 791, F3R 796, F3R 797, F3R 798	01/09/97 ->, COL:green, switch press. 0.2 bar	7.0131			
All engines	pole nr. 2, pole nr. 3			7.1131 T20	
Eng. F3R 791, F3R 796					7.1115 T22

ENGINE				
2.0 16V	Petrol	0	01/99-11/02	F4R 276, F4R 712, F4R 713, F4R 790, F4R 794, F4R 795

Engine	Information	S10	T10	T20 - T23	T22 - T25
Eng. F4R 712, F4R 713		7.0131			
Eng. F4R 790, F4R 794, F4R 795		7.0151			
All engines			7.6096	7.1131 T20	

ENGINE				
2.0 16V	Petrol	102	01/02-08/03	F4R 746, F4R 770, F5R 740

Engine	Information	S10	T10	T20 - T23	T22 - T25
Eng. F4R 746, F5R 740	COL:green, switch press. 0.2 bar	7.0131			
Eng. F4R 770	conn.shape : round	7.0151			
Eng. F4R 770	conn.shape : rectangular	7.0178			
Eng. F4R 746			7.6096	7.1131 T20	
Eng. F4R 770			7.6231	7.1225 T20	
Eng. F4R 770	with control switch		7.6232		
Eng. F4R 746, F5R 740	COL:black, Conn. nr. 2			7.1148 T20	
Eng. F4R 746, F5R 740	COL:white			7.1149 T20	

S10 OIL PRESSURE WARNING LIGHT SWITCH	T10 REVERSING LIGHT SWITCH	T20 BRAKE LIGHT SWITCH
T22 SWITCH CLUTCH CONTROL (CRUISE CONTROL)	T23 SWITCH BRAKE ACTUATION (ENGINE TIMING)	T25 SWITCH CLUTCH CONTROL (ENGINE CONTROL)

FUNCTIONS ON THE VEHICLE

Vehicle	alim.	kW	Date	Engine	 S10	 T10	 T20 - T23	 T22 - T25
---------	-------	----	------	--------	---	---	--	---

ENGINE				
2.0 16V	Petrol	102	01/02-08/03	F4R 746, F4R 770, F5R 740

Engine	Information	S10	T10	T20 - T23	T22 - T25
Eng. F4R 746, F5R 740	COL:blue			7.1195 T20	
Eng. F4R 746, F5R 740	COL:green			7.1223 T20	
Eng. F4R 746, F5R 740	COL:grey				7.1150 T25
Eng. F4R 770	COL:green				7.1223 T22
Eng. F4R 770	COL:grey, see connection type				7.1224, 7.1274 T22

ENGINE				
2.0 16V	Petrol	103	09/99->	F4R 700, F4R 701, F4R 746, F4R 780

Engine	Information	S10	T10	T20 - T23	T22 - T25
Eng. F4R 700, F4R 701, F4R 746		7.0131			
All engines			7.6096	7.1131 T20	

ENGINE				
2.0 16V	Petrol	108	03/96-08/03	F7R 710, F7R 714

Engine	Information	S10	T10	T20 - T23	T22 - T25
All engines	-> 01/08/97, COL:green, spanner size 21, switch press. 0.2 bar, thread M18x1.5	7.0075			
Eng. F7R 714	01/09/97 ->, COL:green, switch press. 0.2 bar	7.0131			
All engines				7.1131 T20	
All engines	COL:green				7.1223 T22
All engines	COL:grey, see connection type				7.1224, 7.1274 T22

ENGINE				
2.0 16V	Petrol	120	07/99->	F4R 760, F4R 761, F4R 762, F4R 763, F4R 767

Engine	Information	S10	T10	T20 - T23	T22 - T25
Eng. F4R 760, F4R 762, F4R 763, F4R 767		7.0151			
All engines			7.6096	7.1131 T20	

ENGINE				
2.0 16V	Petrol	124	05/00->	F4R 730, F4R 732, F4R 736

Engine	Information	S10	T10	T20 - T23	T22 - T25
All engines		7.0131	7.6096	7.1131 T20	

ENGINE				
2.0 16V	Petrol	88	05/00->	F4R 720

Engine	Information	S10	T10	T20 - T23	T22 - T25
All engines	press. 0, 20 bar	7.0131			
All engines	press. 0, 50 bar	7.0151			
All engines	press. 0, 60 bar	7.0178			
All engines			7.6245		
All engines	COL:black, pole nr. 2			7.1148 T20	
All engines	pole nr. 4			7.1149 T20	
All engines	COL:grey, pole nr. 2			7.1150 T20	
All engines	man 6 speed				7.1150 T22
All engines	man 5 speed				7.1223 T22

ENGINE				
2.0 16V	Petrol	99	11/00->	F4R 771



Engine	Information	S10	T10	T20 - T23	T22 - T25
All engines		7.0151	7.6096	7.1131 T20	

ENGINE				
2.0 16V IDE	Petrol	103	11/99-08/03	F4R 746, F5R 740

Engine	Information	S10	T10	T20 - T23	T22 - T25
All engines	COL:green, switch press. 0.2 bar	7.0131			
All engines	COL:black, Conn. nr. 2			7.1148 T20	
All engines	COL:white			7.1149 T20	
All engines	COL:blue			7.1195 T20	
All engines	COL:green			7.1223 T20	
All engines	COL:grey				7.1150 T25

S10	OIL PRESSURE WARNING LIGHT SWITCH	T10	REVERSING LIGHT SWITCH	T20	BRAKE LIGHT SWITCH
T22	SWITCH CLUTCH CONTROL (CRUISE CONTROL)	T23	SWITCH BRAKE ACTUATION (ENGINE TIMING)	T25	SWITCH CLUTCH CONTROL (ENGINE CONTROL)

FUNCTIONS ON THE VEHICLE

Vehicle	alim.	kW	Date	Engine	 S10	 T10	 T20 - T23	 T22 - T25
---------	-------	----	------	--------	---	---	--	---

ENGINE				
2.0i	Petrol	80	03/99-08/03	F3R 750, F3R 751, F3R 752, F3R 791, F3R 796, F3R 797, F3R 798

Engine	Information	S10	T10	T20 - T23	T22 - T25
Eng. F3R 750, F3R 751, F3R 752, F3R 796	-> 01/08/97, COL:green, spanner size 21, switch press. 0.2 bar, thread M18x1.5	7.0075			
Eng. F3R 750, F3R 751, F3R 798	-> 25/08/97	7.0110			
Eng. F3R 791, F3R 796, F3R 797, F3R 798	01/09/97 ->, 25/08/97 ->, COL:green, switch press. 0.2 bar	7.0131			
All engines	pole nr. 2, pole nr. 3			7.1131 T20	
Eng. F3R 791, F3R 796	COL:black, Conn. nr. 2			7.1148 T20	
Eng. F3R 791, F3R 796	COL:white			7.1149 T20	
Eng. F3R 791, F3R 796	COL:blue			7.1195 T20	
Eng. F3R 791, F3R 796	COL:green			7.1223 T20	
Eng. F3R 791, F3R 796					7.1115 T22
Eng. F3R 791, F3R 796	COL:grey				7.1150 T25

ENGINE				
2.0i	Petrol	84	01/96-08/03	F3R 750, F3R 751, F3R 752, F3R 791, F3R 796, F3R 797, F3R 798

Engine	Information	S10	T10	T20 - T23	T22 - T25
Eng. F3R 750, F3R 751, F3R 752, F3R 796, F3R 797, F3R 798	-> 01/08/97, COL:green, spanner size 21, switch press. 0.2 bar, thread M18x1.5	7.0075			
Eng. F3R 791, F3R 796, F3R 797, F3R 798	01/09/97 ->, COL:green, switch press. 0.2 bar	7.0131			
All engines	pole nr. 2, pole nr. 3			7.1131 T20	
Eng. F3R 791, F3R 796					7.1115 T22

ENGINE				
2.0 RT	Petrol	103	03/01-08/03	F4R 740, F4R 741, F4R 746, F4R 747

Engine	Information	S10	T10	T20 - T23	T22 - T25
All engines	COL:green, switch press. 0.2 bar	7.0131			
Eng. F4R 747			7.6096	7.1131 T20	

ENGINE				
2.0 RT	Petrol	112	10/96-02/99	F3R 750, F3R 751, F3R 752, F3R 791, F3R 796, F3R 797, F3R 798

Engine	Information	S10	T10	T20 - T23	T22 - T25
Eng. F3R 750, F3R 751, F3R 752	COL:green, spanner size 21, switch press. 0.2 bar, thread M18x1.5	7.0075			
Eng. F3R 791, F3R 796, F3R 797	COL:green, switch press. 0.2 bar	7.0131			
All engines				7.1131 T20	

MEGANE II				
ENGINE				
1.4	Petrol	60	09/03->	K4J 732

Engine	Information	S10	T10	T20 - T23	T22 - T25
All engines	COL:grey, switch press. 0.5 bar, thread M14X1.5	7.0151			
All engines	COL:blue, switch press. 0.6 bar, thread M14X1.5	7.0178			
All engines	COL:green, Conn. nr. 3, spanner size 24, thread 14x1.5		7.6245		
All engines	BITRON, COL:white			7.1225 T20	
All engines	COL:grey				7.1224 T22

ENGINE				
1.4	Petrol	72	08/03->	K4J 730, K4J 740





Engine	Information	S10	T10	T20 - T23	T22 - T25
Eng. K4J 730	COL:grey, switch press. 0.5 bar, thread M14X1.5	7.0151			
All engines	COL:blue, switch press. 0.6 bar, thread M14X1.5	7.0178			
All engines	COL:green, Conn. nr. 3, spanner size 24, thread 14x1.5		7.6245		
All engines	BITRON, COL:white			7.1225 T20	
All engines	COL:grey				7.1224 T22

ENGINE				
1.4 16V	Petrol	60	10/03-02/08	K4J 732

Engine	Information	S10	T10	T20 - T23	T22 - T25
All engines	COL:grey, switch press. 0.5 bar, thread M14X1.5	7.0151			
All engines	COL:blue, switch press. 0.6 bar, thread M14X1.5	7.0178			
All engines	COL:green, Conn. nr. 3, spanner size 24, thread 14x1.5		7.6245		
All engines	BITRON, COL:white			7.1225 T20	

S10 OIL PRESSURE WARNING LIGHT SWITCH	T10 REVERSING LIGHT SWITCH	T20 BRAKE LIGHT SWITCH
T22 SWITCH CLUTCH CONTROL (CRUISE CONTROL)	T23 SWITCH BRAKE ACTUATION (ENGINE TIMING)	T25 SWITCH CLUTCH CONTROL (ENGINE CONTROL)

FUNCTIONS ON THE VEHICLE

Vehicle	alim.	kW	Date	Engine	 S10	 T10	 T20 - T23	 T22 - T25
ENGINE								
1.4 16V	Petrol	60	10/03-02/08	K4J 732				
Engine	Information				S10	T10	T20 - T23	T22 - T25
All engines	COL:grey							7.1224 T22
ENGINE								
1.4 16V	Petrol	72	11/02-02/08	K4J 730, K4J 740				
Engine	Information				S10	T10	T20 - T23	T22 - T25
Eng. K4J 730	COL:grey, switch press. 0.5 bar, thread M14X1.5				7.0151			
All engines	COL:blue, switch press. 0.6 bar, thread M14X1.5				7.0178			
All engines	COL:green, Conn. nr. 3, spanner size 24, thread 14x1.5					7.6245		
All engines	BITRON, COL:white						7.1225 T20	
All engines	COL:grey							7.1224 T22
ENGINE								
1.5 dCi	Diesel	60	09/02-12/10	K9K 722				
Engine	Information				S10	T10	T20 - T23	T22 - T25
All engines	COL:grey, switch press. 0.5 bar, thread M14X1.5				7.0151			
All engines	COL:blue, switch press. 0.6 bar, thread M14X1.5				7.0178			
All engines	COL:green, Conn. nr. 3, spanner size 24, thread 14x1.5					7.6245		
All engines	BITRON, COL:white						7.1225 T20	
All engines	see connection type							7.1223, 7.1224 T22
ENGINE								
1.5 dCi	Diesel	63	04/05-12/10	K9K 724				
Engine	Information				S10	T10	T20 - T23	T22 - T25
All engines	COL:grey, switch press. 0.5 bar, thread M14X1.5				7.0151			
All engines	COL:blue, switch press. 0.6 bar, thread M14X1.5				7.0178			
All engines	COL:green, Conn. nr. 3, spanner size 24, thread 14x1.5					7.6245		
All engines	BITRON, COL:white						7.1225 T20	
All engines	COL:grey							7.1224 T22
ENGINE								
1.5 dCi	Diesel	74	08/03-12/10	K9K 728, K9K 729				
Engine	Information				S10	T10	T20 - T23	T22 - T25
All engines	COL:grey, switch press. 0.5 bar, thread M14X1.5				7.0151			
All engines	COL:blue, switch press. 0.6 bar, thread M14X1.5				7.0178			
All engines	COL:green, Conn. nr. 3, spanner size 24, thread 14x1.5					7.6245		
All engines	BITRON, COL:white						7.1225 T20	
All engines	see connection type							7.1223 T22
All engines	COL:grey, see connection type							7.1224 T22
ENGINE								
1.5 dCi	Diesel	76	10/03-12/10	K9K 734				
Engine	Information				S10	T10	T20 - T23	T22 - T25
All engines	COL:grey, switch press. 0.5 bar, thread M14X1.5				7.0151			
All engines	COL:blue, switch press. 0.6 bar, thread M14X1.5				7.0178			
All engines	COL:green, Conn. nr. 3, spanner size 24, thread 14x1.5					7.6245		
All engines	BITRON, COL:white						7.1225 T20	
All engines	see connection type							7.1223 T22
All engines	COL:grey, see connection type							7.1224 T22
ENGINE								
1.5 dCi	Diesel	78	08/03-12/10	K9K 732				
Engine	Information				S10	T10	T20 - T23	T22 - T25
All engines	COL:blue, switch press. 0.6 bar, thread M14X1.5				7.0178			
All engines	COL:green, Conn. nr. 3, spanner size 24, thread 14x1.5					7.6245		
All engines	BITRON, COL:white						7.1225 T20	
All engines	COL:green							7.1223 T22
All engines	COL:grey							7.1224 T22, T25
ENGINE								
1.6	Petrol	75	09/03->	K4M 768				
Engine	Information				S10	T10	T20 - T23	T22 - T25
All engines					7.0181		7.1225 T20	
All engines	COL:green, pole nr. 2					7.6096		
All engines	pole nr. 3					7.6245		
All engines	COL:light blue, pole nr. 2					7.6271		

S10 OIL PRESSURE WARNING LIGHT SWITCH	T10 REVERSING LIGHT SWITCH	T20 BRAKE LIGHT SWITCH
T22 SWITCH CLUTCH CONTROL (CRUISE CONTROL)	T23 SWITCH BRAKE ACTUATION (ENGINE TIMING)	T25 SWITCH CLUTCH CONTROL (ENGINE CONTROL)

FUNCTIONS ON THE VEHICLE

Vehicle	alim.	kW	Date	Engine	 S10	 T10	 T20 - T23	 T22 - T25
---------	-------	----	------	--------	---	---	--	---

				ENGINE
1.6	Petrol	75	09/03->	K4M 768

Engine	Information	S10	T10	T20 - T23	T22 - T25
All engines	see connection type				7.1223, 7.1224 T22

				ENGINE
1.6	Petrol	77	05/05->	K4M 760, K4M 761, K4M 762, K4M 788, K4M 812, K4M 813, K4M680

Engine	Information	S10	T10	T20 - T23	T22 - T25
Eng. K4M 760, K4M 761	COL:grey, switch press. 0.5 bar, thread M14X1.5	7.0151			
Eng. K4M 760, K4M 761, K4M 788, K4M 812, K4M 813	COL:blue, switch press. 0.6 bar, thread M14X1.5	7.0178			
Eng. K4M 762, K4M680	COL:green, spanner size 21, switch press. 0.3 bar, thread M14x1.5	7.0181			
Eng. K4M 788	COL:green, pole nr. 2		7.6096		
All engines	COL:green, Conn. nr. 3, pole nr. 3, spanner size 24, thread 14x1.5		7.6245		
Eng. K4M 788	COL:light blue, pole nr. 2		7.6271		
All engines	BITRON, COL:white			7.1225 T20	
Eng. K4M 788	see connection type				7.1223 T22
Eng. K4M 762, K4M680	COL:green				7.1223 T25
All engines	COL:grey, see connection type				7.1224 T22

				ENGINE
1.6	Petrol	81	09/03-11/08	K4M 760, K4M 761

Engine	Information	S10	T10	T20 - T23	T22 - T25
All engines	conn.shape : round	7.0151			
All engines	conn.shape : rectangular	7.0178			
All engines	COL:green, pole nr. 2		7.6096		
All engines	pole nr. 3		7.6245		
All engines	COL:light blue, pole nr. 2		7.6271		
All engines				7.1225 T20	
All engines	see connection type				7.1223, 7.1224 T22

				ENGINE
1.6	Petrol	83	08/03->	K4M 760, K4M 761, K4M 812, K4M 813

Engine	Information	S10	T10	T20 - T23	T22 - T25
Eng. K4M 760, K4M 761	COL:grey, switch press. 0.5 bar, thread M14X1.5	7.0151			
All engines	COL:blue, switch press. 0.6 bar, thread M14X1.5	7.0178			
All engines	COL:green, Conn. nr. 3, spanner size 24, thread 14x1.5		7.6245		
All engines	BITRON, COL:white			7.1225 T20	
All engines	COL:grey				7.1224 T22

				ENGINE
1.6 16V	Petrol	75	05/05-07/09	K4M 768

Engine	Information	S10	T10	T20 - T23	T22 - T25
All engines	COL:green, spanner size 21, switch press. 0.3 bar, thread M14x1.5	7.0181			
All engines	COL:green, Conn. nr. 3, spanner size 24, thread 14x1.5		7.6245		
All engines	BITRON, COL:white			7.1225 T20	
All engines	COL:grey				7.1224 T22

				ENGINE
1.6 16V	Petrol	77	05/05-07/09	K4M 762





Engine	Information	S10	T10	T20 - T23	T22 - T25
All engines	COL:green, spanner size 21, switch press. 0.3 bar, thread M14x1.5	7.0181			
All engines	COL:green, Conn. nr. 3, spanner size 24, thread 14x1.5		7.6245		
All engines	BITRON, COL:white			7.1225 T20	
All engines	COL:grey				7.1224 T22

				ENGINE
1.6 16V	Petrol	82	01/06->	K4M 760, K4M 761, K4M 812, K4M 813

Engine	Information	S10	T10	T20 - T23	T22 - T25
All engines	COL:grey, conn.shape : round, switch press. 0.5 bar, thread M14X1.5	7.0151			
All engines	COL:blue, conn.shape : rectangular, switch press. 0.6 bar, thread M14X1.5	7.0178			
Eng. K4M 761, K4M 812, K4M 813	COL:green, pole nr. 2		7.6096		

S10	OIL PRESSURE WARNING LIGHT SWITCH	T10	REVERSING LIGHT SWITCH	T20	BRAKE LIGHT SWITCH
T22	SWITCH CLUTCH CONTROL (CRUISE CONTROL)	T23	SWITCH BRAKE ACTUATION (ENGINE TIMING)	T25	SWITCH CLUTCH CONTROL (ENGINE CONTROL)

FUNCTIONS ON THE VEHICLE

Vehicle	alim.	kW	Date	Engine	 S10	 T10	 T20 - T23	 T22 - T25
---------	-------	----	------	--------	---	---	--	---

ENGINE				
1.6 16V	Petrol	82	01/06->	K4M 760, K4M 761, K4M 812, K4M 813

Engine	Information	S10	T10	T20 - T23	T22 - T25
All engines	COL:green, Conn. nr. 3, pole nr. 3, spanner size 24, thread 14x1.5		7.6245		
Eng. K4M 761, K4M 812, K4M 813	COL:light blue, pole nr. 2		7.6271		
All engines	BITRON, COL:white			7.1225 T20	
Eng. K4M 761, K4M 812, K4M 813	see connection type				7.1223 T22
All engines	COL:grey, see connection type				7.1224 T22

ENGINE				
1.6 16V	Petrol	83	11/02->	K4M 760, K4M 761, K4M 764, K4M 812, K4M 813, K4M 856

Engine	Information	S10	T10	T20 - T23	T22 - T25
Eng. K4M 760, K4M 761, K4M 764	COL:grey, conn.shape : round, switch press. 0.5 bar, thread M14X1.5	7.0151			
All engines	COL:blue, conn.shape : rectangular, switch press. 0.6 bar, thread M14X1.5	7.0178			
Eng. K4M 761, K4M 764, K4M 856	COL:green, pole nr. 2		7.6096		
All engines	COL:green, Conn. nr. 3, pole nr. 3, spanner size 24, thread 14x1.5		7.6245		
Eng. K4M 761, K4M 764, K4M 856	COL:light blue, pole nr. 2		7.6271		
All engines	BITRON, COL:white			7.1225 T20	
Eng. K4M 761, K4M 764, K4M 856	see connection type				7.1223 T22
All engines	COL:grey, see connection type				7.1224 T22

ENGINE				
1.6 16V Hi-Flex	Petrol/Ethanol	77	02/08-07/09	K4M 856

Engine	Information	S10	T10	T20 - T23	T22 - T25
All engines	COL:blue, switch press. 0.6 bar, thread M14X1.5	7.0178			
All engines	COL:green, Conn. nr. 3, spanner size 24, thread 14x1.5		7.6245		
All engines	BITRON, COL:white			7.1225 T20	
All engines	COL:grey				7.1224 T22

ENGINE				
1.6 BiFuel	Petrol/Petroleum Gas (LPG)	77	06/05-02/08	K4M 788

Engine	Information	S10	T10	T20 - T23	T22 - T25
All engines	COL:blue, switch press. 0.6 bar, thread M14X1.5	7.0178			
All engines	COL:green, Conn. nr. 3, spanner size 24, thread 14x1.5		7.6245		
All engines	BITRON, COL:white			7.1225 T20	
All engines	COL:grey				7.1224 T22

ENGINE				
1.6 BiFuel	Petrol/Petroleum Gas (LPG)	81	05/09-08/15	K4M 858

Engine	Information	S10	T10	T20 - T23	T22 - T25
All engines	COL:green, Conn. nr. 3, spanner size 24, thread 14x1.5		7.6245		
All engines	COL:white			7.1275 T20	
All engines	COL:green				7.1223 T25
All engines	COL:blue, -start-stop function				7.1274 T22

ENGINE				
1.6 Flex-Fuel	Petrol/Ethanol	77	01/07-02/08	K4M 856

Engine	Information	S10	T10	T20 - T23	T22 - T25
All engines	COL:blue, switch press. 0.6 bar, thread M14X1.5	7.0178			
All engines	COL:green, Conn. nr. 3, spanner size 24, thread 14x1.5		7.6245		
All engines	BITRON, COL:white			7.1225 T20	
All engines	COL:grey				7.1224 T22

S10 OIL PRESSURE WARNING LIGHT SWITCH	T10 REVERSING LIGHT SWITCH	T20 BRAKE LIGHT SWITCH
T22 SWITCH CLUTCH CONTROL (CRUISE CONTROL)	T23 SWITCH BRAKE ACTUATION (ENGINE TIMING)	T25 SWITCH CLUTCH CONTROL (ENGINE CONTROL)

FUNCTIONS ON THE VEHICLE

Vehicle	alim.	kW	Date	Engine	 S10	 T10	 T20 - T23	 T22 - T25
---------	-------	----	------	--------	---	---	--	---

				ENGINE
1.6 LPG 16V	Petrol/ Petro- leum Gas (LPG)	82	01/06-08/09	K4M 760

Engine	Information	S10	T10	T20 - T23	T22 - T25
All engines	COL:grey, switch press. 0.5 bar, thread M14X1.5	7.0151			
All engines	COL:blue, switch press. 0.6 bar, thread M14X1.5	7.0178			
All engines	COL:blue, Conn. nr. 2, spanner size 24, thread 14x1.5		7.6271		
All engines	BITRON, COL:white			7.1225	T20
All engines	COL:green				7.1223 T22
All engines	COL:grey				7.1224 T25

				ENGINE
1.9 dCi	Diesel	66	11/02-12/05	F9Q 808

Engine	Information	S10	T10	T20 - T23	T22 - T25
All engines	COL:grey, switch press. 0.5 bar, thread M14X1.5	7.0151			
All engines	COL:blue, switch press. 0.6 bar, thread M14X1.5	7.0178			
All engines	FP Upper		7.6231		
All engines	FP Lower		7.6232		
All engines	BITRON, COL:white			7.1225	T20
All engines	COL:grey				7.1224 T25

				ENGINE
1.9 dCi	Diesel	68	03/04->	F9Q 808

Engine	Information	S10	T10	T20 - T23	T22 - T25
All engines	COL:grey, switch press. 0.5 bar, thread M14X1.5	7.0151			
All engines	COL:blue, switch press. 0.6 bar, thread M14X1.5	7.0178			
All engines	FP Upper		7.6231		
All engines	FP Lower		7.6232		
All engines	BITRON, COL:white			7.1225	T20
All engines	COL:grey				7.1224 T25

				ENGINE
1.9 dCi	Diesel	81	05/05->	F9Q 803, F9Q 804, F9Q 816, F9Q 818

Engine	Information	S10	T10	T20 - T23	T22 - T25
Eng. F9Q 804, F9Q 818	conn.shape : round	7.0151			
All engines	COL:blue, conn.shape : rectangular, switch press. 0.6 bar, thread M14X1.5	7.0178			
All engines	COL:light blue, FP Upper, pole nr. 2		7.6231		
All engines	COL:black, FP Lower, pole nr. 2		7.6232		
Eng. F9Q 818	pole nr. 3		7.6245		
All engines	BITRON, COL:white			7.1225	T20
Eng. F9Q 804, F9Q 818	see connection type				7.1223 T22
All engines	COL:grey, see connection type				7.1224 T22

				ENGINE
1.9 dCi	Diesel	85	11/02-07/09	F9Q 803, F9Q 804, F9Q 816, F9Q 818




Engine	Information	S10	T10	T20 - T23	T22 - T25
All engines	COL:blue, switch press. 0.6 bar, thread M14X1.5	7.0178			
All engines	FP Upper		7.6231		
All engines	FP Lower		7.6232		
All engines	BITRON, COL:white			7.1225	T20
All engines	COL:grey				7.1224 T22

				ENGINE
1.9 dCi	Diesel	88	11/02->	F9Q 800, F9Q 803, F9Q 804, F9Q 816, F9Q 818

Engine	Information	S10	T10	T20 - T23	T22 - T25
Eng. F9Q 800	COL:grey, switch press. 0.5 bar, thread M14X1.5	7.0151			
All engines	COL:blue, switch press. 0.6 bar, thread M14X1.5	7.0178			
All engines	FP Upper		7.6231		
All engines	FP Lower		7.6232		
All engines	BITRON, COL:white			7.1225	T20
All engines	COL:grey				7.1224 T22

S10	OIL PRESSURE WARNING LIGHT SWITCH	T10	REVERSING LIGHT SWITCH	T20	BRAKE LIGHT SWITCH
T22	SWITCH CLUTCH CONTROL (CRUISE CONTROL)	T23	SWITCH BRAKE ACTUATION (ENGINE TIMING)	T25	SWITCH CLUTCH CONTROL (ENGINE CONTROL)

FUNCTIONS ON THE VEHICLE

Vehicle	alim.	kW	Date	Engine	 S10	 T10	 T20 - T23	 T22 - T25
---------	-------	----	------	--------	---	---	--	---

ENGINE				
1.9 dCi	Diesel	96	05/05->	F9Q 803, F9Q 804, F9Q 816, F9Q 818

Engine	Information	S10	T10	T20 - T23	T22 - T25
All engines	COL:blue, switch press. 0.6 bar, thread M14X1.5	7.0178			
All engines	FP Upper		7.6231		
All engines	FP Lower		7.6232		
All engines	BITRON, COL:white			7.1225 T20	
All engines	COL:green				7.1223 T25
All engines	COL:grey				7.1224 T22

ENGINE				
2.0	Petrol	101	04/06-11/10	F4R 770, F4R 771

Engine	Information	S10	T10	T20 - T23	T22 - T25
All engines	COL:grey, switch press. 0.5 bar, thread M14X1.5	7.0151			
All engines	COL:blue, switch press. 0.6 bar, thread M14X1.5	7.0178			
All engines			7.6231		
All engines	BITRON, COL:white			7.1225 T20	
All engines	COL:green				7.1223 T22
All engines	COL:grey				7.1224 T25

ENGINE				
2.0	Petrol	102	09/03-01/11	F4R 770

Engine	Information	S10	T10	T20 - T23	T22 - T25
All engines	COL:grey, switch press. 0.5 bar, thread M14X1.5	7.0151			
All engines	COL:blue, switch press. 0.6 bar, thread M14X1.5	7.0178			
All engines	COL:green, pole nr. 2		7.6096		
All engines	FP Upper		7.6231		
All engines	FP Lower		7.6232		
All engines	pole nr. 3		7.6245		
All engines	COL:light blue, pole nr. 2		7.6271		
All engines				7.1149 T20	
All engines	BITRON, COL:white			7.1225 T20	
All engines	COL:grey				7.1150, 7.1224 T22
All engines	COL:blue				7.1195 T22

ENGINE				
2.0	Petrol	169	08/06-02/08	F4R 774

Engine	Information	S10	T10	T20 - T23	T22 - T25
All engines	COL:grey, switch press. 0.5 bar, thread M14X1.5	7.0151			
All engines	COL:blue, switch press. 0.6 bar, thread M14X1.5	7.0178			
All engines	FP Upper		7.6231		
All engines	FP Lower		7.6232		
All engines	BITRON, COL:white			7.1225 T20	
All engines	COL:grey				7.1224 T22

ENGINE				
2.0	Petrol	99	08/03->	F4R 770, F4R 771





Engine	Information	S10	T10	T20 - T23	T22 - T25
All engines	COL:grey, switch press. 0.5 bar, thread M14X1.5	7.0151			
All engines	COL:blue, switch press. 0.6 bar, thread M14X1.5	7.0178			
All engines	FP Upper		7.6231		
All engines	FP Lower		7.6232		
All engines	BITRON, COL:white			7.1225 T20	
All engines	COL:green				7.1223 T22
All engines	COL:grey				7.1224 T22, T25

ENGINE				
2.0 16V	Petrol	99	11/02-02/08	F4R 770, F4R 771


Engine	Information	S10	T10	T20 - T23	T22 - T25
All engines	COL:grey, switch press. 0.5 bar, thread M14X1.5	7.0151			
All engines	COL:blue, switch press. 0.6 bar, thread M14X1.5	7.0178			
All engines	FP Upper		7.6231		
All engines	FP Lower		7.6232		
All engines	BITRON, COL:white			7.1225 T20	
All engines	COL:grey				7.1224 T22

S10 OIL PRESSURE WARNING LIGHT SWITCH	T10 REVERSING LIGHT SWITCH	T20 BRAKE LIGHT SWITCH
T22 SWITCH CLUTCH CONTROL (CRUISE CONTROL)	T23 SWITCH BRAKE ACTUATION (ENGINE TIMING)	T25 SWITCH CLUTCH CONTROL (ENGINE CONTROL)

FUNCTIONS ON THE VEHICLE

Vehicle	alim.	kW	Date	Engine	 S10	 T10	 T20 - T23	 T22 - T25
ENGINE								
2.0 16V Turbo	Petrol	120	05/04-03/09	F4R 776				
Engine	Information			S10	T10	T20 - T23	T22 - T25	
All engines	COL:grey, switch press. 0.5 bar, thread M14X1.5			7.0151				
All engines	COL:blue, switch press. 0.6 bar, thread M14X1.5			7.0178				
All engines	FP Upper				7.6231			
All engines	FP Lower				7.6232			
All engines	BITRON, COL:white					7.1225	T20	
All engines	COL:grey							7.1224 T22
ENGINE								
2.0 dCi	Diesel	110	09/05->	M9R 700, M9R 722				
Engine	Information			S10	T10	T20 - T23	T22 - T25	
All engines	COL:blue, switch press. 0.6 bar, thread M14X1.5			7.0178				
All engines	COL:green, Conn. nr. 3, spanner size 24, thread 14x1.5				7.6245			
All engines	BITRON, COL:white					7.1225	T20	
Eng. M9R 722	see connection type							7.1223, 7.1224 T22
All engines	COL:grey							7.1224 T25
ENGINE								
2.0 dCi	Diesel	127	01/07-02/08	M9R 724				
Engine	Information			S10	T10	T20 - T23	T22 - T25	
All engines	COL:blue, switch press. 0.6 bar, thread M14X1.5			7.0178				
All engines	COL:green, Conn. nr. 3, spanner size 24, thread 14x1.5				7.6245			
All engines	BITRON, COL:white					7.1225	T20	
All engines	COL:grey							7.1224 T22
ENGINE								
2.0 Renault Sport	Petrol	165	05/04-10/09	F4R 774, F4Rt 774				
Engine	Information			S10	T10	T20 - T23	T22 - T25	
All engines	COL:grey, conn.shape : round, switch press. 0.5 bar, thread M14X1.5			7.0151				
All engines	COL:blue, conn.shape : rectangular, switch press. 0.6 bar, thread M14X1.5			7.0178				
All engines	COL:light blue, FP Upper, pole nr. 2				7.6231			
All engines	COL:black, FP Lower, pole nr. 2				7.6232			
Eng. F4Rt 774	pole nr. 3				7.6245			
All engines	BITRON, COL:white					7.1225	T20	
Eng. F4Rt 774	see connection type							7.1223 T22
All engines	COL:grey, see connection type							7.1224 T22
MEGANE III								
ENGINE								
1.2 Tce	Petrol	85	03/12->	H5F 400				
Engine	Information			S10	T10	T20 - T23	T22 - T25	
All engines	COL:green, Conn. nr. 3, spanner size 24, thread 14x1.5				7.6245			
All engines	COL:white					7.1275	T20	
All engines	COL:green, LHD							7.1223 T22
All engines	COL:green, RHD							7.1223 T25
All engines	+start-stop function, COL:blue, RHD							7.1274 T22
All engines	COL:blue, LHD, -start-stop function							7.1274 T25
ENGINE								
1.2 Tce	Petrol	97	01/13->	H5F 404, H5F 412, H5F405				
Engine	Information			S10	T10	T20 - T23	T22 - T25	
All engines	COL:green, Conn. nr. 3, spanner size 24, thread 14x1.5				7.6245			
All engines	COL:white					7.1275	T20	
All engines	COL:green							7.1223 T25
All engines	COL:blue							7.1274 T22
ENGINE								
1.4 Tce	Petrol	96	04/09->	H4J 700				
Engine	Information			S10	T10	T20 - T23	T22 - T25	
All engines	COL:green, Conn. nr. 3, spanner size 24, thread 14x1.5				7.6245			
All engines	COL:white					7.1275	T20	
All engines	COL:blue							7.1274 T22

S10	OIL PRESSURE WARNING LIGHT SWITCH	T10	REVERSING LIGHT SWITCH	T20	BRAKE LIGHT SWITCH
T22	SWITCH CLUTCH CONTROL (CRUISE CONTROL)	T23	SWITCH BRAKE ACTUATION (ENGINE TIMING)	T25	SWITCH CLUTCH CONTROL (ENGINE CONTROL)

Vehicle	alim.	kW	Date	Engine	 S10	 T10	 T20 - T23	 T22 - T25
---------	-------	----	------	--------	---	---	--	---

ENGINE				
1.5 dCi	Diesel	63	11/08->	K9K 830

Engine	Information	S10	T10	T20 - T23	T22 - T25
All engines	COL:blue, switch press. 0.6 bar, thread M14X1.5	7.0178			
All engines	COL:green, Conn. nr. 3, spanner size 24, thread 14x1.5		7.6245		
All engines	COL:white			7.1275	T20
All engines	COL:blue				7.1274 T22

ENGINE				
1.5 dCi	Diesel	66	11/08->	K9K 834

Engine	Information	S10	T10	T20 - T23	T22 - T25
All engines	COL:blue, switch press. 0.6 bar, thread M14X1.5	7.0178			
All engines	COL:green, Conn. nr. 3, spanner size 24, thread 14x1.5		7.6245		
All engines	COL:white			7.1275	T20
All engines	COL:blue				7.1274 T22

ENGINE				
1.5 dCi	Diesel	70	11/13->	K9K 846

Engine	Information	S10	T10	T20 - T23	T22 - T25
All engines		7.0178			
All engines	COL:green, Conn. nr. 3, spanner size 24, thread 14x1.5		7.6245		
All engines	COL:white			7.1275	T20
All engines	COL:green				7.1223 T25
All engines	COL:blue, -start-stop function				7.1274 T22

ENGINE				
1.5 dCi	Diesel	78	02/09->	K9K 832, K9K 836, K9K 846

Engine	Information	S10	T10	T20 - T23	T22 - T25
All engines	COL:blue, switch press. 0.6 bar, thread M14X1.5	7.0178			
All engines	COL:green, Conn. nr. 3, spanner size 24, thread 14x1.5		7.6245		
All engines	COL:white			7.1275	T20
All engines	COL:blue				7.1274 T22

ENGINE				
1.5 dCi	Diesel	81	02/09->	K9K 636, K9K 836, K9K 837, K9K 846

Engine	Information	S10	T10	T20 - T23	T22 - T25
All engines	COL:blue, switch press. 0.6 bar, thread M14X1.5	7.0178			
All engines	COL:green, Conn. nr. 3, spanner size 24, thread 14x1.5		7.6245		
All engines	COL:white			7.1275	T20
All engines	COL:green				7.1223 T25
All engines	+start-stop function, COL:blue, -start-stop function				7.1274 T22

ENGINE				
1.6 16V	Petrol	74	11/08->	K4M 848

Engine	Information	S10	T10	T20 - T23	T22 - T25
All engines	COL:blue, switch press. 0.6 bar, thread M14X1.5	7.0178			
All engines	COL:green, Conn. nr. 3, spanner size 24, thread 14x1.5		7.6245		
All engines	COL:white			7.1275	T20
All engines	COL:blue				7.1274 T22

ENGINE				
1.6 16V	Petrol	78	01/10-08/15	K4M 848





Engine	Information	S10	T10	T20 - T23	T22 - T25
All engines	COL:blue, switch press. 0.6 bar, thread M14X1.5	7.0178			
All engines	COL:green, Conn. nr. 3, spanner size 24, thread 14x1.5		7.6245		
All engines	COL:white			7.1275	T20
All engines	COL:green				7.1223 T25
All engines	COL:blue, -start-stop function				7.1274 T22

ENGINE				
1.6 16V	Petrol	81	11/08->	K4M 858, K4M 866



Engine	Information	S10	T10	T20 - T23	T22 - T25
All engines	COL:blue, switch press. 0.6 bar, thread M14X1.5	7.0178			
All engines	COL:green, Conn. nr. 3, spanner size 24, thread 14x1.5		7.6245		
All engines	COL:white			7.1275	T20
All engines	COL:green				7.1223 T22
All engines	COL:blue, -start-stop function				7.1274 T25

S10	OIL PRESSURE WARNING LIGHT SWITCH	T10	REVERSING LIGHT SWITCH	T20	BRAKE LIGHT SWITCH
T22	SWITCH CLUTCH CONTROL (CRUISE CONTROL)	T23	SWITCH BRAKE ACTUATION (ENGINE TIMING)	T25	SWITCH CLUTCH CONTROL (ENGINE CONTROL)

FUNCTIONS ON THE VEHICLE

Vehicle	alim.	kW	Date	Engine	 S10	 T10	 T20 - T23	 T22 - T25
ENGINE								
1.6 16V	Petrol	82	11/08->	K4M 858, K4M 866				
Engine	Information			S10	T10	T20 - T23	T22 - T25	
All engines	COL:blue, switch press. 0.6 bar, thread M14X1.5			7.0178				
All engines	COL:green, Conn. nr. 3, spanner size 24, thread 14x1.5				7.6245			
All engines	COL:white					7.1275	T20	
All engines	COL:green							7.1223 T22
All engines	COL:blue, -start-stop function							7.1274 T25
ENGINE								
1.6 16V	Petrol	85	10/15->	K4M 858				
Engine	Information			S10	T10	T20 - T23	T22 - T25	
All engines	COL:blue, switch press. 0.6 bar, thread M14X1.5			7.0178				
All engines	COL:white					7.1275	T20	
ENGINE								
1.6 16V Bifuel	Petrol/ Petro- leum Gas (LPG)	81	11/08->	K4M 866				
Engine	Information			S10	T10	T20 - T23	T22 - T25	
All engines	COL:blue, switch press. 0.6 bar, thread M14X1.5			7.0178				
All engines	COL:green, Conn. nr. 3, spanner size 24, thread 14x1.5				7.6245			
All engines	COL:white					7.1275	T20	
All engines	COL:green							7.1223 T22
All engines	COL:blue							7.1274 T22
ENGINE								
1.6 dCi	Diesel	96	04/11->	R9M 402, R9M 404, R9M 414				
Engine	Information			S10	T10	T20 - T23	T22 - T25	
All engines	COL:blue, switch press. 0.6 bar, thread M14X1.5			7.0178				
All engines	COL:green, Conn. nr. 3, spanner size 24, thread 14x1.5				7.6245			
All engines	COL:white					7.1275	T20	
All engines	COL:green							7.1223 T22
Eng. R9M 402, R9M 404	COL:green							7.1223 T25
Eng. R9M 402, R9M 404	COL:blue, -start-stop function							7.1274 T22
All engines	COL:blue, -start-stop function							7.1274 T25
ENGINE								
1.9 dCi	Diesel	96	11/08->	F9Q 870, F9Q 872				
Engine	Information			S10	T10	T20 - T23	T22 - T25	
All engines	COL:blue, switch press. 0.6 bar, thread M14X1.5			7.0178				
All engines	COL:green, conn.shape : oval, pole nr. 2				7.6096			
All engines	COL:green, Conn. nr. 3, pole nr. 3, spanner size 24, thread 14x1.5				7.6245			
All engines	COL:light blue, conn.shape : rectangular, pole nr. 2				7.6271			
All engines	COL:white					7.1275	T20	
All engines	COL:green, COL:grey, see connection type							7.1223 T22
All engines	COL:blue, COL:grey, see connection type							7.1274 T22
ENGINE								
2.0	Petrol	105	01/11->	M4R 710, M4R 713				
Engine	Information			S10	T10	T20 - T23	T22 - T25	
All engines	COL:white					7.1275	T20	
All engines	BZ1E, COL:green							7.1223 T22
All engines	BZ1E, COL:blue, -start-stop function							7.1274 T25
ENGINE								
2.0 CVT	Petrol	103	02/09->	M4R 711, M4R 713				
Engine	Information			S10	T10	T20 - T23	T22 - T25	
All engines	COL:white					7.1275	T20	
ENGINE								
2.0 dCi	Diesel	110	04/09->	M9R 615				
Engine	Information			S10	T10	T20 - T23	T22 - T25	
All engines	COL:blue, switch press. 0.6 bar, thread M14X1.5			7.0178				
All engines	COL:white					7.1275	T20	

S10	OIL PRESSURE WARNING LIGHT SWITCH	T10	REVERSING LIGHT SWITCH	T20	BRAKE LIGHT SWITCH
T22	SWITCH CLUTCH CONTROL (CRUISE CONTROL)	T23	SWITCH BRAKE ACTUATION (ENGINE TIMING)	T25	SWITCH CLUTCH CONTROL (ENGINE CONTROL)

Vehicle	alim.	kW	Date	Engine	 S10	 T10	 T20 - T23	 T22 - T25
---------	-------	----	------	--------	---	---	--	---

ENGINE				
2.0 dCi	Diesel	118	04/09->	M9R 610

Engine	Information	S10	T10	T20 - T23	T22 - T25
All engines	COL:blue, switch press. 0.6 bar, thread M14X1.5	7.0178			
All engines	COL:green, Conn. nr. 3, spanner size 24, thread 14x1.5		7.6245		
All engines	COL:white			7.1275 T20	
All engines	COL:green				7.1223 T25
All engines	+start-stop function, COL:blue				7.1274 T22

ENGINE				
2.0 dCi	Diesel	120	07/12->	M9R 610

Engine	Information	S10	T10	T20 - T23	T22 - T25
All engines	COL:blue, switch press. 0.6 bar, thread M14X1.5	7.0178			
All engines	COL:green, Conn. nr. 3, spanner size 24, thread 14x1.5		7.6245		
All engines	COL:white			7.1275 T20	
All engines	COL:green				7.1223 T25
All engines	+start-stop function, COL:blue				7.1274 T22

ENGINE				
2.0 R.S.	Petrol	195	11/08->	F4R 874

Engine	Information	S10	T10	T20 - T23	T22 - T25
All engines	COL:blue, switch press. 0.6 bar, thread M14X1.5	7.0178			
All engines	COL:green, Conn. nr. 3, spanner size 24, thread 14x1.5		7.6245		
All engines	COL:white			7.1275 T20	
All engines	COL:green				7.1223 T22
All engines	COL:blue, -start-stop function				7.1274 T25

ENGINE				
2.0 R.S.	Petrol	201	07/14->	F4R 874

Engine	Information	S10	T10	T20 - T23	T22 - T25
All engines	COL:blue, switch press. 0.6 bar, thread M14X1.5	7.0178			
All engines	COL:green, Conn. nr. 3, spanner size 24, thread 14x1.5		7.6245		
All engines	COL:white			7.1275 T20	
All engines	COL:green, LHD				7.1223 T22
All engines	COL:green, RHD				7.1223 T25
All engines	+start-stop function, COL:blue, RHD				7.1274 T22
All engines	COL:blue, LHD, -start-stop function				7.1274 T25

ENGINE				
2.0 Tce	Petrol	132	11/08->	F4R 870, F4R 872

Engine	Information	S10	T10	T20 - T23	T22 - T25
All engines	COL:blue, switch press. 0.6 bar, thread M14X1.5	7.0178			
All engines	COL:green, Conn. nr. 3, spanner size 24, thread 14x1.5		7.6245		
All engines	COL:white			7.1275 T20	
All engines	COL:green				7.1223 T25
All engines	+start-stop function, COL:blue				7.1274 T22

ENGINE				
2.0 Tce	Petrol	140	06/12->	F4R 872

Engine	Information	S10	T10	T20 - T23	T22 - T25
All engines	COL:blue, switch press. 0.6 bar, thread M14X1.5	7.0178			
All engines	COL:green, Conn. nr. 3, spanner size 24, thread 14x1.5		7.6245		
All engines	COL:white			7.1275 T20	
All engines	COL:green				7.1223 T22
All engines	COL:blue, -start-stop function				7.1274 T25





ENGINE				
2.0 Tce	Petrol	162	09/12->	F4R 874

Engine	Information	S10	T10	T20 - T23	T22 - T25
All engines	COL:blue, switch press. 0.6 bar, thread M14X1.5	7.0178			
All engines	COL:green, Conn. nr. 3, spanner size 24, thread 14x1.5		7.6245		
All engines	COL:white			7.1275 T20	
All engines	COL:green				7.1223 T25
All engines	COL:blue, -start-stop function				7.1274 T22

ENGINE				
2.0 Tce	Petrol	184	05/09->	F4R 874

Engine	Information	S10	T10	T20 - T23	T22 - T25
All engines	COL:blue, switch press. 0.6 bar, thread M14X1.5	7.0178			
All engines	COL:green, Conn. nr. 3, spanner size 24, thread 14x1.5		7.6245		

S10	OIL PRESSURE WARNING LIGHT SWITCH	T10	REVERSING LIGHT SWITCH	T20	BRAKE LIGHT SWITCH
T22	SWITCH CLUTCH CONTROL (CRUISE CONTROL)	T23	SWITCH BRAKE ACTUATION (ENGINE TIMING)	T25	SWITCH CLUTCH CONTROL (ENGINE CONTROL)

				FUNCTIONS ON THE VEHICLE				
Vehicle	alim.	kW	Date	Engine	 S10	 T10	 T20 - T23	 T22 - T25
ENGINE								
2.0 TCe	Petrol	184	05/09->	F4R 874				
Engine	Information			S10	T10	T20 - T23	T22 - T25	
All engines	COL:white					7.1275 T20		
All engines	COL:blue						7.1274 T22	
ENGINE								
2.0 TCe 220	Petrol	162	11/13->	F4R 874				
Engine	Information			S10	T10	T20 - T23	T22 - T25	
All engines				7.0178				
All engines	COL:green, Conn. nr. 3, spanner size 24, thread 14x1.5				7.6245			
All engines	COL:white					7.1275 T20		
All engines	COL:green						7.1223 T25	
All engines	COL:blue, -start-stop function						7.1274 T22	
MEGANE IV								
ENGINE								
1.2 TCe 100	Petrol	74	11/15->	HSF 408				
Engine	Information			S10	T10	T20 - T23	T22 - T25	
All engines	COL:green, Conn. nr. 3, spanner size 24, thread 14x1.5				7.6245			
ENGINE								
1.2 TCe 130	Petrol	97	11/15->	HSF 408				
Engine	Information			S10	T10	T20 - T23	T22 - T25	
All engines	COL:green, Conn. nr. 3, spanner size 24, thread 14x1.5				7.6245			
ENGINE								
1.3 TCe 115	Petrol	85	01/18->	H5H 450, H5H 470				
Engine	Information			S10	T10	T20 - T23	T22 - T25	
All engines	COL:green, Conn. nr. 3, spanner size 24, thread 14x1.5				7.6245			
ENGINE								
1.3 TCe 140	Petrol	103	01/18->	H5H 450, H5H 470				
Engine	Information			S10	T10	T20 - T23	T22 - T25	
All engines	COL:green, Conn. nr. 3, spanner size 24, thread 14x1.5				7.6245			
ENGINE								
1.3 TCe 160	Petrol	120	01/18->	H5H 450, H5H 470				
Engine	Information			S10	T10	T20 - T23	T22 - T25	
All engines	COL:green, Conn. nr. 3, spanner size 24, thread 14x1.5				7.6245			
ENGINE								
1.5 dCi 110	Diesel	81	11/15->	K9K 646, K9K 656, K9K 657, K9K674, K9K675, K9K676, K9K677				
Engine	Information			S10	T10	T20 - T23	T22 - T25	
All engines	COL:blue, switch press. 0.6 bar, thread M14X1.5			7.0178				
All engines	COL:green, Conn. nr. 3, spanner size 24, thread 14x1.5				7.6245			
ENGINE								
1.5 dCi 90	Diesel	66	11/15->	K9K 656, K9K676				
Engine	Information			S10	T10	T20 - T23	T22 - T25	
All engines	COL:blue, switch press. 0.6 bar, thread M14X1.5			7.0178				
All engines	COL:green, Conn. nr. 3, spanner size 24, thread 14x1.5				7.6245			
ENGINE								
1.6 16V	Petrol	84	11/15->	H4M 738, H4M 748, H4M 750				
Engine	Information			S10	T10	T20 - T23	T22 - T25	
All engines	COL:green, Conn. nr. 3, spanner size 24, thread 14x1.5				7.6245			
All engines	COL:blue, Conn. nr. 2, spanner size 24, thread 14x1.5				7.6271			
ENGINE								
1.6 dCi 130	Diesel	96	11/15->	R9M 409, R9M 410, R9M412				
Engine	Information			S10	T10	T20 - T23	T22 - T25	
All engines	COL:blue, switch press. 0.6 bar, thread M14X1.5			7.0178				
All engines	COL:green, Conn. nr. 3, spanner size 24, thread 14x1.5				7.6245			
ENGINE								
1.6 dCi 165	Diesel	120	11/15->	R9M 452				
Engine	Information			S10	T10	T20 - T23	T22 - T25	
All engines	COL:blue, switch press. 0.6 bar, thread M14X1.5			7.0178				

S10	OIL PRESSURE WARNING LIGHT SWITCH	T10	REVERSING LIGHT SWITCH	T20	BRAKE LIGHT SWITCH
T22	SWITCH CLUTCH CONTROL (CRUISE CONTROL)	T23	SWITCH BRAKE ACTUATION (ENGINE TIMING)	T25	SWITCH CLUTCH CONTROL (ENGINE CONTROL)

Vehicle	alim.	kW	Date	Engine	 S10	 T10	 T20 - T23	 T22 - T25
---------	-------	----	------	--------	---	---	--	---

ENGINE				
1.6 SCe	Petrol	84	10/16->	H4M 738, H4M 750

Engine	Information	S10	T10	T20 - T23	T22 - T25
All engines	COL:green, Conn. nr. 3, spanner size 24, thread 14x1.5		7.6245		
All engines	COL:blue, Conn. nr. 2, spanner size 24, thread 14x1.5		7.6271		

ENGINE				
1.6 TCe 205	Petrol	151	04/16->	M5M 450

Engine	Information	S10	T10	T20 - T23	T22 - T25
All engines	COL:blue, switch press. 0.6 bar, thread M14X1.5	7.0178			

ENGINE				
1.8 RSTCe 280	Petrol	205	10/17->	M5P 402

Engine	Information	S10	T10	T20 - T23	T22 - T25
All engines	COL:green, Conn. nr. 3, spanner size 24, thread 14x1.5		7.6245		

MEGANE SCÉNIC I

ENGINE				
1.4 i	Petrol	55	01/97-09/99	E7J 764

Engine	Information	S10	T10	T20 - T23	T22 - T25
All engines	COL:milk white, spanner size 21, switch press. 0.3 bar, thread M14x1.5, without cable	7.0076			
All engines			7.6096		
All engines	+automatic transmission			7.1131	T20

ENGINE				
1.6 16V	Petrol	79	04/98-10/99	K4M 700, K4M 701, K4M 704, K4M 708

Engine	Information	S10	T10	T20 - T23	T22 - T25
All engines	COL:green, switch press. 0.2 bar	7.0131			
Eng. K4M 704, K4M 708			7.6096		
All engines	+automatic transmission, +manual transmission, pole nr. 3			7.1131	T20
Eng. K4M 708	pole nr. 4			7.1275	T20
Eng. K4M 701					7.1115 T22

ENGINE				
1.6 e	Petrol	66	10/96-10/99	K7M 702, K7M 703

Engine	Information	S10	T10	T20 - T23	T22 - T25
All engines	COL:milk white, spanner size 21, switch press. 0.3 bar, thread M14x1.5, without cable	7.0076			
All engines			7.6096	7.1131	T20

ENGINE				
1.6 i	Petrol	55	01/97-09/99	K7M 720

Engine	Information	S10	T10	T20 - T23	T22 - T25
All engines	COL:milk white, spanner size 21, switch press. 0.3 bar, thread M14x1.5, without cable	7.0076			
All engines			7.6096	7.1131	T20

ENGINE				
1.9 D	Diesel	47	03/97-09/99	F8Q 790

Engine	Information	S10	T10	T20 - T23	T22 - T25
All engines	COL:green, switch press. 0.2 bar	7.0131			
All engines				7.1131	T20 7.1115 T22

ENGINE				
1.9 dT	Diesel	66	01/97-09/99	F8Q 784, F8Q 786

Engine	Information	S10	T10	T20 - T23	T22 - T25
All engines	-> 01/08/97, COL:green, spanner size 21, switch press. 0.2 bar, thread M18x1.5	7.0075			
Eng. F8Q 786	01/09/97 ->, COL:green, switch press. 0.2 bar	7.0131			
All engines				7.1131	T20

ENGINE				
1.9 dT	Diesel	69	03/97-08/99	F8Q 784

Engine	Information	S10	T10	T20 - T23	T22 - T25
All engines	COL:green, spanner size 21, switch press. 0.2 bar, thread M18x1.5	7.0075			
All engines				7.1131	T20

ENGINE				
1.9 dTi	Diesel	72	04/97-09/99	F9Q 730, F9Q 734

Engine	Information	S10	T10	T20 - T23	T22 - T25
Eng. F9Q 734	-> 01/08/97, COL:green, spanner size 21, switch press. 0.2 bar, thread M18x1.5	7.0075			

S10 OIL PRESSURE WARNING LIGHT SWITCH	T10 REVERSING LIGHT SWITCH	T20 BRAKE LIGHT SWITCH
T22 SWITCH CLUTCH CONTROL (CRUISE CONTROL)	T23 SWITCH BRAKE ACTUATION (ENGINE TIMING)	T25 SWITCH CLUTCH CONTROL (ENGINE CONTROL)

FUNCTIONS ON THE VEHICLE

Vehicle	alim.	kW	Date	Engine	 S10	 T10	 T20 - T23	 T22 - T25
---------	-------	----	------	--------	---	---	--	---

ENGINE				
1.9 dTi	Diesel	72	04/97-09/99	F9Q 730, F9Q 734

Engine	Information	S10	T10	T20 - T23	T22 - T25
Eng. F9Q 730		7.0110	7.6096		
Eng. F9Q 734	01/09/97 ->, COL:green, switch press. 0.2 bar	7.0131			
All engines	pole nr. 2, pole nr. 3			7.1131 T20	
All engines					7.1115 T22

ENGINE				
2.0 i	Petrol	80	01/99-09/99	F3R 750, F3R 751, F3R 791, F3R 796, F3R 797, F3R 798

Engine	Information	S10	T10	T20 - T23	T22 - T25
Eng. F3R 750, F3R 751, F3R 798	-> 01/08/97, COL:green, spanner size 21, switch press. 0.2 bar, thread M18x1.5	7.0075			
Eng. F3R 791, F3R 796, F3R 797, F3R 798	01/09/97 ->, COL:green, switch press. 0.2 bar	7.0131			
All engines				7.1131 T20	
Eng. F3R 796					7.1115 T22

ENGINE				
2.0 i	Petrol	84	01/97-09/99	F3R 750, F3R 751, F3R 791, F3R 796, F3R 797, F3R 798

Engine	Information	S10	T10	T20 - T23	T22 - T25
Eng. F3R 750, F3R 751, F3R 798	-> 01/08/97, COL:green, spanner size 21, switch press. 0.2 bar, thread M18x1.5	7.0075			
Eng. F3R 791, F3R 796, F3R 797, F3R 798	01/09/97 ->, COL:green, switch press. 0.2 bar	7.0131			
All engines				7.1131 T20	

ENGINE				
2.0 RXE 4x4	Petrol	84	05/97-10/99	F3R 750

Engine	Information	S10	T10	T20 - T23	T22 - T25
All engines		7.0110	7.6096		
All engines	pole nr. 2, pole nr. 3			7.1131 T20	

MODUS

ENGINE				
1.2 BiFuel	Petrol/ Petro- leum Gas (LPG)	55	06/09-12/12	D4F 744

Engine	Information	S10	T10	T20 - T23	T22 - T25
All engines	COL:white, switch press. 0.9 bar	7.0179			
All engines	-> 01/01/12, BITRON, COL:white			7.1225 T20	
All engines	-> 01/01/12, COL:blue				7.1224 T22

ENGINE				
1.4	Petrol	65	04/06-12/13	K4J 770, K4J 780

Engine	Information	S10	T10	T20 - T23	T22 - T25
All engines	COL:grey, switch press. 0.5 bar, thread M14X1.5	7.0151			
All engines	COL:blue, switch press. 0.6 bar, thread M14X1.5	7.0178			
All engines	COL:green, Conn. nr. 3, spanner size 24, t.nr. JH3154, t.nr. JH3173, thread 14x1.5		7.6245		
All engines	-> 01/08/07, COL:blue, Conn. nr. 2, spanner size 24, t.nr. JH3129, t.nr. JH3172, t.nr. JH3177, thread 14x1.5		7.6271		

MODUS / GRAND MODUS

ENGINE				
1.2	Petrol	48	05/05->	D4F 740

Engine	Information	S10	T10	T20 - T23	T22 - T25
All engines	COL:grey, switch press. 0.9 bar	7.0153			
All engines	COL:white, switch press. 0.9 bar	7.0179			
All engines	-> 01/05/07, COL:blue, Conn. nr. 2, spanner size 24, thread 14x1.5		7.6271		
All engines	no specific info conc. application available				7.1224 T22

ENGINE				
1.2	Petrol	55	12/04->	D4F 740, D4F 742, D4F 744

Engine	Information	S10	T10	T20 - T23	T22 - T25
Eng. D4F 740, D4F 742	COL:grey, conn.shape : round, JPOC/JPOR/JPOT, switch press. 0.9 bar	7.0153			
All engines	COL:white, conn.shape : rectangular, JPOC/JPOR/JPOT, switch press. 0.9 bar	7.0179			
Eng. D4F 742	conn.shape : oval, pole nr. 2		7.6096		

S10 OIL PRESSURE WARNING LIGHT SWITCH	T10 REVERSING LIGHT SWITCH	T20 BRAKE LIGHT SWITCH
T22 SWITCH CLUTCH CONTROL (CRUISE CONTROL)	T23 SWITCH BRAKE ACTUATION (ENGINE TIMING)	T25 SWITCH CLUTCH CONTROL (ENGINE CONTROL)

FUNCTIONS ON THE VEHICLE

Vehicle	alim.	kW	Date	Engine	 S10	 T10	 T20 - T23	 T22 - T25
---------	-------	----	------	--------	---	---	--	---

ENGINE				
1.2	Petrol	55	12/04->	D4F 740, D4F 742, D4F 744

Engine	Information	S10	T10	T20 - T23	T22 - T25
Eng. D4F 742	pole nr. 3		7.6245		
All engines	-> 01/05/07, COL:blue, Conn. nr. 2, conn.shape : rectangular, pole nr. 2, spanner size 24, thread 14x1.5		7.6271		
All engines	-> 01/01/12, BITRON, COL:grey, COL:white			7.1225	T20
Eng. D4F 742	COL:black			7.1227	T20
All engines	-> 01/01/12, COL:blue, no specific info conc. application available				7.1224 T22

ENGINE				
1.2	Petrol	58	12/04->	D4F 764

Engine	Information	S10	T10	T20 - T23	T22 - T25
All engines	COL:white, switch press. 0.9 bar	7.0179			
All engines	-> 01/05/07, COL:blue, Conn. nr. 2, spanner size 24, thread 14x1.5		7.6271		
All engines	no specific info conc. application available				7.1224 T22

ENGINE				
1.2	Petrol	76	04/11->	D4F 786

Engine	Information	S10	T10	T20 - T23	T22 - T25
All engines	COL:white, switch press. 0.9 bar	7.0179			
All engines	COL:green, Conn. nr. 3, spanner size 24, t.nr. JH3313, thread 14x1.5		7.6245		
All engines	-> 01/01/12, BITRON, COL:white			7.1225	T20
All engines	COL:grey				7.1223 T25
All engines	COL:blue				7.1224 T22
All engines	-> 01/01/12, COL:blue				7.1224 T25

ENGINE				
1.2 16V	Petrol	74	05/07->	D4F 784

Engine	Information	S10	T10	T20 - T23	T22 - T25
All engines	COL:white, switch press. 0.9 bar	7.0179			
All engines	no specific info conc. application available				7.1224 T22

ENGINE				
1.2 16V Hi-Flex	Petrol/Ethanol	55	10/08->	D4F 740, D4F 742

Engine	Information	S10	T10	T20 - T23	T22 - T25
Eng. D4F 740	COL:grey, switch press. 0.9 bar	7.0153			
All engines	COL:white, switch press. 0.9 bar	7.0179			
Eng. D4F 742	COL:green, Conn. nr. 3, spanner size 24, thread 14x1.5		7.6245		
Eng. D4F 742	COL:blue, Conn. nr. 2, spanner size 24, thread 14x1.5		7.6271		
Eng. D4F 742	-> 01/01/12, BITRON, COL:white			7.1225	T20
All engines	-> 01/01/12, COL:blue, no specific info conc. application available				7.1224 T22

ENGINE				
1.4	Petrol	72	12/04->	K4J 770, K4J 780


Engine	Information	S10	T10	T20 - T23	T22 - T25
All engines	COL:grey, switch press. 0.5 bar, thread M14X1.5	7.0151			
All engines	COL:blue, switch press. 0.6 bar, thread M14X1.5	7.0178			
All engines	COL:green, Conn. nr. 3, spanner size 24, t.nr. JH3154, t.nr. JH3173, thread 14x1.5		7.6245		
All engines	-> 01/08/07, COL:blue, Conn. nr. 2, spanner size 24, t.nr. JH3129, t.nr. JH3172, t.nr. JH3177, thread 14x1.5		7.6271		
Eng. K4J 770	BITRON, COL:white			7.1225	T20
Eng. K4J 780	no specific info conc. application available				7.1224 T22
Eng. K4J 770	COL:blue				7.1224 T25

ENGINE				
1.5 dCi	Diesel	48	12/04->	K9K 752, K9K 762, K9K 768

Engine	Information	S10	T10	T20 - T23	T22 - T25
Eng. K9K 752	COL:grey, switch press. 0.5 bar, thread M14X1.5	7.0151			
All engines	COL:blue, switch press. 0.6 bar, thread M14X1.5	7.0178			
All engines	-> 01/06/07, COL:blue, Conn. nr. 2, spanner size 24, thread 14x1.5		7.6271		
Eng. K9K 762, K9K 768	BITRON, COL:white			7.1225	T20
Eng. K9K 752	no specific info conc. application available				7.1224 T22
Eng. K9K 762, K9K 768	COL:blue				7.1224 T25

S10 OIL PRESSURE WARNING LIGHT SWITCH	T10 REVERSING LIGHT SWITCH	T20 BRAKE LIGHT SWITCH
T22 SWITCH CLUTCH CONTROL (CRUISE CONTROL)	T23 SWITCH BRAKE ACTUATION (ENGINE TIMING)	T25 SWITCH CLUTCH CONTROL (ENGINE CONTROL)

FUNCTIONS ON THE VEHICLE

Vehicle	alim.	kW	Date	Engine	 S10	 T10	 T20 - T23	 T22 - T25
---------	-------	----	------	--------	---	---	--	---

ENGINE
1.5 dCi Diesel 50 12/04-> K9K 762, K9K 768

Engine	Information	S10	T10	T20 - T23	T22 - T25
All engines	COL:blue, switch press. 0.6 bar, thread M14X1.5	7.0178			
Eng. K9K 768	COL:green, Conn. nr. 3, spanner size 24, thread 14x1.5		7.6245		
All engines	-> 01/06/07, COL:blue, Conn. nr. 2, spanner size 24, thread 14x1.5		7.6271		
Eng. K9K 768	BITRON, COL:white			7.1225 T20	
All engines	COL:blue, no specific info conc. application available				7.1224 T22

ENGINE
1.5 dCi Diesel 60 09/04-> K9K 750

Engine	Information	S10	T10	T20 - T23	T22 - T25
All engines	COL:grey, switch press. 0.5 bar, thread M14X1.5	7.0151			
All engines	COL:blue, switch press. 0.6 bar, thread M14X1.5	7.0178			
All engines	COL:blue, Conn. nr. 2, spanner size 24, thread 14x1.5		7.6271		
All engines	no specific info conc. application available				7.1224 T22

ENGINE
1.5 dCi Diesel 63 12/04-> K9K 760, K9K 766

Engine	Information	S10	T10	T20 - T23	T22 - T25
All engines	COL:blue, switch press. 0.6 bar, thread M14X1.5	7.0178			
All engines	COL:green, Conn. nr. 3, spanner size 24, thread 14x1.5		7.6245		
All engines	-> 01/01/12, BITRON, COL:white			7.1225 T20	
All engines	-> 01/01/12, COL:blue				7.1224 T22

ENGINE
1.5 dCi Diesel 76 05/07-> K9K 772

Engine	Information	S10	T10	T20 - T23	T22 - T25
All engines	COL:blue, switch press. 0.6 bar, thread M14X1.5	7.0178			
All engines	COL:green, Conn. nr. 3, spanner size 24, thread 14x1.5		7.6245		
All engines	BITRON, COL:white			7.1225 T20	
All engines	COL:blue				7.1224 T22

ENGINE
1.5 dCi Diesel 78 05/05-> K9K 760, K9K 764

Engine	Information	S10	T10	T20 - T23	T22 - T25
All engines	COL:blue, switch press. 0.6 bar, thread M14X1.5	7.0178			
Eng. K9K 764	COL:green, Conn. nr. 3, spanner size 24, thread 14x1.5		7.6245		
All engines	BITRON, COL:white			7.1225 T20	
All engines	COL:blue				7.1224 T22

ENGINE
1.5 dCi 75 Diesel 55 10/10-> K9K 770

Engine	Information	S10	T10	T20 - T23	T22 - T25
All engines	COL:blue, switch press. 0.6 bar, thread M14X1.5	7.0178			
All engines	BITRON, COL:white			7.1225 T20	
All engines	no specific info conc. application available				7.1224 T22

ENGINE
1.5 dCi 90 Diesel 65 10/10-> K9K 750, K9K 770

Engine	Information	S10	T10	T20 - T23	T22 - T25
Eng. K9K 750	conn.shape : round	7.0151			
All engines	COL:blue, conn.shape : rectangular, switch press. 0.6 bar, thread M14X1.5	7.0178			
Eng. K9K 750	conn.shape : oval, pole nr. 2		7.6096		
Eng. K9K 750	pole nr. 3		7.6245		
Eng. K9K 750	conn.shape : rectangular, pole nr. 2		7.6271		
All engines	BITRON, COL:grey, COL:white			7.1225 T20	
Eng. K9K 750	COL:black			7.1227 T20	
Eng. K9K 750	no specific info conc. application available				7.1224 T22

ENGINE
1.6 Petrol 65 12/04-> K4M 792, K4M 794

Engine	Information	S10	T10	T20 - T23	T22 - T25
All engines	COL:grey, conn.shape : round, switch press. 0.5 bar, thread M14X1.5	7.0151			
All engines	COL:blue, conn.shape : rectangular, switch press. 0.6 bar, thread M14X1.5	7.0178			
Eng. K4M 792	COL:green, pole nr. 2		7.6096		
Eng. K4M 792	COL:green, pole nr. 3		7.6245		
Eng. K4M 792	COL:light blue, pole nr. 2		7.6271		

S10 OIL PRESSURE WARNING LIGHT SWITCH	T10 REVERSING LIGHT SWITCH	T20 BRAKE LIGHT SWITCH
T22 SWITCH CLUTCH CONTROL (CRUISE CONTROL)	T23 SWITCH BRAKE ACTUATION (ENGINE TIMING)	T25 SWITCH CLUTCH CONTROL (ENGINE CONTROL)

FUNCTIONS ON THE VEHICLE

Vehicle	alim.	kW	Date	Engine	 S10	 T10	 T20 - T23	 T22 - T25
---------	-------	----	------	--------	---	---	--	---

ENGINE				
1.6	Petrol	65	12/04->	K4M 792, K4M 794

Engine	Information	S10	T10	T20 - T23	T22 - T25
Eng. K4M 792	COL:grey			7.1225 T20	
Eng. K4M 792	COL:black			7.1227 T20	
All engines	no specific info conc. application available				7.1224 T22

ENGINE				
1.6	Petrol	82	12/04->	K4M 790, K4M 791, K4M 800, K4M 801

Engine	Information	S10	T10	T20 - T23	T22 - T25
Eng. K4M 790, K4M 791	COL:grey, JPOB, switch press. 0.5 bar, thread M14X1.5	7.0151			
All engines	COL:blue, JPOB/JP16/JP1G, switch press. 0.6 bar, thread M14X1.5	7.0178			
All engines	COL:green, Conn. nr. 3, spanner size 24, t.nr. JH3155, thread 14x1.5		7.6245		
All engines	-> 01/08/07, COL:blue, Conn. nr. 2, spanner size 24, t.nr. JH3131/JH3179, t.nr. JR5138, t.nr. JR5171, thread 14x1.5		7.6271		
All engines	-> 01/01/12, BITRON, COL:white			7.1225 T20	
All engines	-> 01/01/12, COL:blue				7.1224 T22

RAPID

ENGINE				
1.0	Petrol	27	02/86-05/92	C1C 706

Engine	Information	S10	T10	T20 - T23	T22 - T25
All engines	-> 01/10/86	7.0006			
All engines	01/10/86 ->	7.0076			
All engines	-> 01/03/88		7.6015		
All engines	01/03/88 ->		7.6096		
All engines				7.1075 T20	

ENGINE				
1.0	Petrol	31	09/85-08/91	C1C 706

Engine	Information	S10	T10	T20 - T23	T22 - T25
All engines	-> 01/10/86	7.0006			
All engines	01/10/86 ->	7.0076			
All engines	-> 01/03/88		7.6015		
All engines	01/03/88 ->		7.6096		
All engines				7.1075 T20	

ENGINE				
1.1	Petrol	33	07/85-04/95	C1E 750, C1E 752, C1E 754, C1E 756, C1E 760, C1E 762, C1E 792

Engine	Information	S10	T10	T20 - T23	T22 - T25
All engines	-> 01/10/86	7.0006			
All engines	01/10/86 ->	7.0076			
All engines	-> 01/03/88		7.6015		
All engines	01/03/88 ->		7.6096		
All engines				7.1075 T20	





ENGINE				
1.1	Petrol	34	09/85-08/91	C1E 750

Engine	Information	S10	T10	T20 - T23	T22 - T25
All engines	-> 01/10/86	7.0006			
All engines	01/10/86 ->	7.0076			
All engines	-> 01/03/88		7.6015		
All engines	01/03/88 ->		7.6096		
All engines				7.1075 T20	

ENGINE				
1.1	Petrol	35	09/93-04/95	C1E 762

Engine	Information	S10	T10	T20 - T23	T22 - T25
All engines	-> 01/10/86	7.0006			
All engines	01/10/86 ->	7.0076			
All engines	-> 01/03/88		7.6015		
All engines	01/03/88 ->		7.6096		
All engines				7.1075 T20	

S10 OIL PRESSURE WARNING LIGHT SWITCH	T10 REVERSING LIGHT SWITCH	T20 BRAKE LIGHT SWITCH
T22 SWITCH CLUTCH CONTROL (CRUISE CONTROL)	T23 SWITCH BRAKE ACTUATION (ENGINE TIMING)	T25 SWITCH CLUTCH CONTROL (ENGINE CONTROL)

				FUNCTIONS ON THE VEHICLE				
Vehicle	alim.	kW	Date	Engine	 S10	 T10	 T20 - T23	 T22 - T25
ENGINE								
1.1	Petrol	36	09/91-10/97	C1E 764				
ENGINE								
Engine					S10	T10	T20 - T23	T22 - T25
Information								
All engines			-> 01/10/86		7.0006			
All engines			01/10/86 ->		7.0076			
All engines			-> 01/03/88			7.6015		
All engines			01/03/88 ->			7.6096		
All engines							7.1075	T20
ENGINE								
1.2	Petrol	40	09/91-03/98	C1G 726, C3G 710, C3G 712				
ENGINE								
Engine					S10	T10	T20 - T23	T22 - T25
Information								
All engines					7.0076	7.6096	7.1075	T20
ENGINE								
1.4	Petrol	43	07/85-09/97	C1J 768, C1J 780, E6J 738				
ENGINE								
Engine					S10	T10	T20 - T23	T22 - T25
Information								
Eng. C1J 768			-> 01/10/86		7.0006			
All engines			01/10/86 ->		7.0076			
Eng. C1J 768, C1J 780			-> 01/03/88			7.6015		
All engines			01/03/88 ->			7.6096		
All engines							7.1075	T20
ENGINE								
1.4	Petrol	44	03/86-08/91	C2J 784				
ENGINE								
Engine					S10	T10	T20 - T23	T22 - T25
Information								
All engines			-> 01/10/86		7.0006			
All engines			01/10/86 ->		7.0076			
All engines			-> 01/03/88			7.6015		
All engines			01/03/88 ->			7.6096		
All engines							7.1075	T20
ENGINE								
1.4	Petrol	55	09/91-03/98	E7J 720, E7J 724, E7J 726, E7J 773				
ENGINE								
Engine					S10	T10	T20 - T23	T22 - T25
Information								
All engines					7.0076	7.6096	7.1075	T20
ENGINE								
1.4	Petrol	58	01/94-03/98	E7J 728				
ENGINE								
Engine					S10	T10	T20 - T23	T22 - T25
Information								
All engines					7.0076	7.6096	7.1075	T20
ENGINE								
1.4	Petrol	59	05/95-08/97	E7J 726, E7J 773				
ENGINE								
Engine					S10	T10	T20 - T23	T22 - T25
Information								
All engines			COL:brown, spanner size 24, switch press. 0.55/0.85 bar, thread M14x1.5		7.0076			
All engines			COL:blue, Conn. nr. 2, spanner size 24, thread 14x1.5			7.6271		
All engines			thread M16x1.5				7.1075	T20
ENGINE								
1.4 Cat	Petrol	43	08/88-03/98	C3J 700, C3J 702, C3J 760, C3J 762				
ENGINE								
Engine					S10	T10	T20 - T23	T22 - T25
Information								
Eng. C3J 702, C3J 760, C3J 762					7.0076			
All engines						7.6096	7.1075	T20
ENGINE								
1.4 RN	Petrol	44	09/91-08/93	E6J 734				
ENGINE								
Engine					S10	T10	T20 - T23	T22 - T25
Information								
All engines					7.0076	7.6096	7.1075	T20
ENGINE								
1.6 D	Diesel	40	03/86-08/98	F8M 720, F8M 730, F8M 736, F8M 760				
ENGINE								
Engine					S10	T10	T20 - T23	T22 - T25
Information								
All engines					7.0034	7.6015	7.1075	T20

S10	OIL PRESSURE WARNING LIGHT SWITCH	T10	REVERSING LIGHT SWITCH	T20	BRAKE LIGHT SWITCH
T22	SWITCH CLUTCH CONTROL (CRUISE CONTROL)	T23	SWITCH BRAKE ACTUATION (ENGINE TIMING)	T25	SWITCH CLUTCH CONTROL (ENGINE CONTROL)

Vehicle	alim.	kW	Date	Engine	 S10	 T10	 T20 - T23	 T22 - T25
---------	-------	----	------	--------	---	---	--	---

ENGINE				
1.9	Diesel	47	07/95-03/98	F8Q 684, F8Q 724, F8Q 776

Engine	Information	S10	T10	T20 - T23	T22 - T25
All engines	-> 01/08/97, COL:green, spanner size 21, switch press. 0.2 bar, thread M18x1.5	7.0075			
Eng. F8Q 684	01/09/97 ->, COL:green, switch press. 0.2 bar	7.0131			
All engines	thread M16x1.5			7.1075 T20	

ENGINE				
1.9 D	Diesel	40	09/94-03/98	F8Q 640, F8Q 644, F8Q 648, F8Q 682, F8Q 724

Engine	Information	S10	T10	T20 - T23	T22 - T25
Eng. F8Q 644, F8Q 648, F8Q 724	-> 01/08/97, COL:green, spanner size 21, switch press. 0.2 bar, thread M18x1.5	7.0075			
Eng. F8Q 640, F8Q 682	-> 25/08/97	7.0110			
Eng. F8Q 648, F8Q 682	01/09/97 ->, 25/08/97 ->, COL:green, switch press. 0.2 bar	7.0131			
Eng. F8Q 640, F8Q 682			7.6096		
Eng. F8Q 644, F8Q 648, F8Q 724	COL:blue, Conn. nr. 2, spanner size 24, thread 14x1.5		7.6271		
All engines	thread M16x1.5			7.1075 T20	

ENGINE				
1.9 D	Diesel	47	09/91-03/98	F8Q 644, F8Q 646, F8Q 648, F8Q 680, F8Q 684, F8Q 722, F8Q 724, F8Q 774, F8Q 776

Engine	Information	S10	T10	T20 - T23	T22 - T25
All engines	-> 25/08/97	7.0110			
Eng. F8Q 648, F8Q 680, F8Q 684	25/08/97 ->	7.0131			
All engines			7.6096	7.1075 T20	

ENGINE				
Electric	Electric	21	01/94-11/98	2BD 700

Engine	Information	S10	T10	T20 - T23	T22 - T25
All engines	thread M16x1.5			7.1075 T20	

SAFRANE I				
ENGINE				
2.0	Petrol	77	11/92-07/96	J7R 732, J7R 733

Engine	Information	S10	T10	T20 - T23	T22 - T25
All engines		7.0075	7.6151		7.1072 T22
All engines	+manual transmission			7.1075 T20	
All engines	+automatic transmission			7.1113 T20	

ENGINE				
2.0	Petrol	97	08/92-09/96	J7R 738, J7R 739

Engine	Information	S10	T10	T20 - T23	T22 - T25
All engines		7.0075	7.6151		7.1072 T22
All engines	+manual transmission			7.1075 T20	
All engines	+automatic transmission			7.1113 T20	

ENGINE				
2.0 12V	Petrol	97	04/92-07/96	J7R 734, J7R 735

Engine	Information	S10	T10	T20 - T23	T22 - T25
All engines		7.0075	7.6151		7.1072 T22
All engines	+manual transmission			7.1075 T20	
All engines	+automatic transmission			7.1113 T20	

ENGINE				
2.1 dT	Diesel	65	11/93-07/96	J8S 760

Engine	Information	S10	T10	T20 - T23	T22 - T25
All engines	press. 0, 50 bar	7.0075			
All engines	press. 0, 30 bar	7.0076			
All engines			7.6151		7.1072 T22
All engines	+manual transmission			7.1075 T20	
All engines	+automatic transmission			7.1113 T20	

ENGINE				
2.2	Petrol	101	04/92-07/96	J7T 760, J7T 761

Engine	Information	S10	T10	T20 - T23	T22 - T25
All engines		7.0075	7.6151		7.1072 T22

S10	OIL PRESSURE WARNING LIGHT SWITCH	T10	REVERSING LIGHT SWITCH	T20	BRAKE LIGHT SWITCH
T22	SWITCH CLUTCH CONTROL (CRUISE CONTROL)	T23	SWITCH BRAKE ACTUATION (ENGINE TIMING)	T25	SWITCH CLUTCH CONTROL (ENGINE CONTROL)

FUNCTIONS ON THE VEHICLE

Vehicle	alim.	kW	Date	Engine	 S10	 T10	 T20 - T23	 T22 - T25
---------	-------	----	------	--------	---	---	--	---

ENGINE				
2.2	Petrol	101	04/92-07/96	J7T 760, J7T 761

Engine	Information	S10	T10	T20 - T23	T22 - T25
All engines	+manual transmission			7.1075 T20	
All engines	+automatic transmission			7.1113 T20	

ENGINE				
2.2	Petrol	79	04/92-07/96	J7T 762

Engine	Information	S10	T10	T20 - T23	T22 - T25
All engines		7.0075	7.6151		7.1072 T22
All engines	+manual transmission			7.1075 T20	
All engines	+automatic transmission			7.1113 T20	

ENGINE				
2.5 dT	Diesel	83	12/92-07/96	S8U 763

Engine	Information	S10	T10	T20 - T23	T22 - T25
All engines		7.0076	7.6151		7.1072 T22
All engines	+manual transmission			7.1075 T20	
All engines	+automatic transmission			7.1113 T20	

ENGINE				
3.0	Petrol	125	02/93-06/96	Z7X 723

Engine	Information	S10	T10	T20 - T23	T22 - T25
All engines		7.0076			
All engines	pole nr. 2		7.6151		
All engines	+manual transmission			7.1075 T20	
All engines	+automatic transmission			7.1113 T20	

ENGINE				
3.0 Biturbo 4x4	Petrol	193	02/93-07/96	Z7X 726

Engine	Information	S10	T10	T20 - T23	T22 - T25
All engines		7.0076	7.6096		7.1072 T22
All engines	+manual transmission			7.1075 T20	
All engines	+automatic transmission			7.1113 T20	

ENGINE				
3.0 V6	Petrol	123	12/92-07/96	Z7X 721, Z7X 722, Z7X 723, Z7X 753

Engine	Information	S10	T10	T20 - T23	T22 - T25
All engines		7.0076			
Eng. Z7X 722, Z7X 723	pole nr. 2		7.6151		
All engines	+manual transmission			7.1075 T20	
All engines	+automatic transmission			7.1113 T20	
Eng. Z7X 753					7.1072 T22

ENGINE				
3.0 V6 4x4	Petrol	123	12/92-07/96	Z7X 721, Z7X 722, Z7X 723

Engine	Information	S10	T10	T20 - T23	T22 - T25
All engines		7.0076			7.1072 T22
Eng. Z7X 722, Z7X 723	pole nr. 2		7.6151		
All engines	+manual transmission			7.1075 T20	
All engines	+automatic transmission			7.1113 T20	

SAFRANE II

ENGINE				
2.0 16V	Petrol	100	07/96-12/00	N7Q 710, N7Q 711

Engine	Information	S10	T10	T20 - T23	T22 - T25
All engines	COL: brown, spanner size 24, switch press. 0.55/0.85 bar, thread M14x1.5	7.0076			
All engines					7.1072 T22




ENGINE				
2.2 dT	Diesel	83	07/96-12/00	G8T 740

Engine	Information	S10	T10	T20 - T23	T22 - T25
All engines	COL: brown, spanner size 24, switch press. 0.55/0.85 bar, thread M14x1.5	7.0076			
All engines			7.6151		7.1072 T22

ENGINE				
2.5 20V	Petrol	121	07/96-12/00	N7U 700, N7U 701

Engine	Information	S10	T10	T20 - T23	T22 - T25
All engines	COL: brown, spanner size 24, switch press. 0.55/0.85 bar, thread M14x1.5	7.0076			

S10 OIL PRESSURE WARNING LIGHT SWITCH	T10 REVERSING LIGHT SWITCH	T20 BRAKE LIGHT SWITCH
T22 SWITCH CLUTCH CONTROL (CRUISE CONTROL)	T23 SWITCH BRAKE ACTUATION (ENGINE TIMING)	T25 SWITCH CLUTCH CONTROL (ENGINE CONTROL)

Vehicle	alim.	kW	Date	Engine				
					S10	T10	T20 - T23	T22 - T25

ENGINE				
2.5 20V	Petrol	121	07/96-12/00	N7U 700, N7U 701

Engine	Information	S10	T10	T20 - T23	T22 - T25
All engines					7.1072 T22

ENGINE				
2.9 24V	Petrol	140	03/99-12/00	L7X 713

Engine	Information	S10	T10	T20 - T23	T22 - T25
All engines		7.0076			7.1072 T22

ENGINE				
3.0 V6	Petrol	123	07/96-12/00	Z7X 755

Engine	Information	S10	T10	T20 - T23	T22 - T25
All engines	COL: brown, spanner size 24, switch press. 0.55/0.85 bar, thread M14x1.5	7.0076			

SANDERO				
ENGINE				
1.2	Petrol	55	04/15->	D4F 732

Engine	Information	S10	T10	T20 - T23	T22 - T25
All engines	COL: grey, switch press. 0.9 bar	7.0153			
All engines	COL: green, Conn. nr. 3, spanner size 24, thread 14x1.5		7.6245		
All engines	COL: blue, Conn. nr. 2, spanner size 24, thread 14x1.5		7.6271		

ENGINE				
1.4 LPG	Petrol/ Petroleum Gas (LPG)	53	02/09-12/12	K7J 714

Engine	Information	S10	T10	T20 - T23	T22 - T25
All engines		7.0189			
All engines	COL: blue, Conn. nr. 2, spanner size 24, thread 14x1.5		7.6271		

SANDERO I				
ENGINE				
1.2 16V	Petrol	55	11/08->	D4F 732

Engine	Information	S10	T10	T20 - T23	T22 - T25
All engines		7.0153			
All engines	COL: green, pole nr. 2		7.6096		
All engines	pole nr. 3		7.6245		
All engines	COL: light blue, pole nr. 2		7.6271		
All engines	pole nr. 2			7.1148 T20	
All engines	COL: black, pole nr. 4			7.1227 T20	

ENGINE				
1.4	Petrol	55	02/09->	K7J 710

Engine	Information	S10	T10	T20 - T23	T22 - T25
All engines		7.0189			
All engines	COL: blue, Conn. nr. 2, spanner size 24, thread 14x1.5		7.6271		
All engines	COL: black, Conn. nr. 2			7.1148 T20	

ENGINE				
1.5 dCi	Bi-Fuel	63	11/08->	K9K 796

Engine	Information	S10	T10	T20 - T23	T22 - T25
All engines		7.0181			
All engines	COL: green, pole nr. 2		7.6096		
All engines	pole nr. 3		7.6245		
All engines	COL: light blue, pole nr. 2		7.6271		
All engines	pole nr. 2			7.1148 T20	
All engines	pole nr. 4			7.1227 T20	

ENGINE				
1.5 dCi	Diesel	48	06/08->	K9K 790

Engine	Information	S10	T10	T20 - T23	T22 - T25
All engines		7.0181			
All engines	COL: green, pole nr. 2		7.6096		
All engines	pole nr. 3		7.6245		
All engines	COL: light blue, pole nr. 2		7.6271		
All engines	pole nr. 2			7.1148 T20	
All engines	COL: black, pole nr. 4			7.1227 T20	

S10 OIL PRESSURE WARNING LIGHT SWITCH	T10 REVERSING LIGHT SWITCH	T20 BRAKE LIGHT SWITCH
T22 SWITCH CLUTCH CONTROL (CRUISE CONTROL)	T23 SWITCH BRAKE ACTUATION (ENGINE TIMING)	T25 SWITCH CLUTCH CONTROL (ENGINE CONTROL)

FUNCTIONS ON THE VEHICLE

Vehicle	alim.	kW	Date	Engine	 S10	 T10	 T20 - T23	 T22 - T25
---------	-------	----	------	--------	---	---	--	---

				ENGINE
1.5 dCi	Diesel	50	04/07->	K9K 792

Engine	Information	S10	T10	T20 - T23	T22 - T25
All engines		7.0181			
All engines	COL:green, pole nr. 2		7.6096		
All engines	pole nr. 3		7.6245		
All engines	COL:light blue, pole nr. 2		7.6271		
All engines	pole nr. 2			7.1148	T20
All engines	pole nr. 4			7.1227	T20

				ENGINE
1.5 dCi	Diesel	55	05/10->	K9K 892

Engine	Information	S10	T10	T20 - T23	T22 - T25
All engines		7.0178			
All engines	COL:green, pole nr. 2		7.6096		
All engines	pole nr. 3		7.6245		
All engines	COL:light blue, pole nr. 2		7.6271		
All engines	pole nr. 2			7.1148	T20
All engines	pole nr. 4			7.1227	T20

				ENGINE
1.6	Petrol	62	11/10->	K7M 710

Engine	Information	S10	T10	T20 - T23	T22 - T25
All engines	COL:green, spanner size 21, switch press. 0.3 bar, thread M14x1.5	7.0181			
All engines	COL:blue, Conn. nr. 2, spanner size 24, thread 14x1.5		7.6271		
All engines	COL:black, Conn. nr. 2			7.1148	T20

				ENGINE
1.6	Petrol	64	02/09->	K7M 710

Engine	Information	S10	T10	T20 - T23	T22 - T25
All engines	COL:green, spanner size 21, switch press. 0.3 bar, thread M14x1.5	7.0181			
All engines	COL:blue, Conn. nr. 2, spanner size 24, thread 14x1.5		7.6271		
All engines	COL:black, Conn. nr. 2			7.1148	T20

				ENGINE
1.6	Petrol	66	05/09->	K7M 710

Engine	Information	S10	T10	T20 - T23	T22 - T25
All engines		7.0181			
All engines	COL:green, pole nr. 2		7.6096		
All engines	pole nr. 3		7.6245		
All engines	COL:light blue, pole nr. 2		7.6271		
All engines	pole nr. 2			7.1148	T20
All engines	pole nr. 4			7.1227	T20

				ENGINE
1.6	Petrol	75	12/07->	K7M 710

Engine	Information	S10	T10	T20 - T23	T22 - T25
All engines	COL:green, spanner size 21, switch press. 0.3 bar, thread M14x1.5	7.0181			
All engines	COL:blue, Conn. nr. 2, spanner size 24, thread 14x1.5		7.6271		
All engines	pole nr. 2			7.1148	T20
All engines	pole nr. 4			7.1227	T20

				ENGINE
1.6	Petrol	77	12/12->	K4M 697

Engine	Information	S10	T10	T20 - T23	T22 - T25
All engines	COL:green, spanner size 21, switch press. 0.3 bar, thread M14x1.5	7.0181			

SANDERO II

				ENGINE
1.2 16V	Petrol	54	12/13->	D4F 732, D4F 734

Engine	Information	S10	T10	T20 - T23	T22 - T25
All engines	COL:grey, switch press. 0.9 bar	7.0153			
All engines	COL:green, Conn. nr. 3, spanner size 24, thread 14x1.5		7.6245		
All engines	COL:blue, Conn. nr. 2, spanner size 24, thread 14x1.5		7.6271		

S10	OIL PRESSURE WARNING LIGHT SWITCH	T10	REVERSING LIGHT SWITCH	T20	BRAKE LIGHT SWITCH
T22	SWITCH CLUTCH CONTROL (CRUISE CONTROL)	T23	SWITCH BRAKE ACTUATION (ENGINE TIMING)	T25	SWITCH CLUTCH CONTROL (ENGINE CONTROL)

Vehicle	alim.	kW	Date	Engine	 S10	 T10	 T20 - T23	 T22 - T25
---------	-------	----	------	--------	---	---	--	---

ENGINE				
1.2 16V LPG	Petrol/ Petro- leum Gas (LPG)	53	12/13->	D4F 734

Engine	Information	S10	T10	T20 - T23	T22 - T25
All engines	COL:grey, switch press. 0.9 bar	7.0153			
All engines	COL:green, Conn. nr. 3, spanner size 24, thread 14x1.5		7.6245		
All engines	COL:blue, Conn. nr. 2, spanner size 24, thread 14x1.5		7.6271		

ENGINE				
1.5 dCi	Diesel	62	12/13->	K9K 612, K9K 830

Engine	Information	S10	T10	T20 - T23	T22 - T25
All engines	COL:blue, switch press. 0.6 bar, thread M14X1.5	7.0178			
All engines	COL:green, Conn. nr. 3, spanner size 24, thread 14x1.5		7.6245		
All engines	COL:blue, Conn. nr. 2, spanner size 24, thread 14x1.5		7.6271		

ENGINE				
1.6	Petrol	59	11/13->	K7M 812

Engine	Information	S10	T10	T20 - T23	T22 - T25
All engines	COL:green, spanner size 21, switch press. 0.3 bar, thread M14x1.5	7.0181			
All engines	B8JB/B8ME/B8MV, COL:green, Conn. nr. 3, spanner size 24, thread 14x1.5		7.6245		
All engines	B8JB/B8ME/B8MV, B8JB/B8MV, COL:blue, Conn. nr. 2, spanner size 24, thread 14x1.5		7.6271		

ENGINE				
1.6	Petrol	60	11/13->	K7M 812

Engine	Information	S10	T10	T20 - T23	T22 - T25
All engines	COL:green, spanner size 21, switch press. 0.3 bar, thread M14x1.5	7.0181			

ENGINE				
1.6	Petrol	61	11/13->	K7M 812

Engine	Information	S10	T10	T20 - T23	T22 - T25
All engines	COL:green, spanner size 21, switch press. 0.3 bar, thread M14x1.5	7.0181			
All engines	B8JB/B8ME/B8MV, COL:green, Conn. nr. 3, spanner size 24, thread 14x1.5		7.6245		
All engines	B8JB/B8ME/B8MV, B8JB/B8MV, COL:blue, Conn. nr. 2, spanner size 24, thread 14x1.5		7.6271		

ENGINE				
1.6	Petrol	83	09/16->	H4M 438

Engine	Information	S10	T10	T20 - T23	T22 - T25
All engines	COL:green, Conn. nr. 3, spanner size 24, thread 14x1.5		7.6245		

ENGINE				
1.6 16V	Petrol	75	04/14->	K4M 842, K4M 845

Engine	Information	S10	T10	T20 - T23	T22 - T25
All engines	COL:blue, switch press. 0.6 bar, thread M14X1.5	7.0178			
All engines	COL:green, Conn. nr. 3, spanner size 24, thread 14x1.5		7.6245		
All engines	COL:blue, Conn. nr. 2, spanner size 24, thread 14x1.5		7.6271		

SCENIC

ENGINE				
1.2 Tce	Petrol	96	07/14->	H5F 408


Engine	Information	S10	T10	T20 - T23	T22 - T25
All engines	COL:green, Conn. nr. 3, spanner size 24, thread 14x1.5		7.6245		
All engines	COL:white			7.1275 T20	
All engines	COL:green, LHD				7.1223 T22
All engines	COL:green, RHD				7.1223 T25
All engines	COL:blue, RHD				7.1274 T22
All engines	COL:blue, LHD				7.1274 T25

ENGINE				
1.5 dCi	Diesel	76	06/07-11/08	K9K 728

Engine	Information	S10	T10	T20 - T23	T22 - T25
All engines	COL:grey, switch press. 0.5 bar, thread M14X1.5	7.0151			
All engines	COL:blue, switch press. 0.6 bar, thread M14X1.5	7.0178			
All engines	COL:blue, Conn. nr. 2, spanner size 24, thread 14x1.5		7.6271		
All engines	BITRON, COL:white			7.1225 T20	
All engines	COL:green				7.1223 T25
All engines	COL:grey				7.1224 T22

S10 OIL PRESSURE WARNING LIGHT SWITCH	T10 REVERSING LIGHT SWITCH	T20 BRAKE LIGHT SWITCH
T22 SWITCH CLUTCH CONTROL (CRUISE CONTROL)	T23 SWITCH BRAKE ACTUATION (ENGINE TIMING)	T25 SWITCH CLUTCH CONTROL (ENGINE CONTROL)

FUNCTIONS ON THE VEHICLE

Vehicle	alim.	kW	Date	Engine	 S10	 T10	 T20 - T23	 T22 - T25
---------	-------	----	------	--------	---	---	--	---

				ENGINE
1.5 dCi	Diesel	78	06/07-11/08	K9K 734

Engine	Information	S10	T10	T20 - T23	T22 - T25
All engines	COL:blue, switch press. 0.6 bar, thread M14X1.5	7.0178			
All engines	COL:green, Conn. nr. 3, spanner size 24, thread 14x1.5		7.6245		
All engines	BITRON, COL:white			7.1225 T20	
All engines	COL:green				7.1223 T25
All engines	COL:grey				7.1224 T22

				ENGINE
1.6	Petrol	82	07/07-05/09	K4M 812, K4M 813

Engine	Information	S10	T10	T20 - T23	T22 - T25
All engines	COL:blue, switch press. 0.6 bar, thread M14X1.5	7.0178			
All engines	COL:green, Conn. nr. 3, spanner size 24, thread 14x1.5		7.6245		
All engines	BITRON, COL:white			7.1225 T20	
All engines	COL:green				7.1223 T25
All engines	COL:grey				7.1224 T22

				ENGINE
1.9 dCi	Diesel	96	06/07-11/08	F9Q 816, F9Q 818

Engine	Information	S10	T10	T20 - T23	T22 - T25
All engines	COL:blue, switch press. 0.6 bar, thread M14X1.5	7.0178			
All engines			7.6231		
All engines	BITRON, COL:white			7.1225 T20	
All engines	COL:green				7.1223 T25
All engines	COL:grey				7.1224 T22

				ENGINE
2.0	Petrol	101	12/08->	M4R 711

Engine	Information	S10	T10	T20 - T23	T22 - T25
All engines	COL:white			7.1275 T20	

SCÉNIC I

				ENGINE
1.4 16V	Petrol	70	09/99-08/03	K4J 714, K4J 750

Engine	Information	S10	T10	T20 - T23	T22 - T25
All engines	COL:green, switch press. 0.2 bar	7.0131			
All engines				7.1131 T20	

				ENGINE
1.6	Petrol	75	03/01-08/03	K4M 700, K4M 701, K4M 708, K4M 709

Engine	Information	S10	T10	T20 - T23	T22 - T25
All engines	COL:green, switch press. 0.2 bar	7.0131			
All engines				7.1131 T20	

				ENGINE
1.6	Petrol	79	09/99-09/03	K4M 700, K4M 706, K4M 707, K4M 776

Engine	Information	S10	T10	T20 - T23	T22 - T25
All engines	COL:green, switch press. 0.2 bar	7.0131			
Eng. K4M 706	COL:blue, switch press. 0.6 bar, thread M14X1.5	7.0178			
Eng. K4M 776	COL:green, spanner size 21, switch press. 0.3 bar, thread M14x1.5	7.0181			
Eng. K4M 706				7.1131 T20	

				ENGINE
1.6	Petrol	81	06/01-09/03	K4M 701, K4M 708

Engine	Information	S10	T10	T20 - T23	T22 - T25
All engines	COL:green, switch press. 0.2 bar	7.0131			
Eng. K4M 708			7.6096	7.1131 T20	

				ENGINE
1.6 16V	Petrol	107	05/00-08/03	K4M 712

Engine	Information	S10	T10	T20 - T23	T22 - T25
All engines		7.0131	7.6096	7.1131 T20	

S10	OIL PRESSURE WARNING LIGHT SWITCH	T10	REVERSING LIGHT SWITCH	T20	BRAKE LIGHT SWITCH
T22	SWITCH CLUTCH CONTROL (CRUISE CONTROL)	T23	SWITCH BRAKE ACTUATION (ENGINE TIMING)	T25	SWITCH CLUTCH CONTROL (ENGINE CONTROL)

FUNCTIONS ON THE VEHICLE

Vehicle	alim.	kW	Date	Engine	 S10	 T10	 T20 - T23	 T22 - T25
---------	-------	----	------	--------	---	---	--	---

ENGINE				
1.6 BiFuel	Petrol/ Petro- leum Gas (LPG)	75	03/01-08/03	K4M 712

Engine	Information	S10	T10	T20 - T23	T22 - T25
All engines	COL:green, switch press. 0.2 bar	7.0131			
All engines	COL:black, Conn. nr. 2			7.1148 T20	
All engines	COL:white			7.1149 T20	
All engines	COL:blue			7.1195 T20	
All engines	COL:green			7.1223 T20	
All engines	COL:grey				7.1150 T25

ENGINE				
1.6 BiFuel	Petrol/ Petro- leum Gas (LPG)	79	09/99-04/01	K4M 704

Engine	Information	S10	T10	T20 - T23	T22 - T25
All engines	COL:green, switch press. 0.2 bar	7.0131			
All engines	COL:black, Conn. nr. 2			7.1148 T20	
All engines	COL:white			7.1149 T20	
All engines	COL:blue			7.1195 T20	
All engines	COL:green			7.1223 T20	
All engines	COL:grey				7.1150 T25

ENGINE				
1.8 16V	Petrol	85	01/01-08/03	F4P 720, F4P 722

Engine	Information	S10	T10	T20 - T23	T22 - T25
All engines	COL:green, switch press. 0.2 bar	7.0131			
All engines				7.1131 T20	

ENGINE				
1.8 4x4	Petrol	85	07/00-04/01	F4P 722

Engine	Information	S10	T10	T20 - T23	T22 - T25
All engines	COL:green, switch press. 0.2 bar	7.0131			
All engines			7.6096	7.1131 T20	

ENGINE				
1.9 D	Diesel	47	09/99-03/01	F8Q 788, F8Q 790

Engine	Information	S10	T10	T20 - T23	T22 - T25
All engines	COL:green, switch press. 0.2 bar	7.0131			
Eng. F8Q 790				7.1131 T20	

ENGINE				
1.9 D	Diesel	69	05/97-06/99	F8Q 788

Engine	Information	S10	T10	T20 - T23	T22 - T25
All engines	-> 25/08/97	7.0110			
All engines	25/08/97 ->	7.0131			
All engines			7.6096	7.1131 T20	

ENGINE				
1.9 dCi	Diesel	75	09/99-08/03	F9Q 732, F9Q 733

Engine	Information	S10	T10	T20 - T23	T22 - T25
All engines	COL:green, switch press. 0.2 bar	7.0131			
All engines				7.1131 T20	7.1115 T22

ENGINE				
1.9 dCi RX4	Diesel	74	12/02-08/03	F9Q 732, F9Q 748, F9Q 796

Engine	Information	S10	T10	T20 - T23	T22 - T25
All engines	COL:green, switch press. 0.2 bar	7.0131			
Eng. F9Q 796	COL:grey, switch press. 0.5 bar, thread M14X1.5	7.0151			
All engines	COL:black, Conn. nr. 2			7.1148 T20	
All engines	COL:white			7.1149 T20	
All engines	COL:blue			7.1195 T20	
All engines	COL:green			7.1223 T20	
All engines					7.1115 T22

ENGINE				
1.9 dCi RX4	Diesel	75	11/00-08/03	F9Q 740

Engine	Information	S10	T10	T20 - T23	T22 - T25
All engines	COL:green, switch press. 0.2 bar	7.0131			

S10 OIL PRESSURE WARNING LIGHT SWITCH	T10 REVERSING LIGHT SWITCH	T20 BRAKE LIGHT SWITCH
T22 SWITCH CLUTCH CONTROL (CRUISE CONTROL)	T23 SWITCH BRAKE ACTUATION (ENGINE TIMING)	T25 SWITCH CLUTCH CONTROL (ENGINE CONTROL)

FUNCTIONS ON THE VEHICLE

Vehicle	alim.	kW	Date	Engine	 S10	 T10	 T20 - T23	 T22 - T25
---------	-------	----	------	--------	---	---	--	---

ENGINE				
1.9 dCi RX4	Diesel	75	11/00-08/03	F9Q 740

Engine	Information	S10	T10	T20 - T23	T22 - T25
All engines	JA1F			7.1131 T20	
All engines	COL:black, Conn. nr. 2, JA05			7.1148 T20	
All engines	COL:white, JA05			7.1149 T20	
All engines	COL:blue, JA05			7.1195 T20	
All engines	COL:green, JA05			7.1223 T20	
All engines					7.1115 T22
All engines	COL:grey, JA05				7.1150 T25

ENGINE				
1.9 dTi	Diesel	59	02/01-08/03	F9Q 738, F9Q 744

Engine	Information	S10	T10	T20 - T23	T22 - T25
All engines	COL:green, switch press. 0.2 bar	7.0131			
All engines				7.1131 T20	7.1115 T22

ENGINE				
1.9 dTi	Diesel	72	09/99-08/03	F9Q 731, F9Q 734, F9Q 736

Engine	Information	S10	T10	T20 - T23	T22 - T25
All engines	COL:green, switch press. 0.2 bar	7.0131			
All engines				7.1131 T20	7.1115 T22

ENGINE				
2.0	Petrol	84	09/99-08/03	F3R 791, F3R 797, F3R 798

Engine	Information	S10	T10	T20 - T23	T22 - T25
Eng. F3R 797, F3R 798	-> 25/08/97	7.0110			
All engines	25/08/97 ->	7.0131			
All engines			7.6096	7.1131 T20	
Eng. F3R 791					7.1115 T22

ENGINE				
2.0 16V	Petrol	102	07/00-08/03	F4R 740, F4R 741, F4R 746

Engine	Information	S10	T10	T20 - T23	T22 - T25
All engines	COL:green, switch press. 0.2 bar	7.0131			
Eng. F4R 746			7.6096	7.1131 T20	
Eng. F4R 740, F4R 741	COL:black, Conn. nr. 2			7.1148 T20	
Eng. F4R 740, F4R 741	COL:white			7.1149 T20	
Eng. F4R 740, F4R 741	COL:blue			7.1195 T20	
Eng. F4R 740, F4R 741	COL:green			7.1223 T20	
Eng. F4R 740, F4R 741	COL:grey				7.1150 T25



ENGINE				
2.0 16V	Petrol	103	09/99-08/03	F4R 740, F4R 741, F4R 744, F4R 746, F4R 747

Engine	Information	S10	T10	T20 - T23	T22 - T25
All engines	COL:green, switch press. 0.2 bar	7.0131			
Eng. F4R 744			7.6096	7.1131 T20	7.1115 T22
Eng. F4R 740, F4R 741, F4R 746, F4R 747	COL:black, Conn. nr. 2			7.1148 T20	
Eng. F4R 740, F4R 741, F4R 746, F4R 747	COL:white			7.1149 T20	
Eng. F4R 740, F4R 741, F4R 746, F4R 747	COL:blue			7.1195 T20	
Eng. F4R 740, F4R 741, F4R 746, F4R 747	COL:green			7.1223 T20	
Eng. F4R 740, F4R 741, F4R 746, F4R 747	COL:grey				7.1150 T25

ENGINE				
2.0 16V RX4	Petrol	102	06/00-08/03	F4R 744, F4R 746

Engine	Information	S10	T10	T20 - T23	T22 - T25
All engines	COL:green, switch press. 0.2 bar	7.0131			
Eng. F4R 746			7.6096	7.1131 T20	
Eng. F4R 744	COL:black, Conn. nr. 2			7.1148 T20	
Eng. F4R 744	COL:white			7.1149 T20	
Eng. F4R 744	COL:blue			7.1195 T20	
Eng. F4R 744	COL:green			7.1223 T20	
Eng. F4R 744					7.1115 T25

S10	OIL PRESSURE WARNING LIGHT SWITCH	T10	REVERSING LIGHT SWITCH	T20	BRAKE LIGHT SWITCH
T22	SWITCH CLUTCH CONTROL (CRUISE CONTROL)	T23	SWITCH BRAKE ACTUATION (ENGINE TIMING)	T25	SWITCH CLUTCH CONTROL (ENGINE CONTROL)

Vehicle	alim.	kW	Date	Engine	 S10	 T10	 T20 - T23	 T22 - T25
---------	-------	----	------	--------	---	---	--	---

SCÉNIC II

				ENGINE
1.4	Petrol	72	06/03->	K4J 730, K4J 740

Engine	Information	S10	T10	T20 - T23	T22 - T25
Eng. K4J 730	COL:grey, switch press. 0.5 bar, thread M14X1.5	7.0151			
All engines	COL:blue, switch press. 0.6 bar, thread M14X1.5	7.0178			
All engines	COL:green, pole nr. 2		7.6096		
All engines	COL:light blue, pole nr. 2, see connection type		7.6231, 7.6271		
All engines	COL:black, pole nr. 2		7.6232		
All engines	pole nr. 3		7.6245		
All engines	BITRON, COL:white			7.1225 T20	
All engines	see connection type				7.1223, 7.1224 T22

				ENGINE
1.5 dCi	Diesel	60	06/03->	K9K 722

Engine	Information	S10	T10	T20 - T23	T22 - T25
All engines	COL:grey, switch press. 0.5 bar, thread M14X1.5	7.0151			
All engines	COL:blue, switch press. 0.6 bar, thread M14X1.5	7.0178			
All engines	COL:green, pole nr. 2		7.6096		
All engines	pole nr. 3		7.6245		
All engines	COL:light blue, pole nr. 2		7.6271		
All engines	BITRON, COL:white			7.1225 T20	
All engines	see connection type				7.1223, 7.1224 T22

				ENGINE
1.5 dCi	Diesel	63	05/05->	K9K 722, K9K 724

Engine	Information	S10	T10	T20 - T23	T22 - T25
All engines	COL:grey, switch press. 0.5 bar, thread M14X1.5	7.0151			
Eng. K9K 724	COL:blue, switch press. 0.6 bar, thread M14X1.5	7.0178			
Eng. K9K 724	COL:green, pole nr. 2		7.6096		
Eng. K9K 724	pole nr. 3		7.6245		
Eng. K9K 724	COL:light blue, pole nr. 2		7.6271		
All engines	BITRON, COL:white			7.1225 T20	
Eng. K9K 724	see connection type				7.1223, 7.1224 T22

				ENGINE
1.5 dCi	Diesel	74	11/03->	K9K 728, K9K 729

Engine	Information	S10	T10	T20 - T23	T22 - T25
All engines	COL:grey, conn.shape : round, switch press. 0.5 bar, thread M14X1.5	7.0151			
All engines	COL:blue, conn.shape : rectangular, switch press. 0.6 bar, thread M14X1.5	7.0178			
All engines	COL:green, pole nr. 2		7.6096		
All engines	pole nr. 3		7.6245		
All engines	COL:light blue, pole nr. 2		7.6271		
All engines	BITRON, COL:white			7.1225 T20	
All engines	see connection type				7.1223, 7.1224 T22

				ENGINE
1.5 dCi	Diesel	76	01/07->	K9K 728, K9K 734



Engine	Information	S10	T10	T20 - T23	T22 - T25
Eng. K9K 728	COL:grey, switch press. 0.5 bar, thread M14X1.5	7.0151			
All engines	COL:blue, switch press. 0.6 bar, thread M14X1.5	7.0178			
Eng. K9K 734	COL:green, pole nr. 2		7.6096		
Eng. K9K 734	pole nr. 3		7.6245		
Eng. K9K 734	COL:light blue, pole nr. 2		7.6271		
All engines	BITRON, COL:white			7.1225 T20	
Eng. K9K 734	see connection type				7.1223, 7.1224 T22

				ENGINE
1.5 dCi	Diesel	78	05/05->	K9K 732, K9K 734

Engine	Information	S10	T10	T20 - T23	T22 - T25
All engines	COL:blue, switch press. 0.6 bar, thread M14X1.5	7.0178			
Eng. K9K 732	COL:green, pole nr. 2		7.6096		
Eng. K9K 732	pole nr. 3		7.6245		
Eng. K9K 732	COL:light blue, pole nr. 2		7.6271		
All engines	BITRON, COL:white			7.1225 T20	

S10 OIL PRESSURE WARNING LIGHT SWITCH	T10 REVERSING LIGHT SWITCH	T20 BRAKE LIGHT SWITCH
T22 SWITCH CLUTCH CONTROL (CRUISE CONTROL)	T23 SWITCH BRAKE ACTUATION (ENGINE TIMING)	T25 SWITCH CLUTCH CONTROL (ENGINE CONTROL)

FUNCTIONS ON THE VEHICLE

Vehicle	alim.	kW	Date	Engine	 S10	 T10	 T20 - T23	 T22 - T25
---------	-------	----	------	--------	---	---	--	---

ENGINE				
1.5 dCi	Diesel	78	05/05->	K9K 732, K9K 734

Engine	Information	S10	T10	T20 - T23	T22 - T25
Eng. K9K 732	see connection type				7.1223, 7.1224 T22

ENGINE				
1.6	Petrol	77	06/06->	K4M 788

Engine	Information	S10	T10	T20 - T23	T22 - T25
All engines	COL:blue, switch press. 0.6 bar, thread M14X1.5	7.0178			
All engines	COL:green, Conn. nr. 3, spanner size 24, thread 14x1.5		7.6245		
All engines	BITRON, COL:white			7.1225 T20	
All engines	COL:green				7.1223 T22
All engines	COL:grey				7.1224 T25

ENGINE				
1.6	Petrol	83	06/03->	K4M 761, K4M 782, K4M 812, K4M 813

Engine	Information	S10	T10	T20 - T23	T22 - T25
Eng. K4M 761, K4M 782	COL:grey, switch press. 0.5 bar, thread M14X1.5	7.0151			
Eng. K4M 812, K4M 813	COL:blue, switch press. 0.6 bar, thread M14X1.5	7.0178			
Eng. K4M 782	COL:green, pole nr. 2		7.6096		
Eng. K4M 782	COL:light blue, pole nr. 2, see connection type		7.6231, 7.6271		
Eng. K4M 782	COL:black, pole nr. 2		7.6232		
Eng. K4M 782	pole nr. 3		7.6245		
All engines	BITRON, COL:white			7.1225 T20	
Eng. K4M 761, K4M 782	see connection type				7.1223, 7.1224 T22

ENGINE				
1.6 16V	Petrol	82	10/05->	K4M 766, K4M 812, K4M 813

Engine	Information	S10	T10	T20 - T23	T22 - T25
Eng. K4M 766	conn.shape : round	7.0151			
All engines	COL:blue, conn.shape : rectangular, switch press. 0.6 bar, thread M14X1.5	7.0178			
Eng. K4M 766, K4M 812	pole nr. 3		7.6245		
Eng. K4M 766, K4M 812	pole nr. 2		7.6271		
All engines	BITRON, COL:white			7.1225 T20	
All engines	see connection type				7.1223, 7.1224 T22

ENGINE				
1.6 16V	Petrol	83	05/03->	K4M 764

Engine	Information	S10	T10	T20 - T23	T22 - T25
All engines	conn.shape : round	7.0151			
All engines	conn.shape : rectangular	7.0178			
All engines	pole nr. 3		7.6245		
All engines	pole nr. 2		7.6271		
All engines				7.1225 T20	
All engines	see connection type				7.1223, 7.1224 T22




ENGINE				
1.6 BiFuel	Petrol/ Petroleum Gas (LPG)	83	08/03-05/06	K4M 764

Engine	Information	S10	T10	T20 - T23	T22 - T25
All engines	COL:grey, switch press. 0.5 bar, thread M14X1.5	7.0151			
All engines	COL:blue, switch press. 0.6 bar, thread M14X1.5	7.0178			
All engines	BITRON, COL:white			7.1225 T20	

ENGINE				
1.6 Hi-Flex	Petrol/ Ethanol	81	03/05-07/10	K4M 766

Engine	Information	S10	T10	T20 - T23	T22 - T25
All engines	COL:blue, switch press. 0.6 bar, thread M14X1.5	7.0178			
All engines	COL:green, Conn. nr. 3, spanner size 24, thread 14x1.5		7.6245		
All engines	BITRON, COL:white			7.1225 T20	
All engines	COL:green				7.1223 T22
All engines	COL:grey				7.1224 T25

S10	OIL PRESSURE WARNING LIGHT SWITCH	T10	REVERSING LIGHT SWITCH	T20	BRAKE LIGHT SWITCH
T22	SWITCH CLUTCH CONTROL (CRUISE CONTROL)	T23	SWITCH BRAKE ACTUATION (ENGINE TIMING)	T25	SWITCH CLUTCH CONTROL (ENGINE CONTROL)

Vehicle	alim.	kW	Date	Engine	 S10	 T10	 T20 - T23	 T22 - T25
---------	-------	----	------	--------	---	---	--	---

ENGINE				
1.9 D	Diesel	85	06/06->	F9Q 812

Engine	Information	S10	T10	T20 - T23	T22 - T25
All engines	COL:blue, switch press. 0.6 bar, thread M14X1.5	7.0178			
All engines	COL:green, pole nr. 2		7.6096		
All engines	COL:light blue, pole nr. 2, see connection type		7.6231, 7.6271		
All engines	COL:black, pole nr. 2		7.6232		
All engines	pole nr. 3		7.6245		
All engines	BITRON, COL:white			7.1225 T20	
All engines	COL:green				7.1223 T22
All engines	COL:grey, see connection type				7.1224, 7.1274 T22

ENGINE				
1.9 dCi	Diesel	72	04/04-10/08	F9Q 803

Engine	Information	S10	T10	T20 - T23	T22 - T25
All engines		7.0178		7.1225 T20	
All engines	COL:green, pole nr. 2		7.6096		
All engines	COL:light blue, pole nr. 2, see connection type		7.6231, 7.6271		
All engines	COL:black, pole nr. 2		7.6232		
All engines	pole nr. 3		7.6245		
All engines	COL:green				7.1223 T22
All engines	COL:grey, see connection type				7.1224, 7.1274 T22

ENGINE				
1.9 dCi	Diesel	81	05/05->	F9Q 803, F9Q 804

Engine	Information	S10	T10	T20 - T23	T22 - T25
All engines	COL:blue, switch press. 0.6 bar, thread M14X1.5	7.0178			
Eng. F9Q 804	COL:green, pole nr. 2		7.6096		
Eng. F9Q 804	COL:light blue, pole nr. 2, see connection type		7.6231, 7.6271		
Eng. F9Q 804	COL:black, pole nr. 2		7.6232		
Eng. F9Q 804	pole nr. 3		7.6245		
All engines	BITRON, COL:white			7.1225 T20	
Eng. F9Q 804	COL:green				7.1223 T22
Eng. F9Q 804	COL:grey, see connection type				7.1224, 7.1274 T22

ENGINE				
1.9 dCi	Diesel	88	06/03->	F9Q 812

Engine	Information	S10	T10	T20 - T23	T22 - T25
All engines	COL:blue, switch press. 0.6 bar, thread M14X1.5	7.0178			
All engines	COL:green, pole nr. 2		7.6096		
All engines	COL:light blue, pole nr. 2, see connection type		7.6231, 7.6271		
All engines	COL:black, pole nr. 2		7.6232		
All engines	pole nr. 3		7.6245		
All engines	BITRON, COL:white			7.1225 T20	
All engines	COL:green				7.1223 T22
All engines	COL:grey, see connection type				7.1224, 7.1274 T22

ENGINE				
1.9 dCi	Diesel	92	06/03->	F9Q 804





Engine	Information	S10	T10	T20 - T23	T22 - T25
All engines	COL:blue, switch press. 0.6 bar, thread M14X1.5	7.0178			
All engines	COL:green, pole nr. 2		7.6096		
All engines	COL:light blue, pole nr. 2, see connection type		7.6231, 7.6271		
All engines	COL:black, pole nr. 2		7.6232		
All engines	pole nr. 3		7.6245		
All engines	BITRON, COL:white			7.1225 T20	
All engines	COL:green				7.1223 T22
All engines	COL:grey, see connection type				7.1224, 7.1274 T22

ENGINE				
1.9 dCi	Diesel	96	05/05->	F9Q 803, F9Q 804, F9Q 816, F9Q 818

Engine	Information	S10	T10	T20 - T23	T22 - T25
All engines	COL:blue, switch press. 0.6 bar, thread M14X1.5	7.0178			

S10 OIL PRESSURE WARNING LIGHT SWITCH	T10 REVERSING LIGHT SWITCH	T20 BRAKE LIGHT SWITCH
T22 SWITCH CLUTCH CONTROL (CRUISE CONTROL)	T23 SWITCH BRAKE ACTUATION (ENGINE TIMING)	T25 SWITCH CLUTCH CONTROL (ENGINE CONTROL)

FUNCTIONS ON THE VEHICLE

Vehicle	alim.	kW	Date	Engine	 S10	 T10	 T20 - T23	 T22 - T25
---------	-------	----	------	--------	---	---	--	---

ENGINE				
1.9 dCi	Diesel	96	05/05->	F9Q 803, F9Q 804, F9Q 816, F9Q 818

Engine	Information	S10	T10	T20 - T23	T22 - T25
Eng. F9Q 804, F9Q 816, F9Q 818	COL:green, pole nr. 2		7.6096		
Eng. F9Q 804, F9Q 816, F9Q 818	COL:light blue, pole nr. 2, see connection type		7.6231, 7.6271		
Eng. F9Q 804, F9Q 816, F9Q 818	COL:black, pole nr. 2		7.6232		
Eng. F9Q 804, F9Q 816, F9Q 818	pole nr. 3		7.6245		
All engines	BITRON, COL:white			7.1225 T20	
Eng. F9Q 804, F9Q 816, F9Q 818	COL:green				7.1223 T22
Eng. F9Q 804, F9Q 816, F9Q 818	COL:grey, see connection type				7.1224, 7.1274 T22

ENGINE				
1.9 dCi 130	Diesel	97	10/05-12/09	F9Q 804

Engine	Information	S10	T10	T20 - T23	T22 - T25
All engines	COL:blue, switch press. 0.6 bar, thread M14X1.5	7.0178			
All engines	FP Upper		7.6231		
All engines	FP Lower		7.6232		
All engines	BITRON, COL:white			7.1225 T20	
All engines	COL:green				7.1223 T25
All engines	COL:grey				7.1224 T22

ENGINE				
2.0	Petrol	101	02/08-04/09	F4R 770

Engine	Information	S10	T10	T20 - T23	T22 - T25
All engines		7.0151		7.1149 T20	
All engines	COL:light blue		7.6231		
All engines	COL:black		7.6232		
All engines	COL:grey				7.1150 T22
All engines	COL:blue				7.1195 T22

ENGINE				
2.0	Petrol	103	06/03-07/10	F4R 770

Engine	Information	S10	T10	T20 - T23	T22 - T25
All engines		7.0151		7.1149 T20	
All engines	COL:light blue		7.6231		
All engines	COL:black		7.6232		
All engines	COL:grey				7.1150 T22
All engines	COL:blue				7.1195 T22



ENGINE				
2.0	Petrol	99	06/03->	F4R 770, F4R 771

Engine	Information	S10	T10	T20 - T23	T22 - T25
All engines	COL:grey, switch press. 0.5 bar, thread M14X1.5	7.0151			
All engines	COL:blue, switch press. 0.6 bar, thread M14X1.5	7.0178			
All engines	COL:light blue		7.6231		
All engines	COL:black		7.6232		
All engines	BITRON, COL:white			7.1225 T20	
All engines	COL:grey				7.1150 T22
All engines	COL:blue				7.1195 T22

ENGINE				
2.0 16V Turbo	Petrol	120	05/04->	F4R 776

Engine	Information	S10	T10	T20 - T23	T22 - T25
All engines	COL:grey, switch press. 0.5 bar, thread M14X1.5	7.0151			
All engines	COL:blue, switch press. 0.6 bar, thread M14X1.5	7.0178			
All engines	COL:light blue, pole nr. 2		7.6231		
All engines	COL:black, pole nr. 2		7.6232		
All engines	pole nr. 3		7.6245		
All engines	BITRON, COL:white			7.1225 T20	
All engines	see connection type				7.1223, 7.1224 T22

S10	OIL PRESSURE WARNING LIGHT SWITCH	T10	REVERSING LIGHT SWITCH	T20	BRAKE LIGHT SWITCH
T22	SWITCH CLUTCH CONTROL (CRUISE CONTROL)	T23	SWITCH BRAKE ACTUATION (ENGINE TIMING)	T25	SWITCH CLUTCH CONTROL (ENGINE CONTROL)

Vehicle	alim.	kW	Date	Engine	 S10	 T10	 T20 - T23	 T22 - T25
---------	-------	----	------	--------	---	---	--	---

ENGINE				
2.0 dCi	Diesel	110	09/05->	M9R 700, M9R 721, M9R 722

Engine	Information	S10	T10	T20 - T23	T22 - T25
All engines	COL:blue, switch press. 0.6 bar, thread M14X1.5	7.0178			
Eng. M9R 700, M9R 722			7.6245		
All engines	BITRON, COL:white			7.1225 T20	
All engines	COL:green, see connection type				7.1223 T22
All engines	COL:grey, see connection type				7.1224 T22
Eng. M9R 721	COL:grey, see connection type				7.1274 T22

SCÉNIC III				
ENGINE				
1.2 TCe	Petrol	85	04/12->	H5F 400, H5F 408

Engine	Information	S10	T10	T20 - T23	T22 - T25
All engines	COL:green, Conn. nr. 3, spanner size 24, thread 14x1.5		7.6245		
All engines	COL:white			7.1275 T20	
All engines	COL:green				7.1223 T22
All engines	COL:blue, LHD, RHD				7.1274 T25

ENGINE				
1.2 TCe	Petrol	97	01/13->	H5F 404, H5F 408

Engine	Information	S10	T10	T20 - T23	T22 - T25
All engines	COL:green, Conn. nr. 3, spanner size 24, thread 14x1.5		7.6245		
All engines	COL:white			7.1275 T20	
All engines	COL:green, LHD, RHD				7.1223 T22
All engines	COL:blue, LHD, RHD				7.1274 T25

ENGINE				
1.4 16V	Petrol	96	02/09->	H4J 700

Engine	Information	S10	T10	T20 - T23	T22 - T25
All engines	COL:green, Conn. nr. 3, spanner size 24, thread 14x1.5		7.6245		
All engines	COL:white			7.1275 T20	
All engines	COL:green				7.1223 T25
All engines	COL:blue				7.1274 T22

ENGINE				
1.5 dCi	Diesel	63	04/09->	K9K 830

Engine	Information	S10	T10	T20 - T23	T22 - T25
All engines	COL:blue, switch press. 0.6 bar, thread M14X1.5	7.0178			
All engines	COL:white			7.1275 T20	
All engines	COL:green, COL:grey, see connection type				7.1223 T22
All engines	COL:blue, COL:grey, see connection type				7.1274 T22

ENGINE				
1.5 dCi	Diesel	70	11/10->	K9K 846

Engine	Information	S10	T10	T20 - T23	T22 - T25
All engines	COL:blue, switch press. 0.6 bar, thread M14X1.5	7.0178			
All engines	COL:green, Conn. nr. 3, spanner size 24, thread 14x1.5		7.6245		
All engines	COL:white			7.1275 T20	
All engines	COL:green				7.1223 T25
All engines	COL:blue				7.1274 T22

ENGINE				
1.5 dCi	Diesel	78	02/09->	K9K 832





Engine	Information	S10	T10	T20 - T23	T22 - T25
All engines	COL:blue, switch press. 0.6 bar, thread M14X1.5	7.0178			
All engines	COL:green, Conn. nr. 3, spanner size 24, thread 14x1.5		7.6245		
All engines	COL:white			7.1275 T20	
All engines	COL:green				7.1223 T22
All engines	COL:blue				7.1274 T25

ENGINE				
1.5 dCi	Diesel	81	04/09->	K9K 636, K9K 656, K9K 657, K9K 836, K9K 837

Engine	Information	S10	T10	T20 - T23	T22 - T25
All engines	COL:blue, switch press. 0.6 bar, thread M14X1.5	7.0178			
All engines	COL:green, Conn. nr. 3, spanner size 24, thread 14x1.5		7.6245		
All engines	COL:white			7.1275 T20	
All engines	COL:green				7.1223 T22

S10	OIL PRESSURE WARNING LIGHT SWITCH	T10	REVERSING LIGHT SWITCH	T20	BRAKE LIGHT SWITCH
T22	SWITCH CLUTCH CONTROL (CRUISE CONTROL)	T23	SWITCH BRAKE ACTUATION (ENGINE TIMING)	T25	SWITCH CLUTCH CONTROL (ENGINE CONTROL)

FUNCTIONS ON THE VEHICLE

Vehicle	alim.	kW	Date	Engine	 S10	 T10	 T20 - T23	 T22 - T25
---------	-------	----	------	--------	---	---	--	---

ENGINE				
1.5 dCi	Diesel	81	04/09->	K9K 636, K9K 656, K9K 657, K9K 836, K9K 837

Engine	Information	S10	T10	T20 - T23	T22 - T25
All engines	COL:blue, LHD, RHD				7.1274 T25

ENGINE				
1.6 16V	Petrol	81	02/09->	K4M 858

Engine	Information	S10	T10	T20 - T23	T22 - T25
All engines	COL:blue, switch press. 0.6 bar, thread M14X1.5	7.0178			
All engines	COL:green, Conn. nr. 3, spanner size 24, thread 14x1.5		7.6245		
All engines	COL:white			7.1275 T20	
All engines	COL:green				7.1223 T22
All engines	COL:blue				7.1274 T25

ENGINE				
1.6 16V Bifuel	Petrol/ Petro- leum Gas (LPG)	79	04/12-12/13	K4M 866

Engine	Information	S10	T10	T20 - T23	T22 - T25
All engines	COL:blue, switch press. 0.6 bar, thread M14X1.5	7.0178			
All engines	COL:green, Conn. nr. 3, spanner size 24, thread 14x1.5		7.6245		
All engines	COL:white			7.1275 T20	
All engines	COL:green				7.1223 T22
All engines	COL:blue				7.1274 T25

ENGINE				
1.6 16V Bifuel	Petrol/ Petro- leum Gas (LPG)	81	02/09->	K4M 866

Engine	Information	S10	T10	T20 - T23	T22 - T25
All engines	COL:blue, switch press. 0.6 bar, thread M14X1.5	7.0178			
All engines	COL:green, Conn. nr. 3, spanner size 24, thread 14x1.5		7.6245		
All engines	COL:white			7.1275 T20	
All engines	COL:green				7.1223 T25
All engines	COL:blue				7.1274 T22

ENGINE				
1.6 dCi	Diesel	96	04/11->	R9M 402, R9M 404, R9M 414

Engine	Information	S10	T10	T20 - T23	T22 - T25
All engines	COL:blue, switch press. 0.6 bar, thread M14X1.5	7.0178			
All engines	COL:green, Conn. nr. 3, spanner size 24, thread 14x1.5		7.6245		
All engines	COL:white			7.1275 T20	
All engines	COL:green				7.1223 T22
All engines	COL:blue, LHD, RHD				7.1274 T25

ENGINE				
1.6 E85	Petrol/ Ethanol	81	02/09->	K4M 866

Engine	Information	S10	T10	T20 - T23	T22 - T25
All engines	COL:blue, switch press. 0.6 bar, thread M14X1.5	7.0178			
All engines	COL:green, Conn. nr. 3, spanner size 24, thread 14x1.5		7.6245		
All engines	COL:white			7.1275 T20	
All engines	COL:green				7.1223 T25
All engines	COL:blue				7.1274 T22

ENGINE				
1.9 dCi	Diesel	96	02/09->	F9Q 870, F9Q 872

Engine	Information	S10	T10	T20 - T23	T22 - T25
All engines	COL:blue, switch press. 0.6 bar, thread M14X1.5	7.0178			
All engines	COL:green, Conn. nr. 3, spanner size 24, thread 14x1.5		7.6245		
All engines	COL:white			7.1275 T20	
All engines	COL:green				7.1223 T25
All engines	COL:blue				7.1274 T22

ENGINE				
2.0 16V	Petrol	103	01/09->	M4R 711, M4R 713

Engine	Information	S10	T10	T20 - T23	T22 - T25
All engines	COL:blue, switch press. 0.6 bar, thread M14X1.5	7.0178			
Eng. M4R 713		7.0180			

S10	OIL PRESSURE WARNING LIGHT SWITCH	T10	REVERSING LIGHT SWITCH	T20	BRAKE LIGHT SWITCH
T22	SWITCH CLUTCH CONTROL (CRUISE CONTROL)	T23	SWITCH BRAKE ACTUATION (ENGINE TIMING)	T25	SWITCH CLUTCH CONTROL (ENGINE CONTROL)

FUNCTIONS ON THE VEHICLE

Vehicle	alim.	kW	Date	Engine	 S10	 T10	 T20 - T23	 T22 - T25
---------	-------	----	------	--------	---	---	--	---

ENGINE				
2.0 16V	Petrol	103	01/09->	M4R 711, M4R 713

Engine	Information	S10	T10	T20 - T23	T22 - T25
All engines	COL:white			7.1275 T20	

ENGINE				
2.0 dCi	Diesel	110	02/09->	M9R 615

Engine	Information	S10	T10	T20 - T23	T22 - T25
All engines	COL:blue, switch press. 0.6 bar, thread M14X1.5	7.0178			
All engines	COL:white			7.1275 T20	

ENGINE				
2.0 dCi	Diesel	118	04/09->	M9R 610

Engine	Information	S10	T10	T20 - T23	T22 - T25
All engines	COL:blue, switch press. 0.6 bar, thread M14X1.5	7.0178			
All engines	COL:white			7.1275 T20	
All engines	COL:green				7.1223 T22
All engines	COL:blue				7.1274 T25

SCÉNIC IV

ENGINE				
1.2 TCe 115	Petrol	85	09/16->	H5F 408

Engine	Information	S10	T10	T20 - T23	T22 - T25
All engines	COL:green, Conn. nr. 3, spanner size 24, thread 14x1.5		7.6245		

ENGINE				
1.2 TCe 130	Petrol	96	09/16->	H5F 408

Engine	Information	S10	T10	T20 - T23	T22 - T25
All engines	COL:green, Conn. nr. 3, spanner size 24, thread 14x1.5		7.6245		

ENGINE				
1.3 TCe 115	Petrol	85	01/18->	H5H 450

Engine	Information	S10	T10	T20 - T23	T22 - T25
All engines	COL:green, Conn. nr. 3, spanner size 24, thread 14x1.5		7.6245		

ENGINE				
1.3 TCe 140	Petrol	103	01/18->	H5H 450

Engine	Information	S10	T10	T20 - T23	T22 - T25
All engines	COL:green, Conn. nr. 3, spanner size 24, thread 14x1.5		7.6245		

ENGINE				
1.3 TCe 160	Petrol	120	01/18->	H5H 450

Engine	Information	S10	T10	T20 - T23	T22 - T25
All engines	COL:green, Conn. nr. 3, spanner size 24, thread 14x1.5		7.6245		

ENGINE				
1.5 dCi 110	Diesel	81	09/16->	K9K 646, K9K 647, K9K648, K9K649

Engine	Information	S10	T10	T20 - T23	T22 - T25
All engines	COL:blue, switch press. 0.6 bar, thread M14X1.5	7.0178			
All engines	COL:green, Conn. nr. 3, spanner size 24, thread 14x1.5		7.6245		

ENGINE				
1.5 dCi 110 Hybrid Assist	Diesel/ Electro	81	04/17->	K9K 646, K9K648

Engine	Information	S10	T10	T20 - T23	T22 - T25
All engines	COL:blue, switch press. 0.6 bar, thread M14X1.5	7.0178			
All engines	COL:green, Conn. nr. 3, spanner size 24, thread 14x1.5		7.6245		

ENGINE				
1.5 dCi 95	Diesel	70	09/16->	K9K 646, K9K648





Engine	Information	S10	T10	T20 - T23	T22 - T25
All engines	COL:blue, switch press. 0.6 bar, thread M14X1.5	7.0178			
All engines	COL:green, Conn. nr. 3, spanner size 24, thread 14x1.5		7.6245		

ENGINE				
1.6 dCi 130	Diesel	96	09/16->	R9M 409

Engine	Information	S10	T10	T20 - T23	T22 - T25
All engines	COL:blue, switch press. 0.6 bar, thread M14X1.5	7.0178			
All engines	COL:green, Conn. nr. 3, spanner size 24, thread 14x1.5		7.6245		


S10	OIL PRESSURE WARNING LIGHT SWITCH	T10	REVERSING LIGHT SWITCH	T20	BRAKE LIGHT SWITCH
T22	SWITCH CLUTCH CONTROL (CRUISE CONTROL)	T23	SWITCH BRAKE ACTUATION (ENGINE TIMING)	T25	SWITCH CLUTCH CONTROL (ENGINE CONTROL)

FUNCTIONS ON THE VEHICLE

Vehicle	alim.	kW	Date	Engine	 S10	 T10	 T20 - T23	 T22 - T25
ENGINE								
1.6 dCi 160	Diesel	118	09/16->	R9M 452				
Engine	Information				S10	T10	T20 - T23	T22 - T25
All engines	COL:blue, switch press. 0.6 bar, thread M14X1.5				7.0178			
SPORT SPIDER								
ENGINE								
2.0	Petrol	108	12/95-08/96	F7R 710				
Engine	Information				S10	T10	T20 - T23	T22 - T25
All engines	COL:green, spanner size 21, switch press. 0.2 bar, thread M18x1.5				7.0075			
All engines	thread M16x1.5						7.1075 T20	
ENGINE								
2.0 16V	Petrol	110	03/95-10/99	F7R 712, F7R 720				
Engine	Information				S10	T10	T20 - T23	T22 - T25
All engines	-> 01/08/97, COL:green, spanner size 21, switch press. 0.2 bar, thread M18x1.5				7.0075			
Eng. F7R 720	01/09/97 ->, COL:green, switch press. 0.2 bar				7.0131			
All engines	thread M16x1.5						7.1075 T20	
SUPER 5								
ENGINE								
1.0	Petrol	30	10/84-10/88	C1C 700				
Engine	Information				S10	T10	T20 - T23	T22 - T25
All engines					7.0076		7.1012 T20	
All engines	-> 31/05/88					7.6015		
All engines	01/06/88 ->					7.6096		
ENGINE								
1.1	Petrol	33	01/86-03/95	C1E 750, C1E 752, C1E 756, C1E 760				
Engine	Information				S10	T10	T20 - T23	T22 - T25
Eng. C1E 750, C1E 756	-> 31/10/86				7.0006			
All engines	01/11/86 ->				7.0076			
Eng. C1E 750, C1E 752, C1E 756	-> 30/06/88					7.6015		
All engines	01/07/88 ->					7.6096		
All engines							7.1012 T20	
ENGINE								
1.1	Petrol	34	10/84-12/96	C1E 750, C1E 752, C1E 754				
Engine	Information				S10	T10	T20 - T23	T22 - T25
Eng. C1E 750	-> 31/10/86				7.0006			
All engines	01/11/86 ->				7.0076			
All engines	-> 30/06/88					7.6015		
All engines	01/07/88 ->					7.6096		
All engines							7.1012 T20	
ENGINE								
1.2	Petrol	40	01/87-08/90	C1G 702, C1G 720, C1G 722				
Engine	Information				S10	T10	T20 - T23	T22 - T25
All engines					7.0076		7.1012 T20	
All engines	-> 30/06/88					7.6015		
All engines	01/07/88 ->					7.6096		
ENGINE								
1.2	Petrol	44	01/87-12/96	C1G 702				
Engine	Information				S10	T10	T20 - T23	T22 - T25
All engines					7.0076		7.1012 T20	
All engines	-> 30/06/88					7.6015		
All engines	01/07/88 ->					7.6096		
ENGINE								
1.4	Petrol	43	10/84-06/88	C1J 768, C1J 780				
Engine	Information				S10	T10	T20 - T23	T22 - T25
All engines	-> 31/10/86				7.0006			
All engines	01/11/86 ->				7.0076			
All engines	COL:black					7.6015		
All engines	COL:green					7.6096		
All engines							7.1012 T20	

S10	OIL PRESSURE WARNING LIGHT SWITCH	T10	REVERSING LIGHT SWITCH	T20	BRAKE LIGHT SWITCH
T22	SWITCH CLUTCH CONTROL (CRUISE CONTROL)	T23	SWITCH BRAKE ACTUATION (ENGINE TIMING)	T25	SWITCH CLUTCH CONTROL (ENGINE CONTROL)

FUNCTIONS ON THE VEHICLE

Vehicle	alim.	kW	Date	Engine	 S10	 T10	 T20 - T23	 T22 - T25
---------	-------	----	------	--------	---	---	--	---

ENGINE				
1.4	Petrol	44	09/85-08/90	C2J 784, C3J 700

Engine	Information	S10	T10	T20 - T23	T22 - T25
All engines		7.0006		7.1012 T20	
All engines	COL:black		7.6015		
All engines	COL:green		7.6096		

ENGINE				
1.4	Petrol	49	06/87-07/89	C2J 782

Engine	Information	S10	T10	T20 - T23	T22 - T25
All engines		7.0076		7.1012 T20	
All engines	COL:black		7.6015		
All engines	COL:green		7.6096		

ENGINE				
1.4	Petrol	52	10/84-07/89	C2J 700, C2J 780, C2J 781, C2J 788, C2J 789, C2J 798

Engine	Information	S10	T10	T20 - T23	T22 - T25
Eng. C2J 780	-> 31/10/86	7.0006			
All engines	01/11/86 ->	7.0076			
All engines	COL:black		7.6015		
All engines	COL:green		7.6096		
All engines				7.1012 T20	

ENGINE				
1.4	Petrol	85	04/85-10/87	C1J 788

Engine	Information	S10	T10	T20 - T23	T22 - T25
All engines	COL:black		7.6015		
All engines	COL:green		7.6096		
All engines				7.1012 T20	

ENGINE				
1.4 Cat	Petrol	43	10/85-12/96	C3J 700, C3J 702, C3J 760

Engine	Information	S10	T10	T20 - T23	T22 - T25
All engines	-> 31/10/86	7.0006			
Eng. C3J 702, C3J 760	01/11/86 ->	7.0076			
All engines	COL:black		7.6015		
All engines	COL:green		7.6096		
All engines				7.1012 T20	

ENGINE				
1.4 Turbo	Petrol	85	08/85-06/89	C1J 788

Engine	Information	S10	T10	T20 - T23	T22 - T25
All engines	COL:black		7.6015		
All engines	COL:green		7.6096		
All engines				7.1012 T20	

ENGINE				
1.4 Turbo	Petrol	88	04/85-08/90	C1J 782, C1J 784, C1J 788

Engine	Information	S10	T10	T20 - T23	T22 - T25
All engines	COL:black		7.6015		
All engines	COL:green		7.6096		
All engines				7.1012 T20	

ENGINE				
1.6 D	Diesel	40	10/84-12/96	F8M 720, F8M 730





Engine	Information	S10	T10	T20 - T23	T22 - T25
All engines	COL:black	7.0034			
All engines	COL:green	7.0110			
All engines	-> 30/06/88		7.6015		
All engines	01/07/88 ->		7.6096		
All engines				7.1012 T20	

ENGINE				
1.7	Petrol	54	10/86-03/95	F3N 716, F3N 717

Engine	Information	S10	T10	T20 - T23	T22 - T25
All engines	-> 31/05/87	7.0034			
All engines	01/06/87 ->	7.0110			
All engines	-> 30/06/88		7.6015		
All engines	01/07/88 ->		7.6096		
All engines				7.1012 T20	

S10 OIL PRESSURE WARNING LIGHT SWITCH	T10 REVERSING LIGHT SWITCH	T20 BRAKE LIGHT SWITCH
T22 SWITCH CLUTCH CONTROL (CRUISE CONTROL)	T23 SWITCH BRAKE ACTUATION (ENGINE TIMING)	T25 SWITCH CLUTCH CONTROL (ENGINE CONTROL)

FUNCTIONS ON THE VEHICLE

Vehicle	alim.	kW	Date	Engine	 S10	 T10	 T20 - T23	 T22 - T25
ENGINE								
1.7	Petrol	64	06/87-03/95	F2N 740, F2N 742				
Engine	Information			S10	T10	T20 - T23	T22 - T25	
All engines				7.0110		7.1012 T20		
All engines	-> 30/06/88				7.6015			
All engines	01/07/88 ->				7.6096			
ENGINE								
1.7	Petrol	66	09/88-09/90	F2N 740				
Engine	Information			S10	T10	T20 - T23	T22 - T25	
All engines				7.0110		7.1012 T20		
All engines	-> 30/06/88				7.6015			
All engines	01/07/88 ->				7.6096			
ENGINE								
1.7 i	Petrol	69	10/86-08/91	F3N 702				
Engine	Information			S10	T10	T20 - T23	T22 - T25	
All engines	-> 30/06/87			7.0034				
All engines	01/06/87 ->			7.0110				
All engines	-> 30/06/88				7.6015			
All engines	01/07/88 ->				7.6096			
All engines						7.1012 T20		
SYMBOL								
ENGINE								
1.2	Petrol	55	09/08-06/14	D4F 728				
Engine	Information			S10	T10	T20 - T23	T22 - T25	
All engines	COL:milk white, spanner size 21, switch press. 0.3 bar, thread M14x1.5, without cable			7.0076				
All engines	COL:green, spanner size 21, switch press. 0.3 bar, thread M14x1.5			7.0181				
All engines	COL:black, Conn. nr. 2					7.1148 T20		
All engines	COL:white					7.1149 T20		
ENGINE								
1.2 LPG [ExtraEU]	Petrol/ Petro- leum Gas (LPG)	55	12/13->	D4F 734				
Engine	Information			S10	T10	T20 - T23	T22 - T25	
All engines	COL:grey, switch press. 0.9 bar			7.0153				
All engines	COL:green, Conn. nr. 3, spanner size 24, thread 14x1.5				7.6245			
All engines	COL:blue, Conn. nr. 2, spanner size 24, thread 14x1.5				7.6271			
ENGINE								
1.5 dCi	Diesel	47	09/08-06/14	K9K 740				
Engine	Information			S10	T10	T20 - T23	T22 - T25	
All engines	COL:blue, switch press. 0.6 bar, thread M14X1.5			7.0178				
All engines	COL:green, spanner size 21, switch press. 0.3 bar, thread M14x1.5			7.0181				
All engines	COL:black, Conn. nr. 2					7.1148 T20		
All engines	COL:white					7.1149 T20		
All engines	COL:green					7.1223 T20		
ENGINE								
1.5 dCi	Diesel	62	09/08-12/12	K9K 718				
Engine	Information			S10	T10	T20 - T23	T22 - T25	
All engines	COL:blue, switch press. 0.6 bar, thread M14X1.5			7.0178				
All engines	COL:green, spanner size 21, switch press. 0.3 bar, thread M14x1.5			7.0181				
All engines	COL:black, Conn. nr. 2					7.1148 T20		
All engines	COL:white					7.1149 T20		
All engines	COL:green					7.1223 T20		
ENGINE								
1.6	Petrol	77	09/08-06/14	K4M 744				
Engine	Information			S10	T10	T20 - T23	T22 - T25	
All engines	COL:grey, switch press. 0.5 bar, thread M14X1.5			7.0151				
All engines	COL:black, Conn. nr. 2					7.1148 T20		
All engines	COL:white					7.1149 T20		

S10	OIL PRESSURE WARNING LIGHT SWITCH	T10	REVERSING LIGHT SWITCH	T20	BRAKE LIGHT SWITCH
T22	SWITCH CLUTCH CONTROL (CRUISE CONTROL)	T23	SWITCH BRAKE ACTUATION (ENGINE TIMING)	T25	SWITCH CLUTCH CONTROL (ENGINE CONTROL)

FUNCTIONS ON THE VEHICLE

Vehicle	alim.	kW	Date	Engine	 S10	 T10	 T20 - T23	 T22 - T25
---------	-------	----	------	--------	---	---	--	---

				ENGINE
1.6 [ExtraEU]	Petrol	79	01/09-06/14	K4M 744, K4M 745

Engine	Information	S10	T10	T20 - T23	T22 - T25
All engines	COL:grey, switch press. 0.5 bar, thread M14X1.5	7.0151			
All engines	COL:white			7.1149 T20	

				ENGINE
1.5 dCi 110	Diesel	81	11/15->	K9K 646, K9K 647

Engine	Information	S10	T10	T20 - T23	T22 - T25
All engines	COL:blue, switch press. 0.6 bar, thread M14X1.5	7.0178			
All engines	COL:green, Conn. nr. 3, spanner size 24, thread 14x1.5		7.6245		

				ENGINE
1.6 dCi 130	Diesel	96	11/15->	R9M 409

Engine	Information	S10	T10	T20 - T23	T22 - T25
All engines	COL:blue, switch press. 0.6 bar, thread M14X1.5	7.0178			
All engines	COL:green, Conn. nr. 3, spanner size 24, thread 14x1.5		7.6245		

				ENGINE
1.6 dCi 160	Diesel	118	06/15->	R9M 452, R9M 453

Engine	Information	S10	T10	T20 - T23	T22 - T25
All engines	COL:blue, switch press. 0.6 bar, thread M14X1.5	7.0178			

				ENGINE
1.2 16V	Petrol	55	04/02->	D4F 728

Engine	Information	S10	T10	T20 - T23	T22 - T25
All engines	COL:milk white, spanner size 21, switch press. 0.3 bar, thread M14x1.5, without cable	7.0076			
All engines	COL:green, spanner size 21, switch press. 0.3 bar, thread M14x1.5	7.0181			
All engines	COL:black, Conn. nr. 2			7.1148 T20	
All engines	COL:white			7.1149 T20	

				ENGINE
1.2i 16V	Petrol	55	04/04->	D4F 728

Engine	Information	S10	T10	T20 - T23	T22 - T25
All engines	conn.shape : round	7.0076			
All engines	conn.shape : rectangular	7.0181			
All engines	COL:green, pole nr. 2		7.6096		
All engines	pole nr. 3		7.6245		
All engines	COL:light blue, pole nr. 2		7.6271		
All engines	pole nr. 2			7.1148 T20	
All engines	pole nr. 4			7.1149 T20	

				ENGINE
1.4	Petrol	55	08/00->	K7J 700



Engine	Information	S10	T10	T20 - T23	T22 - T25
All engines	COL:milk white, spanner size 21, switch press. 0.3 bar, thread M14x1.5, without cable	7.0076			
All engines	COL:grey, switch press. 0.5 bar, thread M14X1.5	7.0151			
All engines	COL:green, pole nr. 2, see connection type		7.6096		
All engines	pole nr. 3		7.6245		
All engines	COL:light blue, pole nr. 2, see connection type		7.6271		
All engines	COL:black, Conn. nr. 2			7.1148 T20	
All engines	COL:white			7.1149 T20	
All engines	COL:blue			7.1195 T20	
All engines	COL:green			7.1223 T20	
All engines	COL:grey				7.1150 T25

				ENGINE
1.4	Petrol	72	05/00-02/09	K7J 700, K7J718

Engine	Information	S10	T10	T20 - T23	T22 - T25
All engines	COL:milk white, spanner size 21, switch press. 0.3 bar, thread M14x1.5, without cable	7.0076			
All engines	COL:grey, switch press. 0.5 bar, thread M14X1.5	7.0151			
Eng. K7J 700	COL:green, pole nr. 2, see connection type		7.6096		
Eng. K7J 700	pole nr. 3		7.6245		
Eng. K7J 700	COL:light blue, pole nr. 2, see connection type		7.6271		
All engines	COL:black, Conn. nr. 2			7.1148 T20	
All engines	COL:white			7.1149 T20	

S10 OIL PRESSURE WARNING LIGHT SWITCH	T10 REVERSING LIGHT SWITCH	T20 BRAKE LIGHT SWITCH
T22 SWITCH CLUTCH CONTROL (CRUISE CONTROL)	T23 SWITCH BRAKE ACTUATION (ENGINE TIMING)	T25 SWITCH CLUTCH CONTROL (ENGINE CONTROL)

FUNCTIONS ON THE VEHICLE

Vehicle	alim.	kW	Date	Engine	 S10	 T10	 T20 - T23	 T22 - T25
---------	-------	----	------	--------	---	---	--	---

				ENGINE
1.4 16V	Petrol	72	08/00->	K4J 712, K4J 713

Engine	Information	S10	T10	T20 - T23	T22 - T25
All engines	COL:green, switch press. 0.2 bar	7.0131			
Eng. K4J 713	COL:green, pole nr. 2, see connection type		7.6096		
Eng. K4J 713	pole nr. 3		7.6245		
Eng. K4J 713	COL:light blue, pole nr. 2, see connection type		7.6271		
All engines	COL:black, Conn. nr. 2, pole nr. 2			7.1148	T20
All engines	COL:white, pole nr. 4			7.1149	T20
Eng. K4J 712	COL:grey			7.1150	T20
All engines	COL:blue			7.1195	T20
All engines	COL:green			7.1223	T20
All engines	COL:grey				7.1150 T25

				ENGINE
1.5 dCi	Diesel	47	06/05->	K9K 740

Engine	Information	S10	T10	T20 - T23	T22 - T25
All engines	COL:blue, switch press. 0.6 bar, thread M14X1.5	7.0178			
All engines	COL:green, spanner size 21, switch press. 0.3 bar, thread M14x1.5	7.0181			
All engines	COL:green, pole nr. 2		7.6096		
All engines	pole nr. 3		7.6245		
All engines	COL:light blue, pole nr. 2		7.6271		
All engines	COL:black, Conn. nr. 2			7.1148	T20
All engines	COL:white			7.1149	T20
All engines	COL:blue			7.1195	T20
All engines	COL:green			7.1223	T20
All engines	COL:grey				7.1150 T25

				ENGINE
1.5 dCi	Diesel	48	04/02->	K9K 700

Engine	Information	S10	T10	T20 - T23	T22 - T25
All engines	COL:green, switch press. 0.2 bar	7.0131			
All engines	COL:green, spanner size 21, switch press. 0.3 bar, thread M14x1.5	7.0181			
All engines	COL:black, Conn. nr. 2			7.1148	T20
All engines	COL:white			7.1149	T20
All engines	COL:grey			7.1150	T20
All engines	COL:blue			7.1195	T20
All engines	COL:green			7.1223	T20

				ENGINE
1.5 dCi	Diesel	50	02/03->	K9K 700, K9K 714





Engine	Information	S10	T10	T20 - T23	T22 - T25
Eng. K9K 700	conn.shape : round	7.0131			
Eng. K9K 714	COL:blue, switch press. 0.6 bar, thread M14X1.5	7.0178			
All engines	COL:green, conn.shape : rectangular, spanner size 21, switch press. 0.3 bar, thread M14x1.5	7.0181			
Eng. K9K 700	COL:green, pole nr. 2		7.6096		
All engines	COL:green, Conn. nr. 3, pole nr. 3, spanner size 24, thread 14x1.5		7.6245		
All engines	COL:blue, COL:light blue, Conn. nr. 2, pole nr. 2, spanner size 24, thread 14x1.5		7.6271		
All engines	COL:black, Conn. nr. 2, pole nr. 2			7.1148	T20
All engines	COL:white, pole nr. 4			7.1149	T20
Eng. K9K 714	COL:grey			7.1150	T20
Eng. K9K 714	COL:blue			7.1195	T20
All engines	COL:green, pole nr. 2			7.1223	T20

				ENGINE
1.5 dCi	Diesel	58	04/04-11/09	K9K 706

Engine	Information	S10	T10	T20 - T23	T22 - T25
All engines	COL:green, switch press. 0.2 bar	7.0131			
All engines	COL:green, spanner size 21, switch press. 0.3 bar, thread M14x1.5	7.0181			
All engines	COL:black, Conn. nr. 2			7.1148	T20
All engines	COL:white			7.1149	T20
All engines	COL:grey			7.1150	T20
All engines	COL:blue			7.1195	T20
All engines	COL:green			7.1223	T20

S10	OIL PRESSURE WARNING LIGHT SWITCH	T10	REVERSING LIGHT SWITCH	T20	BRAKE LIGHT SWITCH
T22	SWITCH CLUTCH CONTROL (CRUISE CONTROL)	T23	SWITCH BRAKE ACTUATION (ENGINE TIMING)	T25	SWITCH CLUTCH CONTROL (ENGINE CONTROL)

FUNCTIONS ON THE VEHICLE

Vehicle	alim.	kW	Date	Engine	 S10	 T10	 T20 - T23	 T22 - T25
---------	-------	----	------	--------	---	---	--	---

ENGINE				
1.5 dCi	Diesel	60	06/01->	K9K 706

Engine	Information	S10	T10	T20 - T23	T22 - T25
All engines	COL:blue, switch press. 0.6 bar, thread M14x1.5	7.0178			
All engines	COL:green, spanner size 21, switch press. 0.3 bar, thread M14x1.5	7.0181			
All engines	COL:black, Conn. nr. 2			7.1148 T20	
All engines	COL:white			7.1149 T20	
All engines	COL:blue			7.1195 T20	
All engines	COL:green			7.1223 T20	
All engines	COL:grey				7.1150 T25

ENGINE				
1.5 dCi	Diesel	62	01/01->	K9K 718

Engine	Information	S10	T10	T20 - T23	T22 - T25
All engines	press. 0, 60 bar	7.0178			
All engines	press. 0, 30 bar	7.0181			
All engines	COL:green, pole nr. 2		7.6096	7.1223 T20	
All engines	pole nr. 3		7.6245		
All engines	COL:light blue, pole nr. 2		7.6271		
All engines	COL:black, pole nr. 2			7.1148 T20	
All engines	pole nr. 4			7.1149 T20	

ENGINE				
1.6	Petrol	66	03/98->	K7M 746

Engine	Information	S10	T10	T20 - T23	T22 - T25
All engines	COL:milk white, spanner size 21, switch press. 0.3 bar, thread M14x1.5, without cable	7.0076			
All engines	COL:black, Conn. nr. 2			7.1148 T20	
All engines	COL:white			7.1149 T20	
All engines	COL:grey			7.1150 T20	
All engines	COL:blue			7.1195 T20	
All engines	COL:green			7.1223 T20	

ENGINE				
1.6	Petrol	79	01/01->	K4M 745

Engine	Information	S10	T10	T20 - T23	T22 - T25
All engines		7.0151			
All engines	pole nr. 2			7.1148 T20	
All engines	pole nr. 4			7.1149 T20	

ENGINE				
1.6 16V	Petrol	79	04/02->	K7M 734

Engine	Information	S10	T10	T20 - T23	T22 - T25
All engines	COL:green, spanner size 21, switch press. 0.3 bar, thread M14x1.5	7.0181			

ENGINE				
1.9 D	Diesel	48	02/98-05/01	F8Q 630

Engine	Information	S10	T10	T20 - T23	T22 - T25
All engines	COL:green, switch press. 0.2 bar	7.0131			
All engines	COL:black, Conn. nr. 2			7.1148 T20	
All engines	COL:white			7.1149 T20	
All engines	COL:grey			7.1150 T20	
All engines	COL:blue			7.1195 T20	
All engines	COL:green			7.1223 T20	

THALIA II

ENGINE				
0.9 TCe	Petrol	66	11/12-06/14	H4B 400

Engine	Information	S10	T10	T20 - T23	T22 - T25
All engines			7.6271		

ENGINE				
1.2	Petrol	55	09/08-06/14	D4F 728, D4F736

Engine	Information	S10	T10	T20 - T23	T22 - T25
Eng. D4F 728	COL:milk white, spanner size 21, switch press. 0.3 bar, thread M14x1.5, without cable	7.0076			
Eng. D4F 728	COL:green, spanner size 21, switch press. 0.3 bar, thread M14x1.5	7.0181			
All engines	COL:black, Conn. nr. 2			7.1148 T20	
All engines	COL:white			7.1149 T20	

S10 OIL PRESSURE WARNING LIGHT SWITCH	T10 REVERSING LIGHT SWITCH	T20 BRAKE LIGHT SWITCH
T22 SWITCH CLUTCH CONTROL (CRUISE CONTROL)	T23 SWITCH BRAKE ACTUATION (ENGINE TIMING)	T25 SWITCH CLUTCH CONTROL (ENGINE CONTROL)

FUNCTIONS ON THE VEHICLE

Vehicle	alim.	kW	Date	Engine	 S10	 T10	 T20 - T23	 T22 - T25
---------	-------	----	------	--------	---	---	--	---

ENGINE				
1.2 LPG	Petrol/ Petro- leum Gas (LPG)	55	01/10-12/13	D4F 728

Engine	Information	S10	T10	T20 - T23	T22 - T25
All engines	COL:milk white, spanner size 21, switch press. 0.3 bar, thread M14x1.5, without cable	7.0076			
All engines	COL:black, Conn. nr. 2			7.1148 T20	
All engines	COL:white			7.1149 T20	

ENGINE				
1.4	Petrol	55	09/08-06/14	K7J 700

Engine	Information	S10	T10	T20 - T23	T22 - T25
All engines	COL:milk white, spanner size 21, switch press. 0.3 bar, thread M14x1.5, without cable	7.0076			
All engines	COL:grey, switch press. 0.5 bar, thread M14x1.5	7.0151			
All engines	COL:black, Conn. nr. 2			7.1148 T20	
All engines	COL:white			7.1149 T20	

ENGINE				
1.4	Petrol	72	01/09-12/11	K4J 712, K4J 713

Engine	Information	S10	T10	T20 - T23	T22 - T25
All engines	COL:green, switch press. 0.2 bar	7.0131			
All engines	COL:black, Conn. nr. 2, man 5 speed			7.1148 T20	
All engines	aut 4 speed, COL:white, man 5 speed			7.1149 T20	

ENGINE				
1.5 dCi	Diesel	47	09/08-06/14	K9K 740

Engine	Information	S10	T10	T20 - T23	T22 - T25
All engines	COL:blue, switch press. 0.6 bar, thread M14X1.5	7.0178			
All engines	COL:green, spanner size 21, switch press. 0.3 bar, thread M14x1.5	7.0181			
All engines	COL:blue, Conn. nr. 2, spanner size 24, thread 14x1.5		7.6271		
All engines	COL:black, Conn. nr. 2			7.1148 T20	
All engines	COL:white			7.1149 T20	
All engines	COL:green			7.1223 T23	

ENGINE				
1.5 dCi	Diesel	48	01/09->	K9K 700

Engine	Information	S10	T10	T20 - T23	T22 - T25
All engines	COL:green, switch press. 0.2 bar	7.0131			
All engines	COL:green, spanner size 21, switch press. 0.3 bar, thread M14x1.5	7.0181			
All engines	COL:black, Conn. nr. 2			7.1148 T20	
All engines	COL:white			7.1149 T20	

ENGINE				
1.5 dCi	Diesel	55	11/12-06/14	K9K 612

Engine	Information	S10	T10	T20 - T23	T22 - T25
All engines	COL:blue, switch press. 0.6 bar, thread M14X1.5	7.0178			
All engines	COL:green, Conn. nr. 3, spanner size 24, thread 14x1.5		7.6245		

ENGINE				
1.5 dCi	Diesel	62	09/08-12/10	K9K 718

Engine	Information	S10	T10	T20 - T23	T22 - T25
All engines	COL:blue, switch press. 0.6 bar, thread M14X1.5	7.0178			
All engines	COL:green, spanner size 21, switch press. 0.3 bar, thread M14x1.5	7.0181			
All engines	COL:black, Conn. nr. 2			7.1148 T20	
All engines	COL:white			7.1149 T20	
All engines	COL:green			7.1223 T23	

ENGINE				
1.6	Petrol	77	09/08-12/12	K4M 670, K4M 674

Engine	Information	S10	T10	T20 - T23	T22 - T25
All engines	COL:green, switch press. 0.2 bar	7.0131			
All engines	COL:black, Conn. nr. 2			7.1148 T20	
All engines	COL:white			7.1149 T20	

ENGINE				
1.6 16V	Petrol	77	09/08->	K4M 744

Engine	Information	S10	T10	T20 - T23	T22 - T25
All engines		7.0151			

S10 OIL PRESSURE WARNING LIGHT SWITCH	T10 REVERSING LIGHT SWITCH	T20 BRAKE LIGHT SWITCH
T22 SWITCH CLUTCH CONTROL (CRUISE CONTROL)	T23 SWITCH BRAKE ACTUATION (ENGINE TIMING)	T25 SWITCH CLUTCH CONTROL (ENGINE CONTROL)

FUNCTIONS ON THE VEHICLE

Vehicle	alim.	kW	Date	Engine	 S10	 T10	 T20 - T23	 T22 - T25
---------	-------	----	------	--------	---	---	--	---

ENGINE				
1.6 16V	Petrol	77	09/08->	K4M 744

Engine	Information	S10	T10	T20 - T23	T22 - T25
All engines	COL:green, pole nr. 2, see connection type		7.6096		
All engines	pole nr. 3		7.6245		
All engines	COL:light blue, pole nr. 2, see connection type		7.6271		
All engines	COL:black, pole nr. 2, with automatic adjustment			7.1148 T20	
All engines	pole nr. 4, with automatic adjustment			7.1149 T20	
All engines	COL:green, COL:grey, pole nr. 2			7.1223 T20	

THALIA III				
ENGINE				
1.2 16V	Petrol	55	12/13->	D4F 732

Engine	Information	S10	T10	T20 - T23	T22 - T25
All engines	COL:grey, switch press. 0.9 bar	7.0153			
All engines	COL:green, Conn. nr. 3, spanner size 24, thread 14x1.5		7.6245		

ENGINE				
1.5 dCi	Diesel	66	12/13->	K9K 612

Engine	Information	S10	T10	T20 - T23	T22 - T25
All engines	COL:blue, switch press. 0.6 bar, thread M14X1.5	7.0178			
All engines	COL:green, Conn. nr. 3, spanner size 24, thread 14x1.5		7.6245		

TRAFIC I				
ENGINE				
1.4	Petrol	35	03/80-06/91	C1J 700

Engine	Information	S10	T10	T20 - T23	T22 - T25
All engines		7.0006		7.1075 T20	
All engines	COL:black		7.6017		
All engines	COL:green		7.6114		

ENGINE				
1.7	Petrol	50	05/89-08/94	F1N 720, F1N 722, F1N 724

Engine	Information	S10	T10	T20 - T23	T22 - T25
All engines		7.0110		7.1075 T20	
All engines	COL:black		7.6017		
All engines	COL:green		7.6114		

ENGINE				
1.9 D	Diesel	44	06/97-03/01	F8Q 606

Engine	Information	S10	T10	T20 - T23	T22 - T25
All engines		7.0131		7.1075 T20	
All engines	COL:black		7.6017		
All engines	COL:green		7.6114		

ENGINE				
1.9 D	Diesel	47	11/97-05/01	F8Q 600

Engine	Information	S10	T10	T20 - T23	T22 - T25
All engines		7.0131		7.1075 T20	
All engines	COL:black		7.6017		
All engines	COL:green		7.6114		

ENGINE				
2.0	Petrol	59	05/89-08/90	J5R 716, J5R 726

Engine	Information	S10	T10	T20 - T23	T22 - T25
All engines		7.0076		7.1075 T20	
All engines	COL:black		7.6017		
All engines	COL:green		7.6114		

ENGINE				
2.0 RWD	Petrol	59	05/89-10/97	J5R 726


Engine	Information	S10	T10	T20 - T23	T22 - T25
All engines		7.0076		7.1075 T20	
All engines	COL:black		7.6017		
All engines	COL:green		7.6114		

ENGINE				
2.1 D	Diesel	43	03/80-06/94	852 720, 852 750

Engine	Information	S10	T10	T20 - T23	T22 - T25
All engines		7.0076		7.1075 T20	
All engines	COL:black		7.6017		

S10 OIL PRESSURE WARNING LIGHT SWITCH	T10 REVERSING LIGHT SWITCH	T20 BRAKE LIGHT SWITCH
T22 SWITCH CLUTCH CONTROL (CRUISE CONTROL)	T23 SWITCH BRAKE ACTUATION (ENGINE TIMING)	T25 SWITCH CLUTCH CONTROL (ENGINE CONTROL)

FUNCTIONS ON THE VEHICLE

Vehicle	alim.	kW	Date	Engine	 S10	 T10	 T20 - T23	 T22 - T25
---------	-------	----	------	--------	---	---	--	---

ENGINE				
2.1 D	Diesel	43	03/80-06/94	852 720, 852 750

Engine	Information	S10	T10	T20 - T23	T22 - T25
All engines	COL:green		7.6114		

ENGINE				
2.1 D	Diesel	47	06/94-04/98	J8S 620, J8S 758

Engine	Information	S10	T10	T20 - T23	T22 - T25
All engines		7.0076		7.1075 T20	
All engines	COL:black		7.6017		
All engines	COL:green		7.6114		

ENGINE				
2.1 D RWD	Diesel	43	05/89-06/94	852 720

Engine	Information	S10	T10	T20 - T23	T22 - T25
All engines		7.0076		7.1075 T20	
All engines	COL:black		7.6017		
All engines	COL:green		7.6114		

ENGINE				
2.1 D RWD	Diesel	47	06/94-10/97	J8S 620, J8S 758

Engine	Information	S10	T10	T20 - T23	T22 - T25
All engines		7.0076		7.1075 T20	
All engines	COL:black		7.6017		
All engines	COL:green		7.6114		

ENGINE				
2.2	Petrol	70	05/89-06/94	J7T 780

Engine	Information	S10	T10	T20 - T23	T22 - T25
All engines		7.0076		7.1075 T20	
All engines	COL:black		7.6017		
All engines	COL:green		7.6114		

ENGINE				
2.2	Petrol	74	06/94-04/98	J7T 600

Engine	Information	S10	T10	T20 - T23	T22 - T25
All engines		7.0076		7.1075 T20	
All engines	COL:black		7.6017		
All engines	COL:green		7.6114		

ENGINE				
2.2 4x4	Petrol	70	05/89-06/94	J7T 780

Engine	Information	S10	T10	T20 - T23	T22 - T25
All engines		7.0076		7.1075 T20	
All engines	COL:black		7.6017		
All engines	COL:green		7.6114		

ENGINE				
2.2 4x4	Petrol	74	06/94-04/98	J7T 600

Engine	Information	S10	T10	T20 - T23	T22 - T25
All engines		7.0076		7.1075 T20	
All engines	COL:black		7.6017		
All engines	COL:green		7.6114		

ENGINE				
2.5 D	Diesel	55	05/89-05/01	S8U 750, S8U 752, S8U 758, S8U 780, S8U 782





Engine	Information	S10	T10	T20 - T23	T22 - T25
All engines		7.0076		7.1075 T20	
All engines	COL:black		7.6017		
All engines	COL:green		7.6114		

ENGINE				
2.5 D	Diesel	56	03/89-08/94	S8U 750

Engine	Information	S10	T10	T20 - T23	T22 - T25
All engines		7.0076		7.1075 T20	
All engines	COL:black		7.6017		
All engines	COL:green		7.6114		

S10 OIL PRESSURE WARNING LIGHT SWITCH	T10 REVERSING LIGHT SWITCH	T20 BRAKE LIGHT SWITCH
T22 SWITCH CLUTCH CONTROL (CRUISE CONTROL)	T23 SWITCH BRAKE ACTUATION (ENGINE TIMING)	T25 SWITCH CLUTCH CONTROL (ENGINE CONTROL)

FUNCTIONS ON THE VEHICLE

Vehicle	alim.	kW	Date	Engine	 S10	 T10	 T20 - T23	 T22 - T25
---------	-------	----	------	--------	---	---	--	---

ENGINE				
2.5 D	Diesel	58	09/94-04/98	S8U 758

Engine	Information	S10	T10	T20 - T23	T22 - T25
All engines		7.0076		7.1075 T20	
All engines	COL:black		7.6017		
All engines	COL:green		7.6114		

ENGINE				
2.5 D 4x4	Diesel	55	05/89-05/01	S8U 750, S8U 752, S8U 758, S8U 782

Engine	Information	S10	T10	T20 - T23	T22 - T25
All engines		7.0076		7.1075 T20	
All engines	COL:black		7.6017		
All engines	COL:green		7.6114		

ENGINE				
2.5 D 4x4	Diesel	56	03/89-08/94	S8U 750

Engine	Information	S10	T10	T20 - T23	T22 - T25
All engines		7.0076		7.1075 T20	
All engines	COL:black		7.6017		
All engines	COL:green		7.6114		

ENGINE				
2.5 D 4x4	Diesel	58	09/94-01/99	S8U 758

Engine	Information	S10	T10	T20 - T23	T22 - T25
All engines		7.0076		7.1075 T20	
All engines	COL:black		7.6017		
All engines	COL:green		7.6114		

TRAFIC II

ENGINE				
1.9 dCi	Diesel	59	04/01-07/03	F9Q 762

Engine	Information	S10	T10	T20 - T23	T22 - T25
All engines	COL:grey, switch press. 0.5 bar, thread M14X1.5	7.0151			
All engines	COL:blue, switch press. 0.6 bar, thread M14X1.5	7.0178			
All engines	COL:black, Conn. nr. 2			7.1148 T20	
All engines	COL:green				7.1223 T22

ENGINE				
1.9 dCi	Diesel	75	03/01->	F9Q 760

Engine	Information	S10	T10	T20 - T23	T22 - T25
All engines	COL:grey, switch press. 0.5 bar, thread M14X1.5	7.0151			
All engines	COL:blue, switch press. 0.6 bar, thread M14X1.5	7.0178			
All engines	COL:black, Conn. nr. 2			7.1148 T20	
All engines	COL:black, COL:grey, pole nr. 2, with automatic adjustment				7.1150 T22
All engines	COL:green, COL:grey, pole nr. 2				7.1223 T22
All engines	pole nr. 4				7.1227 T22

ENGINE				
1.9 dCi 100	Diesel	74	03/01->	F9Q 760

Engine	Information	S10	T10	T20 - T23	T22 - T25
All engines	COL:grey, switch press. 0.5 bar, thread M14X1.5	7.0151			
All engines	COL:blue, switch press. 0.6 bar, thread M14X1.5	7.0178			
All engines	COL:black, Conn. nr. 2			7.1148 T20	
All engines	COL:black, COL:grey, pole nr. 2, with automatic adjustment				7.1150 T22
All engines	COL:green, COL:grey, pole nr. 2				7.1223 T22
All engines	pole nr. 4				7.1227 T22

ENGINE				
1.9 dCi 80	Diesel	60	03/01->	F9Q 760, F9Q 762

Engine	Information	S10	T10	T20 - T23	T22 - T25
All engines	COL:grey, conn.shape : round, switch press. 0.5 bar, thread M14X1.5	7.0151			
All engines	COL:blue, conn.shape : rectangular, switch press. 0.6 bar, thread M14X1.5	7.0178			
Eng. F9Q 760	COL:green, pole nr. 2		7.6096		
Eng. F9Q 760	pole nr. 3		7.6245		
Eng. F9Q 760	COL:light blue, pole nr. 2		7.6271		
All engines	COL:black, Conn. nr. 2, pole nr. 2			7.1148 T20	
Eng. F9Q 760	pole nr. 4			7.1149 T20	

S10 OIL PRESSURE WARNING LIGHT SWITCH	T10 REVERSING LIGHT SWITCH	T20 BRAKE LIGHT SWITCH
T22 SWITCH CLUTCH CONTROL (CRUISE CONTROL)	T23 SWITCH BRAKE ACTUATION (ENGINE TIMING)	T25 SWITCH CLUTCH CONTROL (ENGINE CONTROL)

FUNCTIONS ON THE VEHICLE

Vehicle	alim.	kW	Date	Engine	 S10	 T10	 T20 - T23	 T22 - T25
---------	-------	----	------	--------	---	---	--	---

ENGINE				
1.9 dCi 80	Diesel	60	03/01->	F9Q 760, F9Q 762

Engine	Information	S10	T10	T20 - T23	T22 - T25
Eng. F9Q 762	COL:green			7.1223 T20	
All engines	COL:black, COL:grey, pole nr. 2, with automatic adjustment				7.1150 T22
All engines	COL:green, COL:grey, pole nr. 2				7.1223 T22
All engines	pole nr. 4				7.1227 T22

ENGINE				
2.0	Petrol	88	03/01->	F4R 720, F4R 722

Engine	Information	S10	T10	T20 - T23	T22 - T25
All engines	COL:green, press. 0.20 bar, switch press. 0.2 bar	7.0131			
All engines	COL:grey, press. 0.50 bar, switch press. 0.5 bar, thread M14X1.5	7.0151			
All engines	COL:blue, press. 0.60 bar, switch press. 0.6 bar, thread M14X1.5	7.0178			
Eng. F4R 722	COL:green, pole nr. 2		7.6096		
Eng. F4R 722	pole nr. 3		7.6245		
Eng. F4R 722	COL:light blue, pole nr. 2		7.6271		
All engines	-> 01/10/06, COL:black, Conn. nr. 2, pole nr. 2			7.1148 T20	
All engines	01/11/06 ->, COL:white, pole nr. 4			7.1149 T20	
All engines	COL:black, COL:grey, pole nr. 2, with automatic adjustment				7.1150 T22
All engines	COL:green, COL:grey, pole nr. 2				7.1223 T22
All engines	pole nr. 4				7.1227 T22

ENGINE				
2.0 16V	Petrol	86	08/06->	F4R 820

Engine	Information	S10	T10	T20 - T23	T22 - T25
All engines	COL:green, switch press. 0.2 bar	7.0131			
All engines	COL:grey, switch press. 0.5 bar, thread M14X1.5	7.0151			
All engines	COL:blue, switch press. 0.6 bar, thread M14X1.5	7.0178			
All engines	COL:green, Conn. nr. 3, spanner size 24, thread 14x1.5		7.6245		
All engines	-> 01/10/06, COL:black, Conn. nr. 2			7.1148 T20	
All engines	01/11/06 ->, COL:white			7.1149 T20	
All engines	COL:grey			7.1150 T20	
All engines	COL:black, COL:grey, pole nr. 2, with automatic adjustment				7.1150 T22
All engines	COL:green, COL:grey, pole nr. 2				7.1223 T22
All engines	COL:black, pole nr. 4				7.1227 T22

ENGINE				
2.0 dCi	Diesel	80	08/06->	M9R 630, M9R 692

Engine	Information	S10	T10	T20 - T23	T22 - T25
All engines	COL:blue, switch press. 0.6 bar, thread M14X1.5	7.0178			
All engines	-> 01/10/06, COL:black, Conn. nr. 2			7.1148 T20	
All engines	01/11/06 ->, COL:white			7.1149 T20	
All engines	COL:black				7.1227 T22

ENGINE				
2.0 dCi 115	Diesel	84	08/06->	M9R 630, M9R 692, M9R 780, M9R 782, M9R 784, M9R 786, M9R 788

Engine	Information	S10	T10	T20 - T23	T22 - T25
All engines	COL:blue, switch press. 0.6 bar, thread M14X1.5	7.0178			
Eng. M9R 630, M9R 784	COL:green, pole nr. 2		7.6096		
Eng. M9R 630, M9R 784	pole nr. 3		7.6245		
All engines	COL:light blue, pole nr. 2		7.6271		
All engines	-> 01/05/10, COL:black, Conn. nr. 2, man 5 speed, man 6 speed, man., pole nr. 2			7.1148 T20	
All engines	01/06/10 ->, COL:white, man 6 speed, pole nr. 4, semiaut.			7.1149 T20	
Eng. M9R 630, M9R 784	COL:black, COL:grey, pole nr. 2, with automatic adjustment				7.1150 T22
All engines	COL:green, COL:grey, man 5 speed, pole nr. 2				7.1223 T22
All engines	COL:black, man 6 speed, pole nr. 4				7.1227 T22

ENGINE				
2.0 dCi 90	Diesel	66	08/06->	M9R 630, M9R 692, M9R 780, M9R 782, M9R 786

Engine	Information	S10	T10	T20 - T23	T22 - T25
All engines	COL:blue, switch press. 0.6 bar, thread M14X1.5	7.0178			
All engines			7.6271		

S10 OIL PRESSURE WARNING LIGHT SWITCH	T10 REVERSING LIGHT SWITCH	T20 BRAKE LIGHT SWITCH
T22 SWITCH CLUTCH CONTROL (CRUISE CONTROL)	T23 SWITCH BRAKE ACTUATION (ENGINE TIMING)	T25 SWITCH CLUTCH CONTROL (ENGINE CONTROL)

FUNCTIONS ON THE VEHICLE

Vehicle	alim.	kW	Date	Engine	 S10	 T10	 T20 - T23	 T22 - T25
---------	-------	----	------	--------	---	---	--	---

ENGINE				
2.0 dCi 90	Diesel	66	08/06->	M9R 630, M9R 692, M9R 780, M9R 782, M9R 786

Engine	Information	S10	T10	T20 - T23	T22 - T25
All engines	-> 01/10/06, COL:black, Conn. nr. 2, JL00/JL01, JL0P, man.			7.1148 T20	
All engines	01/11/06 ->, COL:white, JL01/JL0P, semiaut.			7.1149 T20	
All engines	COL:green, JL00/JL01, JL0P, man 5 speed				7.1223 T22
All engines	COL:black, JL01/JL0P, man 6 speed				7.1227 T22

ENGINE				
2.5 dCi	Diesel	84	08/07->	G9U 630

Engine	Information	S10	T10	T20 - T23	T22 - T25
All engines	COL:blue, switch press. 0.6 bar, thread M14X1.5	7.0178			
All engines	COL:green, pole nr. 2		7.6096		
All engines	pole nr. 3		7.6245		
All engines	COL:light blue, pole nr. 2		7.6271		
All engines	COL:black, Conn. nr. 2			7.1148 T20	
All engines	COL:white			7.1149 T20	
All engines	COL:black, COL:grey, pole nr. 2, with automatic adjustment				7.1150 T22
All engines	COL:green, COL:grey, pole nr. 2				7.1223 T22
All engines	pole nr. 4				7.1227 T22

ENGINE				
2.5 dCi 115	Diesel	84	02/08->	G9U 630

Engine	Information	S10	T10	T20 - T23	T22 - T25
All engines	COL:blue, switch press. 0.6 bar, thread M14X1.5	7.0178			
All engines	COL:green, pole nr. 2		7.6096		
All engines	pole nr. 3		7.6245		
All engines	COL:light blue, pole nr. 2		7.6271		
All engines	COL:black, Conn. nr. 2			7.1148 T20	
All engines	COL:white			7.1149 T20	
All engines	COL:black, COL:grey, pole nr. 2, with automatic adjustment				7.1150 T22
All engines	COL:green, COL:grey, pole nr. 2				7.1223 T22
All engines	pole nr. 4				7.1227 T22

ENGINE				
2.5 dCi 135	Diesel	99	03/01->	G9U 730

Engine	Information	S10	T10	T20 - T23	T22 - T25
All engines	COL:grey, switch press. 0.5 bar, thread M14X1.5	7.0151			
All engines	COL:blue, switch press. 0.6 bar, thread M14X1.5	7.0178			
All engines	COL:green, pole nr. 2		7.6096		
All engines	pole nr. 3		7.6245		
All engines	COL:light blue, pole nr. 2		7.6271		
All engines	COL:black, Conn. nr. 2			7.1148 T20	
All engines	COL:white			7.1149 T20	
All engines	COL:black, COL:grey, pole nr. 2, with automatic adjustment				7.1150 T22
All engines	COL:green, COL:grey, pole nr. 2				7.1223 T22
All engines	pole nr. 4				7.1227 T22

ENGINE				
2.5 dCi 145	Diesel	107	08/06->	G9U 630

Engine	Information	S10	T10	T20 - T23	T22 - T25
All engines	COL:blue, switch press. 0.6 bar, thread M14X1.5	7.0178			
All engines	COL:green, pole nr. 2		7.6096		
All engines	pole nr. 3		7.6245		
All engines	COL:light blue, pole nr. 2		7.6271		
All engines	COL:black, Conn. nr. 2			7.1148 T20	
All engines	COL:white			7.1149 T20	
All engines	COL:black, COL:grey, pole nr. 2, with automatic adjustment				7.1150 T22
All engines	COL:green, COL:grey, pole nr. 2				7.1223 T22
All engines	pole nr. 4				7.1227 T22

ENGINE				
2.5 DTi	Diesel	99	03/03-07/03	G9U 730

Engine	Information	S10	T10	T20 - T23	T22 - T25
All engines	COL:grey, conn.shape : round, switch press. 0.5 bar, thread M14X1.5	7.0151			

S10 OIL PRESSURE WARNING LIGHT SWITCH	T10 REVERSING LIGHT SWITCH	T20 BRAKE LIGHT SWITCH
T22 SWITCH CLUTCH CONTROL (CRUISE CONTROL)	T23 SWITCH BRAKE ACTUATION (ENGINE TIMING)	T25 SWITCH CLUTCH CONTROL (ENGINE CONTROL)

Vehicle	alim.	kW	Date	Engine	FUNCTIONS ON THE VEHICLE			
					S10	T10	T20 - T23	T22 - T25

				ENGINE
2.5 DTi	Diesel	99	03/03-07/03	G9U 730

Engine	Information	S10	T10	T20 - T23	T22 - T25
All engines	COL:blue, conn.shape : rectangular, switch press. 0.6 bar, thread M14X1.5	7.0178			
All engines	COL:green, pole nr. 2		7.6096		
All engines	pole nr. 3		7.6245		
All engines	COL:light blue, pole nr. 2		7.6271		
All engines	COL:black, Conn. nr. 2, pole nr. 2			7.1148 T20	
All engines	COL:white, pole nr. 4			7.1149 T20	
All engines	COL:black, COL:grey, pole nr. 2, with automatic adjustment				7.1150 T22
All engines	COL:green, COL:grey, pole nr. 2				7.1223 T22
All engines	pole nr. 4				7.1227 T22

				ENGINE
1.6 dCi 115	Diesel	85	05/14->	R9M 408

Engine	Information	S10	T10	T20 - T23	T22 - T25
All engines	COL:blue, switch press. 0.6 bar, thread M14X1.5	7.0178			
All engines	COL:green, Conn. nr. 3, spanner size 24, thread 14x1.5		7.6245		
All engines	COL:green				7.1223 T25

				ENGINE
1.6 dCi 120	Diesel	88	05/14->	R9M 413, R9M 450

Engine	Information	S10	T10	T20 - T23	T22 - T25
All engines	COL:blue, switch press. 0.6 bar, thread M14X1.5	7.0178			
All engines	COL:green				7.1223 T25

				ENGINE
1.6 dCi 125	Diesel	92	07/15->	R9M 452

Engine	Information	S10	T10	T20 - T23	T22 - T25
All engines	COL:blue, switch press. 0.6 bar, thread M14X1.5	7.0178			
All engines	COL:green, Conn. nr. 3, spanner size 24, thread 14x1.5		7.6245		
All engines			7.6271		
All engines	COL:green				7.1223 T22, T25

				ENGINE
1.6 dCi 140	Diesel	103	05/14->	R9M 450

Engine	Information	S10	T10	T20 - T23	T22 - T25
All engines	COL:blue, switch press. 0.6 bar, thread M14X1.5	7.0178			
All engines	COL:green				7.1223 T25

				ENGINE
1.6 dCi 145	Diesel	107	07/15->	R9M 452

Engine	Information	S10	T10	T20 - T23	T22 - T25
All engines	COL:blue, switch press. 0.6 bar, thread M14X1.5	7.0178			
All engines	COL:green, Conn. nr. 3, spanner size 24, thread 14x1.5		7.6245		
All engines			7.6271		
All engines	COL:green				7.1223 T22, T25

				ENGINE
1.6 dCi 90	Diesel	66	05/14->	R9M 408

Engine	Information	S10	T10	T20 - T23	T22 - T25
All engines	COL:blue, switch press. 0.6 bar, thread M14X1.5	7.0178			
All engines	COL:green, Conn. nr. 3, spanner size 24, thread 14x1.5		7.6245		
All engines	COL:green				7.1223 T25

				ENGINE
1.6 dCi 95	Diesel	70	07/15->	R9M 413

Engine	Information	S10	T10	T20 - T23	T22 - T25
All engines	COL:blue, switch press. 0.6 bar, thread M14X1.5	7.0178			
All engines	COL:green, Conn. nr. 3, spanner size 24, thread 14x1.5		7.6245		
All engines			7.6271		
All engines	COL:green				7.1223 T22, T25

S10	OIL PRESSURE WARNING LIGHT SWITCH	T10	REVERSING LIGHT SWITCH	T20	BRAKE LIGHT SWITCH
T22	SWITCH CLUTCH CONTROL (CRUISE CONTROL)	T23	SWITCH BRAKE ACTUATION (ENGINE TIMING)	T25	SWITCH CLUTCH CONTROL (ENGINE CONTROL)

FUNCTIONS ON THE VEHICLE

Vehicle	alim.	kW	Date	Engine	 S10	 T10	 T20 - T23	 T22 - T25
---------	-------	----	------	--------	---	---	--	---

TWINGO I

				ENGINE
1.0 16V	Petrol	51	01/01->	D4D 712

Engine	Information	S10	T10	T20 - T23	T22 - T25
All engines		7.0076	7.6096		
All engines	pole nr. 2			7.1075	T20
All engines	pole nr. 4			7.1149	T20

				ENGINE
1.2	Petrol	40	03/93-03/07	C3G 700, C3G 702, D7F 700, D7F 701

Engine	Information	S10	T10	T20 - T23	T22 - T25
All engines	-air conditioning	7.0076			
Eng. C3G 700, C3G 702	+air conditioning	7.0120			
All engines	COL:green, pole nr. 2		7.6096		
All engines	pole nr. 3		7.6245		
All engines	COL:light blue, pole nr. 2		7.6271		
All engines	pole nr. 2			7.1075	T20
All engines	pole nr. 4			7.1149	T20

				ENGINE
1.2	Petrol	43	05/96-06/07	D7F 700, D7F 701, D7F 702, D7F 703, D7F 704, D7F 706

Engine	Information	S10	T10	T20 - T23	T22 - T25
All engines		7.0076			
All engines	COL:green, pole nr. 2		7.6096		
All engines	pole nr. 3		7.6245		
All engines	COL:light blue, pole nr. 2		7.6271		
All engines	pole nr. 2			7.1075	T20
All engines	pole nr. 4			7.1149	T20

				ENGINE
1.2	Petrol	44	09/98-08/00	D7F 702, D7F 703, D7F 704

Engine	Information	S10	T10	T20 - T23	T22 - T25
All engines		7.0076			
All engines	COL:green, pole nr. 2		7.6096		
All engines	pole nr. 3		7.6245		
All engines	COL:light blue, pole nr. 2		7.6271		
All engines	pole nr. 2			7.1075	T20
All engines	pole nr. 4			7.1149	T20

				ENGINE
1.2 16V	Petrol	44	08/04-06/07	D4F 708


Engine	Information	S10	T10	T20 - T23	T22 - T25
All engines		7.0153			
All engines	COL:green, pole nr. 2		7.6096		
All engines	pole nr. 3		7.6245		
All engines	COL:light blue, pole nr. 2		7.6271		
All engines	pole nr. 2, see connection type			7.1075, 7.1148	T20
All engines	pole nr. 4			7.1149	T20
All engines	+manual transmission, with control switch			7.1223	T20

				ENGINE
1.2 16V	Petrol	55	01/01-06/07	D4F 702

Engine	Information	S10	T10	T20 - T23	T22 - T25
All engines		7.0076			
All engines	COL:green, pole nr. 2		7.6096		
All engines	pole nr. 3		7.6245		
All engines	COL:light blue, pole nr. 2		7.6271		
All engines	pole nr. 2, see connection type			7.1075, 7.1148	T20
All engines	pole nr. 4			7.1149	T20
All engines	+manual transmission, with control switch			7.1223	T20

S10 OIL PRESSURE WARNING LIGHT SWITCH	T10 REVERSING LIGHT SWITCH	T20 BRAKE LIGHT SWITCH
T22 SWITCH CLUTCH CONTROL (CRUISE CONTROL)	T23 SWITCH BRAKE ACTUATION (ENGINE TIMING)	T25 SWITCH CLUTCH CONTROL (ENGINE CONTROL)

FUNCTIONS ON THE VEHICLE

Vehicle	alim.	kW	Date	Engine	 S10	 T10	 T20 - T23	 T22 - T25
---------	-------	----	------	--------	---	---	--	---

TWINGO II

1.2	Petrol	43	03/07->	ENGINE D4F 800
-----	--------	----	---------	-------------------

Engine	Information	S10	T10	T20 - T23	T22 - T25
All engines	COL:white, switch press. 0.9 bar	7.0179			
All engines	COL:blue, Conn. nr. 2, spanner size 24, thread 14x1.5		7.6271		
All engines	BITRON, COL:white			7.1225	T20
All engines	COL:blue				7.1224 T25

1.2	Petrol	55	09/10-09/14	ENGINE D4F 770
-----	--------	----	-------------	-------------------

Engine	Information	S10	T10	T20 - T23	T22 - T25
All engines	COL:white, switch press. 0.9 bar	7.0179			
All engines	BITRON, COL:white			7.1225	T20
All engines	COL:blue				7.1224 T22

1.2	Petrol	75	02/11-09/14	ENGINE D4F 780
-----	--------	----	-------------	-------------------

Engine	Information	S10	T10	T20 - T23	T22 - T25
All engines	COL:white, switch press. 0.9 bar	7.0179			
All engines	COL:green, Conn. nr. 3, spanner size 24, thread 14x1.5		7.6245		
All engines	COL:blue, Conn. nr. 2, spanner size 24, thread 14x1.5		7.6271		
All engines	BITRON, COL:white			7.1225	T20
All engines	COL:blue				7.1224 T22

1.2 16V	Petrol	55	03/07->	ENGINE D4F 764, D4F 770, D4F 772
---------	--------	----	---------	-------------------------------------

Engine	Information	S10	T10	T20 - T23	T22 - T25
All engines	COL:white, switch press. 0.9 bar	7.0179			
Eng. D4F 764	COL:green, pole nr. 2		7.6096		
Eng. D4F 764	pole nr. 3		7.6245		
All engines	COL:blue, COL:light blue, Conn. nr. 2, pole nr. 2, spanner size 24, thread 14x1.5		7.6271		
All engines	BITRON, COL:grey, COL:white			7.1225	T20
Eng. D4F 764	COL:black			7.1227	T20
Eng. D4F 764					7.1224 T22
Eng. D4F 770, D4F 772	COL:blue				7.1224 T25

1.2 16V	Petrol	56	03/07->	ENGINE D4F 772
---------	--------	----	---------	-------------------

Engine	Information	S10	T10	T20 - T23	T22 - T25
All engines	COL:blue, switch press. 0.6 bar, thread M14X1.5	7.0178			
All engines	COL:white, switch press. 0.9 bar	7.0179			
All engines	COL:grey			7.1225	T20
All engines	COL:black			7.1227	T20
All engines					7.1224 T22

1.2 TCe 100	Petrol	75	02/11->	ENGINE D4F 782
-------------	--------	----	---------	-------------------

Engine	Information	S10	T10	T20 - T23	T22 - T25
All engines		7.0179			7.1224 T22
All engines	COL:green, pole nr. 2		7.6096		
All engines	pole nr. 3		7.6245		
All engines	COL:light blue, pole nr. 2		7.6271		
All engines	COL:grey			7.1225	T20
All engines	COL:black			7.1227	T20

1.2 Turbo	Petrol	74	03/07->	ENGINE D4F 780, D4F 782
-----------	--------	----	---------	----------------------------

Engine	Information	S10	T10	T20 - T23	T22 - T25
All engines	COL:white, switch press. 0.9 bar	7.0179			
All engines	COL:green, Conn. nr. 3, spanner size 24, thread 14x1.5		7.6245		
All engines	BITRON, COL:white			7.1225	T20
All engines	COL:blue				7.1224 T25

1.5 dCi	Diesel	47	03/07->	ENGINE K9K 740
---------	--------	----	---------	-------------------

Engine	Information	S10	T10	T20 - T23	T22 - T25
All engines	COL:blue, switch press. 0.6 bar, thread M14X1.5	7.0178			

S10	OIL PRESSURE WARNING LIGHT SWITCH	T10	REVERSING LIGHT SWITCH	T20	BRAKE LIGHT SWITCH
T22	SWITCH CLUTCH CONTROL (CRUISE CONTROL)	T23	SWITCH BRAKE ACTUATION (ENGINE TIMING)	T25	SWITCH CLUTCH CONTROL (ENGINE CONTROL)

FUNCTIONS ON THE VEHICLE

Vehicle	alim.	kW	Date	Engine	 S10	 T10	 T20 - T23	 T22 - T25
---------	-------	----	------	--------	---	---	--	---

ENGINE				
1.5 dCi	Diesel	47	03/07->	K9K 740

Engine	Information	S10	T10	T20 - T23	T22 - T25
All engines	COL:green, spanner size 21, switch press. 0.3 bar, thread M14x1.5	7.0181			
All engines	COL:green, Conn. nr. 3, spanner size 24, thread 14x1.5		7.6245		
All engines	BITRON, COL:white			7.1225	T20
All engines	COL:blue				7.1224 T25

ENGINE				
1.5 dCi	Diesel	55	10/10-09/14	K9K 820

Engine	Information	S10	T10	T20 - T23	T22 - T25
All engines	COL:blue, switch press. 0.6 bar, thread M14x1.5	7.0178			
All engines	COL:green, Conn. nr. 3, spanner size 24, thread 14x1.5		7.6245		
All engines	BITRON, COL:white			7.1225	T20
All engines	COL:blue				7.1224 T22

ENGINE				
1.5 dCi	Diesel	62	04/08->	K9K 718

Engine	Information	S10	T10	T20 - T23	T22 - T25
All engines	COL:blue, switch press. 0.6 bar, thread M14x1.5	7.0178			
All engines	COL:green, spanner size 21, switch press. 0.3 bar, thread M14x1.5	7.0181			
All engines	COL:blue, Conn. nr. 2, spanner size 24, thread 14x1.5		7.6271		
All engines	BITRON, COL:white			7.1225	T20
All engines					7.1224 T22

ENGINE				
1.5 dCi 75	Diesel	55	10/10->	K9K 820

Engine	Information	S10	T10	T20 - T23	T22 - T25
All engines	COL:blue, switch press. 0.6 bar, thread M14x1.5	7.0178			
All engines	COL:blue, Conn. nr. 2, spanner size 24, thread 14x1.5		7.6271		
All engines	BITRON, COL:white			7.1225	T20
All engines	COL:blue				7.1224 T22

ENGINE				
1.5 dCi 90	Diesel	63	10/10->	K9K 820

Engine	Information	S10	T10	T20 - T23	T22 - T25
All engines	COL:blue, switch press. 0.6 bar, thread M14x1.5	7.0178			
All engines	COL:blue, Conn. nr. 2, spanner size 24, thread 14x1.5		7.6271		
All engines	BITRON, COL:white			7.1225	T20
All engines	COL:blue				7.1224 T22

ENGINE				
1.6 RS	Petrol	98	05/08->	K4M 854

Engine	Information	S10	T10	T20 - T23	T22 - T25
All engines	COL:blue, switch press. 0.6 bar, thread M14x1.5	7.0178			
All engines	COL:blue, Conn. nr. 2, spanner size 24, thread 14x1.5		7.6271		
All engines	BITRON, COL:white			7.1225	T20
All engines	COL:blue				7.1224 T25

TWINGO III

ENGINE				
0.9 TCe 110	Petrol	80	11/16->	H4B 401

Engine	Information	S10	T10	T20 - T23	T22 - T25
All engines	COL:green, Conn. nr. 3, spanner size 24, thread 14x1.5		7.6245		
All engines	COL:grey				7.1223 T25

ENGINE				
0.9 TCe 90	Petrol	66	09/14->	H4B 401





Engine	Information	S10	T10	T20 - T23	T22 - T25
All engines	COL:green, Conn. nr. 3, spanner size 24, thread 14x1.5		7.6245		
All engines	+start-stop function, COL:grey				7.1223 T25

ENGINE				
1.0 SCe 70	Petrol	51	09/15->	H4D 400

Engine	Information	S10	T10	T20 - T23	T22 - T25
All engines	COL:green, Conn. nr. 3, spanner size 24, thread 14x1.5		7.6245		
All engines	+start-stop function, COL:grey				7.1223 T25

S10 OIL PRESSURE WARNING LIGHT SWITCH	T10 REVERSING LIGHT SWITCH	T20 BRAKE LIGHT SWITCH
T22 SWITCH CLUTCH CONTROL (CRUISE CONTROL)	T23 SWITCH BRAKE ACTUATION (ENGINE TIMING)	T25 SWITCH CLUTCH CONTROL (ENGINE CONTROL)

FUNCTIONS ON THE VEHICLE

Vehicle	alim.	kW	Date	Engine	 S10	 T10	 T20 - T23	 T22 - T25
---------	-------	----	------	--------	---	---	--	---

				ENGINE
1.0 SCe 70	Petrol	52	09/14->	H4D 400

Engine	Information	S10	T10	T20 - T23	T22 - T25
All engines	COL:green, Conn. nr. 3, spanner size 24, thread 14x1.5		7.6245		
All engines	+start-stop function, COL:grey				7.1223 T25

				ENGINE
2.0 16 V Turbo	Petrol	125	04/04->	F4R 766, F4R 767

Engine	Information	S10	T10	T20 - T23	T22 - T25
All engines	COL:grey, conn.shape : round, switch press. 0.5 bar, thread M14X1.5	7.0151			
All engines	COL:blue, conn.shape : rectangular, switch press. 0.6 bar, thread M14X1.5	7.0178			
All engines	COL:green, Conn. nr. 3, spanner size 24, thread 14x1.5		7.6245		
All engines	-> 01/04/05, COL:white			7.1149 T20	

				ENGINE
2.0 16V Turbo	Petrol	120	06/02->	F4R 762, F4R 763

Engine	Information	S10	T10	T20 - T23	T22 - T25
All engines	COL:grey, switch press. 0.5 bar, thread M14X1.5	7.0151			
All engines	COL:green, Conn. nr. 3, spanner size 24, thread 14x1.5		7.6245		
All engines	-> 01/04/05, COL:white			7.1149 T20	
Eng. F4R 762	01/04/05 ->, COL:green				7.1223 T22
Eng. F4R 762	01/04/05 ->, COL:grey				7.1224 T22

				ENGINE
2.0 dCi	Diesel	110	08/05->	M9R 760

Engine	Information	S10	T10	T20 - T23	T22 - T25
All engines	COL:blue, switch press. 0.6 bar, thread M14X1.5	7.0178			
All engines	COL:green, Conn. nr. 3, spanner size 24, thread 14x1.5		7.6245		
All engines	COL:green				7.1223 T22
All engines	COL:grey				7.1224 T22

				ENGINE
2.0 dCi	Diesel	127	01/06->	M9R 760, M9R 762, M9R 763

Engine	Information	S10	T10	T20 - T23	T22 - T25
All engines	COL:blue, switch press. 0.6 bar, thread M14X1.5	7.0178			
All engines	COL:green, Conn. nr. 3, spanner size 24, thread 14x1.5		7.6245		
Eng. M9R 760				7.1227 T20	
All engines	COL:green				7.1223 T22
All engines	COL:grey				7.1224 T22

				ENGINE
2.0 Turbo	Petrol	108	04/05->	F4R 767, F4R 867

Engine	Information	S10	T10	T20 - T23	T22 - T25
All engines	COL:grey, switch press. 0.5 bar, thread M14X1.5	7.0151			
Eng. F4R 767	COL:blue, switch press. 0.6 bar, thread M14X1.5	7.0178			

				ENGINE
2.2 dCi	Diesel	102	09/04->	G9T 600, G9T 606, G9T 607, G9T 700, G9T 702

Engine	Information	S10	T10	T20 - T23	T22 - T25
All engines	COL:grey, conn.shape : round, switch press. 0.5 bar, thread M14X1.5	7.0151			
All engines	COL:blue, conn.shape : rectangular, switch press. 0.6 bar, thread M14X1.5	7.0178			
All engines	COL:green, Conn. nr. 3, spanner size 24, thread 14x1.5		7.6245		
All engines	-> 01/04/05, COL:white			7.1149 T20	
Eng. G9T 600	01/04/05 ->			7.1227 T20	
Eng. G9T 600, G9T 606, G9T 702	COL:green				7.1223 T22
Eng. G9T 600, G9T 606, G9T 702	COL:grey, see connection type				7.1224 T22

				ENGINE
2.2 dCi	Diesel	110	06/02->	G9T 702, G9T 703

Engine	Information	S10	T10	T20 - T23	T22 - T25
All engines	COL:grey, conn.shape : round, switch press. 0.5 bar, thread M14X1.5	7.0151			
All engines	COL:blue, conn.shape : rectangular, switch press. 0.6 bar, thread M14X1.5	7.0178			
Eng. G9T 702			7.6245		
All engines	-> 01/04/05, COL:white			7.1149 T20	

S10 OIL PRESSURE WARNING LIGHT SWITCH	T10 REVERSING LIGHT SWITCH	T20 BRAKE LIGHT SWITCH
T22 SWITCH CLUTCH CONTROL (CRUISE CONTROL)	T23 SWITCH BRAKE ACTUATION (ENGINE TIMING)	T25 SWITCH CLUTCH CONTROL (ENGINE CONTROL)

Vehicle	alim.	kW	Date	Engine	 S10	 T10	 T20 - T23	 T22 - T25
---------	-------	----	------	--------	---	---	--	---

ENGINE				
2.2 dCi	Diesel	110	06/02->	G9T 702, G9T 703

Engine	Information	S10	T10	T20 - T23	T22 - T25
Eng. G9T 702	01/04/05 ->			7.1227 T20	
Eng. G9T 702	COL:green				7.1223 T22
Eng. G9T 702	COL:grey, see connection type				7.1224 T22

ENGINE				
2.2 dCi	Diesel	83	12/04->	G9T 600

Engine	Information	S10	T10	T20 - T23	T22 - T25
All engines	COL:grey, switch press. 0.5 bar, thread M14X1.5	7.0151			
All engines	COL:blue, switch press. 0.6 bar, thread M14X1.5	7.0178			
All engines	COL:green, Conn. nr. 3, spanner size 24, thread 14x1.5		7.6245		
All engines	-> 01/04/05, COL:white			7.1149 T20	
All engines	COL:green				7.1223 T22
All engines	COL:grey, see connection type				7.1224 T22

ENGINE				
2.2 dCi	Diesel	85	04/04->	G9T 600

Engine	Information	S10	T10	T20 - T23	T22 - T25
All engines	COL:grey, switch press. 0.5 bar, thread M14X1.5	7.0151			
All engines	COL:blue, switch press. 0.6 bar, thread M14X1.5	7.0178			
All engines	COL:green, Conn. nr. 3, spanner size 24, thread 14x1.5		7.6245		
All engines	-> 01/04/05, COL:white			7.1149 T20	
All engines	COL:green				7.1223 T22
All engines	COL:grey, see connection type				7.1224 T22

ENGINE				
3.0 dCi	Diesel	130	06/02->	P9X 701

Engine	Information	S10	T10	T20 - T23	T22 - T25
All engines	-> 01/04/05, COL:white			7.1149 T20	

ENGINE				
3.5	Petrol	170	10/04->	V4Y 715

Engine	Information	S10	T10	T20 - T23	T22 - T25
All engines		7.0042			
All engines	-> 01/04/05, COL:white			7.1149 T20	

ENGINE				
3.5 V6	Petrol	177	06/02->	V4Y 701, V4Y 711

Engine	Information	S10	T10	T20 - T23	T22 - T25
All engines		7.0042			
All engines	-> 01/04/05, COL:white			7.1149 T20	

WIND

ENGINE				
1.2	Petrol	74	07/10->	D4F 780, D4F 782

Engine	Information	S10	T10	T20 - T23	T22 - T25
All engines	COL:white, switch press. 0.9 bar	7.0179			
All engines	COL:blue, Conn. nr. 2, spanner size 24, thread 14x1.5		7.6271		
All engines	BITRON, COL:white			7.1225 T20	
All engines	COL:blue				7.1224 T25





ENGINE				
1.2	Petrol	75	02/11->	D4F 780

Engine	Information	S10	T10	T20 - T23	T22 - T25
All engines	BITRON, COL:white			7.1225 T20	
All engines	COL:blue				7.1224 T22

ENGINE				
1.6	Petrol	98	07/10->	K4M 854

Engine	Information	S10	T10	T20 - T23	T22 - T25
All engines	COL:blue, switch press. 0.6 bar, thread M14X1.5	7.0178			
All engines	COL:blue, Conn. nr. 2, spanner size 24, thread 14x1.5		7.6271		
All engines	BITRON, COL:white			7.1225 T20	
All engines	COL:blue				7.1224 T25

S10	OIL PRESSURE WARNING LIGHT SWITCH	T10	REVERSING LIGHT SWITCH	T20	BRAKE LIGHT SWITCH
T22	SWITCH CLUTCH CONTROL (CRUISE CONTROL)	T23	SWITCH BRAKE ACTUATION (ENGINE TIMING)	T25	SWITCH CLUTCH CONTROL (ENGINE CONTROL)

				FUNCTIONS ON THE VEHICLE				
Vehicle	alim.	kW	Date	Engine	 S10	 T10	 T20 - T23	 T22 - T25

MASCOTT				
				ENGINE
110	Diesel	78	01/99-06/04	8140.43.B.3586, 8140.43.B.3588, 8140.43.C.2586, 814043C2585, 814043C2588

Engine	Information	S10	T10	T20 - T23	T22 - T25
All engines	for individual equipment ID 12206/56+12915	7.0129			
All engines			7.6151		
All engines	COL:white			7.1149 T20	

				ENGINE
110.35	Diesel	78	01/99-06/04	8140.43.B.3586, 8140.43.B.3588, 8140.43.C.2586, 814043C2585, 814043C2588

Engine	Information	S10	T10	T20 - T23	T22 - T25
All engines	for individual equipment ID 12206/56+12915	7.0129			
All engines			7.6151		
All engines	COL:white			7.1149 T20	

				ENGINE
110.50	Diesel	78	01/99-06/04	8140.43.B.3586, 8140.43.B.3588, 8140.43.C.2586, 814043C2585, 814043C2588

Engine	Information	S10	T10	T20 - T23	T22 - T25
All engines	for individual equipment ID 12206/56+12915	7.0129			
All engines			7.6151		
All engines	COL:white			7.1149 T20	

				ENGINE
110.55	Diesel	78	01/99-06/04	8140.43.B.3586, 8140.43.B.3588, 8140.43.C.2586, 814043C2585, 814043C2588

Engine	Information	S10	T10	T20 - T23	T22 - T25
All engines	for individual equipment ID 12206/56+12915	7.0129			
All engines			7.6151		
All engines	COL:white			7.1149 T20	

				ENGINE
120.35	Diesel	85	05/04-12/10	DXI, ZD3 A 600

Engine	Information	S10	T10	T20 - T23	T22 - T25
Eng. ZD3 A 600		7.0042	7.6151	7.1148 T20	
Eng. DXI		7.0166			
Eng. DXI	COL:white			7.1149 T20	
Eng. DXI	COL:grey				7.1150 T22

				ENGINE
120.55	Diesel	85	05/04-12/10	DXI, DXi 3, ZD3 A 600

Engine	Information	S10	T10	T20 - T23	T22 - T25
Eng. DXi 3, ZD3 A 600		7.0042	7.6151	7.1148 T20	
Eng. DXI		7.0166			
Eng. DXI	COL:white			7.1149 T20	
Eng. DXI	COL:grey				7.1150 T22

				ENGINE
120.65	Diesel	85	05/04-12/10	DXI, ZD3 A 600




Engine	Information	S10	T10	T20 - T23	T22 - T25
Eng. ZD3 A 600		7.0042	7.6151	7.1148 T20	
Eng. DXI		7.0166			
Eng. DXI	COL:white			7.1149 T20	
Eng. DXI	COL:grey				7.1150 T22

				ENGINE
130	Diesel	92	01/99-06/04	8140.43.S.2585, 8140.43.S.3585

Engine	Information	S10	T10	T20 - T23	T22 - T25
All engines	for individual equipment ID 12206/56/12915	7.0129			

S10 OIL PRESSURE WARNING LIGHT SWITCH	T10 REVERSING LIGHT SWITCH	T20 BRAKE LIGHT SWITCH
T22 SWITCH CLUTCH CONTROL (CRUISE CONTROL)	T23 SWITCH BRAKE ACTUATION (ENGINE TIMING)	T25 SWITCH CLUTCH CONTROL (ENGINE CONTROL)

FUNCTIONS ON THE VEHICLE

Vehicle	alim.	kW	Date	Engine	 S10	 T10	 T20 - T23	 T22 - T25
---------	-------	----	------	--------	---	---	--	---

ENGINE				
130	Diesel	92	01/99-06/04	8140.43.S.2585, 8140.43.S.3585

Engine	Information	S10	T10	T20 - T23	T22 - T25
All engines			7.6151		
All engines	COL:white			7.1149 T20	

ENGINE				
130.35	Diesel	92	01/99-06/04	8140.43.S.2585, 8140.43.S.3585

Engine	Information	S10	T10	T20 - T23	T22 - T25
All engines	for individual equipment ID 12206/56/12915	7.0129			
All engines			7.6151		
All engines	COL:white			7.1149 T20	

ENGINE				
130.55	Diesel	92	01/99-06/04	8140.43.S.2585, 8140.43.S.3585

Engine	Information	S10	T10	T20 - T23	T22 - T25
All engines	for individual equipment ID 12206/56/12915	7.0129			
All engines			7.6151		
All engines	COL:white			7.1149 T20	

ENGINE				
140	Diesel	103	01/01-06/04	814043K2585

Engine	Information	S10	T10	T20 - T23	T22 - T25
All engines	for individual equipment ID 12206/56+12915	7.0129			
All engines			7.6151		
All engines	COL:white			7.1149 T20	

ENGINE				
140.35	Diesel	103	01/01-06/04	814043K2585

Engine	Information	S10	T10	T20 - T23	T22 - T25
All engines	for individual equipment ID 12206/56+12915	7.0129			
All engines			7.6151		
All engines	COL:white			7.1149 T20	

ENGINE				
140.55	Diesel	103	01/01-06/04	814043K2585

Engine	Information	S10	T10	T20 - T23	T22 - T25
All engines	for individual equipment ID 12206/56+12915	7.0129			
All engines			7.6151		
All engines	COL:white			7.1149 T20	

ENGINE				
150.35	Diesel	107	10/01-06/04	8140.43N.3585

Engine	Information	S10	T10	T20 - T23	T22 - T25
All engines		7.0129	7.6151		
All engines	COL:white			7.1149 T20	

ENGINE				
150.35	Diesel	110	05/04-12/13	DXI

Engine	Information	S10	T10	T20 - T23	T22 - T25
All engines		7.0166			
All engines	COL:white			7.1149 T20	
All engines	COL:grey				7.1150 T22

ENGINE				
150.55	Diesel	107	10/01-06/04	8140.43N.3585

Engine	Information	S10	T10	T20 - T23	T22 - T25
All engines		7.0129	7.6151		
All engines	COL:white			7.1149 T20	

ENGINE				
150.65	Diesel	107	10/01-06/04	8140.43N.3585




Engine	Information	S10	T10	T20 - T23	T22 - T25
All engines		7.0129	7.6151		
All engines	COL:white			7.1149 T20	

ENGINE				
160.35	Diesel	115	05/04-12/10	DXI, ZD3 A 604

Engine	Information	S10	T10	T20 - T23	T22 - T25
Eng. ZD3 A 604		7.0042	7.6151	7.1148 T20	

S10 OIL PRESSURE WARNING LIGHT SWITCH	T10 REVERSING LIGHT SWITCH	T20 BRAKE LIGHT SWITCH
T22 SWITCH CLUTCH CONTROL (CRUISE CONTROL)	T23 SWITCH BRAKE ACTUATION (ENGINE TIMING)	T25 SWITCH CLUTCH CONTROL (ENGINE CONTROL)

FUNCTIONS ON THE VEHICLE

Vehicle	alim.	kW	Date	Engine	 S10	 T10	 T20 - T23	 T22 - T25
---------	-------	----	------	--------	---	---	--	---

ENGINE				
160.35	Diesel	115	05/04-12/10	DXI, ZD3 A 604

Engine	Information	S10	T10	T20 - T23	T22 - T25
Eng. DXI		7.0166			
Eng. DXI	COL:white			7.1149 T20	
Eng. DXI	COL:grey				7.1150 T22

ENGINE				
160.55	Diesel	115	05/04-12/10	DXI, ZD3 A 604

Engine	Information	S10	T10	T20 - T23	T22 - T25
Eng. ZD3 A 604		7.0042	7.6151	7.1148 T20	
Eng. DXI		7.0166			
Eng. DXI	COL:white			7.1149 T20	
Eng. DXI	COL:grey				7.1150 T22

ENGINE				
160.65	Diesel	115	05/04-12/10	DXI, ZD3 A 604

Engine	Information	S10	T10	T20 - T23	T22 - T25
Eng. ZD3 A 604		7.0042	7.6151	7.1148 T20	
Eng. DXI		7.0166			
Eng. DXI	COL:white			7.1149 T20	
Eng. DXI	COL:grey				7.1150 T22

ENGINE				
3.0	Diesel	96	05/04-12/13	DXI

Engine	Information	S10	T10	T20 - T23	T22 - T25
All engines		7.0166			
All engines	COL:white			7.1149 T20	
All engines	COL:grey				7.1150 T22

ENGINE				
90	Diesel	63	01/99-12/01	8140.63.2585, 8140632586

Engine	Information	S10	T10	T20 - T23	T22 - T25
All engines		7.0129	7.6151		
All engines	COL:white			7.1149 T20	

ENGINE				
90.35	Diesel	63	01/99-12/01	8140.63.2585, 8140632586

Engine	Information	S10	T10	T20 - T23	T22 - T25
All engines		7.0129	7.6151		
All engines	COL:white			7.1149 T20	

MAXITY

ENGINE				
2.5 dCi	Diesel	100	12/11->	YD25DDTI

Engine	Information	S10	T10	T20 - T23	T22 - T25
All engines	for individual equipment ID 120DE	7.0042			
All engines	for individual equipment ID 120AL/BT	7.0166			
All engines	version 1		7.6115		

ENGINE				
2.5 dCi	Diesel	107	06/14->	YD25DDTI

Engine	Information	S10	T10	T20 - T23	T22 - T25
All engines	for individual equipment ID 120DE	7.0042			
All engines	for individual equipment ID 120AL/BT	7.0166			
All engines	version 1		7.6115		

ENGINE				
2.5 dCi	Diesel	81	12/06-12/11	YD25DDTI

Engine	Information	S10	T10	T20 - T23	T22 - T25
All engines	for individual equipment ID 120AL/BT	7.0166			
All engines			7.6115		

ENGINE				
2.5 dCi	Diesel	90	12/11->	YD25DDTI

Engine	Information	S10	T10	T20 - T23	T22 - T25
All engines	for individual equipment ID 120DE	7.0042			
All engines	for individual equipment ID 120AL/BT	7.0166			
All engines	version 1		7.6115		

S10 OIL PRESSURE WARNING LIGHT SWITCH	T10 REVERSING LIGHT SWITCH	T20 BRAKE LIGHT SWITCH
T22 SWITCH CLUTCH CONTROL (CRUISE CONTROL)	T23 SWITCH BRAKE ACTUATION (ENGINE TIMING)	T25 SWITCH CLUTCH CONTROL (ENGINE CONTROL)

FUNCTIONS ON THE VEHICLE

Vehicle	alim.	kW	Date	Engine				
					S10	T10	T20 - T23	T22 - T25

ENGINE				
2.5 dCi	Diesel	96	12/06-12/11	YD25DDTI

Engine	Information	S10	T10	T20 - T23	T22 - T25
All engines	for individual equipment ID 120AL/BT	7.0166			
All engines			7.6115		

ENGINE				
3.0 dCi	Diesel	96	07/16->	ZD30DTI

Engine	Information	S10	T10	T20 - T23	T22 - T25
All engines	version 1		7.6115		

ENGINE				
3.0 TDi	Diesel	110	12/06-12/14	ZD30DTI

Engine	Information	S10	T10	T20 - T23	T22 - T25
All engines	for individual equipment ID 120AL/BT/DD	7.0166			
All engines			7.6115		

S10	OIL PRESSURE WARNING LIGHT SWITCH	T10	REVERSING LIGHT SWITCH	T20	BRAKE LIGHT SWITCH
T22	SWITCH CLUTCH CONTROL (CRUISE CONTROL)	T23	SWITCH BRAKE ACTUATION (ENGINE TIMING)	T25	SWITCH CLUTCH CONTROL (ENGINE CONTROL)

FUNCTIONS ON THE VEHICLE

Vehicle	alim.	kW	Date	Engine	 S10	 T10	 T20 - T23	 T22 - T25
---------	-------	----	------	--------	---	---	--	---

100

				ENGINE
111	Petrol	44	04/94-10/97	11 K2D

Engine	Information	S10	T10	T20 - T23	T22 - T25
All engines		7.0091	7.6099	7.1034 T20	

				ENGINE
114	Petrol	55	04/94-10/97	14 K2A, 14 K2D

Engine	Information	S10	T10	T20 - T23	T22 - T25
All engines		7.0091	7.6099	7.1034 T20	

100 / METRO

				ENGINE
111 C/L/S	Petrol	44	03/90-12/98	11 K2A, 11 K2D

Engine	Information	S10	T10	T20 - T23	T22 - T25
All engines		7.0091	7.6099	7.1034 T20	

				ENGINE
114 D	Diesel	38	10/92-12/94	TUD 3

Engine	Information	S10	T10	T20 - T23	T22 - T25
All engines		7.0116	7.6099	7.1034 T20	

				ENGINE
114 GSi	Petrol	76	10/94-10/95	14 K4F

Engine	Information	S10	T10	T20 - T23	T22 - T25
All engines		7.0091	7.6099	7.1034 T20	

				ENGINE
114 GTI 16V	Petrol	69	03/90-08/91	14 K4C, 14 K4D

Engine	Information	S10	T10	T20 - T23	T22 - T25
All engines		7.0091	7.6099	7.1034 T20	

				ENGINE
114 GTI 16V	Petrol	76	08/91-12/98	14 K4F

Engine	Information	S10	T10	T20 - T23	T22 - T25
All engines		7.0091	7.6099	7.1034 T20	

				ENGINE
114 GTI/GT 16V Cat	Petrol	66	03/90-12/98	14 K4C, 14 K4D

Engine	Information	S10	T10	T20 - T23	T22 - T25
All engines		7.0091	7.6099	7.1034 T20	

				ENGINE
114 S/L/GTA	Petrol	55	03/90-12/98	14 K2A, 14 K2D

Engine	Information	S10	T10	T20 - T23	T22 - T25
All engines		7.0091	7.6099	7.1034 T20	

				ENGINE
115 D	Diesel	42	12/94-12/98	TUD 5

Engine	Information	S10	T10	T20 - T23	T22 - T25
All engines		7.0116	7.6099	7.1034 T20	

200 I

				ENGINE
213 S	Petrol	54	09/85-09/89	EV 2

Engine	Information	S10	T10	T20 - T23	T22 - T25
All engines		7.0015	7.6094	7.1034 T20	

200 II

				ENGINE
214	Petrol	55	09/93-12/95	14 K2A, 14 K2D

Engine	Information	S10	T10	T20 - T23	T22 - T25
All engines		7.0091	7.6099	7.1092 T20	

				ENGINE
214 1.4	Petrol	66	01/92-11/99	14 K4C, 14 K4D

Engine	Information	S10	T10	T20 - T23	T22 - T25
All engines		7.0091	7.6099	7.1092 T20	

				ENGINE
214 1.4i 16V	Petrol	76	01/93-11/99	14 K4F

Engine	Information	S10	T10	T20 - T23	T22 - T25
All engines		7.0091	7.6099	7.1092 T20	

S10 OIL PRESSURE WARNING LIGHT SWITCH	T10 REVERSING LIGHT SWITCH	T20 BRAKE LIGHT SWITCH
T22 SWITCH CLUTCH CONTROL (CRUISE CONTROL)	T23 SWITCH BRAKE ACTUATION (ENGINE TIMING)	T25 SWITCH CLUTCH CONTROL (ENGINE CONTROL)

FUNCTIONS ON THE VEHICLE

Vehicle	alim.	kW	Date	Engine	 S10	 T10	 T20 - T23	 T22 - T25
---------	-------	----	------	--------	---	---	--	---

				ENGINE
214 GSi/Si	Petrol	70	01/90-10/95	14 K4C

Engine	Information	S10	T10	T20 - T23	T22 - T25
All engines		7.0091	7.6099	7.1092 T20	

				ENGINE
214 GSi/Si	Petrol	76	12/92-10/95	14 K4F

Engine	Information	S10	T10	T20 - T23	T22 - T25
All engines		7.0091	7.6099	7.1092 T20	

				ENGINE
214 Si/Gsi	Petrol	66	10/89-10/95	14 K4C, 14 K4D

Engine	Information	S10	T10	T20 - T23	T22 - T25
All engines		7.0091	7.6099	7.1092 T20	

				ENGINE
216	Petrol	82	01/96-12/97	16 K4F

Engine	Information	S10	T10	T20 - T23	T22 - T25
All engines	shape conical	7.0091			
All engines	spanner size 22, thread M14x1.5		7.6099		
All engines	Conn. nr. 1			7.1176 T20	

				ENGINE
216	Petrol	90	10/92-06/99	D 16 A8

Engine	Information	S10	T10	T20 - T23	T22 - T25
All engines		7.0015	7.6094	7.1092 T20	

				ENGINE
216 1.6i	Petrol	90	01/92-11/99	D 16 A8

Engine	Information	S10	T10	T20 - T23	T22 - T25
All engines		7.0015	7.6094	7.1092 T20	

				ENGINE
216 1.6i 16V	Petrol	82	01/96-11/99	16 K4F

Engine	Information	S10	T10	T20 - T23	T22 - T25
All engines	shape conical	7.0091			
All engines	spanner size 22, thread M14x1.5		7.6099		
All engines	Conn. nr. 1			7.1176 T20	

				ENGINE
216 GSi	Petrol	82	01/90-12/95	D 16 Z2

Engine	Information	S10	T10	T20 - T23	T22 - T25
All engines		7.0015	7.6094	7.1092 T20	

				ENGINE
216 GSi	Petrol	85	10/89-10/95	D 16 A7

Engine	Information	S10	T10	T20 - T23	T22 - T25
All engines		7.0015	7.6094	7.1092 T20	

				ENGINE
216 GTi	Petrol	90	01/90-10/95	D 16 A8

Engine	Information	S10	T10	T20 - T23	T22 - T25
All engines		7.0015	7.6094	7.1092 T20	

				ENGINE
216 GTi	Petrol	96	09/90-10/95	D 16 A9

Engine	Information	S10	T10	T20 - T23	T22 - T25
All engines		7.0015	7.6094	7.1092 T20	

				ENGINE
218	Petrol	107	03/96-03/00	18 K4K

Engine	Information	S10	T10	T20 - T23	T22 - T25
All engines		7.0091		7.1092 T20	
All engines	+manual transmission		7.6093		





				ENGINE
218 D	Diesel	52	09/91-10/95	XUD9

Engine	Information	S10	T10	T20 - T23	T22 - T25
All engines		7.0021	7.6093	7.1092 T20	

				ENGINE
218 TD	Diesel	65	09/91-10/95	XUD 7TE

Engine	Information	S10	T10	T20 - T23	T22 - T25
All engines		7.0021	7.6093	7.1092 T20	

S10 OIL PRESSURE WARNING LIGHT SWITCH	T10 REVERSING LIGHT SWITCH	T20 BRAKE LIGHT SWITCH
T22 SWITCH CLUTCH CONTROL (CRUISE CONTROL)	T23 SWITCH BRAKE ACTUATION (ENGINE TIMING)	T25 SWITCH CLUTCH CONTROL (ENGINE CONTROL)

				FUNCTIONS ON THE VEHICLE				
Vehicle	alim.	kW	Date	Engine	 S10	 T10	 T20 - T23	 T22 - T25
220 GSi					ENGINE			
Petrol	100	05/94-06/99	20 T4H					
ENGINE					S10	T10	T20 - T23	T22 - T25
All engines		Information		7.0091	7.6093	7.1092	T20	
220 GTi					ENGINE			
Petrol	100	01/93-10/95	20 T4H					
ENGINE					S10	T10	T20 - T23	T22 - T25
All engines		Information		7.0091	7.6093	7.1092	T20	
220 GTi					ENGINE			
Petrol	103	09/91-10/95	20 M4F					
ENGINE					S10	T10	T20 - T23	T22 - T25
All engines		Information		7.0091	7.6093	7.1092	T20	
220 Turbo					ENGINE			
Petrol	147	10/92-06/99	20 T4G					
ENGINE					S10	T10	T20 - T23	T22 - T25
All engines		Information		7.0091	7.6093	7.1092	T20	
200 III					ENGINE			
211					ENGINE			
Petrol	44	01/98-03/00	11 K2D					
ENGINE					S10	T10	T20 - T23	T22 - T25
All engines		Information		7.0071				
All engines		COL:brown, shape straight		7.0091				
All engines		shape conical			7.6099			
All engines		spanner size 22, thread M14x1.5						
All engines		Conn. nr. 1				7.1176	T20	
214 i					ENGINE			
Petrol	55	11/95-03/00	14 K2F					
ENGINE					S10	T10	T20 - T23	T22 - T25
All engines		Information		7.0071				
All engines		COL:brown, shape straight		7.0091				
All engines		shape conical			7.6212			
All engines		Conn. nr. 1				7.1176	T20	
214 Si					ENGINE			
Petrol	76	11/95-03/00	14 K4F					
ENGINE					S10	T10	T20 - T23	T22 - T25
All engines		Information		7.0071				
All engines		COL:brown, shape straight		7.0091				
All engines		shape conical			7.6212			
All engines		Conn. nr. 1				7.1176	T20	
216 Si					ENGINE			
Petrol	82	11/95-06/99	16 K4F					
ENGINE					S10	T10	T20 - T23	T22 - T25
All engines		Information		7.0071				
All engines		COL:brown, shape straight		7.0091				
All engines		shape conical			7.6099			
All engines		->ch. 720772, spanner size 22, thread M14x1.5			7.6212			
All engines		ch. 720773 ->				7.1176	T20	
All engines		Conn. nr. 1						
218 K Vi					ENGINE			
Petrol	107	11/95-03/00	18 K4K					
ENGINE					S10	T10	T20 - T23	T22 - T25
All engines		Information		7.0071				
All engines		COL:brown, shape straight			7.6093			
All engines		Conn. nr. 1				7.1176	T20	
218 Si					ENGINE			
Petrol	88	08/99-03/00	18 K4K					
ENGINE					S10	T10	T20 - T23	T22 - T25
All engines		Information		7.0091				
All engines		shape conical			7.6093			
All engines		Conn. nr. 1				7.1176	T20	
220 D/SD					ENGINE			
Diesel	63	11/95-03/00	20 T2R					
ENGINE					S10	T10	T20 - T23	T22 - T25
All engines		Information		7.0071				
All engines		COL:brown, shape straight						

S10	OIL PRESSURE WARNING LIGHT SWITCH	T10	REVERSING LIGHT SWITCH	T20	BRAKE LIGHT SWITCH
T22	SWITCH CLUTCH CONTROL (CRUISE CONTROL)	T23	SWITCH BRAKE ACTUATION (ENGINE TIMING)	T25	SWITCH CLUTCH CONTROL (ENGINE CONTROL)

FUNCTIONS ON THE VEHICLE

Vehicle	alim.	kW	Date	Engine	 S10	 T10	 T20 - T23	 T22 - T25
---------	-------	----	------	--------	---	---	--	---

				ENGINE
220 D/SD	Diesel	63	11/95-03/00	20 T2R

Engine	Information	S10	T10	T20 - T23	T22 - T25
All engines	shape conical	7.0091			
All engines			7.6093		
All engines	+cruise control, ch. 471565 ->, Conn. nr. 1			7.1176	T20

				ENGINE
220 SDi	Diesel	77	11/95-03/00	20 T2N

Engine	Information	S10	T10	T20 - T23	T22 - T25
All engines	COL:brown, shape straight	7.0071			
All engines	shape conical	7.0091			
All engines			7.6093		
All engines	+cruise control, ch. 471565 ->, Conn. nr. 1			7.1176	T20

200 SERIES

				ENGINE
1.4	Petrol	66	01/96-12/97	14 K4D

Engine	Information	S10	T10	T20 - T23	T22 - T25
All engines	COL:brown, shape straight	7.0071			
All engines	shape conical	7.0091			
All engines			7.6212		
All engines	Conn. nr. 1			7.1176	T20

				ENGINE
1.8	Petrol	107	01/96-06/99	18 K4K

Engine	Information	S10	T10	T20 - T23	T22 - T25
All engines	shape conical	7.0091			
All engines			7.6093		
All engines	Conn. nr. 1			7.1176	T20

2000-3500

				ENGINE
2000	Petrol	74	10/82-10/86	--

Engine	Information	S10	T10	T20 - T23	T22 - T25
All engines		7.0032		7.1034	T20

25

				ENGINE
1.1	Petrol	44	11/99-05/05	11K2F

Engine	Information	S10	T10	T20 - T23	T22 - T25
All engines	COL:brown, shape straight	7.0071			
All engines	shape conical	7.0091			
All engines	spanner size 22, thread M14x1.5		7.6099		
All engines	ch. 612918 ->, Conn. nr. 1			7.1176	T20

				ENGINE
1.1	Petrol	55	09/99-06/01	11 K4F

Engine	Information	S10	T10	T20 - T23	T22 - T25
All engines	COL:brown, shape straight	7.0071			
All engines	shape conical	7.0091			
All engines			7.6212		
All engines	ch. 612918 ->, Conn. nr. 1			7.1176	T20

				ENGINE
1.1 16V	Petrol	55	01/04-05/05	11 K4F





Engine	Information	S10	T10	T20 - T23	T22 - T25
All engines	COL:brown, shape straight	7.0071			
All engines	shape conical	7.0091			
All engines			7.6212		
All engines	ch. 612918 ->, Conn. nr. 1			7.1176	T20

				ENGINE
1.4 16V	Petrol	62	10/99-05/05	14 K4M

Engine	Information	S10	T10	T20 - T23	T22 - T25
All engines	COL:brown, shape straight	7.0071			
All engines	shape conical	7.0091			
All engines			7.6212		
All engines	ch. 612918 ->, Conn. nr. 1			7.1176	T20





S10 OIL PRESSURE WARNING LIGHT SWITCH	T10 REVERSING LIGHT SWITCH	T20 BRAKE LIGHT SWITCH
T22 SWITCH CLUTCH CONTROL (CRUISE CONTROL)	T23 SWITCH BRAKE ACTUATION (ENGINE TIMING)	T25 SWITCH CLUTCH CONTROL (ENGINE CONTROL)

FUNCTIONS ON THE VEHICLE

Vehicle	alim.	kW	Date	Engine	 S10	 T10	 T20 - T23	 T22 - T25
ENGINE								
1.4 16V	Petrol	76	10/99-05/05	14 K4F				
Engine	Information			S10	T10	T20 - T23	T22 - T25	
All engines	COL:brown, shape straight			7.0071				
All engines	shape conical			7.0091				
All engines					7.6212			
All engines	ch. 612918 ->, Conn. nr. 1					7.1176	T20	
ENGINE								
1.6 16V	Petrol	80	10/99-05/05	16 K4F				
Engine	Information			S10	T10	T20 - T23	T22 - T25	
All engines	COL:brown, shape straight			7.0071				
All engines	shape conical			7.0091				
All engines					7.6212			
All engines	ch. 612918 ->, Conn. nr. 1					7.1176	T20	
ENGINE								
1.8 16V	Petrol	107	02/00-05/05	18 K4K				
Engine	Information			S10	T10	T20 - T23	T22 - T25	
All engines	COL:brown, shape straight			7.0071				
All engines	shape conical			7.0091				
All engines					7.6093			
All engines	ch. 612918 ->, Conn. nr. 1					7.1176	T20	
ENGINE								
1.8 16V	Petrol	85	10/99-05/05	18 K4F				
Engine	Information			S10	T10	T20 - T23	T22 - T25	
All engines	COL:brown, shape straight			7.0071				
All engines	shape conical			7.0091				
All engines						7.1176	T20	
ENGINE								
2.0 iDT	Diesel	74	10/99-05/05	20 T2N				
Engine	Information			S10	T10	T20 - T23	T22 - T25	
All engines	COL:brown, shape straight			7.0071				
All engines	shape conical			7.0091				
All engines					7.6093			
All engines	+cruise control, ch. 471565 ->, Conn. nr. 1					7.1176	T20	
ENGINE								
2.0 iDT	Diesel	83	01/02-12/04	20 T2N				
Engine	Information			S10	T10	T20 - T23	T22 - T25	
All engines	COL:brown, shape straight			7.0071				
All engines	shape conical			7.0091				
All engines					7.6093			
All engines	+cruise control, ch. 471565 ->, Conn. nr. 1					7.1176	T20	
400 I								
ENGINE								
1.6 i	Petrol	82	05/94-11/98	16 K4F				
Engine	Information			S10	T10	T20 - T23	T22 - T25	
All engines				7.0091		7.1092	T20	
All engines	+manual transmission				7.6099			
ENGINE								
1.6 i	Petrol	90	05/94-11/98	D 16 A8				
Engine	Information			S10	T10	T20 - T23	T22 - T25	
All engines				7.0091		7.1092	T20	
All engines	+manual transmission				7.6099			
ENGINE								
1.8 i	Petrol	107	06/96-11/98	18 K4K				
Engine	Information			S10	T10	T20 - T23	T22 - T25	
All engines	shape conical			7.0091				
All engines					7.6093			
ENGINE								
1.8 TD	Diesel	65	09/93-11/98	XUD 7TE				
Engine	Information			S10	T10	T20 - T23	T22 - T25	
All engines				7.0021		7.1092	T20	
All engines	+manual transmission				7.6093			

S10	OIL PRESSURE WARNING LIGHT SWITCH	T10	REVERSING LIGHT SWITCH	T20	BRAKE LIGHT SWITCH
T22	SWITCH CLUTCH CONTROL (CRUISE CONTROL)	T23	SWITCH BRAKE ACTUATION (ENGINE TIMING)	T25	SWITCH CLUTCH CONTROL (ENGINE CONTROL)

FUNCTIONS ON THE VEHICLE

Vehicle	alim.	kW	Date	Engine	 S10	 T10	 T20 - T23	 T22 - T25
ENGINE								
2.0 i	Petrol	100	05/94-11/98	20 T4H				
Engine	Information				S10	T10	T20 - T23	T22 - T25
All engines	ext.thread M 12 x 1, 5 mm				7.0071			
All engines	thread 1/8-27NPT inch				7.0091			
All engines						7.6093		
All engines	+manual transmission, -cruise control						7.1092	T20
All engines	+cruise control, +manual transmission						7.1119	T20
All engines	ch. 3D612918 ->						7.1175	T20
ENGINE								
414	Petrol	70	01/93-04/95	14 K4C				
Engine	Information				S10	T10	T20 - T23	T22 - T25
All engines					7.0091	7.6099	7.1092	T20
ENGINE								
414 GSI/SI	Petrol	66	04/90-04/95	14 K4C, 14 K4D				
Engine	Information				S10	T10	T20 - T23	T22 - T25
All engines					7.0091	7.6099	7.1092	T20
ENGINE								
414 GSI/SI Cat	Petrol	76	10/92-04/95	14 K4F				
Engine	Information				S10	T10	T20 - T23	T22 - T25
All engines					7.0091	7.6099	7.1092	T20
ENGINE								
416 GSI	Petrol	82	04/90-04/95	D 16 Z2				
Engine	Information				S10	T10	T20 - T23	T22 - T25
All engines					7.0015	7.6094	7.1092	T20
ENGINE								
416 GSI/GSE	Petrol	85	04/90-04/95	D 16 A7				
Engine	Information				S10	T10	T20 - T23	T22 - T25
All engines					7.0015	7.6094	7.1092	T20
ENGINE								
416 GTI	Petrol	90	04/90-04/95	D 16 A8				
Engine	Information				S10	T10	T20 - T23	T22 - T25
All engines					7.0015	7.6094	7.1092	T20
ENGINE								
416 GTI/GTE	Petrol	96	04/90-04/95	D 16 A9				
Engine	Information				S10	T10	T20 - T23	T22 - T25
All engines					7.0015	7.6094	7.1092	T20
ENGINE								
418 D	Diesel	49	09/91-04/95	XUD9				
Engine	Information				S10	T10	T20 - T23	T22 - T25
All engines					7.0021	7.6093	7.1092	T20
ENGINE								
418 TD	Diesel	65	09/91-04/95	XUD 7TE				
Engine	Information				S10	T10	T20 - T23	T22 - T25
All engines					7.0021	7.6093	7.1092	T20
ENGINE								
420 GSI/SLI/GTI/Vite	Petrol	100	01/93-04/95	20 T4H				
Engine	Information				S10	T10	T20 - T23	T22 - T25
All engines					7.0091	7.6093	7.1092	T20
ENGINE								
420 GTI/GSI/Vitesse	Petrol	103	02/92-04/95	20 M4F				
Engine	Information				S10	T10	T20 - T23	T22 - T25
All engines					7.0091	7.6093	7.1092	T20
ENGINE								
420 Turbo	Petrol	147	01/93-04/95	20 T4G				
Engine	Information				S10	T10	T20 - T23	T22 - T25
All engines					7.0091	7.6093	7.1092	T20

S10	OIL PRESSURE WARNING LIGHT SWITCH	T10	REVERSING LIGHT SWITCH	T20	BRAKE LIGHT SWITCH
T22	SWITCH CLUTCH CONTROL (CRUISE CONTROL)	T23	SWITCH BRAKE ACTUATION (ENGINE TIMING)	T25	SWITCH CLUTCH CONTROL (ENGINE CONTROL)

FUNCTIONS ON THE VEHICLE

Vehicle	alim.	kW	Date	Engine				
					S10	T10	T20 - T23	T22 - T25

400 II

				ENGINE
414	Petrol	55	03/96-12/99	14 K2F

Engine	Information	S10	T10	T20 - T23	T22 - T25
All engines	COL:brown, shape straight	7.0071			
All engines	shape conical	7.0091			
All engines	->ch. 618245, spanner size 22, t.tnr. R65, thread M14x1.5		7.6099		
All engines	ch. 618246 ->, t.tnr. IB5		7.6212		
All engines	ch. 612918 ->, Conn. nr. 1			7.1176	T20

				ENGINE
414 Si	Petrol	76	05/95-03/00	14 K4F

Engine	Information	S10	T10	T20 - T23	T22 - T25
All engines	COL:brown, shape straight	7.0071			
All engines	shape conical	7.0091			
All engines	->ch. 618245, spanner size 22, t.tnr. R65, thread M14x1.5		7.6099		
All engines	ch. 618246 ->, t.tnr. IB5		7.6212		
All engines	ch. 612918 ->, Conn. nr. 1			7.1176	T20

				ENGINE
416 Si	Petrol	82	05/95-03/00	16 K4F

Engine	Information	S10	T10	T20 - T23	T22 - T25
All engines	COL:brown, shape straight	7.0071			
All engines	->ch. 618245, spanner size 22, t.tnr. R65, thread M14x1.5		7.6099		
All engines	ch. 618246 ->, t.tnr. IB5		7.6212		
All engines	+cruise control, ch. 612918 ->, Conn. nr. 1			7.1176	T20

				ENGINE
416 Si	Petrol	83	03/95-03/00	D 16 Y2, D 16 Y3

Engine	Information	S10	T10	T20 - T23	T22 - T25
Eng. D 16 Y3	COL:brown, shape straight	7.0071			
Eng. D 16 Y2	->ch. 3D618245		7.6099		
Eng. D 16 Y2	ch. 3D618246 ->		7.6212		
All engines	+automatic transmission, ->ch. 612917			7.1062	T20
Eng. D 16 Y2	+manual transmission			7.1092	T20
Eng. D 16 Y2	pole nr. 4			7.1175	T20
Eng. D 16 Y3	+cruise control, ch. 612918 ->, Conn. nr. 1			7.1176	T20

				ENGINE
416 Si	Petrol	85	05/95-03/00	D16B2

Engine	Information	S10	T10	T20 - T23	T22 - T25
All engines	Conn. nr. 1			7.1176	T20

				ENGINE
420 D	Diesel	63	11/95-03/00	20 T2R

Engine	Information	S10	T10	T20 - T23	T22 - T25
All engines	COL:brown, shape straight	7.0071			
All engines	shape conical	7.0091			
All engines			7.6093		
All engines	+cruise control, Conn. nr. 1			7.1176	T20

				ENGINE
420 Di	Diesel	77	05/95-03/00	20 T2N

Engine	Information	S10	T10	T20 - T23	T22 - T25
All engines	COL:brown, shape straight	7.0071			
All engines	shape conical	7.0091			
All engines			7.6093		
All engines	+cruise control, Conn. nr. 1			7.1176	T20

				ENGINE
420 Si Lux	Petrol	100	12/95-03/00	20 M4F, 20 T4H

Engine	Information	S10	T10	T20 - T23	T22 - T25
All engines	COL:brown, ext.thread M 12 x 1, 5 mm, shape straight	7.0071			
All engines	shape conical, thread 1/8-27NPT inch	7.0091			
All engines			7.6093		
Eng. 20 T4H	+manual transmission, -cruise control			7.1092	T20
Eng. 20 T4H	+cruise control, +manual transmission			7.1119	T20
Eng. 20 T4H	ch. 3D612918 ->			7.1175	T20
Eng. 20 M4F	+cruise control, Conn. nr. 1			7.1176	T20

S10	OIL PRESSURE WARNING LIGHT SWITCH	T10	REVERSING LIGHT SWITCH	T20	BRAKE LIGHT SWITCH
T22	SWITCH CLUTCH CONTROL (CRUISE CONTROL)	T23	SWITCH BRAKE ACTUATION (ENGINE TIMING)	T25	SWITCH CLUTCH CONTROL (ENGINE CONTROL)

FUNCTIONS ON THE VEHICLE

Vehicle	alim.	kW	Date	Engine	 S10	 T10	 T20 - T23	 T22 - T25
---------	-------	----	------	--------	---	---	--	---

45					ENGINE			
1.4	Petrol	76	02/00-05/05	14 K4F				
Engine	Information			S10	T10	T20 - T23	T22 - T25	
All engines	COL:brown, shape straight			7.0071				
All engines	shape conical			7.0091				
All engines	spanner size 22, thread M14x1.5				7.6099			
All engines	ch. 612918 ->, Conn. nr. 1					7.1176	T20	

1.6					ENGINE			
1.6	Petrol	80	02/00-05/05	16 K4F				
Engine	Information			S10	T10	T20 - T23	T22 - T25	
All engines	COL:brown, shape straight			7.0071				
All engines	spanner size 22, thread M14x1.5				7.6099			

1.8					ENGINE			
1.8	Petrol	86	02/00-05/05	18 K4F				
Engine	Information			S10	T10	T20 - T23	T22 - T25	
All engines	COL:brown, shape straight			7.0071				
All engines					7.6093			
All engines	+cruise control, Conn. nr. 1					7.1176	T20	

2.0 iDT					ENGINE			
2.0 iDT	Diesel	74	02/00-05/05	20 T2N				
Engine	Information			S10	T10	T20 - T23	T22 - T25	
All engines	COL:brown, shape straight			7.0071				
All engines	shape conical			7.0091				
All engines					7.6093			
All engines	+cruise control, Conn. nr. 1					7.1176	T20	

2.0 iDT					ENGINE			
2.0 iDT	Diesel	83	01/00-05/05	20 T2N				
Engine	Information			S10	T10	T20 - T23	T22 - T25	
All engines	COL:brown, shape straight			7.0071				
All engines	shape conical			7.0091				
All engines					7.6093			
All engines	+cruise control, Conn. nr. 1					7.1176	T20	

2.0 V6					ENGINE			
2.0 V6	Petrol	110	02/00-05/05	20 K4F				
Engine	Information			S10	T10	T20 - T23	T22 - T25	
All engines	+cruise control, Conn. nr. 1					7.1176	T20	





600					ENGINE			
618 i/Si	Petrol	85	03/96-02/99	F 18 A3				
Engine	Information			S10	T10	T20 - T23	T22 - T25	
All engines				7.0015	7.6135			
All engines	->ch. AM246796, -cruise control					7.1062	T20	
All engines	ch. BM246797 ->, -cruise control					7.1092	T20	

620 i					ENGINE			
620 i	Petrol	85	08/93-06/96	F 20 Z2				
Engine	Information			S10	T10	T20 - T23	T22 - T25	
All engines				7.0015	7.6135			
All engines	->ch. AM246796, -cruise control					7.1062	T20	
All engines	ch. BM246797 ->, -cruise control					7.1092	T20	

620 Sdi					ENGINE			
620 Sdi	Diesel	77	05/94-06/99	20 T2N				
Engine	Information			S10	T10	T20 - T23	T22 - T25	
All engines				7.0091	7.6093			

620 Si					ENGINE			
620 Si	Petrol	96	08/93-02/99	F 20 Z1				
Engine	Information			S10	T10	T20 - T23	T22 - T25	
All engines				7.0015	7.6135			
All engines	->ch. AM246796, -cruise control					7.1062	T20	
All engines	ch. BM246797 ->, -cruise control					7.1092	T20	

S10	OIL PRESSURE WARNING LIGHT SWITCH	T10	REVERSING LIGHT SWITCH	T20	BRAKE LIGHT SWITCH
T22	SWITCH CLUTCH CONTROL (CRUISE CONTROL)	T23	SWITCH BRAKE ACTUATION (ENGINE TIMING)	T25	SWITCH CLUTCH CONTROL (ENGINE CONTROL)

				FUNCTIONS ON THE VEHICLE				
Vehicle	alim.	kW	Date	Engine	 S10	 T10	 T20 - T23	 T22 - T25
620 Ti Vitesse								
Petrol	147	05/94-08/98	ENGINE 20 T4G					
Engine	Information			S10	T10	T20 - T23	T22 - T25	
All engines				7.0091	7.6093			
All engines	->ch. AM246796, -cruise control					7.1062	T20	
All engines	ch. BM246797 ->, -cruise control					7.1092	T20	
623 Si								
Petrol	116	08/93-06/99	ENGINE H 23 A3					
Engine	Information			S10	T10	T20 - T23	T22 - T25	
All engines				7.0014	7.6135			
All engines	->ch. AM246796, -cruise control					7.1062	T20	
All engines	ch. BM246797 ->, -cruise control					7.1092	T20	
75								
1.8								
Petrol	88	02/99-05/05	ENGINE 18 K4F, K 1.8					
Engine	Information			S10	T10	T20 - T23	T22 - T25	
All engines	COL:brown, shape straight			7.0071				
All engines	+manual transmission				7.6073			
1.8 Turbo								
Petrol	110	05/03-05/05	ENGINE --, 18K4FT					
Engine	Information			S10	T10	T20 - T23	T22 - T25	
All engines	COL:brown, shape straight			7.0071				
All engines	+manual transmission				7.6073			
2.0 CDT								
Diesel	85	02/99-05/05	ENGINE 204D2, M 47 R					
Engine	Information			S10	T10	T20 - T23	T22 - T25	
All engines				7.0071	7.6073			
2.0 CDTi								
Diesel	96	02/03-05/05	ENGINE 204D2					
Engine	Information			S10	T10	T20 - T23	T22 - T25	
All engines				7.0071	7.6073			
2.0 V6								
Petrol	110	02/99-05/05	ENGINE 20 K4F					
Engine	Information			S10	T10	T20 - T23	T22 - T25	
All engines	COL:brown, shape straight			7.0071				
All engines					7.6073			
2.5 V6								
Petrol	129	02/99-10/01	ENGINE 25 K4F, KV 6					
Engine	Information			S10	T10	T20 - T23	T22 - T25	
All engines	COL:brown, shape straight			7.0071				
Eng. KV 6	+manual transmission				7.6073			
2.5 V6								
Petrol	130	08/01-05/05	ENGINE 25 K4F, KV 6					
Engine	Information			S10	T10	T20 - T23	T22 - T25	
All engines	COL:brown, shape straight			7.0071				
All engines	+manual transmission				7.6073			
800								
820								
Petrol	74	10/88-10/91	ENGINE --					
Engine	Information			S10	T10	T20 - T23	T22 - T25	
All engines				7.0068	7.6093			
820 16V Turbo								
Petrol	132	11/91-02/99	ENGINE T 16					
Engine	Information			S10	T10	T20 - T23	T22 - T25	
All engines				7.0091				
All engines	+manual transmission				7.6093			
All engines	+automatic transmission				7.6153			
All engines	-cruise control					7.1092	T20	
All engines	+cruise control					7.1119	T20	

S10	OIL PRESSURE WARNING LIGHT SWITCH	T10	REVERSING LIGHT SWITCH	T20	BRAKE LIGHT SWITCH
T22	SWITCH CLUTCH CONTROL (CRUISE CONTROL)	T23	SWITCH BRAKE ACTUATION (ENGINE TIMING)	T25	SWITCH CLUTCH CONTROL (ENGINE CONTROL)

FUNCTIONS ON THE VEHICLE

Vehicle	alim.	kW	Date	Engine	 S10	 T10	 T20 - T23	 T22 - T25
---------	-------	----	------	--------	---	---	--	---

ENGINE				
820 I/SI	Petrol	100	01/91-02/99	20 T4H

Engine	Information	S10	T10	T20 - T23	T22 - T25
All engines		7.0091			
All engines	+manual transmission		7.6093		
All engines	+automatic transmission		7.6153		
All engines	-cruise control			7.1092	T20
All engines	+cruise control			7.1119	T20

ENGINE				
820 i/Si	Petrol	103	10/88-12/91	20 HD

Engine	Information	S10	T10	T20 - T23	T22 - T25
All engines	press. 0, 50 bar	7.0027			
All engines	press. 0, 35 bar	7.0091			
All engines			7.6093		

ENGINE				
820 SI	Petrol	98	10/88-12/91	20 HD M 16

Engine	Information	S10	T10	T20 - T23	T22 - T25
All engines		7.0068	7.6093		

ENGINE				
820 Sport	Petrol	145	04/94-03/96	20 T4G

Engine	Information	S10	T10	T20 - T23	T22 - T25
All engines		7.0091			
All engines	+manual transmission		7.6093		
All engines	+automatic transmission		7.6153		
All engines	-cruise control			7.1092	T20
All engines	+cruise control			7.1119	T20

ENGINE				
825 D/SD	Diesel	87	01/90-02/99	425 SL1RR, 492 4 SHIRG

Engine	Information	S10	T10	T20 - T23	T22 - T25
All engines		7.0007	7.6127		
All engines	->ch. 230966, -cruise control			7.1092	T20
All engines	+cruise control			7.1119	T20

ENGINE				
825 SD	Diesel	87	09/93-02/99	425 SL1RR, 492 4 SHIRG

Engine	Information	S10	T10	T20 - T23	T22 - T25
All engines		7.0007	7.6127		
All engines	->ch. 230966, -cruise control			7.1092	T20
All engines	+cruise control			7.1119	T20

ENGINE				
825 Si	Petrol	129	04/96-02/99	25 K4F

Engine	Information	S10	T10	T20 - T23	T22 - T25
All engines		7.0091	7.6093		
All engines	-cruise control			7.1092	T20
All engines	+cruise control			7.1119	T20

ENGINE				
825 Si Lux	Petrol	129	04/96-02/99	25 K4F

Engine	Information	S10	T10	T20 - T23	T22 - T25
All engines		7.0091	7.6093		
All engines	-cruise control			7.1092	T20
All engines	+cruise control			7.1119	T20





ENGINE				
827 24V	Petrol	124	08/92-02/99	C 27 A1

Engine	Information	S10	T10	T20 - T23	T22 - T25
All engines		7.0014			
All engines	-cruise control			7.1092	T20
All engines	+cruise control			7.1119	T20

ENGINE				
827 24V I/SI Cat	Petrol	124	01/92-02/99	C 27 A1

Engine	Information	S10	T10	T20 - T23	T22 - T25
All engines		7.0014			
All engines	-cruise control			7.1092	T20
All engines	+cruise control			7.1119	T20

S10 OIL PRESSURE WARNING LIGHT SWITCH	T10 REVERSING LIGHT SWITCH	T20 BRAKE LIGHT SWITCH
T22 SWITCH CLUTCH CONTROL (CRUISE CONTROL)	T23 SWITCH BRAKE ACTUATION (ENGINE TIMING)	T25 SWITCH CLUTCH CONTROL (ENGINE CONTROL)

Vehicle	alim.	kW	Date	Engine	FUNCTIONS ON THE VEHICLE			
					 S10	 T10	 T20 - T23	 T22 - T25

ENGINE				
827 SI/Sterling	Petrol	130	02/88-12/91	C 27 A2

Engine	Information	S10	T10	T20 - T23	T22 - T25
All engines		7.0068			

ENGINE				
827 SI/Sterling Catalytic-Conv	Petrol	124	02/88-02/99	C 27 A1

Engine	Information	S10	T10	T20 - T23	T22 - T25
All engines		7.0014			
All engines	-cruise control			7.1092 T20	
All engines	+cruise control			7.1119 T20	

ENGINE				
827 Vitesse Catalytic-Conv	Petrol	124	10/88-12/91	C 27 A1

Engine	Information	S10	T10	T20 - T23	T22 - T25
All engines		7.0014			
All engines	-cruise control			7.1092 T20	
All engines	+cruise control			7.1119 T20	

ENGINE				
827 Vitesse/SLI	Petrol	130	10/88-12/91	C 27 A2

Engine	Information	S10	T10	T20 - T23	T22 - T25
All engines		7.0068			

CDV

ENGINE				
1.4	Petrol	76	03/03-04/05	14 K4F

Engine	Information	S10	T10	T20 - T23	T22 - T25
All engines	COL:brown, shape straight	7.0071			
All engines	shape conical	7.0091			
All engines	spanner size 22, thread M14x1.5		7.6099		
All engines	Conn. nr. 1			7.1176 T20	

ENGINE				
2.0 iDT	Diesel	74	03/03-04/05	20 T2N

Engine	Information	S10	T10	T20 - T23	T22 - T25
All engines	COL:brown, shape straight	7.0071			
All engines	shape conical	7.0091			
All engines			7.6093		
All engines	+cruise control, ch. 704142 ->, Conn. nr. 1			7.1176 T20	

COMMERCE

ENGINE				
1.4	Petrol	62	01/03-12/05	14 K4M

Engine	Information	S10	T10	T20 - T23	T22 - T25
All engines	COL:brown, shape straight	7.0071			
All engines	shape conical	7.0091			
All engines	spanner size 22, thread M14x1.5		7.6099		
All engines	Conn. nr. 1			7.1176 T20	

ENGINE				
2.0 iDT	Diesel	74	01/03-12/05	20 T2N

Engine	Information	S10	T10	T20 - T23	T22 - T25
All engines	COL:brown, shape straight	7.0071			
All engines	shape conical	7.0091			
All engines			7.6093		
All engines	Conn. nr. 1			7.1176 T20	

COUPE

ENGINE				
1.6 16 V	Petrol	82	03/96-11/99	16 K4F

Engine	Information	S10	T10	T20 - T23	T22 - T25
All engines	shape conical	7.0091			
All engines	spanner size 22, thread M14x1.5		7.6099		
All engines	Conn. nr. 1			7.1176 T20	

ENGINE				
1.8 16 V	Petrol	107	03/96-11/99	18 K4K

Engine	Information	S10	T10	T20 - T23	T22 - T25
All engines	shape conical	7.0091			

S10 OIL PRESSURE WARNING LIGHT SWITCH	T10 REVERSING LIGHT SWITCH	T20 BRAKE LIGHT SWITCH
T22 SWITCH CLUTCH CONTROL (CRUISE CONTROL)	T23 SWITCH BRAKE ACTUATION (ENGINE TIMING)	T25 SWITCH CLUTCH CONTROL (ENGINE CONTROL)

FUNCTIONS ON THE VEHICLE

Vehicle	alim.	kW	Date	Engine	 S10	 T10	 T20 - T23	 T22 - T25
---------	-------	----	------	--------	---	---	--	---

				ENGINE
1.8 16 V	Petrol	107	03/96-11/99	18 K4K

Engine	Information	S10	T10	T20 - T23	T22 - T25
All engines			7.6093		
All engines	Conn. nr. 1			7.1176 T20	

				ENGINE
1.3	Petrol	49	09/90-01/95	12 HE

Engine	Information	S10	T10	T20 - T23	T22 - T25
All engines		7.0027		7.1034 T20	
All engines	->ch. 660755		7.6009		
All engines	ch. 660756 ->		7.6125		

				ENGINE
1.3	Petrol	51	09/90-01/95	12 HE

Engine	Information	S10	T10	T20 - T23	T22 - T25
All engines		7.0027		7.1034 T20	
All engines	->ch. 660755		7.6009		
All engines	ch. 660756 ->		7.6125		

				ENGINE
1.6	Petrol	63	09/90-01/95	16 H

Engine	Information	S10	T10	T20 - T23	T22 - T25
All engines	COL:red	7.0027			
All engines	COL:white	7.0068			
All engines	->ch. 666164		7.6009		
All engines	ch. 666165 ->		7.6125		
All engines				7.1034 T20	

				ENGINE
2.0 TD	Diesel	60	09/90-01/95	BB

Engine	Information	S10	T10	T20 - T23	T22 - T25
All engines		7.0027	7.6093	7.1034 T20	

				ENGINE
1.3i Cooper	Petrol	0	01/85->	--

Engine	Information	S10	T10	T20 - T23	T22 - T25
All engines		7.0027		7.1034 T20	

				ENGINE
1.3i Turbo	Petrol	0	01/85->	--

Engine	Information	S10	T10	T20 - T23	T22 - T25
All engines		7.0027		7.1034 T20	

				ENGINE
1300	Petrol	37	10/92-11/00	12 A2B

Engine	Information	S10	T10	T20 - T23	T22 - T25
All engines	COL:red	7.0027			
All engines	COL:brown	7.0091			
All engines				7.1034 T20	

				ENGINE
1300	Petrol	39	01/92-04/95	12 A2D

Engine	Information	S10	T10	T20 - T23	T22 - T25
All engines	COL:red	7.0027			
All engines	COL:brown	7.0091			
All engines				7.1034 T20	

				ENGINE
1300	Petrol	45	01/91-12/91	12 A2A

Engine	Information	S10	T10	T20 - T23	T22 - T25
All engines	COL:red	7.0027			
All engines	COL:brown	7.0091			
All engines				7.1034 T20	

				ENGINE
1300	Petrol	46	01/92-11/00	12 A2E, 12 A2L

Engine	Information	S10	T10	T20 - T23	T22 - T25
All engines	COL:red	7.0027			
All engines	COL:brown	7.0091			

S10 OIL PRESSURE WARNING LIGHT SWITCH	T10 REVERSING LIGHT SWITCH	T20 BRAKE LIGHT SWITCH
T22 SWITCH CLUTCH CONTROL (CRUISE CONTROL)	T23 SWITCH BRAKE ACTUATION (ENGINE TIMING)	T25 SWITCH CLUTCH CONTROL (ENGINE CONTROL)

FUNCTIONS ON THE VEHICLE

Vehicle	alim.	kW	Date	Engine	 S10	 T10	 T20 - T23	 T22 - T25
---------	-------	----	------	--------	---	---	--	---

ENGINE				
1300	Petrol	46	01/92-11/00	12 A2E, 12 A2L

Engine	Information	S10	T10	T20 - T23	T22 - T25
All engines				7.1034 T20	

MONTEGO

ENGINE				
1.3	Petrol	50	10/84-10/88	12 HL

Engine	Information	S10	T10	T20 - T23	T22 - T25
All engines		7.0027	7.6009	7.1034 T20	

ENGINE				
2.0 GTi	Petrol	86	10/88-10/91	20 H

Engine	Information	S10	T10	T20 - T23	T22 - T25
All engines		7.0027	7.6093	7.1034 T20	

STREETWISE

ENGINE				
1.4	Petrol	62	08/03-05/05	14 K4M

Engine	Information	S10	T10	T20 - T23	T22 - T25
All engines	COL:brown, shape straight	7.0071			
All engines	shape conical	7.0091			
All engines			7.6212		

ENGINE				
1.4	Petrol	76	08/03-05/05	14 K4F

Engine	Information	S10	T10	T20 - T23	T22 - T25
All engines	COL:brown, shape straight	7.0071			
All engines	shape conical	7.0091			
All engines			7.6212		

ENGINE				
1.6	Petrol	80	01/04-05/05	16 K4F

Engine	Information	S10	T10	T20 - T23	T22 - T25
All engines	COL:brown, shape straight	7.0071			
All engines	shape conical	7.0091			
All engines			7.6212		
All engines	Conn. nr. 1			7.1176 T20	

ENGINE				
1.8	Petrol	86	08/03-12/05	18 K4F

Engine	Information	S10	T10	T20 - T23	T22 - T25
All engines	COL:brown, shape straight	7.0071			
All engines	shape conical	7.0091			
All engines			7.6093		
All engines	Conn. nr. 1			7.1176 T20	

ENGINE				
2.0 TD	Diesel	74	08/03-05/05	20 T2N

Engine	Information	S10	T10	T20 - T23	T22 - T25
All engines	COL:brown, shape straight	7.0071			
All engines	shape conical	7.0091			
All engines			7.6093		
All engines	+cruise control, ch. 612918 ->, ch. 704142 ->, Conn. nr. 1, -cruise control			7.1176 T20	

S10	OIL PRESSURE WARNING LIGHT SWITCH	T10	REVERSING LIGHT SWITCH	T20	BRAKE LIGHT SWITCH
T22	SWITCH CLUTCH CONTROL (CRUISE CONTROL)	T23	SWITCH BRAKE ACTUATION (ENGINE TIMING)	T25	SWITCH CLUTCH CONTROL (ENGINE CONTROL)

FUNCTIONS ON THE VEHICLE

Vehicle	alim.	kW	Date	Engine	 S10	 T10	 T20 - T23	 T22 - T25
---------	-------	----	------	--------	---	---	--	---

90							
2.0	Petrol	74	08/84-08/87	ENGINE B 20 I			
Engine	Information			S10	T10	T20 - T23	T22 - T25
All engines	MODEL FROM:1986			7.0006			
All engines	MODEL TO:1985			7.0037			
All engines					7.6029		

900 I							
2.0-16	Petrol	92	01/86-12/88	ENGINE B202XI			
Engine	Information			S10	T10	T20 - T23	T22 - T25
All engines				7.0006	7.6029		
All engines	ch. P2000985 ->					7.1004	T20

900 I							
2.0-16	Petrol	93	01/89-06/94	ENGINE B202I			
Engine	Information			S10	T10	T20 - T23	T22 - T25
All engines				7.0006	7.6029		
All engines	ch. P2000985 ->					7.1004	T20

900 I							
2.0 c	Petrol	74	09/79-12/88	ENGINE B201XC			
Engine	Information			S10	T10	T20 - T23	T22 - T25
All engines				7.0006	7.6029		
All engines	ch. P2000985 ->					7.1004	T20

900 I							
2.0 i	Petrol	81	09/85-08/90	ENGINE B201			
Engine	Information			S10	T10	T20 - T23	T22 - T25
All engines				7.0006	7.6029		
All engines	ch. P2000985 ->					7.1004	T20

900 I							
2.0 i	Petrol	85	11/80-08/90	ENGINE B201XI			
Engine	Information			S10	T10	T20 - T23	T22 - T25
All engines				7.0006	7.6029		
All engines	ch. P2000985 ->					7.1004	T20

900 I							
2.0 S Turbo-16	Petrol	104	07/91-06/94	ENGINE B202S			
Engine	Information			S10	T10	T20 - T23	T22 - T25
All engines				7.0006	7.6029		
All engines	ch. P2000985 ->					7.1004	T20

900 I							
2.0 S Turbo-16	Petrol	107	01/92-12/93	ENGINE B202S			
Engine	Information			S10	T10	T20 - T23	T22 - T25
All engines				7.0006	7.6029		
All engines	ch. P2000985 ->					7.1004	T20



900 I							
2.0 Turbo	Petrol	103	10/86-12/91	ENGINE B201XL			
Engine	Information			S10	T10	T20 - T23	T22 - T25
All engines	ext.thread M 14 x 1, 5 mm			7.0006			
All engines	thread 1/4-18NPT inch			7.0037			
All engines					7.6029		
All engines	ch. P2000985 ->					7.1004	T20

900 I							
2.0 Turbo	Petrol	110	01/86-12/88	ENGINE B201XL			
Engine	Information			S10	T10	T20 - T23	T22 - T25
All engines	ext.thread M 14 x 1, 5 mm			7.0006			
All engines	thread 1/4-18NPT inch			7.0037			
All engines					7.6029		
All engines	ch. P2000985 ->					7.1004	T20

900 I							
2.0 Turbo-16	Petrol	118	11/85-06/94	ENGINE B202XL			
Engine	Information			S10	T10	T20 - T23	T22 - T25
All engines	ext.thread M 14 x 1, 5 mm			7.0006			
All engines	thread 1/4-18NPT inch			7.0037			

S10 OIL PRESSURE WARNING LIGHT SWITCH	T10 REVERSING LIGHT SWITCH	T20 BRAKE LIGHT SWITCH
T22 SWITCH CLUTCH CONTROL (CRUISE CONTROL)	T23 SWITCH BRAKE ACTUATION (ENGINE TIMING)	T25 SWITCH CLUTCH CONTROL (ENGINE CONTROL)

FUNCTIONS ON THE VEHICLE

Vehicle	alim.	kW	Date	Engine	 S10	 T10	 T20 - T23	 T22 - T25
---------	-------	----	------	--------	---	---	--	---

ENGINE				
2.0 Turbo-16	Petrol	118	11/85-06/94	B202XL

Engine	Information	S10	T10	T20 - T23	T22 - T25
All engines			7.6029		
All engines	ch. P2000985 ->			7.1004 T20	

ENGINE				
2.0 Turbo-16	Petrol	132	01/93-06/94	B202L

Engine	Information	S10	T10	T20 - T23	T22 - T25
All engines	ext.thread M 14 x 1, 5 mm	7.0006			
All engines	thread 1/4-18NPT inch	7.0037			
All engines			7.6029		
All engines	ch. P2000985 ->			7.1004 T20	

ENGINE				
2.0 Turbo-16 S	Petrol	129	01/84-06/94	B202XL

Engine	Information	S10	T10	T20 - T23	T22 - T25
All engines	ext.thread M 14 x 1, 5 mm	7.0006			
All engines	thread 1/4-18NPT inch	7.0037			
All engines			7.6029		
All engines	ch. P2000985 ->			7.1004 T20	

ENGINE				
2.0 Turbo-16 S Cat	Petrol	125	01/89-12/93	B202XL

Engine	Information	S10	T10	T20 - T23	T22 - T25
All engines	ext.thread M 14 x 1, 5 mm	7.0006			
All engines	thread 1/4-18NPT inch	7.0037			
All engines			7.6029		
All engines	ch. P2000985 ->			7.1004 T20	

ENGINE				
2.0 Turbo-16 S Cat	Petrol	129	01/89-12/93	B202XL

Engine	Information	S10	T10	T20 - T23	T22 - T25
All engines	ext.thread M 14 x 1, 5 mm	7.0006			
All engines	thread 1/4-18NPT inch	7.0037			
All engines			7.6029		
All engines	ch. P2000985 ->			7.1004 T20	

ENGINE				
2.1 -16	Petrol	100	08/90-06/94	B212I

Engine	Information	S10	T10	T20 - T23	T22 - T25
All engines		7.0006	7.6029		
All engines	ch. P2000985 ->			7.1004 T20	

900 II

ENGINE				
2.0 -16 Turbo	Petrol	136	07/93-02/98	B204L

Engine	Information	S10	T10	T20 - T23	T22 - T25
All engines		7.0006	7.6073		
All engines	MODEL TO:1995			7.1065 T20	

ENGINE				
2.0 i	Petrol	96	12/93-02/98	B204I

Engine	Information	S10	T10	T20 - T23	T22 - T25
All engines		7.0006	7.6073		
All engines	MODEL TO:1995			7.1065 T20	

ENGINE				
2.0 i	Petrol	98	07/93-07/94	B206I

Engine	Information	S10	T10	T20 - T23	T22 - T25
All engines		7.0006	7.6073	7.1065 T20	

ENGINE				
2.3 -16	Petrol	110	07/93-02/98	B234I





Engine	Information	S10	T10	T20 - T23	T22 - T25
All engines		7.0006	7.6073		
All engines	MODEL TO:1995			7.1065 T20	

ENGINE				
2.5 -24 V6	Petrol	125	07/93-02/98	B258I

Engine	Information	S10	T10	T20 - T23	T22 - T25
All engines		7.0069	7.6073		



S10 OIL PRESSURE WARNING LIGHT SWITCH	T10 REVERSING LIGHT SWITCH	T20 BRAKE LIGHT SWITCH
T22 SWITCH CLUTCH CONTROL (CRUISE CONTROL)	T23 SWITCH BRAKE ACTUATION (ENGINE TIMING)	T25 SWITCH CLUTCH CONTROL (ENGINE CONTROL)

FUNCTIONS ON THE VEHICLE

Vehicle	alim.	kW	Date	Engine	 S10	 T10	 T20 - T23	 T22 - T25
ENGINE								
2.5-24 V6	Petrol	125	07/93-02/98	B258I				
ENGINE								
Engine	Information				S10	T10	T20 - T23	T22 - T25
All engines	MODEL TO:1995						7.1065 T20	
9000								
2.0-16	Petrol	92	12/85-12/88	B202XI				
ENGINE								
Engine	Information				S10	T10	T20 - T23	T22 - T25
All engines					7.0006	7.6045	7.1060 T20	
2.0-16	Petrol	94	12/85-01/93	B202I, B202XI				
ENGINE								
Engine	Information				S10	T10	T20 - T23	T22 - T25
All engines					7.0006	7.6045	7.1060 T20	
2.0-16 CD	Petrol	110	09/93-12/98	B204E, B204S				
ENGINE								
Engine	Information				S10	T10	T20 - T23	T22 - T25
All engines					7.0006	7.6073	7.1060 T20	
2.0-16 CD	Petrol	96	09/93-12/98	B204I				
ENGINE								
Engine	Information				S10	T10	T20 - T23	T22 - T25
All engines					7.0006	7.6073	7.1060 T20	
2.0-16 CS	Petrol	94	01/89-12/98	B202I				
ENGINE								
Engine	Information				S10	T10	T20 - T23	T22 - T25
All engines					7.0006	7.6045	7.1060 T20	
2.0-16 CS	Petrol	96	09/93-12/98	B204I				
ENGINE								
Engine	Information				S10	T10	T20 - T23	T22 - T25
All engines					7.0006	7.6073	7.1060 T20	
2.0-16 ND Turbo	Petrol	110	09/93-12/98	B204E				
ENGINE								
Engine	Information				S10	T10	T20 - T23	T22 - T25
All engines	ch. G1007153 ->				7.0006			
All engines	->ch. G1007152				7.0037			
All engines						7.6045	7.1060 T20	
2.0-16 Turbo	Petrol	118	09/84-08/93	B202XL				
ENGINE								
Engine	Information				S10	T10	T20 - T23	T22 - T25
All engines	ch. G1007153 ->				7.0006			
All engines	->ch. G1007152				7.0037			
All engines						7.6045	7.1060 T20	
2.0-16 Turbo	Petrol	120	05/88-08/93	B202XL				
ENGINE								
Engine	Information				S10	T10	T20 - T23	T22 - T25
All engines	ch. G1007153 ->				7.0006			
All engines	->ch. G1007152				7.0037			
All engines						7.6045	7.1060 T20	
2.0-16 Turbo	Petrol	127	06/89-12/92	B202				
ENGINE								
Engine	Information				S10	T10	T20 - T23	T22 - T25
All engines					7.0006	7.6045	7.1060 T20	
2.0-16 Turbo	Petrol	129	09/84-12/91	B202XL				
ENGINE								
Engine	Information				S10	T10	T20 - T23	T22 - T25
All engines	ch. G1007153 ->				7.0006			
All engines	->ch. G1007152				7.0037			
All engines						7.6045	7.1060 T20	
2.0-16 Turbo CD	Petrol	108	09/92-12/98	B204E				
ENGINE								
Engine	Information				S10	T10	T20 - T23	T22 - T25
All engines					7.0006	7.6073	7.1060 T20	

S10	OIL PRESSURE WARNING LIGHT SWITCH	T10	REVERSING LIGHT SWITCH	T20	BRAKE LIGHT SWITCH
T22	SWITCH CLUTCH CONTROL (CRUISE CONTROL)	T23	SWITCH BRAKE ACTUATION (ENGINE TIMING)	T25	SWITCH CLUTCH CONTROL (ENGINE CONTROL)

FUNCTIONS ON THE VEHICLE

Vehicle	alim.	kW	Date	Engine	 S10	 T10	 T20 - T23	 T22 - T25
---------	-------	----	------	--------	---	---	--	---

				ENGINE
2.0 -16 Turbo CD	Petrol	120	09/88-08/93	B202XL

Engine	Information	S10	T10	T20 - T23	T22 - T25
All engines	ch. G1007153 ->	7.0006			
All engines	->ch. G1007152	7.0037			
All engines			7.6045	7.1060	T20

				ENGINE
2.0 -16 Turbo CD	Petrol	136	09/93-12/98	B204L

Engine	Information	S10	T10	T20 - T23	T22 - T25
All engines		7.0006	7.6073	7.1060	T20

				ENGINE
2.3 -16 Aero CS	Petrol	162	02/93-12/98	B234R

Engine	Information	S10	T10	T20 - T23	T22 - T25
All engines		7.0006	7.6073	7.1060	T20

				ENGINE
2.3 -16 Aero CS	Petrol	165	02/93-12/98	B234R

Engine	Information	S10	T10	T20 - T23	T22 - T25
All engines		7.0006	7.6073	7.1060	T20

				ENGINE
2.3 -16 CD	Petrol	107	08/89-12/98	B234I

Engine	Information	S10	T10	T20 - T23	T22 - T25
All engines		7.0006		7.1060	T20
All engines	MODEL TO:1993		7.6045		
All engines	MODEL FROM:1994		7.6073		

				ENGINE
2.3 -16 CD Turbo	Petrol	147	07/90-12/98	B234L

Engine	Information	S10	T10	T20 - T23	T22 - T25
All engines		7.0006		7.1060	T20
All engines	MODEL TO:1993		7.6045		
All engines	MODEL FROM:1994		7.6073		

				ENGINE
2.3 -16 CDE	Petrol	108	09/93-12/98	B234I

Engine	Information	S10	T10	T20 - T23	T22 - T25
All engines		7.0006	7.6073	7.1060	T20

				ENGINE
2.3 -16 CDE Eco-Power	Petrol	125	09/93-12/98	B234E

Engine	Information	S10	T10	T20 - T23	T22 - T25
All engines		7.0006	7.6073	7.1060	T20

				ENGINE
2.3 -16 CS	Petrol	107	09/89-12/98	B234I

Engine	Information	S10	T10	T20 - T23	T22 - T25
All engines		7.0006		7.1060	T20
All engines	MODEL TO:1993		7.6045		
All engines	MODEL FROM:1994		7.6073		

				ENGINE
2.3 -16 CSE	Petrol	108	09/93-12/98	B234I

Engine	Information	S10	T10	T20 - T23	T22 - T25
All engines		7.0006	7.6073	7.1060	T20

				ENGINE
2.3 -16 CSE Eco Power	Petrol	125	09/93-12/98	B234E

Engine	Information	S10	T10	T20 - T23	T22 - T25
All engines		7.0006	7.6073	7.1060	T20

				ENGINE
2.3 -16 Turbo	Petrol	143	09/90-12/98	B234L

Engine	Information	S10	T10	T20 - T23	T22 - T25
All engines		7.0006		7.1060	T20
All engines	MODEL TO:1993		7.6045		
All engines	MODEL FROM:1994		7.6073		

S10 OIL PRESSURE WARNING LIGHT SWITCH	T10 REVERSING LIGHT SWITCH	T20 BRAKE LIGHT SWITCH
T22 SWITCH CLUTCH CONTROL (CRUISE CONTROL)	T23 SWITCH BRAKE ACTUATION (ENGINE TIMING)	T25 SWITCH CLUTCH CONTROL (ENGINE CONTROL)

FUNCTIONS ON THE VEHICLE

Vehicle	alim.	kW	Date	Engine				
					S10	T10	T20 - T23	T22 - T25

				ENGINE
2.3 -16 Turbo CSE	Petrol	147	09/93-12/98	B234L

Engine	Information	S10	T10	T20 - T23	T22 - T25
All engines		7.0006	7.6073	7.1060 T20	

				ENGINE
3.0 -24 V6 CD/CDE	Petrol	155	07/94-12/98	B308I

Engine	Information	S10	T10	T20 - T23	T22 - T25
All engines		7.0069	7.6073		
All engines	-cruise control			7.1060 T20	

				ENGINE
3.0 -24 V6 CS/CSE	Petrol	155	07/94-12/98	B308I

Engine	Information	S10	T10	T20 - T23	T22 - T25
All engines		7.0069	7.6073		
All engines	-cruise control			7.1060 T20	

9-3

				ENGINE
1,8t	Petrol	110	09/02-02/15	B207E

Engine	Information	S10	T10	T20 - T23	T22 - T25
All engines	man 6 speed		7.6249		
All engines	man 5 speed		7.6254		
All engines				7.1208 T20	7.1207 T22

				ENGINE
1,8t BioPower	Petrol/ Ethanol	110	01/07-02/15	B207E

Engine	Information	S10	T10	T20 - T23	T22 - T25
All engines	man 6 speed		7.6249		
All engines	man 5 speed		7.6254		
All engines				7.1208 T20	7.1207 T22

				ENGINE
1,8t BioPower	Petrol/ Ethanol	129	01/07-02/15	B207L

Engine	Information	S10	T10	T20 - T23	T22 - T25
All engines	man 6 speed		7.6249		
All engines	man 5 speed		7.6254		
All engines				7.1208 T20	

				ENGINE
1.8 i	Petrol	90	01/04-02/15	Z 18 XE

Engine	Information	S10	T10	T20 - T23	T22 - T25
All engines	spanner size 24, switch press. 0.3/0.55 bar, thread M14x1.5	7.0069			
All engines	man 6 speed		7.6249		
All engines	man 5 speed		7.6254		
All engines				7.1208 T20	7.1207 T22

				ENGINE
1.8t 2.0	Petrol	110	03/05-02/15	B207E

Engine	Information	S10	T10	T20 - T23	T22 - T25
All engines	man 6 speed		7.6249		
All engines	man 5 speed		7.6254		
All engines				7.1208 T20	

				ENGINE
1.9 TiD	Diesel	110	09/04-02/15	Z 19 DTH



Engine	Information	S10	T10	T20 - T23	T22 - T25
All engines		7.0096		7.1208 T20	7.1207 T22
All engines	man 6 speed		7.6249		
All engines	man 5 speed		7.6254		

				ENGINE
1.9 TiD	Diesel	88	09/04-02/15	Z 19 DT

Engine	Information	S10	T10	T20 - T23	T22 - T25
All engines		7.0096		7.1208 T20	7.1207 T22
All engines	man 6 speed		7.6249		
All engines	man 5 speed		7.6254		

S10	OIL PRESSURE WARNING LIGHT SWITCH	T10	REVERSING LIGHT SWITCH	T20	BRAKE LIGHT SWITCH
T22	SWITCH CLUTCH CONTROL (CRUISE CONTROL)	T23	SWITCH BRAKE ACTUATION (ENGINE TIMING)	T25	SWITCH CLUTCH CONTROL (ENGINE CONTROL)





FUNCTIONS ON THE VEHICLE

Vehicle	alim.	kW	Date	Engine	 S10	 T10	 T20 - T23	 T22 - T25
ENGINE								
1.9 TTiD	Diesel	118	12/07-02/15	A 19 DTR				
Engine	Information				S10	T10	T20 - T23	T22 - T25
All engines					7.0096		7.1208 T20	7.1207 T22
ENGINE								
1.9 TTiD	Diesel	132	12/07-02/15	Z 19 DTR				
Engine	Information				S10	T10	T20 - T23	T22 - T25
All engines					7.0096		7.1208 T20	7.1207 T22
All engines	man 6 speed					7.6249		
All engines	man 5 speed					7.6254		
ENGINE								
1.9 TTiD	Diesel	96	12/07-02/15	A 19 DTR				
Engine	Information				S10	T10	T20 - T23	T22 - T25
All engines					7.0096		7.1208 T20	7.1207 T22
ENGINE								
2.0	Petrol	143	04/06-09/07	B207L				
Engine	Information				S10	T10	T20 - T23	T22 - T25
All engines	man 6 speed					7.6249		
All engines	man 5 speed					7.6254		
All engines							7.1208 T20	
ENGINE								
2.0	Petrol	96	03/98-10/00	B204I				
Engine	Information				S10	T10	T20 - T23	T22 - T25
All engines					7.0144			
ENGINE								
2.0 i	Petrol	96	02/98-08/03	B204I				
Engine	Information				S10	T10	T20 - T23	T22 - T25
All engines						7.6073		
ENGINE								
2.0 SE Turbo	Petrol	147	02/98-08/03	B204R				
Engine	Information				S10	T10	T20 - T23	T22 - T25
All engines	-> 01/12/00				7.0006			
All engines	01/01/01 ->				7.0144			
All engines						7.6073		
ENGINE								
2.0 t	Petrol	110	03/05-02/15	B207E				
Engine	Information				S10	T10	T20 - T23	T22 - T25
All engines	man 6 speed					7.6249		
All engines	man 5 speed					7.6254		
All engines							7.1208 T20	7.1207 T22
ENGINE								
2.0 t	Petrol	129	09/02-02/15	B207L				
Engine	Information				S10	T10	T20 - T23	T22 - T25
All engines	man 6 speed					7.6249		
All engines	man 5 speed					7.6254		
All engines							7.1208 T20	7.1207 T22
ENGINE								
2.0 t	Petrol	147	02/09-02/15	B207M				
Engine	Information				S10	T10	T20 - T23	T22 - T25
All engines	man 6 speed					7.6249		
All engines	man 5 speed					7.6254		
All engines							7.1208 T20	
ENGINE								
2.0 t	Petrol	154	09/02-02/15	B207R				
Engine	Information				S10	T10	T20 - T23	T22 - T25
All engines	man 6 speed					7.6249		
All engines	man 5 speed					7.6254		
All engines							7.1208 T20	7.1207 T22





S10	OIL PRESSURE WARNING LIGHT SWITCH	T10	REVERSING LIGHT SWITCH	T20	BRAKE LIGHT SWITCH
T22	SWITCH CLUTCH CONTROL (CRUISE CONTROL)	T23	SWITCH BRAKE ACTUATION (ENGINE TIMING)	T25	SWITCH CLUTCH CONTROL (ENGINE CONTROL)

The present application list is a brief version. For the detailed information about the possibility of installation on a specific vehicle, please refer to our web-catalogue <http://catalogo.facet.eu/>

FUNCTIONS ON THE VEHICLE

Vehicle	alim.	kW	Date	Engine	 S10	 T10	 T20 - T23	 T22 - T25
ENGINE								
2.0 t	Petrol	177	05/09-02/15	B207R				
Engine	Information			S10	T10	T20 - T23	T22 - T25	
All engines	man 6 speed				7.6249			
All engines	man 5 speed				7.6254			
All engines						7.1208 T20		
ENGINE								
2.0 t BioPower	Petrol/ Ethanol	110	01/07-02/15	B207E				
Engine	Information			S10	T10	T20 - T23	T22 - T25	
All engines	man 6 speed				7.6249			
All engines	man 5 speed				7.6254			
All engines						7.1208 T20	7.1207 T22	
ENGINE								
2.0 T BioPower	Petrol/ Ethanol	120	01/07-02/15	B207H				
Engine	Information			S10	T10	T20 - T23	T22 - T25	
All engines	man 6 speed				7.6249			
All engines	man 5 speed				7.6254			
All engines						7.1208 T20	7.1207 T22	
ENGINE								
2.0 t BioPower	Petrol/ Ethanol	129	01/07-02/15	B207L				
Engine	Information			S10	T10	T20 - T23	T22 - T25	
All engines	man 6 speed				7.6249			
All engines	man 5 speed				7.6254			
All engines						7.1208 T20	7.1207 T22	
ENGINE								
2.0 t BioPower	Petrol/ Ethanol	145	06/07->	--, B207R				
Engine	Information			S10	T10	T20 - T23	T22 - T25	
All engines	man 6 speed				7.6249			
All engines	man 5 speed				7.6254			
All engines						7.1208 T20	7.1207 T22	
ENGINE								
2.0 T BioPower	Petrol/ Ethanol	147	06/07-02/15	B207M				
Engine	Information			S10	T10	T20 - T23	T22 - T25	
All engines	man 6 speed				7.6249			
All engines	man 5 speed				7.6254			
All engines						7.1208 T20		
ENGINE								
2.0 t BioPower	Petrol/ Ethanol	154	09/02-02/15	B207R				
Engine	Information			S10	T10	T20 - T23	T22 - T25	
All engines	man 6 speed				7.6249			
All engines	man 5 speed				7.6254			
All engines						7.1208 T20		
ENGINE								
2.0 T BioPower	Petrol/ Ethanol	162	01/11-02/15	A 20 NFT				
Engine	Information			S10	T10	T20 - T23	T22 - T25	
All engines						7.1208 T20	7.1207 T22	
ENGINE								
2.0 t BioPower XWD	Petrol/ Ethanol	162	01/11-02/15	A 20 NFT				
Engine	Information			S10	T10	T20 - T23	T22 - T25	
All engines						7.1208 T20	7.1207 T22	
ENGINE								
2.0 t XWD	Petrol	154	06/08-02/15	B207R				
Engine	Information			S10	T10	T20 - T23	T22 - T25	
All engines	man 6 speed				7.6249			
All engines	man 5 speed				7.6254			
All engines						7.1208 T20		

S10 OIL PRESSURE WARNING LIGHT SWITCH	T10 REVERSING LIGHT SWITCH	T20 BRAKE LIGHT SWITCH
T22 SWITCH CLUTCH CONTROL (CRUISE CONTROL)	T23 SWITCH BRAKE ACTUATION (ENGINE TIMING)	T25 SWITCH CLUTCH CONTROL (ENGINE CONTROL)

Vehicle	alim.	kW	Date	Engine	FUNCTIONS ON THE VEHICLE			
					 S10	 T10	 T20 - T23	 T22 - T25

ENGINE				
2.0 t XWD	Petrol	177	05/09-02/15	B207R

Engine	Information	S10	T10	T20 - T23	T22 - T25
All engines	man 6 speed		7.6249		
All engines	man 5 speed		7.6254		
All engines				7.1208 T20	

ENGINE				
2.0 T16	Petrol	120	01/07-02/15	B207G

Engine	Information	S10	T10	T20 - T23	T22 - T25
All engines	man 6 speed		7.6249		
All engines	man 5 speed		7.6254		
All engines				7.1208 T20	7.1207 T22

ENGINE				
2.0 T16	Petrol	136	03/98-07/03	B204L, B205L

Engine	Information	S10	T10	T20 - T23	T22 - T25
All engines		7.0144			

ENGINE				
2.0 T16	Petrol	143	04/06-02/15	B207L

Engine	Information	S10	T10	T20 - T23	T22 - T25
All engines	man 6 speed		7.6249		
All engines	man 5 speed		7.6254		
All engines				7.1208 T20	

ENGINE				
2.0 T16	Petrol	147	09/07-02/15	B207R

Engine	Information	S10	T10	T20 - T23	T22 - T25
All engines	man 6 speed		7.6249		
All engines	man 5 speed		7.6254		
All engines				7.1208 T20	

ENGINE				
2.0 T16	Petrol	154	06/08-02/15	B207R

Engine	Information	S10	T10	T20 - T23	T22 - T25
All engines	man 6 speed		7.6249		
All engines	man 5 speed		7.6254		
All engines				7.1208 T20	

ENGINE				
2.0 T16	Petrol	162	01/11-02/15	A 20 NFT

Engine	Information	S10	T10	T20 - T23	T22 - T25
All engines				7.1208 T20	7.1207 T22

ENGINE				
2.0 Turbo	Petrol	110	03/99-08/03	B204E, B205E

Engine	Information	S10	T10	T20 - T23	T22 - T25
All engines		7.0144			
Eng. B205E			7.6073		

ENGINE				
2.0 Turbo	Petrol	113	10/98-08/03	B204E

Engine	Information	S10	T10	T20 - T23	T22 - T25
All engines		7.0006	7.6073		

ENGINE				
2.0 Turbo	Petrol	136	02/98-08/03	B204L, B205E, B205L

Engine	Information	S10	T10	T20 - T23	T22 - T25
Eng. B205E		7.0144			
All engines			7.6073		

ENGINE				
2.0 Turbo	Petrol	151	10/99-08/03	B205R





Engine	Information	S10	T10	T20 - T23	T22 - T25
All engines		7.0144	7.6073		

ENGINE				
2.0 Turbo Performance	Petrol	185	04/04-02/15	B207R

Engine	Information	S10	T10	T20 - T23	T22 - T25
All engines	man 6 speed		7.6249		
All engines	man 5 speed		7.6254		




S10 OIL PRESSURE WARNING LIGHT SWITCH	T10 REVERSING LIGHT SWITCH	T20 BRAKE LIGHT SWITCH
T22 SWITCH CLUTCH CONTROL (CRUISE CONTROL)	T23 SWITCH BRAKE ACTUATION (ENGINE TIMING)	T25 SWITCH CLUTCH CONTROL (ENGINE CONTROL)

FUNCTIONS ON THE VEHICLE

Vehicle	alim.	kW	Date	Engine	 S10	 T10	 T20 - T23	 T22 - T25
ENGINE								
2.0 Turbo Performance	Petrol	185	04/04-02/15	B207R				
Engine	Information				S10	T10	T20 - T23	T22 - T25
All engines							7.1208 T20	
ENGINE								
2.0 Turbo XWD	Petrol	154	01/08-02/15	B207R				
Engine	Information				S10	T10	T20 - T23	T22 - T25
All engines	man 6 speed					7.6249		
All engines	man 5 speed					7.6254		
All engines							7.1208 T20	
ENGINE								
2.2 TiD	Diesel	85	02/98-11/00	D223L, X 22 DTH				
Engine	Information				S10	T10	T20 - T23	T22 - T25
All engines					7.0069	7.6073		
ENGINE								
2.2 TiD	Diesel	92	11/00-02/15	D223L				
Engine	Information				S10	T10	T20 - T23	T22 - T25
All engines					7.0069	7.6073	7.1208 T20	7.1207 T22
All engines	man 6 speed					7.6249		
All engines	man 5 speed					7.6254		
ENGINE								
2.3	Petrol	110	03/98-02/99	B234I				
Engine	Information				S10	T10	T20 - T23	T22 - T25
All engines					7.0144			
ENGINE								
2.3	Petrol	169	09/99-01/02	B235R				
Engine	Information				S10	T10	T20 - T23	T22 - T25
All engines					7.0144	7.6073		
ENGINE								
2.3 i	Petrol	110	02/98-08/03	B234I				
Engine	Information				S10	T10	T20 - T23	T22 - T25
All engines						7.6073		
ENGINE								
2.3 Turbo	Petrol	165	10/98-08/03	B235R				
Engine	Information				S10	T10	T20 - T23	T22 - T25
All engines					7.0144	7.6073		
ENGINE								
2.8 Turbo V6	Petrol	169	03/05-02/15	LP9				
Engine	Information				S10	T10	T20 - T23	T22 - T25
All engines						7.6249	7.1208 T20	7.1207 T22
ENGINE								
2.8 Turbo V6	Petrol	184	03/05-02/15	B284E, B284L, LP9				
Engine	Information				S10	T10	T20 - T23	T22 - T25
All engines	man 6 speed					7.6249		
Eng. B284E, B284L	man 5 speed					7.6254		
All engines							7.1208 T20	
Eng. LP9								7.1207 T22
ENGINE								
2.8 Turbo V6	Petrol	188	12/07-02/15	B284L				
Engine	Information				S10	T10	T20 - T23	T22 - T25
All engines	man 6 speed					7.6249		
All engines	man 5 speed, man.					7.6254		
All engines							7.1208 T20	7.1207 T22
ENGINE								
2.8 Turbo V6	Petrol	203	04/08-02/15	B284R				
Engine	Information				S10	T10	T20 - T23	T22 - T25
All engines	man 6 speed					7.6249		
All engines	man 5 speed					7.6254		
All engines							7.1208 T20	

S10 OIL PRESSURE WARNING LIGHT SWITCH	T10 REVERSING LIGHT SWITCH	T20 BRAKE LIGHT SWITCH
T22 SWITCH CLUTCH CONTROL (CRUISE CONTROL)	T23 SWITCH BRAKE ACTUATION (ENGINE TIMING)	T25 SWITCH CLUTCH CONTROL (ENGINE CONTROL)

FUNCTIONS ON THE VEHICLE

Vehicle	alim.	kW	Date	Engine	 S10	 T10	 T20 - T23	 T22 - T25
---------	-------	----	------	--------	---	---	--	---

				ENGINE
2.8 Turbo V6	Petrol	206	02/09-02/15	B284R

Engine	Information	S10	T10	T20 - T23	T22 - T25
All engines	man 6 speed		7.6249		
All engines	man 5 speed		7.6254		
All engines				7.1208 T20	

				ENGINE
2.8 Turbo V6 XWD	Petrol	206	05/08-02/15	B284R

Engine	Information	S10	T10	T20 - T23	T22 - T25
All engines			7.6249	7.1208 T20	

				ENGINE
2.8 V6 T	Petrol	169	03/05-02/15	B284L

Engine	Information	S10	T10	T20 - T23	T22 - T25
All engines	man 6 speed		7.6249		
All engines	man 5 speed		7.6254		
All engines				7.1208 T20	

				ENGINE
2.8 V6 T	Petrol	206	09/07-02/15	B284R

Engine	Information	S10	T10	T20 - T23	T22 - T25
All engines	man 6 speed		7.6249		
All engines	man 5 speed		7.6254		
All engines				7.1208 T20	

9-3X

				ENGINE
1.9 TtD AWD	Diesel	132	02/09-12/12	Z 19 DTR

Engine	Information	S10	T10	T20 - T23	T22 - T25
All engines		7.0096		7.1208 T20	7.1207 T22

				ENGINE
2.0 t BioPower XWD	Petrol/ Ethanol	154	02/09-12/12	B207R

Engine	Information	S10	T10	T20 - T23	T22 - T25
All engines	man 6 speed		7.6249		
All engines	man 5 speed		7.6254		
All engines				7.1208 T20	

9-5

				ENGINE
1.6 Turbo	Petrol	132	05/10-01/12	A 16 LET

Engine	Information	S10	T10	T20 - T23	T22 - T25
All engines		7.0183	7.6249		

				ENGINE
1.9 TtD	Diesel	110	01/06-12/09	Z 19 DTH

Engine	Information	S10	T10	T20 - T23	T22 - T25
All engines		7.0096	7.6073		

				ENGINE
2.0 t	Petrol	110	09/97-12/09	B205E

Engine	Information	S10	T10	T20 - T23	T22 - T25
All engines		7.0144	7.6073		
All engines	+cruise control			7.1065 T20	

				ENGINE
2.0 t	Petrol	136	07/00-12/09	B205L

Engine	Information	S10	T10	T20 - T23	T22 - T25
All engines		7.0144	7.6073		
All engines	+cruise control			7.1065 T20	

				ENGINE
2.0 t	Petrol	141	10/98-07/00	B205E

Engine	Information	S10	T10	T20 - T23	T22 - T25
All engines		7.0144	7.6073		
All engines	+cruise control			7.1065 T20	

S10	OIL PRESSURE WARNING LIGHT SWITCH	T10	REVERSING LIGHT SWITCH	T20	BRAKE LIGHT SWITCH
T22	SWITCH CLUTCH CONTROL (CRUISE CONTROL)	T23	SWITCH BRAKE ACTUATION (ENGINE TIMING)	T25	SWITCH CLUTCH CONTROL (ENGINE CONTROL)


FUNCTIONS ON THE VEHICLE

Vehicle	alim.	kW	Date	Engine	 S10	 T10	 T20 - T23	 T22 - T25
---------	-------	----	------	--------	---	---	--	---

ENGINE								
2.0 t BioPower	Petrol/ Ethanol	110	01/05-12/09	B205E				
Engine Information					S10	T10	T20 - T23	T22 - T25
All engines					7.0144	7.6073		
ENGINE								
2.0 t Biopower	Petrol/ Ethanol	132	09/05-12/09	B205E				
Engine Information					S10	T10	T20 - T23	T22 - T25
All engines					7.0144	7.6073		
ENGINE								
2.0 t BioPower	Petrol/ Ethanol	162	05/10-01/12	A 20 NFT				
Engine Information					S10	T10	T20 - T23	T22 - T25
All engines						7.6249		
ENGINE								
2.0 t BioPower XWD	Petrol/ Ethanol	162	05/10-01/12	A 20 NFT				
Engine Information					S10	T10	T20 - T23	T22 - T25
All engines						7.6249		
ENGINE								
2.0 T16	Petrol	110	10/98-05/10	B205E				
Engine Information					S10	T10	T20 - T23	T22 - T25
All engines					7.0144			
All engines +cruise control							7.1065 T20	
ENGINE								
2.0 TiD	Diesel	118	05/10-01/12	A 20 DTH				
Engine Information					S10	T10	T20 - T23	T22 - T25
All engines					7.0096	7.6249		
ENGINE								
2.0 TTiD	Diesel	140	05/10-01/12	A 20 DTR				
Engine Information					S10	T10	T20 - T23	T22 - T25
All engines					7.0096	7.6249		
ENGINE								
2.0 TTiD XWD	Diesel	140	05/10-01/12	A 20 DTR				
Engine Information					S10	T10	T20 - T23	T22 - T25
All engines					7.0096	7.6249		
ENGINE								
2.0 Turbo	Petrol	162	05/10-01/12	A 20 NHT				
Engine Information					S10	T10	T20 - T23	T22 - T25
All engines						7.6249		
ENGINE								
2.0 Turbo SE	Petrol	141	10/98-07/00	B205E				
Engine Information					S10	T10	T20 - T23	T22 - T25
All engines					7.0144	7.6073		
All engines +cruise control							7.1065 T20	
ENGINE								
2.0 Turbo XWD	Petrol	162	05/10-01/12	A 20 NHT				
Engine Information					S10	T10	T20 - T23	T22 - T25
All engines						7.6249		
ENGINE								
2.2 TiD	Diesel	88	03/02-12/09	D223L				
Engine Information					S10	T10	T20 - T23	T22 - T25
All engines					7.0069	7.6073		
All engines +cruise control							7.1065 T20	
ENGINE								
2.3 t	Petrol	125	09/97-12/09	B235E				
Engine Information					S10	T10	T20 - T23	T22 - T25
All engines					7.0144	7.6073		
All engines +cruise control							7.1065 T20	

S10 OIL PRESSURE WARNING LIGHT SWITCH	T10 REVERSING LIGHT SWITCH	T20 BRAKE LIGHT SWITCH
T22 SWITCH CLUTCH CONTROL (CRUISE CONTROL)	T23 SWITCH BRAKE ACTUATION (ENGINE TIMING)	T25 SWITCH CLUTCH CONTROL (ENGINE CONTROL)

FUNCTIONS ON THE VEHICLE

Vehicle	alim.	kW	Date	Engine	 S10	 T10	 T20 - T23	 T22 - T25
---------	-------	----	------	--------	---	---	--	---

ENGINE				
2.3 t	Petrol	136	01/01-12/09	B235E, B235L

Engine	Information	S10	T10	T20 - T23	T22 - T25
All engines		7.0144	7.6073		
All engines	+cruise control			7.1065 T20	

ENGINE				
2.3 t BioPower	Petrol/ Ethanol	136	01/07-12/09	B235E

Engine	Information	S10	T10	T20 - T23	T22 - T25
All engines		7.0144	7.6073		

ENGINE				
2.3 t BioPower	Petrol/ Ethanol	152	11/06-12/09	--, B235E, B235R

Engine	Information	S10	T10	T20 - T23	T22 - T25
All engines		7.0144			
Eng. --, B235R			7.6073		
Eng. --, B235R	+cruise control			7.1065 T20	

ENGINE				
2.3 t BioPower	Petrol/ Ethanol	154	11/06-12/09	B235E

Engine	Information	S10	T10	T20 - T23	T22 - T25
All engines		7.0144	7.6073		
All engines	+cruise control			7.1065 T20	

ENGINE				
2.3 T16	Petrol	125	10/98-07/01	B235E

Engine	Information	S10	T10	T20 - T23	T22 - T25
All engines		7.0144			
All engines	+cruise control			7.1065 T20	

ENGINE				
2.3 Turbo	Petrol	134	04/08-12/09	B235E

Engine	Information	S10	T10	T20 - T23	T22 - T25
All engines		7.0144	7.6073		
All engines	+cruise control			7.1065 T20	

ENGINE				
2.3 Turbo	Petrol	162	07/03-12/09	B235L, B235R

Engine	Information	S10	T10	T20 - T23	T22 - T25
All engines		7.0144			
Eng. B235L			7.6073		
All engines	+cruise control			7.1065 T20	

ENGINE				
2.3 Turbo	Petrol	169	10/99-09/01	B235R

Engine	Information	S10	T10	T20 - T23	T22 - T25
All engines		7.0144	7.6073		
All engines	+cruise control			7.1065 T20	

ENGINE				
2.3 Turbo	Petrol	184	09/01-12/09	B235R

Engine	Information	S10	T10	T20 - T23	T22 - T25
All engines		7.0144	7.6073		
All engines	+cruise control			7.1065 T20	

ENGINE				
2.3 Turbo	Petrol	188	04/08-12/09	B235R

Engine	Information	S10	T10	T20 - T23	T22 - T25
All engines		7.0144	7.6073		
All engines	+cruise control			7.1065 T20	

ENGINE				
2.3 Turbo	Petrol	191	11/05-12/09	B235R

Engine	Information	S10	T10	T20 - T23	T22 - T25
All engines		7.0144	7.6073		
All engines	+cruise control			7.1065 T20	

S10	OIL PRESSURE WARNING LIGHT SWITCH	T10	REVERSING LIGHT SWITCH	T20	BRAKE LIGHT SWITCH
T22	SWITCH CLUTCH CONTROL (CRUISE CONTROL)	T23	SWITCH BRAKE ACTUATION (ENGINE TIMING)	T25	SWITCH CLUTCH CONTROL (ENGINE CONTROL)

FUNCTIONS ON THE VEHICLE

Vehicle	alim.	kW	Date	Engine				
					S10	T10	T20 - T23	T22 - T25

				ENGINE
2.3 Turbo	Petrol	224	06/03-08/05	B235R

Engine	Information	S10	T10	T20 - T23	T22 - T25
All engines		7.0144	7.6073		
All engines	+cruise control			7.1065 T20	

				ENGINE
3.0 TiD	Diesel	130	07/01-12/09	D308L

Engine	Information	S10	T10	T20 - T23	T22 - T25
All engines		7.0015	7.6073		
All engines	+cruise control			7.1065 T20	7.1171 T22





				ENGINE
3.0 V6 T	Petrol	147	10/98-08/05	B308E

Engine	Information	S10	T10	T20 - T23	T22 - T25
All engines		7.0069			
All engines	+cruise control			7.1065 T20	

				ENGINE
3.0 V6t	Petrol	147	01/98-12/09	B308E


Engine	Information	S10	T10	T20 - T23	T22 - T25
All engines		7.0069	7.6073		
All engines	+cruise control			7.1065 T20	

S10	OIL PRESSURE WARNING LIGHT SWITCH	T10	REVERSING LIGHT SWITCH	T20	BRAKE LIGHT SWITCH
T22	SWITCH CLUTCH CONTROL (CRUISE CONTROL)	T23	SWITCH BRAKE ACTUATION (ENGINE TIMING)	T25	SWITCH CLUTCH CONTROL (ENGINE CONTROL)

				FUNCTIONS ON THE VEHICLE				
Vehicle	alim.	kW	Date	Engine	 S10	 T10	 T20 - T23	 T22 - T25
127								
0.9	Petrol	33	04/72-12/82	ENGINE A112 A5.000				
Engine					S10	T10	T20 - T23	T22 - T25
All engines					7.0060			
1.0								
1.0	Petrol	38	04/72-12/82	ENGINE --				
Engine					S10	T10	T20 - T23	T22 - T25
All engines					7.0060			
128								
1.2	Petrol	49	01/76-12/80	ENGINE --				
Engine					S10	T10	T20 - T23	T22 - T25
All engines					7.0060			
1.4								
1.4	Petrol	57	01/76-12/80	ENGINE --				
Engine					S10	T10	T20 - T23	T22 - T25
All engines					7.0060			
133								
0.8	Petrol	25	05/74-11/79	ENGINE DG				
Engine					S10	T10	T20 - T23	T22 - T25
All engines					7.0060			
850								
0.9	Petrol	25	02/72-07/75	ENGINE --				
Engine					S10	T10	T20 - T23	T22 - T25
All engines					7.0060			
0.9								
0.9	Petrol	27	01/66-12/74	ENGINE --				
Engine					S10	T10	T20 - T23	T22 - T25
All engines					7.0060			
0.9								
0.9	Petrol	35	01/66-12/74	ENGINE --				
Engine					S10	T10	T20 - T23	T22 - T25
All engines					7.0060			
ALHAMBRA I / II								
1.8	Petrol	110	05/98-03/10	ENGINE AJH, AWC				
Engine					S10	T10	T20 - T23	T22 - T25
Eng. AJH					7.0133			
All engines					7.0135			
Eng. AWC						7.6215		
Eng. AWC						7.6266		
Eng. AJH							7.1055	T20
All engines							7.1151	T20
All engines								7.1143 T25
1.9 TDI								
1.9 TDI	Diesel	110	05/05-05/07	ENGINE BTB				
Engine					S10	T10	T20 - T23	T22 - T25
All engines						7.6266		
All engines							7.1151	T20
1.9 TDI								
1.9 TDI	Diesel	66	04/96-03/10	ENGINE 1Z, AHU, ANU				
Engine					S10	T10	T20 - T23	T22 - T25
Eng. 1Z, AHU					7.0008			
Eng. 1Z, AHU					7.0095			
Eng. ANU					7.0132			
Eng. ANU						7.6215		

S10	OIL PRESSURE WARNING LIGHT SWITCH	T10	REVERSING LIGHT SWITCH	T20	BRAKE LIGHT SWITCH
T22	SWITCH CLUTCH CONTROL (CRUISE CONTROL)	T23	SWITCH BRAKE ACTUATION (ENGINE TIMING)	T25	SWITCH CLUTCH CONTROL (ENGINE CONTROL)

FUNCTIONS ON THE VEHICLE

Vehicle	alim.	kW	Date	Engine	 S10	 T10	 T20 - T23	 T22 - T25
---------	-------	----	------	--------	---	---	--	---

ENGINE				
1.9 TDI	Diesel	66	04/96-03/10	1Z, AHU, ANU

Engine	Information	S10	T10	T20 - T23	T22 - T25
Eng. ANU	01/05/02 ->, ch. 7M3500001 ->, COL: brown, Conn. nr. 2, without adapter		7.6266		
Eng. 1Z, AHU	Conn. nr. 2			7.1055 T20	
All engines	Conn. nr. 4			7.1151 T20	
Eng. ANU	COL: green				7.1143 T25

ENGINE				
1.9 TDI	Diesel	81	08/96-06/00	AFN, AVG

Engine	Information	S10	T10	T20 - T23	T22 - T25
All engines	COL: grey, Conn. nr. 1, switch press. 0.9 bar, thread M10x1.0	7.0095			
All engines	Conn. nr. 2			7.1055 T20	
All engines	Conn. nr. 4			7.1151 T20	
All engines					7.1142 T22

ENGINE				
1.9 TDI	Diesel	85	06/00-03/10	AUY, BVK

Engine	Information	S10	T10	T20 - T23	T22 - T25
All engines	COL: brown, Conn. nr. 1, spanner size 24, switch press. 0.55-0.85 bar, thread M10x1.0	7.0132			
All engines	-> 01/04/02, -> ch. 7M2530000, COL: black, Conn. nr. 2, thread M12x1.5, without adapter		7.6215		
All engines	01/05/02 ->, ch. 7M3500001 ->, COL: brown, Conn. nr. 2, without adapter		7.6266		
All engines	Conn. nr. 4			7.1151 T20	
All engines	COL: green				7.1143 T25

ENGINE				
1.9 TDI	Diesel	96	11/02-11/08	ASZ

Engine	Information	S10	T10	T20 - T23	T22 - T25
All engines	COL: brown, Conn. nr. 1, spanner size 24, switch press. 0.55-0.85 bar, thread M10x1.0	7.0132			
All engines	-> 01/12/02, COL: black, Conn. nr. 2, thread M12x1.5, without adapter		7.6215		
All engines	01/01/03 ->, COL: brown, Conn. nr. 2, without adapter		7.6266		
All engines	Conn. nr. 4			7.1151 T20	

ENGINE				
1.9 TDI 4motion	Diesel	85	06/00-03/10	AUY, BVK

Engine	Information	S10	T10	T20 - T23	T22 - T25
Eng. AUY	COL: brown, Conn. nr. 1, spanner size 24, switch press. 0.55-0.85 bar, thread M10x1.0	7.0132			
All engines	-> 01/04/02, -> ch. 7M2530000, COL: black, Conn. nr. 2, thread M12x1.5, without adapter		7.6215		
All engines	01/05/02 ->, ch. 7M3500001 ->, COL: brown, Conn. nr. 2, without adapter		7.6266		
Eng. AUY	Conn. nr. 4			7.1151 T20	
Eng. BVK	pole nr. 4			7.1230 T20	
Eng. AUY	COL: green				7.1143 T25

ENGINE				
1.9 Tdi 4x4	Diesel	96	06/05-11/08	ASZ

Engine	Information	S10	T10	T20 - T23	T22 - T25
All engines	COL: brown	7.0132	7.6266		
All engines	COL: black		7.6215		
All engines	pole nr. 4			7.1230 T20	

ENGINE				
2.0 i	Petrol	85	04/96-03/10	ADY, ATM

Engine	Information	S10	T10	T20 - T23	T22 - T25
Eng. ADY	-> 01/07/98, -> ch. 7MX505549, COL: white, Conn. nr. 1, spanner size 24, switch press. 1.8 bar, thread M10x1.0	7.0045			
Eng. ADY	COL: blue, Conn. nr. 1, switch press. 0.15/0.35 bar, thread M10x1.0	7.0133			
Eng. ATM	COL: black, Conn. nr. 1, switch press. 1.2-1.6 bar, thread M10x1.0	7.0135			
Eng. ADY	01/08/98 ->, ch. 7MX505550 ->, COL: grey, Conn. nr. 1, spanner size 24, switch press. 1.6/2.0 bar, thread M10x1.0	7.0136			
Eng. ATM	-> 01/04/02, -> ch. 7M2530000, COL: black, Conn. nr. 2, thread M12x1.5, without adapter		7.6215		
Eng. ATM	01/05/02 ->, ch. 7M3500001 ->, COL: brown, Conn. nr. 2, without adapter		7.6266		
Eng. ADY	Conn. nr. 2			7.1055 T20	
All engines	Conn. nr. 4			7.1151 T20	
All engines	COL: green				7.1143 T25

S10 OIL PRESSURE WARNING LIGHT SWITCH	T10 REVERSING LIGHT SWITCH	T20 BRAKE LIGHT SWITCH
T22 SWITCH CLUTCH CONTROL (CRUISE CONTROL)	T23 SWITCH BRAKE ACTUATION (ENGINE TIMING)	T25 SWITCH CLUTCH CONTROL (ENGINE CONTROL)

FUNCTIONS ON THE VEHICLE

Vehicle	alim.	kW	Date	Engine	 S10	 T10	 T20 - T23	 T22 - T25
---------	-------	----	------	--------	---	---	--	---

				ENGINE
2.0 TDI	Diesel	103	11/05-03/10	BRT

Engine	Information	S10	T10	T20 - T23	T22 - T25
All engines	COL:brown, Conn. nr. 1, spanner size 24, switch press. 0.55-0.85 bar, thread M10x1.0	7.0132			
All engines	COL:brown, Conn. nr. 2, without adapter		7.6266		
All engines	Conn. nr. 4			7.1151 T20	

				ENGINE
2.8 V6	Petrol	150	06/00-03/10	AUE, AYL

Engine	Information	S10	T10	T20 - T23	T22 - T25
All engines	COL:black, Conn. nr. 1, switch press. 1.2-1.6 bar, thread M10x1.0	7.0135			
All engines	-> 01/04/02, -> ch. 7M2530000, COL:black, Conn. nr. 2, thread M12x1.5, without adapter		7.6215		
All engines	01/05/02 -> ch. 7M3500001 ->, COL:brown, Conn. nr. 2, without adapter		7.6266		
All engines	Conn. nr. 4			7.1151 T20	
All engines	COL:green				7.1143 T25

				ENGINE
2.8 V6 4motion	Petrol	150	06/00-03/10	AUE, AYL

Engine	Information	S10	T10	T20 - T23	T22 - T25
All engines	COL:black, Conn. nr. 1, switch press. 1.2-1.6 bar, thread M10x1.0	7.0135			
All engines	-> 01/04/02, -> ch. 7M2530000, COL:black, Conn. nr. 2, thread M12x1.5, without adapter		7.6215		
All engines	01/05/02 -> ch. 7M3500001 ->, COL:brown, Conn. nr. 2, without adapter		7.6266		
All engines	Conn. nr. 4			7.1151 T20	
All engines	COL:green				7.1143 T25

ALHAMBRA III

				ENGINE
1.4 TSI	Petrol	110	06/10->	CAVA, CNWB, CTHA, CZDA

Engine	Information	S10	T10	T20 - T23	T22 - T25
Eng. CZDA	COL:green, Conn. nr. 1, spanner size 24, switch press. 0.3-0.6 bar, thread M10x1	7.0139			
Eng. CZDA	COL:blue, Conn. nr. 2, switch press. 2.15-2.95 bar, thread M10x1.0	7.0192			
Eng. CAVA, CTHA	COL:green, Conn. nr. 1, switch press. 0.3-0.6 bar, thread M10x1	7.0196			
All engines	COL:brown, Conn. nr. 2, without adapter		7.6266		
All engines	COL:black, Conn. nr. 4			7.1232 T20	
All engines					7.1311 T22

				ENGINE
1.8 TSI	Petrol	118	11/12->	CDAA

Engine	Information	S10	T10	T20 - T23	T22 - T25
All engines		7.0192	7.6266	7.1232 T20	7.1311 T22

				ENGINE
2.0 TDI	Diesel	100	06/10-05/11	CFFA

Engine	Information	S10	T10	T20 - T23	T22 - T25
All engines	COL:green, Conn. nr. 1, spanner size 24, switch press. 0.3-0.6 bar, thread M10x1	7.0139			
All engines	COL:brown, Conn. nr. 2, without adapter		7.6266		
All engines	COL:black, Conn. nr. 4			7.1232 T20	
All engines					7.1311 T22

				ENGINE
2.0 TDI	Diesel	103	06/10->	CFFB

Engine	Information	S10	T10	T20 - T23	T22 - T25
All engines	COL:green, Conn. nr. 1, spanner size 24, switch press. 0.3-0.6 bar, thread M10x1	7.0139			
All engines	COL:brown, Conn. nr. 2, without adapter		7.6266		
All engines	COL:black, Conn. nr. 4			7.1232 T20	
All engines					7.1311 T22

				ENGINE
2.0 TDI	Diesel	110	05/15->	CUVC, DFLA

Engine	Information	S10	T10	T20 - T23	T22 - T25
All engines	COL:brown, Conn. nr. 2, without adapter		7.6266		
All engines	COL:black, Conn. nr. 4			7.1232 T20	
All engines					7.1311 T22

S10 OIL PRESSURE WARNING LIGHT SWITCH	T10 REVERSING LIGHT SWITCH	T20 BRAKE LIGHT SWITCH
T22 SWITCH CLUTCH CONTROL (CRUISE CONTROL)	T23 SWITCH BRAKE ACTUATION (ENGINE TIMING)	T25 SWITCH CLUTCH CONTROL (ENGINE CONTROL)

FUNCTIONS ON THE VEHICLE

Vehicle	alim.	kW	Date	Engine	 S10	 T10	 T20 - T23	 T22 - T25
---------	-------	----	------	--------	---	---	--	---

				ENGINE
2.0 TDI	Diesel	125	06/10->	CFGB

Engine	Information	S10	T10	T20 - T23	T22 - T25
All engines	COL:green, Conn. nr. 1, spanner size 24, switch press. 0.3-0.6 bar, thread M10x1	7.0139			
All engines	COL:brown, Conn. nr. 2, without adapter		7.6266		
All engines	COL:black, Conn. nr. 4			7.1232 T20	
All engines					7.1311 T22

				ENGINE
2.0 TDI	Diesel	130	11/12->	CFGC

Engine	Information	S10	T10	T20 - T23	T22 - T25
All engines	COL:green, Conn. nr. 1, spanner size 24, switch press. 0.3-0.6 bar, thread M10x1	7.0139			
All engines	COL:brown, Conn. nr. 2, without adapter		7.6266		
All engines	COL:black, Conn. nr. 4			7.1232 T20	
All engines					7.1311 T22

				ENGINE
2.0 TDI	Diesel	135	05/15->	CUWA, DFMA

Engine	Information	S10	T10	T20 - T23	T22 - T25
All engines	COL:brown, Conn. nr. 2, without adapter		7.6266		
All engines	COL:black, Conn. nr. 4			7.1232 T20	
All engines					7.1311 T22

				ENGINE
2.0 TDI	Diesel	85	05/11->	CFFE, CUVA, DFLD

Engine	Information	S10	T10	T20 - T23	T22 - T25
Eng. CFFE	COL:green, Conn. nr. 1, spanner size 24, switch press. 0.3-0.6 bar, thread M10x1	7.0139			
All engines	COL:brown, Conn. nr. 2, without adapter		7.6266		
All engines	COL:black, Conn. nr. 4			7.1232 T20	
All engines					7.1311 T22

				ENGINE
2.0 TDI 4Drive	Diesel	103	05/11->	CFFB

Engine	Information	S10	T10	T20 - T23	T22 - T25
All engines	COL:green, Conn. nr. 1, spanner size 24, switch press. 0.3-0.6 bar, thread M10x1	7.0139			
All engines	COL:brown, Conn. nr. 2, without adapter		7.6266		
All engines	COL:black, Conn. nr. 4			7.1232 T20	
All engines					7.1311 T22

				ENGINE
2.0 TDI 4Drive	Diesel	110	05/15->	CUVC, DFLA

Engine	Information	S10	T10	T20 - T23	T22 - T25
All engines	COL:brown, Conn. nr. 2, without adapter		7.6266		
All engines	COL:black, Conn. nr. 4			7.1232 T20	
All engines					7.1311 T22

				ENGINE
2.0 TDI 4Drive	Diesel	135	05/16->	DFMA

Engine	Information	S10	T10	T20 - T23	T22 - T25
All engines			7.6266		7.1311 T22
All engines	COL:black, Conn. nr. 4			7.1232 T20	

				ENGINE
2.0 TSI	Petrol	147	11/10->	CCZA


Engine	Information	S10	T10	T20 - T23	T22 - T25
All engines	COL:brown, Conn. nr. 1, spanner size 24, switch press. 0.55-0.85 bar, thread M10x1.0	7.0132			
All engines	COL:blue, Conn. nr. 1, Conn. nr. 2, switch press. 2.15-2.95 bar, thread M10x1, thread M10x1.0	7.0192			
All engines			7.6266		7.1311 T22
All engines	COL:black, Conn. nr. 4			7.1232 T20	

				ENGINE
2.0 TSI	Petrol	162	05/15->	DEDA

Engine	Information	S10	T10	T20 - T23	T22 - T25
All engines	COL:brown, Conn. nr. 1, spanner size 24, switch press. 0.55-0.85 bar, thread M10x1.0	7.0132			
All engines	COL:blue, Conn. nr. 1, switch press. 2.15-2.95 bar, thread M10x1	7.0192			
All engines	COL:green, switch press. 0.15-0.35 bar	7.0219			
All engines			7.6266		7.1311 T22

S10 OIL PRESSURE WARNING LIGHT SWITCH	T10 REVERSING LIGHT SWITCH	T20 BRAKE LIGHT SWITCH
T22 SWITCH CLUTCH CONTROL (CRUISE CONTROL)	T23 SWITCH BRAKE ACTUATION (ENGINE TIMING)	T25 SWITCH CLUTCH CONTROL (ENGINE CONTROL)

FUNCTIONS ON THE VEHICLE

Vehicle	alim.	kW	Date	Engine	 S10	 T10	 T20 - T23	 T22 - T25
---------	-------	----	------	--------	---	---	--	---

				ENGINE
2.0 TSI	Petrol	162	05/15->	DEDA

Engine	Information	S10	T10	T20 - T23	T22 - T25
All engines	COL:black, Conn. nr. 4			7.1232 T20	

ALTEA

				ENGINE
1.2 TSI	Petrol	77	04/10->	CBZB

Engine	Information	S10	T10	T20 - T23	T22 - T25
All engines	COL:green, Conn. nr. 1, switch press. 0.3-0.6 bar, thread M10x1	7.0196			
All engines	aut., COL:black, Conn. nr. 2, thread M12x1.5, without adapter		7.6215		
All engines	COL:brown, Conn. nr. 2, man., without adapter		7.6266		
All engines	COL:black, Conn. nr. 4			7.1232 T20	
All engines					7.1309 T22

				ENGINE
1.4 16V	Petrol	63	05/06->	BXW, CGGB

Engine	Information	S10	T10	T20 - T23	T22 - T25
All engines	COL:green, Conn. nr. 1, spanner size 24, switch press. 0.3-0.6 bar, thread M10x1	7.0139			
All engines	aut., COL:black, Conn. nr. 2, thread M12x1.5, without adapter		7.6215		
All engines	COL:brown, Conn. nr. 2, man., without adapter		7.6266		
Eng. BXW	COL:black, Conn. nr. 4, LHD			7.1228 T20	
Eng. BXW	Conn. nr. 4, RHD, thread M12x1.5			7.1229 T20	
Eng. CGGB	+ABS, +ESP			7.1232 T20	
Eng. BXW	+cruise control				7.1220 T22
All engines					7.1309 T22

				ENGINE
1.4 TFSi	Petrol	92	05/10-04/11	CAXC

Engine	Information	S10	T10	T20 - T23	T22 - T25
All engines	COL:green, Conn. nr. 1, switch press. 0.3-0.6 bar, thread M10x1	7.0196			
All engines	COL:brown, Conn. nr. 2, without adapter		7.6266		
All engines	COL:black, Conn. nr. 4			7.1232 T20	
All engines	Conn. nr. 5				7.1309 T22

				ENGINE
1.4 TSI	Petrol	92	11/07->	CAXC

Engine	Information	S10	T10	T20 - T23	T22 - T25
All engines	-> 01/06/09, COL:green, Conn. nr. 1, spanner size 24, switch press. 0.3-0.6 bar, thread M10x1	7.0139			
All engines	01/07/09 ->, COL:green, Conn. nr. 1, switch press. 0.3-0.6 bar, thread M10x1	7.0196			
All engines	aut., COL:black, Conn. nr. 2, thread M12x1.5, without adapter		7.6215		
All engines	COL:brown, Conn. nr. 2, man., without adapter		7.6266		
All engines	COL:black, Conn. nr. 4, LHD			7.1228 T20	
All engines	Conn. nr. 4, RHD, thread M12x1.5			7.1229 T20	
All engines					7.1309 T22

				ENGINE
1.6	Petrol	75	03/04->	BGU, BSE, BSF, CCSA, CMXA

Engine	Information	S10	T10	T20 - T23	T22 - T25
All engines	COL:black, Conn. nr. 1, switch press. 1.2-1.6 bar, thread M10x1.0	7.0135			
All engines	aut., COL:black, Conn. nr. 2, thread M12x1.5, without adapter		7.6215		
All engines	COL:brown, Conn. nr. 2, man., without adapter		7.6266		
Eng. BGU, BSE, BSF, CCSA	COL:black, Conn. nr. 4, LHD			7.1228 T20	
Eng. BGU, BSE, BSF, CCSA	Conn. nr. 4, RHD, thread M12x1.5			7.1229 T20	
Eng. CMXA	+ABS, +ESP			7.1232 T20	
All engines					7.1309 T22

				ENGINE
1.6 LPG	Petrol/ Petroleum Gas (LPG)	75	09/09->	CHGA

Engine	Information	S10	T10	T20 - T23	T22 - T25
All engines	COL:black, Conn. nr. 1, switch press. 1.2-1.6 bar, thread M10x1.0	7.0135			
All engines	aut., COL:black, Conn. nr. 2, thread M12x1.5, without adapter		7.6215		

S10	OIL PRESSURE WARNING LIGHT SWITCH	T10	REVERSING LIGHT SWITCH	T20	BRAKE LIGHT SWITCH
T22	SWITCH CLUTCH CONTROL (CRUISE CONTROL)	T23	SWITCH BRAKE ACTUATION (ENGINE TIMING)	T25	SWITCH CLUTCH CONTROL (ENGINE CONTROL)

FUNCTIONS ON THE VEHICLE

Vehicle	alim.	kW	Date	Engine	 S10	 T10	 T20 - T23	 T22 - T25
---------	-------	----	------	--------	---	---	--	---

ENGINE				
1.6 LPG	Petrol/ Petroleum Gas (LPG)	75	09/09->	CHGA

Engine	Information	S10	T10	T20 - T23	T22 - T25
All engines	COL:brown, Conn. nr. 2, man., without adapter		7.6266		
All engines	COL:black, Conn. nr. 4			7.1232 T20	
All engines					7.1309 T22

ENGINE				
1.6 Multifuel	Petrol/ Methanol	75	11/10-05/11	CMXA

Engine	Information	S10	T10	T20 - T23	T22 - T25
All engines	COL:black, Conn. nr. 1, switch press. 1.2-1.6 bar, thread M10x1.0	7.0135			
All engines	COL:brown, Conn. nr. 2, without adapter		7.6266		
All engines	COL:black, Conn. nr. 4			7.1232 T20	
All engines	Conn. nr. 5				7.1309 T25

ENGINE				
1.6 TDI	Diesel	66	11/10->	CAYB

Engine	Information	S10	T10	T20 - T23	T22 - T25
All engines	COL:green, Conn. nr. 1, spanner size 24, switch press. 0.3-0.6 bar, thread M10x1	7.0139			
All engines	COL:brown, Conn. nr. 2, without adapter		7.6266		
All engines	COL:black, Conn. nr. 4			7.1232 T20	
All engines					7.1309 T22

ENGINE				
1.6 TDI	Diesel	77	10/09->	CAYC

Engine	Information	S10	T10	T20 - T23	T22 - T25
All engines	COL:green, Conn. nr. 1, spanner size 24, switch press. 0.3-0.6 bar, thread M10x1	7.0139			
All engines	aut., COL:black, Conn. nr. 2, thread M12x1.5, without adapter		7.6215		
All engines	COL:brown, Conn. nr. 2, man., without adapter		7.6266		
All engines	COL:black, Conn. nr. 4			7.1232 T20	
All engines					7.1309 T22

ENGINE				
1.8 TFSI	Petrol	118	01/07->	BYT, BZB, CDA A

Engine	Information	S10	T10	T20 - T23	T22 - T25
All engines	COL:black, Conn. nr. 1, switch press. 1.2-1.6 bar, thread M10x1.0	7.0135			
Eng. CDA A	COL:blue, Conn. nr. 2, switch press. 2.15-2.95 bar, thread M10x1.0	7.0192			
All engines	aut., COL:black, Conn. nr. 2, thread M12x1.5, without adapter		7.6215		
All engines	COL:brown, Conn. nr. 2, man., without adapter		7.6266		
All engines	COL:black, Conn. nr. 4, LHD			7.1228 T20	
All engines	Conn. nr. 4, RHD, thread M12x1.5			7.1229 T20	
All engines					7.1309 T22

ENGINE				
1.9 TDI	Diesel	66	08/09->	BXF

Engine	Information	S10	T10	T20 - T23	T22 - T25
All engines	COL:brown, Conn. nr. 1, spanner size 24, switch press. 0.55-0.85 bar, thread M10x1.0	7.0132			
All engines	aut., COL:black, Conn. nr. 2, thread M12x1.5, without adapter		7.6215		
All engines	COL:brown, Conn. nr. 2, man., without adapter		7.6266		
All engines	COL:black, Conn. nr. 4, LHD			7.1228 T20	
All engines	Conn. nr. 4, RHD, thread M12x1.5			7.1229 T20	
All engines					7.1309 T22

ENGINE				
1.9 TDI	Diesel	77	04/04->	BJB, BKC, BLS, BXE

Engine	Information	S10	T10	T20 - T23	T22 - T25
All engines	COL:brown, Conn. nr. 1, spanner size 24, switch press. 0.55-0.85 bar, thread M10x1.0	7.0132			
All engines	aut., COL:black, Conn. nr. 2, thread M12x1.5, without adapter		7.6215		
All engines	COL:brown, Conn. nr. 2, man., without adapter		7.6266		
All engines	COL:black, Conn. nr. 4, LHD			7.1228 T20	
All engines	Conn. nr. 4, RHD, thread M12x1.5			7.1229 T20	

S10	OIL PRESSURE WARNING LIGHT SWITCH	T10	REVERSING LIGHT SWITCH	T20	BRAKE LIGHT SWITCH
T22	SWITCH CLUTCH CONTROL (CRUISE CONTROL)	T23	SWITCH BRAKE ACTUATION (ENGINE TIMING)	T25	SWITCH CLUTCH CONTROL (ENGINE CONTROL)

FUNCTIONS ON THE VEHICLE

Vehicle	alim.	kW	Date	Engine	 S10	 T10	 T20 - T23	 T22 - T25
---------	-------	----	------	--------	---	---	--	---

ENGINE				
1.9 TDI	Diesel	77	04/04->	BJB, BKC, BLS, BXE

Engine	Information	S10	T10	T20 - T23	T22 - T25
All engines					7.1309 T22

ENGINE				
2.0 FSI	Petrol	110	05/04-03/09	BLR, BLY, BVY, BVZ

Engine	Information	S10	T10	T20 - T23	T22 - T25
Eng. BLR, BLY	-> 01/12/04, -> ch. 5P5067000, COL:black, Conn. nr. 1, switch press. 1.2/1.6 bar, thread M10x1.0	7.0159			
All engines	01/01/05 ->, ch. 5P5067001 ->, COL:black, Conn. nr. 2, switch press. 1.2-1.6 bar, thread M10x1.0	7.0168			
All engines	aut., COL:black, Conn. nr. 2, thread M12x1.5, without adapter		7.6215		
All engines	COL:brown, Conn. nr. 2, man., without adapter		7.6266		
All engines	COL:black, Conn. nr. 4, LHD			7.1228 T20	
All engines	Conn. nr. 4, RHD, thread M12x1.5			7.1229 T20	
Eng. BVY, BVZ					7.1309 T22

ENGINE				
2.0 TDI	Diesel	100	03/04-05/09	AZV

Engine	Information	S10	T10	T20 - T23	T22 - T25
All engines	COL:brown, Conn. nr. 1, spanner size 24, switch press. 0.55-0.85 bar, thread M10x1.0	7.0132			
All engines	aut., COL:black, Conn. nr. 2, thread M12x1.5, without adapter		7.6215		
All engines	COL:brown, Conn. nr. 2, man., without adapter		7.6266		
All engines	COL:black, Conn. nr. 4, LHD			7.1228 T20	
All engines	Conn. nr. 4, RHD, thread M12x1.5			7.1229 T20	
All engines	Conn. nr. 5				7.1309 T22

ENGINE				
2.0 TDI	Diesel	103	11/05->	BMM

Engine	Information	S10	T10	T20 - T23	T22 - T25
All engines	MODEL FROM:2007	7.0135			
All engines	aut., COL:black, Conn. nr. 2, thread M12x1.5, without adapter		7.6215		
All engines	COL:brown, Conn. nr. 2, man., without adapter		7.6266		
All engines	COL:black, Conn. nr. 4, LHD			7.1228 T20	
All engines	Conn. nr. 4, RHD, thread M12x1.5			7.1229 T20	
All engines					7.1309 T22

ENGINE				
2.0 TDI	Diesel	125	03/06->	BMN, CEGA

Engine	Information	S10	T10	T20 - T23	T22 - T25
All engines	COL:brown, Conn. nr. 1, spanner size 24, switch press. 0.55-0.85 bar, thread M10x1.0	7.0132			
Eng. BMN	aut., COL:black, Conn. nr. 2, thread M12x1.5, without adapter		7.6215		
All engines	COL:brown, Conn. nr. 2, man., without adapter		7.6266		
Eng. BMN	COL:black, Conn. nr. 4, LHD			7.1228 T20	
Eng. BMN	Conn. nr. 4, RHD, thread M12x1.5			7.1229 T20	
Eng. CEGA	COL:black, Conn. nr. 4			7.1232 T20	
All engines					7.1309 T22

ENGINE				
2.0 TDI 16V	Diesel	103	03/04->	BKD, CFHC

Engine	Information	S10	T10	T20 - T23	T22 - T25
Eng. BKD	COL:brown, Conn. nr. 1, spanner size 24, switch press. 0.55-0.85 bar, thread M10x1.0	7.0132			
Eng. CFHC	COL:green, Conn. nr. 1, spanner size 24, switch press. 0.3-0.6 bar, thread M10x1	7.0139			
All engines	aut., COL:black, Conn. nr. 2, thread M12x1.5, without adapter		7.6215		
All engines	COL:brown, Conn. nr. 2, man., without adapter		7.6266		
All engines	-> 01/10/05, COL:black, Conn. nr. 4			7.1228 T20	
All engines	-> 01/11/08, 01/11/05 ->, Conn. nr. 4, thread M12x1.5			7.1229 T20	
All engines	01/12/08 ->, COL:black, Conn. nr. 4			7.1232 T20	
All engines					7.1309 T22

ENGINE				
2.0 TDI 16V 4WD	Diesel	103	10/10->	CFHC

Engine	Information	S10	T10	T20 - T23	T22 - T25
All engines	COL:brown, Conn. nr. 1, spanner size 24, switch press. 0.55-0.85 bar, thread M10x1.0	7.0132			
All engines	COL:brown, Conn. nr. 2, without adapter		7.6266		

S10 OIL PRESSURE WARNING LIGHT SWITCH	T10 REVERSING LIGHT SWITCH	T20 BRAKE LIGHT SWITCH
T22 SWITCH CLUTCH CONTROL (CRUISE CONTROL)	T23 SWITCH BRAKE ACTUATION (ENGINE TIMING)	T25 SWITCH CLUTCH CONTROL (ENGINE CONTROL)

FUNCTIONS ON THE VEHICLE

Vehicle	alim.	kW	Date	Engine	 S10	 T10	 T20 - T23	 T22 - T25
---------	-------	----	------	--------	---	---	--	---

				ENGINE
2.0 TDI 16V 4WD	Diesel	103	10/10->	CFHC

Engine	Information	S10	T10	T20 - T23	T22 - T25
All engines	COL:black, Conn. nr. 4			7.1232 T20	
All engines	Conn. nr. 5				7.1309 T25

				ENGINE
2.0 TFSI	Petrol	147	04/06-05/09	BWA

Engine	Information	S10	T10	T20 - T23	T22 - T25
All engines	COL:black, Conn. nr. 2, switch press. 1.2-1.6 bar, thread M10x1.0	7.0168			
All engines	aut., COL:black, Conn. nr. 2, thread M12x1.5, without adapter		7.6215		
All engines	COL:brown, Conn. nr. 2, man., without adapter		7.6266		
All engines	COL:black, Conn. nr. 4, LHD			7.1228 T20	
All engines	Conn. nr. 4, RHD, thread M12x1.5			7.1229 T20	
All engines					7.1309 T22

				ENGINE
2.0 TFSI	Petrol	155	05/09->	CCZB

Engine	Information	S10	T10	T20 - T23	T22 - T25
All engines	COL:brown, Conn. nr. 1, spanner size 24, switch press. 0.55-0.85 bar, thread M10x1.0	7.0132			
All engines	COL:blue, Conn. nr. 2, switch press. 2.15-2.95 bar, thread M10x1.0	7.0192			
All engines	COL:black, Conn. nr. 4, LHD			7.1228 T20	

				ENGINE
1.2 TSI	Petrol	77	04/10->	CBZB

Engine	Information	S10	T10	T20 - T23	T22 - T25
All engines	COL:green, Conn. nr. 1, switch press. 0.3-0.6 bar, thread M10x1	7.0196			
All engines	aut., COL:black, Conn. nr. 2, thread M12x1.5, without adapter		7.6215		
All engines	COL:brown, Conn. nr. 2, man., without adapter		7.6266		
All engines	COL:black, Conn. nr. 4			7.1232 T20	
All engines					7.1309 T22

				ENGINE
1.4 16V	Petrol	63	10/06->	BXW, CGGB

Engine	Information	S10	T10	T20 - T23	T22 - T25
All engines	COL:green, Conn. nr. 1, spanner size 24, switch press. 0.3-0.6 bar, thread M10x1	7.0139			
All engines	aut., COL:black, Conn. nr. 2, thread M12x1.5, without adapter		7.6215		
All engines	COL:brown, Conn. nr. 2, man., without adapter		7.6266		
Eng. BXW	COL:black, Conn. nr. 4, LHD			7.1228 T20	
Eng. BXW	Conn. nr. 4, RHD, thread M12x1.5			7.1229 T20	
Eng. CGGB	+ABS, +ESP			7.1232 T20	
Eng. BXW	+cruise control				7.1220 T22
All engines					7.1309 T22


				ENGINE
1.4 TSI	Petrol	92	11/07->	CAXC

Engine	Information	S10	T10	T20 - T23	T22 - T25
All engines	-> 01/06/09, COL:green, Conn. nr. 1, spanner size 24, switch press. 0.3-0.6 bar, thread M10x1	7.0139			
All engines	01/07/09 ->, COL:green, Conn. nr. 1, switch press. 0.3-0.6 bar, thread M10x1	7.0196			
All engines	COL:brown, Conn. nr. 2, man., without adapter		7.6266		
All engines	-> 01/12/10, COL:black, Conn. nr. 4, LHD			7.1228 T20	
All engines	-> 01/12/10, Conn. nr. 4, RHD, thread M12x1.5			7.1229 T20	
All engines	01/01/11 ->, COL:black, Conn. nr. 4			7.1232 T20	
All engines	Conn. nr. 5				7.1309 T25

				ENGINE
1.6	Petrol	75	10/06->	BGU, BSE, BSF, CCSA, CMXA


Engine	Information	S10	T10	T20 - T23	T22 - T25
All engines	COL:black, Conn. nr. 1, switch press. 1.2-1.6 bar, thread M10x1.0	7.0135			
All engines	aut., COL:black, Conn. nr. 2, thread M12x1.5, without adapter		7.6215		
All engines	COL:brown, Conn. nr. 2, man., without adapter		7.6266		
All engines	COL:black, Conn. nr. 4, LHD			7.1228 T20	
All engines	Conn. nr. 4, RHD, thread M12x1.5			7.1229 T20	

S10 OIL PRESSURE WARNING LIGHT SWITCH	T10 REVERSING LIGHT SWITCH	T20 BRAKE LIGHT SWITCH
T22 SWITCH CLUTCH CONTROL (CRUISE CONTROL)	T23 SWITCH BRAKE ACTUATION (ENGINE TIMING)	T25 SWITCH CLUTCH CONTROL (ENGINE CONTROL)

				FUNCTIONS ON THE VEHICLE					
Vehicle	alim.	kW	Date	Engine	 S10	 T10	 T20 - T23	 T22 - T25	
				ENGINE					
1.6	Petrol	75	10/06->	BGU, BSE, BSF, CCSA, CMXA					
				ENGINE					
				Engine	Information	S10	T10	T20 - T23	T22 - T25
				Eng. BSE, BSF, CCSA, CMXA				7.1309	T22
				ENGINE					
1.6 LPG	Petrol/ Petro- leum Gas (LPG)	75	09/09->	CHGA					
				ENGINE					
				Engine	Information	S10	T10	T20 - T23	T22 - T25
				All engines	COL:black, Conn. nr. 1, switch press. 1.2-1.6 bar, thread M10x1.0	7.0135			
				All engines	aut., COL:black, Conn. nr. 2, thread M12x1.5, without adapter		7.6215		
				All engines	COL:brown, Conn. nr. 2, man., without adapter		7.6266		
				All engines	COL:black, Conn. nr. 4, LHD			7.1228	T20
				All engines	Conn. nr. 4, RHD, thread M12x1.5			7.1229	T20
				All engines				7.1309	T22
				ENGINE					
1.6 Multifuel	Petrol/ Ethanol	75	10/06->	BSE, BSF, CCSA, CMXA					
				ENGINE					
				Engine	Information	S10	T10	T20 - T23	T22 - T25
				All engines	COL:black, Conn. nr. 1, switch press. 1.2-1.6 bar, thread M10x1.0	7.0135			
				All engines	COL:brown, Conn. nr. 2, without adapter		7.6266		
				All engines	-> 01/12/10, COL:black, Conn. nr. 4, LHD			7.1228	T20
				All engines	01/01/11 ->, COL:black, Conn. nr. 4			7.1232	T20
				Eng. CCSA				7.1309	T22
				ENGINE					
1.6 TDI	Diesel	66	11/10->	CAYB					
				ENGINE					
				Engine	Information	S10	T10	T20 - T23	T22 - T25
				All engines	COL:green, Conn. nr. 1, spanner size 24, switch press. 0.3-0.6 bar, thread M10x1	7.0139			
				All engines	COL:brown, Conn. nr. 2, without adapter		7.6266		
				All engines	COL:black, Conn. nr. 4			7.1232	T20
				All engines				7.1309	T22
				ENGINE					
1.6 TDI	Diesel	77	10/09->	CAYC					
				ENGINE					
				Engine	Information	S10	T10	T20 - T23	T22 - T25
				All engines	COL:green, Conn. nr. 1, spanner size 24, switch press. 0.3-0.6 bar, thread M10x1	7.0139			
				All engines	aut., COL:black, Conn. nr. 2, thread M12x1.5, without adapter		7.6215		
				All engines	COL:brown, Conn. nr. 2, man., without adapter		7.6266		
				All engines	COL:black, Conn. nr. 4			7.1232	T20
				All engines				7.1309	T22
				ENGINE					
1.8 TFSI	Petrol	118	01/07->	BYT, BZB, CDAA					
				ENGINE					
				Engine	Information	S10	T10	T20 - T23	T22 - T25
				All engines	COL:black, Conn. nr. 1, switch press. 1.2-1.6 bar, thread M10x1.0	7.0135			
				Eng. CDAA	COL:blue, Conn. nr. 2, switch press. 2.15-2.95 bar, thread M10x1.0	7.0192			
				All engines	aut., COL:black, Conn. nr. 2, thread M12x1.5, without adapter		7.6215		
				All engines	COL:brown, Conn. nr. 2, man., without adapter		7.6266		
				All engines	COL:black, Conn. nr. 4, LHD			7.1228	T20
				All engines	Conn. nr. 4, RHD, thread M12x1.5			7.1229	T20
				All engines				7.1309	T22
				ENGINE					
1.9 TDI	Diesel	66	08/09->	BXF					
				ENGINE					
				Engine	Information	S10	T10	T20 - T23	T22 - T25
				All engines	COL:brown, Conn. nr. 1, spanner size 24, switch press. 0.55-0.85 bar, thread M10x1.0	7.0132			
				All engines	aut., COL:black, Conn. nr. 2, thread M12x1.5, without adapter		7.6215		
				All engines	COL:brown, Conn. nr. 2, man., without adapter		7.6266		
				All engines	COL:black, Conn. nr. 4, LHD			7.1228	T20
				All engines	Conn. nr. 4, RHD, thread M12x1.5			7.1229	T20
				All engines				7.1309	T22

S10	OIL PRESSURE WARNING LIGHT SWITCH	T10	REVERSING LIGHT SWITCH	T20	BRAKE LIGHT SWITCH
T22	SWITCH CLUTCH CONTROL (CRUISE CONTROL)	T23	SWITCH BRAKE ACTUATION (ENGINE TIMING)	T25	SWITCH CLUTCH CONTROL (ENGINE CONTROL)

FUNCTIONS ON THE VEHICLE

Vehicle	alim.	kW	Date	Engine	 S10	 T10	 T20 - T23	 T22 - T25
---------	-------	----	------	--------	---	---	--	---

ENGINE				
1.9 TDI	Diesel	77	10/06->	BKC, BLS, BXE

Engine	Information	S10	T10	T20 - T23	T22 - T25
All engines	COL: brown, Conn. nr. 1, spanner size 24, switch press. 0.55-0.85 bar, thread M10x1.0	7.0132			
All engines	aut., COL: black, Conn. nr. 2, thread M12x1.5, without adapter		7.6215		
All engines	COL: brown, Conn. nr. 2, man., without adapter		7.6266		
All engines	COL: black, Conn. nr. 4, LHD			7.1228	T20
All engines	Conn. nr. 4, RHD, thread M12x1.5			7.1229	T20
All engines					7.1309 T22

ENGINE				
1.9 TDI 4x4	Diesel	77	06/09-12/10	BLS

Engine	Information	S10	T10	T20 - T23	T22 - T25
All engines	COL: brown, Conn. nr. 1, spanner size 24, switch press. 0.55-0.85 bar, thread M10x1.0	7.0132			
All engines	COL: brown, Conn. nr. 2, without adapter		7.6266		
All engines	COL: black, Conn. nr. 4, LHD			7.1228	T20
All engines	Conn. nr. 4, RHD, thread M12x1.5			7.1229	T20
All engines					7.1309 T22

ENGINE				
2.0 FSI	Petrol	110	10/06-03/09	BVY, BVZ

Engine	Information	S10	T10	T20 - T23	T22 - T25
All engines	COL: black, Conn. nr. 2, switch press. 1.2-1.6 bar, thread M10x1.0	7.0168			
All engines	aut., COL: black, Conn. nr. 2, thread M12x1.5, without adapter		7.6215		
All engines	COL: brown, Conn. nr. 2, man., without adapter		7.6266		
All engines	COL: black, Conn. nr. 4, LHD			7.1228	T20
All engines	Conn. nr. 4, RHD, thread M12x1.5			7.1229	T20
All engines					7.1309 T22

ENGINE				
2.0 TDI	Diesel	100	11/06-03/09	AZV

Engine	Information	S10	T10	T20 - T23	T22 - T25
All engines	COL: brown, Conn. nr. 1, spanner size 24, switch press. 0.55-0.85 bar, thread M10x1.0	7.0132			
All engines	aut., COL: black, Conn. nr. 2, thread M12x1.5, without adapter		7.6215		
All engines	COL: brown, Conn. nr. 2, man., without adapter		7.6266		
All engines	COL: black, Conn. nr. 4			7.1232	T20
All engines	Conn. nr. 5				7.1309 T22

ENGINE				
2.0 TDI	Diesel	103	10/06->	BMM

Engine	Information	S10	T10	T20 - T23	T22 - T25
All engines	COL: black, Conn. nr. 1, switch press. 1.2-1.6 bar, thread M10x1.0	7.0135			
All engines	aut., COL: black, Conn. nr. 2, thread M12x1.5, without adapter		7.6215		
All engines	COL: brown, Conn. nr. 2, man., without adapter		7.6266		
All engines	COL: black, Conn. nr. 4, LHD			7.1228	T20
All engines	Conn. nr. 4, RHD, thread M12x1.5			7.1229	T20
All engines	COL: black, Conn. nr. 4			7.1232	T20
All engines					7.1309 T22

ENGINE				
2.0 TDI	Diesel	125	06/07->	BMN, CEGA

Engine	Information	S10	T10	T20 - T23	T22 - T25
All engines	COL: brown, Conn. nr. 1, spanner size 24, switch press. 0.55-0.85 bar, thread M10x1.0	7.0132			
All engines	aut., COL: black, Conn. nr. 2, thread M12x1.5, without adapter		7.6215		
All engines	COL: brown, Conn. nr. 2, man., without adapter		7.6266		
All engines	COL: black, Conn. nr. 4, LHD			7.1228	T20
Eng. BMN	Conn. nr. 4, RHD, thread M12x1.5			7.1229	T20
Eng. CEGA	COL: black, Conn. nr. 4			7.1232	T20
All engines					7.1309 T22

ENGINE				
2.0 TDI 16V	Diesel	103	10/06->	BKD, CFHC

Engine	Information	S10	T10	T20 - T23	T22 - T25
Eng. BKD	COL: brown, Conn. nr. 1, spanner size 24, switch press. 0.55-0.85 bar, thread M10x1.0	7.0132			

S10 OIL PRESSURE WARNING LIGHT SWITCH	T10 REVERSING LIGHT SWITCH	T20 BRAKE LIGHT SWITCH
T22 SWITCH CLUTCH CONTROL (CRUISE CONTROL)	T23 SWITCH BRAKE ACTUATION (ENGINE TIMING)	T25 SWITCH CLUTCH CONTROL (ENGINE CONTROL)

FUNCTIONS ON THE VEHICLE

Vehicle	alim.	kW	Date	Engine	 S10	 T10	 T20 - T23	 T22 - T25
---------	-------	----	------	--------	---	---	--	---

ENGINE				
2.0 TDI 16V	Diesel	103	10/06->	BKD, CFHC

Engine	Information	S10	T10	T20 - T23	T22 - T25
Eng. CFHC	COL:green, Conn. nr. 1, spanner size 24, switch press. 0.3-0.6 bar, thread M10x1	7.0139			
All engines	COL:brown, Conn. nr. 2, without adapter		7.6266		
All engines	COL:black, Conn. nr. 4			7.1232 T20	
Eng. CFHC					7.1309 T22
Eng. BKD	Conn. nr. 5				7.1309 T25

ENGINE				
2.0 TDI 16V 4x4	Diesel	103	10/10->	CFHC

Engine	Information	S10	T10	T20 - T23	T22 - T25
All engines	COL:green, Conn. nr. 1, spanner size 24, switch press. 0.3-0.6 bar, thread M10x1	7.0139			
All engines	COL:brown, Conn. nr. 2, without adapter		7.6266		
All engines	COL:black, Conn. nr. 4			7.1232 T20	
All engines	Conn. nr. 5				7.1309 T25

ENGINE				
2.0 TDI 4x4	Diesel	103	06/07->	BMM

Engine	Information	S10	T10	T20 - T23	T22 - T25
All engines	COL:black, Conn. nr. 1, switch press. 1.2-1.6 bar, thread M10x1.0	7.0135			
All engines	aut., COL:black, Conn. nr. 2, thread M12x1.5, without adapter		7.6215		
All engines	COL:brown, Conn. nr. 2, man., without adapter		7.6266		
All engines	COL:black, Conn. nr. 4, LHD			7.1228 T20	
All engines	Conn. nr. 4, RHD, thread M12x1.5			7.1229 T20	
All engines	COL:black, Conn. nr. 4			7.1232 T20	
All engines					7.1309 T22

ENGINE				
2.0 TDI 4x4	Diesel	125	06/07->	BMN, CEGA, CFJA

Engine	Information	S10	T10	T20 - T23	T22 - T25
All engines	COL:brown, Conn. nr. 1, spanner size 24, switch press. 0.55-0.85 bar, thread M10x1.0	7.0132			
All engines	COL:black, Conn. nr. 1, switch press. 1.2-1.6 bar, thread M10x1.0	7.0135			
All engines	COL:brown, Conn. nr. 2, man., without adapter		7.6266		
Eng. BMN	COL:black, Conn. nr. 4			7.1228 T20	
All engines	COL:black, Conn. nr. 4			7.1232 T20	
All engines	Conn. nr. 5				7.1309 T25

ENGINE				
2.0 TFSI	Petrol	147	10/06-05/09	BWA

Engine	Information	S10	T10	T20 - T23	T22 - T25
All engines	COL:black, Conn. nr. 2, switch press. 1.2-1.6 bar, thread M10x1.0	7.0168			
All engines	aut., COL:black, Conn. nr. 2, thread M12x1.5, without adapter		7.6215		
All engines	COL:brown, Conn. nr. 2, man., without adapter		7.6266		
All engines	COL:black, Conn. nr. 4, LHD			7.1228 T20	
All engines	Conn. nr. 4, RHD, thread M12x1.5			7.1229 T20	
All engines	COL:black, Conn. nr. 4			7.1232 T20	
All engines	Conn. nr. 5				7.1309 T22

ENGINE				
2.0 TFSI 4x4	Petrol	147	06/07-05/09	BWA

Engine	Information	S10	T10	T20 - T23	T22 - T25
All engines	COL:black, Conn. nr. 2, switch press. 1.2-1.6 bar, thread M10x1.0	7.0168			
All engines	aut., COL:black, Conn. nr. 2, thread M12x1.5, without adapter		7.6215		
All engines	COL:brown, Conn. nr. 2, man., without adapter		7.6266		
All engines	COL:black, Conn. nr. 4, LHD			7.1228 T20	
All engines	Conn. nr. 4, RHD, thread M12x1.5			7.1229 T20	
All engines					7.1309 T22

ENGINE				
2.0 TFSI 4x4	Petrol	155	05/09->	CCZB

Engine	Information	S10	T10	T20 - T23	T22 - T25
All engines	COL:brown, Conn. nr. 1, spanner size 24, switch press. 0.55-0.85 bar, thread M10x1.0	7.0132			
All engines	COL:blue, Conn. nr. 2, switch press. 2.15-2.95 bar, thread M10x1.0	7.0192			

S10 OIL PRESSURE WARNING LIGHT SWITCH	T10 REVERSING LIGHT SWITCH	T20 BRAKE LIGHT SWITCH
T22 SWITCH CLUTCH CONTROL (CRUISE CONTROL)	T23 SWITCH BRAKE ACTUATION (ENGINE TIMING)	T25 SWITCH CLUTCH CONTROL (ENGINE CONTROL)

FUNCTIONS ON THE VEHICLE

Vehicle	alim.	kW	Date	Engine	 S10	 T10	 T20 - T23	 T22 - T25
---------	-------	----	------	--------	---	---	--	---

				ENGINE
2.0 TFSI 4x4	Petrol	155	05/09->	CCZB

Engine	Information	S10	T10	T20 - T23	T22 - T25
All engines	aut., COL:black, Conn. nr. 2, thread M12x1.5, without adapter		7.6215		
All engines	COL:brown, Conn. nr. 2, man., without adapter		7.6266		
All engines	COL:black, Conn. nr. 4, LHD			7.1228 T20	
All engines					7.1309 T22

				ENGINE
1.0 TSI	Petrol	70	07/17->	CHZL

Engine	Information	S10	T10	T20 - T23	T22 - T25
All engines	COL:black, Conn. nr. 4			7.1232 T20	
All engines					7.1311 T22

				ENGINE
1.0 TSI	Petrol	85	07/17->	CHZJ, DKJA

Engine	Information	S10	T10	T20 - T23	T22 - T25
All engines	COL:brown, Conn. nr. 2, without adapter		7.6266		
All engines	COL:black, Conn. nr. 4			7.1232 T20	
All engines					7.1311 T22

				ENGINE
1.5 TSI	Petrol	110	07/17->	DADA

Engine	Information	S10	T10	T20 - T23	T22 - T25
All engines	COL:brown, Conn. nr. 2, without adapter		7.6266		
All engines	COL:black, Conn. nr. 4			7.1232 T20	
All engines					7.1311 T22

				ENGINE
1.6 TDI	Diesel	70	11/17->	DGTD

Engine	Information	S10	T10	T20 - T23	T22 - T25
All engines	COL:black, Conn. nr. 2, thread M12x1.5, without adapter		7.6215		
All engines	COL:brown, Conn. nr. 2, without adapter		7.6266		
All engines	COL:black, Conn. nr. 4			7.1232 T20	
All engines					7.1311 T22

				ENGINE
1.6 TDI	Diesel	85	07/17->	DGTA

Engine	Information	S10	T10	T20 - T23	T22 - T25
All engines	COL:brown, Conn. nr. 2, without adapter		7.6266		
All engines	COL:black, Conn. nr. 4			7.1232 T20	
All engines					7.1311 T22

				ENGINE
1.0	Petrol	37	05/97-06/04	AER, AHT, ALD, ALL, ANV, AUC

Engine	Information	S10	T10	T20 - T23	T22 - T25
Eng. AER, ALL	COL:green, Conn. nr. 1, spanner size 24, switch press. 0.5 bar, thread M10x1.0	7.0138			
Eng. ALD, ANV, AUC	COL:green, Conn. nr. 1, spanner size 24, switch press. 0.3-0.6 bar, thread M10x1	7.0139			
Eng. AHT	COL:black, Conn. nr. 1, thread M16x1.5	7.0140			
All engines	-> 01/11/99, ->ch. 6H-Y-005 921, Conn. nr. 2, ext.thread M 12 x 1, 5 mm, spanner size 21, thread M12x1.5, without adapter		7.6125		
All engines	01/12/99 ->, ch. 6H-Y-005 922 ->, COL:black, Conn. nr. 2, ext.thread M 12 x 1, 5 mm, thread M12x1.5, without adapter		7.6215		
All engines	Conn. nr. 2, ext.thread M 14 x 1 mm, thread M14x1.0		7.6216		
All engines	-> 01/09/01, ->ch. 6H-2-009 068, Conn. nr. 2			7.1055 T20	
All engines	01/10/01 ->, ch. 6H-2-009 069 ->, Conn. nr. 4			7.1229 T20	

				ENGINE
1.4	Petrol	44	05/97-06/04	AEX, AKK, AKV, ANW, APQ, AUD

Engine	Information	S10	T10	T20 - T23	T22 - T25
Eng. AEX, AKV, APQ	COL:green, Conn. nr. 1, spanner size 24, switch press. 0.5 bar, thread M10x1.0	7.0138			
Eng. AKK, ANW, AUD	COL:green, Conn. nr. 1, spanner size 24, switch press. 0.3-0.6 bar, thread M10x1	7.0139			
All engines	-> 01/11/99, Conn. nr. 2, spanner size 21, thread M12x1.5, without adapter		7.6125		
All engines	01/12/99 ->, COL:black, Conn. nr. 2, thread M12x1.5, without adapter		7.6215		

S10 OIL PRESSURE WARNING LIGHT SWITCH	T10 REVERSING LIGHT SWITCH	T20 BRAKE LIGHT SWITCH
T22 SWITCH CLUTCH CONTROL (CRUISE CONTROL)	T23 SWITCH BRAKE ACTUATION (ENGINE TIMING)	T25 SWITCH CLUTCH CONTROL (ENGINE CONTROL)

FUNCTIONS ON THE VEHICLE

Vehicle	alim.	kW	Date	Engine	 S10	 T10	 T20 - T23	 T22 - T25
---------	-------	----	------	--------	---	---	--	---

				ENGINE
1.4	Petrol	44	05/97-06/04	AEX, AKK, AKV, ANW, APQ, AUD

Engine	Information	S10	T10	T20 - T23	T22 - T25
All engines	Conn. nr. 2, thread M14x1.0		7.6216		
All engines	-> 01/09/01, Conn. nr. 2			7.1055 T20	
All engines	01/10/01 ->, Conn. nr. 4			7.1229 T20	

				ENGINE
1.4 16V	Petrol	74	01/00-06/04	AFK, AQQ, AUB

Engine	Information	S10	T10	T20 - T23	T22 - T25
All engines	COL:green, Conn. nr. 1, spanner size 24, switch press. 0.3-0.6 bar, thread M10x1	7.0139			
All engines	-> 01/11/99, Conn. nr. 2, spanner size 21, thread M12x1.5, without adapter		7.6125		
All engines	01/12/99 ->, COL:black, Conn. nr. 2, thread M12x1.5, without adapter		7.6215		
All engines	Conn. nr. 2, thread M14x1.0		7.6216		
All engines	-> 01/09/01, Conn. nr. 2			7.1055 T20	
All engines	01/10/01 ->, Conn. nr. 4			7.1229 T20	

				ENGINE
1.4 TDI	Diesel	55	01/00-06/04	AMF

Engine	Information	S10	T10	T20 - T23	T22 - T25
All engines	COL:brown, Conn. nr. 1, spanner size 24, switch press. 0.55-0.85 bar, thread M10x1.0	7.0132			
All engines	-> 01/11/99, Conn. nr. 2, spanner size 21, thread M12x1.5, without adapter		7.6125		
All engines	01/12/99 ->, COL:black, Conn. nr. 2, thread M12x1.5, without adapter		7.6215		
All engines	Conn. nr. 2, thread M14x1.0		7.6216		
All engines	-> 01/09/01, Conn. nr. 2			7.1055 T20	
All engines	01/10/01 ->, Conn. nr. 4			7.1229 T20	
All engines	->ch. 6H-3-012 496				7.1143 T22
All engines	ch. 6H-3-012 497 ->				7.1220 T22

				ENGINE
1.7 SDI	Diesel	44	08/97-06/04	AKU

Engine	Information	S10	T10	T20 - T23	T22 - T25
All engines	COL:brown, Conn. nr. 1, spanner size 24, switch press. 0.55-0.85 bar, thread M10x1.0	7.0132			
All engines	-> 01/11/99, Conn. nr. 2, spanner size 21, thread M12x1.5, without adapter		7.6125		
All engines	01/12/99 ->, COL:black, Conn. nr. 2, thread M12x1.5, without adapter		7.6215		
All engines	Conn. nr. 2, thread M14x1.0		7.6216		
All engines	-> 01/09/01, Conn. nr. 2			7.1055 T20	
All engines	01/10/01 ->, Conn. nr. 4			7.1229 T20	
All engines	->ch. 6H-3-012 496				7.1143 T22
All engines	ch. 6H-3-012 497 ->				7.1220 T22

ATECA

				ENGINE
1.0 TSI	Petrol	85	05/16->	CHZJ

Engine	Information	S10	T10	T20 - T23	T22 - T25
All engines	COL:black, Conn. nr. 2, t.tnr. RSP/RSR, thread M12x1.5, without adapter		7.6215		
All engines	COL:brown, Conn. nr. 2, t.tnr. RMJ/QFZ, without adapter		7.6266		
All engines	COL:black, Conn. nr. 4			7.1232 T20	

				ENGINE
1.4 TSI	Petrol	110	06/16->	CZEA





Engine	Information	S10	T10	T20 - T23	T22 - T25
All engines	COL:green, Conn. nr. 1, spanner size 24, switch press. 0.3-0.6 bar, thread M10x1	7.0139			
All engines	COL:blue, Conn. nr. 2, switch press. 2.15-2.95 bar, thread M10x1.0	7.0192			
All engines	COL:black, Conn. nr. 2, t.tnr. RSP/RSR, thread M12x1.5, without adapter		7.6215		
All engines	COL:brown, Conn. nr. 2, t.tnr. RMJ/QFZ, without adapter		7.6266		
All engines	COL:black, Conn. nr. 4			7.1232 T20	

				ENGINE
1.4 TSI 4Drive	Petrol	110	06/16->	CZEA

Engine	Information	S10	T10	T20 - T23	T22 - T25
All engines	COL:green, Conn. nr. 1, spanner size 24, switch press. 0.3-0.6 bar, thread M10x1	7.0139			

S10 OIL PRESSURE WARNING LIGHT SWITCH	T10 REVERSING LIGHT SWITCH	T20 BRAKE LIGHT SWITCH
T22 SWITCH CLUTCH CONTROL (CRUISE CONTROL)	T23 SWITCH BRAKE ACTUATION (ENGINE TIMING)	T25 SWITCH CLUTCH CONTROL (ENGINE CONTROL)

FUNCTIONS ON THE VEHICLE

Vehicle	alim.	kW	Date	Engine	 S10	 T10	 T20 - T23	 T22 - T25
---------	-------	----	------	--------	---	---	--	---

				ENGINE
1.4 TSI 4Drive	Petrol	110	06/16->	CZEA

Engine	Information	S10	T10	T20 - T23	T22 - T25
All engines	COL:blue, Conn. nr. 2, switch press. 2.15-2.95 bar, thread M10x1.0	7.0192			
All engines	COL:black, Conn. nr. 2, thread M12x1.5, without adapter		7.6215		
All engines	COL:brown, Conn. nr. 2, without adapter		7.6266		
All engines	COL:black, Conn. nr. 4			7.1232	T20

				ENGINE
1.6 TDI	Diesel	85	04/16->	DDYA, DGTE

Engine	Information	S10	T10	T20 - T23	T22 - T25
All engines	COL:black, Conn. nr. 2, t.tnr. RSP/RSR, thread M12x1.5, without adapter		7.6215		
All engines	COL:brown, Conn. nr. 2, t.tnr. RMJ/QFZ, without adapter		7.6266		
All engines	COL:black, Conn. nr. 4			7.1232	T20

				ENGINE
2.0 TDI	Diesel	110	04/16->	DFFA

Engine	Information	S10	T10	T20 - T23	T22 - T25
All engines	COL:black, Conn. nr. 2, t.tnr. RSP/RSR, thread M12x1.5, without adapter		7.6215		
All engines	COL:brown, Conn. nr. 2, t.tnr. RMJ/QFZ, without adapter		7.6266		
All engines	COL:black, Conn. nr. 4			7.1232	T20

				ENGINE
2.0 TDI	Diesel	81	10/16->	CRVA

Engine	Information	S10	T10	T20 - T23	T22 - T25
All engines	COL:black, Conn. nr. 4			7.1232	T20

				ENGINE
2.0 TDI 4Drive	Diesel	110	04/16->	DFFA

Engine	Information	S10	T10	T20 - T23	T22 - T25
All engines	COL:black, Conn. nr. 2, t.tnr. RSP/RSR, thread M12x1.5, without adapter		7.6215		
All engines	COL:brown, Conn. nr. 2, t.tnr. RMJ/QFZ, without adapter		7.6266		
All engines	COL:black, Conn. nr. 4			7.1232	T20

				ENGINE
2.0 TDI 4Drive	Diesel	140	06/16->	DFHA

Engine	Information	S10	T10	T20 - T23	T22 - T25
All engines	COL:black, Conn. nr. 4			7.1232	T20

				ENGINE
2.0 TSI 4Drive	Petrol	140	05/17->	CZPB

Engine	Information	S10	T10	T20 - T23	T22 - T25
All engines	COL:black, Conn. nr. 4			7.1232	T20

CORDOBA I

				ENGINE
1.0 16V	Petrol	51	05/00-10/02	AST, AVZ

Engine	Information	S10	T10	T20 - T23	T22 - T25
All engines		7.0139			
All engines	see connection type		7.6125, 7.6215		
All engines	pole nr. 2			7.1129	T20
All engines	pole nr. 4			7.1230	T20

				ENGINE
1.0 CL	Petrol	33	02/93-06/96	AAU

Engine	Information	S10	T10	T20 - T23	T22 - T25
All engines	COL:black	7.0046			
All engines	COL:blue	7.0108			
All engines	man 5 speed		7.6125		
All engines	man 4 speed		7.6126		
All engines				7.1129	T20

				ENGINE
1.0 i	Petrol	37	09/96-10/02	AER

Engine	Information	S10	T10	T20 - T23	T22 - T25
All engines		7.0108	7.6125	7.1129	T20

S10 OIL PRESSURE WARNING LIGHT SWITCH	T10 REVERSING LIGHT SWITCH	T20 BRAKE LIGHT SWITCH
T22 SWITCH CLUTCH CONTROL (CRUISE CONTROL)	T23 SWITCH BRAKE ACTUATION (ENGINE TIMING)	T25 SWITCH CLUTCH CONTROL (ENGINE CONTROL)

				FUNCTIONS ON THE VEHICLE				
Vehicle	alim.	kW	Date	Engine	 S10	 T10	 T20 - T23	 T22 - T25
ENGINE								
1.3	Petrol	40	02/93-08/94	2G, AAV				
Engine	Information			S10	T10	T20 - T23	T22 - T25	
All engines	COL:black			7.0046				
All engines	COL:blue			7.0108				
All engines	man 5 speed				7.6125			
All engines	man 4 speed				7.6126			
All engines						7.1129	T20	
ENGINE								
1.4	Petrol	40	12/97-04/99	ANX				
Engine	Information			S10	T10	T20 - T23	T22 - T25	
All engines	->ch. 6K-X-068 400, COL:blue			7.0108				
All engines	ch. 6K-X-068 401 ->, COL:blue			7.0133				
All engines	man 5 speed				7.6125			
All engines						7.1129	T20	
ENGINE								
1.4 16V	Petrol	55	06/99-12/02	APE, AUA				
Engine	Information			S10	T10	T20 - T23	T22 - T25	
All engines				7.0139				
All engines	COL:black, see connection type				7.6125, 7.6215			
All engines	pole nr. 2					7.1129	T20	
All engines	pole nr. 4					7.1230	T20	
ENGINE								
1.4 i	Petrol	44	06/94-12/02	ABD, AEX, AKV, APQ				
Engine	Information			S10	T10	T20 - T23	T22 - T25	
Eng. AEX	COL:grey			7.0095				
All engines	->ch. 6K-X-068 400, COL:blue			7.0108				
Eng. AEX, AKV, APQ	ch. 6K-X-068 401 ->, COL:blue			7.0133				
All engines	man 5 speed				7.6125			
Eng. ABD, AEX	man 4 speed				7.6126			
All engines						7.1129	T20	
ENGINE								
1.4 i 16V	Petrol	74	09/96-10/02	AFH				
Engine	Information			S10	T10	T20 - T23	T22 - T25	
All engines				7.0108	7.6125	7.1129	T20	
ENGINE								
1.6 i	Petrol	55	02/93-12/02	1F, ABU, AEE, ALM				
Engine	Information			S10	T10	T20 - T23	T22 - T25	
Eng. ABU	COL:black			7.0046				
Eng. ABU	COL:grey			7.0095				
All engines	COL:blue			7.0108				
All engines	man 5 speed, see connection type				7.6125			
Eng. 1F, ABU	man 4 speed				7.6126			
Eng. ALM	see connection type				7.6215			
All engines	pole nr. 2					7.1129	T20	
Eng. ALM	pole nr. 4					7.1230	T20	
ENGINE								
1.6 i	Petrol	74	07/96-12/02	AFT, AKL				
Engine	Information			S10	T10	T20 - T23	T22 - T25	
Eng. AFT	->ch. 6K-X-068 400, COL:white			7.0045				
Eng. AFT	->ch. 6K-X-068 400, COL:blue			7.0108				
Eng. AFT	ch. 6K-X-068 401 ->, COL:blue			7.0133				
Eng. AKL				7.0135				
Eng. AFT	ch. 6K-X-068 401 ->, COL:white			7.0136				
All engines	man 5 speed, see connection type				7.6125			
Eng. AFT	man 4 speed				7.6126			
Eng. AKL	see connection type				7.6215			
All engines	pole nr. 2					7.1129	T20	
Eng. AKL	pole nr. 4					7.1230	T20	

S10	OIL PRESSURE WARNING LIGHT SWITCH	T10	REVERSING LIGHT SWITCH	T20	BRAKE LIGHT SWITCH
T22	SWITCH CLUTCH CONTROL (CRUISE CONTROL)	T23	SWITCH BRAKE ACTUATION (ENGINE TIMING)	T25	SWITCH CLUTCH CONTROL (ENGINE CONTROL)

FUNCTIONS ON THE VEHICLE

Vehicle	alim.	kW	Date	Engine	 S10	 T10	 T20 - T23	 T22 - T25
---------	-------	----	------	--------	---	---	--	---

ENGINE				
1.8 i	Petrol	66	02/93-09/02	ABS, ACC, ADZ

Engine	Information	S10	T10	T20 - T23	T22 - T25
Eng. ABS	COL:white	7.0045			
All engines	COL:blue	7.0108			
All engines	01/07/96 ->, man 5 speed		7.6125		
All engines	-> 30/06/96, man 4 speed		7.6126		
All engines				7.1129 T20	

ENGINE				
1.8 i 16V	Petrol	95	10/93-08/96	ADL

Engine	Information	S10	T10	T20 - T23	T22 - T25
All engines		7.0108		7.1129 T20	
All engines	man 5 speed		7.6125		
All engines	man 4 speed		7.6126		

ENGINE				
1.8 T 20V Cupra	Petrol	115	07/00-10/02	AQX

Engine	Information	S10	T10	T20 - T23	T22 - T25
All engines		7.0135	7.6193		
All engines	pole nr. 2			7.1129 T20	
All engines	pole nr. 4			7.1230 T20	

ENGINE				
1.9 D	Diesel	47	01/96-08/96	1Y

Engine	Information	S10	T10	T20 - T23	T22 - T25
All engines	->ch. 6K-X-068 400, COL:grey	7.0095			
All engines	COL:blue	7.0108			
All engines	ch. 6K-X-068 401 ->, COL:grey	7.0134			
All engines	no specific info conc. application available		7.6125, 7.6193		
All engines	pole nr. 2			7.1129 T20	

ENGINE				
1.9 D	Diesel	50	02/93-08/96	1Y

Engine	Information	S10	T10	T20 - T23	T22 - T25
All engines	->ch. 6K-X-068 400, COL:grey	7.0095			
All engines	COL:blue	7.0108			
All engines	ch. 6K-X-068 401 ->, COL:grey	7.0134			
All engines	no specific info conc. application available		7.6125, 7.6193		
All engines	pole nr. 2			7.1129 T20	

ENGINE				
1.9 SDI	Diesel	47	08/96-06/99	AEY

Engine	Information	S10	T10	T20 - T23	T22 - T25
All engines	COL:grey	7.0095			
All engines	->ch. 6K-X-068 400, COL:blue	7.0108			
All engines	COL:brown	7.0132			
All engines	ch. 6K-X- 068 401 ->, COL:blue	7.0133			
All engines	no specific info conc. application available		7.6125, 7.6193		
All engines	pole nr. 2			7.1129 T20	





ENGINE				
1.9 SDI	Diesel	50	06/99-12/02	AGP, AQM

Engine	Information	S10	T10	T20 - T23	T22 - T25
All engines	COL:brown	7.0132			
All engines	no specific info conc. application available		7.6125, 7.6215		
All engines	pole nr. 2			7.1129 T20	
All engines	pole nr. 4			7.1230 T20	

ENGINE				
1.9 TD	Diesel	55	02/93-08/96	AAZ

Engine	Information	S10	T10	T20 - T23	T22 - T25
All engines	COL:grey	7.0095			
All engines	COL:blue	7.0108			
All engines	no specific info conc. application available		7.6125, 7.6193		
All engines				7.1129 T20	

S10 OIL PRESSURE WARNING LIGHT SWITCH	T10 REVERSING LIGHT SWITCH	T20 BRAKE LIGHT SWITCH
T22 SWITCH CLUTCH CONTROL (CRUISE CONTROL)	T23 SWITCH BRAKE ACTUATION (ENGINE TIMING)	T25 SWITCH CLUTCH CONTROL (ENGINE CONTROL)

Vehicle	alim.	kW	Date	Engine	FUNCTIONS ON THE VEHICLE			
					 S10	 T10	 T20 - T23	 T22 - T25

				ENGINE
1.9 TDI	Diesel	66	08/96-12/02	1Z, AHU, ALE

Engine	Information	S10	T10	T20 - T23	T22 - T25
All engines	->ch. 6K-X-068 400, COL:grey	7.0095			
All engines	->ch. 6K-X-068 400, COL:blue	7.0108			
Eng. AHU, ALE	ch. 6K-X-068 401 ->, COL:blue	7.0133			
Eng. AHU, ALE	ch. 6K-X-068 401 ->, COL:grey	7.0134			
All engines			7.6193		
All engines	pole nr. 2			7.1129	T20

				ENGINE
1.9 TDI	Diesel	81	03/97-12/02	AFN

Engine	Information	S10	T10	T20 - T23	T22 - T25
All engines	->ch. 6K-X-068 400, COL:grey	7.0095			
All engines	->ch. 6K-X-068 400, COL:blue	7.0108			
All engines	ch. 6K-X-068 401 ->, COL:blue	7.0133			
All engines	ch. 6K-X-068 401 ->, COL:grey	7.0134			
All engines			7.6193		
All engines	pole nr. 2			7.1129	T20

				ENGINE
2.0 i	Petrol	85	02/93-06/99	2E, AGG

Engine	Information	S10	T10	T20 - T23	T22 - T25
All engines	->ch. 6K-X-068 400, COL:white	7.0045			
All engines	->ch. 6K-X-068 400, COL:blue	7.0108			
Eng. AGG	ch. 6K-X-068 401 ->, COL:blue	7.0133			
Eng. AGG	ch. 6K-X-068 401 ->, COL:white	7.0136			
All engines	man 5 speed		7.6125		
Eng. 2E	man 4 speed		7.6126		
All engines				7.1129	T20

				ENGINE
2.0 i 16V	Petrol	110	08/96-06/99	ABF

Engine	Information	S10	T10	T20 - T23	T22 - T25
All engines	->ch. 6K-X-068 400	7.0108			
All engines	ch. 6K-X-068 401 ->	7.0133			
All engines	ext.thread M 12 x 1, 5 mm		7.6125		
All engines	ext.thread M 18 x 1, 5 mm		7.6126		
All engines	no specific info conc. application available		7.6193		
All engines				7.1129	T20

CORDOBA II

				ENGINE
1.2	Petrol	47	10/02-06/06	AZQ, BME

Engine	Information	S10	T10	T20 - T23	T22 - T25
All engines	COL:green, Conn. nr. 1, spanner size 24, switch press. 0.3-0.6 bar, thread M10x1	7.0139			
All engines	COL:black, Conn. nr. 2, t.nr. EWR/EWT/GGU/GGV/GVZ, thread M12x1.5, without adapter		7.6215		
All engines	COL:brown, Conn. nr. 2, t.nr. ESK/FJW/GEP/GET/GEU, t.nr. GEX/GEY/GJF/GJG/GKR, t.nr. GKT/GKU/GKW/GKX/GNP, t.nr. GRY/GRZ/GSA/GSB/GSC, t.nr. GSL/GSM/FSM, without adapter		7.6266		
All engines	COL:black, Conn. nr. 4			7.1228	T20
All engines					7.1220 T22

				ENGINE
1.2 12V	Petrol	51	05/06-11/09	BXV

Engine	Information	S10	T10	T20 - T23	T22 - T25
All engines		7.0139			7.1220 T22
All engines	COL:black, Conn. nr. 2, t.nr. EWR/EWT/GGU/GGV/GVZ, thread M12x1.5, without adapter		7.6215		
All engines	COL:brown, Conn. nr. 2, t.nr. ESK/FJW/GEP/GET/GEU, t.nr. GEX/GEY/GJF/GJG/GKR, t.nr. GKT/GKU/GKW/GKX/GNP, t.nr. GRY/GRZ/GSA/GSB/GSC, t.nr. GSL/GSM/FSM, without adapter		7.6266		
All engines	COL:black, Conn. nr. 4			7.1228	T20

				ENGINE
1.4 16V	Petrol	55	09/02-12/07	BBY, BKY

Engine	Information	S10	T10	T20 - T23	T22 - T25
All engines	COL:green, Conn. nr. 1, spanner size 24, switch press. 0.3-0.6 bar, thread M10x1	7.0139			
All engines	COL:black, Conn. nr. 2, t.nr. EWR/EWT/GGU/GGV/GVZ, thread M12x1.5, without adapter		7.6215		

S10 OIL PRESSURE WARNING LIGHT SWITCH	T10 REVERSING LIGHT SWITCH	T20 BRAKE LIGHT SWITCH
T22 SWITCH CLUTCH CONTROL (CRUISE CONTROL)	T23 SWITCH BRAKE ACTUATION (ENGINE TIMING)	T25 SWITCH CLUTCH CONTROL (ENGINE CONTROL)

FUNCTIONS ON THE VEHICLE

Vehicle	alim.	kW	Date	Engine	 S10	 T10	 T20 - T23	 T22 - T25
---------	-------	----	------	--------	---	---	--	---

ENGINE				
1.4 16V	Petrol	55	09/02-12/07	BBY, BKY

Engine	Information	S10	T10	T20 - T23	T22 - T25
All engines	COL: brown, Conn. nr. 2, t.nr. ESK/FJW/GEP/GET/GEU, t.nr. GEX/GEY/GJF/GJG/GKR, t.nr. GKT/GKU/GKW/GKX/GNP, t.nr. GRY/GRZ/GSA/GSB/GSC, t.nr. GSL/GSM/FSM, without adapter		7.6266		
All engines	COL: black, Conn. nr. 4			7.1228	T20
All engines					7.1220 T22

ENGINE				
1.4 16V	Petrol	59	05/06->	BUD

Engine	Information	S10	T10	T20 - T23	T22 - T25
All engines		7.0174		7.1228	T20
All engines	COL: black		7.6215		

ENGINE				
1.4 16V	Petrol	63	05/06-11/09	BXW

Engine	Information	S10	T10	T20 - T23	T22 - T25
All engines	COL: green, Conn. nr. 1, spanner size 24, switch press. 0.3-0.6 bar, thread M10x1	7.0139			
All engines	COL: black, Conn. nr. 2, t.nr. EWR/EWT/GGU/GGV/GVZ, thread M12x1.5, without adapter		7.6215		
All engines	COL: brown, Conn. nr. 2, t.nr. ESK/FJW/GEP/GET/GEU, t.nr. GEX/GEY/GJF/GJG/GKR, t.nr. GKT/GKU/GKW/GKX/GNP, t.nr. GRY/GRZ/GSA/GSB/GSC, t.nr. GSL/GSM/FSM, without adapter		7.6266		
All engines	COL: black, Conn. nr. 4			7.1228	T20
All engines					7.1220 T22

ENGINE				
1.4 16V	Petrol	74	10/02-11/09	BBZ

Engine	Information	S10	T10	T20 - T23	T22 - T25
All engines	COL: green, Conn. nr. 1, spanner size 24, switch press. 0.3-0.6 bar, thread M10x1	7.0139			
All engines	COL: black, Conn. nr. 2, t.nr. EWR/EWT/GGU/GGV/GVZ, thread M12x1.5, without adapter		7.6215		
All engines	COL: brown, Conn. nr. 2, t.nr. ESK/FJW/GEP/GET/GEU, t.nr. GEX/GEY/GJF/GJG/GKR, t.nr. GKT/GKU/GKW/GKX/GNP, t.nr. GRY/GRZ/GSA/GSB/GSC, t.nr. GSL/GSM/FSM, without adapter		7.6266		
All engines	COL: black, Conn. nr. 4			7.1228	T20
All engines					7.1220 T22

ENGINE				
1.4 TDI	Diesel	51	05/05-11/09	BNM

Engine	Information	S10	T10	T20 - T23	T22 - T25
All engines	COL: brown, Conn. nr. 1, spanner size 24, switch press. 0.55-0.85 bar, thread M10x1.0	7.0132			
All engines	COL: black, Conn. nr. 2, t.nr. EWR/EWT/GGU/GGV/GVZ, thread M12x1.5, without adapter		7.6215		
All engines	COL: brown, Conn. nr. 2, t.nr. ESK/FJW/GEP/GET/GEU, t.nr. GEX/GEY/GJF/GJG/GKR, t.nr. GKT/GKU/GKW/GKX/GNP, t.nr. GRY/GRZ/GSA/GSB/GSC, t.nr. GSL/GSM/FSM, without adapter		7.6266		
All engines	COL: black, Conn. nr. 4			7.1228	T20
All engines					7.1220 T22

ENGINE				
1.4 TDI	Diesel	55	10/02-12/05	AMF

Engine	Information	S10	T10	T20 - T23	T22 - T25
All engines	COL: brown, Conn. nr. 1, spanner size 24, switch press. 0.55-0.85 bar, thread M10x1.0	7.0132			
All engines	COL: black, Conn. nr. 2, t.nr. EWR/EWT/GGU/GGV/GVZ, thread M12x1.5, without adapter		7.6215		
All engines	COL: brown, Conn. nr. 2, t.nr. ESK/FJW/GEP/GET/GEU, t.nr. GEX/GEY/GJF/GJG/GKR, t.nr. GKT/GKU/GKW/GKX/GNP, t.nr. GRY/GRZ/GSA/GSB/GSC, t.nr. GSL/GSM/FSM, without adapter		7.6266		
All engines	COL: black, Conn. nr. 4			7.1228	T20
All engines					7.1220 T22

ENGINE				
1.4 TDI	Diesel	59	06/05-11/09	BMS, BNV

Engine	Information	S10	T10	T20 - T23	T22 - T25
All engines	COL: brown, Conn. nr. 1, spanner size 24, switch press. 0.55-0.85 bar, thread M10x1.0	7.0132			
All engines	COL: black, Conn. nr. 2, t.nr. EWR/EWT/GGU/GGV/GVZ, thread M12x1.5, without adapter		7.6215		
All engines	COL: brown, Conn. nr. 2, t.nr. ESK/FJW/GEP/GET/GEU, t.nr. GEX/GEY/GJF/GJG/GKR, t.nr. GKT/GKU/GKW/GKX/GNP, t.nr. GRY/GRZ/GSA/GSB/GSC, t.nr. GSL/GSM/FSM, without adapter		7.6266		
All engines	COL: black, Conn. nr. 4			7.1228	T20

S10 OIL PRESSURE WARNING LIGHT SWITCH	T10 REVERSING LIGHT SWITCH	T20 BRAKE LIGHT SWITCH
T22 SWITCH CLUTCH CONTROL (CRUISE CONTROL)	T23 SWITCH BRAKE ACTUATION (ENGINE TIMING)	T25 SWITCH CLUTCH CONTROL (ENGINE CONTROL)

				FUNCTIONS ON THE VEHICLE				
Vehicle	alim.	kW	Date	Engine	 S10	 T10	 T20 - T23	 T22 - T25
				ENGINE				
1.4 TDI	Diesel	59	06/05-11/09	BMS, BNV				
				ENGINE				
				ENGINE				
1.6	Petrol	74	04/03-11/09	BAH				
				ENGINE				
				ENGINE				
1.6 16V	Petrol	77	11/06-11/09	BTS				
				ENGINE				
				ENGINE				
1.9 SDI	Diesel	47	09/02-11/09	ASY				
				ENGINE				
				ENGINE				
1.9 TDI	Diesel	74	09/02-11/09	ATD, AXR, BMT				
				ENGINE				
				ENGINE				
1.9 TDI	Diesel	96	10/02-11/09	ASZ, BLT				
				ENGINE				
				ENGINE				
2.0	Petrol	85	09/02-11/09	AZL, BBX				
				ENGINE				
				ENGINE				

Engine	Information	S10	T10	T20 - T23	T22 - T25
All engines	COL:green, Conn. nr. 1, spanner size 24, switch press. 0.3-0.6 bar, thread M10x1	7.0139			7.1220 T22
All engines	COL:brown, Conn. nr. 2, without adapter		7.6266		
All engines	COL:black, Conn. nr. 4			7.1228 T20	
All engines					7.1220 T22

Engine	Information	S10	T10	T20 - T23	T22 - T25
All engines	COL:green, Conn. nr. 1, spanner size 24, switch press. 0.3-0.6 bar, thread M10x1	7.0139			
All engines	COL:black, Conn. nr. 2, t.nr. EWR/EWT/GGU/GGV/GVZ, thread M12x1.5, without adapter		7.6215		
All engines	COL:brown, Conn. nr. 2, t.nr. ESK/FJW/GEP/GET/GEU, t.nr. GEX/GEY/GJF/GJG/GKR, t.nr. GKT/GKU/GKW/GKX/GNP, t.nr. GRY/GRZ/GSA/GSB/GSC, t.nr. GSL/GSM/FSM, without adapter		7.6266		
All engines	COL:black, Conn. nr. 4			7.1228 T20	
All engines	+cruise control				7.1220 T22

Engine	Information	S10	T10	T20 - T23	T22 - T25
All engines	COL:brown, Conn. nr. 1, spanner size 24, switch press. 0.55-0.85 bar, thread M10x1.0	7.0132			
All engines	COL:black, Conn. nr. 2, t.nr. EWR/EWT/GGU/GGV/GVZ, thread M12x1.5, without adapter		7.6215		
All engines	COL:brown, Conn. nr. 2, t.nr. ESK/FJW/GEP/GET/GEU, t.nr. GEX/GEY/GJF/GJG/GKR, t.nr. GKT/GKU/GKW/GKX/GNP, t.nr. GRY/GRZ/GSA/GSB/GSC, t.nr. GSL/GSM/FSM, without adapter		7.6266		
All engines	COL:black, Conn. nr. 4			7.1228 T20	
All engines					7.1220 T22

Engine	Information	S10	T10	T20 - T23	T22 - T25
All engines	COL:brown, Conn. nr. 1, spanner size 24, switch press. 0.55-0.85 bar, thread M10x1.0	7.0132			
All engines	COL:black, Conn. nr. 2, t.nr. EWR/EWT/GGU/GGV/GVZ, thread M12x1.5, without adapter		7.6215		
All engines	COL:brown, Conn. nr. 2, t.nr. ESK/FJW/GEP/GET/GEU, t.nr. GEX/GEY/GJF/GJG/GKR, t.nr. GKT/GKU/GKW/GKX/GNP, t.nr. GRY/GRZ/GSA/GSB/GSC, t.nr. GSL/GSM/FSM, without adapter		7.6266		
All engines	COL:black, Conn. nr. 4			7.1228 T20	
All engines					7.1220 T22

Engine	Information	S10	T10	T20 - T23	T22 - T25
All engines	COL:black, Conn. nr. 1, switch press. 1.2-1.6 bar, thread M10x1.0	7.0135			
All engines	COL:black, Conn. nr. 2, t.nr. EWR/EWT/GGU/GGV/GVZ, thread M12x1.5, without adapter		7.6215		
All engines	COL:brown, Conn. nr. 2, t.nr. ESK/FJW/GEP/GET/GEU, t.nr. GEX/GEY/GJF/GJG/GKR, t.nr. GKT/GKU/GKW/GKX/GNP, t.nr. GRY/GRZ/GSA/GSB/GSC, t.nr. GSL/GSM/FSM, without adapter		7.6266		
All engines	COL:black, Conn. nr. 4			7.1228 T20	
All engines					7.1220 T22

S10	OIL PRESSURE WARNING LIGHT SWITCH	T10	REVERSING LIGHT SWITCH	T20	BRAKE LIGHT SWITCH
T22	SWITCH CLUTCH CONTROL (CRUISE CONTROL)	T23	SWITCH BRAKE ACTUATION (ENGINE TIMING)	T25	SWITCH CLUTCH CONTROL (ENGINE CONTROL)

FUNCTIONS ON THE VEHICLE

Vehicle	alim.	kW	Date	Engine	 S10	 T10	 T20 - T23	 T22 - T25
---------	-------	----	------	--------	---	---	--	---

EXEO				ENGINE
1.6	Petrol	75	03/09-09/10	ALZ

Engine	Information	S10	T10	T20 - T23	T22 - T25
All engines	COL:black, Conn. nr. 1, switch press. 1.2-1.6 bar, thread M10x1.0	7.0135			
All engines	thread M14x1.5		7.6256		
All engines	Conn. nr. 4, thread M12x1.5			7.1229 T20	
All engines	COL:white, Conn. nr. 4				7.1220 T22
All engines	COL:blue, Conn. nr. 4				7.1220 T25

				ENGINE
1.8 T	Petrol	110	12/08-05/10	CFMA

Engine	Information	S10	T10	T20 - T23	T22 - T25
All engines	COL:black, Conn. nr. 1, switch press. 1.2-1.6 bar, thread M10x1.0	7.0135			
All engines	thread M14x1.5		7.6256		
All engines	Conn. nr. 4, thread M12x1.5			7.1229 T20	
All engines	COL:white, Conn. nr. 4				7.1220 T22
All engines	COL:blue, Conn. nr. 4				7.1220 T25

				ENGINE
1.8 TSI	Petrol	118	05/10->	CDHB

Engine	Information	S10	T10	T20 - T23	T22 - T25
All engines	COL:brown, Conn. nr. 1, spanner size 24, switch press. 0.55-0.85 bar, thread M10x1.0	7.0132			
All engines	COL:blue, Conn. nr. 2, switch press. 2.15-2.95 bar, thread M10x1.0	7.0192			
All engines	thread M14x1.5		7.6256		
All engines	Conn. nr. 4, thread M12x1.5			7.1229 T20	
All engines	COL:white, Conn. nr. 4				7.1220 T22
All engines	COL:blue, Conn. nr. 4				7.1220 T25

				ENGINE
1.8 TSI	Petrol	88	09/10->	CDHA

Engine	Information	S10	T10	T20 - T23	T22 - T25
All engines	COL:brown, Conn. nr. 1, spanner size 24, switch press. 0.55-0.85 bar, thread M10x1.0	7.0132			
All engines	COL:blue, Conn. nr. 2, switch press. 2.15-2.95 bar, thread M10x1.0	7.0192			
All engines	thread M14x1.5		7.6256		
All engines	Conn. nr. 4, thread M12x1.5			7.1229 T20	
All engines	COL:white, Conn. nr. 4				7.1220 T22
All engines	COL:blue, Conn. nr. 4				7.1220 T25

				ENGINE
2.0 TDI	Diesel	105	12/08->	CAGA, CJCA

Engine	Information	S10	T10	T20 - T23	T22 - T25
Eng. CAGA	COL:brown, Conn. nr. 1, spanner size 24, switch press. 0.55-0.85 bar, thread M10x1.0	7.0132			
Eng. CJCA	COL:green, Conn. nr. 1, spanner size 24, switch press. 0.3-0.6 bar, thread M10x1	7.0139			
All engines	thread M14x1.5		7.6256		
All engines	Conn. nr. 4, thread M12x1.5			7.1229 T20	
All engines	COL:white, Conn. nr. 4				7.1220 T22
All engines	COL:blue, Conn. nr. 4				7.1220 T25





				ENGINE
2.0 TDI	Diesel	125	02/09->	CAHA, CGLB

Engine	Information	S10	T10	T20 - T23	T22 - T25
Eng. CAHA	COL:brown, Conn. nr. 1, spanner size 24, switch press. 0.55-0.85 bar, thread M10x1.0	7.0132			
Eng. CGLB	COL:green, Conn. nr. 1, spanner size 24, switch press. 0.3-0.6 bar, thread M10x1	7.0139			
All engines	thread M14x1.5		7.6256		
All engines	Conn. nr. 4, thread M12x1.5			7.1229 T20	
All engines	COL:white, Conn. nr. 4				7.1220 T22
All engines	COL:blue, Conn. nr. 4				7.1220 T25

				ENGINE
2.0 TDI	Diesel	88	12/08->	CAGC, CJCC

Engine	Information	S10	T10	T20 - T23	T22 - T25
Eng. CAGC	COL:brown, Conn. nr. 1, spanner size 24, switch press. 0.55-0.85 bar, thread M10x1.0	7.0132			
Eng. CJCC	COL:green, Conn. nr. 1, spanner size 24, switch press. 0.3-0.6 bar, thread M10x1	7.0139			

S10 OIL PRESSURE WARNING LIGHT SWITCH	T10 REVERSING LIGHT SWITCH	T20 BRAKE LIGHT SWITCH
T22 SWITCH CLUTCH CONTROL (CRUISE CONTROL)	T23 SWITCH BRAKE ACTUATION (ENGINE TIMING)	T25 SWITCH CLUTCH CONTROL (ENGINE CONTROL)

Vehicle	alim.	kW	Date	Engine	FUNCTIONS ON THE VEHICLE			
					 S10	 T10	 T20 - T23	 T22 - T25

				ENGINE
2.0 TDI	Diesel	88	12/08->	CAGC, CJCC

Engine	Information	S10	T10	T20 - T23	T22 - T25
All engines	thread M14x1.5		7.6256		
All engines	Conn. nr. 4, thread M12x1.5			7.1229 T20	
All engines	COL:white, Conn. nr. 4				7.1220 T22
All engines	COL:blue, Conn. nr. 4				7.1220 T25

				ENGINE
2.0 TFSI	Petrol	147	03/09->	BWE

Engine	Information	S10	T10	T20 - T23	T22 - T25
All engines	COL:grey, Conn. nr. 2, switch press. 0.75-1.05 bar, thread M10x1.0	7.0197			
All engines	thread M14x1.5		7.6256		
All engines	Conn. nr. 4, thread M12x1.5			7.1229 T20	
All engines	COL:white, Conn. nr. 4				7.1220 T22
All engines	COL:blue, Conn. nr. 4				7.1220 T25

				ENGINE
2.0 TFSI	Petrol	155	05/10->	COND

Engine	Information	S10	T10	T20 - T23	T22 - T25
All engines	COL:brown, Conn. nr. 1, spanner size 24, switch press. 0.55-0.85 bar, thread M10x1.0	7.0132			
All engines	COL:blue, Conn. nr. 2, switch press. 2.15-2.95 bar, thread M10x1.0	7.0192			
All engines	thread M14x1.5		7.6256		
All engines	Conn. nr. 4, thread M12x1.5			7.1229 T20	
All engines	COL:white, Conn. nr. 4				7.1220 T22
All engines	COL:blue, Conn. nr. 4				7.1220 T25

FURA

				ENGINE
0.9	Petrol	29	03/84-12/86	09 NCA, 100 GL 7000

Engine	Information	S10	T10	T20 - T23	T22 - T25
All engines		7.0060			

				ENGINE
0.9	Petrol	31	01/82-06/86	HB 90

Engine	Information	S10	T10	T20 - T23	T22 - T25
All engines		7.0060			

				ENGINE
0.9	Petrol	33	01/82-06/86	100 GL 3000

Engine	Information	S10	T10	T20 - T23	T22 - T25
All engines		7.0001, 7.0060	7.6002	7.1000 T20	

				ENGINE
1.4	Petrol	55	01/82-06/86	127 B.7000

Engine	Information	S10	T10	T20 - T23	T22 - T25
All engines		7.0060			

IBIZA I

				ENGINE
0.9	Petrol	29	08/90-05/93	09 NCA, 146 A 000

Engine	Information	S10	T10	T20 - T23	T22 - T25
Eng. 146 A 000		7.0001	7.6110	7.1080 T20	
All engines		7.0060			

				ENGINE
0.9	Petrol	32	08/86-05/93	146 A 000

Engine	Information	S10	T10	T20 - T23	T22 - T25
All engines		7.0001, 7.0060	7.6110	7.1080 T20	

				ENGINE
1.2	Petrol	44	11/84-12/93	021 A 1000


Engine	Information	S10	T10	T20 - T23	T22 - T25
All engines		7.0060			

				ENGINE
1.2	Petrol	46	11/84-12/93	021 A 1000

Engine	Information	S10	T10	T20 - T23	T22 - T25
All engines	01/01/88 ->	7.0000			
All engines	-> 31/12/87	7.0001			

S10	OIL PRESSURE WARNING LIGHT SWITCH	T10	REVERSING LIGHT SWITCH	T20	BRAKE LIGHT SWITCH
T22	SWITCH CLUTCH CONTROL (CRUISE CONTROL)	T23	SWITCH BRAKE ACTUATION (ENGINE TIMING)	T25	SWITCH CLUTCH CONTROL (ENGINE CONTROL)

FUNCTIONS ON THE VEHICLE

Vehicle	alim.	kW	Date	Engine	 S10	 T10	 T20 - T23	 T22 - T25
ENGINE								
1.2	Petrol	46	11/84-12/93	021 A.1000				
Engine	Information				S10	T10	T20 - T23	T22 - T25
All engines					7.0060	7.6110	7.1080 T20	
ENGINE								
1.2 i	Petrol	52	01/89-05/93	021 C.1000				
Engine	Information				S10	T10	T20 - T23	T22 - T25
All engines					7.0000	7.6110	7.1080 T20	
ENGINE								
1.5 i	Petrol	74	10/86-05/93	021 B.2000				
Engine	Information				S10	T10	T20 - T23	T22 - T25
All engines					7.0000	7.6110	7.1080 T20	
ENGINE								
1.7 D	Diesel	40	06/84-05/93	022 A.5000				
Engine	Information				S10	T10	T20 - T23	T22 - T25
All engines					7.0060			
ENGINE								
1.7 D	Diesel	42	08/90-05/93	022 A.5000				
Engine	Information				S10	T10	T20 - T23	T22 - T25
All engines					7.0060			
IBIZA II								
ENGINE								
1.0	Petrol	33	03/93-09/96	AAU				
Engine	Information				S10	T10	T20 - T23	T22 - T25
All engines	COL:black				7.0046			
All engines	COL:blue				7.0108			
All engines	ext.thread M12 x 1, 5 mm					7.6125		
All engines	ext.thread M18 x 1, 5 mm					7.6126		
All engines							7.1129 T20	
ENGINE								
1.0	Petrol	37	08/99-02/02	ALD, ANV, AUC				
Engine	Information				S10	T10	T20 - T23	T22 - T25
All engines					7.0139		7.1129 T20	
All engines	ext.thread M12 x 1, 5 mm, see connection type					7.6125, 7.6215		
ENGINE								
1.0 16V	Petrol	51	10/99-02/02	AST, AVZ				
Engine	Information				S10	T10	T20 - T23	T22 - T25
All engines					7.0134		7.1129 T20	
All engines	no specific info conc. application available					7.6125, 7.6215		
ENGINE								
1.0 i	Petrol	37	09/96-02/02	AER				
Engine	Information				S10	T10	T20 - T23	T22 - T25
All engines					7.0108	7.6125	7.1129 T20	
ENGINE								
1.3 i	Petrol	40	03/93-08/99	2G, AAV				
Engine	Information				S10	T10	T20 - T23	T22 - T25
All engines	COL:black				7.0046			
All engines	COL:blue				7.0108			
All engines	no specific info conc. application available					7.6125, 7.6126		
All engines							7.1129 T20	
ENGINE								
1.4	Petrol	40	12/97-04/99	ANX				
Engine	Information				S10	T10	T20 - T23	T22 - T25
All engines	->ch. 6K-X-068 400				7.0108			
All engines	ch. 6K-X-068 401 ->				7.0133			
All engines						7.6125	7.1129 T20	
ENGINE								
1.4	Petrol	44	08/99-02/02	AKK, ANW, AUD				
Engine	Information				S10	T10	T20 - T23	T22 - T25
Eng. AKK, ANW					7.0139			

S10	OIL PRESSURE WARNING LIGHT SWITCH	T10	REVERSING LIGHT SWITCH	T20	BRAKE LIGHT SWITCH
T22	SWITCH CLUTCH CONTROL (CRUISE CONTROL)	T23	SWITCH BRAKE ACTUATION (ENGINE TIMING)	T25	SWITCH CLUTCH CONTROL (ENGINE CONTROL)

Vehicle	alim.	kW	Date	Engine	FUNCTIONS ON THE VEHICLE			
					S10	T10	T20 - T23	T22 - T25

ENGINE				
1.4	Petrol	44	08/99-02/02	AKK, ANW, AUD

Engine	Information	S10	T10	T20 - T23	T22 - T25
All engines	ext.thread M12 x 1, 5 mm, see connection type		7.6125, 7.6215		
All engines				7.1129 T20	

ENGINE				
1.4 16V	Petrol	55	05/00-02/02	APE, AUA

Engine	Information	S10	T10	T20 - T23	T22 - T25
All engines		7.0139		7.1129 T20	
All engines	ext.thread M12 x 1, 5 mm, see connection type		7.6125, 7.6215		

ENGINE				
1.4 16V	Petrol	74	08/99-02/02	AQQ, AUB

Engine	Information	S10	T10	T20 - T23	T22 - T25
All engines		7.0139		7.1129 T20	
All engines	ext.thread M12 x 1, 5 mm, see connection type		7.6125, 7.6215		

ENGINE				
1.4 i	Petrol	44	09/93-02/02	ABD, AEX, AKV, APQ

Engine	Information	S10	T10	T20 - T23	T22 - T25
Eng. AEX	COL:grey	7.0095			
All engines	->ch. 6K-X-068 400, COL:blue	7.0108			
All engines	ch. 6K-X-068 401 ->, COL:blue	7.0133			
All engines	ext.thread M12 x 1, 5 mm		7.6125		
Eng. ABD	ext.thread M18 x 1, 5 mm		7.6126		
All engines				7.1129 T20	

ENGINE				
1.4 i 16V	Petrol	74	06/97-02/02	AFH

Engine	Information	S10	T10	T20 - T23	T22 - T25
All engines		7.0108	7.6125	7.1129 T20	

ENGINE				
1.6	Petrol	55	08/99-02/02	ALM

Engine	Information	S10	T10	T20 - T23	T22 - T25
All engines	COL:blue	7.0108			
All engines	ext.thread M12 x 1, 5 mm, see connection type		7.6125, 7.6215		
All engines				7.1129 T20	

ENGINE				
1.6	Petrol	74	08/99-02/02	AEH, AKL, APF, AUR

Engine	Information	S10	T10	T20 - T23	T22 - T25
Eng. AEH, APF	COL:black	7.0135			
Eng. AEH, AKL, AUR	COL:green	7.0139			
All engines	ext.thread M12 x 1, 5 mm, see connection type		7.6125, 7.6215		
All engines				7.1129 T20	

ENGINE				
1.6 i	Petrol	55	03/93-02/02	1F, ABU, AEE, ALM

Engine	Information	S10	T10	T20 - T23	T22 - T25
Eng. ABU	COL:black	7.0046			
Eng. ABU	COL:grey	7.0095			
All engines	COL:blue	7.0108			
All engines	ext.thread M12 x 1, 5 mm, see connection type		7.6125		
Eng. 1F, ABU	ext.thread M18 x 1, 5 mm		7.6126		
Eng. AEE, ALM	ext.thread M12 x 1, 5 mm, see connection type		7.6215		
All engines				7.1129 T20	

ENGINE				
1.6 i	Petrol	74	04/96-02/02	AFT

Engine	Information	S10	T10	T20 - T23	T22 - T25
All engines	->ch. 6K-X-068 400, COL:white	7.0045			
All engines	->ch. 6K-X-068 400, COL:blue	7.0108			
All engines	ch. 6K-X-068 401 ->, COL:blue	7.0133			
All engines	ch. 6K-X-068 401 ->, COL:white	7.0136			
All engines	ext.thread M12 x 1, 5 mm		7.6125		
All engines	ext.thread M18 x 1, 5 mm		7.6126		

S10	OIL PRESSURE WARNING LIGHT SWITCH	T10	REVERSING LIGHT SWITCH	T20	BRAKE LIGHT SWITCH
T22	SWITCH CLUTCH CONTROL (CRUISE CONTROL)	T23	SWITCH BRAKE ACTUATION (ENGINE TIMING)	T25	SWITCH CLUTCH CONTROL (ENGINE CONTROL)

FUNCTIONS ON THE VEHICLE

Vehicle	alim.	kW	Date	Engine	 S10	 T10	 T20 - T23	 T22 - T25
---------	-------	----	------	--------	---	---	--	---

ENGINE				
1.6 i	Petrol	74	04/96-02/02	AFT

Engine	Information	S10	T10	T20 - T23	T22 - T25
All engines				7.1129	T20

ENGINE				
1.8 i	Petrol	66	03/93-08/99	ABS, ACC, ADZ

Engine	Information	S10	T10	T20 - T23	T22 - T25
Eng. ABS	COL:white	7.0045			
All engines	COL:blue	7.0108			
All engines	ext.thread M12 x 1, 5 mm		7.6125		
All engines	ext.thread M18 x 1, 5 mm		7.6126		
All engines				7.1129	T20

ENGINE				
1.8 i 16V	Petrol	95	11/93-08/96	ADL

Engine	Information	S10	T10	T20 - T23	T22 - T25
All engines		7.0108		7.1129	T20
All engines	ext.thread M12 x 1, 5 mm		7.6125		
All engines	ext.thread M18 x 1, 5 mm		7.6126		

ENGINE				
1.8 T 20V Cupra	Petrol	115	07/00-02/02	AQX, AYP

Engine	Information	S10	T10	T20 - T23	T22 - T25
All engines		7.0139	7.6193	7.1129	T20

ENGINE				
1.9 D	Diesel	47	04/93-08/96	1Y

Engine	Information	S10	T10	T20 - T23	T22 - T25
All engines	->ch. 6K-X-068 400, COL:grey	7.0095			
All engines	COL:blue	7.0108			
All engines	ch. 6K-X-068 401 ->, COL:grey	7.0134			
All engines			7.6125	7.1129	T20
All engines	->ch. 6K-T-284 000		7.6126		

ENGINE				
1.9 D	Diesel	50	10/94-08/96	1Y

Engine	Information	S10	T10	T20 - T23	T22 - T25
All engines	->ch. 6K-X-068 400, COL:grey	7.0095			
All engines	COL:blue	7.0108			
All engines	ch. 6K-X-068 401 ->, COL:grey	7.0134			
All engines	ext.thread M12 x 1, 5 mm		7.6125		
All engines	->ch. 6K-T-284 000, ext.thread M18 x 1, 5 mm		7.6126		
All engines				7.1129	T20

ENGINE				
1.9 SDI	Diesel	47	08/96-08/99	AEY

Engine	Information	S10	T10	T20 - T23	T22 - T25
All engines	COL:grey	7.0095			
All engines	->ch. 6K-X-068 400, COL:blue	7.0108			
All engines	COL:brown	7.0132			
All engines	ch. 6K-X-068 401 ->, COL:blue	7.0133			
All engines			7.6193	7.1129	T20

ENGINE				
1.9 SDI	Diesel	50	08/99-02/02	AGP, AQM

Engine	Information	S10	T10	T20 - T23	T22 - T25
All engines		7.0132		7.1129	T20
All engines	see connection type		7.6125, 7.6215		

ENGINE				
1.9 TD	Diesel	55	03/93-08/96	AAZ

Engine	Information	S10	T10	T20 - T23	T22 - T25
All engines	COL:grey	7.0095			
All engines	COL:blue	7.0108			
All engines			7.6125	7.1129	T20

ENGINE				
1.9 TDI	Diesel	66	08/96-02/02	1Z, AGR, AHU, ALE, ALH

Engine	Information	S10	T10	T20 - T23	T22 - T25
Eng. 1Z, AHU, ALE	->ch. 6K-X-068 400, COL:grey	7.0095			

S10 OIL PRESSURE WARNING LIGHT SWITCH	T10 REVERSING LIGHT SWITCH	T20 BRAKE LIGHT SWITCH
T22 SWITCH CLUTCH CONTROL (CRUISE CONTROL)	T23 SWITCH BRAKE ACTUATION (ENGINE TIMING)	T25 SWITCH CLUTCH CONTROL (ENGINE CONTROL)

FUNCTIONS ON THE VEHICLE

Vehicle	alim.	kW	Date	Engine	 S10	 T10	 T20 - T23	 T22 - T25
---------	-------	----	------	--------	---	---	--	---

				ENGINE
1.9 TDI	Diesel	66	08/96-02/02	1Z, AGR, AHU, ALE, ALH

Engine	Information	S10	T10	T20 - T23	T22 - T25
Eng. 1Z, AHU, ALE	->ch. 6K-X-068 400, COL:blue	7.0108			
Eng. AGR, ALH		7.0132			
Eng. AHU, ALE	ch. 6K-X-068 401 ->, COL:blue	7.0133			
Eng. AHU, ALE	ch. 6K-X-068 401 ->, COL:grey	7.0134			
All engines			7.6193	7.1129 T20	

				ENGINE
1.9 TDI	Diesel	81	02/97-02/02	AFN, ASV

Engine	Information	S10	T10	T20 - T23	T22 - T25
Eng. AFN	->ch. 6K-X-068 400, COL:grey	7.0095			
Eng. AFN	->ch. 6K-X-068 400, COL:blue	7.0108			
Eng. ASV		7.0132			
Eng. AFN	ch. 6K-X-068 401 ->, COL:blue	7.0133			
Eng. AFN	ch. 6K-X-068 401 ->, COL:grey	7.0134			
All engines			7.6193	7.1129 T20	

				ENGINE
2.0 i	Petrol	85	03/93-08/99	2E, AGG

Engine	Information	S10	T10	T20 - T23	T22 - T25
All engines	->ch. 6K-X-068 400, COL:white	7.0045			
All engines	->ch. 6K-X-068 400, COL:blue	7.0108			
Eng. AGG	ch. 6K-X-068 401 ->, COL:blue	7.0133			
Eng. AGG	ch. 6K-X-068 401 ->, COL:white	7.0136			
All engines	no specific info conc. application available		7.6125		
All engines	->ch. 6K-T-284 000, no specific info conc. application available		7.6126		
All engines				7.1129 T20	

				ENGINE
2.0 i 16V	Petrol	110	08/96-08/99	ABF

Engine	Information	S10	T10	T20 - T23	T22 - T25
All engines	->ch. 6K-X-068 400	7.0108			
All engines	ch. 6K-X-068 401 ->	7.0133			
All engines			7.6125	7.1129 T20	

				ENGINE
1.2	Petrol	44	06/07-05/08	BBM

Engine	Information	S10	T10	T20 - T23	T22 - T25
All engines	COL:brown	7.0132			
All engines	COL:green	7.0139			
All engines	COL:black, Conn. nr. 2, t.nr. EWR/EWT/GGU/GGV/GVZ, thread M12x1.5, without adapter		7.6215		
All engines	COL:brown, Conn. nr. 2, t.nr. ESK/FCU/FCV/FJW/FPU, t.nr. FQE/FRA/GDL/GEP/GET, t.nr. GEU/GEX/GEY/GJF/GJG, t.nr. GKR/GKT/GKU/GKW/GKX, t.nr. GNP/GRY/GRZ/GSA/GSB, without adapter		7.6266		
All engines	COL:black, Conn. nr. 4			7.1228 T20	
All engines	COL:blue, Conn. nr. 4				7.1220 T25

				ENGINE
1.2	Petrol	47	02/02-06/06	AZQ, BME

Engine	Information	S10	T10	T20 - T23	T22 - T25
All engines	COL:green, Conn. nr. 1, spanner size 24, switch press. 0.3-0.6 bar, thread M10x1	7.0139			
All engines	COL:black, Conn. nr. 2, t.nr. EWR/EWT/GGU/GGV/GVZ, thread M12x1.5, without adapter		7.6215		
All engines	COL:brown, Conn. nr. 2, t.nr. ESK/FCU/FCV/FJW/FPU, t.nr. FQE/FRA/GDL/GEP/GET, t.nr. GEU/GEX/GEY/GJF/GJG, t.nr. GKR/GKT/GKU/GKW/GKX, t.nr. GNP/GRY/GRZ/GSA/GSB, without adapter		7.6266		
All engines	COL:black, Conn. nr. 4			7.1228 T20	
All engines	COL:blue, Conn. nr. 4				7.1220 T25

				ENGINE
1.2 12V	Petrol	51	05/06-11/09	BXV

Engine	Information	S10	T10	T20 - T23	T22 - T25
All engines	COL:brown	7.0132			
All engines	COL:green	7.0139			
All engines	COL:black, Conn. nr. 2, t.nr. EWR/EWT/GGU/GGV/GVZ, thread M12x1.5, without adapter		7.6215		

S10 OIL PRESSURE WARNING LIGHT SWITCH	T10 REVERSING LIGHT SWITCH	T20 BRAKE LIGHT SWITCH
T22 SWITCH CLUTCH CONTROL (CRUISE CONTROL)	T23 SWITCH BRAKE ACTUATION (ENGINE TIMING)	T25 SWITCH CLUTCH CONTROL (ENGINE CONTROL)

FUNCTIONS ON THE VEHICLE

Vehicle	alim.	kW	Date	Engine	 S10	 T10	 T20 - T23	 T22 - T25
---------	-------	----	------	--------	---	---	--	---

ENGINE				
1.2 12V	Petrol	51	05/06-11/09	BXV

Engine	Information	S10	T10	T20 - T23	T22 - T25
All engines	COL:brown, Conn. nr. 2, t.nr. ESK/FCU/FCV/FJW/FPU, t.nr. FOE/FRA/GDL/GEP/GET, t.nr. GEU/GEX/GEY/GJF/GJG, t.nr. GKR/GKT/GKU/GKW/GKX, t.nr. GNP/GRY/GRZ/GSA/GSB, without adapter		7.6266		
All engines	COL:black, Conn. nr. 4			7.1228	T20
All engines	COL:blue, Conn. nr. 4				7.1220 T25

ENGINE				
1.4 16V	Petrol	55	02/02-12/07	BBY, BKY

Engine	Information	S10	T10	T20 - T23	T22 - T25
All engines	COL:green, Conn. nr. 1, spanner size 24, switch press. 0.3-0.6 bar, thread M10x1	7.0139			
All engines	COL:black, Conn. nr. 2, t.nr. EWR/EWT/GGU/GGV/GVZ, thread M12x1.5, without adapter		7.6215		
All engines	COL:brown, Conn. nr. 2, t.nr. ESK/FCU/FCV/FJW/FPU, t.nr. FOE/FRA/GDL/GEP/GET, t.nr. GEU/GEX/GEY/GJF/GJG, t.nr. GKR/GKT/GKU/GKW/GKX, t.nr. GNP/GRY/GRZ/GSA/GSB, without adapter		7.6266		
All engines	COL:black, Conn. nr. 4			7.1228	T20
All engines	COL:blue, Conn. nr. 4				7.1220 T25

ENGINE				
1.4 16V	Petrol	63	05/06-11/09	BXW

Engine	Information	S10	T10	T20 - T23	T22 - T25
All engines	COL:green, Conn. nr. 1, spanner size 24, switch press. 0.3-0.6 bar, thread M10x1	7.0139			
All engines	COL:black, Conn. nr. 2, t.nr. EWR/EWT/GGU/GGV/GVZ, thread M12x1.5, without adapter		7.6215		
All engines	COL:brown, Conn. nr. 2, t.nr. ESK/FCU/FCV/FJW/FPU, t.nr. FOE/FRA/GDL/GEP/GET, t.nr. GEU/GEX/GEY/GJF/GJG, t.nr. GKR/GKT/GKU/GKW/GKX, t.nr. GNP/GRY/GRZ/GSA/GSB, without adapter		7.6266		
All engines	COL:black, Conn. nr. 4			7.1228	T20
All engines	COL:blue, Conn. nr. 4				7.1220 T25

ENGINE				
1.4 16V	Petrol	74	02/02-11/09	AUB, BBZ

Engine	Information	S10	T10	T20 - T23	T22 - T25
All engines	COL:green, Conn. nr. 1, spanner size 24, switch press. 0.3-0.6 bar, thread M10x1	7.0139			
All engines	COL:black, Conn. nr. 2, t.nr. EWR/EWT/GGU/GGV/GVZ, thread M12x1.5, without adapter		7.6215		
All engines	COL:brown, Conn. nr. 2, t.nr. ESK/FCU/FCV/FJW/FPU, t.nr. FOE/FRA/GDL/GEP/GET, t.nr. GEU/GEX/GEY/GJF/GJG, t.nr. GKR/GKT/GKU/GKW/GKX, t.nr. GNP/GRY/GRZ/GSA/GSB, without adapter		7.6266		
All engines	COL:black, Conn. nr. 4			7.1228	T20
All engines	COL:blue, Conn. nr. 4				7.1220 T25





ENGINE				
1.4 TDI	Diesel	51	05/05-11/09	BNM

Engine	Information	S10	T10	T20 - T23	T22 - T25
All engines	COL:brown, Conn. nr. 1, spanner size 24, switch press. 0.55-0.85 bar, thread M10x1.0	7.0132			
All engines	COL:black, Conn. nr. 2, t.nr. EWR/EWT/GGU/GGV/GVZ, thread M12x1.5, without adapter		7.6215		
All engines	COL:brown, Conn. nr. 2, t.nr. ESK/FCU/FCV/FJW/FPU, t.nr. FOE/FRA/GDL/GEP/GET, t.nr. GEU/GEX/GEY/GJF/GJG, t.nr. GKR/GKT/GKU/GKW/GKX, t.nr. GNP/GRY/GRZ/GSA/GSB, without adapter		7.6266		
All engines	COL:black, Conn. nr. 4			7.1228	T20
All engines	COL:blue, Conn. nr. 4				7.1220 T25

ENGINE				
1.4 TDI	Diesel	55	05/02-12/05	AMF

Engine	Information	S10	T10	T20 - T23	T22 - T25
All engines	COL:brown, Conn. nr. 1, spanner size 24, switch press. 0.55-0.85 bar, thread M10x1.0	7.0132			
All engines	COL:black, Conn. nr. 2, t.nr. EWR/EWT/GGU/GGV/GVZ, thread M12x1.5, without adapter		7.6215		
All engines	COL:brown, Conn. nr. 2, t.nr. ESK/FCU/FCV/FJW/FPU, t.nr. FOE/FRA/GDL/GEP/GET, t.nr. GEU/GEX/GEY/GJF/GJG, t.nr. GKR/GKT/GKU/GKW/GKX, t.nr. GNP/GRY/GRZ/GSA/GSB, without adapter		7.6266		
All engines	COL:black, Conn. nr. 4			7.1228	T20
All engines	COL:blue, Conn. nr. 4				7.1220 T22

S10	OIL PRESSURE WARNING LIGHT SWITCH	T10	REVERSING LIGHT SWITCH	T20	BRAKE LIGHT SWITCH
T22	SWITCH CLUTCH CONTROL (CRUISE CONTROL)	T23	SWITCH BRAKE ACTUATION (ENGINE TIMING)	T25	SWITCH CLUTCH CONTROL (ENGINE CONTROL)

Vehicle	alim.	kW	Date	Engine	FUNCTIONS ON THE VEHICLE			
					 S10	 T10	 T20 - T23	 T22 - T25

ENGINE				
1.4 TDI	Diesel	59	06/05-11/09	BMS, BNV

Engine	Information	S10	T10	T20 - T23	T22 - T25
All engines	COL:brown, Conn. nr. 1, spanner size 24, switch press. 0.55-0.85 bar, thread M10x1.0	7.0132			
All engines	COL:black, Conn. nr. 2, t.nr. EWR/EWT/GGU/GGV/GVZ, thread M12x1.5, without adapter		7.6215		
All engines	COL:brown, Conn. nr. 2, t.nr. ESK/FCU/FCV/FJW/FPU, t.nr. FQE/FRA/GDL/GEP/GET, t.nr. GEU/GEX/GEY/GJF/GJG, t.nr. GKR/GKT/GKU/GKW/GKX, t.nr. GNP/GRY/GRZ/GSA/GSB, without adapter		7.6266		
All engines	COL:black, Conn. nr. 4			7.1228 T20	
All engines	COL:blue, Conn. nr. 4				7.1220 T25

ENGINE				
1.6	Petrol	74	02/03-11/09	BAH

Engine	Information	S10	T10	T20 - T23	T22 - T25
All engines	COL:green, Conn. nr. 1, spanner size 24, switch press. 0.3-0.6 bar, thread M10x1	7.0139			
All engines	COL:black, Conn. nr. 2, t.nr. EWR/EWT/GGU/GGV/GVZ, thread M12x1.5, without adapter		7.6215		
All engines	COL:brown, Conn. nr. 2, t.nr. ESK/FCU/FCV/FJW/FPU, t.nr. FQE/FRA/GDL/GEP/GET, t.nr. GEU/GEX/GEY/GJF/GJG, t.nr. GKR/GKT/GKU/GKW/GKX, t.nr. GNP/GRY/GRZ/GSA/GSB, without adapter		7.6266		
All engines	COL:black, Conn. nr. 4			7.1228 T20	
All engines	COL:blue, Conn. nr. 4				7.1220 T25

ENGINE				
1.6 16V	Petrol	77	11/06-11/09	BTS

Engine	Information	S10	T10	T20 - T23	T22 - T25
All engines	COL:brown	7.0132			
All engines	COL:green	7.0139			
All engines	COL:black, Conn. nr. 2, t.nr. EWR/EWT/GGU/GGV/GVZ, thread M12x1.5, without adapter		7.6215		
All engines	COL:brown, Conn. nr. 2, t.nr. ESK/FCU/FCV/FJW/FPU, t.nr. FQE/FRA/GDL/GEP/GET, t.nr. GEU/GEX/GEY/GJF/GJG, t.nr. GKR/GKT/GKU/GKW/GKX, t.nr. GNP/GRY/GRZ/GSA/GSB, without adapter		7.6266		
All engines	COL:black, Conn. nr. 4			7.1228 T20	
All engines	COL:blue, Conn. nr. 4				7.1220 T25

ENGINE				
1.8 T Cupra R	Petrol	132	01/04-02/08	BBU, BLZ

Engine	Information	S10	T10	T20 - T23	T22 - T25
All engines	COL:black, Conn. nr. 1, switch press. 1.2-1.6 bar, thread M10x1.0	7.0135			
All engines	COL:black, Conn. nr. 2, t.nr. EWR/EWT/GGU/GGV/GVZ, thread M12x1.5, without adapter		7.6215		
All engines	COL:brown, Conn. nr. 2, t.nr. ESK/FCU/FCV/FJW/FPU, t.nr. FQE/FRA/GDL/GEP/GET, t.nr. GEU/GEX/GEY/GJF/GJG, t.nr. GKR/GKT/GKU/GKW/GKX, t.nr. GNP/GRY/GRZ/GSA/GSB, without adapter		7.6266		
All engines	COL:black, Conn. nr. 4			7.1228 T20	
All engines	COL:blue, Conn. nr. 4				7.1220 T25

ENGINE				
1.8 TFR	Petrol	110	12/03-05/08	BJX, BKV

Engine	Information	S10	T10	T20 - T23	T22 - T25
All engines	COL:black, Conn. nr. 1, switch press. 1.2-1.6 bar, thread M10x1.0	7.0135			
All engines	COL:black, Conn. nr. 2, t.nr. EWR/EWT/GGU/GGV/GVZ, thread M12x1.5, without adapter		7.6215		
All engines	COL:brown, Conn. nr. 2, t.nr. ESK/FCU/FCV/FJW/FPU, t.nr. FQE/FRA/GDL/GEP/GET, t.nr. GEU/GEX/GEY/GJF/GJG, t.nr. GKR/GKT/GKU/GKW/GKX, t.nr. GNP/GRY/GRZ/GSA/GSB, without adapter		7.6266		
All engines	COL:black, Conn. nr. 4			7.1228 T20	
All engines	COL:blue, Conn. nr. 4				7.1220 T25

ENGINE				
1.9 SDI	Diesel	47	02/02-12/05	ASY

Engine	Information	S10	T10	T20 - T23	T22 - T25
All engines	COL:brown, Conn. nr. 1, spanner size 24, switch press. 0.55-0.85 bar, thread M10x1.0	7.0132			
All engines	COL:black, Conn. nr. 2, t.nr. EWR/EWT/GGU/GGV/GVZ, thread M12x1.5, without adapter		7.6215		
All engines	COL:brown, Conn. nr. 2, t.nr. ESK/FCU/FCV/FJW/FPU, t.nr. FQE/FRA/GDL/GEP/GET, t.nr. GEU/GEX/GEY/GJF/GJG, t.nr. GKR/GKT/GKU/GKW/GKX, t.nr. GNP/GRY/GRZ/GSA/GSB, without adapter		7.6266		
All engines	COL:black, Conn. nr. 4			7.1228 T20	
All engines	COL:blue, Conn. nr. 4				7.1220 T25

S10 OIL PRESSURE WARNING LIGHT SWITCH	T10 REVERSING LIGHT SWITCH	T20 BRAKE LIGHT SWITCH
T22 SWITCH CLUTCH CONTROL (CRUISE CONTROL)	T23 SWITCH BRAKE ACTUATION (ENGINE TIMING)	T25 SWITCH CLUTCH CONTROL (ENGINE CONTROL)

FUNCTIONS ON THE VEHICLE

Vehicle	alim.	kW	Date	Engine	 S10	 T10	 T20 - T23	 T22 - T25
---------	-------	----	------	--------	---	---	--	---

ENGINE				
1.9 TDI	Diesel	74	02/02-11/09	ATD, AXR, BMT

Engine	Information	S10	T10	T20 - T23	T22 - T25
All engines	COL:brown, Conn. nr. 1, spanner size 24, switch press. 0.55-0.85 bar, thread M10x1.0	7.0132			
All engines	COL:black, Conn. nr. 2, t.nr. EWR/EWT/GGU/GGV/GVZ, thread M12x1.5, without adapter		7.6215		
All engines	COL:brown, Conn. nr. 2, t.nr. ESK/FCU/FCV/FJW/FPU, t.nr. FQE/FRA/GDL/GEP/GET, t.nr. GEU/GEX/GEY/GJF/GJG, t.nr. GKR/GKT/GKU/GKW/GKX, t.nr. GNP/GRY/GRZ/GSA/GSB, without adapter		7.6266		
All engines	COL:black, Conn. nr. 4			7.1228	T20
All engines	COL:blue, Conn. nr. 4				7.1220 T25

ENGINE				
1.9 TDI	Diesel	96	02/02-11/09	ASZ, BLT

Engine	Information	S10	T10	T20 - T23	T22 - T25
All engines	COL:brown, Conn. nr. 1, spanner size 24, switch press. 0.55-0.85 bar, thread M10x1.0	7.0132			
All engines	COL:black, Conn. nr. 2, t.nr. EWR/EWT/GGU/GGV/GVZ, thread M12x1.5, without adapter		7.6215		
All engines	COL:brown, Conn. nr. 2, t.nr. ESK/FCU/FCV/FJW/FPU, t.nr. FQE/FRA/GDL/GEP/GET, t.nr. GEU/GEX/GEY/GJF/GJG, t.nr. GKR/GKT/GKU/GKW/GKX, t.nr. GNP/GRY/GRZ/GSA/GSB, without adapter		7.6266		
All engines	COL:black, Conn. nr. 4			7.1228	T20
All engines	COL:blue, Conn. nr. 4				7.1220 T25

ENGINE				
1.9 TDI Cupra R	Diesel	118	03/04-02/08	BPX, BUK

Engine	Information	S10	T10	T20 - T23	T22 - T25
All engines	COL:brown, Conn. nr. 1, spanner size 24, switch press. 0.55-0.85 bar, thread M10x1.0	7.0132			
All engines	COL:black, Conn. nr. 2, t.nr. EWR/EWT/GGU/GGV/GVZ, thread M12x1.5, without adapter		7.6215		
All engines	COL:brown, Conn. nr. 2, t.nr. ESK/FCU/FCV/FJW/FPU, t.nr. FQE/FRA/GDL/GEP/GET, t.nr. GEU/GEX/GEY/GJF/GJG, t.nr. GKR/GKT/GKU/GKW/GKX, t.nr. GNP/GRY/GRZ/GSA/GSB, without adapter		7.6266		
All engines	COL:black, Conn. nr. 4			7.1228	T20
All engines	COL:blue, Conn. nr. 4				7.1220 T25

ENGINE				
2.0	Petrol	85	04/02-11/09	AZL, BBX

Engine	Information	S10	T10	T20 - T23	T22 - T25
Eng. BBX	COL:brown	7.0132			
Eng. AZL	COL:black, Conn. nr. 1, switch press. 1.2-1.6 bar, thread M10x1.0	7.0135			
Eng. BBX	COL:green	7.0139			
All engines	COL:black, Conn. nr. 2, t.nr. EWR/EWT/GGU/GGV/GVZ, thread M12x1.5, without adapter		7.6215		
All engines	COL:brown, Conn. nr. 2, t.nr. ESK/FCU/FCV/FJW/FPU, t.nr. FQE/FRA/GDL/GEP/GET, t.nr. GEU/GEX/GEY/GJF/GJG, t.nr. GKR/GKT/GKU/GKW/GKX, t.nr. GNP/GRY/GRZ/GSA/GSB, without adapter		7.6266		
All engines	COL:black, Conn. nr. 4			7.1228	T20
All engines	COL:blue, Conn. nr. 4				7.1220 T25

IBIZA IV

ENGINE				
1.0	Petrol	55	05/15->	CHYB

Engine	Information	S10	T10	T20 - T23	T22 - T25
All engines	COL:green, Conn. nr. 1, spanner size 24, switch press. 0.3-0.6 bar, thread M10x1	7.0139			
All engines	COL:brown, Conn. nr. 2, without adapter		7.6266		
All engines	COL:black, Conn. nr. 4			7.1232	T20
All engines	Conn. nr. 5				7.1337 T22





ENGINE				
1.0 TSI	Petrol	70	05/15->	CHZB

Engine	Information	S10	T10	T20 - T23	T22 - T25
All engines	COL:black, Conn. nr. 2, thread M12x1.5, without adapter		7.6215		
All engines	COL:brown, Conn. nr. 2, without adapter		7.6266		
All engines	COL:black, Conn. nr. 4			7.1232	T20
All engines	Conn. nr. 5				7.1337 T22

ENGINE				
1.0 TSI	Petrol	81	05/15->	CHZC

Engine	Information	S10	T10	T20 - T23	T22 - T25
All engines	COL:brown, Conn. nr. 2, without adapter		7.6266		

S10 OIL PRESSURE WARNING LIGHT SWITCH	T10 REVERSING LIGHT SWITCH	T20 BRAKE LIGHT SWITCH
T22 SWITCH CLUTCH CONTROL (CRUISE CONTROL)	T23 SWITCH BRAKE ACTUATION (ENGINE TIMING)	T25 SWITCH CLUTCH CONTROL (ENGINE CONTROL)

Vehicle	alim.	kW	Date	Engine	FUNCTIONS ON THE VEHICLE			
					 S10	 T10	 T20 - T23	 T22 - T25

ENGINE				
1.0 TSI	Petrol	81	05/15->	CHZC

Engine	Information	S10	T10	T20 - T23	T22 - T25
All engines	COL:black, Conn. nr. 4			7.1232 T20	
All engines	Conn. nr. 5				7.1337 T22

ENGINE				
1.2	Petrol	44	07/09->	CGPB, CHFA

Engine	Information	S10	T10	T20 - T23	T22 - T25
Eng. CGPB	COL:black, Conn. nr. 1, PR. T18, switch press. 1.2-1.6 bar, thread M10x1.0	7.0135			
Eng. CGPB	COL:green, Conn. nr. 1, PR. T70, PR. TF4, PR. TT0, PR. TT1, PR. TW0, spanner size 24, switch press. 0.3-0.6 bar, thread M10x1	7.0139			
Eng. CGPB	COL:green, Conn. nr. 1, PR. TF0, switch press. 0.3-0.6 bar, thread M10x1	7.0196			
All engines	COL:black, Conn. nr. 2, t.nr. JDD/JXY/KFK/LBQ, thread M12x1.5, without adapter		7.6215		
All engines	COL:brown, Conn. nr. 2, t.nr. JHF/JHL/JHQ/JUS/LNK, t.nr. LNR/LVA/LZF/LVG, without adapter		7.6266		
All engines	COL:black, Conn. nr. 4			7.1232 T20	
Eng. CHFA	pole nr. 2				7.1220 T22
Eng. CGPB	COL:blue, Conn. nr. 4				7.1220 T25
Eng. CHFA	pole nr. 4				7.1309 T22

ENGINE				
1.2	Petrol	51	03/08->	BZG, CGPA, CJLB

Engine	Information	S10	T10	T20 - T23	T22 - T25
All engines	COL:green, Conn. nr. 1, PR. T70, spanner size 24, switch press. 0.3-0.6 bar, thread M10x1	7.0139			
Eng. CJLB	COL:black		7.6215		
All engines	COL:brown, Conn. nr. 2, without adapter		7.6266		
All engines	COL:black, Conn. nr. 4			7.1232 T20	
Eng. CGPA, CJLB	COL:blue, Conn. nr. 4, pole nr. 2				7.1220 T22
Eng. BZG, CGPA	COL:blue, Conn. nr. 4				7.1220 T25
Eng. CJLB	pole nr. 4				7.1309 T22
Eng. CGPA	Conn. nr. 5				7.1309 T25

ENGINE				
1.2 LPG	Petrol/ Petro- leum Gas (LPG)	51	03/08->	BZG

Engine	Information	S10	T10	T20 - T23	T22 - T25
All engines	COL:black, Conn. nr. 1, PR. T18, switch press. 1.2-1.6 bar, thread M10x1.0	7.0135			
All engines	COL:green, Conn. nr. 1, PR. T70, PR. TF4, PR. TT0, PR. TT1, PR. TW0, spanner size 24, switch press. 0.3-0.6 bar, thread M10x1	7.0139			
All engines	COL:green, Conn. nr. 1, PR. TF0, switch press. 0.3-0.6 bar, thread M10x1	7.0196			
All engines	COL:black, Conn. nr. 2, t.nr. JDD/JXY/KFK/LBQ, thread M12x1.5, without adapter		7.6215		
All engines	COL:brown, Conn. nr. 2, t.nr. JHF/JHL/JHQ/JUS/LNK, t.nr. LNR/LVA/LZF/LVG, without adapter		7.6266		
All engines	COL:black, Conn. nr. 4			7.1232 T20	
All engines	COL:blue, Conn. nr. 4				7.1220 T25

ENGINE				
1.2 TDI	Diesel	55	04/10->	CFWA

Engine	Information	S10	T10	T20 - T23	T22 - T25
All engines	COL:brown, Conn. nr. 1, spanner size 24, switch press. 0.55-0.85 bar, thread M10x1.0	7.0132			
All engines	COL:black, Conn. nr. 1, switch press. 1.2-1.6 bar, thread M10x1.0	7.0135			
All engines	COL:black, Conn. nr. 2, t.nr. JDD/JXY/KFK/LBQ, thread M12x1.5, without adapter		7.6215		
All engines	COL:brown, Conn. nr. 2, t.nr. JHF/JHL/JHQ/JUS/LNK, t.nr. LNR/LVA/LZF/LVG, without adapter		7.6266		
All engines	COL:black, Conn. nr. 4			7.1232 T20	
All engines	COL:blue, Conn. nr. 4				7.1220 T22, T25
All engines	Conn. nr. 5				7.1309 T25

ENGINE				
1.2 TSI	Petrol	63	08/12->	CBZA

Engine	Information	S10	T10	T20 - T23	T22 - T25
All engines	COL:green, Conn. nr. 1, spanner size 24, switch press. 0.3-0.6 bar, thread M10x1	7.0139			
All engines	COL:brown, Conn. nr. 2, without adapter		7.6266		

S10	OIL PRESSURE WARNING LIGHT SWITCH	T10	REVERSING LIGHT SWITCH	T20	BRAKE LIGHT SWITCH
T22	SWITCH CLUTCH CONTROL (CRUISE CONTROL)	T23	SWITCH BRAKE ACTUATION (ENGINE TIMING)	T25	SWITCH CLUTCH CONTROL (ENGINE CONTROL)

FUNCTIONS ON THE VEHICLE

Vehicle	alim.	kW	Date	Engine	 S10	 T10	 T20 - T23	 T22 - T25
---------	-------	----	------	--------	---	---	--	---

				ENGINE
1.2 TSI	Petrol	63	08/12->	CBZA

Engine	Information	S10	T10	T20 - T23	T22 - T25
All engines	COL:black, Conn. nr. 4			7.1232 T20	
All engines	COL:blue, Conn. nr. 4				7.1220 T25
All engines	Conn. nr. 5				7.1309 T22

				ENGINE
1.2 TSI	Petrol	66	05/15->	CJZC

Engine	Information	S10	T10	T20 - T23	T22 - T25
All engines	COL:green, Conn. nr. 1, spanner size 24, switch press. 0.3-0.6 bar, thread M10x1	7.0139			
All engines	COL:black, Conn. nr. 2, thread M12x1.5, without adapter		7.6215		
All engines	COL:brown, Conn. nr. 2, without adapter		7.6266		
All engines	COL:black, Conn. nr. 4			7.1232 T20	
All engines	Conn. nr. 5				7.1337 T22

				ENGINE
1.2 TSI	Petrol	77	09/10->	CBZB

Engine	Information	S10	T10	T20 - T23	T22 - T25
All engines	COL:black, Conn. nr. 1, PR. T18, switch press. 1.2-1.6 bar, thread M10x1.0	7.0135			
All engines	COL:green, Conn. nr. 1, PR. T70, PR. TF4, PR. TT0, PR. TT1, PR. TW0, spanner size 24, switch press. 0.3-0.6 bar, thread M10x1	7.0139			
All engines	COL:green, Conn. nr. 1, PR. TF0, switch press. 0.3-0.6 bar, thread M10x1	7.0196			
All engines	COL:black, Conn. nr. 2, t.nr. JDD/JXY/KFK/LBQ, thread M12x1.5, without adapter		7.6215		
All engines	COL:brown, Conn. nr. 2, t.nr. JHF/JHL/JHQ/JUS/LNK, t.nr. LNR/LVA/LZF/LVG, without adapter		7.6266		
All engines	COL:black, Conn. nr. 4			7.1232 T20	
All engines	COL:blue, Conn. nr. 4				7.1220 T25

				ENGINE
1.2 TSI	Petrol	81	09/15->	CJZD

Engine	Information	S10	T10	T20 - T23	T22 - T25
All engines	COL:green, Conn. nr. 1, spanner size 24, switch press. 0.3-0.6 bar, thread M10x1	7.0139			
All engines	COL:brown, Conn. nr. 2, without adapter		7.6266		
All engines	COL:black, Conn. nr. 4			7.1232 T20	
All engines	Conn. nr. 5				7.1337 T22

				ENGINE
1.4	Petrol	63	03/08->	BXW, CGGB

Engine	Information	S10	T10	T20 - T23	T22 - T25
All engines	COL:black, Conn. nr. 1, PR. T18, switch press. 1.2-1.6 bar, thread M10x1.0	7.0135			
All engines	COL:green, Conn. nr. 1, PR. T70, PR. TF4, PR. TT0, PR. TT1, PR. TW0, spanner size 24, switch press. 0.3-0.6 bar, thread M10x1	7.0139			
All engines	COL:green, Conn. nr. 1, PR. TF0, switch press. 0.3-0.6 bar, thread M10x1	7.0196			
All engines	COL:black, Conn. nr. 2, t.nr. JDD/JXY/KFK/LBQ, thread M12x1.5, without adapter		7.6215		
All engines	COL:brown, Conn. nr. 2, t.nr. JHF/JHL/JHQ/JUS/LNK, t.nr. LNR/LVA/LZF/LVG, without adapter		7.6266		
All engines	COL:black, Conn. nr. 4			7.1232 T20	
All engines	COL:blue, Conn. nr. 4				7.1220 T25

				ENGINE
1.4 LPG	Petrol/ Petroleum Gas (LPG)	63	03/08-05/11	BXW

Engine	Information	S10	T10	T20 - T23	T22 - T25
All engines	COL:black, Conn. nr. 1, PR. T18, switch press. 1.2-1.6 bar, thread M10x1.0	7.0135			
All engines	COL:green, Conn. nr. 1, PR. T70, PR. TF4, PR. TT0, PR. TT1, PR. TW0, spanner size 24, switch press. 0.3-0.6 bar, thread M10x1	7.0139			
All engines	COL:green, Conn. nr. 1, PR. TF0, switch press. 0.3-0.6 bar, thread M10x1	7.0196			
All engines	COL:black, Conn. nr. 2, t.nr. JDD/JXY/KFK/LBQ, thread M12x1.5, without adapter		7.6215		
All engines	COL:brown, Conn. nr. 2, t.nr. JHF/JHL/JHQ/JUS/LNK, t.nr. LNR/LVA/LZF/LVG, without adapter		7.6266		
All engines	COL:black, Conn. nr. 4			7.1228, 7.1232 T20	
All engines	COL:blue, Conn. nr. 4				7.1220 T22, T25

S10 OIL PRESSURE WARNING LIGHT SWITCH	T10 REVERSING LIGHT SWITCH	T20 BRAKE LIGHT SWITCH
T22 SWITCH CLUTCH CONTROL (CRUISE CONTROL)	T23 SWITCH BRAKE ACTUATION (ENGINE TIMING)	T25 SWITCH CLUTCH CONTROL (ENGINE CONTROL)

FUNCTIONS ON THE VEHICLE

Vehicle	alim.	kW	Date	Engine	 S10	 T10	 T20 - T23	 T22 - T25
---------	-------	----	------	--------	---	---	--	---

				ENGINE
1.4 TDI	Diesel	55	05/15->	CUSA

Engine	Information	S10	T10	T20 - T23	T22 - T25
All engines	COL:black, Conn. nr. 2, thread M12x1.5, without adapter		7.6215		
All engines	COL:brown, Conn. nr. 2, without adapter		7.6266		
All engines	COL:black, Conn. nr. 4			7.1232 T20	
All engines	Conn. nr. 5				7.1337 T22

				ENGINE
1.4 TDI	Diesel	59	07/08-06/10	BMS

Engine	Information	S10	T10	T20 - T23	T22 - T25
All engines	COL:brown, Conn. nr. 1, spanner size 24, switch press. 0.55-0.85 bar, thread M10x1.0	7.0132			
All engines	COL:black, Conn. nr. 2, t.nr. JDD/JXY/KFK/LBQ, thread M12x1.5, without adapter		7.6215		
All engines	COL:brown, Conn. nr. 2, t.nr. JHF/JHL/JHQ/JUS/LNK, t.nr. LNR/LVA/LZF/LVG, without adapter		7.6266		
All engines	COL:black, Conn. nr. 4			7.1232 T20	
All engines	COL:blue, Conn. nr. 4				7.1220 T25

				ENGINE
1.4 TDI	Diesel	66	05/15->	CUSB

Engine	Information	S10	T10	T20 - T23	T22 - T25
All engines	COL:black, Conn. nr. 2, thread M12x1.5, without adapter		7.6215		
All engines	COL:brown, Conn. nr. 2, without adapter		7.6266		
All engines	COL:black, Conn. nr. 4			7.1232 T20	
All engines	Conn. nr. 5				7.1337 T22

				ENGINE
1.4 TDI	Diesel	77	05/15->	CUTA, CYZA

Engine	Information	S10	T10	T20 - T23	T22 - T25
All engines	COL:black, Conn. nr. 2, t.nr. PHB/PNY, thread M12x1.5, without adapter		7.6215		
All engines	COL:brown, Conn. nr. 2, t.nr. NJV/PNZ/QTS/QAE/QAD, without adapter		7.6266		
All engines	COL:black, Conn. nr. 4			7.1232 T20	
All engines	Conn. nr. 5				7.1337 T22

				ENGINE
1.4 TSI	Petrol	103	10/13->	CPTA

Engine	Information	S10	T10	T20 - T23	T22 - T25
All engines	COL:green, Conn. nr. 1, spanner size 24, switch press. 0.3-0.6 bar, thread M10x1	7.0139			
All engines	COL:green, Conn. nr. 1, switch press. 0.3-0.6 bar, thread M10x1	7.0196			
All engines	COL:brown, Conn. nr. 2, without adapter		7.6266		
All engines	COL:black, Conn. nr. 4			7.1232 T20	
All engines	COL:blue, Conn. nr. 4				7.1220 T25
All engines	Conn. nr. 5				7.1309 T22

				ENGINE
1.4 TSI	Petrol	110	06/09->	CAVF, CNUB, CTHF, CTJB, CZEA

Engine	Information	S10	T10	T20 - T23	T22 - T25
Eng. CAVF, CNUB	COL:brown, Conn. nr. 1, spanner size 24, switch press. 0.55-0.85 bar, thread M10x1.0	7.0132			
Eng. CAVF, CNUB	COL:black, Conn. nr. 1, switch press. 1.2-1.6 bar, thread M10x1.0	7.0135			
Eng. CAVF, CNUB, CZEA	COL:green, Conn. nr. 1, spanner size 24, switch press. 0.3-0.6 bar, thread M10x1	7.0139			
Eng. CAVF, CNUB, CTHF, CTJB	COL:green, Conn. nr. 1, switch press. 0.3-0.6 bar, thread M10x1	7.0196			
Eng. CAVF, CNUB, CTHF, CTJB	COL:black		7.6215		
All engines	COL:brown, Conn. nr. 2, without adapter		7.6266		
All engines	COL:black, Conn. nr. 4			7.1232 T20	
Eng. CAVF, CNUB, CTHF, CTJB	pole nr. 2				7.1220 T22
Eng. CAVF, CNUB, CTHF, CTJB	pole nr. 4				7.1309 T22
Eng. CZEA	Conn. nr. 5				7.1337 T22

				ENGINE
1.4 TSI Cupra	Petrol	132	06/09->	CAVE, CTHE, CTJC

Engine	Information	S10	T10	T20 - T23	T22 - T25
All engines	COL:green, Conn. nr. 1, switch press. 0.3-0.6 bar, thread M10x1	7.0196			
All engines	COL:black		7.6215		
All engines	COL:brown		7.6266		

S10 OIL PRESSURE WARNING LIGHT SWITCH	T10 REVERSING LIGHT SWITCH	T20 BRAKE LIGHT SWITCH
T22 SWITCH CLUTCH CONTROL (CRUISE CONTROL)	T23 SWITCH BRAKE ACTUATION (ENGINE TIMING)	T25 SWITCH CLUTCH CONTROL (ENGINE CONTROL)

FUNCTIONS ON THE VEHICLE

Vehicle	alim.	kW	Date	Engine	 S10	 T10	 T20 - T23	 T22 - T25
---------	-------	----	------	--------	---	---	--	---

ENGINE				
1.4 TSI Cupra	Petrol	132	06/09->	CAVE, CTHE, CTJC

Engine	Information	S10	T10	T20 - T23	T22 - T25
All engines	COL:black, Conn. nr. 4			7.1232 T20	
All engines	pole nr. 2				7.1220 T22
All engines	pole nr. 4				7.1309 T22

ENGINE				
1.6	Petrol	77	05/08->	BTS

Engine	Information	S10	T10	T20 - T23	T22 - T25
All engines	COL:black, Conn. nr. 1, PR. T18, switch press. 1.2-1.6 bar, thread M10x1.0	7.0135			
All engines	COL:green, Conn. nr. 1, PR. T70, PR. TF4, PR. TT0, PR. TT1, PR. TW0, spanner size 24, switch press. 0.3-0.6 bar, thread M10x1	7.0139			
All engines	COL:green, Conn. nr. 1, PR. TF0, switch press. 0.3-0.6 bar, thread M10x1	7.0196			
All engines	COL:black, Conn. nr. 2, t.nr. JDD/JXY/KFK/LBQ, thread M12x1.5, without adapter		7.6215		
All engines	COL:brown, Conn. nr. 2, t.nr. JHF/JHL/JHQ/JUS/LNK, t.nr. LNR/LVA/LZF/LVG, without adapter		7.6266		
All engines	COL:black, Conn. nr. 4			7.1232 T20	
All engines	COL:blue, Conn. nr. 4				7.1220 T25

ENGINE				
1.6 LPG	Petrol/ Petro- leum Gas (LPG)	60	05/11->	CNKA

Engine	Information	S10	T10	T20 - T23	T22 - T25
All engines	COL:black, Conn. nr. 1, PR. T18, switch press. 1.2-1.6 bar, thread M10x1.0	7.0135			
All engines	COL:green, Conn. nr. 1, PR. T70, PR. TF4, PR. TT0, PR. TT1, PR. TW0, spanner size 24, switch press. 0.3-0.6 bar, thread M10x1	7.0139			
All engines	COL:green, Conn. nr. 1, PR. TF0, switch press. 0.3-0.6 bar, thread M10x1	7.0196			
All engines	COL:black, Conn. nr. 2, t.nr. JDD/JXY/KFK/LBQ, thread M12x1.5, without adapter		7.6215		
All engines	COL:brown, Conn. nr. 2, t.nr. JHF/JHL/JHQ/JUS/LNK, t.nr. LNR/LVA/LZF/LVG, without adapter		7.6266		
All engines	COL:black, Conn. nr. 4			7.1232 T20	
All engines	COL:blue, Conn. nr. 4				7.1220 T25

ENGINE				
1.6 SRE	Petrol	66	07/15->	CWVB

Engine	Information	S10	T10	T20 - T23	T22 - T25
All engines		7.0139		7.1232 T20	7.1337 T22
All engines	COL:black		7.6215		
All engines	COL:brown		7.6266		

ENGINE				
1.6 SRE	Petrol	81	07/15->	CWVA

Engine	Information	S10	T10	T20 - T23	T22 - T25
All engines		7.0139		7.1232 T20	7.1337 T22
All engines	COL:black		7.6215		
All engines	COL:brown		7.6266		

ENGINE				
1.6 TDI	Diesel	55	05/10-06/10	CAYA

Engine	Information	S10	T10	T20 - T23	T22 - T25
All engines			7.6215	7.1232 T20	
All engines	pole nr. 2				7.1220 T22
All engines	+brake energy recovery, +start-stop function, pole nr. 4				7.1309 T22

ENGINE				
1.6 TDI	Diesel	66	05/09->	CAYB

Engine	Information	S10	T10	T20 - T23	T22 - T25
All engines	COL:brown, Conn. nr. 1, PR. TF3, spanner size 24, switch press. 0.55-0.85 bar, thread M10x1.0	7.0132			
All engines	COL:green, Conn. nr. 1, spanner size 24, switch press. 0.3-0.6 bar, thread M10x1	7.0139			
All engines	COL:green, Conn. nr. 1, PR. TT0, switch press. 0.3-0.6 bar, thread M10x1	7.0196			
All engines	COL:black, Conn. nr. 2, t.nr. JDD/JXY/KFK/LBQ, thread M12x1.5, without adapter		7.6215		
All engines	COL:brown, Conn. nr. 2, t.nr. JHF/JHL/JHQ/JUS/LNK, t.nr. LNR/LVA/LZF/LVG, without adapter		7.6266		
All engines	COL:black, Conn. nr. 4			7.1232 T20	
All engines	COL:blue, Conn. nr. 4				7.1220 T22

S10 OIL PRESSURE WARNING LIGHT SWITCH	T10 REVERSING LIGHT SWITCH	T20 BRAKE LIGHT SWITCH
T22 SWITCH CLUTCH CONTROL (CRUISE CONTROL)	T23 SWITCH BRAKE ACTUATION (ENGINE TIMING)	T25 SWITCH CLUTCH CONTROL (ENGINE CONTROL)

Vehicle	alim.	kW	Date	Engine	FUNCTIONS ON THE VEHICLE			
					S10	T10	T20 - T23	T22 - T25

ENGINE				
1.6 TDI	Diesel	66	05/09->	CAYB

Engine	Information	S10	T10	T20 - T23	T22 - T25
All engines	COL:blue, Conn. nr. 4, -start-stop function				7.1220 T25
All engines	+start-stop function, Conn. nr. 5				7.1309 T25

ENGINE				
1.6 TDI	Diesel	77	05/09->	CAYC, CLNA

Engine	Information	S10	T10	T20 - T23	T22 - T25
All engines	COL:brown, Conn. nr. 1, spanner size 24, switch press. 0.55-0.85 bar, thread M10x1.0	7.0132			
Eng. CLNA	COL:green	7.0139			
All engines	COL:black, Conn. nr. 2, t.nr. JDD/JXY/KFK/LBQ, thread M12x1.5, without adapter		7.6215		
All engines	COL:brown, Conn. nr. 2, t.nr. JHF/JHL/JHQ/JUS/LNK, t.nr. LNR/LVA/LZF/LVG, without adapter		7.6266		
All engines	COL:black, Conn. nr. 4			7.1232 T20	
Eng. CLNA	pole nr. 2				7.1220 T22
All engines	COL:blue, Conn. nr. 4				7.1220 T25
Eng. CLNA	pole nr. 4				7.1309 T22

ENGINE				
1.8 TSI Cupra	Petrol	141	11/15->	DAJA

Engine	Information	S10	T10	T20 - T23	T22 - T25
All engines	COL:brown, Conn. nr. 1, spanner size 24, switch press. 0.55-0.85 bar, thread M10x1.0	7.0132			
All engines	COL:blue, Conn. nr. 1, switch press. 2.15-2.95 bar, thread M10x1	7.0192			
All engines	COL:brown, Conn. nr. 2, without adapter		7.6266		
All engines	COL:black, Conn. nr. 4			7.1232 T20	
All engines	Conn. nr. 5				7.1337 T22, T25

ENGINE				
1.9 TDI	Diesel	66	07/08-06/10	BXJ

Engine	Information	S10	T10	T20 - T23	T22 - T25
All engines	COL:brown, Conn. nr. 1, spanner size 24, switch press. 0.55-0.85 bar, thread M10x1.0	7.0132			
All engines	COL:black, Conn. nr. 2, t.nr. JDD/JXY/KFK/LBQ, thread M12x1.5, without adapter		7.6215		
All engines	COL:brown, Conn. nr. 2, t.nr. JHF/JHL/JHQ/JUS/LNK, t.nr. LNR/LVA/LZF/LVG, without adapter		7.6266		
All engines	COL:black, Conn. nr. 4			7.1232 T20	
All engines	COL:blue, Conn. nr. 4				7.1220 T25

ENGINE				
1.9 TDI	Diesel	74	03/08->	BMT

Engine	Information	S10	T10	T20 - T23	T22 - T25
All engines		7.0132		7.1232 T20	
All engines	COL:black		7.6215		
All engines	COL:brown		7.6266		
All engines	pole nr. 2				7.1220 T22
All engines	pole nr. 4				7.1309 T22

ENGINE				
1.9 TDI	Diesel	77	03/08-06/10	BLS

Engine	Information	S10	T10	T20 - T23	T22 - T25
All engines	COL:brown, Conn. nr. 1, spanner size 24, switch press. 0.55-0.85 bar, thread M10x1.0	7.0132			
All engines	COL:black, Conn. nr. 2, t.nr. JDD/JXY/KFK/LBQ, thread M12x1.5, without adapter		7.6215		
All engines	COL:brown, Conn. nr. 2, t.nr. JHF/JHL/JHQ/JUS/LNK, t.nr. LNR/LVA/LZF/LVG, without adapter		7.6266		
All engines	COL:black, Conn. nr. 4			7.1232 T20	
All engines	COL:blue, Conn. nr. 4				7.1220 T25

ENGINE				
2.0	Petrol	85	10/08->	CEKA

Engine	Information	S10	T10	T20 - T23	T22 - T25
All engines	COL:black, Conn. nr. 1, switch press. 1.2-1.6 bar, thread M10x1.0	7.0135			
All engines	COL:black		7.6215		
All engines	COL:brown, Conn. nr. 2, without adapter		7.6266		
All engines	COL:black, Conn. nr. 4			7.1232 T20	
All engines	pole nr. 2				7.1220 T22
All engines	COL:blue, Conn. nr. 4				7.1220 T25
All engines	pole nr. 4				7.1309 T22

S10	OIL PRESSURE WARNING LIGHT SWITCH	T10	REVERSING LIGHT SWITCH	T20	BRAKE LIGHT SWITCH
T22	SWITCH CLUTCH CONTROL (CRUISE CONTROL)	T23	SWITCH BRAKE ACTUATION (ENGINE TIMING)	T25	SWITCH CLUTCH CONTROL (ENGINE CONTROL)

FUNCTIONS ON THE VEHICLE

Vehicle	alim.	kW	Date	Engine	 S10	 T10	 T20 - T23	 T22 - T25
---------	-------	----	------	--------	---	---	--	---

				ENGINE
2.0 TDI	Diesel	105	01/10->	CFHD

Engine	Information	S10	T10	T20 - T23	T22 - T25
All engines	COL:brown, Conn. nr. 1, spanner size 24, switch press. 0.35-0.85 bar, thread M10x1.0	7.0132			
All engines	COL:black, Conn. nr. 2, t.nr. JDD/JXY/KFK/LBQ, thread M12x1.5, without adapter		7.6215		
All engines	COL:brown, Conn. nr. 2, t.nr. JHF/JHL/JHQ/JUS/LNK, t.nr. LNR/LVA/LZF/LVG, without adapter		7.6266		
All engines	COL:black, Conn. nr. 4			7.1232	T20
All engines	COL:blue, Conn. nr. 4				7.1220 T25

				ENGINE
1.0	Petrol	48	07/17->	CHYC

Engine	Information	S10	T10	T20 - T23	T22 - T25
All engines	COL:green, Conn. nr. 1, spanner size 24, switch press. 0.3-0.6 bar, thread M10x1	7.0139			
All engines	COL:black, Conn. nr. 2, thread M12x1.5, without adapter		7.6215		
All engines	COL:brown, Conn. nr. 2, without adapter		7.6266		
All engines	COL:black, Conn. nr. 4			7.1232	T20
All engines					7.1311 T22
All engines	Conn. nr. 5				7.1337 T22

				ENGINE
1.0	Petrol	55	01/17->	CHYB

Engine	Information	S10	T10	T20 - T23	T22 - T25
All engines	COL:green, Conn. nr. 1, spanner size 24, switch press. 0.3-0.6 bar, thread M10x1	7.0139			
All engines	COL:brown, Conn. nr. 2, without adapter		7.6266		
All engines	COL:black, Conn. nr. 4			7.1232	T20
All engines	Conn. nr. 5				7.1337 T22

				ENGINE
1.0 TGI	Petrol/ Natural Gas (CNG)	66	11/17->	DBYA

Engine	Information	S10	T10	T20 - T23	T22 - T25
All engines	COL:brown, Conn. nr. 2, without adapter		7.6266		
All engines	COL:black, Conn. nr. 4			7.1232	T20
All engines	Conn. nr. 5				7.1337 T22

				ENGINE
1.0 TSI	Petrol	70	01/17->	CHZL

Engine	Information	S10	T10	T20 - T23	T22 - T25
All engines	COL:brown, Conn. nr. 2, without adapter		7.6266		
All engines	COL:black, Conn. nr. 4			7.1232	T20
All engines	Conn. nr. 5				7.1337 T22

				ENGINE
1.0 TSI	Petrol	85	01/17->	CHZJ, DKJA

Engine	Information	S10	T10	T20 - T23	T22 - T25
All engines	COL:black, Conn. nr. 2, thread M12x1.5, without adapter		7.6215		
All engines	COL:brown, Conn. nr. 2, without adapter		7.6266		
All engines	COL:black, Conn. nr. 4			7.1232	T20
All engines					7.1311 T22





				ENGINE
1.5 TSI	Petrol	110	07/17->	DADA

Engine	Information	S10	T10	T20 - T23	T22 - T25
All engines	COL:black, Conn. nr. 2, t.nr. RZF, thread M12x1.5, without adapter		7.6215		
All engines	COL:brown, Conn. nr. 2, t.nr. SEN/TCW, without adapter		7.6266		
All engines	COL:black, Conn. nr. 4			7.1232	T20
All engines	Conn. nr. 5				7.1337 T22

				ENGINE
1.6 TDI	Diesel	59	11/17->	DGTC

Engine	Information	S10	T10	T20 - T23	T22 - T25
All engines	COL:brown, Conn. nr. 2, without adapter		7.6266		
All engines	COL:black, Conn. nr. 4			7.1232	T20
All engines					7.1311 T22

S10	OIL PRESSURE WARNING LIGHT SWITCH	T10	REVERSING LIGHT SWITCH	T20	BRAKE LIGHT SWITCH
T22	SWITCH CLUTCH CONTROL (CRUISE CONTROL)	T23	SWITCH BRAKE ACTUATION (ENGINE TIMING)	T25	SWITCH CLUTCH CONTROL (ENGINE CONTROL)

Vehicle	alim.	kW	Date	Engine	FUNCTIONS ON THE VEHICLE			
					 S10	 T10	 T20 - T23	 T22 - T25

				ENGINE
1.6 TDI	Diesel	70	09/17->	DGTD

Engine	Information	S10	T10	T20 - T23	T22 - T25
All engines	COL:brown, Conn. nr. 2, without adapter		7.6266		
All engines	COL:black, Conn. nr. 4			7.1232 T20	
All engines					7.1311 T22

				ENGINE
1.6 TDI	Diesel	85	12/17->	DGTA

Engine	Information	S10	T10	T20 - T23	T22 - T25
All engines	COL:black, Conn. nr. 2, t.tnr. RZF, thread M12x1.5, without adapter		7.6215		
All engines	COL:brown, Conn. nr. 2, t.tnr. SEN/TCW, without adapter		7.6266		
All engines	COL:black, Conn. nr. 4			7.1232 T20	
All engines					7.1311 T22

				ENGINE
1.4 16V	Petrol	55	04/00-06/03	AUA

Engine	Information	S10	T10	T20 - T23	T22 - T25
All engines	COL:green, Conn. nr. 1, spanner size 24, switch press. 0.3-0.6 bar, thread M10x1	7.0139			
All engines	Conn. nr. 2, spanner size 21, thread M12x1.5, without adapter		7.6125		
All engines	spanner size 22, thread M18x1.5		7.6126		
All engines	-> 01/04/02, ->ch. 9K2020000, COL:white			7.1129 T20	
All engines	01/05/02 ->, ch. 9K3000001 ->, Conn. nr. 4			7.1151 T20	

				ENGINE
1.4 i	Petrol	44	11/95-06/03	AEX, AKV, APQ, AUD

Engine	Information	S10	T10	T20 - T23	T22 - T25
Eng. AEX, AKV, APQ	-> 01/09/99, ->ch. 9KX005000, COL:blue, Conn. nr. 1, switch press. 0.25 bar, thread M10x1.0	7.0008			
Eng. AEX, AKV, APQ	01/10/99 ->, ch. 9KX005001 ->, COL:blue, Conn. nr. 1, switch press. 0.15/0.35 bar, thread M10x1.0	7.0133			
Eng. AUD	COL:green, Conn. nr. 1, spanner size 24, switch press. 0.3-0.6 bar, thread M10x1	7.0139			
All engines	Conn. nr. 2, spanner size 21, thread M12x1.5, without adapter		7.6125		
All engines	spanner size 22, thread M18x1.5		7.6126		
All engines	-> 01/04/02, ->ch. 9K2020000, COL:white			7.1129 T20	
All engines	01/05/02 ->, ch. 9K3000001 ->, Conn. nr. 4			7.1151 T20	

				ENGINE
1.6 i	Petrol	55	11/95-09/00	1F, AEE

Engine	Information	S10	T10	T20 - T23	T22 - T25
All engines	COL:blue, Conn. nr. 1, switch press. 0.25 bar, thread M10x1.0	7.0008			
All engines	Conn. nr. 2, spanner size 21, thread M12x1.5, without adapter		7.6125		
All engines	spanner size 22, thread M18x1.5		7.6126		
All engines	COL:white			7.1129 T20	

				ENGINE
1.7 D	Diesel	42	09/96-06/03	AHB

Engine	Information	S10	T10	T20 - T23	T22 - T25
All engines	-> 01/09/99, ->ch. 9KX005000, COL:blue, Conn. nr. 1, switch press. 0.25 bar, thread M10x1.0	7.0008			
All engines	-> 01/09/99, ->ch. 9KX005000, COL:grey, Conn. nr. 1, switch press. 0.9 bar, thread M10x1.0	7.0095			
All engines	01/10/99 ->, ch. 9KX005001 ->, COL:brown, Conn. nr. 1, spanner size 24, switch press. 0.55-0.85 bar, thread M10x1.0	7.0132			
All engines	01/10/99 ->, ch. 9KX005001 ->, COL:blue, Conn. nr. 1, switch press. 0.15/0.35 bar, thread M10x1.0	7.0133			
All engines	Conn. nr. 2, spanner size 21, thread M12x1.5, without adapter		7.6125		
All engines	with adapter		7.6193		
All engines	COL:white			7.1129 T20	

				ENGINE
1.9 D	Diesel	47	11/95-06/03	1Y, AEY, AYQ

Engine	Information	S10	T10	T20 - T23	T22 - T25
Eng. 1Y, AEY	-> 01/09/99, ->ch. 9KX005000, COL:blue, Conn. nr. 1, switch press. 0.25 bar, thread M10x1.0	7.0008			
All engines	-> 01/09/99, ->ch. 9KX005000, COL:grey, Conn. nr. 1, switch press. 0.9 bar, thread M10x1.0	7.0095			
Eng. AEY, AYQ	01/10/99 ->, ch. 9KX005001 ->, COL:brown, Conn. nr. 1, spanner size 24, switch press. 0.55-0.85 bar, thread M10x1.0	7.0132			

S10 OIL PRESSURE WARNING LIGHT SWITCH	T10 REVERSING LIGHT SWITCH	T20 BRAKE LIGHT SWITCH
T22 SWITCH CLUTCH CONTROL (CRUISE CONTROL)	T23 SWITCH BRAKE ACTUATION (ENGINE TIMING)	T25 SWITCH CLUTCH CONTROL (ENGINE CONTROL)

FUNCTIONS ON THE VEHICLE

Vehicle	alim.	kW	Date	Engine	 S10	 T10	 T20 - T23	 T22 - T25
---------	-------	----	------	--------	---	---	--	---

				ENGINE
1.9 D	Diesel	47	11/95-06/03	1Y, AEY, AYQ

Engine	Information	S10	T10	T20 - T23	T22 - T25
Eng. AEY	01/10/99 ->, ch. 9KX005001 ->, COL:blue, Conn. nr. 1, switch press. 0.15/0.35 bar, thread M10x1.0	7.0133			
Eng. 1Y	01/10/99 ->, ch. 9KX005001 ->, COL:grey, Conn. nr. 1, spanner size 24, switch press. 0.75-1.05 bar, thread M10x1.0	7.0134			
Eng. 1Y	Conn. nr. 2, spanner size 21, thread M12x1.5, without adapter		7.6125		
All engines	with adapter		7.6193		
All engines	-> 01/04/02, ->ch. 9K2020000, COL:white			7.1129	T20
All engines	01/05/02 ->, ch. 9K3000001 ->, Conn. nr. 4			7.1151	T20

				ENGINE
1.9 SDI	Diesel	47	11/95-06/03	1Y, AEY, AYQ

Engine	Information	S10	T10	T20 - T23	T22 - T25
Eng. 1Y, AEY	-> 01/09/99, ->ch. 9KX005000, COL:blue, Conn. nr. 1, switch press. 0.25 bar, thread M10x1.0	7.0008			
All engines	-> 01/09/99, ->ch. 9KX005000, COL:grey, Conn. nr. 1, switch press. 0.9 bar, thread M10x1.0	7.0095			
Eng. AEY, AYQ	01/10/99 ->, ch. 9KX005001 ->, COL:brown, Conn. nr. 1, spanner size 24, switch press. 0.55-0.85 bar, thread M10x1.0	7.0132			
Eng. AEY	01/10/99 ->, ch. 9KX005001 ->, COL:blue, Conn. nr. 1, switch press. 0.15/0.35 bar, thread M10x1.0	7.0133			
Eng. 1Y	01/10/99 ->, ch. 9KX005001 ->, COL:grey, Conn. nr. 1, spanner size 24, switch press. 0.75-1.05 bar, thread M10x1.0	7.0134			
Eng. 1Y	Conn. nr. 2, spanner size 21, thread M12x1.5, without adapter		7.6125		
All engines	with adapter		7.6193		
All engines	-> 01/04/02, ->ch. 9K2020000, COL:white			7.1129	T20
All engines	01/05/02 ->, ch. 9K3000001 ->, Conn. nr. 4			7.1151	T20

LEON I

				ENGINE
1.4 16V	Petrol	55	11/99-06/06	AHW, APE, AXP, BCA

Engine	Information	S10	T10	T20 - T23	T22 - T25
All engines	COL:black, Conn. nr. 1, switch press. 1.2-1.6 bar, thread M10x1.0	7.0135			
All engines	COL:black, Conn. nr. 2, t.nr. DUS/DUU/DUW/EGR/EGS, t.nr. EGV/EGW/ERT/FBK/FSQ, t.nr. EUH, thread M12x1.5, without adapter		7.6215		
All engines	COL:brown, Conn. nr. 2, t.nr. DRP/EFF/ERF/ERR/FEK, t.nr. FEL/FHA/FMH/FMP/FMT, t.nr. FZM/FZP/FZQ, without adapter		7.6266		
All engines	Conn. nr. 2			7.1055	T20
All engines	Conn. nr. 4			7.1151	T20
Eng. AHW, APE, AXP	->ch. 1M-1-033 000				7.1143 T22
All engines	ch. 1M-1-033 001 ->				7.1220 T22

				ENGINE
1.6	Petrol	74	11/99-06/06	AEH, AKL

Engine	Information	S10	T10	T20 - T23	T22 - T25
All engines	COL:black, Conn. nr. 1, switch press. 1.2-1.6 bar, thread M10x1.0	7.0135			
All engines	with adapter		7.6193		
All engines	COL:black, Conn. nr. 2, t.nr. DUS/DUU/DUW/EGR/EGS, t.nr. EGV/EGW/ERT/FBK/FSQ, t.nr. EUH, thread M12x1.5, without adapter		7.6215		
All engines	COL:brown, Conn. nr. 2, t.nr. DRP/EFF/ERF/ERR/FEK, t.nr. FEL/FHA/FMH/FMP/FMT, t.nr. FZM/FZP/FZQ, without adapter		7.6266		
All engines	Conn. nr. 2			7.1055	T20
All engines	Conn. nr. 4			7.1151	T20
Eng. AKL	->ch. 1M-1-033 000				7.1143 T22
Eng. AKL	ch. 1M-1-033 001 ->				7.1220 T22

				ENGINE
1.6	Petrol	75	10/05-06/06	BFQ

Engine	Information	S10	T10	T20 - T23	T22 - T25
All engines	COL:black, Conn. nr. 1, switch press. 1.2-1.6 bar, thread M10x1.0	7.0135			
All engines	COL:black, Conn. nr. 2, t.nr. DUS/DUU/DUW/EGR/EGS, t.nr. EGV/EGW/ERT/FBK/FSQ, t.nr. EUH, thread M12x1.5, without adapter		7.6215		
All engines	COL:brown, Conn. nr. 2, t.nr. DRP/EFF/ERF/ERR/FEK, t.nr. FEL/FHA/FMH/FMP/FMT, t.nr. FZM/FZP/FZQ, without adapter		7.6266		
All engines	Conn. nr. 4			7.1151	T20
All engines					7.1220 T22

S10 OIL PRESSURE WARNING LIGHT SWITCH	T10 REVERSING LIGHT SWITCH	T20 BRAKE LIGHT SWITCH
T22 SWITCH CLUTCH CONTROL (CRUISE CONTROL)	T23 SWITCH BRAKE ACTUATION (ENGINE TIMING)	T25 SWITCH CLUTCH CONTROL (ENGINE CONTROL)

FUNCTIONS ON THE VEHICLE

Vehicle	alim.	kW	Date	Engine	 S10	 T10	 T20 - T23	 T22 - T25
---------	-------	----	------	--------	---	---	--	---

ENGINE				
1.6 16 V	Petrol	77	09/00-06/06	AUS, AZD, BCB

Engine	Information	S10	T10	T20 - T23	T22 - T25
All engines	COL:green, Conn. nr. 1, spanner size 24, switch press. 0.3-0.6 bar, thread M10x1	7.0139			
All engines	COL:black, Conn. nr. 2, t.nr. DUS/DUU/DUW/EGR/EGS, t.nr. EGV/EGW/ERT/FBK/FSQ, t.nr. EUH, thread M12x1.5, without adapter		7.6215		
All engines	COL:brown, Conn. nr. 2, t.nr. DRP/EFF/ERF/ERR/FEK, t.nr. FEL/FHA/FMH/FMP/FMT, t.nr. FZM/FZP/FZQ, without adapter		7.6266		
All engines	Conn. nr. 2			7.1055 T20	
All engines	Conn. nr. 4			7.1151 T20	
Eng. AZD	->ch. 1M-1-033 000				7.1143 T22
Eng. AZD, BCB	ch. 1M-1-033 001 ->				7.1220 T22

ENGINE				
1.8 20V	Petrol	92	11/99-06/06	AGN, APG

Engine	Information	S10	T10	T20 - T23	T22 - T25
All engines	COL:black, Conn. nr. 1, switch press. 1.2-1.6 bar, thread M10x1.0	7.0135			
All engines	with adapter		7.6193		
All engines	COL:black, Conn. nr. 2, t.nr. DUS/DUU/DUW/EGR/EGS, t.nr. EGV/EGW/ERT/FBK/FSQ, t.nr. EUH, thread M12x1.5, without adapter		7.6215		
All engines	COL:brown, Conn. nr. 2, t.nr. DRP/EFF/ERF/ERR/FEK, t.nr. FEL/FHA/FMH/FMP/FMT, t.nr. FZM/FZP/FZQ, without adapter		7.6266		
All engines	Conn. nr. 2			7.1055 T20	
All engines	Conn. nr. 4			7.1151 T20	
Eng. APG	->ch. 1M-1-033 000				7.1143 T22
All engines	ch. 1M-1-033 001 ->				7.1220 T22

ENGINE				
1.8 20V T	Petrol	132	11/99-06/06	APP, AUQ

Engine	Information	S10	T10	T20 - T23	T22 - T25
All engines	COL:black, Conn. nr. 1, switch press. 1.2-1.6 bar, thread M10x1.0	7.0135			
All engines	COL:black, Conn. nr. 2, t.nr. DUS/DUU/DUW/EGR/EGS, t.nr. EGV/EGW/ERT/FBK/FSQ, t.nr. EUH, thread M12x1.5, without adapter		7.6215		
All engines	COL:brown, Conn. nr. 2, t.nr. DRP/EFF/ERF/ERR/FEK, t.nr. FEL/FHA/FMH/FMP/FMT, t.nr. FZM/FZP/FZQ, without adapter		7.6266		
All engines	Conn. nr. 2			7.1055 T20	
All engines	Conn. nr. 4			7.1151 T20	
All engines	->ch. 1M-1-033 000				7.1143 T22
All engines	ch. 1M-1-033 001 ->				7.1220 T22

ENGINE				
1.8 20V T 4	Petrol	132	11/99-06/06	AJQ, ARY

Engine	Information	S10	T10	T20 - T23	T22 - T25
All engines	COL:black, Conn. nr. 1, switch press. 1.2-1.6 bar, thread M10x1.0	7.0135			
All engines	COL:black, Conn. nr. 2, t.nr. DUS/DUU/DUW/EGR/EGS, t.nr. EGV/EGW/ERT/FBK/FSQ, t.nr. EUH, thread M12x1.5, without adapter		7.6215		
All engines	COL:brown, Conn. nr. 2, t.nr. DRP/EFF/ERF/ERR/FEK, t.nr. FEL/FHA/FMH/FMP/FMT, t.nr. FZM/FZP/FZQ, without adapter		7.6266		
All engines	Conn. nr. 2			7.1055 T20	
All engines	Conn. nr. 4			7.1151 T20	
All engines	->ch. 1M-1-033 000				7.1143 T22
All engines	ch. 1M-1-033 001 ->				7.1220 T22

ENGINE				
1.8 T Cupra R	Petrol	154	02/02-06/06	AMK

Engine	Information	S10	T10	T20 - T23	T22 - T25
All engines	COL:black, Conn. nr. 1, switch press. 1.2-1.6 bar, thread M10x1.0	7.0135			
All engines	COL:black, Conn. nr. 2, t.nr. DUS/DUU/DUW/EGR/EGS, t.nr. EGV/EGW/ERT/FBK/FSQ, t.nr. EUH, thread M12x1.5, without adapter		7.6215		
All engines	COL:brown, Conn. nr. 2, t.nr. DRP/EFF/ERF/ERR/FEK, t.nr. FEL/FHA/FMH/FMP/FMT, t.nr. FZM/FZP/FZQ, without adapter		7.6266		
All engines	Conn. nr. 2			7.1055 T20	
All engines	Conn. nr. 4			7.1151 T20	
All engines					7.1220 T22

S10 OIL PRESSURE WARNING LIGHT SWITCH	T10 REVERSING LIGHT SWITCH	T20 BRAKE LIGHT SWITCH
T22 SWITCH CLUTCH CONTROL (CRUISE CONTROL)	T23 SWITCH BRAKE ACTUATION (ENGINE TIMING)	T25 SWITCH CLUTCH CONTROL (ENGINE CONTROL)

FUNCTIONS ON THE VEHICLE

Vehicle	alim.	kW	Date	Engine	 S10	 T10	 T20 - T23	 T22 - T25
---------	-------	----	------	--------	---	---	--	---

				ENGINE
1.8 T Cupra R	Petrol	165	07/03-06/06	BAM

Engine	Information	S10	T10	T20 - T23	T22 - T25
All engines	COL:black, Conn. nr. 1, switch press. 1.2-1.6 bar, thread M10x1.0	7.0135			
All engines	COL:black, Conn. nr. 2, t.nr. DUS/DUU/DUW/EGR/EGS, t.nr. EGV/EGW/ERT/FBK/FSQ, t.nr. EUH, thread M12x1.5, without adapter		7.6215		
All engines	COL:brown, Conn. nr. 2, t.nr. DRP/EFF/ERF/ERR/FEK, t.nr. FEL/FHA/FMH/FMP/FMT, t.nr. FZM/FZP/FZQ, without adapter		7.6266		
All engines	Conn. nr. 2			7.1055 T20	
All engines	Conn. nr. 4			7.1151 T20	
All engines					7.1220 T22

				ENGINE
1.8 Turbo 4x4	Petrol	154	05/02-05/03	AMK

Engine	Information	S10	T10	T20 - T23	T22 - T25
All engines		7.0135	7.6266	7.1230 T20	7.1220 T22

				ENGINE
1.9 SDI	Diesel	50	11/99-06/06	AQM

Engine	Information	S10	T10	T20 - T23	T22 - T25
All engines	COL:brown, Conn. nr. 1, spanner size 24, switch press. 0.55-0.85 bar, thread M10x1.0	7.0132			
All engines	COL:black, Conn. nr. 2, t.nr. DUS/DUU/DUW/EGR/EGS, t.nr. EGV/EGW/ERT/FBK/FSQ, t.nr. EUH, thread M12x1.5, without adapter		7.6215		
All engines	COL:brown, Conn. nr. 2, t.nr. DRP/EFF/ERF/ERR/FEK, t.nr. FEL/FHA/FMH/FMP/FMT, t.nr. FZM/FZP/FZQ, without adapter		7.6266		
All engines	Conn. nr. 2			7.1055 T20	
All engines	Conn. nr. 4			7.1151 T20	
All engines	->ch. 1M-1-033 000				7.1143 T22
All engines	ch. 1M-1-033 001 ->				7.1220 T22

				ENGINE
1.9 TDI	Diesel	110	09/00-06/06	ARL

Engine	Information	S10	T10	T20 - T23	T22 - T25
All engines	COL:brown, Conn. nr. 1, spanner size 24, switch press. 0.55-0.85 bar, thread M10x1.0	7.0132			
All engines	COL:black, Conn. nr. 2, t.nr. DUS/DUU/DUW/EGR/EGS, t.nr. EGV/EGW/ERT/FBK/FSQ, t.nr. EUH, thread M12x1.5, without adapter		7.6215		
All engines	COL:brown, Conn. nr. 2, t.nr. DRP/EFF/ERF/ERR/FEK, t.nr. FEL/FHA/FMH/FMP/FMT, t.nr. FZM/FZP/FZQ, without adapter		7.6266		
All engines	Conn. nr. 2			7.1055 T20	
All engines	Conn. nr. 4			7.1151 T20	
All engines	->ch. 1M-1-033 000				7.1143 T22
All engines	ch. 1M-1-033 001 ->				7.1220 T22

				ENGINE
1.9 TDI	Diesel	66	11/99-06/06	AGR, ALH

Engine	Information	S10	T10	T20 - T23	T22 - T25
All engines	COL:brown, Conn. nr. 1, spanner size 24, switch press. 0.55-0.85 bar, thread M10x1.0	7.0132			
All engines	with adapter		7.6193		
All engines	COL:black, Conn. nr. 2, t.nr. DUS/DUU/DUW/EGR/EGS, t.nr. EGV/EGW/ERT/FBK/FSQ, t.nr. EUH, thread M12x1.5, without adapter		7.6215		
All engines	COL:brown, Conn. nr. 2, t.nr. DRP/EFF/ERF/ERR/FEK, t.nr. FEL/FHA/FMH/FMP/FMT, t.nr. FZM/FZP/FZQ, without adapter		7.6266		
All engines	Conn. nr. 2			7.1055 T20	
All engines	Conn. nr. 4			7.1151 T20	
All engines	->ch. 1M-1-033 000				7.1143 T22
All engines	ch. 1M-1-033 001 ->				7.1220 T22

				ENGINE
1.9 TDI	Diesel	74	10/05-06/06	AXR

Engine	Information	S10	T10	T20 - T23	T22 - T25
All engines	COL:brown, Conn. nr. 1, spanner size 24, switch press. 0.55-0.85 bar, thread M10x1.0	7.0132			
All engines	COL:black, Conn. nr. 2, t.nr. DUS/DUU/DUW/EGR/EGS, t.nr. EGV/EGW/ERT/FBK/FSQ, t.nr. EUH, thread M12x1.5, without adapter		7.6215		
All engines	COL:brown, Conn. nr. 2, t.nr. DRP/EFF/ERF/ERR/FEK, t.nr. FEL/FHA/FMH/FMP/FMT, t.nr. FZM/FZP/FZQ, without adapter		7.6266		
All engines	Conn. nr. 2			7.1055 T20	
All engines	Conn. nr. 4			7.1151 T20	

S10 OIL PRESSURE WARNING LIGHT SWITCH	T10 REVERSING LIGHT SWITCH	T20 BRAKE LIGHT SWITCH
T22 SWITCH CLUTCH CONTROL (CRUISE CONTROL)	T23 SWITCH BRAKE ACTUATION (ENGINE TIMING)	T25 SWITCH CLUTCH CONTROL (ENGINE CONTROL)

FUNCTIONS ON THE VEHICLE

Vehicle	alim.	kW	Date	Engine	 S10	 T10	 T20 - T23	 T22 - T25
---------	-------	----	------	--------	---	---	--	---

				ENGINE
1.9 TDI	Diesel	74	10/05-06/06	AXR

Engine	Information	S10	T10	T20 - T23	T22 - T25
All engines					7.1220 T22

				ENGINE
1.9 TDI	Diesel	81	11/99-06/06	AHF, ASV

Engine	Information	S10	T10	T20 - T23	T22 - T25
All engines	COL:black, Conn. nr. 1, switch press. 1.2-1.6 bar, thread M10x1.0	7.0135			
All engines	with adapter		7.6193		
All engines	COL:black, Conn. nr. 2, t.nr. DUS/DUU/DUW/EGR/EGS, t.nr. EGV/EGW/ERT/FBK/FSQ, t.nr. EUH, thread M12x1.5, without adapter		7.6215		
All engines	COL:brown, Conn. nr. 2, t.nr. DRP/EFF/ERF/ERR/FEK, t.nr. FEL/FHA/FMH/FMP/FMT, t.nr. FZM/FZP/FZQ, without adapter		7.6266		
All engines	Conn. nr. 2			7.1055 T20	
All engines	Conn. nr. 4			7.1151 T20	
All engines	->ch. 1M-1-033 000				7.1143 T22
All engines	ch. 1M-1-033 001 ->				7.1220 T22

				ENGINE
1.9 TDI	Diesel	96	05/03-06/06	ASZ

Engine	Information	S10	T10	T20 - T23	T22 - T25
All engines	COL:brown, Conn. nr. 1, spanner size 24, switch press. 0.55-0.85 bar, thread M10x1.0	7.0132			
All engines	COL:black, Conn. nr. 2, t.nr. DUS/DUU/DUW/EGR/EGS, t.nr. EGV/EGW/ERT/FBK/FSQ, t.nr. EUH, thread M12x1.5, without adapter		7.6215		
All engines	COL:brown, Conn. nr. 2, t.nr. DRP/EFF/ERF/ERR/FEK, t.nr. FEL/FHA/FMH/FMP/FMT, t.nr. FZM/FZP/FZQ, without adapter		7.6266		
All engines	Conn. nr. 4			7.1151 T20	
All engines					7.1220 T22

				ENGINE
1.9 TDI Syncro	Diesel	110	05/02-06/06	ARL

Engine	Information	S10	T10	T20 - T23	T22 - T25
All engines	COL:brown, Conn. nr. 1, spanner size 24, switch press. 0.55-0.85 bar, thread M10x1.0	7.0132			
All engines	COL:black, Conn. nr. 2, t.nr. DUS/DUU/DUW/EGR/EGS, t.nr. EGV/EGW/ERT/FBK/FSQ, t.nr. EUH, thread M12x1.5, without adapter		7.6215		
All engines	COL:brown, Conn. nr. 2, t.nr. DRP/EFF/ERF/ERR/FEK, t.nr. FEL/FHA/FMH/FMP/FMT, t.nr. FZM/FZP/FZQ, without adapter		7.6266		
All engines	Conn. nr. 2			7.1055 T20	
All engines	Conn. nr. 4			7.1151 T20	
All engines	->ch. 1M-1-033 000				7.1143 T22
All engines	ch. 1M-1-033 001 ->				7.1220 T22

				ENGINE
2.3 V5	Petrol	110	10/98-11/00	AGZ

Engine	Information	S10	T10	T20 - T23	T22 - T25
All engines	ch. 1M-Y-000 001 ->	7.0134			
All engines	->ch. 1M-X-010 000	7.0135			
All engines	see connection type		7.6193, 7.6215		
All engines	pole nr. 2			7.1055 T20	
All engines	pole nr. 4			7.1230 T20	
All engines	->ch. 1M-1-033 000				7.1143 T22
All engines	ch. 1M-1-033 001 ->				7.1220 T22

				ENGINE
2.3 VR5	Petrol	125	09/00-11/03	AQN

Engine	Information	S10	T10	T20 - T23	T22 - T25
All engines		7.0135			
All engines	see connection type		7.6193, 7.6215		
All engines	MODEL TO:2001, pole nr. 2			7.1055 T20	
All engines	pole nr. 4			7.1230 T20	
All engines	->ch. 1M-1-033 000				7.1143 T22
All engines	ch. 1M-1-033 001 ->				7.1220 T22

S10	OIL PRESSURE WARNING LIGHT SWITCH	T10	REVERSING LIGHT SWITCH	T20	BRAKE LIGHT SWITCH
T22	SWITCH CLUTCH CONTROL (CRUISE CONTROL)	T23	SWITCH BRAKE ACTUATION (ENGINE TIMING)	T25	SWITCH CLUTCH CONTROL (ENGINE CONTROL)

FUNCTIONS ON THE VEHICLE

Vehicle	alim.	kW	Date	Engine	 S10	 T10	 T20 - T23	 T22 - T25
---------	-------	----	------	--------	---	---	--	---

ENGINE				
2.8	Petrol	150	05/02-06/04	BDE

Engine	Information	S10	T10	T20 - T23	T22 - T25
All engines	COL:blue, Conn. nr. 1, switch press. 0.15/0.35 bar, thread M10x1.0	7.0133			
All engines	COL:black, Conn. nr. 2, t.nr. DUS/DUU/DUW/EGR/EGS, t.nr. EGV/EGW/ERT/FBK/FSQ, t.nr. EUH, thread M12x1.5, without adapter		7.6215		
All engines	COL:brown, Conn. nr. 2, t.nr. DRP/EFF/ERF/ERR/FEK, t.nr. FEL/FHA/FMH/FMP/FMT, t.nr. FZM/FZP/FZQ, without adapter		7.6266		
All engines	Conn. nr. 2			7.1055	T20
All engines	Conn. nr. 4			7.1151	T20
All engines					7.1220 T22

ENGINE				
2.8 Cupra 4	Petrol	150	02/01-06/06	AUE, BDE

Engine	Information	S10	T10	T20 - T23	T22 - T25
Eng. AUE	COL:blue, Conn. nr. 1, switch press. 0.15/0.35 bar, thread M10x1.0	7.0133			
All engines	COL:black, Conn. nr. 2, t.nr. DUS/DUU/DUW/EGR/EGS, t.nr. EGV/EGW/ERT/FBK/FSQ, t.nr. EUH, thread M12x1.5, without adapter		7.6215		
All engines	COL:brown, Conn. nr. 2, t.nr. DRP/EFF/ERF/ERR/FEK, t.nr. FEL/FHA/FMH/FMP/FMT, t.nr. FZM/FZP/FZQ, without adapter		7.6266		
All engines	Conn. nr. 2			7.1055	T20
All engines	Conn. nr. 4			7.1151	T20
Eng. AUE	->ch. 1M-1-033 000				7.1143 T22
Eng. AUE	ch. 1M-1-033 001 ->				7.1220 T22

LEON II

ENGINE				
1.2 TSI	Petrol	77	02/10-12/12	CBZB

Engine	Information	S10	T10	T20 - T23	T22 - T25
All engines	COL:green, Conn. nr. 1, switch press. 0.3-0.6 bar, thread M10x1	7.0196			
All engines	COL:black, Conn. nr. 2, t.nr. GQO/GXV/JCP/JCR/JWX, t.nr. JYL/KBL/KVT/KVZ, thread M12x1.5, without adapter		7.6215		
All engines	COL:brown, Conn. nr. 2, t.nr. FXQ/GVY/HDU/HDV/HJH, t.nr. JHU/JHV/JLT/JLZ/JMA, t.nr. JPG/JQN/KDM/KDR/KDS, t.nr. KDU/KNR/KNX/KNY/KPA, t.nr. KRG/KXW/KXZ/KZS/KZW, without adapter		7.6266		
All engines	COL:black, Conn. nr. 4			7.1232	T20
All engines					7.1309 T22

ENGINE				
1.4 16V	Petrol	63	06/06-12/12	BXW, CGGB

Engine	Information	S10	T10	T20 - T23	T22 - T25
Eng. CGGB		7.0135			
Eng. BXW	COL:green, Conn. nr. 1, spanner size 24, switch press. 0.3-0.6 bar, thread M10x1	7.0139			
All engines	COL:black, Conn. nr. 2, t.nr. GQO/GXV/JCP/JCR/JWX, t.nr. JYL/KBL/KVT/KVZ, thread M12x1.5, without adapter		7.6215		
All engines	COL:brown, Conn. nr. 2, t.nr. FXQ/GVY/HDU/HDV/HJH, t.nr. JHU/JHV/JLT/JLZ/JMA, t.nr. JPG/JQN/KDM/KDR/KDS, t.nr. KDU/KNR/KNX/KNY/KPA, t.nr. KRG/KXW/KXZ/KZS/KZW, without adapter		7.6266		
All engines	->ch. 1P-6-038 500, COL:black, Conn. nr. 4, LHD			7.1228	T20
All engines	->ch. 1P-6-038 500, Conn. nr. 4, RHD, thread M12x1.5			7.1229	T20
Eng. CGGB	ch. 1P-6-038 501 ->			7.1232	T20
All engines					7.1309 T22

ENGINE				
1.4 TSI	Petrol	92	11/07-12/12	CAXC

Engine	Information	S10	T10	T20 - T23	T22 - T25
All engines	COL:green, Conn. nr. 1, spanner size 24, switch press. 0.3-0.6 bar, thread M10x1	7.0139			
All engines	COL:black, Conn. nr. 2, t.nr. GQO/GXV/JCP/JCR/JWX, t.nr. JYL/KBL/KVT/KVZ, thread M12x1.5, without adapter		7.6215		
All engines	COL:brown, Conn. nr. 2, t.nr. FXQ/GVY/HDU/HDV/HJH, t.nr. JHU/JHV/JLT/JLZ/JMA, t.nr. JPG/JQN/KDM/KDR/KDS, t.nr. KDU/KNR/KNX/KNY/KPA, t.nr. KRG/KXW/KXZ/KZS/KZW, without adapter		7.6266		
All engines	COL:black, Conn. nr. 4, LHD			7.1228	T20
All engines	Conn. nr. 4, RHD, thread M12x1.5			7.1229	T20
All engines					7.1309 T22

S10	OIL PRESSURE WARNING LIGHT SWITCH	T10	REVERSING LIGHT SWITCH	T20	BRAKE LIGHT SWITCH
T22	SWITCH CLUTCH CONTROL (CRUISE CONTROL)	T23	SWITCH BRAKE ACTUATION (ENGINE TIMING)	T25	SWITCH CLUTCH CONTROL (ENGINE CONTROL)

FUNCTIONS ON THE VEHICLE

Vehicle	alim.	kW	Date	Engine	 S10	 T10	 T20 - T23	 T22 - T25
---------	-------	----	------	--------	---	---	--	---

ENGINE				
1.6	Petrol	75	07/05-12/12	BSE, BSF, CCSA, CMXA

Engine	Information	S10	T10	T20 - T23	T22 - T25
All engines	COL:black, COL:grey, Conn. nr. 1, switch press. 1.2/1.6 bar, switch press. 1.2-1.6 bar, thread M10x1.0	7.0135			
All engines	COL:black, Conn. nr. 2, t.nr. GQQ/GXV/JCP/JCR/JWX, t.nr. JYL/KBL/KVT/KVZ, thread M12x1.5, without adapter		7.6215		
All engines	COL:brown, Conn. nr. 2, t.nr. FXQ/GVY/HDU/HDV/HJH, t.nr. JHU/JHV/JLT/JLZ/JMA, t.nr. JPG/JQN/KDM/KDR/KDS, t.nr. KDU/KNR/KNX/KNY/KPA, t.nr. KRG/KXW/KXZ/KZS/KZW, without adapter		7.6266		
All engines	-> 01/10/05, COL:black, Conn. nr. 4			7.1228	T20
All engines	-> 01/11/08, 01/11/05 ->, Conn. nr. 4, thread M12x1.5			7.1229	T20
All engines	01/12/08 ->, COL:black, Conn. nr. 4			7.1232	T20
All engines					7.1309 T22

ENGINE				
1.6 LPG	Petrol/ Petro- leum Gas (LPG)	75	12/09-12/12	CHGA

Engine	Information	S10	T10	T20 - T23	T22 - T25
All engines	COL:black, Conn. nr. 1, switch press. 1.2-1.6 bar, thread M10x1.0	7.0135			
All engines	COL:black, Conn. nr. 2, t.nr. GQQ/GXV/JCP/JCR/JWX, t.nr. JYL/KBL/KVT/KVZ, thread M12x1.5, without adapter		7.6215		
All engines	COL:brown, Conn. nr. 2, t.nr. FXQ/GVY/HDU/HDV/HJH, t.nr. JHU/JHV/JLT/JLZ/JMA, t.nr. JPG/JQN/KDM/KDR/KDS, t.nr. KDU/KNR/KNX/KNY/KPA, t.nr. KRG/KXW/KXZ/KZS/KZW, without adapter		7.6266		
All engines	COL:black, Conn. nr. 4			7.1232	T20
All engines					7.1309 T22

ENGINE				
1.6 MultiFuel	Petrol/ Ethanol	75	11/10-12/12	BSE, CCSA, CMXA

Engine	Information	S10	T10	T20 - T23	T22 - T25
All engines	COL:black, Conn. nr. 1, switch press. 1.2-1.6 bar, thread M10x1.0	7.0135			
Eng. CCSA, CMXA	COL:blue, Conn. nr. 2, switch press. 2.15-2.95 bar, thread M10x1.0	7.0192			
All engines	COL:black, Conn. nr. 2, t.nr. GQQ/GXV/JCP/JCR/JWX, t.nr. JYL/KBL/KVT/KVZ, thread M12x1.5, without adapter		7.6215		
All engines	COL:brown, Conn. nr. 2, t.nr. FXQ/GVY/HDU/HDV/HJH, t.nr. JHU/JHV/JLT/JLZ/JMA, t.nr. JPG/JQN/KDM/KDR/KDS, t.nr. KDU/KNR/KNX/KNY/KPA, t.nr. KRG/KXW/KXZ/KZS/KZW, without adapter		7.6266		
All engines	-> 01/10/05, ->ch. 1P-6-038 500, COL:black, Conn. nr. 4, LHD			7.1228	T20
All engines	-> 01/11/08, ->ch. 1P-6-038 500, 01/11/05 ->, Conn. nr. 4, RHD, thread M12x1.5			7.1229	T20
All engines	01/12/08 ->, ch. 1P-6-038 501 ->, COL:black, Conn. nr. 4			7.1232	T20
Eng. BSE, CMXA					7.1309 T22

ENGINE				
1.6 TDI	Diesel	66	11/10-12/12	CAYB

Engine	Information	S10	T10	T20 - T23	T22 - T25
All engines	COL:black, Conn. nr. 1, switch press. 1.2-1.6 bar, thread M10x1.0	7.0135			
All engines	COL:brown, Conn. nr. 2, without adapter		7.6266		
All engines	COL:black, Conn. nr. 4			7.1232	T20
All engines					7.1309 T22

ENGINE				
1.6 TDI	Diesel	77	02/10-12/12	CAVC

Engine	Information	S10	T10	T20 - T23	T22 - T25
All engines	COL:green, Conn. nr. 1, spanner size 24, switch press. 0.3-0.6 bar, thread M10x1	7.0139			
All engines	COL:black, Conn. nr. 2, t.nr. GQQ/GXV/JCP/JCR/JWX, t.nr. JYL/KBL/KVT/KVZ, thread M12x1.5, without adapter		7.6215		
All engines	COL:brown, Conn. nr. 2, t.nr. FXQ/GVY/HDU/HDV/HJH, t.nr. JHU/JHV/JLT/JLZ/JMA, t.nr. JPG/JQN/KDM/KDR/KDS, t.nr. KDU/KNR/KNX/KNY/KPA, t.nr. KRG/KXW/KXZ/KZS/KZW, without adapter		7.6266		
All engines	COL:black, Conn. nr. 4			7.1232	T20
All engines					7.1309 T22

ENGINE				
1.8 TSI	Petrol	118	06/07-12/12	BZB, CDA

Engine	Information	S10	T10	T20 - T23	T22 - T25
All engines	COL:grey, Conn. nr. 1, switch press. 1.2/1.6 bar, thread M10x1.0	7.0135			
All engines	COL:black, Conn. nr. 2, t.nr. GQQ/GXV/JCP/JCR/JWX, t.nr. JYL/KBL/KVT/KVZ, thread M12x1.5, without adapter		7.6215		

S10	OIL PRESSURE WARNING LIGHT SWITCH	T10	REVERSING LIGHT SWITCH	T20	BRAKE LIGHT SWITCH
T22	SWITCH CLUTCH CONTROL (CRUISE CONTROL)	T23	SWITCH BRAKE ACTUATION (ENGINE TIMING)	T25	SWITCH CLUTCH CONTROL (ENGINE CONTROL)

FUNCTIONS ON THE VEHICLE

Vehicle	alim.	kW	Date	Engine	 S10	 T10	 T20 - T23	 T22 - T25
---------	-------	----	------	--------	---	---	--	---

ENGINE				
1.8 TSI	Petrol	118	06/07-12/12	BZB, CDAA

Engine	Information	S10	T10	T20 - T23	T22 - T25
All engines	COL:brown, Conn. nr. 2, t.nr. FXQ/GVY/HDU/HDV/HJH, t.nr. JHU/JHV/JLT/JLZ/JMA, t.nr. JPG/JQN/KDM/KDR/KDS, t.nr. KDU/KNR/KNX/KNY/KPA, t.nr. KRG/KXW/KXZ/KZS/KZW, without adapter		7.6266		
All engines	COL:black, Conn. nr. 4, LHD			7.1228 T20	
All engines	Conn. nr. 4, RHD, thread M12x1.5			7.1229 T20	
All engines					7.1309 T22

ENGINE				
1.9 TDI	Diesel	66	06/07-12/10	BXF

Engine	Information	S10	T10	T20 - T23	T22 - T25
All engines	COL:brown, Conn. nr. 1, spanner size 24, switch press. 0.55-0.85 bar, thread M10x1.0	7.0132			
All engines	COL:black, Conn. nr. 2, t.nr. GQO/GXV/JCP/JCR/JWX, t.nr. JYL/KBL/KVT/KVZ, thread M12x1.5, without adapter		7.6215		
All engines	COL:brown, Conn. nr. 2, t.nr. FXQ/GVY/HDU/HDV/HJH, t.nr. JHU/JHV/JLT/JLZ/JMA, t.nr. JPG/JQN/KDM/KDR/KDS, t.nr. KDU/KNR/KNX/KNY/KPA, t.nr. KRG/KXW/KXZ/KZS/KZW, without adapter		7.6266		
All engines	COL:black, Conn. nr. 4, LHD			7.1228 T20	
All engines	Conn. nr. 4, RHD, thread M12x1.5			7.1229 T20	
All engines					7.1309 T22

ENGINE				
1.9 TDI	Diesel	77	07/05-12/10	BKC, BLS, BXE

Engine	Information	S10	T10	T20 - T23	T22 - T25
All engines	COL:brown, Conn. nr. 1, spanner size 24, switch press. 0.55-0.85 bar, thread M10x1.0	7.0132			
All engines	COL:black, Conn. nr. 2, t.nr. GQO/GXV/JCP/JCR/JWX, t.nr. JYL/KBL/KVT/KVZ, thread M12x1.5, without adapter		7.6215		
All engines	COL:brown, Conn. nr. 2, t.nr. FXQ/GVY/HDU/HDV/HJH, t.nr. JHU/JHV/JLT/JLZ/JMA, t.nr. JPG/JQN/KDM/KDR/KDS, t.nr. KDU/KNR/KNX/KNY/KPA, t.nr. KRG/KXW/KXZ/KZS/KZW, without adapter		7.6266		
All engines	COL:black, Conn. nr. 4, LHD			7.1228 T20	
All engines	Conn. nr. 4, RHD, thread M12x1.5			7.1229 T20	
All engines					7.1309 T22

ENGINE				
2.0 Cupra R	Petrol	195	09/09-12/12	CDLA

Engine	Information	S10	T10	T20 - T23	T22 - T25
All engines	COL:white, Conn. nr. 1, spanner size 24, switch press. 1.8 bar, thread M10x1.0	7.0045			
All engines	COL:black, Conn. nr. 2, t.nr. GQO/GXV/JCP/JCR/JWX, t.nr. JYL/KBL/KVT/KVZ, thread M12x1.5, without adapter		7.6215		
All engines	COL:brown, Conn. nr. 2, t.nr. FXQ/GVY/HDU/HDV/HJH, t.nr. JHU/JHV/JLT/JLZ/JMA, t.nr. JPG/JQN/KDM/KDR/KDS, t.nr. KDU/KNR/KNX/KNY/KPA, t.nr. KRG/KXW/KXZ/KZS/KZW, without adapter		7.6266		
All engines	COL:black, Conn. nr. 4			7.1232 T20	
All engines					7.1309 T22

ENGINE				
2.0 FSI	Petrol	110	07/05-05/10	BLR, BLY, BVY, BVZ

Engine	Information	S10	T10	T20 - T23	T22 - T25
All engines	COL:black, Conn. nr. 2, switch press. 1.2-1.6 bar, thread M10x1.0	7.0168			
All engines	COL:black, Conn. nr. 2, t.nr. GQO/GXV/JCP/JCR/JWX, t.nr. JYL/KBL/KVT/KVZ, thread M12x1.5, without adapter		7.6215		
All engines	COL:brown, Conn. nr. 2, t.nr. FXQ/GVY/HDU/HDV/HJH, t.nr. JHU/JHV/JLT/JLZ/JMA, t.nr. JPG/JQN/KDM/KDR/KDS, t.nr. KDU/KNR/KNX/KNY/KPA, t.nr. KRG/KXW/KXZ/KZS/KZW, without adapter		7.6266		
All engines	COL:black, Conn. nr. 4, LHD			7.1228 T20	
All engines	Conn. nr. 4, RHD, thread M12x1.5			7.1229 T20	
All engines					7.1309 T22

ENGINE				
2.0 TDI	Diesel	100	07/05-05/10	AZV

Engine	Information	S10	T10	T20 - T23	T22 - T25
All engines	COL:brown, Conn. nr. 1, spanner size 24, switch press. 0.55-0.85 bar, thread M10x1.0	7.0132			
All engines	COL:black, Conn. nr. 2, t.nr. GQO/GXV/JCP/JCR/JWX, t.nr. JYL/KBL/KVT/KVZ, thread M12x1.5, without adapter		7.6215		
All engines	COL:brown, Conn. nr. 2, t.nr. FXQ/GVY/HDU/HDV/HJH, t.nr. JHU/JHV/JLT/JLZ/JMA, t.nr. JPG/JQN/KDM/KDR/KDS, t.nr. KDU/KNR/KNX/KNY/KPA, t.nr. KRG/KXW/KXZ/KZS/KZW, without adapter		7.6266		
All engines	COL:black, Conn. nr. 4, LHD			7.1228 T20	
All engines	Conn. nr. 4, RHD, thread M12x1.5			7.1229 T20	

S10 OIL PRESSURE WARNING LIGHT SWITCH	T10 REVERSING LIGHT SWITCH	T20 BRAKE LIGHT SWITCH
T22 SWITCH CLUTCH CONTROL (CRUISE CONTROL)	T23 SWITCH BRAKE ACTUATION (ENGINE TIMING)	T25 SWITCH CLUTCH CONTROL (ENGINE CONTROL)

				FUNCTIONS ON THE VEHICLE					
Vehicle	alim.	kW	Date	Engine	 S10	 T10	 T20 - T23	 T22 - T25	
ENGINE									
2.0 TDI	Diesel	100	07/05-05/10	AZV					
Engine	Information				S10	T10	T20 - T23	T22 - T25	
All engines	Conn. nr. 5							7.1309 T22	
ENGINE									
2.0 TDI	Diesel	103	10/05-10/10	BMM					
Engine	Information				S10	T10	T20 - T23	T22 - T25	
All engines	COL:brown, MODEL FROM:2011				7.0132				
All engines	COL:black, MODEL TO:2010				7.0135				
All engines	COL:black, Conn. nr. 2, t.nr. GQQ/GXV/JCP/JCR/JWX, t.nr. JYL/KBL/KVT/KVZ, thread M12x1.5, without adapter					7.6215			
All engines	COL:brown, Conn. nr. 2, t.nr. FXQ/GVY/HDU/HDV/HJH, t.nr. JHU/JHV/JLT/JLZ/JMA, t.nr. JPG/JQN/KDM/KDR/KDS, t.nr. KDU/KNR/KNX/KNY/KPA, t.nr. KRG/KXW/KXZ/KZS/KZW, without adapter					7.6266			
All engines	COL:black, Conn. nr. 4, LHD						7.1228 T20		
All engines	Conn. nr. 4, RHD, thread M12x1.5						7.1229 T20		
All engines								7.1309 T22	
ENGINE									
2.0 TDI	Diesel	125	05/06-12/12	BMN, CEGA, CFJA					
Engine	Information				S10	T10	T20 - T23	T22 - T25	
Eng. BMN, CEGA	COL:brown, Conn. nr. 1, spanner size 24, switch press. 0.55-0.85 bar, thread M10x1.0				7.0132				
Eng. CFJA	COL:blue, Conn. nr. 2, switch press. 2.15-2.95 bar, thread M10x1.0				7.0192				
All engines	COL:black, Conn. nr. 2, t.nr. GQQ/GXV/JCP/JCR/JWX, t.nr. JYL/KBL/KVT/KVZ, thread M12x1.5, without adapter					7.6215			
All engines	COL:brown, Conn. nr. 2, t.nr. FXQ/GVY/HDU/HDV/HJH, t.nr. JHU/JHV/JLT/JLZ/JMA, t.nr. JPG/JQN/KDM/KDR/KDS, t.nr. KDU/KNR/KNX/KNY/KPA, t.nr. KRG/KXW/KXZ/KZS/KZW, without adapter					7.6266			
Eng. BMN, CEGA	COL:black, Conn. nr. 4, LHD						7.1228 T20		
Eng. BMN, CEGA	Conn. nr. 4, RHD, thread M12x1.5						7.1229 T20		
Eng. CFJA	COL:black, Conn. nr. 4						7.1232 T20		
All engines								7.1309 T22	
ENGINE									
2.0 TDI 16V	Diesel	103	07/05-12/12	BKD, CFHC, CLCB					
Engine	Information				S10	T10	T20 - T23	T22 - T25	
Eng. BKD	COL:brown, Conn. nr. 1, spanner size 24, switch press. 0.55-0.85 bar, thread M10x1.0				7.0132				
Eng. CFHC, CLCB	COL:green, Conn. nr. 1, spanner size 24, switch press. 0.3-0.6 bar, thread M10x1				7.0139				
Eng. CFHC, CLCB	COL:blue, Conn. nr. 2, switch press. 2.15-2.95 bar, thread M10x1.0				7.0192				
All engines	COL:black, Conn. nr. 2, t.nr. GQQ/GXV/JCP/JCR/JWX, t.nr. JYL/KBL/KVT/KVZ, thread M12x1.5, without adapter					7.6215			
All engines	COL:brown, Conn. nr. 2, t.nr. FXQ/GVY/HDU/HDV/HJH, t.nr. JHU/JHV/JLT/JLZ/JMA, t.nr. JPG/JQN/KDM/KDR/KDS, t.nr. KDU/KNR/KNX/KNY/KPA, t.nr. KRG/KXW/KXZ/KZS/KZW, without adapter					7.6266			
Eng. BKD	COL:black, Conn. nr. 4, LHD						7.1228 T20		
Eng. BKD	Conn. nr. 4, RHD, thread M12x1.5						7.1229 T20		
Eng. CFHC, CLCB	COL:black, Conn. nr. 4						7.1232 T20		
All engines								7.1309 T22	
ENGINE									
2.0 TFSI	Petrol	136	09/05-05/06	BWA1					
Engine	Information				S10	T10	T20 - T23	T22 - T25	
All engines	COL:black, Conn. nr. 2, switch press. 1.2-1.6 bar, thread M10x1.0				7.0168				
All engines	COL:black, Conn. nr. 2, t.nr. GQQ/GXV/JCP/JCR/JWX, t.nr. JYL/KBL/KVT/KVZ, thread M12x1.5, without adapter					7.6215			
All engines	COL:brown, Conn. nr. 2, t.nr. FXQ/GVY/HDU/HDV/HJH, t.nr. JHU/JHV/JLT/JLZ/JMA, t.nr. JPG/JQN/KDM/KDR/KDS, t.nr. KDU/KNR/KNX/KNY/KPA, t.nr. KRG/KXW/KXZ/KZS/KZW, without adapter					7.6266			
All engines	COL:black, Conn. nr. 4, LHD						7.1228 T20		
All engines	Conn. nr. 4, RHD, thread M12x1.5						7.1229 T20		
ENGINE									
2.0 TFSI	Petrol	147	05/05-03/09	BWA					
Engine	Information				S10	T10	T20 - T23	T22 - T25	
All engines	COL:black, Conn. nr. 2, switch press. 1.2-1.6 bar, thread M10x1.0				7.0168				
All engines	COL:black, Conn. nr. 2, t.nr. GQQ/GXV/JCP/JCR/JWX, t.nr. JYL/KBL/KVT/KVZ, thread M12x1.5, without adapter					7.6215			
All engines	COL:brown, Conn. nr. 2, t.nr. FXQ/GVY/HDU/HDV/HJH, t.nr. JHU/JHV/JLT/JLZ/JMA, t.nr. JPG/JQN/KDM/KDR/KDS, t.nr. KDU/KNR/KNX/KNY/KPA, t.nr. KRG/KXW/KXZ/KZS/KZW, without adapter					7.6266			
Legend									
S10	OIL PRESSURE WARNING LIGHT SWITCH			T10	REVERSING LIGHT SWITCH			T20	BRAKE LIGHT SWITCH
T22	SWITCH CLUTCH CONTROL (CRUISE CONTROL)			T23	SWITCH BRAKE ACTUATION (ENGINE TIMING)			T25	SWITCH CLUTCH CONTROL (ENGINE CONTROL)

FUNCTIONS ON THE VEHICLE

Vehicle	alim.	kW	Date	Engine	 S10	 T10	 T20 - T23	 T22 - T25
---------	-------	----	------	--------	---	---	--	---

				ENGINE
2.0 TFSI	Petrol	147	05/05-03/09	BWA

Engine	Information	S10	T10	T20 - T23	T22 - T25
All engines	COL:black, Conn. nr. 4, LHD			7.1228 T20	
All engines	Conn. nr. 4, RHD, thread M12x1.5			7.1229 T20	
All engines					7.1309 T22

				ENGINE
2.0 TFSI	Petrol	155	06/09-12/12	CCZB

Engine	Information	S10	T10	T20 - T23	T22 - T25
All engines	COL:green, Conn. nr. 1, spanner size 24, switch press. 0.3-0.6 bar, thread M10x1	7.0139			
All engines	COL:black, Conn. nr. 2, t.nr. GQO/GXV/JCP/JCR/JWX, t.nr. JYL/KBL/KVT/KVZ, thread M12x1.5, without adapter		7.6215		
All engines	COL:brown, Conn. nr. 2, t.nr. FXQ/GVY/HDU/HDV/HJH, t.nr. JHU/JHV/JLT/JLZ/JMA, t.nr. JPG/JQN/KDM/KDR/KDS, t.nr. KDU/KNR/KNX/KNY/KPA, t.nr. KRG/KXW/KXZ/KZS/KZW, without adapter		7.6266		
All engines	COL:black, Conn. nr. 4, LHD			7.1228 T20	
All engines	Conn. nr. 4, RHD, thread M12x1.5			7.1229 T20	
All engines					7.1309 T22

				ENGINE
2.0 TFSI	Petrol	177	11/06-05/11	BWJ, CDLD

Engine	Information	S10	T10	T20 - T23	T22 - T25
All engines	COL:black, Conn. nr. 2, switch press. 1.2-1.6 bar, thread M10x1.0	7.0168			
All engines	COL:black, Conn. nr. 2, t.nr. GQO/GXV/JCP/JCR/JWX, t.nr. JYL/KBL/KVT/KVZ, thread M12x1.5, without adapter		7.6215		
All engines	COL:brown, Conn. nr. 2, t.nr. FXQ/GVY/HDU/HDV/HJH, t.nr. JHU/JHV/JLT/JLZ/JMA, t.nr. JPG/JQN/KDM/KDR/KDS, t.nr. KDU/KNR/KNX/KNY/KPA, t.nr. KRG/KXW/KXZ/KZS/KZW, without adapter		7.6266		
All engines	COL:black, Conn. nr. 4, LHD			7.1228 T20	
All engines	Conn. nr. 4, RHD, thread M12x1.5			7.1229 T20	
All engines					7.1309 T22

LEON III

				ENGINE
1.0 TSI	Petrol	85	05/15->	CHZD, DKRF

Engine	Information	S10	T10	T20 - T23	T22 - T25
All engines	COL:green, Conn. nr. 1, spanner size 24, switch press. 0.3-0.6 bar, thread M10x1	7.0139			
All engines	COL:black, Conn. nr. 2, thread M12x1.5, without adapter		7.6215		
All engines	COL:brown, Conn. nr. 2, without adapter		7.6266		
All engines	COL:black, Conn. nr. 4			7.1232 T20	

				ENGINE
1.2 TSI	Petrol	63	12/12->	CJZB, CYVA

Engine	Information	S10	T10	T20 - T23	T22 - T25
All engines	COL:green, Conn. nr. 1, spanner size 24, switch press. 0.3-0.6 bar, thread M10x1	7.0139			
All engines	COL:black, Conn. nr. 2, t.nr. MWW/MWX, thread M12x1.5, without adapter		7.6215		
All engines	COL:brown, Conn. nr. 2, t.nr. PKG/PTA/PSU, without adapter		7.6266		
All engines	COL:black, Conn. nr. 4			7.1232 T20	

				ENGINE
1.2 TSI	Petrol	77	01/13->	CJZA

Engine	Information	S10	T10	T20 - T23	T22 - T25
All engines	COL:green, Conn. nr. 1, spanner size 24, switch press. 0.3-0.6 bar, thread M10x1	7.0139			
All engines	COL:brown, Conn. nr. 2, without adapter		7.6266		
All engines	COL:black, Conn. nr. 4			7.1232 T20	

				ENGINE
1.2 TSI	Petrol	81	04/14->	CYVB

Engine	Information	S10	T10	T20 - T23	T22 - T25
All engines	COL:green, Conn. nr. 1, spanner size 24, switch press. 0.3-0.6 bar, thread M10x1	7.0139			
All engines	COL:black, Conn. nr. 2, thread M12x1.5, without adapter		7.6215		
All engines	COL:brown, Conn. nr. 2, without adapter		7.6266		
All engines	COL:black, Conn. nr. 4			7.1232 T20	

S10	OIL PRESSURE WARNING LIGHT SWITCH	T10	REVERSING LIGHT SWITCH	T20	BRAKE LIGHT SWITCH
T22	SWITCH CLUTCH CONTROL (CRUISE CONTROL)	T23	SWITCH BRAKE ACTUATION (ENGINE TIMING)	T25	SWITCH CLUTCH CONTROL (ENGINE CONTROL)

FUNCTIONS ON THE VEHICLE

Vehicle	alim.	kW	Date	Engine	 S10	 T10	 T20 - T23	 T22 - T25
---------	-------	----	------	--------	---	---	--	---

				ENGINE
1.4 TGI	Petrol/ Natural Gas (CNG)	81	02/13->	CPWA

Engine	Information	S10	T10	T20 - T23	T22 - T25
All engines	COL:green, Conn. nr. 1, spanner size 24, switch press. 0.3-0.6 bar, thread M10x1	7.0139			
All engines	COL:blue, Conn. nr. 2, switch press. 2.15-2.95 bar, thread M10x1.0	7.0192			
All engines	COL:black, Conn. nr. 2, thread M12x1.5, without adapter		7.6215		
All engines	COL:brown, Conn. nr. 2, without adapter		7.6266		
All engines	COL:black, Conn. nr. 4			7.1232	T20

				ENGINE
1.4 TSI	Petrol	103	09/12->	CHPA, CPTA

Engine	Information	S10	T10	T20 - T23	T22 - T25
All engines	COL:green, Conn. nr. 1, spanner size 24, switch press. 0.3-0.6 bar, thread M10x1	7.0139			
All engines	COL:blue, Conn. nr. 1, Conn. nr. 2, switch press. 2.15-2.95 bar, thread M10x1, thread M10x1.0	7.0192			
All engines	COL:black, Conn. nr. 2, thread M12x1.5, without adapter		7.6215		
All engines	COL:brown, Conn. nr. 2, without adapter		7.6266		
All engines	COL:black, Conn. nr. 4			7.1232	T20

				ENGINE
1.4 TSI	Petrol	110	05/14->	CZDA, CZEA

Engine	Information	S10	T10	T20 - T23	T22 - T25
All engines	COL:green, Conn. nr. 1, spanner size 24, switch press. 0.3-0.6 bar, thread M10x1	7.0139			
All engines	COL:blue, Conn. nr. 1, Conn. nr. 2, switch press. 2.15-2.95 bar, thread M10x1, thread M10x1.0	7.0192			
All engines	COL:black, Conn. nr. 2, thread M12x1.5, without adapter		7.6215		
All engines	COL:brown, Conn. nr. 2, without adapter		7.6266		
All engines	COL:black, Conn. nr. 4			7.1232	T20

				ENGINE
1.4 TSI	Petrol	90	09/12->	CMBA, CXSA

Engine	Information	S10	T10	T20 - T23	T22 - T25
All engines	COL:green, Conn. nr. 1, spanner size 24, switch press. 0.3-0.6 bar, thread M10x1	7.0139			
All engines	COL:blue, Conn. nr. 1, Conn. nr. 2, switch press. 2.15-2.95 bar, thread M10x1, thread M10x1.0	7.0192			
All engines	COL:black, Conn. nr. 2, thread M12x1.5, without adapter		7.6215		
All engines	COL:brown, Conn. nr. 2, without adapter		7.6266		
All engines	COL:black, Conn. nr. 4			7.1232	T20

				ENGINE
1.4 TSI	Petrol	92	05/14->	CZCA

Engine	Information	S10	T10	T20 - T23	T22 - T25
All engines	COL:green, Conn. nr. 1, spanner size 24, switch press. 0.3-0.6 bar, thread M10x1	7.0139			
All engines	COL:blue, Conn. nr. 1, switch press. 2.15-2.95 bar, thread M10x1	7.0192			
All engines	COL:black		7.6215		
All engines	COL:brown		7.6266		
All engines	COL:black, Conn. nr. 4			7.1232	T20

				ENGINE
1.6 TDI	Diesel	66	11/12->	CLHB, CXXA, DDYB

Engine	Information	S10	T10	T20 - T23	T22 - T25
All engines	COL:black, Conn. nr. 2, thread M12x1.5, without adapter		7.6215		
All engines	COL:brown, Conn. nr. 2, without adapter		7.6266		
All engines	COL:black, Conn. nr. 4			7.1232	T20

				ENGINE
1.6 TDI	Diesel	77	09/12->	CLHA





Engine	Information	S10	T10	T20 - T23	T22 - T25
All engines	COL:black, Conn. nr. 2, thread M12x1.5, without adapter		7.6215		
All engines	COL:brown, Conn. nr. 2, without adapter		7.6266		
All engines	COL:black, Conn. nr. 4			7.1232	T20

				ENGINE
1.6 TDI	Diesel	81	09/13->	CRKB, CXXB, DBKA

Engine	Information	S10	T10	T20 - T23	T22 - T25
All engines	COL:black, Conn. nr. 2, man 6 speed, t.tnr. MWW/MWX, thread M12x1.5, without adapter		7.6215		

S10	OIL PRESSURE WARNING LIGHT SWITCH	T10	REVERSING LIGHT SWITCH	T20	BRAKE LIGHT SWITCH
T22	SWITCH CLUTCH CONTROL (CRUISE CONTROL)	T23	SWITCH BRAKE ACTUATION (ENGINE TIMING)	T25	SWITCH CLUTCH CONTROL (ENGINE CONTROL)

FUNCTIONS ON THE VEHICLE

Vehicle	alim.	kW	Date	Engine	 S10	 T10	 T20 - T23	 T22 - T25
ENGINE								
1.6 TDI	Diesel	81	09/13->	CRKB, CXXB, DBKA				
Engine	Information				S10	T10	T20 - T23	T22 - T25
All engines	COL:brown, Conn. nr. 2, man 5 speed, man 6 speed, t.tnr. MYF/PRL/REK/RGN/PDT, t.tnr. NHW/PKG/PTA/PSU, t.tnr. PFL/PGT/PNS, without adapter					7.6266		
All engines	COL:black, Conn. nr. 4						7.1232 T20	
ENGINE								
1.6 TDI	Diesel	85	11/16->	DDYA, DGTE				
Engine	Information				S10	T10	T20 - T23	T22 - T25
All engines	COL:black, Conn. nr. 2, t.tnr. RTD, thread M12x1.5, without adapter					7.6215		
All engines	COL:black, Conn. nr. 4						7.1232 T20	
ENGINE								
1.6 TDI 4Drive	Diesel	77	04/14->	CLHA				
Engine	Information				S10	T10	T20 - T23	T22 - T25
All engines	COL:black, Conn. nr. 2, thread M12x1.5, without adapter					7.6215		
All engines	COL:black, Conn. nr. 4						7.1232 T20	
ENGINE								
1.6 TDI 4Drive	Diesel	81	11/14->	CXXB				
Engine	Information				S10	T10	T20 - T23	T22 - T25
All engines	COL:black, Conn. nr. 2, thread M12x1.5, without adapter					7.6215		
All engines	COL:black, Conn. nr. 4						7.1232 T20	
ENGINE								
1.6 TSI	Petrol	81	05/15->	CWVA				
Engine	Information				S10	T10	T20 - T23	T22 - T25
All engines					7.0139		7.1232 T20	
All engines	COL:black					7.6215		
All engines	COL:brown					7.6266		
ENGINE								
1.8 TFSI	Petrol	132	02/13->	CJSA				
Engine	Information				S10	T10	T20 - T23	T22 - T25
All engines	COL:brown, Conn. nr. 1, spanner size 24, switch press. 0.55-0.85 bar, thread M10x1.0				7.0132			
All engines	COL:blue, Conn. nr. 1, switch press. 2.15-2.95 bar, thread M10x1				7.0192			
All engines	COL:black, Conn. nr. 2, thread M12x1.5, without adapter					7.6215		
All engines	COL:brown, Conn. nr. 2, without adapter					7.6266		
All engines	COL:black, Conn. nr. 4						7.1232 T20	
ENGINE								
1.8 TSI	Petrol	132	02/13->	CJSA				
Engine	Information				S10	T10	T20 - T23	T22 - T25
All engines	COL:brown, Conn. nr. 1, spanner size 24, switch press. 0.55-0.85 bar, thread M10x1.0				7.0132			
All engines	COL:blue, Conn. nr. 1, switch press. 2.15-2.95 bar, thread M10x1				7.0192			
All engines	COL:black					7.6215		
All engines	COL:brown					7.6266		
All engines	COL:black, Conn. nr. 4						7.1232 T20	
ENGINE								
1.8 TSI 4Drive	Petrol	132	11/14->	CJSA, CJSB				
Engine	Information				S10	T10	T20 - T23	T22 - T25
All engines	COL:brown, Conn. nr. 1, spanner size 24, switch press. 0.55-0.85 bar, thread M10x1.0				7.0132			
All engines	COL:blue, Conn. nr. 1, switch press. 2.15-2.95 bar, thread M10x1				7.0192			
Eng. CJSB	COL:black					7.6215		
Eng. CJSB	COL:brown					7.6266		
All engines	COL:black, Conn. nr. 4						7.1232 T20	
ENGINE								
2.0 Cupra	Petrol	195	10/13->	CJXE				
Engine	Information				S10	T10	T20 - T23	T22 - T25
All engines	COL:brown, Conn. nr. 1, spanner size 24, switch press. 0.55-0.85 bar, thread M10x1.0				7.0132			
All engines	COL:blue, Conn. nr. 1, switch press. 2.15-2.95 bar, thread M10x1				7.0192			
All engines	COL:brown, Conn. nr. 2, without adapter					7.6266		
All engines	COL:black, Conn. nr. 4						7.1232 T20	

S10	OIL PRESSURE WARNING LIGHT SWITCH	T10	REVERSING LIGHT SWITCH	T20	BRAKE LIGHT SWITCH
T22	SWITCH CLUTCH CONTROL (CRUISE CONTROL)	T23	SWITCH BRAKE ACTUATION (ENGINE TIMING)	T25	SWITCH CLUTCH CONTROL (ENGINE CONTROL)

FUNCTIONS ON THE VEHICLE

Vehicle	alim.	kW	Date	Engine	 S10	 T10	 T20 - T23	 T22 - T25
---------	-------	----	------	--------	---	---	--	---

				ENGINE
2.0 Cupra	Petrol	206	10/13->	CJXA

Engine	Information	S10	T10	T20 - T23	T22 - T25
All engines	COL:brown, Conn. nr. 1, spanner size 24, switch press. 0.55-0.85 bar, thread M10x1.0	7.0132			
All engines	COL:blue, Conn. nr. 1, switch press. 2.15-2.95 bar, thread M10x1	7.0192			
All engines	COL:brown, Conn. nr. 2, without adapter		7.6266		
All engines	COL:black, Conn. nr. 4			7.1232	T20

				ENGINE
2.0 Cupra	Petrol	213	09/15->	CJXH

Engine	Information	S10	T10	T20 - T23	T22 - T25
All engines	COL:brown, Conn. nr. 1, spanner size 24, switch press. 0.55-0.85 bar, thread M10x1.0	7.0132			
All engines	COL:blue, Conn. nr. 1, switch press. 2.15-2.95 bar, thread M10x1	7.0192			
All engines	COL:black, Conn. nr. 2, thread M12x1.5, without adapter		7.6215		
All engines	COL:brown, Conn. nr. 2, without adapter		7.6266		
All engines	COL:black, Conn. nr. 4			7.1232	T20

				ENGINE
2.0 Cupra	Petrol	221	11/16->	CJXC

Engine	Information	S10	T10	T20 - T23	T22 - T25
All engines	COL:brown, Conn. nr. 1, spanner size 24, switch press. 0.55-0.85 bar, thread M10x1.0	7.0132			
All engines	COL:blue, Conn. nr. 1, switch press. 2.15-2.95 bar, thread M10x1	7.0192			
All engines	COL:black, Conn. nr. 2, t.tnr. MQ250, thread M12x1.5, without adapter		7.6215		
All engines	COL:brown, Conn. nr. 2, t.tnr. 0AJ/MQ200/MQ350, without adapter		7.6266		
All engines	COL:black, Conn. nr. 4			7.1232	T20

				ENGINE
2.0 Cupra 4Drive	Petrol	221	11/16->	CJXC

Engine	Information	S10	T10	T20 - T23	T22 - T25
All engines	COL:brown, Conn. nr. 1, spanner size 24, switch press. 0.55-0.85 bar, thread M10x1.0	7.0132			
All engines	COL:blue, Conn. nr. 1, switch press. 2.15-2.95 bar, thread M10x1	7.0192			
All engines	COL:black, Conn. nr. 4			7.1232	T20

				ENGINE
2.0 Cupra R	Petrol	228	11/17->	CJXG

Engine	Information	S10	T10	T20 - T23	T22 - T25
All engines	COL:brown, Conn. nr. 1, spanner size 24, switch press. 0.55-0.85 bar, thread M10x1.0	7.0132			
All engines	COL:blue, Conn. nr. 1, switch press. 2.15-2.95 bar, thread M10x1	7.0192			
All engines	COL:black, Conn. nr. 2, thread M12x1.5, without adapter		7.6215		
All engines	COL:brown, Conn. nr. 2, without adapter		7.6266		
All engines	COL:black, Conn. nr. 4			7.1232	T20

				ENGINE
2.0 TDI	Diesel	105	05/13->	CRVC

Engine	Information	S10	T10	T20 - T23	T22 - T25
All engines	COL:brown, Conn. nr. 2, without adapter		7.6266		
All engines	COL:black, Conn. nr. 4			7.1232	T20

				ENGINE
2.0 TDI	Diesel	110	10/12->	CKFC, CRBC, CRLB, CRMB

Engine	Information	S10	T10	T20 - T23	T22 - T25
All engines	COL:brown, Conn. nr. 2, t.tnr. MYF/PRL/REK/RGN/PDT, t.tnr. PFL/PFN/PGT/PNS/NGD, without adapter		7.6266		
All engines	COL:black, Conn. nr. 4			7.1232	T20

				ENGINE
2.0 TDI	Diesel	130	01/16->	CRGA

Engine	Information	S10	T10	T20 - T23	T22 - T25
All engines	COL:black		7.6215		
All engines	COL:brown		7.6266		
All engines				7.1232	T20

				ENGINE
2.0 TDI	Diesel	135	09/12->	CUNA, CUPA

Engine	Information	S10	T10	T20 - T23	T22 - T25
All engines	COL:black, Conn. nr. 2, thread M12x1.5, without adapter		7.6215		

S10 OIL PRESSURE WARNING LIGHT SWITCH	T10 REVERSING LIGHT SWITCH	T20 BRAKE LIGHT SWITCH
T22 SWITCH CLUTCH CONTROL (CRUISE CONTROL)	T23 SWITCH BRAKE ACTUATION (ENGINE TIMING)	T25 SWITCH CLUTCH CONTROL (ENGINE CONTROL)

FUNCTIONS ON THE VEHICLE

Vehicle	alim.	kW	Date	Engine	 S10	 T10	 T20 - T23	 T22 - T25
---------	-------	----	------	--------	---	---	--	---

				ENGINE
2.0 TDI	Diesel	135	09/12->	CUNA, CUPA

Engine	Information	S10	T10	T20 - T23	T22 - T25
All engines	COL:brown, Conn. nr. 2, without adapter		7.6266		
All engines	COL:black, Conn. nr. 4			7.1232 T20	

				ENGINE
2.0 TDI	Diesel	81	02/13->	CRLD, CRVA

Engine	Information	S10	T10	T20 - T23	T22 - T25
All engines	COL:black, Conn. nr. 2, thread M12x1.5, without adapter		7.6215		
Eng. CRLD	COL:brown		7.6266		
All engines	COL:black, Conn. nr. 4			7.1232 T20	

				ENGINE
2.0 TDI 4Drive	Diesel	110	04/14->	CRBC, CRLB, CRMB, DCYA

Engine	Information	S10	T10	T20 - T23	T22 - T25
All engines	COL:brown, Conn. nr. 2, without adapter		7.6266		
All engines	COL:black, Conn. nr. 4			7.1232 T20	

				ENGINE
2.0 TDI 4Drive	Diesel	135	11/14->	CUNA

Engine	Information	S10	T10	T20 - T23	T22 - T25
All engines	COL:black, Conn. nr. 4			7.1232 T20	

LEON ST

				ENGINE
1.0 TSI	Petrol	85	05/15->	CHZD

Engine	Information	S10	T10	T20 - T23	T22 - T25
All engines	COL:green, Conn. nr. 1, spanner size 24, switch press. 0.3-0.6 bar, thread M10x1	7.0139			
All engines	COL:black, Conn. nr. 2, thread M12x1.5, without adapter		7.6215		
All engines	COL:brown, Conn. nr. 2, without adapter		7.6266		
All engines	COL:black, Conn. nr. 4			7.1232 T20	

				ENGINE
1.2 TSI	Petrol	63	01/13->	CJZB, CYVA

Engine	Information	S10	T10	T20 - T23	T22 - T25
All engines	COL:green, Conn. nr. 1, spanner size 24, switch press. 0.3-0.6 bar, thread M10x1	7.0139			
All engines	COL:black, Conn. nr. 2, thread M12x1.5, without adapter		7.6215		
All engines	COL:brown, Conn. nr. 2, without adapter		7.6266		
All engines	COL:black, Conn. nr. 4			7.1232 T20	

				ENGINE
1.2 TSI	Petrol	81	05/14->	CYVB

Engine	Information	S10	T10	T20 - T23	T22 - T25
All engines	COL:green, Conn. nr. 1, spanner size 24, switch press. 0.3-0.6 bar, thread M10x1	7.0139			
All engines	COL:brown, Conn. nr. 2, without adapter		7.6266		
All engines	COL:black, Conn. nr. 4			7.1232 T20	

				ENGINE
1.4 TSI	Petrol	110	05/14->	CZDA, CZEA

Engine	Information	S10	T10	T20 - T23	T22 - T25
All engines	COL:green, Conn. nr. 1, spanner size 24, switch press. 0.3-0.6 bar, thread M10x1	7.0139			
All engines	COL:blue, Conn. nr. 1, Conn. nr. 2, switch press. 2.15-2.95 bar, thread M10x1, thread M10x1.0	7.0192			
All engines	COL:brown, Conn. nr. 2, without adapter		7.6266		
All engines	COL:black, Conn. nr. 4			7.1232 T20	





				ENGINE
1.6 TDI	Diesel	81	09/13->	CRKB, CXXB, DBKA

Engine	Information	S10	T10	T20 - T23	T22 - T25
All engines	COL:black, Conn. nr. 2, man 5 speed, t.nr. MWW/MWX, thread M12x1.5, without adapter		7.6215		
All engines	COL:brown, Conn. nr. 2, man 5 speed, man 6 speed, t.nr. MYF/PRL/REK/RGN/PDI, t.nr. NHW/PKG/PTA/PSU, t.nr. PFL/PGT/PNS, without adapter		7.6266		
All engines	COL:black, Conn. nr. 4			7.1232 T20	

				ENGINE
1.6 TDI	Diesel	85	11/16->	DDYA

Engine	Information	S10	T10	T20 - T23	T22 - T25
All engines	COL:black, Conn. nr. 2, thread M12x1.5, without adapter		7.6215		
All engines	COL:black, Conn. nr. 4			7.1232 T20	

S10	OIL PRESSURE WARNING LIGHT SWITCH	T10	REVERSING LIGHT SWITCH	T20	BRAKE LIGHT SWITCH
T22	SWITCH CLUTCH CONTROL (CRUISE CONTROL)	T23	SWITCH BRAKE ACTUATION (ENGINE TIMING)	T25	SWITCH CLUTCH CONTROL (ENGINE CONTROL)

Vehicle	alim.	kW	Date	Engine	FUNCTIONS ON THE VEHICLE			
					 S10	 T10	 T20 - T23	 T22 - T25

				ENGINE
1.8 TFSI	Petrol	132	10/13->	CJSA

Engine	Information	S10	T10	T20 - T23	T22 - T25
All engines	COL:brown, Conn. nr. 1, spanner size 24, switch press. 0.55-0.85 bar, thread M10x1.0	7.0132			
All engines	COL:blue, Conn. nr. 1, switch press. 2.15-2.95 bar, thread M10x1	7.0192			
All engines	COL:brown, Conn. nr. 2, without adapter		7.6266		
All engines	COL:black, Conn. nr. 4			7.1232	T20

				ENGINE
2.0 Cupra	Petrol	206	10/13->	CJXA

Engine	Information	S10	T10	T20 - T23	T22 - T25
All engines	COL:brown, Conn. nr. 1, spanner size 24, switch press. 0.55-0.85 bar, thread M10x1.0	7.0132			
All engines	COL:blue, Conn. nr. 1, switch press. 2.15-2.95 bar, thread M10x1	7.0192			
All engines	COL:brown, Conn. nr. 2, without adapter		7.6266		
All engines	COL:black, Conn. nr. 4			7.1232	T20

				ENGINE
2.0 Cupra	Petrol	221	11/16->	CJXC

Engine	Information	S10	T10	T20 - T23	T22 - T25
All engines	COL:brown, Conn. nr. 1, spanner size 24, switch press. 0.55-0.85 bar, thread M10x1.0	7.0132			
All engines	COL:blue, Conn. nr. 1, switch press. 2.15-2.95 bar, thread M10x1	7.0192			
All engines	COL:black, Conn. nr. 2, thread M12x1.5, without adapter		7.6215		
All engines	COL:brown, Conn. nr. 2, without adapter		7.6266		
All engines	COL:black, Conn. nr. 4			7.1232	T20

				ENGINE
2.0 Cupra 4Drive	Petrol	221	11/16->	CJXC

Engine	Information	S10	T10	T20 - T23	T22 - T25
All engines	COL:brown, Conn. nr. 1, spanner size 24, switch press. 0.55-0.85 bar, thread M10x1.0	7.0132			
All engines	COL:blue, Conn. nr. 1, switch press. 2.15-2.95 bar, thread M10x1	7.0192			
All engines	COL:black, Conn. nr. 4			7.1232	T20

				ENGINE
2.0 TDI	Diesel	110	04/13->	CKFC, CRBC, CRLB, CRMB

Engine	Information	S10	T10	T20 - T23	T22 - T25
All engines	COL:brown, Conn. nr. 2, without adapter		7.6266		
All engines	COL:black, Conn. nr. 4			7.1232	T20

				ENGINE
2.0 TDI	Diesel	135	08/13->	CUNA, CUPA

Engine	Information	S10	T10	T20 - T23	T22 - T25
All engines	COL:brown, Conn. nr. 2, without adapter		7.6266		
All engines	COL:black, Conn. nr. 4			7.1232	T20

				ENGINE
2.0 TDI 4Drive	Diesel	110	09/14->	CRBC, CRLB

Engine	Information	S10	T10	T20 - T23	T22 - T25
All engines	COL:brown, Conn. nr. 2, without adapter		7.6266		
All engines	COL:black, Conn. nr. 4			7.1232	T20

				ENGINE
2.0 TDI 4Drive	Diesel	135	10/14->	CUNA

Engine	Information	S10	T10	T20 - T23	T22 - T25
All engines	COL:black, Conn. nr. 4			7.1232	T20

				ENGINE
MALAGA				

				ENGINE
1.2	Petrol	44	05/85-12/93	021 A 1000

Engine	Information	S10	T10	T20 - T23	T22 - T25
All engines		7.0000	7.6110	7.1080	T20

				ENGINE
1.5	Petrol	63	05/85-12/93	021 A 2000

Engine	Information	S10	T10	T20 - T23	T22 - T25
All engines		7.0000	7.6110	7.1080	T20

S10 OIL PRESSURE WARNING LIGHT SWITCH	T10 REVERSING LIGHT SWITCH	T20 BRAKE LIGHT SWITCH
T22 SWITCH CLUTCH CONTROL (CRUISE CONTROL)	T23 SWITCH BRAKE ACTUATION (ENGINE TIMING)	T25 SWITCH CLUTCH CONTROL (ENGINE CONTROL)

Vehicle	alim.	kW	Date	Engine	 S10	 T10	 T20 - T23	 T22 - T25
---------	-------	----	------	--------	---	---	--	---

				ENGINE
1.5 i	Petrol	74	01/87-12/93	021 B.2000

Engine	Information	S10	T10	T20 - T23	T22 - T25
All engines		7.0000	7.6110	7.1080 T20	

				ENGINE
1.7 D	Diesel	40	05/85-12/93	022 A.5000

Engine	Information	S10	T10	T20 - T23	T22 - T25
All engines		7.0000	7.6110	7.1080 T20	

				ENGINE
1.7 D	Diesel	42	05/90-12/93	022 A.5000

Engine	Information	S10	T10	T20 - T23	T22 - T25
All engines		7.0000	7.6110	7.1080 T20	

MARBELLA

				ENGINE
0.8	Petrol	25	08/86-12/93	08 NCA

Engine	Information	S10	T10	T20 - T23	T22 - T25
All engines		7.0001, 7.0060	7.6110	7.1000 T20	

				ENGINE
0.9	Petrol	29	01/87-12/93	09 NCA, 100 GL 7000

Engine	Information	S10	T10	T20 - T23	T22 - T25
Eng. 09 NCA		7.0001	7.6110	7.1000 T20	
All engines		7.0060			

				ENGINE
0.9	Petrol	32	07/97-10/98	08 NCB

Engine	Information	S10	T10	T20 - T23	T22 - T25
All engines		7.0060			

				ENGINE
0.9 Cat	Petrol	29	01/87-11/96	09 NCB, 100 GL 7000

Engine	Information	S10	T10	T20 - T23	T22 - T25
All engines		7.0060			

				ENGINE
0.9 Cat	Petrol	30	11/96-10/98	08 NCB

Engine	Information	S10	T10	T20 - T23	T22 - T25
All engines		7.0060			

MII

				ENGINE
1.0	Petrol	44	10/11->	CHYA

Engine	Information	S10	T10	T20 - T23	T22 - T25
All engines	COL:green, Conn. nr. 1, spanner size 24, switch press. 0.3-0.6 bar, thread M10x1	7.0139			
All engines			7.6266		
All engines	COL:black, Conn. nr. 4			7.1232 T20	
All engines	COL:blue, Conn. nr. 4				7.1220 T22

				ENGINE
1.0	Petrol	55	10/11->	CHYB

Engine	Information	S10	T10	T20 - T23	T22 - T25
All engines	COL:green, Conn. nr. 1, spanner size 24, switch press. 0.3-0.6 bar, thread M10x1	7.0139			
All engines			7.6266		
All engines	COL:black, Conn. nr. 4			7.1232 T20	
All engines	COL:blue, Conn. nr. 4				7.1220 T22

				ENGINE
1.0 EcoFuel	Petrol/ Natural Gas (CNG)	50	11/12->	CPGA

Engine	Information	S10	T10	T20 - T23	T22 - T25
All engines	COL:green, Conn. nr. 1, spanner size 24, switch press. 0.3-0.6 bar, thread M10x1	7.0139			
All engines	COL:brown, Conn. nr. 2, without adapter		7.6266		
All engines	COL:black, Conn. nr. 4			7.1232 T20	
All engines	COL:blue, Conn. nr. 4				7.1220 T25

S10 OIL PRESSURE WARNING LIGHT SWITCH	T10 REVERSING LIGHT SWITCH	T20 BRAKE LIGHT SWITCH
T22 SWITCH CLUTCH CONTROL (CRUISE CONTROL)	T23 SWITCH BRAKE ACTUATION (ENGINE TIMING)	T25 SWITCH CLUTCH CONTROL (ENGINE CONTROL)

FUNCTIONS ON THE VEHICLE

Vehicle	alim.	kW	Date	Engine	 S10	 T10	 T20 - T23	 T22 - T25
---------	-------	----	------	--------	---	---	--	---

PANDA

				ENGINE
0.9	Petrol	31	10/80-12/86	100 GL 3000

Engine	Information	S10	T10	T20 - T23	T22 - T25
All engines		7.0060			

RONDA

				ENGINE
1.2	Petrol	47	08/83-05/85	021 A 1000

Engine	Information	S10	T10	T20 - T23	T22 - T25
All engines		7.0000		7.1000 T20	

				ENGINE
1.6	Petrol	68	08/83-09/85	138 AR6.000

Engine	Information	S10	T10	T20 - T23	T22 - T25
All engines		7.0000		7.1049 T20	

				ENGINE
1.7 Diesel	Diesel	40	06/82-12/86	022 A.5000

Engine	Information	S10	T10	T20 - T23	T22 - T25
All engines		7.0000		7.1049 T20	

TERRA

				ENGINE
0.9	Petrol	29	01/87-12/96	09 NCA

Engine	Information	S10	T10	T20 - T23	T22 - T25
All engines		7.0001, 7.0060	7.6110	7.1000 T20	

				ENGINE
0.9 Cat	Petrol	29	01/90-12/95	09 NCB

Engine	Information	S10	T10	T20 - T23	T22 - T25
All engines		7.0060			

				ENGINE
1.3 D	Diesel	33	03/90-12/94	MN

Engine	Information	S10	T10	T20 - T23	T22 - T25
All engines			7.6009	7.1000 T20	

TOLEDO I

				ENGINE
1.6 i	Petrol	52	05/91-12/93	1F

Engine	Information	S10	T10	T20 - T23	T22 - T25
All engines	COL: brown	7.0008			
All engines	COL: white	7.0045			
All engines	COL: black	7.0046			
All engines	COL: grey	7.0095			
All engines	COL: blue	7.0108			
All engines	man 5 speed		7.6125		
All engines	man 4 speed		7.6126		
All engines	LHD			7.1055 T20	
All engines	RHD			7.1056 T20	

				ENGINE
1.6 i	Petrol	54	05/91-03/99	1F, ABN, EZ

Engine	Information	S10	T10	T20 - T23	T22 - T25
All engines	COL: brown	7.0008			
All engines	COL: white	7.0045			
All engines	COL: black	7.0046			
All engines	COL: grey	7.0095			
All engines	COL: blue	7.0108			
All engines	man 5 speed		7.6125		
All engines	man 4 speed		7.6126		
All engines	LHD			7.1055 T20	
All engines	RHD			7.1056 T20	

				ENGINE
1.6 i	Petrol	55	01/93-03/99	1F

Engine	Information	S10	T10	T20 - T23	T22 - T25
All engines	COL: brown	7.0008			
All engines	COL: white	7.0045			
All engines	COL: black	7.0046			

S10	OIL PRESSURE WARNING LIGHT SWITCH	T10	REVERSING LIGHT SWITCH	T20	BRAKE LIGHT SWITCH
T22	SWITCH CLUTCH CONTROL (CRUISE CONTROL)	T23	SWITCH BRAKE ACTUATION (ENGINE TIMING)	T25	SWITCH CLUTCH CONTROL (ENGINE CONTROL)

FUNCTIONS ON THE VEHICLE

Vehicle	alim.	kW	Date	Engine	 S10	 T10	 T20 - T23	 T22 - T25
---------	-------	----	------	--------	---	---	--	---

ENGINE				
1.6 i	Petrol	55	01/93-03/99	1F

Engine	Information	S10	T10	T20 - T23	T22 - T25
All engines	COL:grey	7.0095			
All engines	COL:blue	7.0108			
All engines	man 5 speed		7.6125		
All engines	man 4 speed		7.6126		
All engines	LHD			7.1055	T20
All engines	RHD			7.1056	T20

ENGINE				
1.6 i	Petrol	74	11/96-03/99	AFT

Engine	Information	S10	T10	T20 - T23	T22 - T25
All engines	COL:white	7.0045			
All engines	COL:blue	7.0108			
All engines	man 5 speed		7.6125		
All engines	LHD			7.1055	T20
All engines	RHD			7.1056	T20

ENGINE				
1.8 16V	Petrol	92	05/91-03/99	PL

Engine	Information	S10	T10	T20 - T23	T22 - T25
All engines	COL:brown	7.0008			
All engines	COL:white	7.0045			
All engines	COL:black	7.0046			
All engines	COL:grey	7.0095			
All engines	COL:blue	7.0108			
All engines	man 5 speed		7.6125		
All engines	man 4 speed		7.6126		
All engines	LHD			7.1055	T20
All engines	RHD			7.1056	T20

ENGINE				
1.8 16V	Petrol	98	05/91-03/99	KR

Engine	Information	S10	T10	T20 - T23	T22 - T25
All engines	COL:brown	7.0008			
All engines	COL:white	7.0045			
All engines	COL:black	7.0046			
All engines	COL:grey	7.0095			
All engines	COL:blue	7.0108			
All engines	man 5 speed		7.6125		
All engines	man 4 speed		7.6126		
All engines	LHD			7.1055	T20
All engines	RHD			7.1056	T20

ENGINE				
1.8 GT	Petrol	102	05/91-11/92	KR

Engine	Information	S10	T10	T20 - T23	T22 - T25
All engines	COL:brown	7.0008			
All engines	COL:white	7.0045			
All engines	COL:black	7.0046			
All engines	COL:grey	7.0095			
All engines	COL:blue	7.0108			
All engines	man 5 speed		7.6125		
All engines	man 4 speed		7.6126		
All engines	LHD			7.1055	T20
All engines	RHD			7.1056	T20

ENGINE				
1.8 i	Petrol	65	05/91-12/96	RP

Engine	Information	S10	T10	T20 - T23	T22 - T25
All engines	COL:brown	7.0008			
All engines	COL:white	7.0045			
All engines	COL:black	7.0046			
All engines	COL:grey	7.0095			
All engines	COL:blue	7.0108			
All engines	ext.thread M 12 x 1, 5 mm		7.6125		
All engines	ext.thread M 18 x 1, 5 mm		7.6126		

S10	OIL PRESSURE WARNING LIGHT SWITCH	T10	REVERSING LIGHT SWITCH	T20	BRAKE LIGHT SWITCH
T22	SWITCH CLUTCH CONTROL (CRUISE CONTROL)	T23	SWITCH BRAKE ACTUATION (ENGINE TIMING)	T25	SWITCH CLUTCH CONTROL (ENGINE CONTROL)

FUNCTIONS ON THE VEHICLE

Vehicle	alim.	kW	Date	Engine	 S10	 T10	 T20 - T23	 T22 - T25
---------	-------	----	------	--------	---	---	--	---

ENGINE				
1.8 i	Petrol	65	05/91-12/96	RP

Engine	Information	S10	T10	T20 - T23	T22 - T25
All engines	LHD			7.1055 T20	
All engines	RHD			7.1056 T20	

ENGINE				
1.8 i	Petrol	66	11/93-12/96	ABS, ADZ

Engine	Information	S10	T10	T20 - T23	T22 - T25
Eng. ABS	COL:brown	7.0008			
All engines	COL:white	7.0045			
Eng. ABS	COL:black	7.0046			
Eng. ABS	COL:grey	7.0095			
All engines	COL:blue	7.0108			
All engines	ext.thread M 12 x 1, 5 mm		7.6125		
All engines	ext.thread M 18 x 1, 5 mm		7.6126		
All engines	LHD			7.1055 T20	
All engines	RHD			7.1056 T20	

ENGINE				
1.9 D	Diesel	47	12/95-03/99	1Y

Engine	Information	S10	T10	T20 - T23	T22 - T25
All engines	COL:brown	7.0008			
All engines	COL:black	7.0046			
All engines	COL:grey	7.0095			
All engines	COL:blue	7.0108			
All engines			7.6125		
All engines	LHD			7.1055 T20	
All engines	RHD			7.1056 T20	

ENGINE				
1.9 D	Diesel	50	05/91-03/99	1Y

Engine	Information	S10	T10	T20 - T23	T22 - T25
All engines	COL:brown	7.0008			
All engines	COL:black	7.0046			
All engines	COL:grey	7.0095			
All engines	COL:blue	7.0108			
All engines			7.6125		
All engines	LHD			7.1055 T20	
All engines	RHD			7.1056 T20	

ENGINE				
1.9 TD	Diesel	55	05/91-03/99	AAZ

Engine	Information	S10	T10	T20 - T23	T22 - T25
All engines	COL:brown	7.0008			
All engines	COL:black	7.0046			
All engines	COL:grey	7.0095			
All engines	COL:blue	7.0108			
All engines			7.6125		
All engines	LHD			7.1055 T20	
All engines	RHD			7.1056 T20	

ENGINE				
1.9 TDI	Diesel	66	08/95-03/99	1Z, AHU

Engine	Information	S10	T10	T20 - T23	T22 - T25
Eng. 1Z	COL:brown	7.0008			
Eng. 1Z	COL:black	7.0046			
All engines	COL:grey	7.0095			
All engines	COL:blue	7.0108			
All engines	no specific info conc. application available		7.6125		
Eng. AHU	no specific info conc. application available		7.6193		
All engines	LHD			7.1055 T20	
Eng. 1Z	RHD			7.1056 T20	
Eng. AHU					7.1143 T22

ENGINE				
1.9 TDI	Diesel	81	11/96-03/99	AFN

Engine	Information	S10	T10	T20 - T23	T22 - T25
All engines	COL:grey	7.0095			

S10	OIL PRESSURE WARNING LIGHT SWITCH	T10	REVERSING LIGHT SWITCH	T20	BRAKE LIGHT SWITCH
T22	SWITCH CLUTCH CONTROL (CRUISE CONTROL)	T23	SWITCH BRAKE ACTUATION (ENGINE TIMING)	T25	SWITCH CLUTCH CONTROL (ENGINE CONTROL)

FUNCTIONS ON THE VEHICLE

Vehicle	alim.	kW	Date	Engine	 S10	 T10	 T20 - T23	 T22 - T25
---------	-------	----	------	--------	---	---	--	---

				ENGINE
1.9 TDI	Diesel	81	11/96-03/99	AFN

Engine	Information	S10	T10	T20 - T23	T22 - T25
All engines	COL:blue	7.0108			
All engines	no specific info conc. application available		7.6125		
All engines				7.1055 T20	7.1143 T22

				ENGINE
2.0 i	Petrol	85	05/91-03/99	2E, AGG

Engine	Information	S10	T10	T20 - T23	T22 - T25
Eng. 2E	COL:brown	7.0008			
All engines	COL:white	7.0045			
Eng. AGG	COL:blue	7.0108			
All engines	ext.thread M 12 x 1, 5 mm		7.6125		
All engines	ext.thread M 18 x 1, 5 mm		7.6126		
All engines	LHD			7.1055 T20	
All engines	RHD			7.1056 T20	

				ENGINE
2.0 i 16V	Petrol	110	11/93-03/99	ABF

Engine	Information	S10	T10	T20 - T23	T22 - T25
All engines	COL:brown	7.0008			
All engines	COL:white	7.0045			
All engines	COL:blue	7.0108			
All engines			7.6125		
All engines	LHD			7.1055 T20	
All engines	RHD			7.1056 T20	

TOLEDO II

				ENGINE
1.4 16V	Petrol	55	01/00-05/02	AHW, APE, AXP, BCA

Engine	Information	S10	T10	T20 - T23	T22 - T25
All engines	COL:green, Conn. nr. 1, spanner size 24, switch press. 0.3-0.6 bar, thread M10x1	7.0139			
All engines	COL:black, Conn. nr. 2, t.nr. DUS/DUU/DUW/EGR/EGS, t.nr. EGV/EGW/ERT/FBK/FSQ, t.nr. EUH, thread M12x1.5, without adapter		7.6215		
All engines	COL:brown, Conn. nr. 2, t.nr. DRP/EFF/ERF/ERR/FEK, t.nr. FEL/FHA/FMH/FMP/FMT, t.nr. FZM/FZP/FZQ, without adapter		7.6266		
All engines	Conn. nr. 2			7.1055 T20	
All engines	Conn. nr. 4			7.1151 T20	
Eng. AHW, APE, AXP					7.1220 T22

				ENGINE
1.6	Petrol	74	10/98-07/04	AEH, AKL, APF

Engine	Information	S10	T10	T20 - T23	T22 - T25
All engines	COL:black, Conn. nr. 1, switch press. 1.2-1.6 bar, thread M10x1.0	7.0135			
All engines	COL:black, see connection type, with adapter		7.6193		
All engines	COL:black, Conn. nr. 2, see connection type, t.nr. DUS/ DUU/DUW/EGR/EGS, t.nr. EGV/EGW/ERT/FBK/FSQ, t.nr. EUH, thread M12x1.5, without adapter		7.6215		
All engines	COL:brown, Conn. nr. 2, t.nr. DRP/EFF/ERF/ERR/FEK, t.nr. FEL/FHA/FMH/FMP/FMT, t.nr. FZM/FZP/FZQ, without adapter		7.6266		
All engines	Conn. nr. 2, pole nr. 2			7.1055 T20	
Eng. AEH, AKL	Conn. nr. 4			7.1151 T20	
Eng. APF	pole nr. 4			7.1230 T20	
All engines	->ch. 1M-1-033 000				7.1143 T22
All engines	ch. 1M-1-033 001 ->				7.1220 T22

				ENGINE
1.6 16V	Petrol	77	06/00-05/06	AUS, AZD, BCB

Engine	Information	S10	T10	T20 - T23	T22 - T25
All engines	COL:green, Conn. nr. 1, spanner size 24, switch press. 0.3-0.6 bar, thread M10x1	7.0139			
All engines	COL:black, Conn. nr. 2, t.nr. DUS/DUU/DUW/EGR/EGS, t.nr. EGV/EGW/ERT/FBK/FSQ, t.nr. EUH, thread M12x1.5, without adapter		7.6215		
All engines	COL:brown, Conn. nr. 2, t.nr. DRP/EFF/ERF/ERR/FEK, t.nr. FEL/FHA/FMH/FMP/FMT, t.nr. FZM/FZP/FZQ, without adapter		7.6266		
All engines	Conn. nr. 2			7.1055 T20	
All engines	Conn. nr. 4			7.1151 T20	
All engines					7.1220 T22

S10 OIL PRESSURE WARNING LIGHT SWITCH	T10 REVERSING LIGHT SWITCH	T20 BRAKE LIGHT SWITCH
T22 SWITCH CLUTCH CONTROL (CRUISE CONTROL)	T23 SWITCH BRAKE ACTUATION (ENGINE TIMING)	T25 SWITCH CLUTCH CONTROL (ENGINE CONTROL)

Vehicle	alim.	kW	Date	Engine	FUNCTIONS ON THE VEHICLE			
					S10	T10	T20 - T23	T22 - T25

ENGINE				
1.8 20V	Petrol	92	10/98-07/04	AGN, APG

Engine	Information	S10	T10	T20 - T23	T22 - T25
All engines	COL:black, Conn. nr. 1, switch press. 1.2-1.6 bar, thread M10x1.0	7.0135			
All engines	with adapter		7.6193		
All engines	COL:black, Conn. nr. 2, t.nr. DUS/DUU/DUW/EGR/EGS, t.nr. EGV/EGW/ERT/FBK/FSQ, t.nr. EUH, thread M12x1.5, without adapter		7.6215		
All engines	COL:brown, Conn. nr. 2, t.nr. DRP/EFF/ERF/ERR/FEK, t.nr. FEL/FHA/FMH/FMP/FMT, t.nr. FZM/FZP/FZQ, without adapter		7.6266		
All engines	Conn. nr. 2			7.1055 T20	
All engines	Conn. nr. 4			7.1151 T20	
Eng. AGN	->ch. 1M-1-033 000				7.1143 T22
All engines	ch. 1M-1-033 001 ->				7.1220 T22

ENGINE				
1.8 20VT	Petrol	132	09/00-07/04	APP, AUQ

Engine	Information	S10	T10	T20 - T23	T22 - T25
All engines	COL:black, Conn. nr. 1, switch press. 1.2-1.6 bar, thread M10x1.0	7.0135			
All engines	COL:black, Conn. nr. 2, t.nr. DUS/DUU/DUW/EGR/EGS, t.nr. EGV/EGW/ERT/FBK/FSQ, t.nr. EUH, thread M12x1.5, without adapter		7.6215		
All engines	COL:brown, Conn. nr. 2, t.nr. DRP/EFF/ERF/ERR/FEK, t.nr. FEL/FHA/FMH/FMP/FMT, t.nr. FZM/FZP/FZQ, without adapter		7.6266		
All engines	Conn. nr. 2			7.1055 T20	
All engines	Conn. nr. 4			7.1151 T20	
Eng. AUQ					7.1220 T22

ENGINE				
1.8 4x4	Petrol	132	05/01-04/04	AJQ

Engine	Information	S10	T10	T20 - T23	T22 - T25
All engines		7.0135			7.1220 T22
All engines	COL:black, see connection type		7.6193, 7.6215		
All engines	COL:brown		7.6266		
All engines	pole nr. 2			7.1055 T20	
All engines	pole nr. 4			7.1230 T20	

ENGINE				
1.9 TDI	Diesel	110	10/00-07/04	ARL

Engine	Information	S10	T10	T20 - T23	T22 - T25
All engines	COL:brown, Conn. nr. 1, spanner size 24, switch press. 0.55-0.85 bar, thread M10x1.0	7.0132			
All engines	COL:black, Conn. nr. 2, t.nr. DUS/DUU/DUW/EGR/EGS, t.nr. EGV/EGW/ERT/FBK/FSQ, t.nr. EUH, thread M12x1.5, without adapter		7.6215		
All engines	COL:brown, Conn. nr. 2, t.nr. DRP/EFF/ERF/ERR/FEK, t.nr. FEL/FHA/FMH/FMP/FMT, t.nr. FZM/FZP/FZQ, without adapter		7.6266		
All engines	Conn. nr. 2			7.1055 T20	
All engines	Conn. nr. 4			7.1151 T20	
All engines					7.1220 T22

ENGINE				
1.9 TDI	Diesel	66	03/99-07/04	AGR, ALH

Engine	Information	S10	T10	T20 - T23	T22 - T25
All engines	COL:brown, Conn. nr. 1, spanner size 24, switch press. 0.55-0.85 bar, thread M10x1.0	7.0132			
All engines	with adapter		7.6193		
All engines	COL:black, Conn. nr. 2, t.nr. DUS/DUU/DUW/EGR/EGS, t.nr. EGV/EGW/ERT/FBK/FSQ, t.nr. EUH, thread M12x1.5, without adapter		7.6215		
All engines	COL:brown, Conn. nr. 2, t.nr. DRP/EFF/ERF/ERR/FEK, t.nr. FEL/FHA/FMH/FMP/FMT, t.nr. FZM/FZP/FZQ, without adapter		7.6266		
All engines	Conn. nr. 2			7.1055 T20	
All engines	Conn. nr. 4			7.1151 T20	
All engines	->ch. 1M-1-033 000				7.1143 T22
All engines	ch. 1M-1-033 001 ->				7.1220 T22

ENGINE				
1.9 TDI	Diesel	81	10/98-07/04	AHF, ASV

Engine	Information	S10	T10	T20 - T23	T22 - T25
All engines	COL:brown, Conn. nr. 1, spanner size 24, switch press. 0.55-0.85 bar, thread M10x1.0	7.0132			
All engines	with adapter		7.6193		

S10	OIL PRESSURE WARNING LIGHT SWITCH	T10	REVERSING LIGHT SWITCH	T20	BRAKE LIGHT SWITCH
T22	SWITCH CLUTCH CONTROL (CRUISE CONTROL)	T23	SWITCH BRAKE ACTUATION (ENGINE TIMING)	T25	SWITCH CLUTCH CONTROL (ENGINE CONTROL)

FUNCTIONS ON THE VEHICLE

Vehicle	alim.	kW	Date	Engine	 S10	 T10	 T20 - T23	 T22 - T25
---------	-------	----	------	--------	---	---	--	---

				ENGINE
1.9 TDI	Diesel	81	10/98-07/04	AHF, ASV

Engine	Information	S10	T10	T20 - T23	T22 - T25
All engines	COL:black, Conn. nr. 2, t.nr. DUS/DUU/DUW/EGR/EGS, t.nr. EGV/EGW/ERT/FBK/FSQ, t.nr. EUH, thread M12x1.5, without adapter		7.6215		
All engines	COL:brown, Conn. nr. 2, t.nr. DRP/EFF/ERF/ERR/FEK, t.nr. FEL/FHA/FMH/FMP/FMT, t.nr. FZM/FZP/FZQ, without adapter		7.6266		
All engines	Conn. nr. 2			7.1055	T20
All engines	Conn. nr. 4			7.1151	T20
Eng. AHF	->ch. 1M-1-033 000				7.1143 T22
All engines	ch. 1M-1-033 001 ->				7.1220 T22

				ENGINE
1.9 TDI	Diesel	96	05/03-05/06	ASZ

Engine	Information	S10	T10	T20 - T23	T22 - T25
All engines	COL:brown, Conn. nr. 1, spanner size 24, switch press. 0.55-0.85 bar, thread M10x1.0	7.0132			
All engines	COL:black, Conn. nr. 2, t.nr. DUS/DUU/DUW/EGR/EGS, t.nr. EGV/EGW/ERT/FBK/FSQ, t.nr. EUH, thread M12x1.5, without adapter		7.6215		
All engines	COL:brown, Conn. nr. 2, t.nr. DRP/EFF/ERF/ERR/FEK, t.nr. FEL/FHA/FMH/FMP/FMT, t.nr. FZM/FZP/FZQ, without adapter		7.6266		
All engines	Conn. nr. 4			7.1151	T20
All engines					7.1220 T22

				ENGINE
1.9 TDI 4Drive	Diesel	110	10/00-10/05	ARL

Engine	Information	S10	T10	T20 - T23	T22 - T25
All engines	COL:brown, Conn. nr. 1, spanner size 24, switch press. 0.55-0.85 bar, thread M10x1.0	7.0132			
All engines	COL:black, Conn. nr. 2, t.nr. DUS/DUU/DUW/EGR/EGS, t.nr. EGV/EGW/ERT/FBK/FSQ, t.nr. EUH, thread M12x1.5, without adapter		7.6215		
All engines	COL:brown, Conn. nr. 2, t.nr. DRP/EFF/ERF/ERR/FEK, t.nr. FEL/FHA/FMH/FMP/FMT, t.nr. FZM/FZP/FZQ, without adapter		7.6266		
All engines	Conn. nr. 2			7.1055	T20
All engines	Conn. nr. 4			7.1151	T20

				ENGINE
2.3 V5	Petrol	110	10/98-11/00	AGZ

Engine	Information	S10	T10	T20 - T23	T22 - T25
All engines	01/04/99 ->, ch. 1M-Y-000001 ->, COL:grey, Conn. nr. 1, spanner size 24, switch press. 0.75-1.05 bar, thread M10x1.0	7.0134			
All engines	-> 01/03/99, ->ch. 1M-X-010000, COL:black, Conn. nr. 1, switch press. 1.2-1.6 bar, thread M10x1.0	7.0135			
All engines	COL:black, Conn. nr. 2, t.nr. DUS/DUU/DUW/EGR/EGS, t.nr. EGV/EGW/ERT/FBK/FSQ, t.nr. EUH, thread M12x1.5, without adapter		7.6215		
All engines	COL:brown, Conn. nr. 2, t.nr. DRP/EFF/ERF/ERR/FEK, t.nr. FEL/FHA/FMH/FMP/FMT, t.nr. FZM/FZP/FZQ, without adapter		7.6266		
All engines	Conn. nr. 2			7.1055	T20
All engines	Conn. nr. 4			7.1151	T20
All engines	->ch. 1M-1-033 000				7.1143 T22
All engines	ch. 1M-1-033 001 ->				7.1220 T22





				ENGINE
2.3 V5 20V	Petrol	125	09/00-11/03	AQN

Engine	Information	S10	T10	T20 - T23	T22 - T25
All engines	COL:black, Conn. nr. 1, switch press. 1.2-1.6 bar, thread M10x1.0	7.0135			
All engines	COL:black, Conn. nr. 2, t.nr. DUS/DUU/DUW/EGR/EGS, t.nr. EGV/EGW/ERT/FBK/FSQ, t.nr. EUH, thread M12x1.5, without adapter		7.6215		
All engines	COL:brown, Conn. nr. 2, t.nr. DRP/EFF/ERF/ERR/FEK, t.nr. FEL/FHA/FMH/FMP/FMT, t.nr. FZM/FZP/FZQ, without adapter		7.6266		
All engines	Conn. nr. 2			7.1055	T20
All engines	Conn. nr. 4			7.1151	T20
All engines					7.1220 T22

				ENGINE
1.4 16V	Petrol	63	05/06-05/09	BXW

Engine	Information	S10	T10	T20 - T23	T22 - T25
All engines	COL:green, Conn. nr. 1, spanner size 24, switch press. 0.3-0.6 bar, thread M10x1	7.0139			

S10	OIL PRESSURE WARNING LIGHT SWITCH	T10	REVERSING LIGHT SWITCH	T20	BRAKE LIGHT SWITCH
T22	SWITCH CLUTCH CONTROL (CRUISE CONTROL)	T23	SWITCH BRAKE ACTUATION (ENGINE TIMING)	T25	SWITCH CLUTCH CONTROL (ENGINE CONTROL)

				FUNCTIONS ON THE VEHICLE				
Vehicle	alim.	kW	Date	Engine	 S10	 T10	 T20 - T23	 T22 - T25

TOLEDO III

				ENGINE
1.4 16V	Petrol	63	05/06-05/09	BXW

Engine	Information	S10	T10	T20 - T23	T22 - T25
All engines	COL:black, Conn. nr. 2, t.nr. GQQ/GXV/HNV/JCP/JCR, t.nr. JCX/JWX/JYL/KVT/KVZ, thread M12x1.5, without adapter		7.6215		
All engines	COL:brown, Conn. nr. 2, t.nr. FXQ/GNE/GVY/HDU/HVS, t.nr. JHU/JHV/JLT/JLZ/JMA, t.nr. JPG/KDM/KDR/KDS/KNR, t.nr. KNX/KNY/KQL/KRG/KXW, t.nr. KXZ/LHY/LVQ/LVU, without adapter		7.6266		
All engines	COL:black, Conn. nr. 4			7.1228 T20	
All engines					7.1309 T22

				ENGINE
1.4 TSI	Petrol	92	11/07-05/09	CAXC

Engine	Information	S10	T10	T20 - T23	T22 - T25
All engines	COL:green, Conn. nr. 1, spanner size 24, switch press. 0.3-0.6 bar, thread M10x1	7.0139			
All engines	COL:black, Conn. nr. 2, t.nr. GQQ/GXV/HNV/JCP/JCR, t.nr. JCX/JWX/JYL/KVT/KVZ, thread M12x1.5, without adapter		7.6215		
All engines	COL:brown, Conn. nr. 2, t.nr. FXQ/GNE/GVY/HDU/HVS, t.nr. JHU/JHV/JLT/JLZ/JMA, t.nr. JPG/KDM/KDR/KDS/KNR, t.nr. KNX/KNY/KQL/KRG/KXW, t.nr. KXZ/LHY/LVQ/LVU, without adapter		7.6266		
All engines	COL:black, Conn. nr. 4			7.1228 T20	
All engines					7.1309 T22

				ENGINE
1.6	Petrol	75	10/04-05/09	BGU, BSE, BSF, CCSA

Engine	Information	S10	T10	T20 - T23	T22 - T25
All engines	COL:black, Conn. nr. 1, switch press. 1.2-1.6 bar, thread M10x1.0	7.0135			
All engines	COL:black, Conn. nr. 2, t.nr. GQQ/GXV/HNV/JCP/JCR, t.nr. JCX/JWX/JYL/KVT/KVZ, thread M12x1.5, without adapter		7.6215		
All engines	COL:brown, Conn. nr. 2, t.nr. FXQ/GNE/GVY/HDU/HVS, t.nr. JHU/JHV/JLT/JLZ/JMA, t.nr. JPG/KDM/KDR/KDS/KNR, t.nr. KNX/KNY/KQL/KRG/KXW, t.nr. KXZ/LHY/LVQ/LVU, without adapter		7.6266		
All engines	COL:black, Conn. nr. 4, LHD			7.1228 T20	
All engines	Conn. nr. 4, RHD, thread M12x1.5			7.1229 T20	
All engines					7.1309 T22

				ENGINE
1.8 TFSI	Petrol	118	01/07-05/09	BYT, BZB, CDAA


Engine	Information	S10	T10	T20 - T23	T22 - T25
Eng. CDAA	COL:brown, Conn. nr. 1, spanner size 24, switch press. 0.55-0.85 bar, thread M10x1.0	7.0132			
Eng. BYT, BZB	COL:grey, Conn. nr. 1, switch press. 1.2/1.6 bar, thread M10x1.0	7.0135			
Eng. CDAA	COL:blue, Conn. nr. 2, switch press. 2.15-2.95 bar, thread M10x1.0	7.0192			
All engines	COL:black, Conn. nr. 2, t.nr. GQQ/GXV/HNV/JCP/JCR, t.nr. JCX/JWX/JYL/KVT/KVZ, thread M12x1.5, without adapter		7.6215		
All engines	COL:brown, Conn. nr. 2, t.nr. FXQ/GNE/GVY/HDU/HVS, t.nr. JHU/JHV/JLT/JLZ/JMA, t.nr. JPG/KDM/KDR/KDS/KNR, t.nr. KNX/KNY/KQL/KRG/KXW, t.nr. KXZ/LHY/LVQ/LVU, without adapter		7.6266		
All engines	COL:black, Conn. nr. 4, LHD			7.1228 T20	
All engines	Conn. nr. 4, RHD, thread M12x1.5			7.1229 T20	
All engines					7.1309 T22

				ENGINE
1.9 TDI	Diesel	77	10/04-05/09	BJB, BKC, BLS, BXE

Engine	Information	S10	T10	T20 - T23	T22 - T25
All engines	COL:brown, Conn. nr. 1, spanner size 24, switch press. 0.55-0.85 bar, thread M10x1.0	7.0132			
All engines	COL:black, Conn. nr. 2, t.nr. GQQ/GXV/HNV/JCP/JCR, t.nr. JCX/JWX/JYL/KVT/KVZ, thread M12x1.5, without adapter		7.6215		
All engines	COL:brown, Conn. nr. 2, t.nr. FXQ/GNE/GVY/HDU/HVS, t.nr. JHU/JHV/JLT/JLZ/JMA, t.nr. JPG/KDM/KDR/KDS/KNR, t.nr. KNX/KNY/KQL/KRG/KXW, t.nr. KXZ/LHY/LVQ/LVU, without adapter		7.6266		
All engines	COL:black, Conn. nr. 4, LHD			7.1228 T20	
All engines	Conn. nr. 4, RHD, thread M12x1.5			7.1229 T20	
All engines					7.1309 T22

S10 OIL PRESSURE WARNING LIGHT SWITCH	T10 REVERSING LIGHT SWITCH	T20 BRAKE LIGHT SWITCH
T22 SWITCH CLUTCH CONTROL (CRUISE CONTROL)	T23 SWITCH BRAKE ACTUATION (ENGINE TIMING)	T25 SWITCH CLUTCH CONTROL (ENGINE CONTROL)

FUNCTIONS ON THE VEHICLE

Vehicle	alim.	kW	Date	Engine	 S10	 T10	 T20 - T23	 T22 - T25
---------	-------	----	------	--------	---	---	--	---

ENGINE				
2.0 FSI	Petrol	110	10/04-05/09	BLR, BLY, BVY, BVZ

Engine	Information	S10	T10	T20 - T23	T22 - T25
All engines	-> 01/12/04, -> ch. 5P5067000, COL:black, Conn. nr. 1, switch press. 1.2/1.6 bar, thread M10x1.0	7.0159			
All engines	01/01/05 ->, ch. 5P5067001 ->, COL:black, Conn. nr. 2, switch press. 1.2-1.6 bar, thread M10x1.0	7.0168			
All engines	COL:black, Conn. nr. 2, t.nr. GQO/GXV/HNV/JCP/JCR, t.nr. JCX/JWX/JYL/KVT/KVZ, thread M12x1.5, without adapter		7.6215		
All engines	COL:brown, Conn. nr. 2, t.nr. FXQ/GNE/GVY/HDU/HVS, t.nr. JHU/JHV/JLT/JLZ/JMA, t.nr. JPG/KDM/KDR/KDS/KNR, t.nr. KNX/KNY/KQL/KRG/KXW, t.nr. KXZ/LHY/LVQ/LVU, without adapter		7.6266		
All engines	COL:black, Conn. nr. 4, LHD			7.1228	T20
All engines	Conn. nr. 4, RHD, thread M12x1.5			7.1229	T20
All engines					7.1309 T22

ENGINE				
2.0 TDI	Diesel	100	09/04-05/09	AZV

Engine	Information	S10	T10	T20 - T23	T22 - T25
All engines	COL:brown, Conn. nr. 1, spanner size 24, switch press. 0.55-0.85 bar, thread M10x1.0	7.0132			
All engines	COL:black, Conn. nr. 2, t.nr. GQO/GXV/HNV/JCP/JCR, t.nr. JCX/JWX/JYL/KVT/KVZ, thread M12x1.5, without adapter		7.6215		
All engines	COL:brown, Conn. nr. 2, t.nr. FXQ/GNE/GVY/HDU/HVS, t.nr. JHU/JHV/JLT/JLZ/JMA, t.nr. JPG/KDM/KDR/KDS/KNR, t.nr. KNX/KNY/KQL/KRG/KXW, t.nr. KXZ/LHY/LVQ/LVU, without adapter		7.6266		
All engines	COL:black, Conn. nr. 4, LHD			7.1228	T20
All engines	Conn. nr. 4, RHD, thread M12x1.5			7.1229	T20
All engines					7.1309 T22

ENGINE				
2.0 TDI	Diesel	103	11/05-05/09	BMM

Engine	Information	S10	T10	T20 - T23	T22 - T25
All engines	COL:black, Conn. nr. 1, switch press. 1.2-1.6 bar, thread M10x1.0	7.0135			
All engines	COL:black, Conn. nr. 2, t.nr. GQO/GXV/HNV/JCP/JCR, t.nr. JCX/JWX/JYL/KVT/KVZ, thread M12x1.5, without adapter		7.6215		
All engines	COL:brown, Conn. nr. 2, t.nr. FXQ/GNE/GVY/HDU/HVS, t.nr. JHU/JHV/JLT/JLZ/JMA, t.nr. JPG/KDM/KDR/KDS/KNR, t.nr. KNX/KNY/KQL/KRG/KXW, t.nr. KXZ/LHY/LVQ/LVU, without adapter		7.6266		
All engines	COL:black, Conn. nr. 4, LHD			7.1228	T20
All engines	Conn. nr. 4, RHD, thread M12x1.5			7.1229	T20
All engines					7.1309 T22





ENGINE				
2.0 TDI	Diesel	125	01/06-05/09	BMN, CEGA

Engine	Information	S10	T10	T20 - T23	T22 - T25
All engines	COL:brown, Conn. nr. 1, spanner size 24, switch press. 0.55-0.85 bar, thread M10x1.0	7.0132			
All engines	COL:black, Conn. nr. 2, t.nr. GQO/GXV/HNV/JCP/JCR, t.nr. JCX/JWX/JYL/KVT/KVZ, thread M12x1.5, without adapter		7.6215		
All engines	COL:brown, Conn. nr. 2, t.nr. FXQ/GNE/GVY/HDU/HVS, t.nr. JHU/JHV/JLT/JLZ/JMA, t.nr. JPG/KDM/KDR/KDS/KNR, t.nr. KNX/KNY/KQL/KRG/KXW, t.nr. KXZ/LHY/LVQ/LVU, without adapter		7.6266		
All engines	COL:black, Conn. nr. 4, LHD			7.1228	T20
All engines	Conn. nr. 4, RHD, thread M12x1.5			7.1229	T20
All engines					7.1309 T22

ENGINE				
2.0 TDI 16V	Diesel	103	04/04-05/09	BKD

Engine	Information	S10	T10	T20 - T23	T22 - T25
All engines	COL:brown, Conn. nr. 1, spanner size 24, switch press. 0.55-0.85 bar, thread M10x1.0	7.0132			
All engines	COL:black, Conn. nr. 2, t.nr. GQO/GXV/HNV/JCP/JCR, t.nr. JCX/JWX/JYL/KVT/KVZ, thread M12x1.5, without adapter		7.6215		
All engines	COL:brown, Conn. nr. 2, t.nr. FXQ/GNE/GVY/HDU/HVS, t.nr. JHU/JHV/JLT/JLZ/JMA, t.nr. JPG/KDM/KDR/KDS/KNR, t.nr. KNX/KNY/KQL/KRG/KXW, t.nr. KXZ/LHY/LVQ/LVU, without adapter		7.6266		
All engines	COL:black, Conn. nr. 4, LHD			7.1228	T20
All engines	Conn. nr. 4, RHD, thread M12x1.5			7.1229	T20
All engines					7.1309 T22

S10	OIL PRESSURE WARNING LIGHT SWITCH	T10	REVERSING LIGHT SWITCH	T20	BRAKE LIGHT SWITCH
T22	SWITCH CLUTCH CONTROL (CRUISE CONTROL)	T23	SWITCH BRAKE ACTUATION (ENGINE TIMING)	T25	SWITCH CLUTCH CONTROL (ENGINE CONTROL)

Vehicle	alim.	kW	Date	Engine	FUNCTIONS ON THE VEHICLE			
					 S10	 T10	 T20 - T23	 T22 - T25

				ENGINE
2.0 TFSI	Petrol	147	11/05-05/09	BWA

Engine	Information	S10	T10	T20 - T23	T22 - T25
All engines	COL:black, Conn. nr. 2, switch press. 1.2-1.6 bar, thread M10x1.0	7.0168			
All engines	COL:black, Conn. nr. 2, t.nr. GQQ/GXV/HNV/JCP/JCR, t.nr. JCX/JWX/JYL/KVT/KVZ, thread M12x1.5, without adapter		7.6215		
All engines	COL:brown, Conn. nr. 2, t.nr. FXQ/GNE/GVY/HDU/HVS, t.nr. JHU/JHV/JLT/JLZ/JMA, t.nr. JPG/KDM/KDR/KDS/KNR, t.nr. KNX/KNV/KQL/KRG/KXW, t.nr. KXZ/LHY/LVQ/LVU, without adapter		7.6266		
All engines	COL:black, Conn. nr. 4, LHD			7.1228	T20
All engines	Conn. nr. 4, RHD, thread M12x1.5			7.1229	T20
All engines					7.1309 T22

				ENGINE
1.0 TSI	Petrol	70	05/17->	CHZB

Engine	Information	S10	T10	T20 - T23	T22 - T25
All engines	COL:black, Conn. nr. 2, thread M12x1.5, without adapter		7.6215		
All engines	COL:brown, Conn. nr. 2, without adapter		7.6266		
All engines	COL:black, Conn. nr. 4			7.1232	T20
All engines	Conn. nr. 5				7.1337 T22

				ENGINE
1.0 TSI	Petrol	81	05/17->	CHZC

Engine	Information	S10	T10	T20 - T23	T22 - T25
All engines	COL:black, Conn. nr. 2, thread M12x1.5, without adapter		7.6215		
All engines	COL:brown, Conn. nr. 2, without adapter		7.6266		
All engines	COL:black, Conn. nr. 4			7.1232	T20
All engines	Conn. nr. 5				7.1337 T22

				ENGINE
1.2	Petrol	55	07/12->	CGPC

Engine	Information	S10	T10	T20 - T23	T22 - T25
All engines	COL:green, Conn. nr. 1, spanner size 24, switch press. 0.3-0.6 bar, thread M10x1	7.0139			
All engines	COL:brown, Conn. nr. 2, without adapter		7.6266		
All engines	COL:black, Conn. nr. 4			7.1232	T20
All engines	COL:blue, Conn. nr. 4, -start-stop function				7.1220 T25
All engines	+start-stop function, Conn. nr. 5				7.1309 T25

				ENGINE
1.2 TSI	Petrol	63	07/12->	CBZA

Engine	Information	S10	T10	T20 - T23	T22 - T25
All engines	COL:green, Conn. nr. 1, switch press. 0.3-0.6 bar, thread M10x1	7.0196			
All engines	COL:brown, Conn. nr. 2, without adapter		7.6266		
All engines	COL:black, Conn. nr. 4			7.1232	T20
All engines	COL:blue, Conn. nr. 4				7.1220 T25

				ENGINE
1.2 TSI	Petrol	66	05/15->	CJZC

Engine	Information	S10	T10	T20 - T23	T22 - T25
All engines	COL:green, Conn. nr. 1, spanner size 24, switch press. 0.3-0.6 bar, thread M10x1	7.0139			
All engines	COL:black, Conn. nr. 2, t.nr. QXR/QYC/QYD, thread M12x1.5, without adapter		7.6215		
All engines	COL:brown, Conn. nr. 2, t.nr. NJV/PED/PNZ, without adapter		7.6266		
All engines	COL:black, Conn. nr. 4			7.1232	T20
All engines	Conn. nr. 5				7.1337 T22

				ENGINE
1.2 TSI	Petrol	77	07/12->	CBZB

Engine	Information	S10	T10	T20 - T23	T22 - T25
All engines	COL:green, Conn. nr. 1, switch press. 0.3-0.6 bar, thread M10x1	7.0196			
All engines	COL:brown, Conn. nr. 2, without adapter		7.6266		
All engines	COL:black, Conn. nr. 4			7.1232	T20
All engines	COL:blue, Conn. nr. 4				7.1220 T25

S10 OIL PRESSURE WARNING LIGHT SWITCH	T10 REVERSING LIGHT SWITCH	T20 BRAKE LIGHT SWITCH
T22 SWITCH CLUTCH CONTROL (CRUISE CONTROL)	T23 SWITCH BRAKE ACTUATION (ENGINE TIMING)	T25 SWITCH CLUTCH CONTROL (ENGINE CONTROL)

FUNCTIONS ON THE VEHICLE

Vehicle	alim.	kW	Date	Engine	 S10	 T10	 T20 - T23	 T22 - T25
---------	-------	----	------	--------	---	---	--	---

				ENGINE
1.2 TSI	Petrol	81	05/15->	CJZD

Engine	Information	S10	T10	T20 - T23	T22 - T25
All engines	COL:green, Conn. nr. 1, spanner size 24, switch press. 0.3-0.6 bar, thread M10x1	7.0139			
All engines	COL:brown, Conn. nr. 2, without adapter		7.6266		
All engines	COL:black, Conn. nr. 4			7.1232	T20
All engines	Conn. nr. 5				7.1337 T22

				ENGINE
1.4 TDI	Diesel	66	05/15->	CUSB

Engine	Information	S10	T10	T20 - T23	T22 - T25
All engines	COL:black, Conn. nr. 2, t.tnr. QXR/QYC/QYD, thread M12x1.5, without adapter		7.6215		
All engines	COL:brown, Conn. nr. 2, t.tnr. NVJ/PED/PNZ, without adapter		7.6266		
All engines	COL:black, Conn. nr. 4			7.1232	T20
All engines	Conn. nr. 5				7.1337 T22

				ENGINE
1.4 TSI	Petrol	90	07/12->	CAXA

Engine	Information	S10	T10	T20 - T23	T22 - T25
All engines	COL:green, Conn. nr. 1, switch press. 0.3-0.6 bar, thread M10x1	7.0196			
All engines	COL:black		7.6215		
All engines	COL:brown		7.6266		
All engines	COL:black, Conn. nr. 4			7.1232	T20
All engines	-start-stop function				7.1220 T22
All engines	+start-stop function, -> 18/08/14				7.1309 T22
All engines	+start-stop function, 19/08/14 ->				7.1337 T22

				ENGINE
1.4 TSI	Petrol	92	05/15->	CZCA

Engine	Information	S10	T10	T20 - T23	T22 - T25
All engines	COL:green, Conn. nr. 1, spanner size 24, switch press. 0.3-0.6 bar, thread M10x1	7.0139			
All engines	COL:black		7.6215		
All engines	COL:brown		7.6266		
All engines	COL:black, Conn. nr. 4			7.1232	T20
All engines	-start-stop function				7.1220 T22
All engines	+start-stop function				7.1337 T22





				ENGINE
1.6	Petrol	77	07/13->	CFNA

Engine	Information	S10	T10	T20 - T23	T22 - T25
All engines	COL:green, Conn. nr. 1, switch press. 0.3-0.6 bar, thread M10x1	7.0196			
All engines	COL:black, Conn. nr. 2, t.tnr. MZL/MZM/MZS, thread M12x1.5, without adapter		7.6215		
All engines	COL:brown, Conn. nr. 2, t.tnr. MFX/MKG/NVS, without adapter		7.6266		
All engines	COL:black, Conn. nr. 4			7.1232	T20
All engines	-> 01/08/13, -brake energy recovery, COL:blue, Conn. nr. 4, PR. 7L3, -start-stop function				7.1220 T25
All engines	Conn. nr. 5				7.1309 T22
All engines	+brake energy recovery, +start-stop function, -> 01/06/14, -> 01/08/14, 01/07/14 ->, 01/09/13 ->, -brake energy recovery, Conn. nr. 5, PR. 7L3, PR. 7L6, -start-stop function				7.1309 T25
All engines	01/09/14 ->, Conn. nr. 5				7.1337 T25

				ENGINE
1.6 SRE	Petrol	81	05/15->	CWVA

Engine	Information	S10	T10	T20 - T23	T22 - T25
All engines	COL:green, Conn. nr. 1, spanner size 24, switch press. 0.3-0.6 bar, thread M10x1	7.0139			
All engines	COL:black, Conn. nr. 2, t.tnr. QXR/QYC/QYD, thread M12x1.5, without adapter		7.6215		
All engines	COL:brown, Conn. nr. 2, t.tnr. NVJ/PED/PNZ, without adapter		7.6266		
All engines	COL:black, Conn. nr. 4			7.1232	T20
All engines	-start-stop function				7.1220 T22
All engines	+start-stop function, -> 18/08/14				7.1309 T22
All engines	+start-stop function, 19/08/14 ->, Conn. nr. 5				7.1337 T22

S10	OIL PRESSURE WARNING LIGHT SWITCH	T10	REVERSING LIGHT SWITCH	T20	BRAKE LIGHT SWITCH
T22	SWITCH CLUTCH CONTROL (CRUISE CONTROL)	T23	SWITCH BRAKE ACTUATION (ENGINE TIMING)	T25	SWITCH CLUTCH CONTROL (ENGINE CONTROL)

Vehicle	alim.	kW	Date	Engine	FUNCTIONS ON THE VEHICLE			
					 S10	 T10	 T20 - T23	 T22 - T25

ENGINE				
1.6 TDI	Diesel	66	06/13->	CAYB

Engine	Information	S10	T10	T20 - T23	T22 - T25
All engines	COL:green, Conn. nr. 1, spanner size 24, switch press. 0.3-0.6 bar, thread M10x1	7.0139			
All engines	COL:black, Conn. nr. 2, thread M12x1.5, without adapter		7.6215		
All engines	COL:black, Conn. nr. 4			7.1232 T20	
All engines	COL:blue, Conn. nr. 4				7.1220 T25
All engines	Conn. nr. 5				7.1309 T22

ENGINE				
1.6 TDI	Diesel	77	07/12->	CAYC, CLNA

Engine	Information	S10	T10	T20 - T23	T22 - T25
All engines	COL:green, Conn. nr. 1, spanner size 24, switch press. 0.3-0.6 bar, thread M10x1	7.0139			
All engines	COL:black, Conn. nr. 2, thread M12x1.5, without adapter		7.6215		
All engines	COL:black, Conn. nr. 4			7.1232 T20	
All engines	COL:blue, Conn. nr. 4, -start-stop function				7.1220 T25
All engines	+start-stop function, Conn. nr. 5				7.1309 T25

ENGINE				
1.6 TDI	Diesel	85	05/15->	CXMA

Engine	Information	S10	T10	T20 - T23	T22 - T25
All engines	COL:black, Conn. nr. 2, t.tnr. QXR/QYC/QYD, thread M12x1.5, without adapter		7.6215		
All engines	COL:brown, Conn. nr. 2, t.tnr. NVJ/PED/PNZ, without adapter		7.6266		
All engines	COL:black, Conn. nr. 4			7.1232 T20	
All engines	Conn. nr. 5				7.1337 T22

S10	OIL PRESSURE WARNING LIGHT SWITCH	T10	REVERSING LIGHT SWITCH	T20	BRAKE LIGHT SWITCH
T22	SWITCH CLUTCH CONTROL (CRUISE CONTROL)	T23	SWITCH BRAKE ACTUATION (ENGINE TIMING)	T25	SWITCH CLUTCH CONTROL (ENGINE CONTROL)

FUNCTIONS ON THE VEHICLE

Vehicle	alim.	kW	Date	Engine				
					S10	T10	T20 - T23	T22 - T25

105,120

ENGINE
1.0 105 S,L Petrol 32 02/88-12/90 742, 10

Engine	Information	S10	T10	T20 - T23	T22 - T25
All engines		7.0124	7.6021		

ENGINE
1.0 105 S,L Petrol 34 08/76-12/90 742, 10

Engine	Information	S10	T10	T20 - T23	T22 - T25
All engines		7.0124	7.6021		

ENGINE
1.0 105 S,L,GL Petrol 33 08/76-08/83 742, 10

Engine	Information	S10	T10	T20 - T23	T22 - T25
All engines		7.0124	7.6021		

ENGINE
1.0 105 S,L,LS Petrol 33 10/83-12/90 742, 10

Engine	Information	S10	T10	T20 - T23	T22 - T25
All engines		7.0124	7.6021		

ENGINE
1.2 120 GLS Petrol 43 02/83-12/90 742.12 X

Engine	Information	S10	T10	T20 - T23	T22 - T25
All engines		7.0124	7.6021		

ENGINE
1.2 120 L Petrol 35 08/87-12/90 742, 12

Engine	Information	S10	T10	T20 - T23	T22 - T25
All engines		7.0124	7.6021		

ENGINE
1.2 120 L Petrol 38 08/76-12/90 --, 742, 12

Engine	Information	S10	T10	T20 - T23	T22 - T25
All engines		7.0124	7.6021		

ENGINE
1.2 120 LS Petrol 43 08/76-12/90 742.12 X

Engine	Information	S10	T10	T20 - T23	T22 - T25
All engines		7.0124	7.6021		

BETA

ENGINE
1.3 Petrol 43 10/95-04/02 135, AMJ

Engine	Information	S10	T10	T20 - T23	T22 - T25
All engines	COL:blue, Conn. nr. 1, switch press. 0.25 bar, thread M10x1.0	7.0008			
All engines	-> 01/03/96		7.6021		
All engines	01/07/97 ->		7.6125		
All engines	-> 01/06/97, 01/04/96 ->, Conn. nr. 2, thread M14x1.0		7.6216		
All engines	spanner size 19, thread M12x1.5			7.1000	T20

ENGINE
1.3 Petrol 50 08/96-03/01 AMH

Engine	Information	S10	T10	T20 - T23	T22 - T25
All engines		7.0124			
All engines	01/07/97 ->		7.6125		
All engines	-> 01/06/97, Conn. nr. 2, thread M14x1.0		7.6216		
All engines	spanner size 19, thread M12x1.5			7.1000	T20

CITIGO

ENGINE
1.0 Petrol 44 10/11-> CHYA





Engine	Information	S10	T10	T20 - T23	T22 - T25
All engines	COL:green, Conn. nr. 1, spanner size 24, switch press. 0.3-0.6 bar, thread M10x1	7.0139			
All engines			7.6266		
All engines	COL:black, Conn. nr. 4			7.1232	T20
All engines	COL:blue, Conn. nr. 4				7.1220 T22

ENGINE
1.0 Petrol 55 10/11-> CHYB

Engine	Information	S10	T10	T20 - T23	T22 - T25
All engines	COL:green, Conn. nr. 1, spanner size 24, switch press. 0.3-0.6 bar, thread M10x1	7.0139			

S10 OIL PRESSURE WARNING LIGHT SWITCH	T10 REVERSING LIGHT SWITCH	T20 BRAKE LIGHT SWITCH
T22 SWITCH CLUTCH CONTROL (CRUISE CONTROL)	T23 SWITCH BRAKE ACTUATION (ENGINE TIMING)	T25 SWITCH CLUTCH CONTROL (ENGINE CONTROL)

FUNCTIONS ON THE VEHICLE

Vehicle	alim.	kW	Date	Engine				
					S10	T10	T20 - T23	T22 - T25

				ENGINE
1.0	Petrol	55	10/11->	CHYB

Engine	Information	S10	T10	T20 - T23	T22 - T25
All engines			7.6266		
All engines	COL:black, Conn. nr. 4			7.1232 T20	
All engines	COL:blue, Conn. nr. 4				7.1220 T22

				ENGINE
1.0 CNG	CNG	50	11/12->	CPGA

Engine	Information	S10	T10	T20 - T23	T22 - T25
All engines			7.6266	7.1232 T20	
All engines	see connection type				7.1220 T22

				ENGINE
1.0 LPG	Petrol/ Electric/ Lique- fied Petro- leum Gas (LPG)	55	10/11->	CHYB

Engine	Information	S10	T10	T20 - T23	T22 - T25
All engines	COL:green, Conn. nr. 1, spanner size 24, switch press. 0.3-0.6 bar, thread M10x1	7.0139			
All engines	COL:brown, Conn. nr. 2, without adapter		7.6266		
All engines	COL:black, Conn. nr. 4			7.1232 T20	
All engines	-brake energy recovery, COL:blue, Conn. nr. 4, PR. 7L3, -start-stop function				7.1220 T22

FABIA I				ENGINE
1.0	Petrol	37	12/99-08/02	AQV, ARV

Engine	Information	S10	T10	T20 - T23	T22 - T25
All engines	COL:grey, spanner size 24, switch press. 0.9 bar, thread M16x1.5	7.0150			
All engines	->ch. 6Y1100635, Conn. nr. 2, thread M14x1.0		7.6216		
All engines	ch. 6Y1100636 ->, Conn. nr. 2		7.6238		
All engines	COL:black, Conn. nr. 4			7.1228 T20	
All engines	COL:blue, Conn. nr. 4				7.1220 T25

				ENGINE
1.2	Petrol	40	07/01-12/07	AWY, BMD

Engine	Information	S10	T10	T20 - T23	T22 - T25
All engines	COL:green, Conn. nr. 1, spanner size 24, switch press. 0.3-0.6 bar, thread M10x1	7.0139			
All engines	COL:brown, Conn. nr. 2, without adapter		7.6266		
All engines	COL:black, Conn. nr. 4			7.1228 T20	
All engines	COL:blue, Conn. nr. 4				7.1220 T25

				ENGINE
1.2	Petrol	47	01/03-03/08	AZQ, BME

Engine	Information	S10	T10	T20 - T23	T22 - T25
All engines	COL:green, Conn. nr. 1, spanner size 24, switch press. 0.3-0.6 bar, thread M10x1	7.0139			
All engines	COL:brown, Conn. nr. 2, without adapter		7.6266		
All engines	COL:black, Conn. nr. 4			7.1228 T20	
All engines	COL:blue, Conn. nr. 4				7.1220 T22, T25

				ENGINE
1.4	Petrol	44	04/00-03/03	AZE, AZF

Engine	Information	S10	T10	T20 - T23	T22 - T25
All engines	COL:grey, spanner size 24, switch press. 0.9 bar, thread M16x1.5	7.0150			
All engines	->ch. 6Y1100635, Conn. nr. 2, thread M14x1.0		7.6216		
All engines	ch. 6Y1100636 ->, Conn. nr. 2		7.6238		
All engines	COL:black, Conn. nr. 4			7.1228 T20	
All engines	COL:blue, Conn. nr. 4				7.1220 T25

				ENGINE
1.4	Petrol	50	08/99-05/03	AME, AQW, ATZ

Engine	Information	S10	T10	T20 - T23	T22 - T25
All engines	COL:grey, spanner size 24, switch press. 0.9 bar, thread M16x1.5	7.0150			
All engines	->ch. 6Y1100635, Conn. nr. 2, thread M14x1.0		7.6216		
All engines	ch. 6Y1100636 ->, Conn. nr. 2		7.6238		
All engines	COL:black, Conn. nr. 4			7.1228 T20	

S10	OIL PRESSURE WARNING LIGHT SWITCH	T10	REVERSING LIGHT SWITCH	T20	BRAKE LIGHT SWITCH
T22	SWITCH CLUTCH CONTROL (CRUISE CONTROL)	T23	SWITCH BRAKE ACTUATION (ENGINE TIMING)	T25	SWITCH CLUTCH CONTROL (ENGINE CONTROL)

FUNCTIONS ON THE VEHICLE

Vehicle	alim.	kW	Date	Engine	 S10	 T10	 T20 - T23	 T22 - T25
---------	-------	----	------	--------	---	---	--	---

ENGINE				
1.4	Petrol	50	08/99-05/03	AME, AQW, ATZ

Engine	Information	S10	T10	T20 - T23	T22 - T25
Eng. AME, ATZ					7.1220 T22
All engines	COL:blue, Conn. nr. 4				7.1220 T25

ENGINE				
1.4	Petrol	55	05/04-12/07	BKY

Engine	Information	S10	T10	T20 - T23	T22 - T25
All engines	COL:green, Conn. nr. 1, spanner size 24, switch press. 0.3-0.6 bar, thread M10x1	7.0139			
All engines	COL:brown, Conn. nr. 2, without adapter		7.6266		
All engines	COL:black, Conn. nr. 4			7.1228 T20	
All engines	COL:blue, Conn. nr. 4				7.1220 T25

ENGINE				
1.4 16V	Petrol	55	10/99-03/08	AUA, BBY, BKY

Engine	Information	S10	T10	T20 - T23	T22 - T25
All engines	COL:green, Conn. nr. 1, spanner size 24, switch press. 0.3-0.6 bar, thread M10x1	7.0139			
All engines	COL:brown, Conn. nr. 2, without adapter		7.6266		
All engines	COL:black, Conn. nr. 4			7.1228 T20	
All engines	COL:blue, Conn. nr. 4				7.1220 T25

ENGINE				
1.4 16V	Petrol	59	04/06-12/07	BUD

Engine	Information	S10	T10	T20 - T23	T22 - T25
All engines	COL:green, Conn. nr. 1, spanner size 24, switch press. 0.3-0.6 bar, thread M10x1	7.0139			
All engines	COL:brown, Conn. nr. 2, without adapter		7.6266		
All engines	COL:black, Conn. nr. 4			7.1228 T20	
All engines	COL:blue, Conn. nr. 4				7.1220 T25

ENGINE				
1.4 16V	Petrol	74	12/99-03/08	AUB, BBZ

Engine	Information	S10	T10	T20 - T23	T22 - T25
All engines	COL:green, Conn. nr. 1, spanner size 24, switch press. 0.3-0.6 bar, thread M10x1	7.0139			
All engines	COL:brown, Conn. nr. 2, without adapter		7.6266		
All engines	COL:black, Conn. nr. 4			7.1228 T20	
All engines	COL:blue, Conn. nr. 4				7.1220 T22, T25

ENGINE				
1.4 TDI	Diesel	51	10/05-03/08	BNM

Engine	Information	S10	T10	T20 - T23	T22 - T25
All engines	COL:brown, Conn. nr. 1, spanner size 24, switch press. 0.55-0.85 bar, thread M10x1.0	7.0132			
All engines	COL:brown, Conn. nr. 2, without adapter		7.6266		
All engines	COL:black, Conn. nr. 4			7.1228 T20	
All engines	COL:blue, Conn. nr. 4				7.1220 T25

ENGINE				
1.4 TDI	Diesel	55	04/03-03/08	AMF

Engine	Information	S10	T10	T20 - T23	T22 - T25
All engines	COL:brown, Conn. nr. 1, spanner size 24, switch press. 0.55-0.85 bar, thread M10x1.0	7.0132			
All engines	COL:black, Conn. nr. 2, thread M12x1.5, without adapter		7.6215		
All engines	COL:black, Conn. nr. 4			7.1228 T20	
All engines	COL:blue, Conn. nr. 4				7.1220 T25

ENGINE				
1.4 TDI	Diesel	59	10/05-03/08	BNV


Engine	Information	S10	T10	T20 - T23	T22 - T25
All engines	COL:brown, Conn. nr. 1, spanner size 24, switch press. 0.55-0.85 bar, thread M10x1.0	7.0132			
All engines	COL:black, Conn. nr. 2, thread M12x1.5, without adapter		7.6215		
All engines	COL:black, Conn. nr. 4			7.1228 T20	
All engines	COL:blue, Conn. nr. 4				7.1220 T25

ENGINE				
1.9 SDI	Diesel	47	11/99-03/08	ASY

Engine	Information	S10	T10	T20 - T23	T22 - T25
All engines	COL:brown, Conn. nr. 1, spanner size 24, switch press. 0.55-0.85 bar, thread M10x1.0	7.0132			
All engines	COL:brown, Conn. nr. 2, without adapter		7.6266		

S10 OIL PRESSURE WARNING LIGHT SWITCH	T10 REVERSING LIGHT SWITCH	T20 BRAKE LIGHT SWITCH
T22 SWITCH CLUTCH CONTROL (CRUISE CONTROL)	T23 SWITCH BRAKE ACTUATION (ENGINE TIMING)	T25 SWITCH CLUTCH CONTROL (ENGINE CONTROL)

FUNCTIONS ON THE VEHICLE

Vehicle	alim.	kW	Date	Engine	 S10	 T10	 T20 - T23	 T22 - T25
---------	-------	----	------	--------	---	---	--	---

				ENGINE
1.9 SDI	Diesel	47	11/99-03/08	ASY

Engine	Information	S10	T10	T20 - T23	T22 - T25
All engines	COL:black, Conn. nr. 4			7.1228 T20	
All engines	COL:blue, Conn. nr. 4				7.1220 T25

				ENGINE
1.9 TDI	Diesel	74	01/00-03/08	ATD, AXR

Engine	Information	S10	T10	T20 - T23	T22 - T25
All engines	COL:brown, Conn. nr. 1, spanner size 24, switch press. 0.55-0.85 bar, thread M10x1.0	7.0132			
All engines	COL:black, Conn. nr. 2, thread M12x1.5, without adapter		7.6215		
All engines	COL:black, Conn. nr. 4			7.1228 T20	
All engines	COL:blue, Conn. nr. 4				7.1220 T25

				ENGINE
1.9 TDI RS	Diesel	96	06/03-03/08	ASZ, BLT

Engine	Information	S10	T10	T20 - T23	T22 - T25
All engines	COL:brown, Conn. nr. 1, spanner size 24, switch press. 0.55-0.85 bar, thread M10x1.0	7.0132			
All engines	COL:brown, Conn. nr. 2, without adapter		7.6266		
All engines	COL:black, Conn. nr. 4			7.1228 T20	
All engines	COL:blue, Conn. nr. 4				7.1220 T25

				ENGINE
2.0	Petrol	85	12/99-03/08	AZL

Engine	Information	S10	T10	T20 - T23	T22 - T25
All engines	->ch. 6Y64648255, ch. 6Y64648256 ->, COL:black, COL:grey, Conn. nr. 1, switch press. 1.2/1.6 bar, switch press. 1.2-1.6 bar, thread M10x1.0	7.0135			
All engines	COL:brown, Conn. nr. 2, without adapter		7.6266		
All engines	COL:black, Conn. nr. 4			7.1228 T20	
All engines	COL:blue, Conn. nr. 4				7.1220 T25

FABIA II

				ENGINE
1.2	Petrol	44	12/06-12/14	BBM, CGPB, CHFA

Engine	Information	S10	T10	T20 - T23	T22 - T25
All engines	COL:green, Conn. nr. 1, spanner size 24, switch press. 0.3-0.6 bar, thread M10x1	7.0139			
Eng. BBM, CHFA	COL:brown, Conn. nr. 2, without adapter		7.6266		
All engines	COL:black, Conn. nr. 4			7.1228 T20	
Eng. BBM, CHFA	COL:blue, Conn. nr. 4, -start-stop function				7.1220 T22
Eng. CGPB	COL:blue, Conn. nr. 4, -start-stop function				7.1220 T25
Eng. BBM, CHFA	+start-stop function, Conn. nr. 5				7.1309 T22
Eng. CGPB	+start-stop function, Conn. nr. 5				7.1309 T25

				ENGINE
1.2	Petrol	51	01/07->	BZG, CEVA, CGPA, CHTA, CJLB

Engine	Information	S10	T10	T20 - T23	T22 - T25
Eng. BZG, CEVA, CGPA, CHTA	COL:green, Conn. nr. 1, spanner size 24, switch press. 0.3-0.6 bar, thread M10x1	7.0139			
Eng. BZG, CEVA, CGPA, CHTA	COL:brown, Conn. nr. 2, without adapter		7.6266		
All engines	COL:black, Conn. nr. 4, see connection type			7.1228 T20	
Eng. CJLB	see connection type			7.1232 T20	
All engines	COL:blue, Conn. nr. 4, -start-stop function				7.1220 T22
All engines	+start-stop function, Conn. nr. 5				7.1309 T22

				ENGINE
1.2 [IND]	Petrol	55	09/10->	CJA


Engine	Information	S10	T10	T20 - T23	T22 - T25
All engines		7.0139	7.6266		7.1220 T22
All engines	see connection type			7.1228, 7.1232 T20	

				ENGINE
1.2 12V	Petrol	44	11/11-12/14	CGPB

Engine	Information	S10	T10	T20 - T23	T22 - T25
All engines			7.6266		

S10	OIL PRESSURE WARNING LIGHT SWITCH	T10	REVERSING LIGHT SWITCH	T20	BRAKE LIGHT SWITCH
T22	SWITCH CLUTCH CONTROL (CRUISE CONTROL)	T23	SWITCH BRAKE ACTUATION (ENGINE TIMING)	T25	SWITCH CLUTCH CONTROL (ENGINE CONTROL)

FUNCTIONS ON THE VEHICLE

Vehicle	alim.	kW	Date	Engine	 S10	 T10	 T20 - T23	 T22 - T25
---------	-------	----	------	--------	---	---	--	---

ENGINE				
1.2 LPG	Petrol/ Petroleum Gas (LPG)	44	03/09-11/11	CHFA

Engine	Information	S10	T10	T20 - T23	T22 - T25
All engines	COL:green, Conn. nr. 1, spanner size 24, switch press. 0.3-0.6 bar, thread M10x1	7.0139			
All engines	COL:brown, Conn. nr. 2, without adapter		7.6266		
All engines	COL:black, Conn. nr. 4			7.1228 T20	
All engines	COL:blue, Conn. nr. 4, -start-stop function				7.1220 T25
All engines	+start-stop function, Conn. nr. 5				7.1309 T25

ENGINE				
1.2 LPG	Petrol/ Petroleum Gas (LPG)	51	07/07-11/14	CGPA

Engine	Information	S10	T10	T20 - T23	T22 - T25
All engines	COL:green, Conn. nr. 1, spanner size 24, switch press. 0.3-0.6 bar, thread M10x1	7.0139			
All engines	COL:brown, Conn. nr. 2, without adapter		7.6266		
All engines	COL:black, Conn. nr. 4			7.1228 T20	
All engines	COL:blue, Conn. nr. 4				7.1220 T22

ENGINE				
1.2 TDI	Diesel	55	05/10-12/14	CFWA

Engine	Information	S10	T10	T20 - T23	T22 - T25
All engines	COL:green, Conn. nr. 1, spanner size 24, switch press. 0.3-0.6 bar, thread M10x1	7.0139			
All engines	COL:black, Conn. nr. 2, thread M12x1.5, without adapter		7.6215		
All engines	COL:black, Conn. nr. 4, see connection type			7.1228 T20	
All engines	see connection type			7.1232 T20	
All engines					7.1220 T22
All engines	COL:blue, Conn. nr. 4				7.1220 T25

ENGINE				
1.2 TSI	Petrol	63	03/10-12/14	CBZA

Engine	Information	S10	T10	T20 - T23	T22 - T25
All engines	COL:green, Conn. nr. 1, switch press. 0.3-0.6 bar, thread M10x1	7.0196			
All engines	COL:brown, Conn. nr. 2, without adapter		7.6266		
All engines	COL:black, Conn. nr. 4, org. TO PEDAL			7.1228 T20	
All engines	COL:black, Conn. nr. 4, org. TO MASTER CYLINDER			7.1232 T20	
All engines	COL:blue, Conn. nr. 4				7.1220 T22, T25
All engines	Conn. nr. 5				7.1309 T25

ENGINE				
1.2 TSI	Petrol	77	03/10-12/14	CBZB

Engine	Information	S10	T10	T20 - T23	T22 - T25
All engines	COL:green, Conn. nr. 1, switch press. 0.3-0.6 bar, thread M10x1	7.0196			
All engines	COL:brown, Conn. nr. 2, without adapter		7.6266		
All engines	COL:black, Conn. nr. 4, org. TO PEDAL			7.1228 T20	
All engines	COL:black, Conn. nr. 4, org. TO MASTER CYLINDER			7.1232 T20	
All engines	COL:blue, Conn. nr. 4				7.1220 T22, T25
All engines	Conn. nr. 5				7.1309 T25

ENGINE				
1.4	Petrol	63	01/07-12/14	BXW, CGGB

Engine	Information	S10	T10	T20 - T23	T22 - T25
All engines	COL:green, Conn. nr. 1, spanner size 24, switch press. 0.3-0.6 bar, thread M10x1	7.0139			
All engines	COL:brown, Conn. nr. 2, without adapter		7.6266		
All engines	COL:black, Conn. nr. 4, org. TO PEDAL			7.1228 T20	
Eng. CGGB	COL:black, Conn. nr. 4, org. TO MASTER CYLINDER			7.1232 T20	
Eng. CGGB	COL:blue, Conn. nr. 4				7.1220 T22
All engines	COL:blue, Conn. nr. 4				7.1220 T25
Eng. CGGB	Conn. nr. 5				7.1309 T25

ENGINE				
1.4 [CHN]	Petrol	63	12/08->	CLPA

Engine	Information	S10	T10	T20 - T23	T22 - T25
All engines		7.0139	7.6266		7.1220 T22

S10 OIL PRESSURE WARNING LIGHT SWITCH	T10 REVERSING LIGHT SWITCH	T20 BRAKE LIGHT SWITCH
T22 SWITCH CLUTCH CONTROL (CRUISE CONTROL)	T23 SWITCH BRAKE ACTUATION (ENGINE TIMING)	T25 SWITCH CLUTCH CONTROL (ENGINE CONTROL)

FUNCTIONS ON THE VEHICLE

Vehicle	alim.	kW	Date	Engine	 S10	 T10	 T20 - T23	 T22 - T25
---------	-------	----	------	--------	---	---	--	---

				ENGINE
1.4 LPG	Petrol/ Petro- leum Gas (LPG)	63	01/07-11/14	BXW, CGGB

Engine	Information	S10	T10	T20 - T23	T22 - T25
All engines	COL:green, Conn. nr. 1, spanner size 24, switch press. 0.3-0.6 bar, thread M10x1	7.0139			
All engines	COL:brown, Conn. nr. 2, without adapter		7.6266		
All engines	COL:black, Conn. nr. 4			7.1228 T20	
All engines	COL:blue, Conn. nr. 4				7.1220 T22
All engines	Conn. nr. 5				7.1309 T25

				ENGINE
1.4 TDI	Diesel	51	02/07-03/10	BNM

Engine	Information	S10	T10	T20 - T23	T22 - T25
All engines	COL:brown, Conn. nr. 1, spanner size 24, switch press. 0.55-0.85 bar, thread M10x1.0	7.0132			
All engines	COL:brown, Conn. nr. 2, without adapter		7.6266		
All engines	COL:black, Conn. nr. 4			7.1228 T20	
All engines	COL:blue, Conn. nr. 4				7.1220 T25

				ENGINE
1.4 TDI	Diesel	59	01/07-03/10	BMS, BNV

Engine	Information	S10	T10	T20 - T23	T22 - T25
All engines	COL:brown, Conn. nr. 1, spanner size 24, switch press. 0.55-0.85 bar, thread M10x1.0	7.0132			
All engines	COL:black, Conn. nr. 2, thread M12x1.5, without adapter		7.6215		
All engines	COL:black, Conn. nr. 4			7.1228 T20	
All engines					7.1220 T22

				ENGINE
1.4 TSI RS	Petrol	132	05/10-12/14	CAVE, CTHE

Engine	Information	S10	T10	T20 - T23	T22 - T25
All engines	COL:green, Conn. nr. 1, switch press. 0.3-0.6 bar, thread M10x1	7.0196			
All engines	COL:black, Conn. nr. 4			7.1228 T20	

				ENGINE
1.6	Petrol	77	04/07-12/14	BTS, CFNA, CLSA

Engine	Information	S10	T10	T20 - T23	T22 - T25
All engines	-> 01/03/09, -> ch. 5J9A509004, COL:green, Conn. nr. 1, spanner size 24, switch press. 0.3-0.6 bar, thread M10x1	7.0139			
Eng. BTS, CFNA	01/04/09 ->, ch. 5J9A509005 ->, COL:green, Conn. nr. 1, switch press. 0.3-0.6 bar, thread M10x1	7.0196			
All engines	COL:brown, Conn. nr. 2, without adapter		7.6266		
All engines	COL:black, Conn. nr. 4, org. TO PEDAL, see connection type			7.1228 T20	
All engines	COL:black, Conn. nr. 4, org. TO MASTER CYLINDER, see connection type			7.1232 T20	
All engines	COL:blue, Conn. nr. 4				7.1220 T22
Eng. BTS, CFNA	COL:blue, Conn. nr. 4				7.1220 T25
Eng. CFNA	Conn. nr. 5				7.1309 T25

				ENGINE
1.6 [CHN]	Petrol	77	12/08->	CPJA

Engine	Information	S10	T10	T20 - T23	T22 - T25
All engines			7.6266		7.1220 T22

				ENGINE
1.6 TDI	Diesel	55	04/10-12/14	CAYA

Engine	Information	S10	T10	T20 - T23	T22 - T25
All engines	COL:green, Conn. nr. 1, spanner size 24, switch press. 0.3-0.6 bar, thread M10x1	7.0139			
All engines	COL:black, Conn. nr. 2, thread M12x1.5, without adapter		7.6215		
All engines	COL:black, Conn. nr. 4, org. TO PEDAL			7.1228 T20	
All engines	COL:black, Conn. nr. 4, org. TO MASTER CYLINDER			7.1232 T20	
All engines	COL:blue, Conn. nr. 4				7.1220 T22, T25
All engines	Conn. nr. 5				7.1309 T25

				ENGINE
1.6 TDI	Diesel	66	03/10-12/14	CAYB

Engine	Information	S10	T10	T20 - T23	T22 - T25
All engines	COL:green, Conn. nr. 1, spanner size 24, switch press. 0.3-0.6 bar, thread M10x1	7.0139			
All engines	COL:black, Conn. nr. 2, thread M12x1.5, without adapter		7.6215		

S10	OIL PRESSURE WARNING LIGHT SWITCH	T10	REVERSING LIGHT SWITCH	T20	BRAKE LIGHT SWITCH
T22	SWITCH CLUTCH CONTROL (CRUISE CONTROL)	T23	SWITCH BRAKE ACTUATION (ENGINE TIMING)	T25	SWITCH CLUTCH CONTROL (ENGINE CONTROL)

FUNCTIONS ON THE VEHICLE

Vehicle	alim.	kW	Date	Engine	 S10	 T10	 T20 - T23	 T22 - T25
---------	-------	----	------	--------	---	---	--	---

				ENGINE
1.6 TDI	Diesel	66	03/10-12/14	CAVB

Engine	Information	S10	T10	T20 - T23	T22 - T25
All engines	COL:black, Conn. nr. 4, org. TO PEDAL			7.1228 T20	
All engines	COL:black, Conn. nr. 4, org. TO MASTER CYLINDER			7.1232 T20	
All engines	COL:blue, Conn. nr. 4				7.1220 T22, T25
All engines	Conn. nr. 5				7.1309 T25

				ENGINE
1.6 TDI	Diesel	77	03/10-12/14	CAVC

Engine	Information	S10	T10	T20 - T23	T22 - T25
All engines	COL:green, Conn. nr. 1, spanner size 24, switch press. 0.3-0.6 bar, thread M10x1	7.0139			
All engines	COL:black, Conn. nr. 2, thread M12x1.5, without adapter		7.6215		
All engines	COL:black, Conn. nr. 4, org. TO PEDAL			7.1228 T20	
All engines	COL:black, Conn. nr. 4, org. TO MASTER CYLINDER			7.1232 T20	
All engines	COL:blue, Conn. nr. 4				7.1220 T22, T25
All engines	Conn. nr. 5				7.1309 T25

				ENGINE
1.9 TDI	Diesel	77	04/07-03/10	BLS, BSW

Engine	Information	S10	T10	T20 - T23	T22 - T25
All engines	COL:brown, Conn. nr. 1, spanner size 24, switch press. 0.55-0.85 bar, thread M10x1.0	7.0132			
All engines	COL:black, Conn. nr. 2, thread M12x1.5, without adapter		7.6215		
All engines	COL:black, Conn. nr. 4			7.1228 T20	
All engines	COL:blue, Conn. nr. 4				7.1220 T25

FABIA III

				ENGINE
1.0	Petrol	44	08/14->	CHYA

Engine	Information	S10	T10	T20 - T23	T22 - T25
All engines	COL:green, Conn. nr. 1, spanner size 24, switch press. 0.3-0.6 bar, thread M10x1	7.0139			
All engines	COL:brown, Conn. nr. 2, without adapter		7.6266		
All engines	COL:black, Conn. nr. 4			7.1232 T20	
All engines	Conn. nr. 5				7.1337 T22

				ENGINE
1.0	Petrol	55	08/14->	CHYB

Engine	Information	S10	T10	T20 - T23	T22 - T25
All engines	COL:green, Conn. nr. 1, spanner size 24, switch press. 0.3-0.6 bar, thread M10x1	7.0139			
All engines	COL:brown, Conn. nr. 2, without adapter		7.6266		
All engines	COL:black, Conn. nr. 4			7.1232 T20	
All engines	Conn. nr. 5				7.1337 T22

				ENGINE
1.0 LPG	Petrol/ Petroleum Gas (LPG)	44	08/14->	CHYA





Engine	Information	S10	T10	T20 - T23	T22 - T25
All engines	COL:green, Conn. nr. 1, spanner size 24, switch press. 0.3-0.6 bar, thread M10x1	7.0139			
All engines	COL:brown, Conn. nr. 2, without adapter		7.6266		
All engines	COL:black, Conn. nr. 4			7.1232 T20	
All engines	Conn. nr. 5				7.1337 T22

				ENGINE
1.0 LPG	Petrol/ Petroleum Gas (LPG)	55	08/14->	CHYB

Engine	Information	S10	T10	T20 - T23	T22 - T25
All engines	COL:green, Conn. nr. 1, spanner size 24, switch press. 0.3-0.6 bar, thread M10x1	7.0139			
All engines	COL:brown, Conn. nr. 2, without adapter		7.6266		
All engines	COL:black, Conn. nr. 4			7.1232 T20	
All engines	Conn. nr. 5				7.1337 T22



S10	OIL PRESSURE WARNING LIGHT SWITCH	T10	REVERSING LIGHT SWITCH	T20	BRAKE LIGHT SWITCH
T22	SWITCH CLUTCH CONTROL (CRUISE CONTROL)	T23	SWITCH BRAKE ACTUATION (ENGINE TIMING)	T25	SWITCH CLUTCH CONTROL (ENGINE CONTROL)

FUNCTIONS ON THE VEHICLE

Vehicle	alim.	kW	Date	Engine	 S10	 T10	 T20 - T23	 T22 - T25
ENGINE								
1.0 TSI	Petrol	70	05/17->	CHZB				
Engine	Information			S10	T10	T20 - T23	T22 - T25	
All engines	COL: brown, Conn. nr. 2, without adapter				7.6266			
All engines	COL: black, Conn. nr. 4					7.1232	T20	
All engines	Conn. nr. 5						7.1337	T22
ENGINE								
1.0 TSI	Petrol	81	05/17->	CHZC				
Engine	Information			S10	T10	T20 - T23	T22 - T25	
All engines	COL: brown, Conn. nr. 2, man 6 speed, without adapter				7.6266			
All engines	COL: black, Conn. nr. 4					7.1232	T20	
All engines	Conn. nr. 5						7.1337	T22
ENGINE								
1.2 TSI	Petrol	66	08/14->	CJZC				
Engine	Information			S10	T10	T20 - T23	T22 - T25	
All engines	COL: green, Conn. nr. 1, spanner size 24, switch press. 0.3-0.6 bar, thread M10x1			7.0139				
All engines	COL: brown, Conn. nr. 2, without adapter				7.6266			
All engines	COL: black, Conn. nr. 4					7.1232	T20	
All engines	Conn. nr. 5						7.1337	T22
ENGINE								
1.2 TSI	Petrol	81	08/14->	CJZD				
Engine	Information			S10	T10	T20 - T23	T22 - T25	
All engines	COL: green, Conn. nr. 1, spanner size 24, switch press. 0.3-0.6 bar, thread M10x1			7.0139				
All engines	COL: brown, Conn. nr. 2, without adapter				7.6266			
All engines	COL: black, Conn. nr. 4					7.1232	T20	
All engines	Conn. nr. 5						7.1337	T22
ENGINE								
1.4 TDI	Diesel	55	05/15->	CUSA				
Engine	Information			S10	T10	T20 - T23	T22 - T25	
All engines	COL: black, Conn. nr. 2, t.nr. PHB/QYC, thread M12x1.5, without adapter				7.6215			
All engines	COL: brown, Conn. nr. 2, t.nr. NJV/PED, t.nr. QAC/QAD/QAE, without adapter				7.6266			
All engines	COL: black, Conn. nr. 4					7.1232	T20	
All engines	Conn. nr. 5						7.1337	T22
ENGINE								
1.4 TDI	Diesel	66	08/14->	CUSB				
Engine	Information			S10	T10	T20 - T23	T22 - T25	
All engines	COL: black, Conn. nr. 2, thread M12x1.5, without adapter				7.6215			
All engines	COL: brown				7.6266			
All engines	COL: black, Conn. nr. 4					7.1232	T20	
All engines	Conn. nr. 5						7.1337	T22
ENGINE								
1.4 TDI	Diesel	77	08/14->	CUTA				
Engine	Information			S10	T10	T20 - T23	T22 - T25	
All engines	COL: black, Conn. nr. 2, thread M12x1.5, without adapter				7.6215			
All engines	COL: black, Conn. nr. 4					7.1232	T20	
All engines	Conn. nr. 5						7.1337	T22
ENGINE								
1.4 TSI R5	Petrol	92	02/18->	CZCA				
Engine	Information			S10	T10	T20 - T23	T22 - T25	
All engines	COL: green, Conn. nr. 1, spanner size 24, switch press. 0.3-0.6 bar, thread M10x1			7.0139				
All engines	COL: black, Conn. nr. 4					7.1232	T20	
ENGINE								
1.6	Petrol	66	01/15->	CWVB				
Engine	Information			S10	T10	T20 - T23	T22 - T25	
All engines				7.0139		7.1232	T20	7.1337 T22
All engines	COL: black				7.6215			
All engines	COL: brown				7.6266			

S10 OIL PRESSURE WARNING LIGHT SWITCH	T10 REVERSING LIGHT SWITCH	T20 BRAKE LIGHT SWITCH
T22 SWITCH CLUTCH CONTROL (CRUISE CONTROL)	T23 SWITCH BRAKE ACTUATION (ENGINE TIMING)	T25 SWITCH CLUTCH CONTROL (ENGINE CONTROL)

FUNCTIONS ON THE VEHICLE

Vehicle	alim.	kW	Date	Engine				
					S10	T10	T20 - T23	T22 - T25

				ENGINE
1.6	Petrol	81	01/15->	CWVA

Engine	Information	S10	T10	T20 - T23	T22 - T25
All engines	COL:green, Conn. nr. 1, spanner size 24, switch press. 0.3-0.6 bar, thread M10x1	7.0139			
All engines	COL:brown, Conn. nr. 2, without adapter		7.6266		
All engines	COL:black, Conn. nr. 4			7.1232	T20
All engines	Conn. nr. 5				7.1337 T22

				ENGINE
1.3	Petrol	40	09/91-06/97	135B, 781.135E

Engine	Information	S10	T10	T20 - T23	T22 - T25
All engines		7.0124	7.6021	7.1000	T20

				ENGINE
1.3	Petrol	42	12/92-06/97	781.135

Engine	Information	S10	T10	T20 - T23	T22 - T25
All engines		7.0124	7.6021	7.1000	T20

				ENGINE
1.3	Petrol	44	12/91-06/95	781.135

Engine	Information	S10	T10	T20 - T23	T22 - T25
All engines		7.0124	7.6021	7.1000	T20

				ENGINE
1.3	Petrol	45	08/91-06/95	OHC

Engine	Information	S10	T10	T20 - T23	T22 - T25
All engines		7.0124	7.6021	7.1000	T20

				ENGINE
1.3	Petrol	50	12/92-06/97	136B

Engine	Information	S10	T10	T20 - T23	T22 - T25
All engines		7.0124	7.6021	7.1000	T20

				ENGINE
1.3 135	Petrol	42	12/91-09/94	781.135

Engine	Information	S10	T10	T20 - T23	T22 - T25
All engines		7.0124	7.6021	7.1000	T20

				ENGINE
1.3 135	Petrol	43	12/91-09/94	781.135

Engine	Information	S10	T10	T20 - T23	T22 - T25
All engines		7.0124	7.6021	7.1000	T20

				ENGINE
1.3 135	Petrol	44	10/90-09/94	781.135

Engine	Information	S10	T10	T20 - T23	T22 - T25
All engines		7.0124	7.6021	7.1000	T20

				ENGINE
1.3 135 X,LX,GLX	Petrol	40	01/90-09/94	781.135E

Engine	Information	S10	T10	T20 - T23	T22 - T25
All engines		7.0124	7.6021	7.1000	T20

				ENGINE
1.3 135L	Petrol	43	05/89-09/94	781.135

Engine	Information	S10	T10	T20 - T23	T22 - T25
All engines		7.0124	7.6021	7.1000	T20

				ENGINE
1.3 136	Petrol	45	10/90-09/94	136 L


Engine	Information	S10	T10	T20 - T23	T22 - T25
All engines		7.0124	7.6021	7.1000	T20

				ENGINE
1.3	Petrol	40	10/94-04/02	135, 135I, AMG

Engine	Information	S10	T10	T20 - T23	T22 - T25
All engines	COL:blue, Conn. nr. 1, switch press. 0.25 bar, thread M10x1.0	7.0008			
All engines	-> 01/03/96		7.6021		
All engines	01/04/96 ->, Conn. nr. 2, thread M14x1.0		7.6216		
All engines	spanner size 19, thread M12x1.5			7.1000	T20

S10	OIL PRESSURE WARNING LIGHT SWITCH	T10	REVERSING LIGHT SWITCH	T20	BRAKE LIGHT SWITCH
T22	SWITCH CLUTCH CONTROL (CRUISE CONTROL)	T23	SWITCH BRAKE ACTUATION (ENGINE TIMING)	T25	SWITCH CLUTCH CONTROL (ENGINE CONTROL)

FUNCTIONS ON THE VEHICLE

Vehicle	alim.	kW	Date	Engine	 S10	 T10	 T20 - T23	 T22 - T25
---------	-------	----	------	--------	---	---	--	---

ENGINE				
1.3	Petrol	43	10/94-06/01	135, 135 L, AMJ

Engine	Information	S10	T10	T20 - T23	T22 - T25
Eng. 135, AMJ	COL:blue, Conn. nr. 1, switch press. 0.25 bar, thread M10x1.0	7.0008			
Eng. 135 L		7.0124			
All engines	-> 01/03/96, -> 31/03/96		7.6021		
All engines	01/04/96 ->, Conn. nr. 2, thread M14x1.0		7.6216		
All engines	spanner size 19, thread M12x1.5			7.1000	T20

ENGINE				
1.3	Petrol	50	10/94-04/02	136B, 136I, AMH

Engine	Information	S10	T10	T20 - T23	T22 - T25
All engines	COL:blue, Conn. nr. 1, switch press. 0.25 bar, thread M10x1.0	7.0008			
Eng. AMH		7.0124			
All engines	-> 01/03/96		7.6021		
All engines	01/04/96 ->, Conn. nr. 2, thread M14x1.0		7.6216		
All engines	spanner size 19, thread M12x1.5			7.1000	T20

ENGINE				
1.3 LX	Petrol	40	08/95-03/98	135, AMG

Engine	Information	S10	T10	T20 - T23	T22 - T25
All engines	COL:blue, Conn. nr. 1, switch press. 0.25 bar, thread M10x1.0	7.0008			
All engines	-> 01/03/96		7.6021		
All engines	01/04/96 ->, Conn. nr. 2, thread M14x1.0		7.6216		
All engines	spanner size 19, thread M12x1.5			7.1000	T20

ENGINE				
1.3 LXI	Petrol	50	08/95-03/98	136I, AMH

Engine	Information	S10	T10	T20 - T23	T22 - T25
All engines	COL:blue, Conn. nr. 1, switch press. 0.25 bar, thread M10x1.0	7.0008			
All engines	-> 01/03/96		7.6021		
All engines	01/04/96 ->, Conn. nr. 2, thread M14x1.0		7.6216		
All engines	spanner size 19, thread M12x1.5			7.1000	T20

ENGINE				
1.6	Petrol	55	06/97-04/02	AEE

Engine	Information	S10	T10	T20 - T23	T22 - T25
All engines	COL:blue, Conn. nr. 1, switch press. 0.25 bar, thread M10x1.0	7.0008			
All engines			7.6125		
All engines	Conn. nr. 2, thread M14x1.0		7.6216		
All engines	spanner size 19, thread M12x1.5			7.1000	T20

ENGINE				
1.6 GLX	Petrol	55	08/95-03/98	AEE

Engine	Information	S10	T10	T20 - T23	T22 - T25
All engines	COL:blue, Conn. nr. 1, switch press. 0.25 bar, thread M10x1.0	7.0008			
All engines			7.6125		
All engines	spanner size 19, thread M12x1.5			7.1000	T20

ENGINE				
1.6 LX	Petrol	55	08/95-03/98	AEE

Engine	Information	S10	T10	T20 - T23	T22 - T25
All engines	COL:blue, Conn. nr. 1, switch press. 0.25 bar, thread M10x1.0	7.0008			
All engines			7.6125		
All engines	spanner size 19, thread M12x1.5			7.1000	T20

ENGINE				
1.9	Diesel	47	08/96-11/00	AEF

Engine	Information	S10	T10	T20 - T23	T22 - T25
All engines	COL:blue, Conn. nr. 1, switch press. 0.25 bar, thread M10x1.0	7.0008			
All engines			7.6125		
All engines	spanner size 19, thread M12x1.5			7.1000	T20

ENGINE				
1.9 D	Diesel	47	10/95-04/02	AEF

Engine	Information	S10	T10	T20 - T23	T22 - T25
All engines	COL:blue, Conn. nr. 1, switch press. 0.25 bar, thread M10x1.0	7.0008			

S10 OIL PRESSURE WARNING LIGHT SWITCH	T10 REVERSING LIGHT SWITCH	T20 BRAKE LIGHT SWITCH
T22 SWITCH CLUTCH CONTROL (CRUISE CONTROL)	T23 SWITCH BRAKE ACTUATION (ENGINE TIMING)	T25 SWITCH CLUTCH CONTROL (ENGINE CONTROL)

FUNCTIONS ON THE VEHICLE

Vehicle	alim.	kW	Date	Engine	 S10	 T10	 T20 - T23	 T22 - T25
---------	-------	----	------	--------	---	---	--	---

				ENGINE
1.9 D	Diesel	47	10/95-04/02	AEF

Engine	Information	S10	T10	T20 - T23	T22 - T25
All engines			7.6125		
All engines	spanner size 19, thread M12x1.5			7.1000 T20	

				ENGINE
1.0 TSI	Petrol	85	07/17->	CHZJ

Engine	Information	S10	T10	T20 - T23	T22 - T25
All engines	COL:black, Conn. nr. 2, thread M12x1.5, without adapter		7.6215		
All engines	COL:brown, Conn. nr. 2, without adapter		7.6266		
All engines	COL:black, Conn. nr. 4			7.1232 T20	

				ENGINE
1.5 TSI	Petrol	110	07/17->	DADA

Engine	Information	S10	T10	T20 - T23	T22 - T25
All engines	COL:black, Conn. nr. 2, t.tnr. SAP, thread M12x1.5, without adapter		7.6215		
All engines	COL:brown, Conn. nr. 2, t.tnr. SEM, without adapter		7.6266		
All engines	COL:black, Conn. nr. 4			7.1232 T20	

				ENGINE
1.6 TDI	Diesel	85	07/17->	DDYA

Engine	Information	S10	T10	T20 - T23	T22 - T25
All engines	COL:black, Conn. nr. 2, thread M12x1.5, without adapter		7.6215		
All engines	COL:brown, Conn. nr. 2, without adapter		7.6266		
All engines	COL:black, Conn. nr. 4			7.1232 T20	

				ENGINE
2.0 TDI 4x4	Diesel	110	07/17->	DFFA

Engine	Information	S10	T10	T20 - T23	T22 - T25
All engines	COL:brown, Conn. nr. 2, without adapter		7.6266		
All engines	COL:black, Conn. nr. 4			7.1232 T20	

				ENGINE
1.4 TSI	Petrol	110	10/16->	CZDA, CZEA

Engine	Information	S10	T10	T20 - T23	T22 - T25
All engines	COL:green, Conn. nr. 1, spanner size 24, switch press. 0.3-0.6 bar, thread M10x1	7.0139			
All engines	COL:blue, Conn. nr. 1, Conn. nr. 2, switch press. 2.15-2.95 bar, thread M10x1, thread M10x1.0	7.0192			
All engines	COL:black, Conn. nr. 4			7.1232 T20	

				ENGINE
1.4 TSI	Petrol	92	10/16->	CZCA

Engine	Information	S10	T10	T20 - T23	T22 - T25
All engines	COL:green, Conn. nr. 1, spanner size 24, switch press. 0.3-0.6 bar, thread M10x1	7.0139			
All engines	COL:blue, Conn. nr. 2, switch press. 2.15-2.95 bar, thread M10x1.0	7.0192			
All engines	COL:brown, Conn. nr. 2, without adapter		7.6266		
All engines	COL:black, Conn. nr. 4			7.1232 T20	

				ENGINE
1.4 TSI 4x4	Petrol	110	10/16->	CZDA, CZEA

Engine	Information	S10	T10	T20 - T23	T22 - T25
Eng. CZEA	COL:brown, Conn. nr. 1, spanner size 24, switch press. 0.55-0.85 bar, thread M10x1.0	7.0132			
All engines	COL:green, Conn. nr. 1, spanner size 24, switch press. 0.3-0.6 bar, thread M10x1	7.0139			
All engines	COL:blue, Conn. nr. 1, Conn. nr. 2, switch press. 2.15-2.95 bar, thread M10x1, thread M10x1.0	7.0192			
All engines	COL:brown, Conn. nr. 2, without adapter		7.6266		
All engines	COL:black, Conn. nr. 4			7.1232 T20	

				ENGINE
2.0 TDI	Diesel	110	10/16->	DBGC

Engine	Information	S10	T10	T20 - T23	T22 - T25
All engines	COL:black, Conn. nr. 4			7.1232 T20	

				ENGINE
2.0 TDI 4x4	Diesel	110	10/16->	DBGA, DBGC, DFGA

Engine	Information	S10	T10	T20 - T23	T22 - T25
All engines	COL:brown, Conn. nr. 2, without adapter		7.6266		

S10 OIL PRESSURE WARNING LIGHT SWITCH	T10 REVERSING LIGHT SWITCH	T20 BRAKE LIGHT SWITCH
T22 SWITCH CLUTCH CONTROL (CRUISE CONTROL)	T23 SWITCH BRAKE ACTUATION (ENGINE TIMING)	T25 SWITCH CLUTCH CONTROL (ENGINE CONTROL)

FUNCTIONS ON THE VEHICLE

Vehicle	alim.	kW	Date	Engine	 S10	 T10	 T20 - T23	 T22 - T25
---------	-------	----	------	--------	---	---	--	---

				ENGINE
2.0 TDI 4x4	Diesel	110	10/16->	DBGA, DBGC, DFGA

Engine	Information	S10	T10	T20 - T23	T22 - T25
All engines	COL:black, Conn. nr. 4			7.1232 T20	

				ENGINE
2.0 TDI 4x4	Diesel	140	10/16->	DFHA

Engine	Information	S10	T10	T20 - T23	T22 - T25
All engines	COL:black, Conn. nr. 4			7.1232 T20	

				ENGINE
2.0 TSI 4x4	Petrol	132	10/16->	CZPA

Engine	Information	S10	T10	T20 - T23	T22 - T25
All engines	COL:brown, Conn. nr. 1, spanner size 24, switch press. 0.55-0.85 bar, thread M10x1.0	7.0132			
All engines	COL:blue, Conn. nr. 1, switch press. 2.15-2.95 bar, thread M10x1	7.0192			
All engines	COL:black, Conn. nr. 4			7.1232 T20	

				ENGINE
1.4	Petrol	44	04/99-03/01	AMD

Engine	Information	S10	T10	T20 - T23	T22 - T25
All engines	COL:grey, spanner size 24, switch press. 0.9 bar, thread M16x1.5	7.0150			
All engines	Conn. nr. 2, thread M14x1.0		7.6216		
All engines	Conn. nr. 2			7.1055 T20	
All engines	Conn. nr. 4			7.1151 T20	
All engines	COL:black, MODEL TO:2000				7.1143 T22
All engines	COL:blue, MODEL FROM:2001				7.1220 T22

				ENGINE
1.4 16V	Petrol	55	08/00-12/10	AXP, BCA

Engine	Information	S10	T10	T20 - T23	T22 - T25
All engines	COL:green, Conn. nr. 1, spanner size 24, switch press. 0.3-0.6 bar, thread M10x1	7.0139			
All engines	COL:black, Conn. nr. 2, thread M12x1.5, without adapter		7.6215		
All engines	Conn. nr. 2			7.1055 T20	
All engines	Conn. nr. 4			7.1151 T20	
All engines					7.1220 T22

				ENGINE
1.6	Petrol	55	09/96-09/04	AEE

Engine	Information	S10	T10	T20 - T23	T22 - T25
All engines	01/01/01 -> COL:brown, Conn. nr. 1, spanner size 24, switch press. 0.55-0.85 bar, thread M10x1.0	7.0132			
All engines	-> 01/12/00, COL:green, Conn. nr. 1, spanner size 24, switch press. 0.5 bar, thread M10x1.0	7.0138			
All engines	01/08/98 -> COL:black, Conn. nr. 2, thread M12x1.5, without adapter		7.6215		
All engines	-> 01/07/98, Conn. nr. 2, thread M14x1.0		7.6216		
All engines	Conn. nr. 2			7.1055 T20	
All engines	Conn. nr. 4			7.1151 T20	
All engines	COL:black, MODEL TO:2000				7.1143 T22
All engines	COL:blue, MODEL FROM:2001				7.1220 T22

				ENGINE
1.6	Petrol	74	02/97-12/07	AEH, AKL

Engine	Information	S10	T10	T20 - T23	T22 - T25
All engines	-> 01/07/98, COL:black, Conn. nr. 1, spanner size 24, switch press. 1.2-1.6 bar, thread M10x1.0	7.0046			
All engines	01/08/98 -> COL:black, Conn. nr. 1, switch press. 1.2-1.6 bar, thread M10x1.0	7.0135			
All engines	aut., with adapter		7.6193		
All engines	01/08/98 -> COL:black, Conn. nr. 2, man., thread M12x1.5, without adapter		7.6215		
All engines	-> 01/07/98, Conn. nr. 2, man., thread M14x1.0		7.6216		
All engines	Conn. nr. 2			7.1055 T20	
All engines	Conn. nr. 4			7.1151 T20	
All engines	COL:black, MODEL TO:2000				7.1143 T22
All engines	COL:blue, MODEL FROM:2001				7.1220 T22

				ENGINE
1.6	Petrol	75	09/00-12/10	AVU, BFQ

Engine	Information	S10	T10	T20 - T23	T22 - T25
All engines		7.0135			7.1220 T22

S10	OIL PRESSURE WARNING LIGHT SWITCH	T10	REVERSING LIGHT SWITCH	T20	BRAKE LIGHT SWITCH
T22	SWITCH CLUTCH CONTROL (CRUISE CONTROL)	T23	SWITCH BRAKE ACTUATION (ENGINE TIMING)	T25	SWITCH CLUTCH CONTROL (ENGINE CONTROL)

FUNCTIONS ON THE VEHICLE

Vehicle	alim.	kW	Date	Engine	 S10	 T10	 T20 - T23	 T22 - T25
---------	-------	----	------	--------	---	---	--	---

ENGINE				
1.6	Petrol	75	09/00-12/10	AVU, BFQ

Engine	Information	S10	T10	T20 - T23	T22 - T25
All engines	aut., with adapter		7.6193		
All engines	COL:black, Conn. nr. 2, man., thread M12x1.5, without adapter		7.6215		
All engines	Conn. nr. 2			7.1055 T20	
All engines	Conn. nr. 4			7.1151 T20	
All engines	COL:blue, Conn. nr. 4				7.1220 T25

ENGINE				
1.8	Petrol	92	09/96-07/00	AGN

Engine	Information	S10	T10	T20 - T23	T22 - T25
All engines	-> 01/07/98, COL:black, Conn. nr. 1, spanner size 24, switch press. 1.2-1.6 bar, thread M10x1.0	7.0046			
All engines	01/08/98 ->, COL:black, Conn. nr. 1, switch press. 1.2-1.6 bar, thread M10x1.0	7.0135			
All engines	aut., with adapter		7.6193		
All engines	01/08/98 ->, COL:black, Conn. nr. 2, man., thread M12x1.5, without adapter		7.6215		
All engines	-> 01/07/98, Conn. nr. 2, man., thread M14x1.0		7.6216		
All engines	Conn. nr. 2			7.1055 T20	
All engines	Conn. nr. 4			7.1151 T20	
All engines					7.1143 T22

ENGINE				
1.8 20V	Petrol	92	07/98-07/00	AGN

Engine	Information	S10	T10	T20 - T23	T22 - T25
All engines					7.1143 T22

ENGINE				
1.8 T	Petrol	110	08/97-12/10	AGU, ARX, ARZ, AUM

Engine	Information	S10	T10	T20 - T23	T22 - T25
All engines	COL:black, Conn. nr. 1, switch press. 1.2-1.6 bar, thread M10x1.0	7.0135			
All engines	aut., with adapter		7.6193		
All engines	COL:black, Conn. nr. 2, man., thread M12x1.5, without adapter		7.6215		
All engines	COL:brown, Conn. nr. 2, without adapter		7.6266		
All engines	Conn. nr. 2			7.1055 T20	
All engines	Conn. nr. 4			7.1151 T20	
All engines	COL:green				7.1143 T25
All engines	COL:blue, Conn. nr. 4				7.1220 T25

ENGINE				
1.8 T 4x4	Petrol	110	05/01-05/06	ARX

Engine	Information	S10	T10	T20 - T23	T22 - T25
All engines		7.0135			
All engines	COL:black, Conn. nr. 2, thread M12x1.5, without adapter		7.6215		
All engines	Conn. nr. 2			7.1055 T20	
All engines	Conn. nr. 4			7.1151 T20	
All engines	COL:green				7.1143 T25
All engines	COL:blue, Conn. nr. 4				7.1220 T25

ENGINE				
1.9	Diesel	50	08/98-12/03	AGP, AQM

Engine	Information	S10	T10	T20 - T23	T22 - T25
All engines	COL:brown, Conn. nr. 1, spanner size 24, switch press. 0.55-0.85 bar, thread M10x1.0	7.0132			
All engines	COL:black, Conn. nr. 2, thread M12x1.5, without adapter		7.6215		
All engines	Conn. nr. 2			7.1055 T20	
All engines	Conn. nr. 4			7.1151 T20	

ENGINE				
1.9 D	Diesel	50	08/00-12/03	AQM

Engine	Information	S10	T10	T20 - T23	T22 - T25
All engines	COL:brown, Conn. nr. 1, spanner size 24, switch press. 0.55-0.85 bar, thread M10x1.0	7.0132			
All engines	COL:black, Conn. nr. 2, thread M12x1.5, without adapter		7.6215		
All engines	Conn. nr. 2			7.1055 T20	
All engines	Conn. nr. 4			7.1151 T20	

S10	OIL PRESSURE WARNING LIGHT SWITCH	T10	REVERSING LIGHT SWITCH	T20	BRAKE LIGHT SWITCH
T22	SWITCH CLUTCH CONTROL (CRUISE CONTROL)	T23	SWITCH BRAKE ACTUATION (ENGINE TIMING)	T25	SWITCH CLUTCH CONTROL (ENGINE CONTROL)

FUNCTIONS ON THE VEHICLE

Vehicle	alim.	kW	Date	Engine	 S10	 T10	 T20 - T23	 T22 - T25
---------	-------	----	------	--------	---	---	--	---

				ENGINE
1.9 SDI	Diesel	50	06/97-12/03	AGP, AQM

Engine	Information	S10	T10	T20 - T23	T22 - T25
All engines	-> 01/07/98, COL: brown, spanner size 24, switch press. 0.55/0.85 bar, thread M14x1.5	7.0095			
All engines	01/08/98 ->, COL: brown, Conn. nr. 1, spanner size 24, switch press. 0.55-0.85 bar, thread M10x1.0	7.0132			
All engines	01/08/98 ->, COL: black, Conn. nr. 2, thread M12x1.5, without adapter		7.6215		
All engines	-> 01/07/98, Conn. nr. 2, thread M14x1.0		7.6216		
All engines	Conn. nr. 2			7.1055 T20	
All engines	Conn. nr. 4			7.1151 T20	
All engines	COL: black, MODEL TO: 2000				7.1143 T22
Eng. AQM	COL: blue, MODEL FROM: 2001				7.1220 T22

				ENGINE
1.9 TDI	Diesel	66	09/96-03/10	AGR, ALH

Engine	Information	S10	T10	T20 - T23	T22 - T25
All engines	-> 01/07/98, COL: brown, spanner size 24, switch press. 0.55/0.85 bar, thread M14x1.5	7.0095			
All engines	01/08/98 ->, COL: brown, Conn. nr. 1, spanner size 24, switch press. 0.55-0.85 bar, thread M10x1.0	7.0132			
All engines	aut., with adapter		7.6193		
All engines	01/08/98 ->, COL: black, Conn. nr. 2, man., thread M12x1.5, without adapter		7.6215		
All engines	-> 01/07/98, Conn. nr. 2, man., thread M14x1.0		7.6216		
All engines	Conn. nr. 2			7.1055 T20	
All engines	Conn. nr. 4			7.1151 T20	
All engines	COL: blue, Conn. nr. 4				7.1220 T25

				ENGINE
1.9 TDI	Diesel	74	08/00-12/10	AXR

Engine	Information	S10	T10	T20 - T23	T22 - T25
All engines	COL: black, Conn. nr. 2, thread M12x1.5, without adapter		7.6215		
All engines	Conn. nr. 2			7.1055 T20	
All engines	Conn. nr. 4			7.1151 T20	
All engines					7.1220 T22

				ENGINE
1.9 TDi	Diesel	81	08/97-01/06	AHF, ASV

Engine	Information	S10	T10	T20 - T23	T22 - T25
All engines	-> 01/07/98, COL: brown, spanner size 24, switch press. 0.55/0.85 bar, thread M14x1.5	7.0095			
All engines	01/08/98 ->, COL: brown, Conn. nr. 1, spanner size 24, switch press. 0.55-0.85 bar, thread M10x1.0	7.0132			
All engines	01/08/98 ->, COL: black, Conn. nr. 2, thread M12x1.5, without adapter		7.6215		
All engines	-> 01/07/98, Conn. nr. 2, thread M14x1.0		7.6216		
All engines	Conn. nr. 2			7.1055 T20	
All engines	Conn. nr. 4			7.1151 T20	
All engines	COL: black, MODEL TO: 2000				7.1143 T22
All engines	COL: green				7.1143 T25
All engines	COL: blue, MODEL FROM: 2001				7.1220 T22

				ENGINE
1.9 TDI	Diesel	96	09/02-09/04	ASZ

Engine	Information	S10	T10	T20 - T23	T22 - T25
All engines	COL: brown, Conn. nr. 1, spanner size 24, switch press. 0.55-0.85 bar, thread M10x1.0	7.0132			
All engines	COL: brown, Conn. nr. 2, without adapter		7.6266		
All engines	Conn. nr. 2			7.1055 T20	
All engines	Conn. nr. 4			7.1151 T20	
All engines	COL: blue, Conn. nr. 4				7.1220 T25

				ENGINE
1.9 TDI 4x4	Diesel	66	11/99-02/06	AGR

Engine	Information	S10	T10	T20 - T23	T22 - T25
All engines	COL: brown, Conn. nr. 1, spanner size 24, switch press. 0.55-0.85 bar, thread M10x1.0	7.0132			
All engines	COL: black, Conn. nr. 2, thread M12x1.5, without adapter		7.6215		
All engines	Conn. nr. 2			7.1055 T20	
All engines	Conn. nr. 4			7.1151 T20	
All engines	COL: blue, Conn. nr. 4				7.1220 T25

S10 OIL PRESSURE WARNING LIGHT SWITCH	T10 REVERSING LIGHT SWITCH	T20 BRAKE LIGHT SWITCH
T22 SWITCH CLUTCH CONTROL (CRUISE CONTROL)	T23 SWITCH BRAKE ACTUATION (ENGINE TIMING)	T25 SWITCH CLUTCH CONTROL (ENGINE CONTROL)

FUNCTIONS ON THE VEHICLE

Vehicle	alim.	kW	Date	Engine	 S10	 T10	 T20 - T23	 T22 - T25
---------	-------	----	------	--------	---	---	--	---

				ENGINE
1.9 TDI 4x4	Diesel	74	09/00-01/06	ATD

Engine	Information	S10	T10	T20 - T23	T22 - T25
All engines	COL: brown, Conn. nr. 1, spanner size 24, switch press. 0.55-0.85 bar, thread M10x1.0	7.0132			
All engines	COL: brown, Conn. nr. 2, without adapter		7.6266		
All engines	Conn. nr. 2			7.1055 T20	
All engines	Conn. nr. 4			7.1151 T20	
All engines	COL: blue, Conn. nr. 4				7.1220 T25

				ENGINE
2.0	Petrol	85	04/99-05/07	AEG, APK, AQY, AZH, AZJ

Engine	Information	S10	T10	T20 - T23	T22 - T25
All engines	COL: black, Conn. nr. 1, switch press. 1.2-1.6 bar, thread M10x1.0	7.0135			
All engines	+ shift cable, -> ch. 1U-W-133 668, aut., see connection type, with adapter		7.6193		
Eng. AZH	-> ch. 1U-W-133 668, see connection type		7.6205		
All engines	ch. 1U-X-133 669 ->, COL: black, Conn. nr. 2, man., thread M12x1.5, without adapter		7.6215		
All engines	Conn. nr. 2, pole nr. 2			7.1055 T20	
All engines	Conn. nr. 4			7.1151 T20	
Eng. AZH	pole nr. 4			7.1230 T20	
Eng. APK, AQY, AZH	COL: black, MODEL TO: 2000				7.1143 T22
All engines	COL: blue, MODEL FROM: 2001				7.1220 T22

				ENGINE
2.0 4x4	Petrol	85	08/00-09/04	AZH, AZJ

Engine	Information	S10	T10	T20 - T23	T22 - T25
All engines	COL: black, Conn. nr. 1, switch press. 1.2-1.6 bar, thread M10x1.0	7.0135			
All engines	COL: black, Conn. nr. 2, thread M12x1.5, without adapter		7.6215		
All engines	Conn. nr. 2			7.1055 T20	
All engines	Conn. nr. 4			7.1151 T20	
All engines	COL: green				7.1143 T25

				ENGINE
RS 1.8 T	Petrol	132	05/01-01/06	AUQ

Engine	Information	S10	T10	T20 - T23	T22 - T25
All engines	COL: black, Conn. nr. 1, switch press. 1.2-1.6 bar, thread M10x1.0	7.0135			
All engines	COL: black, Conn. nr. 2, thread M12x1.5, without adapter		7.6215		
All engines	Conn. nr. 2			7.1055 T20	
All engines	Conn. nr. 4			7.1151 T20	
All engines					7.1220 T22
All engines	COL: blue, Conn. nr. 4				7.1220 T25

				ENGINE
OCTAVIA II				

				ENGINE
1.2 TSI	Petrol	77	02/10-06/13	CBZB

Engine	Information	S10	T10	T20 - T23	T22 - T25
All engines	COL: green, Conn. nr. 1, switch press. 0.3-0.6 bar, thread M10x1	7.0196			
All engines			7.6266		7.1309 T22
All engines	COL: black, Conn. nr. 4			7.1232 T20	

				ENGINE
1.4	Petrol	55	05/04-05/06	BCA





Engine	Information	S10	T10	T20 - T23	T22 - T25
All engines	COL: green, Conn. nr. 1, spanner size 24, switch press. 0.3-0.6 bar, thread M10x1	7.0139			
All engines	COL: black, Conn. nr. 2, thread M12x1.5, without adapter		7.6215		
All engines	COL: black, Conn. nr. 4			7.1228 T20	
All engines					7.1220 T22

				ENGINE
1.4	Petrol	59	06/04-06/13	BUD, CGGA

Engine	Information	S10	T10	T20 - T23	T22 - T25
All engines	COL: green, Conn. nr. 1, spanner size 24, switch press. 0.3-0.6 bar, thread M10x1	7.0139			
All engines	COL: brown, Conn. nr. 2, without adapter		7.6266		
All engines	-> 01/11/08, Conn. nr. 4, thread M12x1.5			7.1229 T20	
All engines	01/12/08 ->, COL: black, Conn. nr. 4			7.1232 T20	
All engines					7.1309 T22

S10 OIL PRESSURE WARNING LIGHT SWITCH	T10 REVERSING LIGHT SWITCH	T20 BRAKE LIGHT SWITCH
T22 SWITCH CLUTCH CONTROL (CRUISE CONTROL)	T23 SWITCH BRAKE ACTUATION (ENGINE TIMING)	T25 SWITCH CLUTCH CONTROL (ENGINE CONTROL)

FUNCTIONS ON THE VEHICLE

Vehicle	alim.	kW	Date	Engine	 S10	 T10	 T20 - T23	 T22 - T25
---------	-------	----	------	--------	---	---	--	---

				ENGINE
1.4 [CHN]	Petrol	96	03/10->	CFBA.

Engine	Information	S10	T10	T20 - T23	T22 - T25
All engines		7.0139		7.1232 T20	
All engines	COL:black		7.6215		
All engines	COL:brown		7.6266		
All engines	pole nr. 2				7.1220 T22
All engines	pole nr. 4				7.1309 T22

				ENGINE
1.4 TSI	Petrol	90	11/08-06/13	CAXA

Engine	Information	S10	T10	T20 - T23	T22 - T25
All engines	COL:green, Conn. nr. 1, spanner size 24, switch press. 0.3-0.6 bar, thread M10x1	7.0139			
All engines	COL:brown, Conn. nr. 2, without adapter		7.6266		
All engines	COL:black, Conn. nr. 4			7.1232 T20	
All engines					7.1309 T22

				ENGINE
1.6	Petrol	75	06/04-06/13	BGU, BSE, BSF, CCSA, CMXA

Engine	Information	S10	T10	T20 - T23	T22 - T25
Eng. BGU, BSE, BSF, CCSA	COL:black, COL:grey, Conn. nr. 1, switch press. 1.2/1.6 bar, switch press. 1.2-1.6 bar, thread M10x1.0	7.0135			
Eng. BGU, CCSA	COL:black, Conn. nr. 2, MODEL T0:2008, thread M12x1.5, without adapter		7.6215		
Eng. BSE, BSF, CCSA	COL:brown, Conn. nr. 2, without adapter		7.6266		
All engines	-> 01/10/05, COL:black, Conn. nr. 4			7.1228 T20	
All engines	-> 01/11/08, 01/11/05 ->, Conn. nr. 4, thread M12x1.5			7.1229 T20	
All engines	01/12/08 ->, COL:black, Conn. nr. 4			7.1232 T20	
All engines					7.1309 T22

				ENGINE
1.6 [CHN]	Petrol	77	09/07->	CDFA, CLRA, CPJA

Engine	Information	S10	T10	T20 - T23	T22 - T25
All engines		7.0139		7.1232 T20	
All engines	COL:black		7.6215		
All engines	COL:brown		7.6266		
All engines	pole nr. 2				7.1220 T22
All engines	pole nr. 4				7.1309 T22

				ENGINE
1.6 FSI	Petrol	85	02/04-10/08	BLF

Engine	Information	S10	T10	T20 - T23	T22 - T25
All engines	COL:green, Conn. nr. 1, spanner size 24, switch press. 0.3-0.6 bar, thread M10x1	7.0139			
All engines	COL:black, Conn. nr. 2, thread M12x1.5, without adapter		7.6215		
All engines	-> 01/10/05, COL:black, Conn. nr. 4			7.1228 T20	
All engines	01/11/05 ->, Conn. nr. 4, thread M12x1.5			7.1229 T20	

				ENGINE
1.6 LPG	Petrol/ Petro- leum Gas (LPG)	75	08/09-11/12	BSE, CHGA

Engine	Information	S10	T10	T20 - T23	T22 - T25
All engines	COL:grey, Conn. nr. 1, switch press. 1.2/1.6 bar, thread M10x1.0	7.0135			
All engines	COL:brown, Conn. nr. 2, without adapter		7.6266		
All engines	COL:black, Conn. nr. 4			7.1232 T20	
Eng. CHGA					7.1309 T22

				ENGINE
1.6 MultiFuel	Petrol/ Ethanol	75	01/08-06/13	CCSA, CMXA

Engine	Information	S10	T10	T20 - T23	T22 - T25
Eng. CCSA	COL:grey, Conn. nr. 1, switch press. 1.2/1.6 bar, thread M10x1.0	7.0135			
All engines	COL:brown, Conn. nr. 2, without adapter		7.6266		
All engines	COL:black, Conn. nr. 4			7.1232 T20	
All engines	Conn. nr. 5				7.1309 T22

S10	OIL PRESSURE WARNING LIGHT SWITCH	T10	REVERSING LIGHT SWITCH	T20	BRAKE LIGHT SWITCH
T22	SWITCH CLUTCH CONTROL (CRUISE CONTROL)	T23	SWITCH BRAKE ACTUATION (ENGINE TIMING)	T25	SWITCH CLUTCH CONTROL (ENGINE CONTROL)

FUNCTIONS ON THE VEHICLE

Vehicle	alim.	kW	Date	Engine	 S10	 T10	 T20 - T23	 T22 - T25
---------	-------	----	------	--------	---	---	--	---

				ENGINE
1.6 TDI	Diesel	77	06/09-04/13	CAVC

Engine	Information	S10	T10	T20 - T23	T22 - T25
All engines	COL:green, Conn. nr. 1, spanner size 24, switch press. 0.3-0.6 bar, thread M10x1	7.0139			
All engines	COL:black, Conn. nr. 2, thread M12x1.5, without adapter		7.6215		
All engines				7.1232 T20	7.1309 T22

				ENGINE
1.6 TDI 4x4	Diesel	77	06/09-02/13	CAVC

Engine	Information	S10	T10	T20 - T23	T22 - T25
All engines	COL:green, Conn. nr. 1, spanner size 24, switch press. 0.3-0.6 bar, thread M10x1	7.0139			
All engines	COL:black, Conn. nr. 2, thread M12x1.5, without adapter		7.6215		
All engines				7.1232 T20	7.1309 T22

				ENGINE
1.8 [CHN]	Petrol	118	04/07->	BYJ, CEEA

Engine	Information	S10	T10	T20 - T23	T22 - T25
Eng. BYJ		7.0135			
Eng. CEEA		7.0192			
Eng. BYJ	COL:black		7.6215		
Eng. BYJ	COL:brown		7.6266		
All engines				7.1232 T20	
Eng. BYJ	pole nr. 2				7.1220 T22
Eng. BYJ	pole nr. 4				7.1309 T22

				ENGINE
1.8 TSI	Petrol	112	03/09-06/13	CDAB

Engine	Information	S10	T10	T20 - T23	T22 - T25
All engines	COL:blue, Conn. nr. 2, switch press. 2.15-2.95 bar, thread M10x1.0	7.0192			
All engines	COL:black, Conn. nr. 2, thread M12x1.5, without adapter		7.6215		
All engines	COL:black, Conn. nr. 4			7.1232 T20	
All engines					7.1309 T22

				ENGINE
1.8 TSI	Petrol	118	06/07-04/13	BZB, CDA A

Engine	Information	S10	T10	T20 - T23	T22 - T25
All engines	COL:blue, Conn. nr. 2, switch press. 2.15-2.95 bar, thread M10x1.0	7.0192			
All engines	COL:black, Conn. nr. 2, thread M12x1.5, without adapter		7.6215		
All engines	-> 01/11/08, Conn. nr. 4, thread M12x1.5			7.1229 T20	
All engines	01/12/08 ->, COL:black, Conn. nr. 4			7.1232 T20	
All engines					7.1309 T22

				ENGINE
1.8 TSI 4x4	Petrol	112	03/09-02/13	CDAB

Engine	Information	S10	T10	T20 - T23	T22 - T25
All engines	COL:brown, Conn. nr. 1, spanner size 24, switch press. 0.55-0.85 bar, thread M10x1.0	7.0132			
All engines	COL:blue, Conn. nr. 2, switch press. 2.15-2.95 bar, thread M10x1.0	7.0192			
All engines	COL:black, Conn. nr. 2, thread M12x1.5, without adapter		7.6215		
All engines	COL:black, Conn. nr. 4			7.1232 T20	
All engines					7.1309 T22

				ENGINE
1.8 TSI 4x4	Petrol	118	11/08-02/13	CDA A

Engine	Information	S10	T10	T20 - T23	T22 - T25
All engines	COL:brown, Conn. nr. 1, spanner size 24, switch press. 0.55-0.85 bar, thread M10x1.0	7.0132			
All engines	COL:blue, Conn. nr. 2, switch press. 2.15-2.95 bar, thread M10x1.0	7.0192			
All engines	COL:black, Conn. nr. 2, thread M12x1.5, without adapter		7.6215		
All engines	COL:brown, Conn. nr. 2, without adapter		7.6266		
All engines	COL:black, Conn. nr. 4			7.1232 T20	
All engines					7.1309 T22

				ENGINE
1.9 TDI	Diesel	77	06/04-12/10	BJB, BKC, BLS, BXE

Engine	Information	S10	T10	T20 - T23	T22 - T25
All engines	COL:brown, Conn. nr. 1, spanner size 24, switch press. 0.55-0.85 bar, thread M10x1.0	7.0132			
All engines	COL:black, Conn. nr. 2, thread M12x1.5, without adapter		7.6215		

S10 OIL PRESSURE WARNING LIGHT SWITCH	T10 REVERSING LIGHT SWITCH	T20 BRAKE LIGHT SWITCH
T22 SWITCH CLUTCH CONTROL (CRUISE CONTROL)	T23 SWITCH BRAKE ACTUATION (ENGINE TIMING)	T25 SWITCH CLUTCH CONTROL (ENGINE CONTROL)

FUNCTIONS ON THE VEHICLE

Vehicle	alim.	kW	Date	Engine	 S10	 T10	 T20 - T23	 T22 - T25
---------	-------	----	------	--------	---	---	--	---

ENGINE				
1.9 TDI	Diesel	77	06/04-12/10	BJB, BKC, BLS, BXE

Engine	Information	S10	T10	T20 - T23	T22 - T25
All engines	-> 01/10/05, COL:black, Conn. nr. 4			7.1228 T20	
All engines	-> 01/11/08, 01/11/05 ->, Conn. nr. 4, thread M12x1.5			7.1229 T20	
All engines	01/12/08 ->, COL:black, Conn. nr. 4			7.1232 T20	
Eng. BJB, BLS, BXE					7.1309 T22

ENGINE				
1.9 TDI 4x4	Diesel	77	11/04-12/10	BKC, BLS, BXE

Engine	Information	S10	T10	T20 - T23	T22 - T25
All engines	COL:brown, Conn. nr. 1, spanner size 24, switch press. 0.55-0.85 bar, thread M10x1.0	7.0132			
All engines	COL:black, Conn. nr. 2, thread M12x1.5, without adapter		7.6215		
All engines	-> 01/10/05, COL:black, Conn. nr. 4			7.1228 T20	
All engines	-> 01/11/08, 01/11/05 ->, Conn. nr. 4, thread M12x1.5			7.1229 T20	
All engines	01/12/08 ->, COL:black, Conn. nr. 4			7.1232 T20	
Eng. BLS, BXE					7.1309 T22

ENGINE				
2.0 [CHN]	Petrol	147	07/10->	CGMA

Engine	Information	S10	T10	T20 - T23	T22 - T25
All engines		7.0192		7.1232 T20	

ENGINE				
2.0 [CHN]	Petrol	85	04/07->	BXX.

Engine	Information	S10	T10	T20 - T23	T22 - T25
All engines		7.0135		7.1232 T20	
All engines	COL:black		7.6215		
All engines	COL:brown		7.6266		
All engines	pole nr. 2				7.1220 T22
All engines	pole nr. 4				7.1309 T22

ENGINE				
2.0 [CHN]	Petrol	88	06/08->	CGZA.

Engine	Information	S10	T10	T20 - T23	T22 - T25
All engines		7.0135		7.1232 T20	
All engines	COL:black		7.6215		
All engines	COL:brown		7.6266		
All engines	pole nr. 2				7.1220 T22
All engines	pole nr. 4				7.1309 T22

ENGINE				
2.0 4x4	Petrol	147	11/08->	CCZA

Engine	Information	S10	T10	T20 - T23	T22 - T25
All engines	COL:brown	7.0132			
All engines	COL:blue	7.0192			
All engines			7.6266	7.1232 T20	7.1309 T22

ENGINE				
2.0 FSI	Petrol	110	11/04-10/08	BLR, BLY, BVY, BVZ

Engine	Information	S10	T10	T20 - T23	T22 - T25
Eng. BLR, BLY	-> 01/12/04, COL:black, Conn. nr. 1, switch press. 1.2/1.6 bar, thread M10x1.0	7.0159			
All engines	01/01/05 ->, COL:black, Conn. nr. 2, switch press. 1.2-1.6 bar, thread M10x1.0	7.0168			
All engines	COL:black, Conn. nr. 2, thread M12x1.5, without adapter		7.6215		
All engines	-> 01/10/05, COL:black, Conn. nr. 4			7.1228 T20	
All engines	01/11/05 ->, Conn. nr. 4, thread M12x1.5			7.1229 T20	
All engines					7.1309 T22

ENGINE				
2.0 FSI 4x4	Petrol	110	11/04-10/08	BLX, BLY, BVX

Engine	Information	S10	T10	T20 - T23	T22 - T25
Eng. BLX, BVX	-> 01/01/05, COL:black, Conn. nr. 1, switch press. 1.2/1.6 bar, thread M10x1.0	7.0159			
All engines	01/02/05 ->, COL:black, Conn. nr. 2, switch press. 1.2-1.6 bar, thread M10x1.0	7.0168			
All engines	COL:black, Conn. nr. 2, thread M12x1.5, without adapter		7.6215		
All engines	-> 01/10/05, COL:black, Conn. nr. 4, LHD			7.1228 T20	
All engines	01/11/05 ->, Conn. nr. 4, RHD, thread M12x1.5			7.1229 T20	
All engines	Conn. nr. 5				7.1309 T22

S10 OIL PRESSURE WARNING LIGHT SWITCH	T10 REVERSING LIGHT SWITCH	T20 BRAKE LIGHT SWITCH
T22 SWITCH CLUTCH CONTROL (CRUISE CONTROL)	T23 SWITCH BRAKE ACTUATION (ENGINE TIMING)	T25 SWITCH CLUTCH CONTROL (ENGINE CONTROL)

FUNCTIONS ON THE VEHICLE

Vehicle	alim.	kW	Date	Engine	 S10	 T10	 T20 - T23	 T22 - T25
---------	-------	----	------	--------	---	---	--	---

ENGINE				
2.0 RS	Petrol	147	10/05-02/13	BWA, CCZA

Engine	Information	S10	T10	T20 - T23	T22 - T25
Eng. BWA	COL:black, Conn. nr. 2, switch press. 1.2-1.6 bar, thread M10x1.0	7.0168			
Eng. CCZA	COL:blue, Conn. nr. 2, switch press. 2.15-2.95 bar, thread M10x1.0	7.0192			
All engines	COL:brown, Conn. nr. 2, without adapter		7.6266		
All engines	-> 01/11/08, Conn. nr. 4, thread M12x1.5			7.1229 T20	
All engines	01/12/08 ->, COL:black, Conn. nr. 4			7.1232 T20	
All engines					7.1309 T22

ENGINE				
2.0 TDI	Diesel	100	02/04-05/10	AZV

Engine	Information	S10	T10	T20 - T23	T22 - T25
All engines	COL:brown, Conn. nr. 1, spanner size 24, switch press. 0.55-0.85 bar, thread M10x1.0	7.0132			
All engines	COL:brown, Conn. nr. 2, without adapter		7.6266		
All engines	-> 01/10/05, COL:black, Conn. nr. 4			7.1228 T20	
All engines	-> 01/11/08, 01/11/05 ->, Conn. nr. 4, thread M12x1.5			7.1229 T20	
All engines	01/12/08 ->, COL:black, Conn. nr. 4			7.1232 T20	
All engines					7.1309 T22

ENGINE				
2.0 TDI	Diesel	103	11/05-05/10	BMM

Engine	Information	S10	T10	T20 - T23	T22 - T25
All engines	COL:brown, Conn. nr. 1, spanner size 24, switch press. 0.55-0.85 bar, thread M10x1.0	7.0132			
All engines	COL:brown, Conn. nr. 2, without adapter		7.6266		
All engines	-> 01/11/08, Conn. nr. 4, thread M12x1.5			7.1229 T20	
All engines	01/12/08 ->, COL:black, Conn. nr. 4			7.1232 T20	
All engines					7.1309 T22

ENGINE				
2.0 TDI	Diesel	81	03/10-06/13	CFHF, CLCA

Engine	Information	S10	T10	T20 - T23	T22 - T25
All engines	COL:green, Conn. nr. 1, spanner size 24, switch press. 0.3-0.6 bar, thread M10x1	7.0139			
All engines	COL:black, Conn. nr. 2, thread M12x1.5, without adapter		7.6215		
All engines	COL:black, Conn. nr. 4			7.1232 T20	
All engines					7.1309 T22

ENGINE				
2.0 TDI 16V	Diesel	100	02/04-05/10	AZV

Engine	Information	S10	T10	T20 - T23	T22 - T25
All engines	COL:brown, Conn. nr. 1, spanner size 24, switch press. 0.55-0.85 bar, thread M10x1.0	7.0132			
All engines	COL:brown, Conn. nr. 2, without adapter		7.6266		
All engines	-> 01/10/05, COL:black, Conn. nr. 4			7.1228 T20	
All engines	-> 01/11/08, 01/11/05 ->, Conn. nr. 4, thread M12x1.5			7.1229 T20	
All engines	01/12/08 ->, COL:black, Conn. nr. 4			7.1232 T20	
All engines					7.1309 T22

ENGINE				
2.0 TDI 16V	Diesel	103	02/04-05/13	BKD, CFHC, CLCB

Engine	Information	S10	T10	T20 - T23	T22 - T25
Eng. BKD	COL:brown, Conn. nr. 1, spanner size 24, switch press. 0.55-0.85 bar, thread M10x1.0	7.0132			
Eng. CFHC, CLCB	COL:green, Conn. nr. 1, spanner size 24, switch press. 0.3-0.6 bar, thread M10x1	7.0139			
All engines	COL:brown, Conn. nr. 2, without adapter		7.6266		
All engines	-> 01/10/05, COL:black, Conn. nr. 4			7.1228 T20	
All engines	-> 01/11/08, 01/11/05 ->, Conn. nr. 4, thread M12x1.5			7.1229 T20	
All engines	01/12/08 ->, COL:black, Conn. nr. 4			7.1232 T20	
Eng. BKD, CFHC					7.1309 T22

ENGINE				
2.0 TDI 16V 4x4	Diesel	103	05/10-02/13	BKD, CFHC, CLCB

Engine	Information	S10	T10	T20 - T23	T22 - T25
Eng. CFHC	COL:brown, Conn. nr. 1, spanner size 24, switch press. 0.55-0.85 bar, thread M10x1.0	7.0132			
All engines	COL:green, Conn. nr. 1, spanner size 24, switch press. 0.3-0.6 bar, thread M10x1	7.0139			
All engines	COL:brown, Conn. nr. 2, without adapter		7.6266		
All engines	COL:black, Conn. nr. 4			7.1232 T20	

S10 OIL PRESSURE WARNING LIGHT SWITCH	T10 REVERSING LIGHT SWITCH	T20 BRAKE LIGHT SWITCH
T22 SWITCH CLUTCH CONTROL (CRUISE CONTROL)	T23 SWITCH BRAKE ACTUATION (ENGINE TIMING)	T25 SWITCH CLUTCH CONTROL (ENGINE CONTROL)

				FUNCTIONS ON THE VEHICLE					
Vehicle	alim.	kW	Date	Engine	 S10	 T10	 T20 - T23	 T22 - T25	
				ENGINE					
2.0 TDI 16V 4x4	Diesel	103	05/10-02/13	BKD, CFHC, CLCB					
Engine	Information			S10	T10	T20 - T23	T22 - T25		
Eng. CFHC							7.1309	T22	
				ENGINE					
2.0 TDI 4x4	Diesel	103	07/06-05/10	BMM					
Engine	Information			S10	T10	T20 - T23	T22 - T25		
All engines	COL:brown, Conn. nr. 1, spanner size 24, switch press. 0.55-0.85 bar, thread M10x1.0			7.0132					
All engines	COL:brown, Conn. nr. 2, without adapter				7.6266				
All engines	-> 01/11/08, Conn. nr. 4, thread M12x1.5					7.1229	T20		
All engines	01/12/08 ->, COL:black, Conn. nr. 4					7.1232	T20		
All engines							7.1309	T22	
				ENGINE					
2.0 TDI 4x4	Diesel	81	05/11-02/13	CFHF					
Engine	Information			S10	T10	T20 - T23	T22 - T25		
All engines	COL:green, Conn. nr. 1, spanner size 24, switch press. 0.3-0.6 bar, thread M10x1			7.0139					
All engines	COL:brown, Conn. nr. 2, without adapter				7.6266				
All engines	COL:black, Conn. nr. 4					7.1232	T20		
All engines	Conn. nr. 5						7.1309	T25	
				ENGINE					
2.0 TDI RS	Diesel	125	04/06-02/13	BMN, CEGA					
Engine	Information			S10	T10	T20 - T23	T22 - T25		
All engines	COL:brown, Conn. nr. 1, spanner size 24, switch press. 0.55-0.85 bar, thread M10x1.0			7.0132					
All engines	COL:black, Conn. nr. 2, thread M12x1.5, without adapter				7.6215				
All engines	-> 01/11/08, Conn. nr. 4, thread M12x1.5					7.1229	T20		
All engines	01/12/08 ->, COL:black, Conn. nr. 4					7.1232	T20		
All engines							7.1309	T22	
OCTAVIA III									
				ENGINE					
1.0 TSI	Petrol	85	05/16->	CHZD, DKRA, DKRF					
Engine	Information			S10	T10	T20 - T23	T22 - T25		
Eng. CHZD	COL:black				7.6215				
Eng. CHZD	COL:brown				7.6266				
All engines	COL:black, Conn. nr. 4					7.1232	T20		
				ENGINE					
1.2 TSI	Petrol	63	11/12->	CJZB, CYVA					
Engine	Information			S10	T10	T20 - T23	T22 - T25		
All engines	COL:green, Conn. nr. 1, spanner size 24, switch press. 0.3-0.6 bar, thread M10x1			7.0139					
All engines	COL:black, Conn. nr. 2, t.tnr. MWX/MWX/QYB/RTD, thread M12x1.5, without adapter				7.6215				
All engines	COL:brown, Conn. nr. 2, t.tnr. NHW/PTA/PTB/PSU, without adapter				7.6266				
All engines	COL:black, Conn. nr. 4					7.1232	T20		
				ENGINE					
1.2 TSI	Petrol	77	11/12->	CJZA					
Engine	Information			S10	T10	T20 - T23	T22 - T25		
All engines	COL:green, Conn. nr. 1, spanner size 24, switch press. 0.3-0.6 bar, thread M10x1			7.0139					
All engines	COL:brown, Conn. nr. 2, without adapter				7.6266				
All engines	COL:black, Conn. nr. 4					7.1232	T20		
				ENGINE					
1.2 TSI	Petrol	81	05/15->	CVVB					
Engine	Information			S10	T10	T20 - T23	T22 - T25		
All engines	COL:brown, Conn. nr. 2, without adapter				7.6266				
All engines	COL:black, Conn. nr. 4					7.1232	T20		
				ENGINE					
1.4 [CHN]	Petrol	110	02/14->	CSSA					
Engine	Information			S10	T10	T20 - T23	T22 - T25		
All engines	COL:green			7.0139					
All engines	COL:blue			7.0192					
All engines	COL:black				7.6215				
All engines	COL:brown				7.6266				
All engines						7.1232	T20		
S10	OIL PRESSURE WARNING LIGHT SWITCH			T10	REVERSING LIGHT SWITCH			T20	BRAKE LIGHT SWITCH
T22	SWITCH CLUTCH CONTROL (CRUISE CONTROL)			T23	SWITCH BRAKE ACTUATION (ENGINE TIMING)			T25	SWITCH CLUTCH CONTROL (ENGINE CONTROL)

FUNCTIONS ON THE VEHICLE

Vehicle	alim.	kW	Date	Engine	 S10	 T10	 T20 - T23	 T22 - T25
---------	-------	----	------	--------	---	---	--	---

ENGINE				
1.4 TSI	Petrol	103	11/12->	CHPA

Engine	Information	S10	T10	T20 - T23	T22 - T25
All engines	COL:green, Conn. nr. 1, spanner size 24, switch press. 0.3-0.6 bar, thread M10x1	7.0139			
All engines	COL:blue, Conn. nr. 2, switch press. 2.15-2.95 bar, thread M10x1.0	7.0192			
All engines	COL:black, Conn. nr. 2, thread M12x1.5, without adapter		7.6215		
All engines	COL:black, Conn. nr. 4			7.1232	T20

ENGINE				
1.4 TSI	Petrol	110	08/14->	CHPB, CZDA

Engine	Information	S10	T10	T20 - T23	T22 - T25
Eng. CZDA	COL:blue, Conn. nr. 2, switch press. 2.15-2.95 bar, thread M10x1.0	7.0192			
All engines	COL:brown, Conn. nr. 2, without adapter		7.6266		
All engines	COL:black, Conn. nr. 4			7.1232	T20

ENGINE				
1.4 TSI G-TEC	Petrol/ Natural Gas (CNG)	81	11/13->	CPWA

Engine	Information	S10	T10	T20 - T23	T22 - T25
All engines	COL:green, Conn. nr. 1, spanner size 24, switch press. 0.3-0.6 bar, thread M10x1	7.0139			
All engines	COL:blue, Conn. nr. 2, switch press. 2.15-2.95 bar, thread M10x1.0	7.0192			
All engines	COL:black, Conn. nr. 2, thread M12x1.5, without adapter		7.6215		
All engines	COL:brown, Conn. nr. 2, without adapter		7.6266		
All engines	COL:black, Conn. nr. 4			7.1232	T20

ENGINE				
1.5 TSI	Petrol	110	02/17->	DADA

Engine	Information	S10	T10	T20 - T23	T22 - T25
All engines	COL:black, Conn. nr. 2, thread M12x1.5, without adapter		7.6215		
All engines	COL:brown, Conn. nr. 2, without adapter		7.6266		
All engines	COL:black, Conn. nr. 4			7.1232	T20

ENGINE				
1.6	Petrol	81	01/14->	CWVA

Engine	Information	S10	T10	T20 - T23	T22 - T25
All engines	COL:brown, Conn. nr. 2, without adapter		7.6266		
All engines	COL:black, Conn. nr. 4			7.1232	T20

ENGINE				
1.6 [CHN]	Petrol	81	02/14->	CSRA

Engine	Information	S10	T10	T20 - T23	T22 - T25
All engines		7.0139		7.1232	T20
All engines	COL:black		7.6215		
All engines	COL:brown		7.6266		

ENGINE				
1.6 TDI	Diesel	66	11/12->	CLHB, CRKA, CXXA

Engine	Information	S10	T10	T20 - T23	T22 - T25
All engines	COL:black, Conn. nr. 2, thread M12x1.5, without adapter		7.6215		
Eng. CRKA, CXXA	COL:brown		7.6266		
All engines	COL:black, Conn. nr. 4			7.1232	T20





ENGINE				
1.6 TDI	Diesel	77	11/12->	CLHA

Engine	Information	S10	T10	T20 - T23	T22 - T25
All engines	COL:black, Conn. nr. 2, man 5 speed, thread M12x1.5, without adapter		7.6215		
All engines	COL:brown, Conn. nr. 2, man 6 speed, without adapter		7.6266		
All engines	COL:black, Conn. nr. 4			7.1232	T20

ENGINE				
1.6 TDI	Diesel	81	05/13->	CRKB, CXXB, DBKA


Engine	Information	S10	T10	T20 - T23	T22 - T25
All engines	COL:black, Conn. nr. 2, thread M12x1.5, without adapter		7.6215		
All engines	COL:black, Conn. nr. 4			7.1232	T20

S10	OIL PRESSURE WARNING LIGHT SWITCH	T10	REVERSING LIGHT SWITCH	T20	BRAKE LIGHT SWITCH
T22	SWITCH CLUTCH CONTROL (CRUISE CONTROL)	T23	SWITCH BRAKE ACTUATION (ENGINE TIMING)	T25	SWITCH CLUTCH CONTROL (ENGINE CONTROL)

				FUNCTIONS ON THE VEHICLE				
Vehicle	alim.	kW	Date	Engine	 S10	 T10	 T20 - T23	 T22 - T25
ENGINE								
1.6 TDI	Diesel	85	02/17->	DDYA, DGTA, DGTE				
Engine	Information			S10	T10	T20 - T23	T22 - T25	
All engines	COL:brown, Conn. nr. 2, without adapter				7.6266			
All engines	COL:black, Conn. nr. 4					7.1232	T20	
ENGINE								
1.6 TDI 4x4	Diesel	77	11/12->	CLHA				
Engine	Information			S10	T10	T20 - T23	T22 - T25	
All engines	COL:brown, Conn. nr. 2, without adapter				7.6266			
All engines	COL:black, Conn. nr. 4					7.1232	T20	
ENGINE								
1.6 TDI 4x4	Diesel	81	05/15->	CRKB, CXXB, DBKA				
Engine	Information			S10	T10	T20 - T23	T22 - T25	
All engines	COL:black, Conn. nr. 2, t.tnr. NBH/NBJ/NBS/PEQ/QBN, t.tnr. QBP/PTW/QSZ/QXH/QWY, t.tnr. QWZ/RSW/RSV/QXG, thread M12x1.5, without adapter				7.6215			
All engines	COL:brown, Conn. nr. 2, t.tnr. PNN/PNP/MYF/PRL/RGN, t.tnr. REK/MRV/PFM/PGS, without adapter				7.6266			
All engines	COL:black, Conn. nr. 4					7.1232	T20	
ENGINE								
1.8 TSI	Petrol	132	11/12->	CJSA, CJSB				
Engine	Information			S10	T10	T20 - T23	T22 - T25	
All engines	COL:brown, Conn. nr. 1, spanner size 24, switch press. 0.55-0.85 bar, thread M10x1.0			7.0132				
All engines	COL:blue, Conn. nr. 1, switch press. 2.15-2.95 bar, thread M10x1			7.0192				
All engines	COL:black, Conn. nr. 2, thread M12x1.5, without adapter				7.6215			
All engines	COL:black, Conn. nr. 4					7.1232	T20	
ENGINE								
1.8 TSI 4x4	Petrol	132	11/12->	CJSA, CJSB				
Engine	Information			S10	T10	T20 - T23	T22 - T25	
All engines	COL:brown, Conn. nr. 1, spanner size 24, switch press. 0.55-0.85 bar, thread M10x1.0			7.0132				
All engines	COL:blue, Conn. nr. 1, switch press. 2.15-2.95 bar, thread M10x1			7.0192				
All engines	COL:black				7.6215			
All engines	COL:brown				7.6266			
All engines	COL:black, Conn. nr. 4					7.1232	T20	
ENGINE								
2.0 TDI	Diesel	105	11/12->	CKFB, CRVC				
Engine	Information			S10	T10	T20 - T23	T22 - T25	
All engines	COL:brown, Conn. nr. 2, without adapter				7.6266			
All engines	COL:black, Conn. nr. 4					7.1232	T20	
ENGINE								
2.0 TDI	Diesel	110	11/12->	CKFC, CRMB, CYKA, DCYA				
Engine	Information			S10	T10	T20 - T23	T22 - T25	
Eng. CYKA	COL:black				7.6215			
All engines	COL:brown, Conn. nr. 2, without adapter				7.6266			
All engines	COL:black, Conn. nr. 4					7.1232	T20	
ENGINE								
2.0 TDI / TDI RS 4x4	Diesel	135	09/14->	CUNA, CUPA				
Engine	Information			S10	T10	T20 - T23	T22 - T25	
All engines	COL:black				7.6215			
All engines	COL:brown				7.6266			
All engines	COL:black, Conn. nr. 4					7.1232	T20	
ENGINE								
2.0 TDI 4x4	Diesel	110	11/12->	CKFC, CRMB, DCYA, DFFA				
Engine	Information			S10	T10	T20 - T23	T22 - T25	
Eng. CKFC, CRMB, DCYA	COL:black, Conn. nr. 2, thread M12x1.5, without adapter				7.6215			
All engines	COL:brown, Conn. nr. 2, without adapter				7.6266			
All engines	COL:black, Conn. nr. 4					7.1232	T20	
ENGINE								
2.0 TDI RS	Diesel	135	05/13->	CUNA, CUPA				
Engine	Information			S10	T10	T20 - T23	T22 - T25	
All engines	COL:black, Conn. nr. 2, thread M12x1.5, without adapter				7.6215			
All engines	COL:brown, Conn. nr. 2, without adapter				7.6266			

S10	OIL PRESSURE WARNING LIGHT SWITCH	T10	REVERSING LIGHT SWITCH	T20	BRAKE LIGHT SWITCH
T22	SWITCH CLUTCH CONTROL (CRUISE CONTROL)	T23	SWITCH BRAKE ACTUATION (ENGINE TIMING)	T25	SWITCH CLUTCH CONTROL (ENGINE CONTROL)

FUNCTIONS ON THE VEHICLE

Vehicle	alim.	kW	Date	Engine				
					S10	T10	T20 - T23	T22 - T25

				ENGINE
2.0 TDI RS	Diesel	135	05/13->	CUNA, CUPA

Engine	Information	S10	T10	T20 - T23	T22 - T25
All engines	COL:black, Conn. nr. 4			7.1232 T20	

				ENGINE
2.0 TSI RS	Petrol	162	11/12->	CHHB

Engine	Information	S10	T10	T20 - T23	T22 - T25
All engines	COL:brown, Conn. nr. 1, spanner size 24, switch press. 0.55-0.85 bar, thread M10x1.0	7.0132			
All engines	COL:blue, Conn. nr. 1, switch press. 2.15-2.95 bar, thread M10x1	7.0192			
All engines	COL:brown, Conn. nr. 2, without adapter		7.6266		
All engines	COL:black, Conn. nr. 4			7.1232 T20	

				ENGINE
2.0 TSI RS	Petrol	169	05/15->	CHHA

Engine	Information	S10	T10	T20 - T23	T22 - T25
All engines	COL:brown, Conn. nr. 2, without adapter		7.6266		
All engines	COL:black, Conn. nr. 4			7.1232 T20	

				ENGINE
2.0 TSI RS	Petrol	180	02/17->	DLBA

Engine	Information	S10	T10	T20 - T23	T22 - T25
All engines	COL:black, Conn. nr. 2, t.tnr. RMH, thread M12x1.5, without adapter		7.6215		
All engines	COL:brown, Conn. nr. 2, t.tnr. SEE/SEH, without adapter		7.6266		
All engines	COL:black, Conn. nr. 4			7.1232 T20	

RAPID

				ENGINE
1.0 TSI	Petrol	70	06/17->	CHZB

Engine	Information	S10	T10	T20 - T23	T22 - T25
All engines	COL:black, Conn. nr. 4			7.1232 T20	
All engines	-brake energy recovery, COL:blue, Conn. nr. 4, PR. 7L3, -start-stop function				7.1220 T25
All engines	Conn. nr. 5				7.1337 T22

				ENGINE
1.0 TSI	Petrol	81	06/17->	CHZC

Engine	Information	S10	T10	T20 - T23	T22 - T25
All engines	COL:brown, Conn. nr. 2, without adapter		7.6266		
All engines	COL:black, Conn. nr. 4			7.1232 T20	
All engines	-brake energy recovery, COL:blue, Conn. nr. 4, PR. 7L3, -start-stop function				7.1220 T25
All engines	Conn. nr. 5				7.1309 T22

				ENGINE
1.2	Petrol	55	07/12->	CGPC


Engine	Information	S10	T10	T20 - T23	T22 - T25
All engines	COL:green, Conn. nr. 1, spanner size 24, switch press. 0.3-0.6 bar, thread M10x1	7.0139			
All engines	COL:brown, Conn. nr. 2, without adapter		7.6266		
All engines	COL:black, Conn. nr. 4			7.1232 T20	
All engines	COL:blue, Conn. nr. 4, -start-stop function				7.1220 T22
All engines	+start-stop function, Conn. nr. 5				7.1309 T22
All engines	Conn. nr. 5				7.1309 T25

				ENGINE
1.2 LPG	Petrol/ Petroleum Gas (LPG)	55	07/12->	CGPC

Engine	Information	S10	T10	T20 - T23	T22 - T25
All engines	COL:green, Conn. nr. 1, spanner size 24, switch press. 0.3-0.6 bar, thread M10x1	7.0139			
All engines	COL:brown, Conn. nr. 2, without adapter		7.6266		
All engines	COL:black, Conn. nr. 4			7.1232 T20	
All engines	COL:blue, Conn. nr. 4				7.1220 T22
All engines	Conn. nr. 5				7.1309 T25

S10	OIL PRESSURE WARNING LIGHT SWITCH	T10	REVERSING LIGHT SWITCH	T20	BRAKE LIGHT SWITCH
T22	SWITCH CLUTCH CONTROL (CRUISE CONTROL)	T23	SWITCH BRAKE ACTUATION (ENGINE TIMING)	T25	SWITCH CLUTCH CONTROL (ENGINE CONTROL)

FUNCTIONS ON THE VEHICLE

Vehicle	alim.	kW	Date	Engine	 S10	 T10	 T20 - T23	 T22 - T25
---------	-------	----	------	--------	---	---	--	---

				ENGINE
1.2 LPG	Petrol/ Petro- leum Gas (LPG)	63	07/12->	CBZA

Engine	Information	S10	T10	T20 - T23	T22 - T25
All engines	COL:green, Conn. nr. 1, switch press. 0.3-0.6 bar, thread M10x1	7.0196			
All engines	COL:brown, Conn. nr. 2, without adapter		7.6266		
All engines	COL:black, Conn. nr. 4			7.1232 T20	
All engines	COL:blue, Conn. nr. 4				7.1220 T22
All engines	Conn. nr. 5				7.1309 T25

				ENGINE
1.2 TSI	Petrol	63	07/12->	CBZA

Engine	Information	S10	T10	T20 - T23	T22 - T25
All engines	COL:green, Conn. nr. 1, switch press. 0.3-0.6 bar, thread M10x1	7.0196			
All engines	COL:brown, Conn. nr. 2, without adapter		7.6266		
All engines	COL:black, Conn. nr. 4			7.1232 T20	
All engines	COL:blue, Conn. nr. 4, -start-stop function				7.1220 T22
All engines	+start-stop function, Conn. nr. 5				7.1309 T22
All engines	Conn. nr. 5				7.1309 T25

				ENGINE
1.2 TSI	Petrol	66	05/15->	CJZC

Engine	Information	S10	T10	T20 - T23	T22 - T25
All engines		7.0139			
All engines	COL:black, Conn. nr. 2, t.tnr. PHB, thread M12x1.5, without adapter		7.6215		
All engines	COL:brown, Conn. nr. 2, t.tnr. NJV/PED, without adapter		7.6266		
All engines	COL:black, Conn. nr. 4			7.1232 T20	
All engines	COL:blue, Conn. nr. 4				7.1220 T22
All engines	-brake energy recovery, COL:blue, Conn. nr. 4, PR. 7L3, -towbar				7.1220 T25
All engines	+brake energy recovery, +start-stop function, Conn. nr. 5, PR. 7L6				7.1309 T22
All engines	Conn. nr. 5				7.1309 T25

				ENGINE
1.2 TSI	Petrol	77	07/12->	CBZB

Engine	Information	S10	T10	T20 - T23	T22 - T25
All engines	COL:green, Conn. nr. 1, switch press. 0.3-0.6 bar, thread M10x1	7.0196			
All engines	COL:brown, Conn. nr. 2, without adapter		7.6266		
All engines	COL:black, Conn. nr. 4			7.1232 T20	
All engines	COL:blue, Conn. nr. 4, -start-stop function				7.1220 T22
All engines	+start-stop function, Conn. nr. 5				7.1309 T22
All engines	Conn. nr. 5				7.1309 T25

				ENGINE
1.2 TSI	Petrol	81	05/15->	CJZD

Engine	Information	S10	T10	T20 - T23	T22 - T25
All engines		7.0139			
All engines	COL:brown, Conn. nr. 2, without adapter		7.6266		
All engines	COL:black, Conn. nr. 4			7.1232 T20	
All engines	COL:blue, Conn. nr. 4				7.1220 T22
All engines	Conn. nr. 5				7.1309 T25

				ENGINE
1.4 TDI	Diesel	66	05/15->	CUSB



Engine	Information	S10	T10	T20 - T23	T22 - T25
All engines	COL:black, Conn. nr. 2, t.tnr. QXR/PHB/QYC, thread M12x1.5, without adapter		7.6215		
All engines	COL:brown, Conn. nr. 2, t.tnr. NJV/PED, without adapter		7.6266		
All engines	COL:black, Conn. nr. 4			7.1232 T20	
All engines	COL:blue, Conn. nr. 4				7.1220 T22, T25
All engines	Conn. nr. 5				7.1309 T22, T25

				ENGINE
1.4 TSI	Petrol	90	07/12->	CAXA

Engine	Information	S10	T10	T20 - T23	T22 - T25
All engines	COL:green, Conn. nr. 1, switch press. 0.3-0.6 bar, thread M10x1	7.0196			

S10	OIL PRESSURE WARNING LIGHT SWITCH	T10	REVERSING LIGHT SWITCH	T20	BRAKE LIGHT SWITCH
T22	SWITCH CLUTCH CONTROL (CRUISE CONTROL)	T23	SWITCH BRAKE ACTUATION (ENGINE TIMING)	T25	SWITCH CLUTCH CONTROL (ENGINE CONTROL)

FUNCTIONS ON THE VEHICLE

Vehicle	alim.	kW	Date	Engine	 S10	 T10	 T20 - T23	 T22 - T25
---------	-------	----	------	--------	---	---	--	---

				ENGINE
1.4 TSI	Petrol	90	07/12->	CAXA

Engine	Information	S10	T10	T20 - T23	T22 - T25
All engines	COL:black, Conn. nr. 4			7.1232 T20	

				ENGINE
1.4 TSI	Petrol	92	05/15->	CZCA

Engine	Information	S10	T10	T20 - T23	T22 - T25
All engines		7.0139			
All engines	COL:black, Conn. nr. 4			7.1232 T20	

				ENGINE
1.6	Petrol	77	07/12->	CFNA

Engine	Information	S10	T10	T20 - T23	T22 - T25
All engines	COL:green, Conn. nr. 1, switch press. 0.3-0.6 bar, thread M10x1	7.0196			
All engines	COL:brown, Conn. nr. 2, without adapter		7.6266		
All engines	COL:black, Conn. nr. 4			7.1232 T20	
All engines	COL:blue, Conn. nr. 4, -start-stop function				7.1220 T22
All engines	+start-stop function, Conn. nr. 5				7.1309 T22
All engines	Conn. nr. 5				7.1309 T25

				ENGINE
1.6	Petrol	81	05/15->	CWVA

Engine	Information	S10	T10	T20 - T23	T22 - T25
All engines	COL:black, Conn. nr. 2, t.tnr. PHB, thread M12x1.5, without adapter		7.6215		
All engines	COL:brown, Conn. nr. 2, t.tnr. NJV/PED, without adapter		7.6266		
All engines	COL:black, Conn. nr. 4			7.1232 T20	
All engines	COL:blue, Conn. nr. 4				7.1220 T22
All engines	Conn. nr. 5				7.1309 T25

				ENGINE
1.6 SRE	Petrol	66	06/15->	CWVB

Engine	Information	S10	T10	T20 - T23	T22 - T25
All engines	COL:black, Conn. nr. 2, t.tnr. PHB, thread M12x1.5, without adapter		7.6215		
All engines	COL:brown, Conn. nr. 2, t.tnr. NJV/PED, without adapter		7.6266		
All engines	COL:black, Conn. nr. 4			7.1232 T20	
All engines	COL:blue, Conn. nr. 4				7.1220 T22
All engines	Conn. nr. 5				7.1309 T25

				ENGINE
1.6 SRE	Petrol	81	05/15->	CWVA

Engine	Information	S10	T10	T20 - T23	T22 - T25
All engines	COL:green, Conn. nr. 1, spanner size 24, switch press. 0.3-0.6 bar, thread M10x1	7.0139			
All engines	COL:black, Conn. nr. 2, t.tnr. PPH/OXR/RSY/PHB/QYC, t.tnr. RTE, thread M12x1.5, without adapter		7.6215		
All engines	COL:brown, Conn. nr. 2, t.tnr. NJV/PED, without adapter		7.6266		
All engines	COL:black, Conn. nr. 4			7.1232 T20	
All engines	-brake energy recovery, COL:blue, Conn. nr. 4, PR. 7L3, -start-stop function				7.1220 T22
All engines	+brake energy recovery, +start-stop function, Conn. nr. 5, PR. 7L6				7.1337 T22

				ENGINE
1.6 TDI	Diesel	66	08/13->	CAYB

Engine	Information	S10	T10	T20 - T23	T22 - T25
All engines	COL:green, Conn. nr. 1, spanner size 24, switch press. 0.3-0.6 bar, thread M10x1	7.0139			
All engines	COL:black, Conn. nr. 2, thread M12x1.5, without adapter		7.6215		
All engines	COL:black, Conn. nr. 4			7.1232 T20	
All engines	COL:blue, Conn. nr. 4				7.1220 T22
All engines	Conn. nr. 5				7.1309 T25

				ENGINE
1.6 TDI	Diesel	77	07/12->	CAYC, CLNA

Engine	Information	S10	T10	T20 - T23	T22 - T25
All engines	COL:green, Conn. nr. 1, spanner size 24, switch press. 0.3-0.6 bar, thread M10x1	7.0139			
All engines	COL:black, Conn. nr. 2, thread M12x1.5, without adapter		7.6215		
All engines	COL:black, Conn. nr. 4			7.1232 T20	
All engines	COL:blue, Conn. nr. 4, -start-stop function				7.1220 T22
All engines	+start-stop function, Conn. nr. 5				7.1309 T22

S10 OIL PRESSURE WARNING LIGHT SWITCH	T10 REVERSING LIGHT SWITCH	T20 BRAKE LIGHT SWITCH
T22 SWITCH CLUTCH CONTROL (CRUISE CONTROL)	T23 SWITCH BRAKE ACTUATION (ENGINE TIMING)	T25 SWITCH CLUTCH CONTROL (ENGINE CONTROL)

FUNCTIONS ON THE VEHICLE

Vehicle	alim.	kW	Date	Engine	 S10	 T10	 T20 - T23	 T22 - T25
---------	-------	----	------	--------	---	---	--	---

				ENGINE
1.6 TDI	Diesel	77	07/12->	CAYC, CLNA

Engine	Information	S10	T10	T20 - T23	T22 - T25
All engines	Conn. nr. 5				7.1309 T25

				ENGINE
1.6 TDI	Diesel	85	05/15->	CXMA

Engine	Information	S10	T10	T20 - T23	T22 - T25
All engines	COL:black, Conn. nr. 2, t.tnr. PHB, thread M12x1.5, without adapter		7.6215		
All engines	COL:brown, Conn. nr. 2, t.tnr. NJV/PED, without adapter		7.6266		
All engines	COL:black, Conn. nr. 4			7.1232 T20	
All engines	COL:blue, Conn. nr. 4				7.1220 T22
All engines	Conn. nr. 5				7.1309 T25

				ENGINE
1.2	Petrol	47	05/06-01/07	BME

Engine	Information	S10	T10	T20 - T23	T22 - T25
All engines	COL:green, Conn. nr. 1, spanner size 24, switch press. 0.3-0.6 bar, thread M10x1	7.0139			
All engines	COL:brown, Conn. nr. 2, without adapter		7.6266		
All engines	COL:black, Conn. nr. 4			7.1228 T20	
All engines	COL:blue, Conn. nr. 4				7.1220 T25

				ENGINE
1.2	Petrol	51	01/07-05/15	BZG, CGPA

Engine	Information	S10	T10	T20 - T23	T22 - T25
All engines	COL:green, Conn. nr. 1, spanner size 24, switch press. 0.3-0.6 bar, thread M10x1	7.0139			
All engines	COL:brown, Conn. nr. 2, without adapter		7.6266		
All engines	COL:black, Conn. nr. 4			7.1228 T20	
All engines	COL:blue, Conn. nr. 4				7.1220 T25

				ENGINE
1.2 LPG	Petrol/ Petroleum Gas (LPG)	51	03/09-05/15	CGPA

Engine	Information	S10	T10	T20 - T23	T22 - T25
All engines	COL:green, Conn. nr. 1, spanner size 24, switch press. 0.3-0.6 bar, thread M10x1	7.0139			
All engines	COL:brown, Conn. nr. 2, without adapter		7.6266		
All engines	COL:black, Conn. nr. 4			7.1228 T20	
All engines	COL:blue, Conn. nr. 4				7.1220 T25

				ENGINE
1.2 TDi	Diesel	55	03/10-05/15	CFWA

Engine	Information	S10	T10	T20 - T23	T22 - T25
All engines	COL:green, Conn. nr. 1, spanner size 24, switch press. 0.3-0.6 bar, thread M10x1	7.0139			
All engines	COL:black, Conn. nr. 2, thread M12x1.5, without adapter		7.6215		
All engines	COL:brown		7.6266		
All engines	COL:black, Conn. nr. 4, see connection type			7.1228 T20	
All engines	MODEL FROM:2011, see connection type			7.1232 T20	
All engines	-start-stop function				7.1220 T22
All engines	COL:blue, Conn. nr. 4				7.1220 T25
All engines	+start-stop function, MODEL FROM:2011				7.1309 T22


				ENGINE
1.2 TSi	Petrol	63	03/10-05/15	CBZA

Engine	Information	S10	T10	T20 - T23	T22 - T25
All engines	COL:green, Conn. nr. 1, switch press. 0.3-0.6 bar, thread M10x1	7.0196			
All engines	COL:brown, Conn. nr. 2, without adapter		7.6266		
All engines	COL:black, Conn. nr. 4			7.1228 T20	
All engines	COL:blue, Conn. nr. 4				7.1220 T25

				ENGINE
1.2 TSi	Petrol	77	03/10-05/15	CBZB

Engine	Information	S10	T10	T20 - T23	T22 - T25
All engines	COL:green, Conn. nr. 1, switch press. 0.3-0.6 bar, thread M10x1	7.0196			
All engines	COL:brown, Conn. nr. 2, without adapter		7.6266		
All engines	COL:black, Conn. nr. 4			7.1228 T20	

S10	OIL PRESSURE WARNING LIGHT SWITCH	T10	REVERSING LIGHT SWITCH	T20	BRAKE LIGHT SWITCH
T22	SWITCH CLUTCH CONTROL (CRUISE CONTROL)	T23	SWITCH BRAKE ACTUATION (ENGINE TIMING)	T25	SWITCH CLUTCH CONTROL (ENGINE CONTROL)

Vehicle	alim.	kW	Date	Engine				
					S10	T10	T20 - T23	T22 - T25

				ENGINE
1.2 TSI	Petrol	77	03/10-05/15	CBZB

Engine	Information	S10	T10	T20 - T23	T22 - T25
All engines	COL:blue, Conn. nr. 4				7.1220 T25

				ENGINE
1.4	Petrol	63	09/06-05/15	BXW, CGGB

Engine	Information	S10	T10	T20 - T23	T22 - T25
All engines	COL:green, Conn. nr. 1, spanner size 24, switch press. 0.3-0.6 bar, thread M10x1	7.0139			
All engines	COL:brown, Conn. nr. 2, without adapter		7.6266		
All engines	COL:black, Conn. nr. 4			7.1228 T20	
All engines	COL:blue, Conn. nr. 4				7.1220 T25

				ENGINE
1.4 LPG	Petrol/ Petroleum Gas (LPG)	63	03/10-05/15	BXW, CGGB

Engine	Information	S10	T10	T20 - T23	T22 - T25
All engines	COL:green, Conn. nr. 1, spanner size 24, switch press. 0.3-0.6 bar, thread M10x1	7.0139			
All engines	COL:brown, Conn. nr. 2, without adapter		7.6266		
All engines	COL:black, Conn. nr. 4			7.1228 T20	
Eng. CGGB	COL:blue, Conn. nr. 4				7.1220 T22
All engines	COL:blue, Conn. nr. 4				7.1220 T25
Eng. CGGB	Conn. nr. 5				7.1309 T25

				ENGINE
1.4 TDI	Diesel	51	07/06-03/10	BNM

Engine	Information	S10	T10	T20 - T23	T22 - T25
All engines	COL:brown, Conn. nr. 1, spanner size 24, switch press. 0.55-0.85 bar, thread M10x1.0	7.0132			
All engines	COL:brown, Conn. nr. 2, without adapter		7.6266		
All engines	COL:black, Conn. nr. 4			7.1228 T20	
All engines	COL:blue, Conn. nr. 4				7.1220 T25

				ENGINE
1.4 TDI	Diesel	59	09/06-03/10	BMS, BNV

Engine	Information	S10	T10	T20 - T23	T22 - T25
All engines	COL:brown, Conn. nr. 1, spanner size 24, switch press. 0.55-0.85 bar, thread M10x1.0	7.0132			
All engines	COL:black, Conn. nr. 2, thread M12x1.5, without adapter		7.6215		
All engines	COL:black, Conn. nr. 4			7.1228 T20	
All engines	COL:blue, Conn. nr. 4				7.1220 T25

				ENGINE
1.6	Petrol	77	09/06-05/15	BTS, CFNA

Engine	Information	S10	T10	T20 - T23	T22 - T25
All engines	-> 01/12/10, COL:green, Conn. nr. 1, spanner size 24, switch press. 0.3-0.6 bar, thread M10x1	7.0139			
All engines	01/01/11 ->, COL:green, Conn. nr. 1, switch press. 0.3-0.6 bar, thread M10x1	7.0196			
All engines	COL:brown, Conn. nr. 2, without adapter		7.6266		
All engines	COL:black, Conn. nr. 4			7.1228 T20	
All engines	COL:blue, Conn. nr. 4				7.1220 T25

				ENGINE
1.6 LPG	Petrol/ Petroleum Gas (LPG)	77	06/06-07/10	BTS


Engine	Information	S10	T10	T20 - T23	T22 - T25
All engines	COL:green, Conn. nr. 1, spanner size 24, switch press. 0.3-0.6 bar, thread M10x1	7.0139			
All engines	COL:brown, Conn. nr. 2, without adapter		7.6266		
All engines	COL:black, Conn. nr. 4			7.1228 T20	
All engines	COL:blue, Conn. nr. 4				7.1220 T25

				ENGINE
1.6 TDI	Diesel	55	04/10-05/15	CAYA

Engine	Information	S10	T10	T20 - T23	T22 - T25
All engines		7.0139			
All engines	COL:black		7.6215		
All engines	COL:brown		7.6266		

S10	OIL PRESSURE WARNING LIGHT SWITCH	T10	REVERSING LIGHT SWITCH	T20	BRAKE LIGHT SWITCH
T22	SWITCH CLUTCH CONTROL (CRUISE CONTROL)	T23	SWITCH BRAKE ACTUATION (ENGINE TIMING)	T25	SWITCH CLUTCH CONTROL (ENGINE CONTROL)

FUNCTIONS ON THE VEHICLE

Vehicle	alim.	kW	Date	Engine	 S10	 T10	 T20 - T23	 T22 - T25
---------	-------	----	------	--------	---	---	--	---

				ENGINE
1.6 TDI	Diesel	55	04/10-05/15	CAYA

Engine	Information	S10	T10	T20 - T23	T22 - T25
All engines	see connection type			7.1228, 7.1232 T20	
All engines	-start-stop function				7.1220 T22
All engines	+start-stop function				7.1309 T22

				ENGINE
1.6 TDI	Diesel	66	03/10-05/15	CAYB

Engine	Information	S10	T10	T20 - T23	T22 - T25
All engines	COL:green, Conn. nr. 1, spanner size 24, switch press. 0.3-0.6 bar, thread M10x1	7.0139			
All engines	COL:black, Conn. nr. 2, thread M12x1.5, without adapter		7.6215		
All engines	COL:brown		7.6266		
All engines	COL:black, Conn. nr. 4, see connection type			7.1228 T20	
All engines	see connection type			7.1232 T20	
All engines	-start-stop function				7.1220 T22
All engines	COL:blue, Conn. nr. 4				7.1220 T25
All engines	+start-stop function				7.1309 T22

				ENGINE
1.6 TDI	Diesel	77	03/10-05/15	CAYC

Engine	Information	S10	T10	T20 - T23	T22 - T25
All engines	COL:green, Conn. nr. 1, spanner size 24, switch press. 0.3-0.6 bar, thread M10x1	7.0139			
All engines	COL:black, Conn. nr. 2, thread M12x1.5, without adapter		7.6215		
All engines	COL:brown		7.6266		
All engines	COL:black, Conn. nr. 4, see connection type			7.1228 T20	
All engines	see connection type			7.1232 T20	
All engines	-start-stop function				7.1220 T22
All engines	COL:blue, Conn. nr. 4, -start-stop function				7.1220 T25
All engines	+start-stop function				7.1309 T22
All engines	+start-stop function, Conn. nr. 5				7.1309 T25

				ENGINE
1.9 TDI	Diesel	74	03/06-05/06	AXR

Engine	Information	S10	T10	T20 - T23	T22 - T25
All engines	COL:brown, Conn. nr. 1, spanner size 24, switch press. 0.55-0.85 bar, thread M10x1.0	7.0132			
All engines	COL:black, Conn. nr. 2, thread M12x1.5, without adapter		7.6215		
All engines	COL:black, Conn. nr. 4			7.1228 T20	
All engines	COL:blue, Conn. nr. 4				7.1220 T25

				ENGINE
1.9 TDI	Diesel	77	09/06-03/10	BLS, BSW

Engine	Information	S10	T10	T20 - T23	T22 - T25
All engines	COL:brown, Conn. nr. 1, spanner size 24, switch press. 0.55-0.85 bar, thread M10x1.0	7.0132			
All engines	COL:black, Conn. nr. 2, thread M12x1.5, without adapter		7.6215		
All engines	COL:black, Conn. nr. 4			7.1228 T20	
Eng. BLS					7.1220 T22
All engines	COL:blue, Conn. nr. 4				7.1220 T25

SUPERB I

				ENGINE
1.8 T	Petrol	110	12/01-03/08	AWT

Engine	Information	S10	T10	T20 - T23	T22 - T25
All engines	COL:black, Conn. nr. 1, switch press. 1.2-1.6 bar, thread M10x1.0	7.0135			
All engines	-> ch. 3U69120448, bolted, ch. 3U69120449 ->, Conn. nr. 2, spanner size 22, thread M14x1.5		7.6256		
All engines	-> 01/04/02, -> ch. 3U29018401, Conn. nr. 4, thread M12x1.5			7.1126 T20	
All engines	01/05/02 ->, ch. 3U39018402 ->, Conn. nr. 4, thread M12x1.5			7.1229 T20	
All engines					7.1220 T22

				ENGINE
1.9 TDI	Diesel	74	08/02-10/05	AVB

Engine	Information	S10	T10	T20 - T23	T22 - T25
All engines	COL:brown, Conn. nr. 1, spanner size 24, switch press. 0.55-0.85 bar, thread M10x1.0	7.0132			
All engines	bolted, Conn. nr. 2, spanner size 22, thread M14x1.5		7.6256		
All engines	Conn. nr. 4, thread M12x1.5			7.1229 T20	

S10	OIL PRESSURE WARNING LIGHT SWITCH	T10	REVERSING LIGHT SWITCH	T20	BRAKE LIGHT SWITCH
T22	SWITCH CLUTCH CONTROL (CRUISE CONTROL)	T23	SWITCH BRAKE ACTUATION (ENGINE TIMING)	T25	SWITCH CLUTCH CONTROL (ENGINE CONTROL)

FUNCTIONS ON THE VEHICLE

Vehicle	alim.	kW	Date	Engine	 S10	 T10	 T20 - T23	 T22 - T25
---------	-------	----	------	--------	---	---	--	---

ENGINE				
1.9 TDI	Diesel	74	08/02-10/05	AVB

Engine	Information	S10	T10	T20 - T23	T22 - T25
All engines					7.1220 T22

ENGINE				
1.9 TDI	Diesel	77	10/05-05/07	BSV

Engine	Information	S10	T10	T20 - T23	T22 - T25
All engines	COL: brown, Conn. nr. 1, spanner size 24, switch press. 0.55-0.85 bar, thread M10x1.0	7.0132			
All engines	-> ch. 3U69120448, bolted, ch. 3U69120449 ->, Conn. nr. 2, spanner size 22, thread M14x1.5		7.6256		
All engines	Conn. nr. 4, thread M12x1.5			7.1229 T20	
All engines					7.1220 T22

ENGINE				
1.9 TDI	Diesel	85	01/07-03/08	BPZ

Engine	Information	S10	T10	T20 - T23	T22 - T25
All engines	COL: brown, Conn. nr. 1, spanner size 24, switch press. 0.55-0.85 bar, thread M10x1.0	7.0132			
All engines	thread M14x1.5		7.6256		
All engines	Conn. nr. 4, thread M12x1.5			7.1229 T20	
All engines					7.1220 T22

ENGINE				
1.9 TDI	Diesel	96	12/01-03/08	AVF, AWX

Engine	Information	S10	T10	T20 - T23	T22 - T25
All engines	COL: brown, Conn. nr. 1, spanner size 24, switch press. 0.55-0.85 bar, thread M10x1.0	7.0132			
All engines	-> ch. 3U69120448, bolted, ch. 3U69120449 ->, Conn. nr. 2, spanner size 22, thread M14x1.5		7.6256		
All engines	-> 01/04/02, -> ch. 3U29018401, Conn. nr. 4, thread M12x1.5			7.1126 T20	
All engines	01/05/02 ->, ch. 3U39018402 ->, Conn. nr. 4, thread M12x1.5			7.1229 T20	
All engines					7.1220 T22

ENGINE				
2.0	Diesel	91	02/06->	BWW

Engine	Information	S10	T10	T20 - T23	T22 - T25
All engines	COL: brown	7.0132			
All engines	COL: grey	7.0134			
All engines			7.6256		7.1220 T22
All engines	-> ch. 3U-29018 401			7.1126 T20	
All engines	ch. 3U-39018 402 ->, ch. 3U-5A300 130 ->, ch. 3U-7B299 922 ->			7.1229 T20	

ENGINE				
2.0	Petrol	85	12/01-03/08	AZM

Engine	Information	S10	T10	T20 - T23	T22 - T25
All engines	COL: black, Conn. nr. 1, switch press. 1.2-1.6 bar, thread M10x1.0	7.0135			
All engines	-> ch. 3U69120448, bolted, ch. 3U69120449 ->, Conn. nr. 2, spanner size 22, thread M14x1.5		7.6256		
All engines	-> 01/04/02, -> ch. 3U29018401, Conn. nr. 4, thread M12x1.5			7.1126 T20	
All engines	01/05/02 ->, ch. 3U39018402 ->, Conn. nr. 4, thread M12x1.5			7.1229 T20	
All engines					7.1220 T22

ENGINE				
2.0	Petrol	91	02/06-03/08	--





Engine	Information	S10	T10	T20 - T23	T22 - T25
All engines	COL: brown	7.0132			
All engines	COL: grey	7.0134			
All engines			7.6256		7.1220 T22
All engines	-> ch. 3U-29018 401			7.1126 T20	
All engines	ch. 3U-39018 402 ->, ch. 3U-5A300 130 ->, ch. 3U-7B299 922 ->			7.1229 T20	

ENGINE				
2.0 TDI	Diesel	103	10/05-03/08	BSS

Engine	Information	S10	T10	T20 - T23	T22 - T25
All engines	COL: brown, Conn. nr. 1, spanner size 24, switch press. 0.55-0.85 bar, thread M10x1.0	7.0132			
All engines	-> ch. 3U69120448, bolted, ch. 3U69120449 ->, Conn. nr. 2, spanner size 22, thread M14x1.5		7.6256		
All engines	Conn. nr. 4, thread M12x1.5			7.1229 T20	
All engines					7.1220 T22

S10 OIL PRESSURE WARNING LIGHT SWITCH	T10 REVERSING LIGHT SWITCH	T20 BRAKE LIGHT SWITCH
T22 SWITCH CLUTCH CONTROL (CRUISE CONTROL)	T23 SWITCH BRAKE ACTUATION (ENGINE TIMING)	T25 SWITCH CLUTCH CONTROL (ENGINE CONTROL)

FUNCTIONS ON THE VEHICLE

Vehicle	alim.	kW	Date	Engine	 S10	 T10	 T20 - T23	 T22 - T25
---------	-------	----	------	--------	---	---	--	---

				ENGINE
2.5 TDI	Diesel	114	12/01-08/03	AYM

Engine	Information	S10	T10	T20 - T23	T22 - T25
All engines	COL:grey, Conn. nr. 1, spanner size 24, switch press. 0.75-1.05 bar, thread M10x1.0	7.0134			
All engines	bolted, Conn. nr. 2, spanner size 22, thread M14x1.5		7.6256		
All engines	-> 01/04/02, ->ch. 3U29018401, Conn. nr. 4, thread M12x1.5			7.1126 T20	
All engines	01/05/02 ->, ch. 3U39018402 ->, Conn. nr. 4, thread M12x1.5			7.1229 T20	
All engines					7.1220 T22

				ENGINE
2.5 TDI	Diesel	120	06/03-03/08	BDG

Engine	Information	S10	T10	T20 - T23	T22 - T25
All engines	COL:grey, Conn. nr. 1, spanner size 24, switch press. 0.75-1.05 bar, thread M10x1.0	7.0134			
All engines	->ch. 3U69120448, bolted, ch. 3U69120449 ->, Conn. nr. 2, spanner size 22, thread M14x1.5		7.6256		
All engines	Conn. nr. 4, thread M12x1.5			7.1229 T20	
All engines					7.1220 T22

				ENGINE
2.8 V6	Petrol	140	06/02-03/08	BBG

Engine	Information	S10	T10	T20 - T23	T22 - T25
All engines	COL:black, Conn. nr. 1, switch press. 1.2-1.6 bar, thread M10x1.0	7.0135			
All engines	Conn. nr. 4, thread M12x1.5			7.1229 T20	
All engines					7.1220 T22

				ENGINE
2.8 V6	Petrol	142	12/01-03/08	AMX

Engine	Information	S10	T10	T20 - T23	T22 - T25
All engines	COL:black, Conn. nr. 1, switch press. 1.2-1.6 bar, thread M10x1.0	7.0135			
All engines	->ch. 3U69120448, bolted, ch. 3U69120449 ->, Conn. nr. 2, spanner size 22, thread M14x1.5		7.6256		
All engines	-> 01/04/02, ->ch. 3U29018401, Conn. nr. 4, thread M12x1.5			7.1126 T20	
All engines	01/05/02 ->, ch. 3U39018402 ->, Conn. nr. 4, thread M12x1.5			7.1229 T20	
All engines					7.1220 T22

SUPERB II

				ENGINE
1.4 [CHN]	Petrol	96	03/10->	CFBA.

Engine	Information	S10	T10	T20 - T23	T22 - T25
All engines		7.0139		7.1232 T20	7.1309 T22

				ENGINE
1.4 TSI	Petrol	92	07/08-05/15	CAXC

Engine	Information	S10	T10	T20 - T23	T22 - T25
All engines	-> 01/03/09, COL:green, Conn. nr. 1, spanner size 24, switch press. 0.3-0.6 bar, thread M10x1	7.0139			
All engines	01/04/09 ->, COL:green, Conn. nr. 1, switch press. 0.3-0.6 bar, thread M10x1	7.0196			
All engines	COL:brown, Conn. nr. 2, without adapter		7.6266		
All engines	COL:black, Conn. nr. 4			7.1232 T20	
All engines					7.1309 T22

				ENGINE
1.6 TDI	Diesel	77	09/10-05/15	CAVC


Engine	Information	S10	T10	T20 - T23	T22 - T25
All engines	COL:green, Conn. nr. 1, spanner size 24, switch press. 0.3-0.6 bar, thread M10x1	7.0139			
All engines	COL:black, Conn. nr. 2, thread M12x1.5, without adapter		7.6215		
All engines	COL:brown		7.6266		
All engines	COL:black, Conn. nr. 4			7.1232 T20	
All engines					7.1309 T22

				ENGINE
1.8 TSI	Petrol	112	03/09-05/15	CDAB

Engine	Information	S10	T10	T20 - T23	T22 - T25
All engines	COL:brown, Conn. nr. 1, spanner size 24, switch press. 0.55-0.85 bar, thread M10x1.0	7.0132			
All engines	COL:blue, Conn. nr. 2, switch press. 2.15-2.95 bar, thread M10x1.0	7.0192			
All engines	COL:brown, Conn. nr. 2, without adapter		7.6266		
All engines	COL:black, Conn. nr. 4			7.1232 T20	

S10 OIL PRESSURE WARNING LIGHT SWITCH	T10 REVERSING LIGHT SWITCH	T20 BRAKE LIGHT SWITCH
T22 SWITCH CLUTCH CONTROL (CRUISE CONTROL)	T23 SWITCH BRAKE ACTUATION (ENGINE TIMING)	T25 SWITCH CLUTCH CONTROL (ENGINE CONTROL)

FUNCTIONS ON THE VEHICLE

Vehicle	alim.	kW	Date	Engine	 S10	 T10	 T20 - T23	 T22 - T25
---------	-------	----	------	--------	---	---	--	---

ENGINE				
1.8 TSI	Petrol	112	03/09-05/15	CDAB

Engine	Information	S10	T10	T20 - T23	T22 - T25
All engines					7.1309 T22

ENGINE				
1.8 TSI	Petrol	118	03/08-05/15	BZB, CDAA

Engine	Information	S10	T10	T20 - T23	T22 - T25
Eng. CDAA	COL:brown, Conn. nr. 1, spanner size 24, switch press. 0.55-0.85 bar, thread M10x1.0	7.0132			
Eng. BZB	COL:black, Conn. nr. 1, switch press. 1.2-1.6 bar, thread M10x1.0	7.0135			
Eng. CDAA	COL:blue, Conn. nr. 2, switch press. 2.15-2.95 bar, thread M10x1.0	7.0192			
All engines	COL:brown, Conn. nr. 2, without adapter		7.6266		
All engines	COL:black, Conn. nr. 4			7.1232 T20	
All engines					7.1309 T22

ENGINE				
1.8 TSI 4x4	Petrol	112	03/09-05/15	CDAB

Engine	Information	S10	T10	T20 - T23	T22 - T25
All engines	COL:brown, Conn. nr. 1, spanner size 24, switch press. 0.55-0.85 bar, thread M10x1.0	7.0132			
All engines	COL:blue, Conn. nr. 2, switch press. 2.15-2.95 bar, thread M10x1.0	7.0192			
All engines	COL:brown, Conn. nr. 2, without adapter		7.6266		
All engines	COL:black, Conn. nr. 4			7.1232 T20	
All engines					7.1309 T22

ENGINE				
1.8 TSI 4x4	Petrol	118	11/08-05/15	CDAA

Engine	Information	S10	T10	T20 - T23	T22 - T25
All engines	COL:brown, Conn. nr. 1, spanner size 24, switch press. 0.55-0.85 bar, thread M10x1.0	7.0132			
All engines	COL:blue, Conn. nr. 2, switch press. 2.15-2.95 bar, thread M10x1.0	7.0192			
All engines	COL:brown, Conn. nr. 2, without adapter		7.6266		
All engines	COL:black, Conn. nr. 4			7.1232 T20	
All engines					7.1309 T22

ENGINE				
1.9 TDI	Diesel	77	03/08-11/10	BLS, BXE

Engine	Information	S10	T10	T20 - T23	T22 - T25
All engines	COL:brown, Conn. nr. 1, spanner size 24, switch press. 0.55-0.85 bar, thread M10x1.0	7.0132			
All engines	COL:black, Conn. nr. 2, thread M12x1.5, without adapter		7.6215		
All engines	COL:black, Conn. nr. 4			7.1232 T20	
All engines					7.1309 T22

ENGINE				
2.0 TDI	Diesel	103	03/08-05/10	BMP

Engine	Information	S10	T10	T20 - T23	T22 - T25
All engines	COL:brown, Conn. nr. 1, spanner size 24, switch press. 0.55-0.85 bar, thread M10x1.0	7.0132			
All engines	COL:brown, Conn. nr. 2, without adapter		7.6266		
All engines	COL:black, Conn. nr. 4			7.1232 T20	
All engines					7.1309 T22

ENGINE				
2.0 TDI	Diesel	125	07/08-05/15	CBBB, CFGB

Engine	Information	S10	T10	T20 - T23	T22 - T25
All engines	COL:green, Conn. nr. 1, spanner size 24, switch press. 0.3-0.6 bar, thread M10x1	7.0139			
Eng. CFGB	COL:black		7.6215		
All engines	COL:brown, Conn. nr. 2, without adapter		7.6266		
All engines	COL:black, Conn. nr. 4			7.1232 T20	
All engines					7.1309 T22

ENGINE				
2.0 TDI 16V	Diesel	103	01/09-05/15	BKD, CFFB, CLJA

Engine	Information	S10	T10	T20 - T23	T22 - T25
Eng. BKD	COL:brown, Conn. nr. 1, spanner size 24, switch press. 0.55-0.85 bar, thread M10x1.0	7.0132			
Eng. CFFB, CLJA	COL:green, Conn. nr. 1, spanner size 24, switch press. 0.3-0.6 bar, thread M10x1	7.0139			
Eng. CFFB	COL:black		7.6215		
All engines	COL:brown, Conn. nr. 2, without adapter		7.6266		

S10 OIL PRESSURE WARNING LIGHT SWITCH	T10 REVERSING LIGHT SWITCH	T20 BRAKE LIGHT SWITCH
T22 SWITCH CLUTCH CONTROL (CRUISE CONTROL)	T23 SWITCH BRAKE ACTUATION (ENGINE TIMING)	T25 SWITCH CLUTCH CONTROL (ENGINE CONTROL)

FUNCTIONS ON THE VEHICLE

Vehicle	alim.	kW	Date	Engine	 S10	 T10	 T20 - T23	 T22 - T25
---------	-------	----	------	--------	---	---	--	---

				ENGINE
2.0 TDI 16V	Diesel	103	01/09-05/15	BKD, CFFB, CLJA

Engine	Information	S10	T10	T20 - T23	T22 - T25
All engines	COL:black, Conn. nr. 4			7.1232 T20	
Eng. CFFB, CLJA					7.1309 T22

				ENGINE
2.0 TDI 16V 4x4	Diesel	103	11/10-05/15	CFFB

Engine	Information	S10	T10	T20 - T23	T22 - T25
All engines	COL:green, Conn. nr. 1, spanner size 24, switch press. 0.3-0.6 bar, thread M10x1	7.0139			
All engines	COL:black		7.6215		
All engines	COL:brown		7.6266		
All engines	COL:black, Conn. nr. 4			7.1232 T20	
All engines					7.1309 T22

				ENGINE
2.0 TDI 4x4	Diesel	125	09/08-05/15	CBBB, CFGB

Engine	Information	S10	T10	T20 - T23	T22 - T25
Eng. CBBB	COL:brown, Conn. nr. 1, spanner size 24, switch press. 0.55-0.85 bar, thread M10x1.0	7.0132			
All engines	COL:green, Conn. nr. 1, spanner size 24, switch press. 0.3-0.6 bar, thread M10x1	7.0139			
Eng. CFGB	COL:black		7.6215		
All engines	COL:brown, Conn. nr. 2, without adapter		7.6266		
All engines	COL:black, Conn. nr. 4			7.1232 T20	
All engines					7.1309 T22

				ENGINE
2.0 TSI	Petrol	147	05/10-05/15	CCZA

Engine	Information	S10	T10	T20 - T23	T22 - T25
All engines	COL:brown	7.0132	7.6266		
All engines	COL:blue	7.0192			
All engines	COL:black		7.6215		
All engines	COL:black, Conn. nr. 4			7.1232 T20	
All engines					7.1309 T22

				ENGINE
3.6 FSI 4x4	Petrol	191	11/08-05/15	--, CDVA

Engine	Information	S10	T10	T20 - T23	T22 - T25
All engines	COL:grey, Conn. nr. 1, switch press. 0.75-1.05 bar, thread M10x1.0	7.0134			
Eng. --	COL:black		7.6215		
Eng. --	COL:brown		7.6266		
All engines	COL:black, Conn. nr. 4			7.1232 T20	

				ENGINE
3.6 V6 4x4	Petrol	191	10/09-05/15	CDVA

Engine	Information	S10	T10	T20 - T23	T22 - T25
All engines	COL:grey, Conn. nr. 1, switch press. 0.75-1.05 bar, thread M10x1.0	7.0134			
All engines	COL:black, Conn. nr. 4			7.1232 T20	

SUPERB III

				ENGINE
1.4 TSI	Petrol	110	03/15->	CZDA, CZEA

Engine	Information	S10	T10	T20 - T23	T22 - T25
All engines	COL:green, Conn. nr. 1, spanner size 24, switch press. 0.3-0.6 bar, thread M10x1	7.0139			
All engines	COL:blue, Conn. nr. 2, switch press. 2.15-2.95 bar, thread M10x1.0	7.0192			
All engines	COL:black		7.6215		
All engines	COL:brown		7.6266		
All engines	COL:black, Conn. nr. 4			7.1232 T20	

				ENGINE
1.4 TSI	Petrol	92	03/15->	CZCA

Engine	Information	S10	T10	T20 - T23	T22 - T25
All engines	COL:green, Conn. nr. 1, spanner size 24, switch press. 0.3-0.6 bar, thread M10x1	7.0139			
All engines	COL:blue, Conn. nr. 2, switch press. 2.15-2.95 bar, thread M10x1.0	7.0192			
All engines	COL:black, Conn. nr. 2, thread M12x1.5, without adapter		7.6215		
All engines	COL:brown, Conn. nr. 2, without adapter		7.6266		
All engines	COL:black, Conn. nr. 4			7.1232 T20	

S10 OIL PRESSURE WARNING LIGHT SWITCH	T10 REVERSING LIGHT SWITCH	T20 BRAKE LIGHT SWITCH
T22 SWITCH CLUTCH CONTROL (CRUISE CONTROL)	T23 SWITCH BRAKE ACTUATION (ENGINE TIMING)	T25 SWITCH CLUTCH CONTROL (ENGINE CONTROL)

FUNCTIONS ON THE VEHICLE

Vehicle	alim.	kW	Date	Engine	 S10	 T10	 T20 - T23	 T22 - T25
---------	-------	----	------	--------	---	---	--	---

ENGINE				
1.4 TSI 4x4	Petrol	110	03/15->	CZDA, CZEA

Engine	Information	S10	T10	T20 - T23	T22 - T25
All engines	COL:green, Conn. nr. 1, spanner size 24, switch press. 0.3-0.6 bar, thread M10x1	7.0139			
All engines	COL:blue, Conn. nr. 2, switch press. 2.15-2.95 bar, thread M10x1.0	7.0192			
Eng. CZDA	COL:black		7.6215		
All engines	COL:brown, Conn. nr. 2, without adapter		7.6266		
All engines	COL:black, Conn. nr. 4			7.1232	T20

ENGINE				
1.6 TDI	Diesel	81	03/15->	CVRA.

Engine	Information	S10	T10	T20 - T23	T22 - T25
All engines	COL:black		7.6215		
All engines	COL:brown		7.6266		
All engines				7.1232	T20

ENGINE				
1.6 TDI	Diesel	88	03/15->	DCXA, DCZA

Engine	Information	S10	T10	T20 - T23	T22 - T25
All engines	COL:black, Conn. nr. 2, thread M12x1.5, without adapter		7.6215		
All engines	COL:brown, Conn. nr. 2, without adapter		7.6266		
All engines	COL:black, Conn. nr. 4			7.1232	T20

ENGINE				
1.8 TSI	Petrol	132	03/15->	CJSA, CJSC

Engine	Information	S10	T10	T20 - T23	T22 - T25
All engines	COL:brown, Conn. nr. 1, spanner size 24, switch press. 0.55-0.85 bar, thread M10x1.0	7.0132			
All engines	COL:blue, Conn. nr. 1, switch press. 2.15-2.95 bar, thread M10x1	7.0192			
All engines	COL:black, Conn. nr. 2, thread M12x1.5, without adapter		7.6215		
All engines	COL:brown, Conn. nr. 2, without adapter		7.6266		
All engines	COL:black, Conn. nr. 4			7.1232	T20

ENGINE				
2.0 TDI	Diesel	110	03/15->	CRLB, DFEA, DFGA

Engine	Information	S10	T10	T20 - T23	T22 - T25
All engines	COL:black, Conn. nr. 2, thread M12x1.5, without adapter		7.6215		
All engines	COL:brown, Conn. nr. 2, without adapter		7.6266		
All engines	COL:black, Conn. nr. 4			7.1232	T20

ENGINE				
2.0 TDI	Diesel	130	03/15->	CRGA

Engine	Information	S10	T10	T20 - T23	T22 - T25
All engines	COL:black		7.6215		
All engines	COL:brown		7.6266		
All engines				7.1232	T20

ENGINE				
2.0 TDI	Diesel	140	03/15->	DDAA, DFCA, DFHA

Engine	Information	S10	T10	T20 - T23	T22 - T25
All engines	COL:black, Conn. nr. 2, thread M12x1.5, without adapter		7.6215		
All engines	COL:brown, Conn. nr. 2, without adapter		7.6266		
All engines	COL:black, Conn. nr. 4			7.1232	T20

ENGINE				
2.0 TDI 4x4	Diesel	110	03/15->	CRLB, DFEA

Engine	Information	S10	T10	T20 - T23	T22 - T25
Eng. CRLB	COL:black		7.6215		
All engines	COL:brown, Conn. nr. 2, without adapter		7.6266		
All engines	COL:black, Conn. nr. 4			7.1232	T20

ENGINE				
2.0 TDI 4x4	Diesel	140	03/15->	DDAA, DFCA

Engine	Information	S10	T10	T20 - T23	T22 - T25
All engines	COL:black		7.6215		
All engines	COL:brown		7.6266		
All engines	COL:black, Conn. nr. 4			7.1232	T20

S10 OIL PRESSURE WARNING LIGHT SWITCH	T10 REVERSING LIGHT SWITCH	T20 BRAKE LIGHT SWITCH
T22 SWITCH CLUTCH CONTROL (CRUISE CONTROL)	T23 SWITCH BRAKE ACTUATION (ENGINE TIMING)	T25 SWITCH CLUTCH CONTROL (ENGINE CONTROL)

FUNCTIONS ON THE VEHICLE

Vehicle	alim.	kW	Date	Engine	 S10	 T10	 T20 - T23	 T22 - T25
---------	-------	----	------	--------	---	---	--	---

				ENGINE
2.0 TSI	Petrol	162	03/15->	CHHB

Engine	Information	S10	T10	T20 - T23	T22 - T25
All engines	COL:brown, Conn. nr. 1, spanner size 24, switch press. 0.55-0.85 bar, thread M10x1.0	7.0132			
All engines	COL:blue, Conn. nr. 1, switch press. 2.15-2.95 bar, thread M10x1	7.0192			
All engines	COL:black		7.6215		
All engines	COL:brown		7.6266		
All engines	COL:black, Conn. nr. 4			7.1232	T20

				ENGINE
2.0 TSI 4x4	Petrol	206	03/15->	CJXA

Engine	Information	S10	T10	T20 - T23	T22 - T25
All engines	COL:brown, Conn. nr. 1, spanner size 24, switch press. 0.55-0.85 bar, thread M10x1.0	7.0132			
All engines	COL:blue, Conn. nr. 1, switch press. 2.15-2.95 bar, thread M10x1	7.0192			
All engines	COL:black		7.6215		
All engines	COL:brown		7.6266		
All engines	COL:black, Conn. nr. 4			7.1232	T20

YETI

				ENGINE
1.2 TSI	Petrol	77	09/09-05/15	CBZB

Engine	Information	S10	T10	T20 - T23	T22 - T25
All engines	COL:green, Conn. nr. 1, switch press. 0.3-0.6 bar, thread M10x1	7.0196			
All engines	COL:brown, Conn. nr. 2, without adapter		7.6266		
All engines	COL:black, Conn. nr. 4			7.1232	T20
All engines	Conn. nr. 5				7.1309 T25

				ENGINE
1.2 TSI	Petrol	81	05/15-12/17	CVVB

Engine	Information	S10	T10	T20 - T23	T22 - T25
All engines		7.0139			
All engines	COL:brown, Conn. nr. 2, without adapter		7.6266		
All engines	COL:black, Conn. nr. 4			7.1232	T20
All engines	Conn. nr. 5				7.1309 T22, T25

				ENGINE
1.4 TSI	Petrol	90	06/10-05/15	CAXA

Engine	Information	S10	T10	T20 - T23	T22 - T25
All engines	COL:green, Conn. nr. 1, switch press. 0.3-0.6 bar, thread M10x1	7.0196			
All engines	COL:brown, Conn. nr. 2, without adapter		7.6266		
All engines	COL:black, Conn. nr. 4			7.1232	T20
All engines	Conn. nr. 5				7.1309 T25

				ENGINE
1.4 TSI	Petrol	92	05/15-12/17	CZCA

Engine	Information	S10	T10	T20 - T23	T22 - T25
All engines	COL:green	7.0139			
All engines	COL:blue	7.0192			
All engines	COL:brown, Conn. nr. 2, without adapter		7.6266		
All engines	COL:black, Conn. nr. 4			7.1232	T20
All engines	Conn. nr. 5				7.1309 T22, T25

				ENGINE
1.4 TSI 4x4	Petrol	110	05/15-12/17	CZDA

Engine	Information	S10	T10	T20 - T23	T22 - T25
All engines	COL:green	7.0139			
All engines	COL:blue	7.0192			
All engines	COL:brown, Conn. nr. 2, without adapter		7.6266		
All engines	COL:black, Conn. nr. 4			7.1232	T20
All engines	Conn. nr. 5				7.1309 T22, T25

				ENGINE
1.6	Petrol	81	04/14-12/17	CWVA

Engine	Information	S10	T10	T20 - T23	T22 - T25
All engines	COL:brown, Conn. nr. 2, without adapter		7.6266		
All engines				7.1232	T20

S10	OIL PRESSURE WARNING LIGHT SWITCH	T10	REVERSING LIGHT SWITCH	T20	BRAKE LIGHT SWITCH
T22	SWITCH CLUTCH CONTROL (CRUISE CONTROL)	T23	SWITCH BRAKE ACTUATION (ENGINE TIMING)	T25	SWITCH CLUTCH CONTROL (ENGINE CONTROL)

Vehicle	alim.	kW	Date	Engine	 S10	 T10	 T20 - T23	 T22 - T25
---------	-------	----	------	--------	---	---	--	---

ENGINE				
1.6	Petrol	81	04/14-12/17	CWVA

Engine	Information	S10	T10	T20 - T23	T22 - T25
All engines	Conn. nr. 5				7.1309 T22

ENGINE				
1.6 TDI	Diesel	77	11/10-05/15	CAVC

Engine	Information	S10	T10	T20 - T23	T22 - T25
All engines	COL:green, Conn. nr. 1, spanner size 24, switch press. 0.3-0.6 bar, thread M10x1	7.0139			
All engines	COL:black, Conn. nr. 2, thread M12x1.5, without adapter		7.6215		
All engines	COL:brown		7.6266		
All engines	COL:black, Conn. nr. 4			7.1232 T20	
All engines					7.1309 T22
All engines	Conn. nr. 5				7.1309 T25

ENGINE				
1.8	Petrol	112	02/11->	CDAB

Engine	Information	S10	T10	T20 - T23	T22 - T25
All engines	COL:brown	7.0132			
All engines	COL:blue	7.0192			
All engines			7.6266	7.1232 T20	7.1309 T22

ENGINE				
1.8 TFSi	Petrol	112	11/09->	CDAB

Engine	Information	S10	T10	T20 - T23	T22 - T25
All engines	COL:brown, Conn. nr. 1, spanner size 24, switch press. 0.55-0.85 bar, thread M10x1.0	7.0132			
All engines	COL:blue, Conn. nr. 2, switch press. 2.15-2.95 bar, thread M10x1.0	7.0192			
All engines	COL:brown, Conn. nr. 2, without adapter		7.6266		
All engines	COL:black, Conn. nr. 4			7.1232 T20	
All engines	Conn. nr. 5				7.1309 T25

ENGINE				
1.8 TSI 4x4	Petrol	118	05/09-12/17	CDAA

Engine	Information	S10	T10	T20 - T23	T22 - T25
All engines	COL:brown, Conn. nr. 1, spanner size 24, switch press. 0.55-0.85 bar, thread M10x1.0	7.0132			
All engines	COL:blue, Conn. nr. 2, switch press. 2.15-2.95 bar, thread M10x1.0	7.0192			
All engines	COL:brown, Conn. nr. 2, without adapter		7.6266		
All engines	COL:black, Conn. nr. 4			7.1232 T20	
All engines	Conn. nr. 5				7.1309 T25

ENGINE				
2.0 TDI	Diesel	103	11/11-12/17	CFHC, CLCB

Engine	Information	S10	T10	T20 - T23	T22 - T25
All engines	COL:green, Conn. nr. 1, spanner size 24, switch press. 0.3-0.6 bar, thread M10x1	7.0139			
All engines	COL:brown, Conn. nr. 2, without adapter		7.6266		
All engines				7.1232 T20	
All engines	Conn. nr. 5				7.1309 T25

ENGINE				
2.0 TDI	Diesel	110	05/15->	CUUB, DFSB

Engine	Information	S10	T10	T20 - T23	T22 - T25
All engines			7.6266	7.1232 T20	7.1309 T22

ENGINE				
2.0 TDI	Diesel	81	11/09->	CFHA, CLCA, CUUA, DFSA

Engine	Information	S10	T10	T20 - T23	T22 - T25
All engines	COL:green, Conn. nr. 1, spanner size 24, switch press. 0.3-0.6 bar, thread M10x1	7.0139			
All engines	COL:black, Conn. nr. 2, thread M12x1.5, without adapter		7.6215		
Eng. CLCA, DFSA			7.6266		
All engines	COL:black, Conn. nr. 4			7.1232 T20	
Eng. CFHA, CLCA, DFSA					7.1309 T22

ENGINE				
2.0 TDI 4x4	Diesel	103	05/09-12/17	CBDB, CFHC, CLCB

Engine	Information	S10	T10	T20 - T23	T22 - T25
Eng. CBDB	COL:brown, Conn. nr. 1, spanner size 24, switch press. 0.55-0.85 bar, thread M10x1.0	7.0132			
Eng. CFHC, CLCB	COL:green, Conn. nr. 1, spanner size 24, switch press. 0.3-0.6 bar, thread M10x1	7.0139			

S10 OIL PRESSURE WARNING LIGHT SWITCH	T10 REVERSING LIGHT SWITCH	T20 BRAKE LIGHT SWITCH
T22 SWITCH CLUTCH CONTROL (CRUISE CONTROL)	T23 SWITCH BRAKE ACTUATION (ENGINE TIMING)	T25 SWITCH CLUTCH CONTROL (ENGINE CONTROL)

Vehicle	alim.	kW	Date	Engine	FUNCTIONS ON THE VEHICLE			
					S10	T10	T20 - T23	T22 - T25

ENGINE				
2.0 TDI 4x4	Diesel	103	05/09-12/17	CBDB, CFHC, CLCB

Engine	Information	S10	T10	T20 - T23	T22 - T25
All engines	COL:brown, Conn. nr. 2, without adapter		7.6266		
All engines	COL:black, Conn. nr. 4			7.1232 T20	
All engines					7.1309 T22

ENGINE				
2.0 TDI 4x4	Diesel	110	05/15-12/17	CUUB

Engine	Information	S10	T10	T20 - T23	T22 - T25
All engines			7.6266	7.1232 T20	7.1309 T22

ENGINE				
2.0 TDI 4x4	Diesel	125	11/09-05/15	CEGA, CFJA

Engine	Information	S10	T10	T20 - T23	T22 - T25
Eng. CFJA	COL:green, Conn. nr. 1, spanner size 24, switch press. 0.3-0.6 bar, thread M10x1	7.0139			
All engines	COL:brown, Conn. nr. 2, without adapter		7.6266		
All engines	COL:black, Conn. nr. 4			7.1232 T20	
All engines	Conn. nr. 5				7.1309 T25

ENGINE				
2.0 TDI 4x4	Diesel	81	11/09-12/17	CFHF, CLCA, CUUA, DFSA

Engine	Information	S10	T10	T20 - T23	T22 - T25
Eng. CFHF		7.0139			
All engines	COL:brown, Conn. nr. 2, without adapter		7.6266		
All engines	COL:black, Conn. nr. 4			7.1232 T20	
Eng. CFHF, CLCA, CUUA					7.1309 T22

S10	OIL PRESSURE WARNING LIGHT SWITCH	T10	REVERSING LIGHT SWITCH	T20	BRAKE LIGHT SWITCH
T22	SWITCH CLUTCH CONTROL (CRUISE CONTROL)	T23	SWITCH BRAKE ACTUATION (ENGINE TIMING)	T25	SWITCH CLUTCH CONTROL (ENGINE CONTROL)

FUNCTIONS ON THE VEHICLE

Vehicle	alim.	kW	Date	Engine	 S10	 T10	 T20 - T23	 T22 - T25
---------	-------	----	------	--------	---	---	--	---

CABRIO

0.6	Petrol	40	03/00-01/04	ENGINE M 160 E6AL B03, M 160.910, M 160.920
-----	--------	----	-------------	--

Engine	Information	S10	T10	T20 - T23	T22 - T25
All engines		7.0026			
Eng. M 160 E6AL B03, M 160.920		7.0060			

0.6	Petrol	45	01/01-01/04	ENGINE M 160 E6AL B05, M 160.910, M 160.920
-----	--------	----	-------------	--

Engine	Information	S10	T10	T20 - T23	T22 - T25
All engines		7.0026			
Eng. M 160 E6AL B05, M 160.920		7.0060			

0.6	Petrol	46	01/01-01/03	ENGINE M 160.910
-----	--------	----	-------------	---------------------

Engine	Information	S10	T10	T20 - T23	T22 - T25
All engines		7.0026			

0.6	Petrol	52	06/02-01/04	ENGINE M 160.910, M 160.920
-----	--------	----	-------------	--------------------------------

Engine	Information	S10	T10	T20 - T23	T22 - T25
All engines		7.0026			
Eng. M 160.920		7.0060			

0.7	Petrol	45	01/03-01/04	ENGINE M 160.910, M 160.920
-----	--------	----	-------------	--------------------------------

Engine	Information	S10	T10	T20 - T23	T22 - T25
All engines		7.0026			
Eng. M 160.910		7.0060			

0.7	Petrol	55	01/03-01/04	ENGINE M 160.910, M 160.920
-----	--------	----	-------------	--------------------------------

Engine	Information	S10	T10	T20 - T23	T22 - T25
All engines		7.0026			
Eng. M 160.910		7.0060			

0.8 CDI	Diesel	30	03/01-01/04	ENGINE OM 660 DE 8LA, OM 660.940
---------	--------	----	-------------	-------------------------------------

Engine	Information	S10	T10	T20 - T23	T22 - T25
All engines		7.0026			
Eng. OM 660 DE 8LA		7.0060			

CITY-COUPÉ

0.6	Petrol	33	07/98-01/04	ENGINE M 160 E6AL B04, M 160.910, M 160.920
-----	--------	----	-------------	--

Engine	Information	S10	T10	T20 - T23	T22 - T25
All engines		7.0026			
Eng. M 160 E6AL B04, M 160.920		7.0060			

0.6	Petrol	34	12/99-04/03	ENGINE M 160.910
-----	--------	----	-------------	---------------------

Engine	Information	S10	T10	T20 - T23	T22 - T25
All engines		7.0026			





0.6	Petrol	40	07/98-01/04	ENGINE M 160 E6AL B03, M 160.910, M 160.920
-----	--------	----	-------------	--

Engine	Information	S10	T10	T20 - T23	T22 - T25
All engines		7.0026			
Eng. M 160 E6AL B03, M 160.920		7.0060			

0.6	Petrol	45	01/01-01/04	ENGINE M 160 E6AL B05, M 160.910, M 160.920
-----	--------	----	-------------	--

Engine	Information	S10	T10	T20 - T23	T22 - T25
All engines		7.0026			
Eng. M 160 E6AL B05, M 160.920		7.0060			

S10 OIL PRESSURE WARNING LIGHT SWITCH	T10 REVERSING LIGHT SWITCH	T20 BRAKE LIGHT SWITCH
T22 SWITCH CLUTCH CONTROL (CRUISE CONTROL)	T23 SWITCH BRAKE ACTUATION (ENGINE TIMING)	T25 SWITCH CLUTCH CONTROL (ENGINE CONTROL)

Vehicle	alim.	kW	Date	Engine	FUNCTIONS ON THE VEHICLE			
					 S10	 T10	 T20 - T23	 T22 - T25

ENGINE							
0.6	Petrol	52	06/02-01/04	M 160.910, M 160.920			
Engine	Information			S10	T10	T20 - T23	T22 - T25
All engines				7.0026			
Eng. M 160.920				7.0060			

ENGINE							
0.7	Petrol	33	07/98-01/04	M 160.910			
Engine	Information			S10	T10	T20 - T23	T22 - T25
All engines				7.0026			

ENGINE							
0.7	Petrol	37	01/03-01/04	M 160.910, M 160.920			
Engine	Information			S10	T10	T20 - T23	T22 - T25
All engines				7.0026			
Eng. M 160.910				7.0060			

ENGINE							
0.7	Petrol	45	01/03-01/04	M 160.910, M 160.920			
Engine	Information			S10	T10	T20 - T23	T22 - T25
All engines				7.0026			
Eng. M 160.910				7.0060			

ENGINE							
0.7	Petrol	55	01/03-01/04	M 160.910, M 160.920			
Engine	Information			S10	T10	T20 - T23	T22 - T25
All engines				7.0026			
Eng. M 160.910				7.0060			

ENGINE							
0.8 CDI	Diesel	30	11/99-01/04	OM 660 DE 8LA, OM 660.940			
Engine	Information			S10	T10	T20 - T23	T22 - T25
All engines				7.0026			
Eng. OM 660 DE 8LA				7.0060			

CROSSBLADE

ENGINE							
0.6	Petrol	52	06/02-12/03	M 160.910, M 160.920			
Engine	Information			S10	T10	T20 - T23	T22 - T25
All engines				7.0026			
Eng. M 160.920				7.0060			

FORFOUR

ENGINE							
1.1	Petrol	47	02/05-06/06	M 134.911			
Engine	Information			S10	T10	T20 - T23	T22 - T25
All engines				7.0187		7.1149 T20	

ENGINE							
1.1	Petrol	55	01/04-06/06	M 134.910			
Engine	Information			S10	T10	T20 - T23	T22 - T25
All engines				7.0187		7.1149 T20	

ENGINE							
1.3	Petrol	70	01/04-06/06	M 135.930			
Engine	Information			S10	T10	T20 - T23	T22 - T25
All engines				7.0187		7.1149 T20	





ENGINE							
1.5	Petrol	80	01/04-06/06	M 135.950			
Engine	Information			S10	T10	T20 - T23	T22 - T25
All engines				7.0187		7.1149 T20	

ENGINE							
1.5	Petrol	90	01/04-06/06	M 135.950			
Engine	Information			S10	T10	T20 - T23	T22 - T25
All engines				7.0187		7.1149 T20	

ENGINE							
1.5 BRABUS	Petrol	130	05/05-06/06	M 122.950			
Engine	Information			S10	T10	T20 - T23	T22 - T25
All engines				7.0187		7.1149 T20	

S10	OIL PRESSURE WARNING LIGHT SWITCH	T10	REVERSING LIGHT SWITCH	T20	BRAKE LIGHT SWITCH
T22	SWITCH CLUTCH CONTROL (CRUISE CONTROL)	T23	SWITCH BRAKE ACTUATION (ENGINE TIMING)	T25	SWITCH CLUTCH CONTROL (ENGINE CONTROL)

FUNCTIONS ON THE VEHICLE

Vehicle	alim.	kW	Date	Engine	 S10	 T10	 T20 - T23	 T22 - T25
---------	-------	----	------	--------	---	---	--	---

				ENGINE
1.5 CDI	Diesel	50	09/04-06/06	OM 639.939

Engine	Information	S10	T10	T20 - T23	T22 - T25
All engines		7.0177		7.1149 T20	7.1195 T22

				ENGINE
1.5 CDI	Diesel	70	09/04-06/06	OM 639.939

Engine	Information	S10	T10	T20 - T23	T22 - T25
All engines		7.0177		7.1149 T20	7.1195 T22

FORFOUR III

				ENGINE
0.9	Petrol	66	11/14->	M 281.910

Engine	Information	S10	T10	T20 - T23	T22 - T25
All engines			7.6245		

				ENGINE
1.0	Petrol	45	11/14->	M 281.920

Engine	Information	S10	T10	T20 - T23	T22 - T25
All engines			7.6245		

				ENGINE
1.0	Petrol	52	07/14->	M 281.920

Engine	Information	S10	T10	T20 - T23	T22 - T25
All engines			7.6245		

FORTWO I

				ENGINE
0.6	Petrol	45	01/04-02/07	M 160.910

Engine	Information	S10	T10	T20 - T23	T22 - T25
All engines		7.0026			

				ENGINE
0.7	Petrol	37	01/04-01/07	M 160.910, M 160.920

Engine	Information	S10	T10	T20 - T23	T22 - T25
All engines		7.0026			
Eng. M 160.910		7.0060			

				ENGINE
0.7	Petrol	40	01/04-01/07	M 160.920

Engine	Information	S10	T10	T20 - T23	T22 - T25
All engines		7.0026			

				ENGINE
0.7	Petrol	45	01/04-01/07	M 160.910, M 160.920

Engine	Information	S10	T10	T20 - T23	T22 - T25
All engines		7.0026			
Eng. M 160.910		7.0060			

				ENGINE
0.7	Petrol	55	01/04-01/07	M 160.910, M 160.920

Engine	Information	S10	T10	T20 - T23	T22 - T25
All engines		7.0026			
Eng. M 160.910		7.0060			

				ENGINE
0.8 CDI	Diesel	30	01/04-01/07	OM 660 DE 8LA, OM 660.940

Engine	Information	S10	T10	T20 - T23	T22 - T25
All engines		7.0026			
Eng. OM 660 DE 8LA		7.0060			

FORTWO II





				ENGINE
0.8 Cdi	Diesel	33	01/07->	660.950, OM 660.950

Engine	Information	S10	T10	T20 - T23	T22 - T25
Eng. OM 660.950		7.0026			
Eng. 660.950		7.0060			

				ENGINE
0.8 Cdi	Diesel	40	08/09->	660.951, OM 660.951

Engine	Information	S10	T10	T20 - T23	T22 - T25
Eng. OM 660.951	-DPF	7.0026			
Eng. 660.951		7.0060			

S10 OIL PRESSURE WARNING LIGHT SWITCH	T10 REVERSING LIGHT SWITCH	T20 BRAKE LIGHT SWITCH
T22 SWITCH CLUTCH CONTROL (CRUISE CONTROL)	T23 SWITCH BRAKE ACTUATION (ENGINE TIMING)	T25 SWITCH CLUTCH CONTROL (ENGINE CONTROL)

Vehicle	alim.	kW	Date	Engine	FUNCTIONS ON THE VEHICLE			
					 S10	 T10	 T20 - T23	 T22 - T25

ENGINE							
0.8 CDi	Diesel	40	08/09->	660.951, OM 660.951			
Engine	Information			S10	T10	T20 - T23	T22 - T25
Eng. OM 660.951	+DPF, SA 474			7.0177			

ENGINE							
1.0	Petrol	45	01/07->	M 132.910			
Engine	Information			S10	T10	T20 - T23	T22 - T25
All engines				7.0187			

ENGINE							
1.0	Petrol	52	01/07->	M 132.910			
Engine	Information			S10	T10	T20 - T23	T22 - T25
All engines				7.0187			

ENGINE							
1.0 Brabus	Petrol	72	01/08->	M 132.930			
Engine	Information			S10	T10	T20 - T23	T22 - T25
All engines				7.0187			

ENGINE							
1.0 Brabus	Petrol	88	04/12->	M 132.930			
Engine	Information			S10	T10	T20 - T23	T22 - T25
All engines				7.0187			

ENGINE							
1.0 Turbo	Petrol	62	01/07->	M 132.930			
Engine	Information			S10	T10	T20 - T23	T22 - T25
All engines				7.0187			

ENGINE							
1.0 Turbo Brabus	Petrol	75	07/10->	M 132.930			
Engine	Information			S10	T10	T20 - T23	T22 - T25
All engines				7.0187			

ROADSTER





ENGINE							
0.7	Petrol	45	04/03-11/05	M 160.921, M 160.922			
Engine	Information			S10	T10	T20 - T23	T22 - T25
All engines				7.0026			

ENGINE							
0.7	Petrol	60	04/03-11/05	M 160.921, M 160.922			
Engine	Information			S10	T10	T20 - T23	T22 - T25
All engines				7.0026			

ENGINE							
0.7 Brabus	Petrol	74	12/03-11/05	M 160.923			
Engine	Information			S10	T10	T20 - T23	T22 - T25
All engines				7.0026			

S10 OIL PRESSURE WARNING LIGHT SWITCH	T10 REVERSING LIGHT SWITCH	T20 BRAKE LIGHT SWITCH
T22 SWITCH CLUTCH CONTROL (CRUISE CONTROL)	T23 SWITCH BRAKE ACTUATION (ENGINE TIMING)	T25 SWITCH CLUTCH CONTROL (ENGINE CONTROL)

FUNCTIONS ON THE VEHICLE

Vehicle	alim.	kW	Date	Engine	 S10	 T10	 T20 - T23	 T22 - T25
---------	-------	----	------	--------	---	---	--	---

ACTYON I

Vehicle	alim.	kW	Date	ENGINE	S10	T10	T20 - T23	T22 - T25
2.3	Petrol	110	11/06->	G23D				
Engine Information					S10	T10	T20 - T23	T22 - T25
All engines					7.0098			
2.3 4WD	Petrol	110	09/11->	G23D				
Engine Information					S10	T10	T20 - T23	T22 - T25
All engines					7.0098			
2.3 4x4	Petrol	110	11/06->	G23D				
Engine Information					S10	T10	T20 - T23	T22 - T25
All engines					7.0098			

CHAIRMAN

Vehicle	alim.	kW	Date	ENGINE	S10	T10	T20 - T23	T22 - T25
3.2 [ExtraEU]	Petrol	165	06/07->	M162E32				
Engine Information					S10	T10	T20 - T23	T22 - T25
All engines							7.1088 T20	

KORANDO

Vehicle	alim.	kW	Date	ENGINE	S10	T10	T20 - T23	T22 - T25
2.0	Petrol	94	05/97-10/02	E20M160, E20M161				
Engine Information					S10	T10	T20 - T23	T22 - T25
All engines					7.0098			
2.3	Petrol	103	05/97-02/00	E23				
Engine Information					S10	T10	T20 - T23	T22 - T25
All engines					7.0098			
2.3	Petrol	105	01/99-11/06	--, E23M161, M111E23-143				
Engine Information					S10	T10	T20 - T23	T22 - T25
All engines					7.0098			
-> 01/09/05, 01/03/99 ->								
2.3	Petrol	110	01/02-06/06	E23				
Engine Information					S10	T10	T20 - T23	T22 - T25
All engines					7.0098			
2.9 D	Diesel	72	11/97-10/00	OM662				
Engine Information					S10	T10	T20 - T23	T22 - T25
All engines					7.0098			
2.9 TD	Diesel	88	04/98-11/06	--, OM662D29(120), OM662LA				
Engine Information					S10	T10	T20 - T23	T22 - T25
All engines					7.0098			
01/03/99 ->								
3.2	Petrol	154	12/96-11/02	E32, M 104.995				
Engine Information					S10	T10	T20 - T23	T22 - T25
All engines					7.0098			
Eng. M 104.995							7.1044 T20	
+automatic transmission, +cruise control								
3.2	Petrol	156	01/99-11/02	E32, M 104.995, M104.995 E32				
Engine Information					S10	T10	T20 - T23	T22 - T25
All engines					7.0098			
-> 01/09/05, 01/03/99 ->								
Eng. E32, M 104.995							7.1044 T20	
+automatic transmission, +cruise control, -> 01/07/00								
3.2	Petrol	162	06/97-11/06	E32				
Engine Information					S10	T10	T20 - T23	T22 - T25
All engines					7.0098			

S10	OIL PRESSURE WARNING LIGHT SWITCH	T10	REVERSING LIGHT SWITCH	T20	BRAKE LIGHT SWITCH
T22	SWITCH CLUTCH CONTROL (CRUISE CONTROL)	T23	SWITCH BRAKE ACTUATION (ENGINE TIMING)	T25	SWITCH CLUTCH CONTROL (ENGINE CONTROL)

FUNCTIONS ON THE VEHICLE

Vehicle	alim.	kW	Date	Engine	 S10	 T10	 T20 - T23	 T22 - T25
---------	-------	----	------	--------	---	---	--	---

KYRON

				ENGINE				
2.3	Petrol	110	01/10->	E23				
Engine		Information		S10	T10	T20 - T23	T22 - T25	
All engines		-> 01/04/14		7.0098				
				ENGINE				
2.3 4x4	Petrol	110	11/06->	E23				
Engine		Information		S10	T10	T20 - T23	T22 - T25	
All engines				7.0098				
				ENGINE				
3.2 M320 4x4	Petrol	162	03/08->	G32D				
Engine		Information		S10	T10	T20 - T23	T22 - T25	
All engines				7.0098				

REXTON

				ENGINE				
3.2 RX320	Petrol	162	09/06-04/13	M162E32				
Engine		Information		S10	T10	T20 - T23	T22 - T25	
All engines				7.0098				

REXTON I

				ENGINE				
2.3 RX230 4x4	Petrol	110	05/02->	G23D				
Engine		Information		S10	T10	T20 - T23	T22 - T25	
All engines				7.0098				
				ENGINE				
2.7 D 4x4	Diesel	137	05/06->	D27DTP, OM662LA(186)				
Engine		Information		S10	T10	T20 - T23	T22 - T25	
All engines		01/10/06 ->		7.0098				
				ENGINE				
2.7 RX270 Xdi	Diesel	121	05/04-08/06	D27DT				
Engine		Information		S10	T10	T20 - T23	T22 - T25	
All engines		-> 01/12/04		7.0098				
				ENGINE				
2.7 Xdi	Diesel	120	08/04->	D27DT, OM662LA(164) - E2				
Engine		Information		S10	T10	T20 - T23	T22 - T25	
All engines				7.0098				
				ENGINE				
2.7 Xdi 4x4	Diesel	118	03/11->	D27DT				
Engine		Information		S10	T10	T20 - T23	T22 - T25	
All engines				7.0098				
				ENGINE				
2.7 Xdi 4x4	Diesel	121	03/06-05/12	D27DT				
Engine		Information		S10	T10	T20 - T23	T22 - T25	
All engines				7.0098				
				ENGINE				
2.7 Xdi Turbo 4x4	Diesel	132	03/11->	D27DTP				
Engine		Information		S10	T10	T20 - T23	T22 - T25	
All engines				7.0098				
				ENGINE				
2.9 TD	Diesel	88	04/02->	OM60129TD, OM662LA				
Engine		Information		S10	T10	T20 - T23	T22 - T25	
All engines		01/08/04 ->		7.0098				
				ENGINE				
3.2 4x4	Petrol	162	04/02->	G32D, M104.981E32				
Engine		Information		S10	T10	T20 - T23	T22 - T25	
All engines		01/08/04 ->		7.0098				

RODIUS

				ENGINE				
3.2	Petrol	162	05/05->	M162E32				
Engine		Information		S10	T10	T20 - T23	T22 - T25	
All engines		-> 01/01/07, 01/02/07 ->		7.0098				

S10	OIL PRESSURE WARNING LIGHT SWITCH	T10	REVERSING LIGHT SWITCH	T20	BRAKE LIGHT SWITCH
T22	SWITCH CLUTCH CONTROL (CRUISE CONTROL)	T23	SWITCH BRAKE ACTUATION (ENGINE TIMING)	T25	SWITCH CLUTCH CONTROL (ENGINE CONTROL)

FUNCTIONS ON THE VEHICLE

Vehicle	alim.	kW	Date	Engine				
					S10	T10	T20 - T23	T22 - T25

				ENGINE
3.2 [ExtraEU]	Petrol	162	06/12->	M162E32

Engine	Information	S10	T10	T20 - T23	T22 - T25
All engines	-> 01/03/14	7.0098			

				ENGINE
3.2 4WD	Petrol	162	07/07->	M162E32

Engine	Information	S10	T10	T20 - T23	T22 - T25
All engines	-> 01/03/14	7.0098			

S10	OIL PRESSURE WARNING LIGHT SWITCH	T10	REVERSING LIGHT SWITCH	T20	BRAKE LIGHT SWITCH
T22	SWITCH CLUTCH CONTROL (CRUISE CONTROL)	T23	SWITCH BRAKE ACTUATION (ENGINE TIMING)	T25	SWITCH CLUTCH CONTROL (ENGINE CONTROL)

FUNCTIONS ON THE VEHICLE

Vehicle	alim.	kW	Date	Engine	 S10	 T10	 T20 - T23	 T22 - T25
---------	-------	----	------	--------	---	---	--	---

FORESTER I

2.0	Petrol	90	08/97-09/02	ENGINE EJ20J
-----	--------	----	-------------	-----------------

Engine	Information	S10	T10	T20 - T23	T22 - T25
All engines		7.0035			
All engines	with control switch		7.6236		
All engines	for reverse light		7.6341		
All engines	-cruise control			7.1052	T20

2.0 AWD	Petrol	90	08/97-09/02	ENGINE EJ20J, EJ20J
---------	--------	----	-------------	------------------------

Engine	Information	S10	T10	T20 - T23	T22 - T25
All engines	COL:milk white, spanner size 24, switch press. 0.2 bar	7.0035			
Eng. EJ20J	with control switch		7.6236		
All engines	for reverse light		7.6341		
All engines	-cruise control, spanner size 14, thread M10x1.25			7.1052	T20

2.0 AWD	Petrol	92	06/98-09/02	ENGINE EJ20J
---------	--------	----	-------------	-----------------

Engine	Information	S10	T10	T20 - T23	T22 - T25
All engines	COL:milk white, spanner size 24, switch press. 0.2 bar	7.0035			
All engines			7.6341		
All engines	-cruise control, spanner size 14, thread M10x1.25			7.1052	T20

2.0 S Turbo AWD	Petrol	125	06/98-04/01	ENGINE EJ20, EJ205
-----------------	--------	-----	-------------	-----------------------

Engine	Information	S10	T10	T20 - T23	T22 - T25
All engines	COL:milk white, spanner size 24, switch press. 0.2 bar	7.0035			
All engines	Driven unit: excl. oil pump, for reverse light, FP in transm.housing		7.6179		
All engines	-cruise control, spanner size 14, thread M10x1.25			7.1052	T20

2.0 S Turbo AWD	Petrol	130	04/01-09/02	ENGINE EJ205
-----------------	--------	-----	-------------	-----------------

Engine	Information	S10	T10	T20 - T23	T22 - T25
All engines	COL:milk white, spanner size 24, switch press. 0.2 bar	7.0035			
All engines	Driven unit: excl. oil pump		7.6179		
All engines	-cruise control, spanner size 14, thread M10x1.25			7.1052	T20

FORESTER II

2.0 AWD	Petrol	92	06/02-05/05	ENGINE EJ20, EJ201
---------	--------	----	-------------	-----------------------

Engine	Information	S10	T10	T20 - T23	T22 - T25
Eng. EJ201	COL:milk white, spanner size 24, switch press. 0.2 bar	7.0035			
Eng. EJ20	-> 30/06/04, L= 740 mm, parking and/or neutral, pole nr. 2		7.6236		
Eng. EJ20	01/04/04 ->, L= 730 mm, parking and/or neutral, pole nr. 2		7.6340		
All engines	for reverse light		7.6341		
All engines	-cruise control, spanner size 14, thread M10x1.25			7.1052	T20

2.0 S Turbo AWD	Petrol	130	09/02-05/05	ENGINE EJ20, EJ205
-----------------	--------	-----	-------------	-----------------------

Engine	Information	S10	T10	T20 - T23	T22 - T25
All engines	COL:milk white, spanner size 24, switch press. 0.2 bar	7.0035			
Eng. EJ20	for reverse light, no specific info conc. application available		7.6179		
Eng. EJ205			7.6341		
All engines	-cruise control, spanner size 14, thread M10x1.25			7.1052	T20

2.0 X AWD	Petrol	116	06/05-05/08	ENGINE EJ201, EJ204
-----------	--------	-----	-------------	------------------------

Engine	Information	S10	T10	T20 - T23	T22 - T25
All engines	COL:milk white, spanner size 24, switch press. 0.2 bar	7.0035			
All engines			7.6341		
All engines	-cruise control, spanner size 14, thread M10x1.25			7.1052	T20

2.5	Petrol	123	02/02->	ENGINE EJ253
-----	--------	-----	---------	-----------------

Engine	Information	S10	T10	T20 - T23	T22 - T25
All engines		7.0035			
All engines	parking and/or neutral		7.6340		
All engines	for reverse light		7.6341		

S10	OIL PRESSURE WARNING LIGHT SWITCH	T10	REVERSING LIGHT SWITCH	T20	BRAKE LIGHT SWITCH
T22	SWITCH CLUTCH CONTROL (CRUISE CONTROL)	T23	SWITCH BRAKE ACTUATION (ENGINE TIMING)	T25	SWITCH CLUTCH CONTROL (ENGINE CONTROL)

Vehicle	alim.	kW	Date	Engine	 S10	 T10	 T20 - T23	 T22 - T25
---------	-------	----	------	--------	---	---	--	---

ENGINE				
2.5	Petrol	130	02/02->	EJ251

Engine	Information	S10	T10	T20 - T23	T22 - T25
All engines		7.0035			
All engines	-> 30/06/04, L= 740 mm, parking and/or neutral, pole nr. 2		7.6236		
All engines	01/04/04 ->, L= 730 mm, parking and/or neutral, pole nr. 2		7.6340		
All engines	for reverse light		7.6341		

ENGINE				
2.5 AWD	Petrol	121	06/05-05/08	EJ25D

Engine	Information	S10	T10	T20 - T23	T22 - T25
All engines		7.0035			

ENGINE				
2.5 AWD	Petrol	155	12/03-05/05	EJ25, EJ255

Engine	Information	S10	T10	T20 - T23	T22 - T25
All engines	COL:milk white, spanner size 24, switch press. 0.2 bar	7.0035			
Eng. EJ255			7.6341		

ENGINE				
2.5 AWD	Petrol	171	01/04-12/09	EJ255

Engine	Information	S10	T10	T20 - T23	T22 - T25
All engines		7.0035			

ENGINE				
2.5 Prodrive Performance Pack AWD	Petrol	188	05/05-09/05	EJ255

Engine	Information	S10	T10	T20 - T23	T22 - T25
All engines		7.0035			

ENGINE				
2.5 RX Nato AWD	Petrol	115	11/02-12/08	EJ25, EJ251, EJ253

Engine	Information	S10	T10	T20 - T23	T22 - T25
All engines	COL:milk white, spanner size 24, switch press. 0.2 bar	7.0035			
Eng. EJ251, EJ253			7.6341		
Eng. EJ251, EJ253	-cruise control, spanner size 14, thread M10x1.25			7.1052	T20

ENGINE				
2.5 XT AWD	Petrol	169	06/05-05/08	EJ255

Engine	Information	S10	T10	T20 - T23	T22 - T25
All engines	COL:milk white, spanner size 24, switch press. 0.2 bar	7.0035			
All engines	XT(+)		7.6179		
All engines	-cruise control, spanner size 14, thread M10x1.25			7.1052	T20

FORESTER III

ENGINE				
2.0	Petrol	110	01/10-09/13	FB20A, FB20B

Engine	Information	S10	T10	T20 - T23	T22 - T25
All engines		7.0014	7.6341		
All engines	-cruise control, spanner size 14, thread M10x1.25			7.1052	T20

ENGINE				
2.0 [ExtraEU]	Petrol	177	08/12->	FA20E, FA20F

Engine	Information	S10	T10	T20 - T23	T22 - T25
All engines		7.0014			

ENGINE				
2.0 AWD	Petrol	110	01/08->	EJ20, EJ204, FB20

Engine	Information	S10	T10	T20 - T23	T22 - T25
Eng. EJ20, FB20	01/01/09 ->, no specific info conc. application available	7.0014			
Eng. EJ20	no specific info conc. application available	7.0035			
Eng. EJ20, FB20	parking and/or neutral		7.6340		
All engines	for reverse light		7.6341		
All engines	-cruise control, spanner size 14, thread M10x1.25			7.1052	T20

ENGINE				
2.0 BiFuel	Petrol/ Petroleum Gas (LPG)	110	01/09->	EJ204, FB20B

Engine	Information	S10	T10	T20 - T23	T22 - T25
Eng. FB20B		7.0014			

S10 OIL PRESSURE WARNING LIGHT SWITCH	T10 REVERSING LIGHT SWITCH	T20 BRAKE LIGHT SWITCH
T22 SWITCH CLUTCH CONTROL (CRUISE CONTROL)	T23 SWITCH BRAKE ACTUATION (ENGINE TIMING)	T25 SWITCH CLUTCH CONTROL (ENGINE CONTROL)

FUNCTIONS ON THE VEHICLE

Vehicle	alim.	kW	Date	Engine	 S10	 T10	 T20 - T23	 T22 - T25
---------	-------	----	------	--------	---	---	--	---

				ENGINE
2.0 BiFuel	Petrol/ Petro- leum Gas (LPG)	110	01/09->	EJ204, FB20B

Engine	Information	S10	T10	T20 - T23	T22 - T25
Eng. EJ204	COL:milk white, spanner size 24, switch press. 0.2 bar	7.0035			
All engines			7.6341		
Eng. EJ204	-cruise control, spanner size 14, thread M10x1.25			7.1052	T20

				ENGINE
2.0 D AWD	Diesel	108	09/08-09/13	EE20Z

Engine	Information	S10	T10	T20 - T23	T22 - T25
All engines			7.6341		
All engines	-cruise control, spanner size 14, thread M10x1.25			7.1052	T20

				ENGINE
2.5	Petrol	126	01/08->	EJ253, FB25

Engine	Information	S10	T10	T20 - T23	T22 - T25
Eng. FB25		7.0014			
Eng. EJ253		7.0035			
All engines	parking and/or neutral		7.6340		
All engines	for reverse light		7.6341		
Eng. EJ253	-cruise control, spanner size 14, thread M10x1.25			7.1052	T20

				ENGINE
2.5 [ExtraEU]	Petrol	126	07/14->	FB25B

Engine	Information	S10	T10	T20 - T23	T22 - T25
All engines		7.0014			

				ENGINE
2.5 AWD	Petrol	126	01/09-09/13	EJ25

Engine	Information	S10	T10	T20 - T23	T22 - T25
All engines		7.0014			
All engines	parking and/or neutral		7.6340		
All engines	for reverse light		7.6341		

				ENGINE
2.5 AWD	Petrol	169	06/08-09/13	EJ255

Engine	Information	S10	T10	T20 - T23	T22 - T25
All engines	-cruise control, spanner size 14, thread M10x1.25			7.1052	T20

FORESTER IV

				ENGINE
2.0 D	Diesel	108	08/12->	EJ20Z

Engine	Information	S10	T10	T20 - T23	T22 - T25
All engines		7.0035			
All engines	parking and/or neutral		7.6340		
All engines	for reverse light		7.6341		

				ENGINE
2.0 D AWD	Diesel	108	03/13->	EE20Z

Engine	Information	S10	T10	T20 - T23	T22 - T25
All engines	COL:milk white, spanner size 24, switch press. 0.2 bar	7.0035			
All engines	parking and/or neutral		7.6340		
All engines	for reverse light		7.6341		

				ENGINE
2.0 i AWD	Petrol	110	03/13->	FB20

Engine	Information	S10	T10	T20 - T23	T22 - T25
All engines		7.0014			
All engines	L= 730 mm, parking and/or neutral, pole nr. 2		7.6340		
All engines	for reverse light		7.6341		

				ENGINE
2.0 XT	Petrol	177	08/12->	EJ20 (Turbo)

Engine	Information	S10	T10	T20 - T23	T22 - T25
All engines		7.0014			

				ENGINE
2.0 XT AWD	Petrol	177	03/13->	FA20, FA20E, FA20F

Engine	Information	S10	T10	T20 - T23	T22 - T25
All engines		7.0014			

S10	OIL PRESSURE WARNING LIGHT SWITCH	T10	REVERSING LIGHT SWITCH	T20	BRAKE LIGHT SWITCH
T22	SWITCH CLUTCH CONTROL (CRUISE CONTROL)	T23	SWITCH BRAKE ACTUATION (ENGINE TIMING)	T25	SWITCH CLUTCH CONTROL (ENGINE CONTROL)

FUNCTIONS ON THE VEHICLE

Vehicle	alim.	kW	Date	Engine				
					S10	T10	T20 - T23	T22 - T25

				ENGINE
2.5	Petrol	127	08/12->	EJ25

Engine	Information	S10	T10	T20 - T23	T22 - T25
All engines		7.0014			

IMPREZA

				ENGINE
2.5 Sti	Petrol	195	07/10-08/13	EJ257

Engine	Information	S10	T10	T20 - T23	T22 - T25
All engines	COL:milk white, spanner size 24, switch press. 0.2 bar	7.0035			

IMPREZA I

				ENGINE
1.6	Petrol	66	01/93-12/00	EJ16E

Engine	Information	S10	T10	T20 - T23	T22 - T25
All engines		7.0035		7.1052 T20	
All engines	-> 30/09/94, for reverse light, L= 720 mm, pole nr. 2		7.6181		
All engines	01/01/94 ->, L= 740 mm, parking and/or neutral		7.6236		
All engines	01/01/94 ->, for reverse light, no specific info conc. application available		7.6341		

				ENGINE
1.6	Petrol	70	09/98-09/00	EJ161

Engine	Information	S10	T10	T20 - T23	T22 - T25
All engines		7.0035		7.1052 T20	
All engines	parking and/or neutral		7.6236		
All engines	for reverse light		7.6341		

				ENGINE
1.6 i	Petrol	66	08/92-12/00	EJ16

Engine	Information	S10	T10	T20 - T23	T22 - T25
All engines		7.0035		7.1052 T20	
All engines	-> 30/09/94, for reverse light, L= 720 mm, pole nr. 2		7.6181		
All engines	01/01/94 ->, L= 740 mm, parking and/or neutral		7.6236		
All engines	01/01/94 ->, for reverse light, no specific info conc. application available		7.6341		

				ENGINE
1.6 i	Petrol	70	06/98-12/00	EJ161

Engine	Information	S10	T10	T20 - T23	T22 - T25
All engines		7.0035		7.1052 T20	
All engines	parking and/or neutral		7.6236		
All engines	for reverse light		7.6341		

				ENGINE
1.6 i AWD	Petrol	66	08/92-12/00	EJ16

Engine	Information	S10	T10	T20 - T23	T22 - T25
All engines		7.0035		7.1052 T20	
All engines	-> 30/09/94, for reverse light, L= 720 mm, pole nr. 2		7.6181		
All engines	01/01/94 ->, L= 740 mm, parking and/or neutral		7.6236		
All engines	01/01/94 ->, for reverse light, no specific info conc. application available		7.6341		

				ENGINE
1.6 i AWD	Petrol	70	06/98-12/00	EJ161

Engine	Information	S10	T10	T20 - T23	T22 - T25
All engines		7.0035		7.1052 T20	
All engines	parking and/or neutral		7.6236		
All engines	for reverse light		7.6341		

				ENGINE
1.8 AWD	Petrol	76	01/93-10/95	EJ18


Engine	Information	S10	T10	T20 - T23	T22 - T25
All engines		7.0035		7.1052 T20	
All engines	-> 30/09/94, for reverse light, L= 720 mm, pole nr. 2		7.6181		
All engines	01/01/94 ->, L= 740 mm, parking and/or neutral		7.6236		
All engines	01/01/94 ->, for reverse light, no specific info conc. application available		7.6341		

				ENGINE
1.8 i	Petrol	0	08/92-12/00	EJ181

Engine	Information	S10	T10	T20 - T23	T22 - T25
All engines		7.0035		7.1052 T20	

S10	OIL PRESSURE WARNING LIGHT SWITCH	T10	REVERSING LIGHT SWITCH	T20	BRAKE LIGHT SWITCH
T22	SWITCH CLUTCH CONTROL (CRUISE CONTROL)	T23	SWITCH BRAKE ACTUATION (ENGINE TIMING)	T25	SWITCH CLUTCH CONTROL (ENGINE CONTROL)

FUNCTIONS ON THE VEHICLE

Vehicle	alim.	kW	Date	Engine	 S10	 T10	 T20 - T23	 T22 - T25
---------	-------	----	------	--------	---	---	--	---

				ENGINE
1.8 i	Petrol	76	11/95-06/96	EJ18E

Engine	Information	S10	T10	T20 - T23	T22 - T25
All engines		7.0035		7.1052 T20	
All engines	parking and/or neutral		7.6236		
All engines	for reverse light		7.6341		

				ENGINE
1.8 i AWD	Petrol	76	08/92-12/00	EJ18, EJ18E

Engine	Information	S10	T10	T20 - T23	T22 - T25
All engines		7.0035		7.1052 T20	
All engines	-> 30/09/94, for reverse light, L= 720 mm, pole nr. 2		7.6181		
All engines	01/01/94 ->, L= 740 mm, parking and/or neutral		7.6236		
All engines	01/01/94 ->, for reverse light, no specific info conc. application available		7.6341		

				ENGINE
2.0	Petrol	85	09/96-08/98	EJ20E

Engine	Information	S10	T10	T20 - T23	T22 - T25
All engines		7.0035		7.1052 T20	
All engines	parking and/or neutral		7.6236		
All engines	for reverse light		7.6341		

				ENGINE
2.0	Petrol	92	09/98-09/00	EJ201

Engine	Information	S10	T10	T20 - T23	T22 - T25
All engines		7.0035		7.1052 T20	
All engines	parking and/or neutral		7.6236		
All engines	for reverse light		7.6341		

				ENGINE
2.0 AWD	Petrol	85	12/95-12/00	EJ20E

Engine	Information	S10	T10	T20 - T23	T22 - T25
All engines		7.0035		7.1052 T20	
All engines	parking and/or neutral		7.6236		
All engines	for reverse light		7.6341		

				ENGINE
2.0 i	Petrol	85	11/95-09/00	EJ20E

Engine	Information	S10	T10	T20 - T23	T22 - T25
All engines		7.0035		7.1052 T20	
All engines	parking and/or neutral		7.6236		
All engines	for reverse light		7.6341		

				ENGINE
2.0 i	Petrol	92	09/98-09/00	EJ201

Engine	Information	S10	T10	T20 - T23	T22 - T25
All engines		7.0035		7.1052 T20	
All engines	parking and/or neutral		7.6236		
All engines	for reverse light		7.6341		

				ENGINE
2.0 i 16V AWD	Petrol	92	06/98-12/00	EJ20, EJ20E

Engine	Information	S10	T10	T20 - T23	T22 - T25
All engines		7.0035		7.1052 T20	
All engines	parking and/or neutral		7.6236		
All engines	for reverse light		7.6341		

				ENGINE
2.0 i AWD	Petrol	85	10/95-12/00	EJ20, EJ20E

Engine	Information	S10	T10	T20 - T23	T22 - T25
All engines		7.0035		7.1052 T20	
All engines	parking and/or neutral		7.6236		
All engines	for reverse light		7.6341		

				ENGINE
2.0 i AWD	Petrol	92	06/98-12/00	EJ201

Engine	Information	S10	T10	T20 - T23	T22 - T25
All engines		7.0035		7.1052 T20	
All engines	parking and/or neutral		7.6236		
All engines	for reverse light		7.6341		

S10 OIL PRESSURE WARNING LIGHT SWITCH	T10 REVERSING LIGHT SWITCH	T20 BRAKE LIGHT SWITCH
T22 SWITCH CLUTCH CONTROL (CRUISE CONTROL)	T23 SWITCH BRAKE ACTUATION (ENGINE TIMING)	T25 SWITCH CLUTCH CONTROL (ENGINE CONTROL)

FUNCTIONS ON THE VEHICLE

Vehicle	alim.	kW	Date	Engine	 S10	 T10	 T20 - T23	 T22 - T25
---------	-------	----	------	--------	---	---	--	---

				ENGINE
2.0 i Turbo AWD	Petrol	155	03/94-12/00	EJ20 (Turbo)

Engine	Information	S10	T10	T20 - T23	T22 - T25
All engines		7.0035		7.1052 T20	
All engines	for reverse light		7.6179		

				ENGINE
2.0 Turbo AWD	Petrol	155	12/96-12/00	EJ20G

Engine	Information	S10	T10	T20 - T23	T22 - T25
All engines		7.0035		7.1052 T20	
All engines	for reverse light		7.6179		

				ENGINE
2.0 Turbo GT AWD	Petrol	155	03/94-12/00	EJ20 (Turbo)

Engine	Information	S10	T10	T20 - T23	T22 - T25
All engines		7.0035		7.1052 T20	
All engines	for reverse light		7.6179		

				ENGINE
2.0 Turbo GT AWD	Petrol	160	06/98-12/00	EJ205

Engine	Information	S10	T10	T20 - T23	T22 - T25
All engines		7.0035		7.1052 T20	
All engines	for reverse light		7.6179		

				ENGINE
2.2 i	Petrol	0	11/93-08/98	EJ22E, EJ22EZ

Engine	Information	S10	T10	T20 - T23	T22 - T25
All engines		7.0035			
All engines	+manual transmission, -> 31/07/94		7.6181		
All engines	+alarm switch, +manual transmission, 01/08/94 ->		7.6236		
All engines	+manual transmission, 01/08/94 ->		7.6341		
All engines	pole nr. 2			7.1052 T20	

				ENGINE
2.5 i	Petrol	0	11/93-08/98	EJ253, EJ25D

Engine	Information	S10	T10	T20 - T23	T22 - T25
All engines		7.0035		7.1052 T20	
All engines	+manual transmission, -> 31/07/94		7.6181		
All engines	+alarm switch, +manual transmission, 01/08/94 ->		7.6236		
All engines	+manual transmission, 01/08/94 ->		7.6341		

IMPREZA II

				ENGINE
1.5	Petrol	74	06/01-09/05	EL15, EL154

Engine	Information	S10	T10	T20 - T23	T22 - T25
All engines	COL:milk white, spanner size 24, switch press. 0.2 bar	7.0035			
Eng. EL15	parking and/or neutral		7.6340		
All engines	for reverse light		7.6341		
All engines	spanner size 14, thread M10x1.25			7.1052 T20	

				ENGINE
1.5	Petrol	81	10/05->	EL15, EL154

Engine	Information	S10	T10	T20 - T23	T22 - T25
All engines	COL:milk white, spanner size 24, switch press. 0.2 bar	7.0035			
Eng. EL15	parking and/or neutral		7.6340		
All engines	for reverse light		7.6341		
All engines	spanner size 14, thread M10x1.25			7.1052 T20	





				ENGINE
1.5 AWD	Petrol	77	05/06-03/07	EL15, EL154

Engine	Information	S10	T10	T20 - T23	T22 - T25
All engines	COL:milk white, spanner size 24, switch press. 0.2 bar	7.0035			
Eng. EL15	parking and/or neutral		7.6340		
All engines	for reverse light		7.6341		
All engines	spanner size 14, thread M10x1.25			7.1052 T20	

				ENGINE
1.5 AWD	Petrol	81	10/05->	EL15, EL154(105)

Engine	Information	S10	T10	T20 - T23	T22 - T25
All engines		7.0035		7.1052 T20	
All engines	parking and/or neutral		7.6340		

S10 OIL PRESSURE WARNING LIGHT SWITCH	T10 REVERSING LIGHT SWITCH	T20 BRAKE LIGHT SWITCH
T22 SWITCH CLUTCH CONTROL (CRUISE CONTROL)	T23 SWITCH BRAKE ACTUATION (ENGINE TIMING)	T25 SWITCH CLUTCH CONTROL (ENGINE CONTROL)

Vehicle	alim.	kW	Date	Engine	FUNCTIONS ON THE VEHICLE			
					 S10	 T10	 T20 - T23	 T22 - T25

ENGINE				
1.5 AWD	Petrol	81	10/05->	EL15, EL154(105)

Engine	Information	S10	T10	T20 - T23	T22 - T25
All engines	for reverse light		7.6341		

ENGINE				
1.6	Petrol	70	10/00-09/06	EJ161

Engine	Information	S10	T10	T20 - T23	T22 - T25
All engines	COL:milk white, spanner size 24, switch press. 0.2 bar	7.0035			
All engines			7.6341		
All engines	spanner size 14, thread M10x1.25			7.1052	T20

ENGINE				
1.6 AWD	Petrol	70	12/00-06/09	EJ16, EJ161

Engine	Information	S10	T10	T20 - T23	T22 - T25
All engines	COL:milk white, spanner size 24, switch press. 0.2 bar	7.0035			
Eng. EJ16	-> 30/06/04, L= 740 mm, parking and/or neutral, pole nr. 2		7.6236		
Eng. EJ16	01/04/04 ->, no specific info conc. application available, parking and/or neutral		7.6340		
All engines	for reverse light		7.6341		
All engines	spanner size 14, thread M10x1.25			7.1052	T20

ENGINE				
2.0 AWD	Petrol	184	10/05-03/07	EJ205

Engine	Information	S10	T10	T20 - T23	T22 - T25
All engines	COL:milk white, spanner size 24, switch press. 0.2 bar	7.0035			
All engines	NOT FOR:(AUS), spanner size 14, thread M10x1.25			7.1052	T20

ENGINE				
2.0 AWD	Petrol	92	12/00-12/07	EJ20, EJ201

Engine	Information	S10	T10	T20 - T23	T22 - T25
All engines	COL:milk white, spanner size 24, switch press. 0.2 bar	7.0035			
Eng. EJ20	-> 30/06/04, L= 740 mm, parking and/or neutral, pole nr. 2		7.6236		
Eng. EJ20	01/04/04 ->, L= 730 mm, parking and/or neutral, pole nr. 2		7.6340		
Eng. EJ20	for reverse light		7.6341		
All engines	-cruise control, pole nr. 2, spanner size 14, thread M10x1.25			7.1052	T20

ENGINE				
2.0 i AWD	Petrol	150	12/01-11/02	EJ205

Engine	Information	S10	T10	T20 - T23	T22 - T25
All engines		7.0035			
All engines	for reverse light		7.6179		
All engines	pole nr. 2			7.1052	T20

ENGINE				
2.0 i AWD	Petrol	92	12/00-06/09	EJ201

Engine	Information	S10	T10	T20 - T23	T22 - T25
All engines	COL:milk white, spanner size 24, switch press. 0.2 bar	7.0035			
All engines			7.6341		
All engines	-cruise control, spanner size 14, thread M10x1.25			7.1052	T20

ENGINE				
2.0 i R AWD	Petrol	118	09/05-06/07	EJ20, EJ204

Engine	Information	S10	T10	T20 - T23	T22 - T25
All engines	COL:milk white, spanner size 24, switch press. 0.2 bar	7.0035			
Eng. EJ20	parking and/or neutral		7.6340		
All engines	for reverse light		7.6341		
All engines	-cruise control, pole nr. 2, spanner size 14, thread M10x1.25			7.1052	T20

ENGINE				
2.0 i WRX AWD	Petrol	168	12/02-09/05	EJ205

Engine	Information	S10	T10	T20 - T23	T22 - T25
All engines		7.0035			
All engines	-> 30/06/04, for reverse light, no specific info conc. application available		7.6179		
All engines	pole nr. 2			7.1052	T20

S10	OIL PRESSURE WARNING LIGHT SWITCH	T10	REVERSING LIGHT SWITCH	T20	BRAKE LIGHT SWITCH
T22	SWITCH CLUTCH CONTROL (CRUISE CONTROL)	T23	SWITCH BRAKE ACTUATION (ENGINE TIMING)	T25	SWITCH CLUTCH CONTROL (ENGINE CONTROL)

FUNCTIONS ON THE VEHICLE

Vehicle	alim.	kW	Date	Engine	 S10	 T10	 T20 - T23	 T22 - T25
---------	-------	----	------	--------	---	---	--	---

2.0 Turbo AWD Petrol **160** 12/00-12/05 **ENGINE EJ205**

Engine	Information	S10	T10	T20 - T23	T22 - T25
All engines	COL:milk white, spanner size 24, switch press. 0.2 bar	7.0035			
All engines	-> 01/06/04		7.6179		
All engines	NOT FOR:(AUS), spanner size 14, thread M10x1.25			7.1052 T20	

2.0 WRX STi AWD Petrol **195** 11/01-09/05 **ENGINE EJ207**

Engine	Information	S10	T10	T20 - T23	T22 - T25
All engines	COL:milk white, spanner size 24, switch press. 0.2 bar	7.0035			
All engines	NOT FOR:(AUS), pole nr. 2, spanner size 14, STI, STIPRO, thread M10x1.25			7.1052 T20	

2.0 WRX STi AWD Petrol **235** 02/04-07/05 **ENGINE EJ207**

Engine	Information	S10	T10	T20 - T23	T22 - T25
All engines	COL:milk white, spanner size 24, switch press. 0.2 bar	7.0035			
All engines	NOT FOR:(AUS), spanner size 14, STI, STIPRO, thread M10x1.25			7.1052 T20	

2.0 WRX Turbo AWD Petrol **160** 12/00-12/05 **ENGINE EJ205**

Engine	Information	S10	T10	T20 - T23	T22 - T25
All engines	COL:milk white, spanner size 24, switch press. 0.2 bar	7.0035			
All engines	-> 01/06/04		7.6179		
All engines	NOT FOR:(AUS), spanner size 14, thread M10x1.25			7.1052 T20	

2.0 WRX Turbo AWD Petrol **165** 12/02-03/07 **ENGINE EJ205**

Engine	Information	S10	T10	T20 - T23	T22 - T25
All engines	COL:milk white, spanner size 24, switch press. 0.2 bar	7.0035			
All engines	-> 01/06/04		7.6179		
All engines	NOT FOR:(AUS), spanner size 14, thread M10x1.25			7.1052 T20	

2.5 AWD Petrol **112** 12/02-09/05 **ENGINE EJ25**

Engine	Information	S10	T10	T20 - T23	T22 - T25
All engines		7.0035			
All engines	-> 30/06/04, L= 740 mm, parking and/or neutral, pole nr. 2		7.6236		
All engines	01/04/04 ->, L= 730 mm, parking and/or neutral, pole nr. 2		7.6340		
All engines	for reverse light		7.6341		

2.5 AWD Petrol **130** 03/01-09/05 **ENGINE EJ251**

Engine	Information	S10	T10	T20 - T23	T22 - T25
All engines	COL:milk white, spanner size 24, switch press. 0.2 bar	7.0035			
All engines			7.6341		
All engines	-cruise control, spanner size 14, thread M10x1.25			7.1052 T20	

2.5 AWD Petrol **221** 10/05-03/07 **ENGINE EJ257**

Engine	Information	S10	T10	T20 - T23	T22 - T25
All engines	COL:milk white, spanner size 24, switch press. 0.2 bar	7.0035			
All engines	NOT FOR:(AUS), pole nr. 2, spanner size 14, STI, STIS, thread M10x1.25			7.1052 T20	

2.5 GB270 AWD Petrol **198** 07/07-12/07 **ENGINE EJ255**

Engine	Information	S10	T10	T20 - T23	T22 - T25
All engines	COL:milk white, spanner size 24, switch press. 0.2 bar	7.0035			

2.5 i AWD Petrol **112** 12/02-09/05 **ENGINE EJ251**

Engine	Information	S10	T10	T20 - T23	T22 - T25
All engines		7.0035			
All engines	-> 30/06/04, L= 740 mm, parking and/or neutral, pole nr. 2		7.6236		
All engines	01/04/04 ->, L= 730 mm, parking and/or neutral, pole nr. 2		7.6340		
All engines	for reverse light		7.6341		

S10 OIL PRESSURE WARNING LIGHT SWITCH	T10 REVERSING LIGHT SWITCH	T20 BRAKE LIGHT SWITCH
T22 SWITCH CLUTCH CONTROL (CRUISE CONTROL)	T23 SWITCH BRAKE ACTUATION (ENGINE TIMING)	T25 SWITCH CLUTCH CONTROL (ENGINE CONTROL)

Vehicle	alim.	kW	Date	Engine	FUNCTIONS ON THE VEHICLE			
					S10	T10	T20 - T23	T22 - T25

ENGINE				
2.5 i WRX AWD	Petrol	169	09/05-12/08	EJ255

Engine	Information	S10	T10	T20 - T23	T22 - T25
All engines	COL:milk white, spanner size 24, switch press. 0.2 bar	7.0035			
All engines	NOT FOR:(AUS), spanner size 14, thread M10x1.25, WRX, WRXC			7.1052 T20	

ENGINE				
2.5 WRX AWD	Petrol	169	09/05-12/08	EJ255

Engine	Information	S10	T10	T20 - T23	T22 - T25
All engines	COL:milk white, spanner size 24, switch press. 0.2 bar	7.0035			
All engines	NOT FOR:(AUS), spanner size 14, thread M10x1.25, WRX, WRXC			7.1052 T20	

ENGINE				
2.5 WRX STi AWD	Petrol	206	09/05-12/07	EJ257

Engine	Information	S10	T10	T20 - T23	T22 - T25
All engines	COL:milk white, spanner size 24, switch press. 0.2 bar	7.0035			
All engines	NOT FOR:(AUS), spanner size 14, STi, STiS, thread M10x1.25			7.1052 T20	

IMPREZA III

ENGINE				
1.5	Petrol	79	02/08->	EL15, EL154

Engine	Information	S10	T10	T20 - T23	T22 - T25
All engines	COL:milk white, spanner size 24, switch press. 0.2 bar	7.0035			
Eng. EL15	parking and/or neutral		7.6340		
All engines	for reverse light		7.6341		

ENGINE				
1.5 AWD	Petrol	79	02/08->	EL15, EL154

Engine	Information	S10	T10	T20 - T23	T22 - T25
All engines	COL:milk white, spanner size 24, switch press. 0.2 bar	7.0035			
Eng. EL15	parking and/or neutral		7.6340		
All engines	for reverse light		7.6341		

ENGINE				
1.5 F	Petrol	79	02/08-03/12	EL15, EL154

Engine	Information	S10	T10	T20 - T23	T22 - T25
All engines	COL:milk white, spanner size 24, switch press. 0.2 bar	7.0035			
Eng. EL15	parking and/or neutral		7.6340		
All engines	for reverse light		7.6341		

ENGINE				
2.0	Petrol	110	02/08->	EJ204

Engine	Information	S10	T10	T20 - T23	T22 - T25
All engines	01/03/10 ->	7.0014			
All engines	-> 30/09/11	7.0035			
All engines	parking and/or neutral		7.6340		
All engines	for reverse light		7.6341		

ENGINE				
2.0 D AWD	Diesel	110	01/09->	EE20Z, EJ20Z

Engine	Information	S10	T10	T20 - T23	T22 - T25
All engines	COL:milk white, spanner size 24, switch press. 0.2 bar	7.0035			
Eng. EJ20Z	parking and/or neutral		7.6340		
All engines	for reverse light		7.6341		

ENGINE				
2.0 D AWD	Diesel	80	01/11-12/11	EE20Z





Engine	Information	S10	T10	T20 - T23	T22 - T25
All engines	COL:milk white, spanner size 24, switch press. 0.2 bar	7.0035			
All engines			7.6341		

ENGINE				
2.0 i AWD	Petrol	110	01/11->	EJ204

Engine	Information	S10	T10	T20 - T23	T22 - T25
All engines	01/03/10 ->	7.0014			
All engines	-> 01/02/10, COL:milk white, spanner size 24, switch press. 0.2 bar	7.0035			
All engines			7.6341		

S10	OIL PRESSURE WARNING LIGHT SWITCH	T10	REVERSING LIGHT SWITCH	T20	BRAKE LIGHT SWITCH
T22	SWITCH CLUTCH CONTROL (CRUISE CONTROL)	T23	SWITCH BRAKE ACTUATION (ENGINE TIMING)	T25	SWITCH CLUTCH CONTROL (ENGINE CONTROL)

FUNCTIONS ON THE VEHICLE

Vehicle	alim.	kW	Date	Engine	 S10	 T10	 T20 - T23	 T22 - T25
---------	-------	----	------	--------	---	---	--	---

ENGINE				
2.0 R AWD	Petrol	110	01/08-03/12	EJ204

Engine	Information	S10	T10	T20 - T23	T22 - T25
All engines	01/03/10 ->	7.0014			
All engines	-> 01/02/10, COL:milk white, spanner size 24, switch press. 0.2 bar	7.0035			
All engines			7.6341		

ENGINE				
2.5	Petrol	221	02/08->	EJ257

Engine	Information	S10	T10	T20 - T23	T22 - T25
All engines		7.0035			

ENGINE				
2.5 AWD	Petrol	169	01/08->	EJ255

Engine	Information	S10	T10	T20 - T23	T22 - T25
All engines	COL:milk white, spanner size 24, switch press. 0.2 bar	7.0035			

ENGINE				
2.5 AWD	Petrol	200	01/07-12/07	EJ255

Engine	Information	S10	T10	T20 - T23	T22 - T25
All engines	spanner size 14, thread M10x1.25			7.1052 T20	

ENGINE				
2.5 AWD	Petrol	235	02/07-12/07	EJ257

Engine	Information	S10	T10	T20 - T23	T22 - T25
All engines	COL:milk white, spanner size 24, switch press. 0.2 bar	7.0035			

ENGINE				
2.5 STI CS400 AWD	Petrol	294	04/10-08/13	EJ257

Engine	Information	S10	T10	T20 - T23	T22 - T25
All engines	COL:milk white, spanner size 24, switch press. 0.2 bar	7.0035			

ENGINE				
2.5 WRX S AWD	Petrol	188	02/09-12/10	EJ257

Engine	Information	S10	T10	T20 - T23	T22 - T25
All engines	COL:milk white, spanner size 24, switch press. 0.2 bar	7.0035			

ENGINE				
2.5 WRX SE AWD	Petrol	195	01/09-12/14	EJ257

Engine	Information	S10	T10	T20 - T23	T22 - T25
All engines	COL:milk white, spanner size 24, switch press. 0.2 bar	7.0035			

ENGINE				
2.5 WRX STI 330S AWD	Petrol	243	05/09-12/10	EJ255, EJ257

Engine	Information	S10	T10	T20 - T23	T22 - T25
All engines	COL:milk white, spanner size 24, switch press. 0.2 bar	7.0035			

ENGINE				
2.5 WRX STI AWD	Petrol	221	01/08->	EJ257

Engine	Information	S10	T10	T20 - T23	T22 - T25
All engines	COL:milk white, spanner size 24, switch press. 0.2 bar	7.0035			

IMPREZA IV

ENGINE				
1.5	Petrol	85	09/08-12/11	EL154

Engine	Information	S10	T10	T20 - T23	T22 - T25
All engines	COL:milk white, spanner size 24, switch press. 0.2 bar	7.0035			
All engines			7.6341		

ENGINE				
1.5 [ExtraEU]	Petrol	81	10/05-03/07	EL154



Engine	Information	S10	T10	T20 - T23	T22 - T25
All engines	COL:milk white, spanner size 24, switch press. 0.2 bar	7.0035			
All engines			7.6341		
All engines	spanner size 14, thread M10x1.25			7.1052 T20	

ENGINE				
1.5 BiFuel	Petrol/ Petroleum Gas (LPG)	79	01/10-03/12	EL154

Engine	Information	S10	T10	T20 - T23	T22 - T25
All engines	COL:milk white, spanner size 24, switch press. 0.2 bar	7.0035			

S10 OIL PRESSURE WARNING LIGHT SWITCH	T10 REVERSING LIGHT SWITCH	T20 BRAKE LIGHT SWITCH
T22 SWITCH CLUTCH CONTROL (CRUISE CONTROL)	T23 SWITCH BRAKE ACTUATION (ENGINE TIMING)	T25 SWITCH CLUTCH CONTROL (ENGINE CONTROL)

FUNCTIONS ON THE VEHICLE

Vehicle	alim.	kW	Date	Engine	 S10	 T10	 T20 - T23	 T22 - T25
---------	-------	----	------	--------	---	---	--	---

				ENGINE
1.5 BiFuel	Petrol/ Petro- leum Gas (LPG)	79	01/10-03/12	EL154

Engine	Information	S10	T10	T20 - T23	T22 - T25
All engines			7.6341		

				ENGINE
1.5 BiFuel	Petrol/ Petro- leum Gas (LPG)	82	01/09-12/10	EL154

Engine	Information	S10	T10	T20 - T23	T22 - T25
All engines	COL:milk white, spanner size 24, switch press. 0.2 bar	7.0035			
All engines			7.6341		

				ENGINE
1.6	Petrol	84	06/12-09/16	FB16A, FB16B

Engine	Information	S10	T10	T20 - T23	T22 - T25
All engines		7.0014	7.6341		

				ENGINE
1.6 AWD	Petrol	85	01/15->	FB16B

Engine	Information	S10	T10	T20 - T23	T22 - T25
All engines		7.0014	7.6341		

				ENGINE
1.6 i	Petrol	84	06/12-09/16	FB16, FB16B

Engine	Information	S10	T10	T20 - T23	T22 - T25
All engines		7.0014			
Eng. FB16	parking and/or neutral, -start-stop function, version GJ, version GP		7.6340		
All engines	for reverse light, no specific info conc. application available, version GJ, version GP		7.6341		

				ENGINE
1.6 i	Petrol	85	12/11-10/16	FB16

Engine	Information	S10	T10	T20 - T23	T22 - T25
All engines		7.0014			
All engines	parking and/or neutral, -start-stop function, version GJ, version GP		7.6340		
All engines	for reverse light, no specific info conc. application available, version GJ, version GP		7.6341		

				ENGINE
1.6 i AWD	Petrol	84	06/12->	FB16, FB16A, FB16B

Engine	Information	S10	T10	T20 - T23	T22 - T25
All engines		7.0014			
Eng. FB16	parking and/or neutral, -start-stop function, version GJ, version GP		7.6340		
All engines	for reverse light, FOR:(USA), no specific info conc. application available, version GJ, version GP		7.6341		

				ENGINE
1.6 i AWD	Petrol	85	12/11-10/16	FB16

Engine	Information	S10	T10	T20 - T23	T22 - T25
All engines		7.0014			
All engines	parking and/or neutral, -start-stop function, version GJ, version GP		7.6340		
All engines	for reverse light, no specific info conc. application available, version GJ, version GP		7.6341		

				ENGINE
2.0	Petrol	110	01/12->	FB20





Engine	Information	S10	T10	T20 - T23	T22 - T25
All engines		7.0014			
All engines	parking and/or neutral, -start-stop function		7.6340		
All engines	for reverse light		7.6341		

				ENGINE
2.0	Petrol	118	12/07-03/12	EJ204

Engine	Information	S10	T10	T20 - T23	T22 - T25
All engines	01/03/10 ->, FOR:(IL)	7.0014			
All engines	-> 01/02/10, 01/03/10 ->, COL:milk white, NOT FOR:(IL), spanner size 24, switch press. 0.2 bar	7.0035			

S10	OIL PRESSURE WARNING LIGHT SWITCH	T10	REVERSING LIGHT SWITCH	T20	BRAKE LIGHT SWITCH
T22	SWITCH CLUTCH CONTROL (CRUISE CONTROL)	T23	SWITCH BRAKE ACTUATION (ENGINE TIMING)	T25	SWITCH CLUTCH CONTROL (ENGINE CONTROL)

FUNCTIONS ON THE VEHICLE

Vehicle	alim.	kW	Date	Engine	 S10	 T10	 T20 - T23	 T22 - T25
---------	-------	----	------	--------	---	---	--	---

ENGINE				
2.0 [ExtraEU]	Petrol	103	04/07-08/09	EJ204

Engine	Information	S10	T10	T20 - T23	T22 - T25
All engines	COL:milk white, spanner size 24, switch press. 0.2 bar	7.0035			

ENGINE				
2.0 [ExtraEU]	Petrol	110	08/11-12/16	FB20B

Engine	Information	S10	T10	T20 - T23	T22 - T25
All engines		7.0014	7.6341		

ENGINE				
2.0 AWD	Petrol	110	01/12->	FB20B

Engine	Information	S10	T10	T20 - T23	T22 - T25
All engines		7.0014	7.6341		

ENGINE				
2.0 BiFuel	Petrol/ Petroleum Gas (LPG)	110	01/09-03/12	EJ204

Engine	Information	S10	T10	T20 - T23	T22 - T25
All engines	01/03/10 ->	7.0014			
All engines	-> 01/02/10, COL:milk white, spanner size 24, switch press. 0.2 bar	7.0035			
All engines			7.6341		

ENGINE				
2.5 [ExtraEU]	Petrol	112	12/02-09/05	EJ251

Engine	Information	S10	T10	T20 - T23	T22 - T25
All engines	COL:milk white, spanner size 24, switch press. 0.2 bar	7.0035			
All engines	-cruise control, spanner size 14, thread M10x1.25			7.1052 T20	

J-SERIES

ENGINE				
1.0i EFC-SYS	Petrol	0	01/89->	--

Engine	Information	S10	T10	T20 - T23	T22 - T25
All engines		7.0014		7.1027 T20	

ENGINE				
1.2i EFC-SYS	Petrol	0	01/89->	--

Engine	Information	S10	T10	T20 - T23	T22 - T25
All engines		7.0014		7.1027 T20	

JUSTY I

ENGINE				
1.2i EMPI [USA]	Petrol	0	01/91->	--

Engine	Information	S10	T10	T20 - T23	T22 - T25
All engines		7.0014		7.1027 T20	

JUSTY II

ENGINE				
1.3 4x4	Petrol	63	04/01-11/03	G13BB

Engine	Information	S10	T10	T20 - T23	T22 - T25
All engines			7.6219	7.1205 T20	

ENGINE				
1.3 GX 4x4	Petrol	50	10/95-11/03	G13BA

Engine	Information	S10	T10	T20 - T23	T22 - T25
All engines			7.6219	7.1205 T20	

ENGINE				
1.3i	Petrol	50	05/96-09/00	G13BA




Engine	Information	S10	T10	T20 - T23	T22 - T25
All engines		7.0017	7.6119	7.1169 T20	

JUSTY III

ENGINE				
1.0 BiFuel	Petrol/ Petroleum Gas (LPG)	52	09/07-03/12	1KR-FE





Engine	Information	S10	T10	T20 - T23	T22 - T25
All engines				7.1178 T20	

S10	OIL PRESSURE WARNING LIGHT SWITCH	T10	REVERSING LIGHT SWITCH	T20	BRAKE LIGHT SWITCH
T22	SWITCH CLUTCH CONTROL (CRUISE CONTROL)	T23	SWITCH BRAKE ACTUATION (ENGINE TIMING)	T25	SWITCH CLUTCH CONTROL (ENGINE CONTROL)

Vehicle	alim.	kW	Date	Engine	FUNCTIONS ON THE VEHICLE			
					 S10	 T10	 T20 - T23	 T22 - T25
ENGINE								
1.3	Petrol	63	10/00-11/03	G13BB				
Engine					S10	T10	T20 - T23	T22 - T25
All engines						7.6219	7.1205	T20
ENGINE								
1.3	Petrol	66	12/03-08/07	M13A				
Engine					S10	T10	T20 - T23	T22 - T25
All engines						7.6219	7.1205	T20
ENGINE								
1.3 AWD	Petrol	69	09/03->	M13A				
Engine					S10	T10	T20 - T23	T22 - T25
All engines						7.6219	7.1205	T20
ENGINE								
1.3 CDTi	Diesel	51	12/03-08/07	Z 13 DT				
Engine					S10	T10	T20 - T23	T22 - T25
All engines							7.1205	T20
ENGINE								
1.5 AWD	Petrol	73	09/03->	M15A				
Engine					S10	T10	T20 - T23	T22 - T25
All engines						7.6219	7.1205	T20
JUSTY IV								
ENGINE								
1.0	Petrol	51	01/07->	1KR-FE				
Engine					S10	T10	T20 - T23	T22 - T25
All engines							7.1178	T20
LEGACY I								
ENGINE								
1.6	Petrol	70	05/89-12/93	EJ16				
Engine					S10	T10	T20 - T23	T22 - T25
All engines					7.0035			
All engines						4WD	7.6179	
ENGINE								
1.8i SPi	Petrol	0	01/89->	--				
Engine					S10	T10	T20 - T23	T22 - T25
All engines					7.0035	7.6173	7.1052	T20
All engines						4WD	7.6179	
ENGINE								
1800	Petrol	76	01/89-07/94	EJ18 SPi				
Engine					S10	T10	T20 - T23	T22 - T25
All engines					7.0035	7.6179		
ENGINE								
1800 4WD	Petrol	76	01/89-07/94	EJ18 SPi				
Engine					S10	T10	T20 - T23	T22 - T25
All engines					7.0035	7.6179		
ENGINE								
2.0	Petrol	85	08/91-12/93	EJ20E				
Engine					S10	T10	T20 - T23	T22 - T25
All engines					7.0035	7.6179		
ENGINE								
2.0i 16V	Petrol	85	08/91-12/93	EJ20E				
Engine					S10	T10	T20 - T23	T22 - T25
All engines					7.0035	7.6179		
ENGINE								
2.2i	Petrol	0	01/90->	--				
Engine					S10	T10	T20 - T23	T22 - T25
All engines					7.0035	7.6179	7.1052	T20
ENGINE								
2.2i [USA]	Petrol	0	01/90->	--				
Engine					S10	T10	T20 - T23	T22 - T25
All engines					7.0035	7.6179		
All engines						-cruise control	7.1052	T20

S10	OIL PRESSURE WARNING LIGHT SWITCH	T10	REVERSING LIGHT SWITCH	T20	BRAKE LIGHT SWITCH
T22	SWITCH CLUTCH CONTROL (CRUISE CONTROL)	T23	SWITCH BRAKE ACTUATION (ENGINE TIMING)	T25	SWITCH CLUTCH CONTROL (ENGINE CONTROL)

FUNCTIONS ON THE VEHICLE

Vehicle	alim.	kW	Date	Engine	 S10	 T10	 T20 - T23	 T22 - T25
ENGINE								
2.2i 16v	Petrol	100	08/89-10/91	EJ22E				
Engine	Information				S10	T10	T20 - T23	T22 - T25
All engines					7.0035	7.6179		
ENGINE								
2.2i Turbo [USA]	Petrol	0	01/90->	--				
Engine	Information				S10	T10	T20 - T23	T22 - T25
All engines					7.0035	7.6179		
ENGINE								
2000	Petrol	85	09/91-12/93	EJ20 EMPI				
Engine	Information				S10	T10	T20 - T23	T22 - T25
All engines					7.0035	7.6179		
ENGINE								
2000 4WD	Petrol	85	08/91-07/94	EJ20 EMPI				
Engine	Information				S10	T10	T20 - T23	T22 - T25
All engines					7.0035	7.6179		
ENGINE								
2000 Turbo 4WD	Petrol	147	05/92-07/94	EJ20-GN				
Engine	Information				S10	T10	T20 - T23	T22 - T25
All engines					7.0035			
ENGINE								
2000 Turbo Super 4WD	Petrol	147	05/92-07/94	EJ20-GN				
Engine	Information				S10	T10	T20 - T23	T22 - T25
All engines					7.0035			
ENGINE								
2200 4WD	Petrol	100	01/89-07/94	EJ22 EMPI				
Engine	Information				S10	T10	T20 - T23	T22 - T25
All engines					7.0035	7.6179		
ENGINE								
2200 Super 4WD	Petrol	100	01/89-07/94	EJ22 EMPI				
Engine	Information				S10	T10	T20 - T23	T22 - T25
All engines					7.0035	7.6179		
LEGACY II								
ENGINE								
1.8 4WD	Petrol	76	05/96-09/98	EJ18E				
Engine	Information				S10	T10	T20 - T23	T22 - T25
All engines					7.0035		7.1052 T20	
All engines	parking and/or neutral					7.6236		
All engines	for reverse light					7.6341		
ENGINE								
2.0 i	Petrol	85	09/94-03/99	EJ20 EMPI, EJ20E				
Engine	Information				S10	T10	T20 - T23	T22 - T25
All engines					7.0035		7.1052 T20	
All engines	parking and/or neutral					7.6236		
All engines	for reverse light					7.6341		
ENGINE								
2.0 i 4WD	Petrol	85	09/94-03/99	EJ201, EJ20E				
Engine	Information				S10	T10	T20 - T23	T22 - T25
All engines					7.0035		7.1052 T20	
All engines	parking and/or neutral					7.6236		
All engines	for reverse light					7.6341		
ENGINE								
2.2	Petrol	94	07/94-11/98	EJ22				
Engine	Information				S10	T10	T20 - T23	T22 - T25
All engines					7.0035			
All engines	parking and/or neutral					7.6236		
All engines	for reverse light					7.6341		
All engines	-cruise control						7.1052 T20	

S10	OIL PRESSURE WARNING LIGHT SWITCH	T10	REVERSING LIGHT SWITCH	T20	BRAKE LIGHT SWITCH
T22	SWITCH CLUTCH CONTROL (CRUISE CONTROL)	T23	SWITCH BRAKE ACTUATION (ENGINE TIMING)	T25	SWITCH CLUTCH CONTROL (ENGINE CONTROL)

FUNCTIONS ON THE VEHICLE

Vehicle	alim.	kW	Date	Engine	 S10	 T10	 T20 - T23	 T22 - T25
---------	-------	----	------	--------	---	---	--	---

				ENGINE
2.2 i 4WD	Petrol	94	02/94-03/99	EJ22 EMPI

Engine	Information	S10	T10	T20 - T23	T22 - T25
All engines		7.0035			
All engines	parking and/or neutral		7.6236		
All engines	for reverse light		7.6341		
All engines	-cruise control			7.1052	T20

				ENGINE
2.2 i 4WD	Petrol	96	06/96-03/99	EJ22 EMPI

Engine	Information	S10	T10	T20 - T23	T22 - T25
All engines		7.0035			
All engines	parking and/or neutral		7.6236		
All engines	for reverse light		7.6341		
All engines	-cruise control			7.1052	T20

				ENGINE
2.5	Petrol	110	01/96-12/99	EJ25D

Engine	Information	S10	T10	T20 - T23	T22 - T25
All engines		7.0035			
All engines	parking and/or neutral		7.6236		
All engines	for reverse light		7.6341		
All engines	-cruise control			7.1052	T20

				ENGINE
2.5 i 4WD	Petrol	110	06/96-03/99	EJ25D

Engine	Information	S10	T10	T20 - T23	T22 - T25
All engines		7.0035			
All engines	parking and/or neutral		7.6236		
All engines	for reverse light		7.6341		
All engines	-cruise control			7.1052	T20

LEGACY III

				ENGINE
2.0	Petrol	102	12/98-08/03	EJ201

Engine	Information	S10	T10	T20 - T23	T22 - T25
All engines		7.0035			
All engines	parking and/or neutral		7.6236		
All engines	for reverse light		7.6341		
All engines	-cruise control			7.1052	T20

				ENGINE
2.0	Petrol	206	08/00-08/03	EJ208

Engine	Information	S10	T10	T20 - T23	T22 - T25
All engines		7.0014			
All engines	for reverse light		7.6179		
All engines	-cruise control			7.1052	T20

				ENGINE
2.0	Petrol	92	12/98-08/03	EJ201

Engine	Information	S10	T10	T20 - T23	T22 - T25
All engines		7.0035			
All engines	parking and/or neutral		7.6236		
All engines	for reverse light		7.6341		
All engines	-cruise control			7.1052	T20

				ENGINE
2.0 AWD	Petrol	92	12/98-08/03	EJ201

Engine	Information	S10	T10	T20 - T23	T22 - T25
All engines	COL:milk white, spanner size 24, switch press. 0.2 bar	7.0035			
All engines			7.6341		
All engines	-cruise control, spanner size 14, thread M10x1.25			7.1052	T20

				ENGINE
2.0 RSK AWD	Petrol	191	08/00-08/03	EJ206

Engine	Information	S10	T10	T20 - T23	T22 - T25
All engines		7.0014			
All engines	for reverse light		7.6179		
All engines	-cruise control			7.1052	T20

S10	OIL PRESSURE WARNING LIGHT SWITCH	T10	REVERSING LIGHT SWITCH	T20	BRAKE LIGHT SWITCH
T22	SWITCH CLUTCH CONTROL (CRUISE CONTROL)	T23	SWITCH BRAKE ACTUATION (ENGINE TIMING)	T25	SWITCH CLUTCH CONTROL (ENGINE CONTROL)

FUNCTIONS ON THE VEHICLE

Vehicle	alim.	kW	Date	Engine				
					S10	T10	T20 - T23	T22 - T25

ENGINE				
2.5	Petrol	115	10/98-08/03	EJ251

Engine	Information	S10	T10	T20 - T23	T22 - T25
All engines		7.0035			
All engines	parking and/or neutral		7.6236		
All engines	for reverse light		7.6341		
All engines	-cruise control			7.1052	T20

ENGINE				
2.5 AWD	Petrol	115	10/98-08/03	EJ25, EJ251

Engine	Information	S10	T10	T20 - T23	T22 - T25
All engines	COL:milk white, spanner size 24, switch press. 0.2 bar	7.0035			
Eng. EJ25	parking and/or neutral		7.6236		
All engines	for reverse light		7.6341		
All engines	-cruise control, spanner size 14, thread M10x1.25			7.1052	T20

ENGINE				
3.0	Petrol	162	08/00-08/03	EZ30D

Engine	Information	S10	T10	T20 - T23	T22 - T25
All engines		7.0035			

ENGINE				
3.0 H6 AWD	Petrol	154	08/00-08/03	EZ30

Engine	Information	S10	T10	T20 - T23	T22 - T25
All engines		7.0035			

LEGACY IV

ENGINE				
2.0 AWD	Petrol	101	09/03-10/05	EJ202

Engine	Information	S10	T10	T20 - T23	T22 - T25
All engines	COL:milk white, spanner size 24, switch press. 0.2 bar	7.0035			
All engines			7.6341		
All engines	-cruise control, spanner size 14, thread M10x1.25			7.1052	T20

ENGINE				
2.0 AWD	Petrol	121	06/05-04/09	EJ204, EJ20X

Engine	Information	S10	T10	T20 - T23	T22 - T25
All engines	COL:milk white, spanner size 24, switch press. 0.2 bar	7.0035			
All engines	-cruise control, spanner size 14, thread M10x1.25			7.1052	T20

ENGINE				
2.0 D AWD	Diesel	110	02/08-12/09	EE20Z

Engine	Information	S10	T10	T20 - T23	T22 - T25
All engines	COL:milk white, spanner size 24, switch press. 0.2 bar	7.0035			
All engines			7.6341		
All engines	-cruise control, spanner size 14, thread M10x1.25			7.1052	T20

ENGINE				
2.0 R AWD	Petrol	110	09/07-12/09	EJ204

Engine	Information	S10	T10	T20 - T23	T22 - T25
All engines	COL:milk white, spanner size 24, switch press. 0.2 bar	7.0035			
All engines	-cruise control, spanner size 14, thread M10x1.25			7.1052	T20

ENGINE				
2.0 Turbo	Petrol	206	05/03->	EJ20X

Engine	Information	S10	T10	T20 - T23	T22 - T25
All engines		7.0035			
All engines	-cruise control			7.1052	T20

ENGINE				
2.0 Turbo HP	Petrol	206	05/03->	EJ20Y

Engine	Information	S10	T10	T20 - T23	T22 - T25
All engines		7.0035			

ENGINE				
2.5 AWD	Petrol	121	09/03-04/09	EJ25, EJ253

Engine	Information	S10	T10	T20 - T23	T22 - T25
All engines	-> 01/08/07, COL:milk white, spanner size 24, switch press. 0.2 bar	7.0035			
Eng. EJ25	-> 30/06/04, L= 740 mm, parking and/or neutral, pole nr. 2		7.6236		
Eng. EJ25	01/03/04 ->, L= 730 mm, parking and/or neutral, pole nr. 2		7.6340		
All engines	for reverse light		7.6341		

S10	OIL PRESSURE WARNING LIGHT SWITCH	T10	REVERSING LIGHT SWITCH	T20	BRAKE LIGHT SWITCH
T22	SWITCH CLUTCH CONTROL (CRUISE CONTROL)	T23	SWITCH BRAKE ACTUATION (ENGINE TIMING)	T25	SWITCH CLUTCH CONTROL (ENGINE CONTROL)

				FUNCTIONS ON THE VEHICLE				
Vehicle	alim.	kW	Date	Engine	 S10	 T10	 T20 - T23	 T22 - T25
ENGINE								
2.5 AWD	Petrol	121	09/03-04/09	EJ25, EJ253				
Engine	Information			S10	T10	T20 - T23	T22 - T25	
All engines	-cruise control, spanner size 14, thread M10x1.25					7.1052	T20	
ENGINE								
2.5 i	Petrol	121	05/03->	EJ252, EJ253				
Engine	Information			S10	T10	T20 - T23	T22 - T25	
All engines				7.0035				
All engines	-> 30/06/04, L= 740 mm, parking and/or neutral, pole nr. 2				7.6236			
All engines	01/03/04 ->, L= 730 mm, parking and/or neutral, pole nr. 2				7.6340			
All engines	for reverse light				7.6341			
All engines	-cruise control					7.1052	T20	
ENGINE								
2.5 i AWD	Petrol	127	09/07-12/09	EJ25, EJ252				
Engine	Information			S10	T10	T20 - T23	T22 - T25	
All engines	COL:milk white, spanner size 24, switch press. 0.2 bar			7.0035				
Eng. EJ25	-> 30/06/04, L= 740 mm, parking and/or neutral, pole nr. 2				7.6236			
Eng. EJ25	01/03/04 ->, L= 730 mm, parking and/or neutral, pole nr. 2				7.6340			
All engines	for reverse light				7.6341			
All engines	-cruise control, spanner size 14, thread M10x1.25					7.1052	T20	
ENGINE								
2.5 Turbo	Petrol	186	05/03->	EJ255				
Engine	Information			S10	T10	T20 - T23	T22 - T25	
All engines				7.0035				
ENGINE								
3.0	Petrol	180	05/03->	EZ30D				
Engine	Information			S10	T10	T20 - T23	T22 - T25	
All engines	-cruise control					7.1052	T20	
ENGINE								
3.0 i AWD	Petrol	180	09/03-06/09	30D, EZ30				
Engine	Information			S10	T10	T20 - T23	T22 - T25	
Eng. 30D	COL:milk white, spanner size 24, switch press. 0.2 bar			7.0035				
Eng. 30D					7.6341			
All engines	-cruise control, spanner size 14, thread M10x1.25					7.1052	T20	
LEGACY V								
ENGINE								
2.0	Petrol	0	05/09->	EJ20A, EJ20B				
Engine	Information			S10	T10	T20 - T23	T22 - T25	
All engines				7.0014				
ENGINE								
2.0	Petrol	118	05/09-12/14	EJ204				
Engine	Information			S10	T10	T20 - T23	T22 - T25	
All engines				7.0014				
ENGINE								
2.0 D	Diesel	110	05/09->	EJ20Z				
Engine	Information			S10	T10	T20 - T23	T22 - T25	
All engines				7.0035				
All engines	parking and/or neutral				7.6340			
All engines	for reverse light				7.6341			
ENGINE								
2.0 D AWD	Diesel	108	01/13-12/14	EE20, EE20Z				
Engine	Information			S10	T10	T20 - T23	T22 - T25	
All engines	COL:milk white, spanner size 24, switch press. 0.2 bar			7.0035				
Eng. EE20	parking and/or neutral				7.6340			
All engines	for reverse light				7.6341			
ENGINE								
2.0 D AWD	Diesel	110	09/09-12/14	EE20Z				
Engine	Information			S10	T10	T20 - T23	T22 - T25	
All engines	COL:milk white, spanner size 24, switch press. 0.2 bar			7.0035				
All engines					7.6341			

S10 OIL PRESSURE WARNING LIGHT SWITCH	T10 REVERSING LIGHT SWITCH	T20 BRAKE LIGHT SWITCH
T22 SWITCH CLUTCH CONTROL (CRUISE CONTROL)	T23 SWITCH BRAKE ACTUATION (ENGINE TIMING)	T25 SWITCH CLUTCH CONTROL (ENGINE CONTROL)

FUNCTIONS ON THE VEHICLE

Vehicle	alim.	kW	Date	Engine	 S10	 T10	 T20 - T23	 T22 - T25
---------	-------	----	------	--------	---	---	--	---

				ENGINE
2.0 i AWD	Petrol	110	09/09-12/14	EJ204, FB20B

Engine	Information	S10	T10	T20 - T23	T22 - T25
All engines		7.0014			
Eng. EJ204			7.6341		

				ENGINE
2.0 i LPG AWD	Petrol/ Petroleum Gas (LPG)	108	09/09-12/11	EJ204

Engine	Information	S10	T10	T20 - T23	T22 - T25
All engines		7.0014	7.6341		
All engines	-cruise control, spanner size 14, thread M10x1.25			7.1052 T20	

				ENGINE
2.5	Petrol	0	05/09->	EJ25A, EJ25B

Engine	Information	S10	T10	T20 - T23	T22 - T25
All engines		7.0014			

				ENGINE
2.5 [ExtraEU]	Petrol	125	05/09-12/14	EJ253

Engine	Information	S10	T10	T20 - T23	T22 - T25
All engines			7.6341		

				ENGINE
2.5 [ExtraEU]	Petrol	129	01/15->	FB25B

Engine	Information	S10	T10	T20 - T23	T22 - T25
All engines		7.0014			

				ENGINE
2.5 CNG	CNG	127	04/13-12/14	FB25BCNG

Engine	Information	S10	T10	T20 - T23	T22 - T25
All engines		7.0014			

				ENGINE
2.5 GT AWD	Petrol	195	07/10-12/14	EJ255

Engine	Information	S10	T10	T20 - T23	T22 - T25
All engines		7.0014	7.6341		

				ENGINE
2.5 i AWD	Petrol	123	09/09-12/14	EJ253

Engine	Information	S10	T10	T20 - T23	T22 - T25
All engines		7.0014	7.6341		

				ENGINE
2.5 i AWD	Petrol	127	07/12-12/14	FB25B

Engine	Information	S10	T10	T20 - T23	T22 - T25
All engines		7.0014			

				ENGINE
3.6 AWD	Petrol	191	09/09-12/14	EZ36D

Engine	Information	S10	T10	T20 - T23	T22 - T25
All engines		7.0035			
All engines	parking and/or neutral		7.6340		
All engines	for reverse light		7.6341		

LOYALE

				ENGINE
1.8i SPi [USA]	Petrol	0	01/90->	--

Engine	Information	S10	T10	T20 - T23	T22 - T25
All engines		7.0035		7.1027 T20	
All engines	no specific info conc. application available		7.6173, 7.6179		

				ENGINE
1.8i Turbo [USA]	Petrol	0	01/90->	--

Engine	Information	S10	T10	T20 - T23	T22 - T25
All engines		7.0035		7.1027 T20	
All engines	no specific info conc. application available		7.6173, 7.6179		

S10 OIL PRESSURE WARNING LIGHT SWITCH	T10 REVERSING LIGHT SWITCH	T20 BRAKE LIGHT SWITCH
T22 SWITCH CLUTCH CONTROL (CRUISE CONTROL)	T23 SWITCH BRAKE ACTUATION (ENGINE TIMING)	T25 SWITCH CLUTCH CONTROL (ENGINE CONTROL)

FUNCTIONS ON THE VEHICLE

Vehicle	alim.	kW	Date	Engine	 S10	 T10	 T20 - T23	 T22 - T25
---------	-------	----	------	--------	---	---	--	---

L-SERIES

				ENGINE
1.8i	Petrol	0	01/86-12/91	--

Engine	Information	S10	T10	T20 - T23	T22 - T25
All engines		7.0035		7.1027 T20	
All engines	01/03/88 ->, 4WD		7.6173		
All engines	01/10/88 ->, 4WD		7.6179		

				ENGINE
1.8i TB	Petrol	0	01/86-12/91	--

Engine	Information	S10	T10	T20 - T23	T22 - T25
All engines		7.0035		7.1027 T20	
All engines	01/03/88 ->		7.6173		

				ENGINE
1.8i TB 4x4	Petrol	0	01/86-12/91	--

Engine	Information	S10	T10	T20 - T23	T22 - T25
All engines		7.0035		7.1027 T20	
All engines	01/10/88 ->		7.6179		

				ENGINE
1.8i Turbo	Petrol	0	01/86-12/91	--

Engine	Information	S10	T10	T20 - T23	T22 - T25
All engines		7.0035		7.1027 T20	
All engines	01/03/88 ->, 4WD		7.6173		
All engines	01/10/88 ->, 4WD		7.6179		

OUTBACK II

				ENGINE
2.5 AWD	Petrol	115	10/00-08/03	EJ25, EJ251

Engine	Information	S10	T10	T20 - T23	T22 - T25
All engines	COL:milk white, spanner size 24, switch press. 0.2 bar	7.0035			
Eng. EJ25	parking and/or neutral		7.6236		
All engines	for reverse light		7.6341		
All engines	-cruise control, spanner size 14, thread M10x1.25			7.1052 T20	

				ENGINE
3.0 H6 AWD	Petrol	154	10/00-08/03	EZ30, EZ30D

Engine	Information	S10	T10	T20 - T23	T22 - T25
Eng. EZ30		7.0035			
Eng. EZ30D	-cruise control, spanner size 14, thread M10x1.25			7.1052 T20	

OUTBACK III

				ENGINE
2.0	Petrol	101	09/03-10/05	EJ20Z

Engine	Information	S10	T10	T20 - T23	T22 - T25
All engines		7.0035			
All engines	-> 30/06/04, L= 740 mm, parking and/or neutral, pole nr. 2		7.6236		
All engines	01/03/04 ->, L= 730 mm, parking and/or neutral, pole nr. 2		7.6340		
All engines	for reverse light		7.6341		
All engines	-cruise control			7.1052 T20	

				ENGINE
2.0 AWD	Petrol	101	09/03-10/05	EJ20Z

Engine	Information	S10	T10	T20 - T23	T22 - T25
All engines		7.0035			
All engines	-> 30/06/04, L= 740 mm, parking and/or neutral, pole nr. 2		7.6236		
All engines	01/03/04 ->, L= 730 mm, parking and/or neutral, pole nr. 2		7.6340		
All engines	for reverse light		7.6341		
All engines	-cruise control			7.1052 T20	

				ENGINE
2.0 D	Diesel	110	09/08-09/09	EJ20Z

Engine	Information	S10	T10	T20 - T23	T22 - T25
All engines		7.0035			
All engines	parking and/or neutral		7.6340		
All engines	for reverse light		7.6341		

S10	OIL PRESSURE WARNING LIGHT SWITCH	T10	REVERSING LIGHT SWITCH	T20	BRAKE LIGHT SWITCH
T22	SWITCH CLUTCH CONTROL (CRUISE CONTROL)	T23	SWITCH BRAKE ACTUATION (ENGINE TIMING)	T25	SWITCH CLUTCH CONTROL (ENGINE CONTROL)

FUNCTIONS ON THE VEHICLE

Vehicle	alim.	kW	Date	Engine	 S10	 T10	 T20 - T23	 T22 - T25
---------	-------	----	------	--------	---	---	--	---

ENGINE				
2.0 D AWD	Diesel	110	09/08-09/09	EE20Z

Engine	Information	S10	T10	T20 - T23	T22 - T25
All engines	COL:milk white, spanner size 24, switch press. 0.2 bar	7.0035			
All engines			7.6341		
All engines	-cruise control, spanner size 14, thread M10x1.25			7.1052	T20

ENGINE				
2.5	Petrol	121	09/08-09/09	EJ252, EJ253

Engine	Information	S10	T10	T20 - T23	T22 - T25
All engines		7.0035			
All engines	parking and/or neutral		7.6340		
All engines	for reverse light		7.6341		
All engines	-cruise control			7.1052	T20

ENGINE				
2.5 [ExtraEU]	Petrol	125	05/09-12/14	EJ253

Engine	Information	S10	T10	T20 - T23	T22 - T25
All engines			7.6341		

ENGINE				
2.5 [ExtraEU]	Petrol	127	03/12-12/15	FB25A, FB25B

Engine	Information	S10	T10	T20 - T23	T22 - T25
All engines		7.0014			

ENGINE				
2.5 AWD	Petrol	121	11/03-09/09	EJ253

Engine	Information	S10	T10	T20 - T23	T22 - T25
All engines	-> 01/08/07, COL:milk white, spanner size 24, switch press. 0.2 bar	7.0035			
All engines			7.6341		
All engines	-cruise control, spanner size 14, thread M10x1.25			7.1052	T20

ENGINE				
2.5 AWD	Petrol	127	09/08-09/09	EJ252

Engine	Information	S10	T10	T20 - T23	T22 - T25
All engines			7.6341		
All engines	-cruise control, spanner size 14, thread M10x1.25			7.1052	T20

ENGINE				
2.5 BiFuel	Petrol/ Petroleum Gas (LPG)	123	01/10-12/14	EJ253

Engine	Information	S10	T10	T20 - T23	T22 - T25
All engines		7.0014	7.6341		

ENGINE				
2.5 BiFuel	Petrol/ Petroleum Gas (LPG)	127	01/13-12/14	FB25B

Engine	Information	S10	T10	T20 - T23	T22 - T25
All engines		7.0014			

ENGINE				
2.5 CNG	CNG	127	06/14-12/14	FB25BCNG

Engine	Information	S10	T10	T20 - T23	T22 - T25
All engines		7.0014			

ENGINE				
3.0 AWD	Petrol	180	11/03-09/09	30D, EZ30

Engine	Information	S10	T10	T20 - T23	T22 - T25
Eng. 30D	COL:milk white, spanner size 24, switch press. 0.2 bar	7.0035			
All engines	-cruise control, spanner size 14, thread M10x1.25			7.1052	T20

ENGINE				
3.6	Petrol	183	01/10-12/14	EZ36D

Engine	Information	S10	T10	T20 - T23	T22 - T25
All engines	COL:milk white, spanner size 24, switch press. 0.2 bar	7.0035			

ENGINE				
3.6 [ExtraEU]	Petrol	191	01/15->	EZ36D

Engine	Information	S10	T10	T20 - T23	T22 - T25
All engines	COL:milk white, spanner size 24, switch press. 0.2 bar	7.0035			

S10 OIL PRESSURE WARNING LIGHT SWITCH	T10 REVERSING LIGHT SWITCH	T20 BRAKE LIGHT SWITCH
T22 SWITCH CLUTCH CONTROL (CRUISE CONTROL)	T23 SWITCH BRAKE ACTUATION (ENGINE TIMING)	T25 SWITCH CLUTCH CONTROL (ENGINE CONTROL)

FUNCTIONS ON THE VEHICLE

Vehicle	alim.	kW	Date	Engine	 S10	 T10	 T20 - T23	 T22 - T25
---------	-------	----	------	--------	---	---	--	---

OUTBACK IV

				ENGINE
2.0 D AWD	Diesel	108	01/13->	--, EE20Z

Engine	Information	S10	T10	T20 - T23	T22 - T25
All engines	COL:milk white, spanner size 24, switch press. 0.2 bar	7.0035			
Eng. --	parking and/or neutral		7.6340		
All engines	for reverse light		7.6341		

				ENGINE
2.0 D AWD	Diesel	110	09/09->	20Z(150) - E5, EE20Z

Engine	Information	S10	T10	T20 - T23	T22 - T25
All engines	COL:milk white, spanner size 24, switch press. 0.2 bar	7.0035			
Eng. 20Z(150) - E5	parking and/or neutral		7.6340		
All engines	for reverse light		7.6341		

				ENGINE
2.5 i AWD	Petrol	123	09/09->	EJ253

Engine	Information	S10	T10	T20 - T23	T22 - T25
All engines		7.0014	7.6341		

				ENGINE
2.5 i AWD	Petrol	127	01/13->	FB25A, FB25B

Engine	Information	S10	T10	T20 - T23	T22 - T25
All engines		7.0014			

				ENGINE
3.6 AWD	Petrol	182	06/11->	EZ36D

Engine	Information	S10	T10	T20 - T23	T22 - T25
All engines	COL:milk white, spanner size 24, switch press. 0.2 bar	7.0035			

				ENGINE
3.6 R AWD	Petrol	191	09/09->	EZ36D

Engine	Information	S10	T10	T20 - T23	T22 - T25
All engines	COL:milk white, spanner size 24, switch press. 0.2 bar	7.0035			

OUTBACK V

				ENGINE
2.0 D AWD	Diesel	110	03/15->	EE20Z

Engine	Information	S10	T10	T20 - T23	T22 - T25
All engines	COL:milk white, spanner size 24, switch press. 0.2 bar	7.0035			

				ENGINE
2.5 AWD	Petrol	129	03/15->	FB25A, FB25B

Engine	Information	S10	T10	T20 - T23	T22 - T25
All engines		7.0014			

SVX

				ENGINE
3.3i V6 [USA]	Petrol	0	01/92->	--

Engine	Information	S10	T10	T20 - T23	T22 - T25
All engines		7.0035			

TRENDY

				ENGINE
1.0	Petrol	40	08/86-05/95	EF10

Engine	Information	S10	T10	T20 - T23	T22 - T25
All engines		7.0014			
All engines	4WD, FOR:(EU)		7.6173		

				ENGINE
1.2 12v	Petrol	49	06/86-08/95	EF12

Engine	Information	S10	T10	T20 - T23	T22 - T25
All engines		7.0014			
All engines	4WD, FOR:(EU)		7.6173		



WRX

				ENGINE
2.0 [ExtraEU]	Petrol	197	06/14->	FA20F

Engine	Information	S10	T10	T20 - T23	T22 - T25
All engines		7.0014	7.6341		

S10	OIL PRESSURE WARNING LIGHT SWITCH	T10	REVERSING LIGHT SWITCH	T20	BRAKE LIGHT SWITCH
T22	SWITCH CLUTCH CONTROL (CRUISE CONTROL)	T23	SWITCH BRAKE ACTUATION (ENGINE TIMING)	T25	SWITCH CLUTCH CONTROL (ENGINE CONTROL)

FUNCTIONS ON THE VEHICLE

Vehicle	alim.	kW	Date	Engine	 S10	 T10	 T20 - T23	 T22 - T25
---------	-------	----	------	--------	---	---	--	---

				ENGINE
STi 2.5 AWD	Petrol	221	06/14->	EJ257

Engine	Information	S10	T10	T20 - T23	T22 - T25
All engines	COL:milk white, spanner size 24, switch press. 0.2 bar	7.0035			

XV

				ENGINE
1.6 BiFuel	Petrol/ Petroleum Gas (LPG)	84	03/12->	FB16B

Engine	Information	S10	T10	T20 - T23	T22 - T25
All engines		7.0014			
All engines	FOR:(BR), FOR:(CDN), FOR:(IR), FOR:(MEX), FOR:(PE), FOR:(RA), FOR:(SA), FOR:(UAE), FOR:(USA)		7.6341		

				ENGINE
1.6 i AWD	Petrol	84	03/12->	FB16A, FB16B

Engine	Information	S10	T10	T20 - T23	T22 - T25
All engines		7.0014			
All engines	FOR:(BR), FOR:(CDN), FOR:(IR), FOR:(MEX), FOR:(PE), FOR:(RA), FOR:(SA), FOR:(UAE), FOR:(USA)		7.6341		

				ENGINE
2.0 BiFuel	Petrol/ Petroleum Gas (LPG)	110	12/11->	FB20B

Engine	Information	S10	T10	T20 - T23	T22 - T25
All engines		7.0014			
All engines	NOT FOR:(EU)		7.6341		

				ENGINE
2.0 D AWD	Diesel	108	03/12->	EE20Z

Engine	Information	S10	T10	T20 - T23	T22 - T25
All engines	COL:milk white, spanner size 24, switch press. 0.2 bar	7.0035			
All engines			7.6341		

				ENGINE
2.0 D AWD	Diesel	80	03/12->	EE20Z

Engine	Information	S10	T10	T20 - T23	T22 - T25
All engines	COL:milk white, spanner size 24, switch press. 0.2 bar	7.0035			
All engines			7.6341		

				ENGINE
2.0 i AWD	Petrol	110	03/12->	FB20A, FB20B

Engine	Information	S10	T10	T20 - T23	T22 - T25
All engines		7.0014			
All engines	NOT FOR:(EU)		7.6341		

S10	OIL PRESSURE WARNING LIGHT SWITCH	T10	REVERSING LIGHT SWITCH	T20	BRAKE LIGHT SWITCH
T22	SWITCH CLUTCH CONTROL (CRUISE CONTROL)	T23	SWITCH BRAKE ACTUATION (ENGINE TIMING)	T25	SWITCH CLUTCH CONTROL (ENGINE CONTROL)

FUNCTIONS ON THE VEHICLE

Vehicle	alim.	kW	Date	Engine	 S10	 T10	 T20 - T23	 T22 - T25
---------	-------	----	------	--------	---	---	--	---

ALTO I

0.8	Petrol	29	06/82-08/84	ENGINE F8A, F8B
-----	--------	----	-------------	--------------------

Engine	Information	S10	T10	T20 - T23	T22 - T25
All engines		7.0017	7.6119	7.1006 T20	

ALTO IV

1.0	Petrol	39	09/94-09/98	ENGINE G10BB
-----	--------	----	-------------	-----------------

Engine	Information	S10	T10	T20 - T23	T22 - T25
All engines		7.0017	7.6119	7.1169 T20	

ALTO V

1.0	Petrol	43	01/00-06/02	ENGINE G10BB
-----	--------	----	-------------	-----------------

Engine	Information	S10	T10	T20 - T23	T22 - T25
All engines		7.0017	7.6119	7.1169 T20	

ALTO VI

1.1	Petrol	46	09/04-12/08	ENGINE F10D, F10DN
-----	--------	----	-------------	-----------------------

Engine	Information	S10	T10	T20 - T23	T22 - T25
Eng. F10DN		7.0017			
All engines			7.6119		
All engines	LHD			7.1273 T20	

ALTO VII

1.0	Petrol	50	01/09->	ENGINE K10B
-----	--------	----	---------	----------------

Engine	Information	S10	T10	T20 - T23	T22 - T25
All engines		7.0017	7.6219		7.1287 T22

BALENO

1.3	Petrol	52	09/96-05/02	ENGINE G13BA
-----	--------	----	-------------	-----------------

Engine	Information	S10	T10	T20 - T23	T22 - T25
All engines		7.0017	7.6119		
All engines	NOT FOR:(SA), spanner size 14, thread M10x1.25			7.1169 T20	

1.3	Petrol	63	02/99-10/01	ENGINE G13BB
-----	--------	----	-------------	-----------------

Engine	Information	S10	T10	T20 - T23	T22 - T25
All engines		7.0017	7.6119		
All engines	NOT FOR:(SA), spanner size 14, thread M10x1.25			7.1169 T20	

1.3 16V	Petrol	63	03/97-05/02	ENGINE G13BB
---------	--------	----	-------------	-----------------

Engine	Information	S10	T10	T20 - T23	T22 - T25
All engines		7.0017	7.6119		
All engines	NOT FOR:(SA), spanner size 14, thread M10x1.25			7.1169 T20	

1.3 i 16V	Petrol	63	07/95-05/02	ENGINE G13BB
-----------	--------	----	-------------	-----------------

Engine	Information	S10	T10	T20 - T23	T22 - T25
All engines		7.0017	7.6119		
All engines	NOT FOR:(SA), spanner size 14, thread M10x1.25			7.1169 T20	

1.6	Petrol	71	07/96-01/99	ENGINE G16B
-----	--------	----	-------------	----------------

Engine	Information	S10	T10	T20 - T23	T22 - T25
All engines		7.0017	7.6119		
All engines	NOT FOR:(SA), spanner size 14, thread M10x1.25			7.1169 T20	

1.6 i 16V	Petrol	72	07/95-05/02	ENGINE G16B
-----------	--------	----	-------------	----------------

Engine	Information	S10	T10	T20 - T23	T22 - T25
All engines		7.0017	7.6119		
All engines	NOT FOR:(SA), spanner size 14, thread M10x1.25			7.1169 T20	

1.6 i 16V	Petrol	73	08/96-05/02	ENGINE G16B
-----------	--------	----	-------------	----------------

Engine	Information	S10	T10	T20 - T23	T22 - T25
All engines		7.0017	7.6119		

S10 OIL PRESSURE WARNING LIGHT SWITCH	T10 REVERSING LIGHT SWITCH	T20 BRAKE LIGHT SWITCH
T22 SWITCH CLUTCH CONTROL (CRUISE CONTROL)	T23 SWITCH BRAKE ACTUATION (ENGINE TIMING)	T25 SWITCH CLUTCH CONTROL (ENGINE CONTROL)

Vehicle	alim.	kW	Date	Engine	 S10	 T10	 T20 - T23	 T22 - T25
---------	-------	----	------	--------	---	---	--	---

ENGINE				
1.6 i 16V	Petrol	73	08/96-05/02	G16B

Engine	Information	S10	T10	T20 - T23	T22 - T25
All engines	NOT FOR:(SA), spanner size 14, thread M10x1.25			7.1169	T20

ENGINE				
1.6 i 16V 4x4	Petrol	72	07/95-05/02	G16B

Engine	Information	S10	T10	T20 - T23	T22 - T25
All engines		7.0017	7.6119		
All engines	NOT FOR:(SA), spanner size 14, thread M10x1.25			7.1169	T20

ENGINE				
1.6 i 16V 4x4	Petrol	73	08/96-05/02	G16B

Engine	Information	S10	T10	T20 - T23	T22 - T25
All engines		7.0017	7.6119		
All engines	NOT FOR:(SA), spanner size 14, thread M10x1.25			7.1169	T20

ENGINE				
1.8	Petrol	89	02/99-10/01	J18A

Engine	Information	S10	T10	T20 - T23	T22 - T25
All engines		7.0017	7.6119		
All engines	NOT FOR:(SA), spanner size 14, thread M10x1.25			7.1169	T20

ENGINE				
1.8 GTX	Petrol	89	03/96-05/02	J18A

Engine	Information	S10	T10	T20 - T23	T22 - T25
All engines		7.0017	7.6119		
All engines	NOT FOR:(SA), spanner size 14, thread M10x1.25			7.1169	T20

ENGINE				
1.8 i 16V	Petrol	89	08/96-05/02	J18A

Engine	Information	S10	T10	T20 - T23	T22 - T25
All engines		7.0017	7.6119		
All engines	NOT FOR:(SA), spanner size 14, thread M10x1.25			7.1169	T20

ENGINE				
1.8 i 16V 4x4	Petrol	89	08/96-05/02	J18A

Engine	Information	S10	T10	T20 - T23	T22 - T25
All engines		7.0017	7.6119		
All engines	pole nr. 4			7.1128	T20
All engines	pole nr. 2			7.1169	T20

ENGINE				
1.8 i 4x4	Petrol	89	03/96-05/02	J18A

Engine	Information	S10	T10	T20 - T23	T22 - T25
All engines		7.0017	7.6119		
All engines	pole nr. 4			7.1128	T20
All engines	pole nr. 2			7.1169	T20

ENGINE				
1.9 TD	Diesel	55	04/98-05/02	CULR, CUMB, DHV (XUD9BSD), DHW, DHW (XUD9SD)

Engine	Information	S10	T10	T20 - T23	T22 - T25
All engines		7.0116			
Eng. CULR, CUMB, DHW			7.6119		

CARRY

ENGINE				
1.3	Petrol	56	02/99-09/04	G13BB





Engine	Information	S10	T10	T20 - T23	T22 - T25
All engines		7.0017			
All engines	spanner size 14, thread M10x1.25			7.1169	T20

ENGINE				
1.3	Petrol	57	03/99-12/06	G13BB

Engine	Information	S10	T10	T20 - T23	T22 - T25
All engines		7.0017			
All engines	spanner size 14, thread M10x1.25			7.1169	T20

S10	OIL PRESSURE WARNING LIGHT SWITCH	T10	REVERSING LIGHT SWITCH	T20	BRAKE LIGHT SWITCH
T22	SWITCH CLUTCH CONTROL (CRUISE CONTROL)	T23	SWITCH BRAKE ACTUATION (ENGINE TIMING)	T25	SWITCH CLUTCH CONTROL (ENGINE CONTROL)

FUNCTIONS ON THE VEHICLE

Vehicle	alim.	kW	Date	Engine	 S10	 T10	 T20 - T23	 T22 - T25
---------	-------	----	------	--------	---	---	--	---

				ENGINE				
1.3	Petrol	58	03/99->	G13BB				
Engine		Information		S10	T10	T20 - T23	T22 - T25	
All engines							7.1273	T22

				ENGINE				
1.3 16 V	Petrol	58	03/00->	G13BB				
Engine		Information		S10	T10	T20 - T23	T22 - T25	
All engines				7.0017			7.1273	T22
All engines		spanner size 14, thread M10x1.25				7.1169	T20	

CELERIO

				ENGINE				
1.0	Petrol	50	03/14->	K10B, K10BS, K10C				
Engine		Information		S10	T10	T20 - T23	T22 - T25	
Eng. K10B, K10BS				7.0017				
Eng. K10C				7.0114				
Eng. K10BS, K10C		TYPE 2			7.6219			
Eng. K10BS, K10C		+start-stop function					7.1258	T22
Eng. K10B							7.1287	T22
Eng. K10BS, K10C							7.1287	T25

ESTEEM

				ENGINE				
1.6i [USA]	Petrol	70	09/98->	G16B				
Engine		Information		S10	T10	T20 - T23	T22 - T25	
All engines				7.0017	7.6119			
All engines		-cruise control				7.1128	T20	
All engines		+cruise control					7.1169	T22

				ENGINE				
1.8i [USA]	Petrol	89	09/98->	J18A				

Engine		Information		S10	T10	T20 - T23	T22 - T25	
All engines				7.0017	7.6119			
All engines		-cruise control				7.1128	T20	
All engines		+cruise control					7.1169	T22

GRAND VITARA I

				ENGINE				
1.6 4x4	Petrol	69	03/98-07/03	G16B				
Engine		Information		S10	T10	T20 - T23	T22 - T25	
All engines				7.0017	7.6120			
All engines		->ch. 24150528, NOT FOR:(RC), NOT FOR:(SA), spanner size 14, thread M10x1.25				7.1169	T20	

				ENGINE				
1.6 4x4	Petrol	71	09/03-09/05	G16B				

Engine		Information		S10	T10	T20 - T23	T22 - T25	
All engines				7.0017	7.6120			
All engines		->ch. 24150528, NOT FOR:(RC), NOT FOR:(SA), spanner size 14, thread M10x1.25				7.1169	T20	

				ENGINE				
1.6 4x4	Petrol	73	02/00-09/02	G16B				

Engine		Information		S10	T10	T20 - T23	T22 - T25	
All engines				7.0017	7.6120			
All engines		->ch. 24150528, NOT FOR:(RC), NOT FOR:(SA), spanner size 14, thread M10x1.25				7.1169	T20	

				ENGINE				
2.0	Petrol	97	08/98-12/00	J20A				





Engine		Information		S10	T10	T20 - T23	T22 - T25	
All engines				7.0017	7.6120			
All engines		no specific info conc. application available, pole nr. 4				7.1105, 7.1128	T20	
All engines		pole nr. 2				7.1169	T20	

				ENGINE				
2.0 4x4	Petrol	103	04/98-08/05	J20A				

Engine		Information		S10	T10	T20 - T23	T22 - T25	
All engines				7.0017	7.6120			
All engines		no specific info conc. application available, pole nr. 4				7.1105, 7.1128	T20	

S10	OIL PRESSURE WARNING LIGHT SWITCH	T10	REVERSING LIGHT SWITCH	T20	BRAKE LIGHT SWITCH
T22	SWITCH CLUTCH CONTROL (CRUISE CONTROL)	T23	SWITCH BRAKE ACTUATION (ENGINE TIMING)	T25	SWITCH CLUTCH CONTROL (ENGINE CONTROL)

FUNCTIONS ON THE VEHICLE

Vehicle	alim.	kW	Date	Engine	 S10	 T10	 T20 - T23	 T22 - T25
ENGINE								
2.0 4x4	Petrol	103	04/98-08/05	J20A				
Engine	Information				S10	T10	T20 - T23	T22 - T25
All engines	->ch. 159098, -cruise control, FOR:(D), NOT FOR:(RC), NOT FOR:(SA), pole nr. 2, spanner size 14, SQ420W, SQ420W2, thread M10x1.25						7.1169 T20	
All engines	+immobilizer, SQ420W3						7.1212 T20	
ENGINE								
2.0 4x4	Petrol	94	03/98-07/03	J20A				
Engine	Information				S10	T10	T20 - T23	T22 - T25
All engines					7.0017	7.6120		7.1169 T22
All engines	->ch. 24150528, NOT FOR:(RC), NOT FOR:(SA), spanner size 14, thread M10x1.25						7.1169 T20	
All engines	+cruise control						7.1212 T20	
ENGINE								
2.0 4x4	Petrol	97	08/98-12/00	J20A				
Engine	Information				S10	T10	T20 - T23	T22 - T25
All engines					7.0017	7.6120		
All engines	->ch. 154416, NOT FOR:(RC), NOT FOR:(SA), spanner size 14, thread M10x1.25						7.1169 T20	
All engines	+cruise control						7.1212 T20	
ENGINE								
2.0 HDI 110 16V 4x4	Diesel	80	07/01-09/05	RHW				
Engine	Information				S10	T10	T20 - T23	T22 - T25
All engines					7.0130	7.6162		
All engines	+cruise control						7.1212 T20	
All engines	LHD							7.1169 T22
ENGINE								
2.0 HDI 110 4x4	Diesel	80	07/01-09/05	RHZ				
Engine	Information				S10	T10	T20 - T23	T22 - T25
All engines					7.0130	7.6162		7.1169 T22
All engines	->ch. 159098, -cruise control, FOR:(GB), NOT FOR:(RC), NOT FOR:(SA), spanner size 14, SQ420WD2, thread M10x1.25						7.1169 T20	
All engines	+cruise control, FOR:(GB), SQ420WD2						7.1212 T20	
ENGINE								
2.0 TD 4x4	Diesel	63	04/00-09/05	RFM				
Engine	Information				S10	T10	T20 - T23	T22 - T25
All engines					7.0130	7.6162		
All engines	+cruise control						7.1212 T20	
ENGINE								
2.0 TD 4x4	Diesel	64	03/98-07/03	RF, RFM				
Engine	Information				S10	T10	T20 - T23	T22 - T25
All engines					7.0016	7.6103		
Eng. RF	no specific info conc. application available, pole nr. 4						7.1105, 7.1128 T20	
All engines	->ch. 159098, -cruise control, FOR:(GB), NOT FOR:(RC), NOT FOR:(SA), pole nr. 2, spanner size 14, SQ420WD/SQ420WD2, SQ420WD2, thread M10x1.25						7.1169 T20	
Eng. RFM	+cruise control, FOR:(GB), SQ420WD2						7.1212 T20	
ENGINE								
2.5 V6 24V 4x4	Petrol	106	04/98-07/03	H 25 A				
Engine	Information				S10	T10	T20 - T23	T22 - T25
All engines					7.0017	7.6103		7.1169 T22
All engines	NOT FOR:(RC), NOT FOR:(SA), spanner size 14, thread M10x1.25						7.1169 T20	
ENGINE								
2.5 V6 24V 4x4	Petrol	116	04/01-07/03	H 25 A				
Engine	Information				S10	T10	T20 - T23	T22 - T25
All engines					7.0017	7.6162		7.1169 T22
All engines	->ch. 159098, -cruise control, FOR:(D), NOT FOR:(RC), NOT FOR:(SA), spanner size 14, thread M10x1.25						7.1169 T20	
All engines	+cruise control, ch. 159099 ->, FOR:(D)						7.1212 T20	
ENGINE								
2.7	Petrol	127	06/01-08/03	H 27 A				
Engine	Information				S10	T10	T20 - T23	T22 - T25
All engines					7.0017	7.6162		7.1169 T22
All engines	+cruise control						7.1212 T20	

S10 OIL PRESSURE WARNING LIGHT SWITCH	T10 REVERSING LIGHT SWITCH	T20 BRAKE LIGHT SWITCH
T22 SWITCH CLUTCH CONTROL (CRUISE CONTROL)	T23 SWITCH BRAKE ACTUATION (ENGINE TIMING)	T25 SWITCH CLUTCH CONTROL (ENGINE CONTROL)

FUNCTIONS ON THE VEHICLE

Vehicle	alim.	kW	Date	Engine	 S10	 T10	 T20 - T23	 T22 - T25
ENGINE								
2.7	Petrol	135	09/03-08/06	H 27 A				
Engine	Information				S10	T10	T20 - T23	T22 - T25
All engines					7.0017	7.6162		7.1169 T22
All engines	+cruise control						7.1212 T20	
ENGINE								
2.7 4x4	Petrol	127	09/01-07/03	H 27 A				
Engine	Information				S10	T10	T20 - T23	T22 - T25
All engines					7.0017	7.6162		7.1169 T22
All engines	-cruise control, spanner size 14, thread M10x1.25						7.1169 T20	
ENGINE								
2.7 4x4	Petrol	135	04/03-07/03	H 27 A				
Engine	Information				S10	T10	T20 - T23	T22 - T25
All engines					7.0017	7.6162		7.1169 T22
All engines	-cruise control, spanner size 14, thread M10x1.25						7.1169 T20	
All engines	-cruise control						7.1212 T20	
GRAND VITARA II								
ENGINE								
1.6	Petrol	78	10/05->	M16A				
Engine	Information				S10	T10	T20 - T23	T22 - T25
All engines					7.0017	7.6219	7.1212 T20	
ENGINE								
1.6	Petrol	88	01/15-02/15	M16A				
Engine	Information				S10	T10	T20 - T23	T22 - T25
All engines					7.0017	7.6219	7.1212 T20	
All engines	COL:white							7.1258 T22
All engines	COL:black							7.1287 T22
ENGINE								
1.6 4x4	Petrol	73	09/05-02/15	M16A				
Engine	Information				S10	T10	T20 - T23	T22 - T25
All engines					7.0017		7.1212 T20	
All engines	without cable					7.6219		
ENGINE								
1.6 4x4	Petrol	88	01/15-02/15	M16A				
Engine	Information				S10	T10	T20 - T23	T22 - T25
All engines					7.0017	7.6219	7.1212 T20	
All engines	COL:white							7.1258 T22
All engines	COL:black							7.1287 T22
ENGINE								
1.6 Trazione integrale	Petrol	78	04/05->	M16A				
Engine	Information				S10	T10	T20 - T23	T22 - T25
All engines					7.0017	7.6219	7.1212 T20	
ENGINE								
1.6 VVT [ExtraEU]	Petrol	73	09/05-02/15	M16A				
Engine	Information				S10	T10	T20 - T23	T22 - T25
All engines					7.0017	7.6219	7.1212 T20	
ENGINE								
1.9 DDiS	Diesel	95	03/06-08/08	F9QB				
Engine	Information				S10	T10	T20 - T23	T22 - T25
All engines					7.0151	7.6162	7.1212 T20	
ENGINE								
1.9 DDiS Trazione integrale	Diesel	95	10/05-02/15	F9QB, F9QC				
Engine	Information				S10	T10	T20 - T23	T22 - T25
All engines	JB419XD				7.0151			
All engines						7.6162	7.1212 T20	
Eng. F9QB	COL:white							7.1258 T22
Eng. F9QB	COL:black							7.1287 T22

S10	OIL PRESSURE WARNING LIGHT SWITCH	T10	REVERSING LIGHT SWITCH	T20	BRAKE LIGHT SWITCH
T22	SWITCH CLUTCH CONTROL (CRUISE CONTROL)	T23	SWITCH BRAKE ACTUATION (ENGINE TIMING)	T25	SWITCH CLUTCH CONTROL (ENGINE CONTROL)

The present application list is a brief version. For the detailed information about the possibility of installation on a specific vehicle, please refer to our web-catalogue <http://catalogo.facet.eu/>

Vehicle	alim.	kW	Date	Engine	 S10	 T10	 T20 - T23	 T22 - T25
---------	-------	----	------	--------	---	---	--	---

				ENGINE
2.0	Petrol	103	10/05-02/15	J20A

Engine	Information	S10	T10	T20 - T23	T22 - T25
All engines		7.0017	7.6219	7.1212 T20	
All engines	+self-diagnosis system				7.1258 T25
All engines	-self-diagnosis system				7.1287 T25

				ENGINE
2.0 Trazione integrale	Petrol	103	10/05-02/15	J20A

Engine	Information	S10	T10	T20 - T23	T22 - T25
All engines		7.0017	7.6219	7.1212 T20	
All engines	+self-diagnosis system				7.1258 T25
All engines	-self-diagnosis system				7.1287 T25

				ENGINE
2.4 Trazione integrale	Petrol	122	01/09->	J24B

Engine	Information	S10	T10	T20 - T23	T22 - T25
All engines		7.0114	7.6219	7.1212 T20	
All engines	COL:white				7.1258 T22
All engines	COL:black				7.1287 T22

				ENGINE
2.4 Trazione integrale	Petrol	124	01/09->	J24B

Engine	Information	S10	T10	T20 - T23	T22 - T25
All engines		7.0114	7.6219	7.1212 T20	
All engines	COL:white				7.1258 T22
All engines	COL:black				7.1287 T22

				ENGINE
3.2 Trazione integrale	Petrol	165	06/08-02/15	N32A

Engine	Information	S10	T10	T20 - T23	T22 - T25
All engines		7.0114		7.1212 T20	

				ENGINE
3.2 Trazione integrale	Petrol	171	01/09-02/15	N32A

Engine	Information	S10	T10	T20 - T23	T22 - T25
All engines		7.0114		7.1212 T20	
All engines	COL:white				7.1258 T22
All engines	COL:black				7.1287 T22

IGNIS I

				ENGINE
1.3	Petrol	61	10/00-09/03	M13A

Engine	Information	S10	T10	T20 - T23	T22 - T25
All engines		7.0017	7.6219		
All engines	man.			7.1212 T20	
All engines	aut., NOT FOR:(RC), NOT FOR:(SA)			7.1273 T20	

				ENGINE
1.3 4WD	Petrol	61	10/00-09/03	M13A

Engine	Information	S10	T10	T20 - T23	T22 - T25
All engines		7.0017	7.6219		
All engines	man.			7.1212 T20	
All engines	aut., NOT FOR:(RC), NOT FOR:(SA)			7.1273 T20	

IGNIS II

				ENGINE
1.3	Petrol	69	09/03->	M13A

Engine	Information	S10	T10	T20 - T23	T22 - T25
All engines		7.0017	7.6219	7.1205 T20	

				ENGINE
1.3 4x4	Petrol	69	09/03->	M13A

Engine	Information	S10	T10	T20 - T23	T22 - T25
All engines		7.0017	7.6219	7.1205 T20	

S10 OIL PRESSURE WARNING LIGHT SWITCH	T10 REVERSING LIGHT SWITCH	T20 BRAKE LIGHT SWITCH
T22 SWITCH CLUTCH CONTROL (CRUISE CONTROL)	T23 SWITCH BRAKE ACTUATION (ENGINE TIMING)	T25 SWITCH CLUTCH CONTROL (ENGINE CONTROL)

FUNCTIONS ON THE VEHICLE

Vehicle	alim.	kW	Date	Engine	 S10	 T10	 T20 - T23	 T22 - T25
ENGINE								
1.3 DDiS	Diesel	51	09/03->	Z13DT				
Engine	Information				S10	T10	T20 - T23	T22 - T25
All engines					7.0096	7.6073	7.1205 T20	7.1207 T25
ENGINE								
1.5	Petrol	73	09/03->	M15A				
Engine	Information				S10	T10	T20 - T23	T22 - T25
All engines					7.0017	7.6219	7.1205 T20	
ENGINE								
1.5 4x4	Petrol	73	09/03->	M15A				
Engine	Information				S10	T10	T20 - T23	T22 - T25
All engines					7.0017	7.6219	7.1205 T20	
ENGINE								
1.5 Sport	Petrol	80	12/03->	M15A				
Engine	Information				S10	T10	T20 - T23	T22 - T25
All engines					7.0035	7.6219		
All engines	NOT FOR:(RC), NOT FOR:(SA)						7.1212 T20	
IGNIS III								
ENGINE								
1.2	Petrol	66	10/16->	K12C				
Engine	Information				S10	T10	T20 - T23	T22 - T25
All engines						7.6219		
All engines	GA/GL						7.1212 T20	
All engines	+hill start assist							7.1258 T22
All engines	-hill start assist							7.1287 T22
ENGINE								
1.2 AllGrip	Petrol	66	10/16->	K12C				
Engine	Information				S10	T10	T20 - T23	T22 - T25
All engines						7.6219		
All engines	GA/GL						7.1212 T20	
All engines	+hill start assist							7.1258 T22
All engines	-hill start assist							7.1287 T22
ENGINE								
1.2 Hybrid	Petrol/ Electro	66	10/16->	K12C				
Engine	Information				S10	T10	T20 - T23	T22 - T25
All engines						7.6219		
All engines	GA/GL						7.1212 T20	
All engines	+hill start assist							7.1258 T22
All engines	-hill start assist							7.1287 T22
ENGINE								
1.2 Hybrid AllGrip	Petrol/ Electro	66	10/16->	K12C				
Engine	Information				S10	T10	T20 - T23	T22 - T25
All engines						7.6219		
All engines	GA/GL						7.1212 T20	
All engines	+hill start assist							7.1258 T22
All engines	-hill start assist							7.1287 T22
JIMNY III								
ENGINE								
1.3	Petrol	63	08/04->	M13A				
Engine	Information				S10	T10	T20 - T23	T22 - T25
All engines	->ch. JSAFJA43V00100007				7.0017			
All engines	ch. JSAFJA43V00100008 ->				7.0035			
All engines	ch. JSAFJA43V00100002 ->, NOT FOR:(RC)						7.1212 T20	
All engines	->ch. JSAFJA43V00100001, NOT FOR:(RC)						7.1273 T20	
ENGINE								
1.3 16V	Petrol	59	09/98->	G13BB				
Engine	Information				S10	T10	T20 - T23	T22 - T25
All engines					7.0017			
All engines	man., spanner size 14, thread M10x1.25						7.1169 T20	

S10	OIL PRESSURE WARNING LIGHT SWITCH	T10	REVERSING LIGHT SWITCH	T20	BRAKE LIGHT SWITCH
T22	SWITCH CLUTCH CONTROL (CRUISE CONTROL)	T23	SWITCH BRAKE ACTUATION (ENGINE TIMING)	T25	SWITCH CLUTCH CONTROL (ENGINE CONTROL)

FUNCTIONS ON THE VEHICLE

Vehicle	alim.	kW	Date	Engine	 S10	 T10	 T20 - T23	 T22 - T25
---------	-------	----	------	--------	---	---	--	---

				ENGINE
1.3 16V	Petrol	60	02/01->	M13A

Engine	Information	S10	T10	T20 - T23	T22 - T25
All engines	->ch. JSAFJA43V00100007	7.0017			
All engines	ch. JSAFJA43V00100008 ->	7.0035			
All engines	ch. JSAFJA43V00100002 ->, NOT FOR:(RC)			7.1212	T20
All engines	->ch. JSAFJA43V00100001, NOT FOR:(RC)			7.1273	T20

				ENGINE
1.3 16V 4WD	Petrol	59	09/98->	G13BB

Engine	Information	S10	T10	T20 - T23	T22 - T25
All engines		7.0017			
All engines	man., spanner size 14, thread M10x1.25			7.1169	T20

				ENGINE
1.3 16V 4WD	Petrol	60	02/01->	M13A

Engine	Information	S10	T10	T20 - T23	T22 - T25
All engines	->ch. JSAFJA43V00100007	7.0017			
All engines	ch. JSAFJA43V00100008 ->	7.0035			
All engines	ch. JSAFJA43V00100002 ->, NOT FOR:(RC)			7.1212	T20
All engines	->ch. JSAFJA43V00100001, NOT FOR:(RC)			7.1273	T20

				ENGINE
1.3 16V 4x4	Petrol	63	08/05->	M13A

Engine	Information	S10	T10	T20 - T23	T22 - T25
All engines	->ch. JSAFJA43V00100007	7.0017			
All engines	ch. JSAFJA43V00100008 ->	7.0035			
All engines	ch. JSAFJA43V00100002 ->, NOT FOR:(RC)			7.1212	T20
All engines	->ch. JSAFJA43V00100001, NOT FOR:(RC)			7.1273	T20

				ENGINE
1.3 4WD	Petrol	62	05/14->	M13A

Engine	Information	S10	T10	T20 - T23	T22 - T25
All engines		7.0017	7.6219		7.1287 T25

				ENGINE
1.3 4WD	Petrol	63	03/13->	M13A

Engine	Information	S10	T10	T20 - T23	T22 - T25
All engines		7.0017	7.6219		
All engines	FOR:(D)				7.1287 T22

				ENGINE
1.3 4x4	Petrol	63	09/98-08/00	G13BB

Engine	Information	S10	T10	T20 - T23	T22 - T25
All engines		7.0017			
All engines	+automatic transmission			7.1128	T20
All engines	+manual transmission			7.1169	T20

				ENGINE
1.5 DDiS 4WD	Diesel	48	12/03->	K9K, K9K 700

Engine	Information	S10	T10	T20 - T23	T22 - T25
All engines		7.0151	7.6219		
Eng. K9K 700	without cable			7.1212	T20
Eng. K9K 700	with cable			7.1273	T20

				ENGINE
1.5 DDiS 4x4	Diesel	63	08/05->	K9K, K9K 266

Engine	Information	S10	T10	T20 - T23	T22 - T25
All engines		7.0151	7.6219		

				ENGINE
2.4	Petrol	129	10/10->	J24B

Engine	Information	S10	T10	T20 - T23	T22 - T25
All engines		7.0114	7.6219	7.1212	T20
All engines	COL:white				7.1258 T22
All engines	COL:black				7.1287 T22

				ENGINE
2.4	Petrol	131	10/10->	J24B

Engine	Information	S10	T10	T20 - T23	T22 - T25
All engines		7.0114	7.6219	7.1212	T20

S10	OIL PRESSURE WARNING LIGHT SWITCH	T10	REVERSING LIGHT SWITCH	T20	BRAKE LIGHT SWITCH
T22	SWITCH CLUTCH CONTROL (CRUISE CONTROL)	T23	SWITCH BRAKE ACTUATION (ENGINE TIMING)	T25	SWITCH CLUTCH CONTROL (ENGINE CONTROL)

FUNCTIONS ON THE VEHICLE

Vehicle	alim.	kW	Date	Engine	 S10	 T10	 T20 - T23	 T22 - T25
---------	-------	----	------	--------	---	---	--	---

ENGINE				
2.4	Petrol	131	10/10->	J24B

Engine	Information	S10	T10	T20 - T23	T22 - T25
All engines	COL:white				7.1258 T22
All engines	COL:black				7.1287 T22

ENGINE				
2.4	Petrol	138	04/12->	J24B

Engine	Information	S10	T10	T20 - T23	T22 - T25
All engines		7.0114	7.6219	7.1212 T20	
All engines	COL:white				7.1258 T22
All engines	COL:black				7.1287 T22

ENGINE				
2.4 4WD	Petrol	138	10/10->	J24B

Engine	Information	S10	T10	T20 - T23	T22 - T25
All engines		7.0114	7.6219	7.1212 T20	
All engines	COL:white				7.1258 T22
All engines	COL:black				7.1287 T22

ENGINE				
2.4 4x4	Petrol	131	10/10->	J24B

Engine	Information	S10	T10	T20 - T23	T22 - T25
All engines		7.0114		7.1212 T20	
All engines	COL:white				7.1258 T22
All engines	COL:black				7.1287 T22

ENGINE				
2.4 LPG	Petrol/ Petro- leum Gas (LPG)	131	01/14-12/14	J24B

Engine	Information	S10	T10	T20 - T23	T22 - T25
All engines		7.0114		7.1212 T20	

LIANA

ENGINE				
1.3	Petrol	66	07/01->	M13A

Engine	Information	S10	T10	T20 - T23	T22 - T25
All engines	->ch. 200000, RH4132/RH4133, RH4132/RH4133/ RH413F, RH4134	7.0017			
All engines	ch. 200001 ->, RH4132/RH4133, RH4132/RH4133/ RH413F	7.0035			
All engines			7.6219		
All engines	NOT FOR:(RC), NOT FOR:(SA), RH4134			7.1212 T20	
All engines	NOT FOR:(SA), RH4132, RH4132/RH4133/RH413F			7.1273 T20	

ENGINE				
1.4 DDiS	Diesel	66	04/04->	8HY

Engine	Information	S10	T10	T20 - T23	T22 - T25
All engines		7.0130	7.6218		7.1258 T22
All engines	man.			7.1212 T20	

ENGINE				
1.6	Petrol	76	07/01->	M16A

Engine	Information	S10	T10	T20 - T23	T22 - T25
All engines	->ch. 200000, RH4162/RH4163, RH4164/RH4165, RH416F	7.0017			
All engines	ch. 200001 ->, RH4162/RH4163	7.0035			
All engines			7.6219		
All engines	man., NOT FOR:(RC), NOT FOR:(SA), RH4163, RH4164, RH4165			7.1212 T20	
All engines	NOT FOR:(SA), RH4162, RH416F			7.1273 T20	

ENGINE				
1.6	Petrol	79	01/05->	M16A





Engine	Information	S10	T10	T20 - T23	T22 - T25
All engines		7.0017	7.6219	7.1212 T20	

ENGINE				
1.6 4WD	Petrol	76	07/01->	M16A

Engine	Information	S10	T10	T20 - T23	T22 - T25
All engines	->ch. 200000, RH4162/RH4163, RH4164, RH4164/ RH4165, RH416F	7.0017			
All engines	ch. 200001 ->, RH4162/RH4163	7.0035			

S10	OIL PRESSURE WARNING LIGHT SWITCH	T10	REVERSING LIGHT SWITCH	T20	BRAKE LIGHT SWITCH
T22	SWITCH CLUTCH CONTROL (CRUISE CONTROL)	T23	SWITCH BRAKE ACTUATION (ENGINE TIMING)	T25	SWITCH CLUTCH CONTROL (ENGINE CONTROL)

FUNCTIONS ON THE VEHICLE

Vehicle	alim.	kW	Date	Engine	 S10	 T10	 T20 - T23	 T22 - T25
---------	-------	----	------	--------	---	---	--	---

				ENGINE
1.6 4WD	Petrol	76	07/01->	M16A

Engine	Information	S10	T10	T20 - T23	T22 - T25
All engines			7.6219		
All engines	man., NOT FOR:(RC), NOT FOR:(SA), RH4163, RH4164, RH4165			7.1212	T20
All engines	NOT FOR:(SA), RH4162, RH416F			7.1273	T20

				ENGINE
1.6 4WD	Petrol	78	04/02->	M16A

Engine	Information	S10	T10	T20 - T23	T22 - T25
All engines	->ch. 200000, RH4162/RH4163, RH4164/RH4165, RH416F	7.0017			
All engines	ch. 200001 ->, RH4162/RH4163	7.0035			
All engines			7.6219		
All engines	man., NOT FOR:(RC), NOT FOR:(SA), RH4163, RH4164, RH4165			7.1212	T20
All engines	NOT FOR:(SA), RH4162, RH416F			7.1273	T20

				ENGINE
1.6 4WD	Petrol	79	01/05-12/07	M16A

Engine	Information	S10	T10	T20 - T23	T22 - T25
All engines		7.0017	7.6219		
All engines	man.			7.1212	T20

				ENGINE
1.6 i	Petrol	78	04/02->	M16A

Engine	Information	S10	T10	T20 - T23	T22 - T25
All engines	->ch. 200000, RH4162/RH4163, RH4164/RH4165, RH416F	7.0017			
All engines	ch. 200001 ->, RH4162/RH4163	7.0035			
All engines			7.6219		
All engines	man., NOT FOR:(RC), NOT FOR:(SA), RH4163, RH4164, RH4165			7.1212	T20
All engines	NOT FOR:(SA), RH4162, RH416F			7.1273	T20

				ENGINE
1.8 i	Petrol	92	10/01->	M18A

Engine	Information	S10	T10	T20 - T23	T22 - T25
All engines		7.0017	7.6219		
All engines	+manual transmission			7.1212	T20

SAMURAI

				ENGINE
1.3	Petrol	49	08/89-07/92	G13BA

Engine	Information	S10	T10	T20 - T23	T22 - T25
All engines		7.0017	7.6120	7.1169	T20

				ENGINE
1.3	Petrol	52	11/88-03/98	G13BA

Engine	Information	S10	T10	T20 - T23	T22 - T25
All engines		7.0017	7.6120	7.1169	T20

				ENGINE
1.3 Trazione integrale	Petrol	44	11/88-12/04	G13A

Engine	Information	S10	T10	T20 - T23	T22 - T25
All engines		7.0017	7.6120	7.1169	T20

				ENGINE
1.3 Trazione integrale	Petrol	47	11/88-12/04	G13A

Engine	Information	S10	T10	T20 - T23	T22 - T25
All engines		7.0017	7.6120	7.1169	T20

				ENGINE
1.3 Trazione integrale	Petrol	51	11/88-12/04	G13BA



Engine	Information	S10	T10	T20 - T23	T22 - T25
All engines		7.0017	7.6120	7.1169	T20

				ENGINE
1.3 Trazione integrale	Petrol	59	01/00-12/04	G13BA

Engine	Information	S10	T10	T20 - T23	T22 - T25
All engines		7.0017	7.6120	7.1169	T20

S10 OIL PRESSURE WARNING LIGHT SWITCH	T10 REVERSING LIGHT SWITCH	T20 BRAKE LIGHT SWITCH
T22 SWITCH CLUTCH CONTROL (CRUISE CONTROL)	T23 SWITCH BRAKE ACTUATION (ENGINE TIMING)	T25 SWITCH CLUTCH CONTROL (ENGINE CONTROL)

FUNCTIONS ON THE VEHICLE

Vehicle	alim.	kW	Date	Engine	 S10	 T10	 T20 - T23	 T22 - T25
---------	-------	----	------	--------	---	---	--	---

ENGINE				
1.9 D	Diesel	46	09/00-12/04	--

Engine	Information	S10	T10	T20 - T23	T22 - T25
All engines		7.0131	7.6120	7.1169 T20	

ENGINE				
1.9 D Trazione integrale	Diesel	47	11/98-12/04	--

Engine	Information	S10	T10	T20 - T23	T22 - T25
All engines		7.0116	7.6120	7.1169 T20	

ENGINE				
1.9 TD Trazione integrale	Diesel	46	11/98-12/04	XUD9

Engine	Information	S10	T10	T20 - T23	T22 - T25
All engines		7.0116	7.6120	7.1169 T20	

SIDEKICK

ENGINE				
1.6 JX 4x4	Petrol	59	04/89-04/96	G16A (8V)

Engine	Information	S10	T10	T20 - T23	T22 - T25
All engines		7.0017	7.6120	7.1169 T20	
All engines	+automatic transmission			7.1128 T20	

ENGINE				
1.6i [USA]	Petrol	0	01/89->	--

Engine	Information	S10	T10	T20 - T23	T22 - T25
All engines		7.0017	7.6120, 7.6155	7.1169 T20	
All engines	+automatic transmission, -cruise control			7.1105 T20	

ENGINE				
1.6i 16V J1X 4x4	Petrol	71	04/89-04/96	G16B

Engine	Information	S10	T10	T20 - T23	T22 - T25
All engines		7.0017	7.6120	7.1169 T20	
All engines	+automatic transmission			7.1128 T20	

ENGINE				
1.6i 16V J1V 4x4	Petrol	71	04/89-04/96	G16B

Engine	Information	S10	T10	T20 - T23	T22 - T25
All engines		7.0017	7.6120	7.1169 T20	
All engines	+automatic transmission			7.1128 T20	

SJ 410

ENGINE				
1.0	Petrol	33	09/81-07/91	F10A

Engine	Information	S10	T10	T20 - T23	T22 - T25
All engines		7.0017	7.6121	7.1006 T20	

SJ 413

ENGINE				
1.3	Petrol	47	09/84-08/90	G13A

Engine	Information	S10	T10	T20 - T23	T22 - T25
All engines		7.0017	7.6120	7.1169 T20	

SPLASH

ENGINE				
1.0	Petrol	48	01/08->	K10B

Engine	Information	S10	T10	T20 - T23	T22 - T25
All engines		7.0017	7.6219		
All engines	+start-stop function				7.1258 T22
All engines	-start-stop function				7.1287 T22



ENGINE				
1.0	Petrol	50	06/11->	K10B

Engine	Information	S10	T10	T20 - T23	T22 - T25
All engines		7.0017	7.6219		
All engines	+start-stop function				7.1258 T22
All engines	-start-stop function				7.1287 T22

ENGINE				
1.2	Petrol	63	01/08->	K12B

Engine	Information	S10	T10	T20 - T23	T22 - T25
All engines		7.0017	7.6219		

S10 OIL PRESSURE WARNING LIGHT SWITCH	T10 REVERSING LIGHT SWITCH	T20 BRAKE LIGHT SWITCH
T22 SWITCH CLUTCH CONTROL (CRUISE CONTROL)	T23 SWITCH BRAKE ACTUATION (ENGINE TIMING)	T25 SWITCH CLUTCH CONTROL (ENGINE CONTROL)

Vehicle	alim.	kW	Date	Engine				
					S10	T10	T20 - T23	T22 - T25

				ENGINE
1.2	Petrol	63	01/08->	K12B

Engine	Information	S10	T10	T20 - T23	T22 - T25
All engines	+start-stop function				7.1258 T22
All engines	-start-stop function				7.1287 T22

				ENGINE
1.2 LPG	Petrol/ Petroleum Gas (LPG)	63	04/08-12/14	K12B

Engine	Information	S10	T10	T20 - T23	T22 - T25
All engines		7.0017	7.6219		

				ENGINE
1.2 VWT	Petrol	66	06/11->	K12B

Engine	Information	S10	T10	T20 - T23	T22 - T25
All engines		7.0017	7.6219		7.1287 T22

				ENGINE
1.2 VWT	Petrol	67	08/12->	K12B

Engine	Information	S10	T10	T20 - T23	T22 - T25
All engines		7.0017	7.6219		
All engines	+start-stop function				7.1258 T22
All engines	-start-stop function				7.1287 T22

				ENGINE
1.2 VWT	Petrol	69	09/10->	K12B

Engine	Information	S10	T10	T20 - T23	T22 - T25
All engines		7.0017	7.6219		
All engines	+start-stop function				7.1258 T22
All engines	-start-stop function				7.1287 T22

				ENGINE
1.3 CDTI	Diesel	55	01/08->	D13A, Z 13 DTJ

Engine	Information	S10	T10	T20 - T23	T22 - T25
All engines		7.0096	7.6219	7.1212 T20	7.1207 T25

SUPER CARRY

				ENGINE
1.0	Petrol	30	09/94-03/99	F10A

Engine	Information	S10	T10	T20 - T23	T22 - T25
All engines		7.0017	7.6121	7.1006 T20	

				ENGINE
1.0	Petrol	31	10/92-03/99	F10A

Engine	Information	S10	T10	T20 - T23	T22 - T25
All engines		7.0017	7.6121	7.1006 T20	

				ENGINE
1.0	Petrol	33	10/85-03/99	F10A

Engine	Information	S10	T10	T20 - T23	T22 - T25
All engines		7.0017	7.6121	7.1006 T20	

SWIFT I / II

				ENGINE
1.0	Petrol	37	10/83-03/89	G10, G10A

Engine	Information	S10	T10	T20 - T23	T22 - T25
All engines		7.0017	7.6159	7.1006 T20	
All engines	+catalytic converter				7.1006 T22

				ENGINE
1.3	Petrol	50	10/84-03/89	G13A

Engine	Information	S10	T10	T20 - T23	T22 - T25
All engines		7.0017	7.6119		
All engines	pole nr. 4			7.1128 T20	
All engines	pole nr. 2			7.1169 T20	

				ENGINE
1.3	Petrol	54	10/84-03/89	G13A

Engine	Information	S10	T10	T20 - T23	T22 - T25
All engines		7.0017	7.6119		
All engines	pole nr. 4			7.1128 T20	
All engines	pole nr. 2			7.1169 T20	

S10 OIL PRESSURE WARNING LIGHT SWITCH	T10 REVERSING LIGHT SWITCH	T20 BRAKE LIGHT SWITCH
T22 SWITCH CLUTCH CONTROL (CRUISE CONTROL)	T23 SWITCH BRAKE ACTUATION (ENGINE TIMING)	T25 SWITCH CLUTCH CONTROL (ENGINE CONTROL)

FUNCTIONS ON THE VEHICLE

Vehicle	alim.	kW	Date	Engine	 S10	 T10	 T20 - T23	 T22 - T25
---------	-------	----	------	--------	---	---	--	---

				ENGINE
1.3 GTi/GXi	Petrol	74	08/85-03/89	G13B

Engine	Information	S10	T10	T20 - T23	T22 - T25
All engines		7.0017	7.6119	7.1169 T20	

SWIFT I / II / III

				ENGINE
1.0	Petrol	37	03/89-05/01	G10A

Engine	Information	S10	T10	T20 - T23	T22 - T25
All engines		7.0017	7.6159	7.1006 T20	
All engines	+catalytic converter				7.1006 T22

				ENGINE
1.0 i	Petrol	39	03/89-12/05	G10, G10A

Engine	Information	S10	T10	T20 - T23	T22 - T25
All engines		7.0017		7.1169 T20	
All engines	man.		7.6119		

				ENGINE
1.0 i	Petrol	40	03/89-12/91	G10A

Engine	Information	S10	T10	T20 - T23	T22 - T25
All engines		7.0017	7.6159	7.1006 T20	
All engines	+catalytic converter				7.1006 T22

				ENGINE
1.3	Petrol	50	03/89-05/01	G13A, G13B

Engine	Information	S10	T10	T20 - T23	T22 - T25
All engines		7.0017	7.6119		
All engines	pole nr. 4			7.1128 T20	
All engines	pole nr. 2			7.1169 T20	

				ENGINE
1.3	Petrol	51	03/89-10/96	G13BA

Engine	Information	S10	T10	T20 - T23	T22 - T25
All engines		7.0017			
All engines	man.		7.6119		
All engines	pole nr. 4			7.1128 T20	
All engines	pole nr. 2			7.1169 T20	

				ENGINE
1.3	Petrol	52	03/89-12/91	G13A, G13B

Engine	Information	S10	T10	T20 - T23	T22 - T25
All engines		7.0017	7.6119		
All engines	pole nr. 4			7.1128 T20	
All engines	pole nr. 2			7.1169 T20	

				ENGINE
1.3 4WD	Petrol	50	03/89-05/01	G13A

Engine	Information	S10	T10	T20 - T23	T22 - T25
All engines		7.0017	7.6119		
All engines	pole nr. 4			7.1128 T20	
All engines	pole nr. 2			7.1169 T20	

				ENGINE
1.3 4WD	Petrol	52	10/89-12/91	G13A

Engine	Information	S10	T10	T20 - T23	T22 - T25
All engines		7.0017	7.6119		
All engines	pole nr. 4			7.1128 T20	
All engines	pole nr. 2			7.1169 T20	

				ENGINE
1.3 GTi	Petrol	74	03/89-05/01	G13B





Engine	Information	S10	T10	T20 - T23	T22 - T25
All engines		7.0017	7.6119		
All engines	pole nr. 4			7.1105 T20	
All engines	pole nr. 2			7.1169 T20	

				ENGINE
1.3 GTi DOHC	Petrol	74	10/89-12/95	G13B

Engine	Information	S10	T10	T20 - T23	T22 - T25
All engines		7.0017	7.6119		
All engines	pole nr. 4			7.1105 T20	

S10 OIL PRESSURE WARNING LIGHT SWITCH	T10 REVERSING LIGHT SWITCH	T20 BRAKE LIGHT SWITCH
T22 SWITCH CLUTCH CONTROL (CRUISE CONTROL)	T23 SWITCH BRAKE ACTUATION (ENGINE TIMING)	T25 SWITCH CLUTCH CONTROL (ENGINE CONTROL)

FUNCTIONS ON THE VEHICLE

Vehicle	alim.	kW	Date	Engine	 S10	 T10	 T20 - T23	 T22 - T25
---------	-------	----	------	--------	---	---	--	---

1.3 GTi DOHC Petrol **74** 10/89-12/95 **ENGINE G13B**

Engine	Information	S10	T10	T20 - T23	T22 - T25
All engines	pole nr. 2			7.1169 T20	

1.3 GTi SOHC Petrol **50** 10/89-12/95 **ENGINE G13B**

Engine	Information	S10	T10	T20 - T23	T22 - T25
All engines		7.0017	7.6119		
All engines	pole nr. 4			7.1128 T20	
All engines	pole nr. 2			7.1169 T20	

1.3 i Petrol **50** 09/91-10/96 **ENGINE G13BA**

Engine	Information	S10	T10	T20 - T23	T22 - T25
All engines		7.0017			
All engines	man.		7.6119		
All engines	pole nr. 2			7.1169 T20	

1.3i SOHC (USA) Petrol **0** 01/89-12/94 **ENGINE --**

Engine	Information	S10	T10	T20 - T23	T22 - T25
All engines		7.0017	7.6119		
All engines	pole nr. 4			7.1105 T20	
All engines	pole nr. 2			7.1169 T20	

1.6 Petrol **70** 11/89-12/91 **ENGINE G16B**

Engine	Information	S10	T10	T20 - T23	T22 - T25
All engines		7.0017	7.6119		
All engines	pole nr. 2			7.1169 T20	

1.6 4WD Petrol **70** 11/89-12/91 **ENGINE G16B**

Engine	Information	S10	T10	T20 - T23	T22 - T25
All engines		7.0017	7.6119		
All engines	pole nr. 2			7.1169 T20	

1.6 i 16V Petrol **72** 08/92-10/96 **ENGINE G16BA**

Engine	Information	S10	T10	T20 - T23	T22 - T25
All engines		7.0017	7.6119		
All engines	pole nr. 2			7.1169 T20	

1.6 i 16V 4x4 Petrol **72** 08/92-10/96 **ENGINE G16BA**

Engine	Information	S10	T10	T20 - T23	T22 - T25
All engines		7.0017	7.6119		
All engines	pole nr. 2			7.1169 T20	

SWIFT III

1.3 [USA] Petrol **0** 06/95-05/01 **ENGINE --**

Engine	Information	S10	T10	T20 - T23	T22 - T25
All engines		7.0017	7.6119		
All engines	pole nr. 4			7.1105 T20	
All engines	pole nr. 2			7.1169 T20	

1.3 i Petrol **49** 06/96-03/01 **ENGINE G13BA**

Engine	Information	S10	T10	T20 - T23	T22 - T25
All engines		7.0017	7.6119		
All engines	pole nr. 2			7.1169 T20	

SWIFT IV

1.2 VVT/VVT Dualjet Petrol **66** 10/10-> **ENGINE K12B, K12BH**

Engine	Information	S10	T10	T20 - T23	T22 - T25
All engines		7.0017	7.6219	7.1212 T20	7.1258, 7.1287 T22, T25

S10 OIL PRESSURE WARNING LIGHT SWITCH	T10 REVERSING LIGHT SWITCH	T20 BRAKE LIGHT SWITCH
T22 SWITCH CLUTCH CONTROL (CRUISE CONTROL)	T23 SWITCH BRAKE ACTUATION (ENGINE TIMING)	T25 SWITCH CLUTCH CONTROL (ENGINE CONTROL)

FUNCTIONS ON THE VEHICLE

Vehicle	alim.	kW	Date	Engine	 S10	 T10	 T20 - T23	 T22 - T25
---------	-------	----	------	--------	---	---	--	---

				ENGINE
1.3	Petrol	67	02/05-06/15	M13A

Engine	Information	S10	T10	T20 - T23	T22 - T25
All engines		7.0017			7.1207 T22
All engines	seq/Man		7.6197	7.1212 T20	
All engines	man.		7.6219		
All engines	+alarm switch, seq/Man		7.6301		

				ENGINE
1.3	Petrol	68	02/05->	M13A

Engine	Information	S10	T10	T20 - T23	T22 - T25
All engines		7.0017	7.6219		7.1207 T22
All engines	semiaut.			7.1212 T20	

				ENGINE
1.3 4x4	Petrol	66	01/06->	M13A

Engine	Information	S10	T10	T20 - T23	T22 - T25
All engines		7.0017	7.6219		
All engines	semiaut.			7.1212 T20	

				ENGINE
1.3 4x4	Petrol	68	02/05->	M13A

Engine	Information	S10	T10	T20 - T23	T22 - T25
All engines		7.0017	7.6219		
All engines	semiaut.			7.1212 T20	

				ENGINE
1.3 DDiS	Diesel	51	08/05->	Z13DT

Engine	Information	S10	T10	T20 - T23	T22 - T25
All engines		7.0096	7.6073	7.1212 T20	7.1207 T22

				ENGINE
1.3 DDiS	Diesel	55	08/05->	D13A, Z13 DTJ

Engine	Information	S10	T10	T20 - T23	T22 - T25
All engines		7.0096	7.6073	7.1212 T20	7.1207 T22

				ENGINE
1.3 LPG	Petrol/ Petro- leum Gas (LPG)	68	09/08-12/10	M13A

Engine	Information	S10	T10	T20 - T23	T22 - T25
All engines		7.0017	7.6219		
All engines	semiaut.			7.1212 T20	

				ENGINE
1.5	Petrol	75	02/05->	M15A

Engine	Information	S10	T10	T20 - T23	T22 - T25
All engines		7.0017	7.6219		7.1207 T22
All engines	MADE BY:(H)			7.1212 T20	

				ENGINE
1.5 4x4	Petrol	74	02/05->	M15A

Engine	Information	S10	T10	T20 - T23	T22 - T25
All engines		7.0017			
All engines	man.		7.6219		

				ENGINE
1.6	Petrol	92	05/06->	M16A

Engine	Information	S10	T10	T20 - T23	T22 - T25
All engines		7.0017	7.6219		7.1207 T22

				ENGINE
1.6 4x4	Petrol	92	02/05->	M16A

Engine	Information	S10	T10	T20 - T23	T22 - T25
All engines		7.0017	7.6219		

SWIFT V

				ENGINE
1.2	Petrol	67	08/12->	K12B

Engine	Information	S10	T10	T20 - T23	T22 - T25
All engines		7.0017	7.6219	7.1212 T20	
All engines	COL:white				7.1258 T22
All engines	COL:black				7.1287 T22

S10	OIL PRESSURE WARNING LIGHT SWITCH	T10	REVERSING LIGHT SWITCH	T20	BRAKE LIGHT SWITCH
T22	SWITCH CLUTCH CONTROL (CRUISE CONTROL)	T23	SWITCH BRAKE ACTUATION (ENGINE TIMING)	T25	SWITCH CLUTCH CONTROL (ENGINE CONTROL)

FUNCTIONS ON THE VEHICLE

Vehicle	alim.	kW	Date	Engine	 S10	 T10	 T20 - T23	 T22 - T25
---------	-------	----	------	--------	---	---	--	---

				ENGINE
1.2	Petrol	69	10/10->	K12B

Engine	Information	S10	T10	T20 - T23	T22 - T25
All engines	->ch. TSMNZA72S0040000, ->ch. TSMNZC72S0040000	7.0017			
All engines			7.6219	7.1212 T20	7.1258, 7.1287 T22, T25

				ENGINE
1.2 4WD	Petrol	67	08/12->	K12B

Engine	Information	S10	T10	T20 - T23	T22 - T25
All engines		7.0017	7.6219	7.1212 T20	
All engines	COL:white				7.1258 T22
All engines	COL:black				7.1287 T22

				ENGINE
1.2 4x4	Petrol	69	10/10->	K12B

Engine	Information	S10	T10	T20 - T23	T22 - T25
All engines		7.0017	7.6219	7.1212 T20	7.1258, 7.1287 T22, T25

				ENGINE
1.3 DDiS	Diesel	55	10/10->	D13A

Engine	Information	S10	T10	T20 - T23	T22 - T25
All engines		7.0096	7.6219	7.1212 T20	7.1258, 7.1287 T22, T25

				ENGINE
1.4	Petrol	70	02/11->	K14B

Engine	Information	S10	T10	T20 - T23	T22 - T25
All engines		7.0017	7.6219	7.1212 T20	
All engines	COL:white				7.1258 T22
All engines	COL:black				7.1287 T22

				ENGINE
1.6	Petrol	100	01/12->	M16A

Engine	Information	S10	T10	T20 - T23	T22 - T25
All engines		7.0017	7.6219	7.1212 T20	7.1258, 7.1287 T22, T25

SWIFT VI

				ENGINE
1.0	Petrol	82	04/17->	K10C

Engine	Information	S10	T10	T20 - T23	T22 - T25
All engines			7.6219		7.1258, 7.1287 T22, T25
All engines	org. HALOGEN HEADLAMP(+)			7.1212 T20	

				ENGINE
1.0 SHVS	Petrol/ Electro	82	04/17->	K10C, K10CS

Engine	Information	S10	T10	T20 - T23	T22 - T25
All engines			7.6219		7.1287 T22
All engines	org. HALOGEN HEADLAMP(+)			7.1212 T20	
Eng. K10CS					7.1258 T22
Eng. K10C					7.1258 T25

				ENGINE
1.2	Petrol	66	04/17->	K12C

Engine	Information	S10	T10	T20 - T23	T22 - T25
All engines			7.6219		7.1258, 7.1287 T22, T25
All engines	org. HALOGEN HEADLAMP(+)			7.1212 T20	

				ENGINE
1.2 AllGrip	Petrol	66	04/17->	K12C

Engine	Information	S10	T10	T20 - T23	T22 - T25
All engines			7.6219		7.1258, 7.1287 T22, T25
All engines	org. HALOGEN HEADLAMP(+)			7.1212 T20	

				ENGINE
1.2 SHVS	Petrol/ Electro	66	04/17->	K12C, K12CS

Engine	Information	S10	T10	T20 - T23	T22 - T25
All engines			7.6219		7.1287 T22
All engines	org. HALOGEN HEADLAMP(+)			7.1212 T20	

S10 OIL PRESSURE WARNING LIGHT SWITCH	T10 REVERSING LIGHT SWITCH	T20 BRAKE LIGHT SWITCH
T22 SWITCH CLUTCH CONTROL (CRUISE CONTROL)	T23 SWITCH BRAKE ACTUATION (ENGINE TIMING)	T25 SWITCH CLUTCH CONTROL (ENGINE CONTROL)

FUNCTIONS ON THE VEHICLE

Vehicle	alim.	kW	Date	Engine	 S10	 T10	 T20 - T23	 T22 - T25
---------	-------	----	------	--------	---	---	--	---

ENGINE							
1.2 SHVS	Petrol/ Electro	66	04/17->	K12C, K12CS			
Engine	Information			S10	T10	T20 - T23	T22 - T25
Eng. K12CS							7.1258 T22
Eng. K12C							7.1258 T25

ENGINE							
1.2 SHVS AllGrip	Petrol/ Electro	66	04/17->	K12C, K12CS			
Engine	Information			S10	T10	T20 - T23	T22 - T25
All engines					7.6219		7.1287 T22
All engines	org. HALOGEN HEADLAMP(+)					7.1212 T20	
Eng. K12CS							7.1258 T22
Eng. K12C							7.1258 T25

SX4 I

ENGINE							
1.5	Petrol	73	06/06-07/10	M15A			
Engine	Information			S10	T10	T20 - T23	T22 - T25
All engines				7.0017	7.6219	7.1212 T20	7.1207 T22

ENGINE							
1.5 VVT	Petrol	82	07/10->	M15A			
Engine	Information			S10	T10	T20 - T23	T22 - T25
All engines				7.0017	7.6219	7.1212 T20	7.1207 T25

ENGINE							
1.5 VVT 4x4	Petrol	82	07/10->	M15A			
Engine	Information			S10	T10	T20 - T23	T22 - T25
All engines				7.0017		7.1212 T20	7.1207 T22

ENGINE							
1.5 VVTi	Petrol	81	07/07-12/15	M15A			
Engine	Information			S10	T10	T20 - T23	T22 - T25
All engines				7.0017	7.6219	7.1212 T20	7.1207 T25

ENGINE							
1.6	Petrol	74	06/06->	M16A			
Engine	Information			S10	T10	T20 - T23	T22 - T25
All engines				7.0017	7.6219	7.1212 T20	7.1207 T22
All engines	ch. JSA, RHD						7.1287 T22

ENGINE							
1.6	Petrol	75	10/07->	M16A			
Engine	Information			S10	T10	T20 - T23	T22 - T25
All engines				7.0017	7.6219	7.1212 T20	7.1207 T22
All engines	ch. JSA, RHD						7.1287 T22

ENGINE							
1.6	Petrol	79	10/07->	M16A			
Engine	Information			S10	T10	T20 - T23	T22 - T25
All engines				7.0017	7.6219	7.1212 T20	7.1207 T22
All engines	ch. JSA, RHD						7.1287 T22





ENGINE							
1.6	Petrol	88	10/07->	M16A			
Engine	Information			S10	T10	T20 - T23	T22 - T25
All engines				7.0017	7.6219	7.1212 T20	7.1207 T22

ENGINE							
1.6 AWD	Petrol	79	10/07-12/11	M16A			
Engine	Information			S10	T10	T20 - T23	T22 - T25
All engines				7.0017	7.6219	7.1212 T20	7.1207 T25

ENGINE							
1.6 AWD	Petrol	88	10/07->	M16A			
Engine	Information			S10	T10	T20 - T23	T22 - T25
All engines				7.0017	7.6219	7.1212 T20	7.1207 T22
All engines	ch. JSA, RHD						7.1287 T22

S10 OIL PRESSURE WARNING LIGHT SWITCH	T10 REVERSING LIGHT SWITCH	T20 BRAKE LIGHT SWITCH
T22 SWITCH CLUTCH CONTROL (CRUISE CONTROL)	T23 SWITCH BRAKE ACTUATION (ENGINE TIMING)	T25 SWITCH CLUTCH CONTROL (ENGINE CONTROL)

FUNCTIONS ON THE VEHICLE

Vehicle	alim.	kW	Date	Engine	 S10	 T10	 T20 - T23	 T22 - T25
---------	-------	----	------	--------	---	---	--	---

ENGINE							
1.6 DDIS	Diesel	66	04/07->	9HX			
Engine	Information			S10	T10	T20 - T23	T22 - T25
All engines				7.0130	7.6219	7.1212 T20	7.1207 T22

ENGINE							
1.6 VVT	Petrol	79	06/06->	M16A			
Engine	Information			S10	T10	T20 - T23	T22 - T25
All engines				7.0017	7.6219	7.1212 T20	7.1207 T22

ENGINE							
1.6 VVT	Petrol	82	07/09-12/15	M16A			
Engine	Information			S10	T10	T20 - T23	T22 - T25
All engines				7.0017	7.6219	7.1212 T20	7.1287 T22

ENGINE							
1.6 VVT	Petrol	88	07/09->	M16A			
Engine	Information			S10	T10	T20 - T23	T22 - T25
All engines				7.0017	7.6219	7.1212 T20	7.1207 T22

ENGINE							
1.6 VVT 4x4	Petrol	79	06/06->	M16A			
Engine	Information			S10	T10	T20 - T23	T22 - T25
All engines				7.0017	7.6219	7.1212 T20	7.1207 T22

ENGINE							
1.6 VVT 4x4	Petrol	88	07/09->	M16A			
Engine	Information			S10	T10	T20 - T23	T22 - T25
All engines				7.0017	7.6219	7.1212 T20	7.1207 T22

ENGINE							
1.6 VVT LPG	Petrol/ Petroleum Gas (LPG)	79	06/06-12/12	M16A			
Engine	Information			S10	T10	T20 - T23	T22 - T25
All engines				7.0017	7.6219	7.1212 T20	

ENGINE							
1.9 DDiS	Diesel	88	06/06->	D19AA			
Engine	Information			S10	T10	T20 - T23	T22 - T25
All engines				7.0096	7.6219	7.1212 T20	7.1207 T22

ENGINE							
1.9 DDiS 4x4	Diesel	88	06/06->	D19AA			
Engine	Information			S10	T10	T20 - T23	T22 - T25
All engines				7.0096	7.6219	7.1212 T20	7.1207 T22

ENGINE							
2.0	Petrol	107	06/06->	J20A			
Engine	Information			S10	T10	T20 - T23	T22 - T25
All engines				7.0017	7.6219	7.1212 T20	7.1287 T22

ENGINE							
2.0 4x4	Petrol	107	06/06->	J20A			
Engine	Information			S10	T10	T20 - T23	T22 - T25
All engines				7.0017	7.6219	7.1212 T20	7.1287 T22

ENGINE							
2.0 DDiS	Diesel	99	07/09->	D20AA			
Engine	Information			S10	T10	T20 - T23	T22 - T25
All engines				7.0096	7.6219	7.1212 T20	7.1207 T25

ENGINE							
2.0 DDiS 4x4	Diesel	99	07/09->	D20AA			
Engine	Information			S10	T10	T20 - T23	T22 - T25
All engines				7.0096	7.6219	7.1212 T20	7.1207 T25

ENGINE							
2.0 VVT [ExtraEU]	Petrol	107	01/07-12/15	J20A			
Engine	Information			S10	T10	T20 - T23	T22 - T25
All engines				7.0114		7.1212 T20	

S10 OIL PRESSURE WARNING LIGHT SWITCH	T10 REVERSING LIGHT SWITCH	T20 BRAKE LIGHT SWITCH
T22 SWITCH CLUTCH CONTROL (CRUISE CONTROL)	T23 SWITCH BRAKE ACTUATION (ENGINE TIMING)	T25 SWITCH CLUTCH CONTROL (ENGINE CONTROL)

FUNCTIONS ON THE VEHICLE

Vehicle	alim.	kW	Date	Engine	 S10	 T10	 T20 - T23	 T22 - T25
---------	-------	----	------	--------	---	---	--	---

SX4 II

1.0	Petrol	82	08/16->	ENGINE K10C
-----	--------	----	---------	----------------

Engine	Information	S10	T10	T20 - T23	T22 - T25
All engines			7.6219	7.1212 T20	
All engines	+hill start assist				7.1258 T22
All engines	-hill start assist				7.1287 T22

1.0 AllGrip	Petrol	82	08/16->	ENGINE K10C
-------------	--------	----	---------	----------------

Engine	Information	S10	T10	T20 - T23	T22 - T25
All engines			7.6219	7.1212 T20	
All engines	+hill start assist				7.1258 T22
All engines	-hill start assist				7.1287 T22

1.4 T	Petrol	103	08/16->	ENGINE K14C
-------	--------	-----	---------	----------------

Engine	Information	S10	T10	T20 - T23	T22 - T25
All engines			7.6219	7.1212 T20	
All engines	version 2				7.1258 T22
All engines	version 1				7.1287 T22

1.4 T AllGrip	Petrol	103	08/16->	ENGINE K14C
---------------	--------	-----	---------	----------------

Engine	Information	S10	T10	T20 - T23	T22 - T25
All engines			7.6219	7.1212 T20	
All engines	version 2				7.1258 T22
All engines	version 1				7.1287 T22

1.6	Petrol	86	12/13->	ENGINE M16A
-----	--------	----	---------	----------------

Engine	Information	S10	T10	T20 - T23	T22 - T25
All engines		7.0017	7.6219	7.1212 T20	
All engines	+hill start assist				7.1258 T22
All engines	-hill start assist				7.1287 T22

1.6	Petrol	88	08/13->	ENGINE M16A
-----	--------	----	---------	----------------

Engine	Information	S10	T10	T20 - T23	T22 - T25
All engines		7.0017	7.6219	7.1212 T20	
All engines	+hill start assist				7.1258 T22
All engines	-hill start assist				7.1287 T22

1.6 AllGrip	Petrol	86	12/13->	ENGINE M16A
-------------	--------	----	---------	----------------

Engine	Information	S10	T10	T20 - T23	T22 - T25
All engines		7.0017	7.6219	7.1212 T20	
All engines	+hill start assist				7.1258 T22
All engines	-hill start assist				7.1287 T22

1.6 AllGrip	Petrol	88	08/13->	ENGINE M16A
-------------	--------	----	---------	----------------

Engine	Information	S10	T10	T20 - T23	T22 - T25
All engines		7.0017	7.6219	7.1212 T20	
All engines	+hill start assist				7.1258 T22
All engines	-hill start assist				7.1287 T22

1.6 DDiS	Diesel	88	08/13->	ENGINE D16AA
----------	--------	----	---------	-----------------

Engine	Information	S10	T10	T20 - T23	T22 - T25
All engines		7.0096	7.6219	7.1212 T20	
All engines	+hill start assist				7.1258 T22
All engines	-hill start assist				7.1287 T22

1.6 DDiS AllGrip	Diesel	88	08/13->	ENGINE D16AA
------------------	--------	----	---------	-----------------

Engine	Information	S10	T10	T20 - T23	T22 - T25
All engines		7.0096	7.6219	7.1212 T20	
All engines	+hill start assist				7.1258 T22
All engines	-hill start assist				7.1287 T22

S10 OIL PRESSURE WARNING LIGHT SWITCH	T10 REVERSING LIGHT SWITCH	T20 BRAKE LIGHT SWITCH
T22 SWITCH CLUTCH CONTROL (CRUISE CONTROL)	T23 SWITCH BRAKE ACTUATION (ENGINE TIMING)	T25 SWITCH CLUTCH CONTROL (ENGINE CONTROL)

FUNCTIONS ON THE VEHICLE

Vehicle	alim.	kW	Date	Engine	 S10	 T10	 T20 - T23	 T22 - T25
---------	-------	----	------	--------	---	---	--	---

				ENGINE
1.6 VVT	Petrol	88	09/13-12/15	M16A

Engine	Information	S10	T10	T20 - T23	T22 - T25
All engines		7.0017	7.6219	T20	7.1207 T22

				ENGINE
2.0 DDiS	Diesel	99	09/13-12/15	D20AA

Engine	Information	S10	T10	T20 - T23	T22 - T25
All engines		7.0096	7.6219	T20	7.1207 T22

				ENGINE
1.6	Petrol	55	01/90-12/93	G16A (8V)

Engine	Information	S10	T10	T20 - T23	T22 - T25
All engines		7.0017	7.6120	T20	
All engines	+automatic transmission			7.1105 T20	

				ENGINE
1.6	Petrol	59	07/88-01/95	G16A (8V)

Engine	Information	S10	T10	T20 - T23	T22 - T25
All engines		7.0017	7.6120	T20	
All engines	+automatic transmission			7.1105 T20	

				ENGINE
1.6	Petrol	70	02/91-03/98	G16B

Engine	Information	S10	T10	T20 - T23	T22 - T25
All engines		7.0017	7.6120	T20	
All engines	+automatic transmission			7.1105 T20	

				ENGINE
1.6 8V	Petrol	0	01/95-12/98	G16A (8V)

Engine	Information	S10	T10	T20 - T23	T22 - T25
All engines		7.0017			
All engines	no specific info conc. application available		7.6120		
All engines	no specific info conc. application available, with reduction gear		7.6320		
All engines	+automatic transmission, pole nr. 4			7.1128 T20	
All engines	pole nr. 2			7.1169 T20	

				ENGINE
1.6 16V	Petrol	69	10/99-10/02	G16B

Engine	Information	S10	T10	T20 - T23	T22 - T25
All engines		7.0017			
All engines	no specific info conc. application available		7.6120		
All engines	no specific info conc. application available, with reduction gear		7.6320		
All engines	+automatic transmission, pole nr. 4			7.1128 T20	
All engines	pole nr. 2			7.1169 T20	

				ENGINE
1.6 i 16V	Petrol	71	07/90-03/99	G16B





Engine	Information	S10	T10	T20 - T23	T22 - T25
All engines		7.0017			
All engines	no specific info conc. application available		7.6120		
All engines	no specific info conc. application available, with reduction gear		7.6320		
All engines	+automatic transmission, pole nr. 4			7.1128 T20	
All engines	pole nr. 2			7.1169 T20	

				ENGINE
1.6 i 16V Trazione integrale	Petrol	71	07/90-03/98	G16B

Engine	Information	S10	T10	T20 - T23	T22 - T25
All engines		7.0017			
All engines	no specific info conc. application available		7.6120		
All engines	no specific info conc. application available, with reduction gear		7.6320		
All engines	+automatic transmission, pole nr. 4			7.1128 T20	
All engines	pole nr. 2			7.1169 T20	

S10 OIL PRESSURE WARNING LIGHT SWITCH	T10 REVERSING LIGHT SWITCH	T20 BRAKE LIGHT SWITCH
T22 SWITCH CLUTCH CONTROL (CRUISE CONTROL)	T23 SWITCH BRAKE ACTUATION (ENGINE TIMING)	T25 SWITCH CLUTCH CONTROL (ENGINE CONTROL)

FUNCTIONS ON THE VEHICLE

Vehicle	alim.	kW	Date	Engine	 S10	 T10	 T20 - T23	 T22 - T25
---------	-------	----	------	--------	---	---	--	---

				ENGINE
1.6 Trazione integrale	Petrol	59	07/88-03/98	G16A (8V)

Engine	Information	S10	T10	T20 - T23	T22 - T25
All engines		7.0017	7.6120		
All engines	+automatic transmission			7.1105 T20	
All engines	+manual transmission			7.1169 T20	

				ENGINE
1.6 Trazione integrale	Petrol	60	07/88-12/91	G16A (8V)

Engine	Information	S10	T10	T20 - T23	T22 - T25
All engines		7.0017	7.6120		
All engines	+automatic transmission			7.1105 T20	
All engines	+manual transmission			7.1169 T20	

				ENGINE
1.9 D	Diesel	50	01/95-03/98	XUD9A

Engine	Information	S10	T10	T20 - T23	T22 - T25
All engines		7.0116		7.1169 T20	
All engines	no specific info conc. application available		7.6120		
All engines	4WD, no specific info conc. application available		7.6320		

				ENGINE
1.9 D	Diesel	55	08/96-03/99	XUD9SD

Engine	Information	S10	T10	T20 - T23	T22 - T25
All engines		7.0116		7.1169 T20	
All engines	no specific info conc. application available		7.6120		
All engines	4WD, no specific info conc. application available		7.6320		

				ENGINE
1.9 D Trazione integrale	Diesel	50	01/95-03/98	XUD9A

Engine	Information	S10	T10	T20 - T23	T22 - T25
All engines		7.0116		7.1169 T20	
All engines	no specific info conc. application available		7.6120		
All engines	4WD, no specific info conc. application available		7.6320		

				ENGINE
1.9 D Trazione integrale	Diesel	55	08/96-03/98	XUD9SD

Engine	Information	S10	T10	T20 - T23	T22 - T25
All engines		7.0116		7.1169 T20	
All engines	no specific info conc. application available		7.6120		
All engines	4WD, no specific info conc. application available		7.6320		

				ENGINE
2.0 16V	Petrol	97	12/96-03/99	J20A

Engine	Information	S10	T10	T20 - T23	T22 - T25
All engines		7.0017			
All engines	no specific info conc. application available		7.6120		
All engines	4WD, no specific info conc. application available		7.6320		
All engines	pole nr. 4			7.1128 T20	
All engines	pole nr. 2			7.1169 T20	

				ENGINE
2.0 16V Trazione integrale	Petrol	97	12/96-03/98	J20A

Engine	Information	S10	T10	T20 - T23	T22 - T25
All engines		7.0017			
All engines	no specific info conc. application available		7.6120		
All engines	4WD, no specific info conc. application available		7.6320		
All engines	pole nr. 4			7.1128 T20	
All engines	pole nr. 2			7.1169 T20	

				ENGINE
2.0 TD Intercooler Trazione integrale	Diesel	64	12/95-03/98	RF

Engine	Information	S10	T10	T20 - T23	T22 - T25
All engines		7.0016			
All engines	no specific info conc. application available		7.6103		
All engines	4WD, no specific info conc. application available		7.6320		

S10 OIL PRESSURE WARNING LIGHT SWITCH	T10 REVERSING LIGHT SWITCH	T20 BRAKE LIGHT SWITCH
T22 SWITCH CLUTCH CONTROL (CRUISE CONTROL)	T23 SWITCH BRAKE ACTUATION (ENGINE TIMING)	T25 SWITCH CLUTCH CONTROL (ENGINE CONTROL)

FUNCTIONS ON THE VEHICLE

Vehicle	alim.	kW	Date	Engine	 S10	 T10	 T20 - T23	 T22 - T25
---------	-------	----	------	--------	---	---	--	---

				ENGINE
2.0 TD Intercooler Trazione integrale	Diesel	64	12/95-03/98	RF

Engine	Information	S10	T10	T20 - T23	T22 - T25
All engines	pole nr. 4			7.1128 T20	
All engines	pole nr. 2			7.1169 T20	

				ENGINE
2.0 TD Trazione integrale	Diesel	52	12/94-03/98	RF

Engine	Information	S10	T10	T20 - T23	T22 - T25
All engines		7.0016			
All engines	no specific info conc. application available		7.6103		
All engines	4WD, no specific info conc. application available		7.6320		
All engines	pole nr. 4			7.1128 T20	
All engines	pole nr. 2			7.1169 T20	

				ENGINE
2.0 V6 24V Trazione integrale	Petrol	100	12/94-03/98	H 20 A

Engine	Information	S10	T10	T20 - T23	T22 - T25
All engines		7.0017			
All engines	no specific info conc. application available		7.6120		
All engines	4WD, no specific info conc. application available		7.6320		
All engines	pole nr. 4			7.1128 T20	
All engines	pole nr. 2			7.1169 T20	

VITARA II

				ENGINE
1.6i [USA]	Petrol	0	08/99-12/06	--

Engine	Information	S10	T10	T20 - T23	T22 - T25
All engines		7.0017	7.6120		7.1169 T22
All engines	+automatic transmission, -cruise control			7.1105 T20	
All engines	+manual transmission, -cruise control			7.1169 T20	

				ENGINE
2.0i [USA]	Petrol	0	08/99->	--

Engine	Information	S10	T10	T20 - T23	T22 - T25
All engines		7.0017	7.6120		7.1169 T22
All engines	+automatic transmission, -cruise control			7.1105 T20	
All engines	+manual transmission, -cruise control			7.1169 T20	

VITARA II / III

				ENGINE
2.0 HDI	Diesel	64	12/03-12/05	RHP (DW10TD)

Engine	Information	S10	T10	T20 - T23	T22 - T25
All engines		7.0130		7.1169 T20	
All engines	no specific info conc. application available		7.6120		
All engines	+alarm switch, no specific info conc. application available		7.6320		

				ENGINE
HDI	Diesel	64	12/03-12/05	RHP (DW10TD)

Engine	Information	S10	T10	T20 - T23	T22 - T25
All engines		7.0130		7.1169 T20	
All engines	no specific info conc. application available		7.6120		
All engines	+alarm switch, no specific info conc. application available		7.6320		

VITARA IV

				ENGINE
1.4 T	Petrol	103	09/15->	K14C


Engine	Information	S10	T10	T20 - T23	T22 - T25
All engines			7.6219	7.1212 T20	7.1258, 7.1287 T22, T25

				ENGINE
1.4 T AllGrip	Petrol	103	09/15->	K14C

Engine	Information	S10	T10	T20 - T23	T22 - T25
All engines			7.6219	7.1212 T20	7.1258, 7.1287 T22, T25

S10 OIL PRESSURE WARNING LIGHT SWITCH	T10 REVERSING LIGHT SWITCH	T20 BRAKE LIGHT SWITCH
T22 SWITCH CLUTCH CONTROL (CRUISE CONTROL)	T23 SWITCH BRAKE ACTUATION (ENGINE TIMING)	T25 SWITCH CLUTCH CONTROL (ENGINE CONTROL)

FUNCTIONS ON THE VEHICLE

Vehicle	alim.	kW	Date	Engine	 S10	 T10	 T20 - T23	 T22 - T25
---------	-------	----	------	--------	---	---	--	---

				ENGINE
1.6	Petrol	86	05/15->	M16A

Engine	Information	S10	T10	T20 - T23	T22 - T25
All engines			7.6219	7.1212 T20	
All engines	version 2				7.1258 T22
All engines	version 1				7.1287 T22

				ENGINE
1.6	Petrol	88	02/15->	M16A

Engine	Information	S10	T10	T20 - T23	T22 - T25
All engines		7.0017	7.6219	7.1212 T20	7.1258, 7.1287 T22, T25

				ENGINE
1.6 AllGrip	Petrol	86	05/15->	M16A

Engine	Information	S10	T10	T20 - T23	T22 - T25
All engines			7.6219	7.1212 T20	
All engines	version 2				7.1258 T22
All engines	version 1				7.1287 T22

				ENGINE
1.6 AllGrip	Petrol	88	02/15->	M16A

Engine	Information	S10	T10	T20 - T23	T22 - T25
All engines		7.0017	7.6219	7.1212 T20	7.1258, 7.1287 T22, T25

				ENGINE
1.6 DDiS	Diesel	88	02/15->	D16AA

Engine	Information	S10	T10	T20 - T23	T22 - T25
All engines		7.0096	7.6219	7.1212 T20	7.1258, 7.1287 T22, T25

				ENGINE
1.6 DDiS AllGrip	Diesel	88	02/15->	D16AA

Engine	Information	S10	T10	T20 - T23	T22 - T25
All engines		7.0096	7.6219	7.1212 T20	
All engines	COL:white				7.1258 T22
All engines	COL:black				7.1287 T22

WAGON R II

				ENGINE
1.0	Petrol	48	02/98-05/00	K10A

Engine	Information	S10	T10	T20 - T23	T22 - T25
All engines		7.0017	7.6119		
All engines	man., spanner size 14, thread M10x1.25			7.1169 T20	

				ENGINE
1.0	Petrol	73	07/97-07/00	K10A

Engine	Information	S10	T10	T20 - T23	T22 - T25
All engines		7.0017	7.6119		
All engines	spanner size 14, thread M10x1.25			7.1169 T20	

				ENGINE
1.0 [ExtraEU]	Petrol	51	08/00-07/03	K10A

Engine	Information	S10	T10	T20 - T23	T22 - T25
All engines		7.0017	7.6119		
All engines	man., spanner size 14, thread M10x1.25			7.1169 T20	

				ENGINE
1.2	Petrol	51	02/98-05/00	K12A

Engine	Information	S10	T10	T20 - T23	T22 - T25
All engines		7.0017	7.6119		
All engines	man., spanner size 14, thread M10x1.25			7.1169 T20	

				ENGINE
1.2 4WD	Petrol	51	02/98-05/00	K12A



Engine	Information	S10	T10	T20 - T23	T22 - T25
All engines		7.0017	7.6119		
All engines	spanner size 14, thread M10x1.25			7.1169 T20	

				ENGINE
1.3 [ExtraEU]	Petrol	56	04/99-08/03	G13BB

Engine	Information	S10	T10	T20 - T23	T22 - T25
All engines		7.0017	7.6219	7.1273 T20	

S10	OIL PRESSURE WARNING LIGHT SWITCH	T10	REVERSING LIGHT SWITCH	T20	BRAKE LIGHT SWITCH
T22	SWITCH CLUTCH CONTROL (CRUISE CONTROL)	T23	SWITCH BRAKE ACTUATION (ENGINE TIMING)	T25	SWITCH CLUTCH CONTROL (ENGINE CONTROL)

FUNCTIONS ON THE VEHICLE

Vehicle	alim.	kW	Date	Engine	 S10	 T10	 T20 - T23	 T22 - T25
---------	-------	----	------	--------	---	---	--	---

WAGON R III

1.0	Petrol	39	07/03-08/05	ENGINE G10A
-----	--------	----	-------------	----------------

Engine	Information	S10	T10	T20 - T23	T22 - T25
All engines		7.0017	7.6219	7.1273 T20	

1.0	Petrol	44	06/04-08/05	ENGINE Z 10 EXP, Z 10 XEP
-----	--------	----	-------------	------------------------------

Engine	Information	S10	T10	T20 - T23	T22 - T25
All engines		7.0017	7.6219	7.1273 T20	
Eng. Z 10 XEP					7.1207 T22

1.2	Petrol	59	06/04-08/05	ENGINE Z 12 XEP
-----	--------	----	-------------	--------------------

Engine	Information	S10	T10	T20 - T23	T22 - T25
All engines			7.6219	7.1273 T20	

1.3	Petrol	65	09/03-12/10	ENGINE M13A
-----	--------	----	-------------	----------------

Engine	Information	S10	T10	T20 - T23	T22 - T25
All engines		7.0017	7.6219	7.1273 T20	

WAGON R+ II

1.0	Petrol	51	08/00-07/03	ENGINE K10A
-----	--------	----	-------------	----------------

Engine	Information	S10	T10	T20 - T23	T22 - T25
All engines		7.0017	7.6219	7.1273 T20	

1.0 XT Plus	Petrol	74	08/00-07/01	ENGINE --
-------------	--------	----	-------------	--------------

Engine	Information	S10	T10	T20 - T23	T22 - T25
All engines		7.0017	7.6219	7.1273 T20	

1.3	Petrol	56	05/00-12/04	ENGINE G13BB
-----	--------	----	-------------	-----------------

Engine	Information	S10	T10	T20 - T23	T22 - T25
All engines		7.0017	7.6219	7.1273 T20	

1.3	Petrol	65	08/01->	ENGINE M13A
-----	--------	----	---------	----------------

Engine	Information	S10	T10	T20 - T23	T22 - T25
All engines		7.0017	7.6219	7.1273 T20	

1.3	Petrol	69	09/03->	ENGINE M13A
-----	--------	----	---------	----------------

Engine	Information	S10	T10	T20 - T23	T22 - T25
All engines		7.0017	7.6219	7.1273 T20	7.1207 T22

1.3 4WD	Petrol	56	10/01->	ENGINE G13BB
---------	--------	----	---------	-----------------

Engine	Information	S10	T10	T20 - T23	T22 - T25
All engines	->ch. TSM53S00210000, ch. TSM53S00210001 ->	7.0017			
All engines			7.6219	7.1273 T20	

1.3 4WD	Petrol	69	09/03->	ENGINE M13A
---------	--------	----	---------	----------------

Engine	Information	S10	T10	T20 - T23	T22 - T25
All engines		7.0017	7.6219	7.1273 T20	7.1207 T22

1.3 DDiS	Diesel	51	09/03->	ENGINE Z13DT
----------	--------	----	---------	-----------------





Engine	Information	S10	T10	T20 - T23	T22 - T25
All engines		7.0096	7.6073	7.1273 T20	7.1207 T22

X-90

1.6 i 16V	Petrol	71	09/95-12/97	ENGINE G16B
-----------	--------	----	-------------	----------------

Engine	Information	S10	T10	T20 - T23	T22 - T25
All engines		7.0017	7.6120		
All engines	man., NOT FOR:(SA), spanner size 14, thread M10x1.25			7.1169 T20	

S10 OIL PRESSURE WARNING LIGHT SWITCH	T10 REVERSING LIGHT SWITCH	T20 BRAKE LIGHT SWITCH
T22 SWITCH CLUTCH CONTROL (CRUISE CONTROL)	T23 SWITCH BRAKE ACTUATION (ENGINE TIMING)	T25 SWITCH CLUTCH CONTROL (ENGINE CONTROL)

Vehicle	alim.	kW	Date	Engine	FUNCTIONS ON THE VEHICLE			
					 S10	 T10	 T20 - T23	 T22 - T25

					ENGINE
1.6 i 16V 4x4	Petrol	71	09/95-12/97		G16B

Engine	Information	S10	T10	T20 - T23	T22 - T25
All engines		7.0017	7.6120		
All engines	man., NOT FOR:(SA), spanner size 14, thread M10x1.25			7.1169 T20	

S10	OIL PRESSURE WARNING LIGHT SWITCH	T10	REVERSING LIGHT SWITCH	T20	BRAKE LIGHT SWITCH
T22	SWITCH CLUTCH CONTROL (CRUISE CONTROL)	T23	SWITCH BRAKE ACTUATION (ENGINE TIMING)	T25	SWITCH CLUTCH CONTROL (ENGINE CONTROL)

The present application list is a brief version. For the detailed information about the possibility of installation on a specific vehicle, please refer to our web-catalogue <http://catalogo.facet.eu/>

FUNCTIONS ON THE VEHICLE

Vehicle	alim.	kW	Date	Engine				
					S10	T10	T20 - T23	T22 - T25

SAMBIA

ENGINE
1.1

Engine	Information
Petrol	37
All engines	01/81-06/86
	XW7

S10	T10	T20 - T23	T22 - T25
	7.6015	7.1007 T20	

SOLARA

ENGINE
1.3

Engine	Information
Petrol	40
All engines	02/80-07/86
	6G1D/VP
	3 Speed

S10	T10	T20 - T23	T22 - T25
	7.6003, 7.6019		

TAGORA

ENGINE
2.6

Engine	Information
Petrol	122
All engines	08/81-10/83
	9L6

S10	T10	T20 - T23	T22 - T25
	7.6017		

S10	OIL PRESSURE WARNING LIGHT SWITCH	T10	REVERSING LIGHT SWITCH	T20	BRAKE LIGHT SWITCH
T22	SWITCH CLUTCH CONTROL (CRUISE CONTROL)	T23	SWITCH BRAKE ACTUATION (ENGINE TIMING)	T25	SWITCH CLUTCH CONTROL (ENGINE CONTROL)

FUNCTIONS ON THE VEHICLE

Vehicle	alim.	kW	Date	Engine	 S10	 T10	 T20 - T23	 T22 - T25
---------	-------	----	------	--------	---	---	--	---

4 RUNNER

				ENGINE
2.4 D	Diesel	66	08/89-11/95	2L-T

Engine	Information	S10	T10	T20 - T23	T22 - T25
All engines			7.6111		
All engines	-> 01/08/90			7.1017 T20	
All engines	01/08/90 ->			7.1089 T20	

				ENGINE
2.4 i [USA]	Petrol	0	01/88-12/93	22RE

Engine	Information	S10	T10	T20 - T23	T22 - T25
All engines			7.6111		
All engines	COL:black			7.1017 T20	
All engines	COL:white			7.1053 T20	
All engines	COL:light blue, pole nr. 2			7.1089 T20	
All engines	COL:light blue, pole nr. 4			7.1090 T20	

				ENGINE
2.7 4WD	Petrol	112	11/95-08/02	3RZ-FE

Engine	Information	S10	T10	T20 - T23	T22 - T25
All engines	COL:black, spanner size 24, switch press. 0.2 bar, TOKAI RIKA	7.0114			
All engines	spanner size 27, thread M18x1.5		7.6111		
All engines	-cruise control, MATSUSHITA			7.1089 T20	
All engines	+cruise control, MATSUSHITA, spanner size 14, thread M10x1.25			7.1090 T20	
All engines					7.1257 T22

				ENGINE
2.7 i	Petrol	112	11/95-03/96	3RZ-FE

Engine	Information	S10	T10	T20 - T23	T22 - T25
All engines		7.0114	7.6111		
All engines	-cruise control			7.1089 T20	
All engines	+cruise control			7.1090 T20	

				ENGINE
3.0	Petrol	105	01/90-10/95	3VZ-E

Engine	Information	S10	T10	T20 - T23	T22 - T25
All engines			7.6111		
All engines	-> 01/08/90			7.1017 T20	
All engines	01/08/90 ->			7.1089 T20	

				ENGINE
3.0	Petrol	112	08/88-10/95	3VZ-E

Engine	Information	S10	T10	T20 - T23	T22 - T25
All engines			7.6111		
All engines	-> 01/08/90			7.1017 T20	
All engines	01/08/90 ->			7.1089 T20	

				ENGINE
3.0 [USA]	Petrol	0	01/88-12/91	3VZ-E

Engine	Information	S10	T10	T20 - T23	T22 - T25
All engines			7.6111		
All engines	-cruise control			7.1089 T20	
All engines	+cruise control			7.1090 T20	

				ENGINE
3.4 4WD	Petrol	136	09/98-11/02	5VZ-FE


Engine	Information	S10	T10	T20 - T23	T22 - T25
All engines	COL:black, spanner size 24, switch press. 0.2 bar, TOKAI RIKA	7.0114			
All engines	spanner size 27, thread M18x1.5		7.6111		
All engines	-cruise control, MATSUSHITA			7.1089 T20	
All engines	+cruise control, MATSUSHITA, spanner size 14, thread M10x1.25			7.1090 T20	
All engines					7.1257 T22

				ENGINE
3.4 i	Petrol	136	11/95-03/96	5VZ-FE

Engine	Information	S10	T10	T20 - T23	T22 - T25
All engines		7.0114	7.6111		
All engines	-cruise control			7.1089 T20	
All engines	+cruise control			7.1090 T20	

S10 OIL PRESSURE WARNING LIGHT SWITCH	T10 REVERSING LIGHT SWITCH	T20 BRAKE LIGHT SWITCH
T22 SWITCH CLUTCH CONTROL (CRUISE CONTROL)	T23 SWITCH BRAKE ACTUATION (ENGINE TIMING)	T25 SWITCH CLUTCH CONTROL (ENGINE CONTROL)

FUNCTIONS ON THE VEHICLE

Vehicle	alim.	kW	Date	Engine	 S10	 T10	 T20 - T23	 T22 - T25
---------	-------	----	------	--------	---	---	--	---

AQUA

				ENGINE
1.5 Hybrid	Petrol/ Electro	54	12/11->	1NZ-FXE

Engine	Information	S10	T10	T20 - T23	T22 - T25
All engines		7.0114			

AURION

				ENGINE
3.5	Petrol	200	03/06-09/11	2GR-FE

Engine	Information	S10	T10	T20 - T23	T22 - T25
All engines	COL:black, spanner size 24, switch press. 0.2 bar, TOKAI RIKA	7.0114			
All engines				7.1212 T20	

				ENGINE
3.5 VVTi [ExtraEU]	Petrol	200	09/11->	2GR-FE

Engine	Information	S10	T10	T20 - T23	T22 - T25
All engines	COL:black, spanner size 24, switch press. 0.2 bar, TOKAI RIKA	7.0114			
All engines				7.1212 T20	

AURIS I

				ENGINE
1.33 Dual-VVTi	Petrol	73	01/10-09/12	1NR-FE

Engine	Information	S10	T10	T20 - T23	T22 - T25
All engines	COL:black, spanner size 24, switch press. 0.2 bar, TOKAI RIKA	7.0114			
All engines	spanner size 27, thread M18x1.5		7.6111		
All engines				7.1212 T20	7.1257 T22

				ENGINE
1.33 Dual-VVTi	Petrol	74	05/09-09/12	1NR-FE

Engine	Information	S10	T10	T20 - T23	T22 - T25
All engines	COL:black, spanner size 24, switch press. 0.2 bar, TOKAI RIKA	7.0114			
All engines	spanner size 27, thread M18x1.5		7.6111		
All engines				7.1212 T20	7.1257 T22

				ENGINE
1.4	Petrol	71	03/07-09/12	4ZZ-FE

Engine	Information	S10	T10	T20 - T23	T22 - T25
All engines	COL:black, spanner size 24, switch press. 0.2 bar, TOKAI RIKA	7.0114			
All engines			7.6261		7.1257 T22
All engines	MADE BY:(GB), MADE BY:(J)			7.1212 T20	

				ENGINE
1.4 D-4D	Diesel	66	03/07-04/13	1ND-TV

Engine	Information	S10	T10	T20 - T23	T22 - T25
All engines	COL:black, DENSO, spanner size 24, switch press. 0.2 bar, TOKAI RIKA	7.0114			
All engines	for reverse light, semiaut., spanner size 27, thread M18x1.5, without cable		7.6111		
All engines	6 Speed, seq/Man, with control switch		7.6246		
All engines	for reverse light, man 5 speed, with cable		7.6261		
All engines	5 Speed, seq/Man, with control switch		7.6295		
All engines	MADE BY:(GB), MADE BY:(J)			7.1212 T20	
All engines					7.1257 T22

				ENGINE
1.6	Petrol	91	03/07-09/12	1ZR-FE

Engine	Information	S10	T10	T20 - T23	T22 - T25
All engines	COL:black, spanner size 24, switch press. 0.2 bar, TOKAI RIKA	7.0114			
All engines	MADE BY:(J), spanner size 27, thread M18x1.5		7.6111		
All engines	MADE BY:(GB)		7.6261		
All engines	MADE BY:(GB), MADE BY:(J)			7.1212 T20	
All engines					7.1257 T22

				ENGINE
1.6	Petrol	97	05/09-09/12	1ZR-FAE, 1ZR-FE

Engine	Information	S10	T10	T20 - T23	T22 - T25
All engines	COL:black, spanner size 24, switch press. 0.2 bar, TOKAI RIKA	7.0114			
All engines	for reverse light, man., spanner size 27, thread M18x1.5, without cable		7.6111		

S10 OIL PRESSURE WARNING LIGHT SWITCH	T10 REVERSING LIGHT SWITCH	T20 BRAKE LIGHT SWITCH
T22 SWITCH CLUTCH CONTROL (CRUISE CONTROL)	T23 SWITCH BRAKE ACTUATION (ENGINE TIMING)	T25 SWITCH CLUTCH CONTROL (ENGINE CONTROL)

FUNCTIONS ON THE VEHICLE

Vehicle	alim.	kW	Date	Engine	 S10	 T10	 T20 - T23	 T22 - T25
---------	-------	----	------	--------	---	---	--	---

1.6 Petrol **97** 05/09-09/12 **ENGINE**
1ZR-FAE, 1ZR-FE

Engine	Information	S10	T10	T20 - T23	T22 - T25
Eng. 1ZR-FE	6 Speed, seq/Man, with control switch		7.6246		
All engines	CVT, for reverse light, with cable		7.6261		
Eng. 1ZR-FE	5 Speed, seq/Man, with control switch		7.6295		
All engines				7.1212 T20	7.1257 T22

1.8 Petrol **100** 10/06-09/12 **ENGINE**
2ZR-FAE, 2ZR-FE

Engine	Information	S10	T10	T20 - T23	T22 - T25
All engines		7.0114		7.1212 T20	7.1257 T22
All engines	without cable		7.6111		
Eng. 2ZR-FE	with cable		7.6261		

1.8 Petrol **106** 02/09-09/12 **ENGINE**
2ZR-FAE

Engine	Information	S10	T10	T20 - T23	T22 - T25
All engines		7.0114	7.6111	7.1212 T20	7.1257 T22

1.8 Petrol **108** 02/09-09/12 **ENGINE**
2ZR-FAE

Engine	Information	S10	T10	T20 - T23	T22 - T25
All engines	COL:black, spanner size 24, switch press. 0.2 bar, TOKAI RIKA	7.0114			
All engines	spanner size 27, thread M18x1.5		7.6111		
All engines				7.1212 T20	7.1257 T22

1.8 4WD Petrol **100** 02/09-09/12 **ENGINE**
2ZR-FAE

Engine	Information	S10	T10	T20 - T23	T22 - T25
All engines		7.0114	7.6111	7.1212 T20	7.1257 T22

1.8 Hybrid Petrol/Electro **73** 09/10-09/12 **ENGINE**
2ZR-FXE

Engine	Information	S10	T10	T20 - T23	T22 - T25
All engines	COL:black, spanner size 24, switch press. 0.2 bar, TOKAI RIKA	7.0114			
All engines				7.1212 T20	

2.0 D-4D Diesel **93** 03/07-09/12 **ENGINE**
1AD-FTV

Engine	Information	S10	T10	T20 - T23	T22 - T25
All engines	COL:black, DENSO, spanner size 24, switch press. 0.2 bar, TOKAI RIKA	7.0114			
All engines	spanner size 27, thread M18x1.5		7.6111		
All engines	MADE BY:(GB), MADE BY:(J)			7.1212 T20	
All engines					7.1257 T22

2.2 D Diesel **130** 11/06-09/12 **ENGINE**
2AD-FHV

Engine	Information	S10	T10	T20 - T23	T22 - T25
All engines	COL:black, DENSO, spanner size 24, switch press. 0.2 bar, TOKAI RIKA	7.0114			
All engines	spanner size 27, thread M18x1.5		7.6111		
All engines				7.1212 T20	7.1257 T22

AURIS II

1.2 Petrol **85** 03/15-> **ENGINE**
8NR-FTS





Engine	Information	S10	T10	T20 - T23	T22 - T25
All engines	spanner size 27, thread M18x1.5		7.6111		
All engines				7.1212 T20	7.1257 T22, T25

1.3 Petrol **73** 10/12-> **ENGINE**
1NR-FE

Engine	Information	S10	T10	T20 - T23	T22 - T25
All engines	COL:black, spanner size 24, switch press. 0.2 bar, TOKAI RIKA	7.0114			
All engines	spanner size 27, thread M18x1.5		7.6111		
All engines				7.1212 T20	7.1257 T22

S10 OIL PRESSURE WARNING LIGHT SWITCH	T10 REVERSING LIGHT SWITCH	T20 BRAKE LIGHT SWITCH
T22 SWITCH CLUTCH CONTROL (CRUISE CONTROL)	T23 SWITCH BRAKE ACTUATION (ENGINE TIMING)	T25 SWITCH CLUTCH CONTROL (ENGINE CONTROL)

FUNCTIONS ON THE VEHICLE

Vehicle	alim.	kW	Date	Engine	 S10	 T10	 T20 - T23	 T22 - T25
---------	-------	----	------	--------	---	---	--	---

1.4 D-4D Diesel **66** 10/12-> **ENGINE 1ND-TV**

Engine	Information	S10	T10	T20 - T23	T22 - T25
All engines	spanner size 27, thread M18x1.5		7.6111		
All engines				7.1212 T20	7.1257 T22

1.6 Petrol **97** 10/12-> **ENGINE 1ZR-FAE**

Engine	Information	S10	T10	T20 - T23	T22 - T25
All engines	COL:black, spanner size 24, switch press. 0.2 bar, TOKAI RIKAI	7.0114			
All engines	spanner size 27, thread M18x1.5		7.6111		
All engines				7.1212 T20	7.1257 T22

1.6 D4-D Diesel **82** 04/15-> **ENGINE 1WW**

Engine	Information	S10	T10	T20 - T23	T22 - T25
All engines		7.0071		7.1212 T20	7.1257 T22, T25
All engines	spanner size 27, thread M18x1.5		7.6111		

1.8 Hybrid Petrol/Electro **73** 10/12-> **ENGINE 2ZR-FXE**

Engine	Information	S10	T10	T20 - T23	T22 - T25
All engines	COL:black, spanner size 24, switch press. 0.2 bar, TOKAI RIKAI	7.0114			

2.0 D-4D Diesel **91** 10/12-> **ENGINE 1AD-FTV**

Engine	Information	S10	T10	T20 - T23	T22 - T25
All engines	spanner size 27, thread M18x1.5		7.6111		
All engines				7.1212 T20	7.1257 T22

AVALON

3.0 i [USA] Petrol **147** 09/94-> **ENGINE 1MZ-FE**

Engine	Information	S10	T10	T20 - T23	T22 - T25
All engines		7.0114		7.1090 T20	

AVENSIS I

1.6 Petrol **74** 09/97-10/00 **ENGINE 4A-FE**

Engine	Information	S10	T10	T20 - T23	T22 - T25
All engines	COL:black, spanner size 24, switch press. 0.2 bar, TOKAI RIKAI	7.0114			
All engines	spanner size 27, thread M18x1.5		7.6111		
All engines	MATSUSHITA			7.1089 T20	

1.6 Petrol **81** 09/97-02/03 **ENGINE 3ZZ-FE, 4A-FE**

Engine	Information	S10	T10	T20 - T23	T22 - T25
All engines	COL:black, spanner size 24, switch press. 0.2 bar, TOKAI RIKAI	7.0114			
Eng. 4A-FE	spanner size 27, thread M18x1.5		7.6111		
Eng. 3ZZ-FE	spanner size 27, thread M18x1.5		7.6197		
All engines	MATSUSHITA			7.1089 T20	

1.6 VVT-i Petrol **81** 10/00-02/03 **ENGINE 3ZZ-FE**

Engine	Information	S10	T10	T20 - T23	T22 - T25
All engines	COL:black, spanner size 24, switch press. 0.2 bar, TOKAI RIKAI	7.0114			
All engines	spanner size 27, thread M18x1.5		7.6197		
All engines	MATSUSHITA			7.1089 T20	

1.8 Petrol **81** 09/97-10/00 **ENGINE 7A-FE**

Engine	Information	S10	T10	T20 - T23	T22 - T25
All engines	COL:black, spanner size 24, switch press. 0.2 bar, TOKAI RIKAI	7.0114			
All engines	spanner size 27, thread M18x1.5		7.6111		
All engines	MATSUSHITA			7.1089 T20	

S10 OIL PRESSURE WARNING LIGHT SWITCH	T10 REVERSING LIGHT SWITCH	T20 BRAKE LIGHT SWITCH
T22 SWITCH CLUTCH CONTROL (CRUISE CONTROL)	T23 SWITCH BRAKE ACTUATION (ENGINE TIMING)	T25 SWITCH CLUTCH CONTROL (ENGINE CONTROL)

FUNCTIONS ON THE VEHICLE

Vehicle	alim.	kW	Date	Engine	 S10	 T10	 T20 - T23	 T22 - T25
---------	-------	----	------	--------	---	---	--	---

ENGINE				
1.8	Petrol	95	10/00-02/03	1ZZ-FE

Engine	Information	S10	T10	T20 - T23	T22 - T25
All engines	COL:black, spanner size 24, switch press. 0.2 bar, TOKAI RIKA	7.0114			
All engines	spanner size 27, thread M18x1.5		7.6197		
All engines	MATSUSHITA			7.1089 T20	

ENGINE				
1.8 VVT-i	Petrol	95	10/00-02/03	1ZZ-FE

Engine	Information	S10	T10	T20 - T23	T22 - T25
All engines	COL:black, spanner size 24, switch press. 0.2 bar, TOKAI RIKA	7.0114			
All engines	spanner size 27, thread M18x1.5		7.6197		
All engines	MATSUSHITA			7.1089 T20	

ENGINE				
2.0	Petrol	110	10/00-02/03	1AZ-FSE

Engine	Information	S10	T10	T20 - T23	T22 - T25
All engines	COL:black, spanner size 24, switch press. 0.2 bar, TOKAI RIKA	7.0114			
All engines	spanner size 27, thread M18x1.5		7.6111		
All engines	MATSUSHITA, spanner size 14, thread M10x1.25			7.1090 T20	

ENGINE				
2.0	Petrol	94	09/97-10/00	3S-FE

Engine	Information	S10	T10	T20 - T23	T22 - T25
All engines	COL:black, spanner size 24, switch press. 0.2 bar, TOKAI RIKA	7.0114			
All engines	spanner size 27, thread M18x1.5		7.6111		
All engines	MATSUSHITA			7.1089 T20	

ENGINE				
2.0 D	Diesel	61	10/97-05/98	2C-T

Engine	Information	S10	T10	T20 - T23	T22 - T25
All engines	COL:black, spanner size 24, switch press. 0.2 bar, TOKAI RIKA	7.0114			
All engines	spanner size 27, thread M18x1.5		7.6111		
All engines	MATSUSHITA			7.1089 T20	

ENGINE				
2.0 D	Diesel	85	09/02-02/03	1CD-FTV

Engine	Information	S10	T10	T20 - T23	T22 - T25
All engines	COL:black, spanner size 24, switch press. 0.2 bar, TOKAI RIKA	7.0114			
All engines	spanner size 27, thread M18x1.5		7.6111		
All engines	MATSUSHITA			7.1089 T20	

ENGINE				
2.0 D-4D	Diesel	81	10/99-02/03	1CD-FTV

Engine	Information	S10	T10	T20 - T23	T22 - T25
All engines	COL:black, spanner size 24, switch press. 0.2 bar, TOKAI RIKA	7.0114			
All engines	spanner size 27, thread M18x1.5		7.6111		
All engines	MATSUSHITA			7.1089 T20	

ENGINE				
2.0 D-4D	Diesel	85	09/02-02/03	1CD-FTV

Engine	Information	S10	T10	T20 - T23	T22 - T25
All engines	COL:black, spanner size 24, switch press. 0.2 bar, TOKAI RIKA	7.0114			
All engines	spanner size 27, thread M18x1.5		7.6111		
All engines	MATSUSHITA			7.1089 T20	

ENGINE				
2.0 TD	Diesel	61	10/97-05/98	2C-T





Engine	Information	S10	T10	T20 - T23	T22 - T25
All engines	COL:black, spanner size 24, switch press. 0.2 bar, TOKAI RIKA	7.0114			
All engines	spanner size 27, thread M18x1.5		7.6111		
All engines	MATSUSHITA			7.1089 T20	

ENGINE				
2.0 TD	Diesel	66	09/97-02/03	2C-TE

Engine	Information	S10	T10	T20 - T23	T22 - T25
All engines	COL:black, spanner size 24, switch press. 0.2 bar, TOKAI RIKA	7.0114			

S10 OIL PRESSURE WARNING LIGHT SWITCH	T10 REVERSING LIGHT SWITCH	T20 BRAKE LIGHT SWITCH
T22 SWITCH CLUTCH CONTROL (CRUISE CONTROL)	T23 SWITCH BRAKE ACTUATION (ENGINE TIMING)	T25 SWITCH CLUTCH CONTROL (ENGINE CONTROL)

FUNCTIONS ON THE VEHICLE

Vehicle	alim.	kW	Date	Engine	 S10	 T10	 T20 - T23	 T22 - T25
---------	-------	----	------	--------	---	---	--	---

				ENGINE
2.0 TD	Diesel	66	09/97-02/03	2C-TE

Engine	Information	S10	T10	T20 - T23	T22 - T25
All engines	spanner size 27, thread M18x1.5		7.6111		
All engines	MATSUSHITA			7.1089 T20	

				ENGINE
2.0 VWT-i	Petrol	110	10/00-02/03	1AZ-FSE

Engine	Information	S10	T10	T20 - T23	T22 - T25
All engines	COL:black, spanner size 24, switch press. 0.2 bar, TOKAI RIKAI	7.0114			
All engines	spanner size 27, thread M18x1.5		7.6111		
All engines	MATSUSHITA, spanner size 14, thread M10x1.25			7.1090 T20	

				ENGINE
1.6 VWT-i	Petrol	81	04/03-11/08	3ZZ-FE

Engine	Information	S10	T10	T20 - T23	T22 - T25
All engines	COL:black, spanner size 24, switch press. 0.2 bar, TOKAI RIKAI	7.0114			
All engines	spanner size 27, thread M18x1.5		7.6111		
All engines	-> 01/11/03			7.1211 T20	
All engines	01/12/03 ->			7.1212 T20	

				ENGINE
1.8	Petrol	95	03/03-11/08	1ZZ-FE

Engine	Information	S10	T10	T20 - T23	T22 - T25
All engines	COL:black, spanner size 24, switch press. 0.2 bar, TOKAI RIKAI	7.0114			
All engines	spanner size 27, thread M18x1.5		7.6111		
All engines	-> 01/11/03			7.1211 T20	
All engines	01/12/03 ->			7.1212 T20	

				ENGINE
2.0	Petrol	108	03/03-11/08	1AZ-FSE

Engine	Information	S10	T10	T20 - T23	T22 - T25
All engines	COL:black, spanner size 24, switch press. 0.2 bar, TOKAI RIKAI	7.0114			
All engines	spanner size 27, thread M18x1.5		7.6111		
All engines				7.1211, 7.1212 T20	7.1257 T22

				ENGINE
2.0	Petrol	110	08/01-11/09	1AZ-FE

Engine	Information	S10	T10	T20 - T23	T22 - T25
All engines	COL:black, spanner size 24, switch press. 0.2 bar, TOKAI RIKAI	7.0114			
All engines	spanner size 27, thread M18x1.5		7.6111		
All engines	-> 01/10/03			7.1211 T20	
All engines	-> 01/07/04, 01/08/04 ->, 01/11/03 ->			7.1212 T20	

				ENGINE
2.0 D	Diesel	85	08/01-08/05	1CD-FTV

Engine	Information	S10	T10	T20 - T23	T22 - T25
All engines	COL:black, spanner size 24, switch press. 0.2 bar, TOKAI RIKAI	7.0114			
All engines	spanner size 27, thread M18x1.5		7.6111		
All engines				7.1212 T20	

				ENGINE
2.0 D-4D	Diesel	85	04/03-11/08	1CD-FTV

Engine	Information	S10	T10	T20 - T23	T22 - T25
All engines	COL:black, spanner size 24, switch press. 0.2 bar, TOKAI RIKAI	7.0114			
All engines	spanner size 27, thread M18x1.5		7.6111		
All engines				7.1212 T20	7.1257 T22

				ENGINE
2.0 D-4D	Diesel	93	03/06-11/08	1AD-FTV

Engine	Information	S10	T10	T20 - T23	T22 - T25
All engines	COL:black, DENSO, spanner size 24, switch press. 0.2 bar, TOKAI RIKAI	7.0114			
All engines	spanner size 27, thread M18x1.5		7.6111		
All engines				7.1212 T20	7.1257 T22

S10 OIL PRESSURE WARNING LIGHT SWITCH	T10 REVERSING LIGHT SWITCH	T20 BRAKE LIGHT SWITCH
T22 SWITCH CLUTCH CONTROL (CRUISE CONTROL)	T23 SWITCH BRAKE ACTUATION (ENGINE TIMING)	T25 SWITCH CLUTCH CONTROL (ENGINE CONTROL)

FUNCTIONS ON THE VEHICLE

Vehicle	alim.	kW	Date	Engine	 S10	 T10	 T20 - T23	 T22 - T25
---------	-------	----	------	--------	---	---	--	---

2.0 VVTi Petrol **114** 04/03-11/08 **ENGINE** **1AZ-FE, 1AZ-FSE**

Engine	Information	S10	T10	T20 - T23	T22 - T25
All engines	COL:black, spanner size 24, switch press. 0.2 bar, TOKAI RIKA	7.0114			
All engines	spanner size 27, thread M18x1.5		7.6111		
Eng. 1AZ-FE	pole nr. 2			7.1211 T20	
All engines	pole nr. 4			7.1212 T20	
Eng. 1AZ-FE					7.1257 T22

2.2 D-4D Diesel **110** 10/05-11/08 **ENGINE** **2AD-FTV**

Engine	Information	S10	T10	T20 - T23	T22 - T25
All engines	COL:black, DENSO, spanner size 24, switch press. 0.2 bar, TOKAI RIKA	7.0114			
All engines	spanner size 27, thread M18x1.5		7.6111		
All engines				7.1212 T20	7.1257 T22

2.2 D-CAT Diesel **130** 07/05-11/08 **ENGINE** **2AD-FHV**

Engine	Information	S10	T10	T20 - T23	T22 - T25
All engines	COL:black, DENSO, spanner size 24, switch press. 0.2 bar, TOKAI RIKA	7.0114			
All engines	spanner size 27, thread M18x1.5		7.6111		
All engines				7.1212 T20	7.1257 T22

2.4 Petrol **115** 08/01-08/07 **ENGINE** **2AZ-FE**

Engine	Information	S10	T10	T20 - T23	T22 - T25
All engines		7.0114		7.1212 T20	

2.4 Petrol **120** 10/03-10/08 **ENGINE** **2AZ-FSE**

Engine	Information	S10	T10	T20 - T23	T22 - T25
All engines	COL:black, spanner size 24, switch press. 0.2 bar, TOKAI RIKA	7.0114			
All engines				7.1212 T20	

2.4 Petrol **125** 09/03-11/08 **ENGINE** **2AZ-FSE**

Engine	Information	S10	T10	T20 - T23	T22 - T25
All engines	COL:black, spanner size 24, switch press. 0.2 bar, TOKAI RIKA	7.0114			
All engines			7.6111	7.1212 T20	

2.4 4WD Petrol **115** 11/03-08/06 **ENGINE** **2AZ-FE**

Engine	Information	S10	T10	T20 - T23	T22 - T25
All engines		7.0114		7.1212 T20	

AVENSIS III

1.6 Petrol **97** 11/08-> **ENGINE** **1ZR-FAE**

Engine	Information	S10	T10	T20 - T23	T22 - T25
All engines	COL:black, spanner size 24, switch press. 0.2 bar, TOKAI RIKA	7.0114			
All engines	spanner size 27, thread M18x1.5		7.6111		
All engines				7.1254 T20	7.1257 T22





1.6 D4-D Diesel **82** 04/15-> **ENGINE** **1WW**

Engine	Information	S10	T10	T20 - T23	T22 - T25
All engines		7.0071			7.1257 T22
All engines	spanner size 27, thread M18x1.5		7.6111		

1.8 Petrol **108** 11/08-> **ENGINE** **2ZR-FAE**

Engine	Information	S10	T10	T20 - T23	T22 - T25
All engines	COL:black, spanner size 24, switch press. 0.2 bar, TOKAI RIKA	7.0114			
All engines	spanner size 27, thread M18x1.5		7.6111		
All engines				7.1254 T20	7.1257 T22

S10 OIL PRESSURE WARNING LIGHT SWITCH	T10 REVERSING LIGHT SWITCH	T20 BRAKE LIGHT SWITCH
T22 SWITCH CLUTCH CONTROL (CRUISE CONTROL)	T23 SWITCH BRAKE ACTUATION (ENGINE TIMING)	T25 SWITCH CLUTCH CONTROL (ENGINE CONTROL)

Vehicle	alim.	kW	Date	Engine	 S10	 T10	 T20 - T23	 T22 - T25
---------	-------	----	------	--------	---	---	--	---

				ENGINE
2.0	Petrol	100	11/08-04/11	1AZ-FE

Engine	Information	S10	T10	T20 - T23	T22 - T25
All engines		7.0114		7.1254 T20	

				ENGINE
2.0	Petrol	112	11/08->	3ZR-FAE, 3ZR-FE

Engine	Information	S10	T10	T20 - T23	T22 - T25
All engines	COL:black, spanner size 24, switch press. 0.2 bar, TOKAI RIKA	7.0114			
All engines	spanner size 27, thread M18x1.5		7.6111		
All engines				7.1254 T20	7.1257 T22

				ENGINE
2.0 D-4D	Diesel	105	04/15->	2WW

Engine	Information	S10	T10	T20 - T23	T22 - T25
All engines		7.0071			7.1257 T22
All engines	spanner size 27, thread M18x1.5		7.6111		

				ENGINE
2.0 D-4D	Diesel	91	11/11->	1AD-FTV

Engine	Information	S10	T10	T20 - T23	T22 - T25
All engines	COL:black, DENSO, euro 4 (D4), spanner size 24, switch press. 0.2 bar, TOKAI RIKA	7.0114			
All engines	spanner size 27, thread M18x1.5		7.6111		
All engines				7.1254 T20	7.1257 T22

				ENGINE
2.0 D-4D	Diesel	93	11/08->	1AD-FTV

Engine	Information	S10	T10	T20 - T23	T22 - T25
All engines	COL:black, DENSO, euro 4 (D4), spanner size 24, switch press. 0.2 bar, TOKAI RIKA	7.0114			
All engines	spanner size 27, thread M18x1.5		7.6111		
All engines				7.1254 T20	7.1257 T22

				ENGINE
2.2 D-4D	Diesel	110	11/08->	2AD-FHV, 2AD-FTV

Engine	Information	S10	T10	T20 - T23	T22 - T25
All engines	COL:black, DENSO, spanner size 24, switch press. 0.2 bar, TOKAI RIKA	7.0114			
All engines	for reverse light, spanner size 27, thread M18x1.5		7.6111		
Eng. 2AD-FHV	-> 30/09/10, with control switch		7.6246		
Eng. 2AD-FHV	01/10/10 ->, with control switch		7.6326		
All engines				7.1254 T20	7.1257 T22

				ENGINE
2.2 D-4D	Diesel	130	11/08->	2AD-FHV

Engine	Information	S10	T10	T20 - T23	T22 - T25
All engines	COL:black, DENSO, spanner size 24, switch press. 0.2 bar, TOKAI RIKA	7.0114			
All engines	spanner size 27, thread M18x1.5		7.6111		
All engines				7.1254 T20	7.1257 T22

AYGO I

				ENGINE
1.0	Petrol	50	07/05->	1KR-FE





Engine	Information	S10	T10	T20 - T23	T22 - T25
All engines	COL:black, spanner size 24, switch press. 0.2 bar, TOKAI RIKA	7.0114			
All engines			7.6260		7.1257 T22
All engines	-ESP			7.1211 T20	
All engines	+ESP			7.1212 T20	

				ENGINE
1.0 GPL	Petrol/ Petro- leum Gas (LPG)	50	07/05->	1KR-FE

Engine	Information	S10	T10	T20 - T23	T22 - T25
All engines	COL:black, spanner size 24, switch press. 0.2 bar, TOKAI RIKA	7.0114			
All engines			7.6260		7.1257 T22
All engines	-ESP			7.1211 T20	
All engines	+ESP			7.1212 T20	


S10 OIL PRESSURE WARNING LIGHT SWITCH	T10 REVERSING LIGHT SWITCH	T20 BRAKE LIGHT SWITCH
T22 SWITCH CLUTCH CONTROL (CRUISE CONTROL)	T23 SWITCH BRAKE ACTUATION (ENGINE TIMING)	T25 SWITCH CLUTCH CONTROL (ENGINE CONTROL)

FUNCTIONS ON THE VEHICLE

Vehicle	alim.	kW	Date	Engine	 S10	 T10	 T20 - T23	 T22 - T25
ENGINE								
1.0 VVTi	Petrol	50	07/05-05/14	1KR-FE				
Engine	Information			S10	T10	T20 - T23	T22 - T25	
All engines	COL:black, spanner size 24, switch press. 0.2 bar, TOKAI RIKA			7.0114				
All engines					7.6260		7.1257	T22
All engines	-cruise control					7.1211	T20	
All engines	+cruise control					7.1212	T20	
ENGINE								
1.4 HDi	Diesel	40	07/05-08/10	2WZ-TV				
Engine	Information			S10	T10	T20 - T23	T22 - T25	
All engines				7.0130	7.6260	7.1212	T20	
AYGO II								
ENGINE								
1.0	Petrol	51	05/14->	1KR-FE				
Engine	Information			S10	T10	T20 - T23	T22 - T25	
All engines	COL:black, spanner size 24, switch press. 0.2 bar, TOKAI RIKA			7.0114				
All engines					7.6260	7.1212	T20	7.1257 T25
ENGINE								
1.0 VVTi [ExtraEU]	Petrol	53	03/18->	1KR-FE				
Engine	Information			S10	T10	T20 - T23	T22 - T25	
All engines	COL:black, spanner size 24, switch press. 0.2 bar, TOKAI RIKA			7.0114				
All engines					7.6260	7.1212	T20	7.1257 T25
ENGINE								
1.2	Petrol	60	05/14->	1PP				
Engine	Information			S10	T10	T20 - T23	T22 - T25	
All engines				7.0130	7.6217	7.1212	T20	7.1257 T25
CAMRY								
ENGINE								
1.8	Petrol	66	11/86-08/89	1S				
Engine	Information			S10	T10	T20 - T23	T22 - T25	
All engines				7.0035	7.6087	7.1017	T20	
ENGINE								
2.0	Petrol	108	01/06-09/11	1AZ-FE				
Engine	Information			S10	T10	T20 - T23	T22 - T25	
All engines				7.0114				
All engines	-> 30/04/08					7.1212	T20	
All engines	01/05/08 ->					7.1254	T20	
ENGINE								
2.0	Petrol	109	09/11->	1AZ-FE				
Engine	Information			S10	T10	T20 - T23	T22 - T25	
All engines				7.0114		7.1212	T20	
ENGINE								
2.0	Petrol	110	08/01-11/06	1AZ-FE				
Engine	Information			S10	T10	T20 - T23	T22 - T25	
All engines	COL:black, spanner size 24, switch press. 0.2 bar, TOKAI RIKA			7.0114				
All engines	MATSUSHITA, spanner size 14, thread M10x1.25					7.1090	T20	
ENGINE								
2.0	Petrol	88	03/83-07/88	3S-FE				
Engine	Information			S10	T10	T20 - T23	T22 - T25	
All engines				7.0035	7.6087			
All engines	pole nr. 2					7.1017	T20	
All engines	pole nr. 4					7.1053	T20	
ENGINE								
2.0	Petrol	89	11/86-02/93	3S-FE				
Engine	Information			S10	T10	T20 - T23	T22 - T25	
All engines				7.0035	7.6087			
All engines	pole nr. 2					7.1017	T20	
All engines	pole nr. 4					7.1053	T20	

S10	OIL PRESSURE WARNING LIGHT SWITCH	T10	REVERSING LIGHT SWITCH	T20	BRAKE LIGHT SWITCH
T22	SWITCH CLUTCH CONTROL (CRUISE CONTROL)	T23	SWITCH BRAKE ACTUATION (ENGINE TIMING)	T25	SWITCH CLUTCH CONTROL (ENGINE CONTROL)

FUNCTIONS ON THE VEHICLE

Vehicle	alim.	kW	Date	Engine	 S10	 T10	 T20 - T23	 T22 - T25
---------	-------	----	------	--------	---	---	--	---

ENGINE				
2.0	Petrol	93	09/89-06/91	3S-FE

Engine	Information	S10	T10	T20 - T23	T22 - T25
All engines		7.0035	7.6087		
All engines	pole nr. 2			7.1017	T20
All engines	pole nr. 4			7.1053	T20

ENGINE				
2.0	Petrol	94	11/86-05/91	3S-FE

Engine	Information	S10	T10	T20 - T23	T22 - T25
All engines		7.0035	7.6087		
All engines	pole nr. 2			7.1017	T20
All engines	pole nr. 4			7.1053	T20

ENGINE				
2.0 4WD	Petrol	88	03/83-06/91	3S-FE

Engine	Information	S10	T10	T20 - T23	T22 - T25
All engines		7.0035	7.6087		
All engines	pole nr. 2			7.1017	T20
All engines	pole nr. 4			7.1053	T20

ENGINE				
2.0 4WD	Petrol	94	08/88-05/91	3S-FE

Engine	Information	S10	T10	T20 - T23	T22 - T25
All engines		7.0035	7.6087		
All engines	LHD, pole nr. 2			7.1017	T20
All engines	pole nr. 4			7.1053	T20
All engines	pole nr. 2, RHD			7.1169	T20

ENGINE				
2.0 Turbo-D	Diesel	62	11/86-05/91	2C-T

Engine	Information	S10	T10	T20 - T23	T22 - T25
All engines		7.0017	7.6087		
All engines	LHD			7.1017	T20
All engines	RHD			7.1169	T20

ENGINE				
2.0 Turbo-D	Diesel	63	10/86-05/91	2C-T

Engine	Information	S10	T10	T20 - T23	T22 - T25
All engines		7.0017	7.6087		
All engines	LHD			7.1017	T20
All engines	RHD			7.1169	T20

ENGINE				
2.0 VVTi [ExtraEU]	Petrol	109	09/11->	1AZ-FE

Engine	Information	S10	T10	T20 - T23	T22 - T25
All engines	COL:black, spanner size 24, switch press. 0.2 bar, TOKAI RIKA	7.0114			
All engines				7.1212	T20

ENGINE				
2.2	Petrol	100	06/91-07/96	5S-FE





Engine	Information	S10	T10	T20 - T23	T22 - T25
All engines	COL:red	7.0035			
All engines	COL:grey	7.0114			
All engines			7.6111		
All engines	-cruise control			7.1089	T20
All engines	+cruise control			7.1090	T20

ENGINE				
2.2	Petrol	93	02/93-09/02	5S-FE

Engine	Information	S10	T10	T20 - T23	T22 - T25
All engines	COL:red	7.0035			
All engines	COL:black, COL:grey, spanner size 24, switch press. 0.2 bar, TOKAI RIKA	7.0114			
All engines	spanner size 27, thread M18x1.5		7.6111		
All engines	-cruise control, MADE BY:(J), MATSUSHITA			7.1089	T20
All engines	+cruise control, MADE BY:(J), MADE BY:(USA), MATSUSHITA, spanner size 14, thread M10x1.25			7.1090	T20





S10	OIL PRESSURE WARNING LIGHT SWITCH	T10	REVERSING LIGHT SWITCH	T20	BRAKE LIGHT SWITCH
T22	SWITCH CLUTCH CONTROL (CRUISE CONTROL)	T23	SWITCH BRAKE ACTUATION (ENGINE TIMING)	T25	SWITCH CLUTCH CONTROL (ENGINE CONTROL)

FUNCTIONS ON THE VEHICLE

Vehicle	alim.	kW	Date	Engine	 S10	 T10	 T20 - T23	 T22 - T25
ENGINE								
2.2	Petrol	96	08/96-11/01	5S-FE, 5S-FNE				
Engine	Information				S10	T10	T20 - T23	T22 - T25
All engines	COL:black, spanner size 24, switch press. 0.2 bar, TOKAI RIKA				7.0114			
Eng. 5S-FE	spanner size 27, thread M18x1.5					7.6111		
Eng. 5S-FNE	+cruise control, MATSUSHITA						7.1089 T20	
Eng. 5S-FE	-cruise control, LE/XLE, MATSUSHITA, spanner size 14, thread M10x1.25						7.1090 T20	
ENGINE								
2.2	Petrol	98	08/99->	5S-FNE				
Engine	Information				S10	T10	T20 - T23	T22 - T25
All engines	COL:red				7.0035			
All engines	COL:grey				7.0114			
All engines						7.6111		
All engines	pole nr. 2						7.1089 T20	
All engines	pole nr. 4						7.1090 T20	
ENGINE								
2.4	Petrol	112	11/01-11/06	2AZ-FE				
Engine	Information				S10	T10	T20 - T23	T22 - T25
All engines	COL:black, spanner size 24, switch press. 0.2 bar, TOKAI RIKA				7.0114			
All engines	spanner size 27, thread M18x1.5					7.6111		
All engines	MATSUSHITA, spanner size 14, thread M10x1.25						7.1090 T20	
All engines								7.1259 T22
ENGINE								
2.4	Petrol	116	01/06-09/11	2AZ-FE				
Engine	Information				S10	T10	T20 - T23	T22 - T25
All engines	COL:black, spanner size 24, switch press. 0.2 bar, TOKAI RIKA				7.0114			
All engines	spanner size 27, thread M18x1.5					7.6111		
All engines							7.1212 T20	
ENGINE								
2.4	Petrol	117	09/01-01/06	2AZ-FE				
Engine	Information				S10	T10	T20 - T23	T22 - T25
All engines					7.0114	7.6111	7.1090 T20	7.1259 T22
ENGINE								
2.4	Petrol	120	01/02-11/06	2AZ-FE				
Engine	Information				S10	T10	T20 - T23	T22 - T25
All engines					7.0114	7.6111	7.1090 T20	7.1259 T22
ENGINE								
2.4	Petrol	123	01/06-09/11	2AZ-FE				
Engine	Information				S10	T10	T20 - T23	T22 - T25
All engines	COL:black, spanner size 24, switch press. 0.2 bar, TOKAI RIKA				7.0114			
All engines	spanner size 27, thread M18x1.5					7.6111		
All engines							7.1212 T20	
ENGINE								
2.4	Petrol	127	10/06-09/11	2AZ-FE				
Engine	Information				S10	T10	T20 - T23	T22 - T25
All engines	COL:black, spanner size 24, switch press. 0.2 bar, TOKAI RIKA				7.0114			
All engines							7.1212 T20	
ENGINE								
2.4 [CHN]	Petrol/ Electro	0	03/10->	3AZ-FXE				
Engine	Information				S10	T10	T20 - T23	T22 - T25
All engines					7.0114		7.1254 T20	
ENGINE								
2.4 Hybrid	Petrol/ Electro	105	01/06-07/11	2AZ-FXE				
Engine	Information				S10	T10	T20 - T23	T22 - T25
All engines					7.0114			
All engines	-> 15/04/08						7.1212 T20	
All engines	15/04/08 ->						7.1254 T20	

S10	OIL PRESSURE WARNING LIGHT SWITCH	T10	REVERSING LIGHT SWITCH	T20	BRAKE LIGHT SWITCH
T22	SWITCH CLUTCH CONTROL (CRUISE CONTROL)	T23	SWITCH BRAKE ACTUATION (ENGINE TIMING)	T25	SWITCH CLUTCH CONTROL (ENGINE CONTROL)

FUNCTIONS ON THE VEHICLE

Vehicle	alim.	kW	Date	Engine	 S10	 T10	 T20 - T23	 T22 - T25
---------	-------	----	------	--------	---	---	--	---

ENGINE				
2.4 Hybrid	Petrol/ Electro	110	01/06-09/11	2AZ-FXE

Engine	Information	S10	T10	T20 - T23	T22 - T25
All engines		7.0114			
All engines	-> 15/04/08			7.1212 T20	
All engines	15/04/08 ->			7.1254 T20	

ENGINE				
2.4 VVTi LE	Petrol	116	01/06-11/06	2AZ-FE

Engine	Information	S10	T10	T20 - T23	T22 - T25
All engines		7.0114	7.6111	7.1212 T20	
All engines	+cruise control				7.1259 T22

ENGINE				
2.5	Petrol	118	10/86-06/91	2VZ-FE

Engine	Information	S10	T10	T20 - T23	T22 - T25
All engines	-> 01/07/88	7.0016			
All engines	01/07/88 ->	7.0035			
All engines	-> 01/08/88		7.6087		
All engines	01/08/88 ->		7.6111		
All engines	-cruise control, LHD			7.1017 T20	
All engines	+cruise control			7.1053 T20	
All engines	-cruise control, RHD			7.1169 T20	

ENGINE				
2.5	Petrol	129	01/10-09/11	2AR-FE

Engine	Information	S10	T10	T20 - T23	T22 - T25
All engines		7.0114	7.6111	7.1254 T20	
All engines	+cruise control, without cable				7.1259 T22

ENGINE				
2.5 [CHN]	Petrol	0	12/11->	5AR-FE

Engine	Information	S10	T10	T20 - T23	T22 - T25
All engines		7.0114		7.1212 T20	

ENGINE				
2.5 Hybrid	Petrol/ Electro	115	09/11->	2AR-FXE

Engine	Information	S10	T10	T20 - T23	T22 - T25
All engines		7.0114			
All engines	-> 30/09/14, FOR:(CDN), FOR:(EU), FOR:(USA)			7.1212 T20	

ENGINE				
2.5 Hybrid	Petrol/ Electro	118	09/11->	2AR-FXE

Engine	Information	S10	T10	T20 - T23	T22 - T25
All engines		7.0114			
All engines	-> 30/09/14, FOR:(CDN), FOR:(EU), FOR:(USA)			7.1212 T20	

ENGINE				
2.5 Hybrid [CHN]	Petrol/ Electro	118	05/12->	4AR-FXE

Engine	Information	S10	T10	T20 - T23	T22 - T25
All engines		7.0114		7.1212 T20	

ENGINE				
2.5 VVTi	Petrol	133	09/11->	2AR-FE




Engine	Information	S10	T10	T20 - T23	T22 - T25
All engines	COL:black, MADE BY:(J), MADE BY:(USA), spanner size 24, switch press. 0.2 bar, TOKAI RIKAI	7.0114			
All engines	MADE BY:(J), MADE BY:(USA)			7.1212 T20	

ENGINE				
3.0	Petrol	136	06/91-07/96	3VZ-FE

Engine	Information	S10	T10	T20 - T23	T22 - T25
All engines	-> 01/08/92	7.0035			
All engines	01/08/92 ->	7.0114			
All engines			7.6111		
All engines	-cruise control			7.1089 T20	
All engines	+cruise control			7.1090 T20	

S10	OIL PRESSURE WARNING LIGHT SWITCH	T10	REVERSING LIGHT SWITCH	T20	BRAKE LIGHT SWITCH
T22	SWITCH CLUTCH CONTROL (CRUISE CONTROL)	T23	SWITCH BRAKE ACTUATION (ENGINE TIMING)	T25	SWITCH CLUTCH CONTROL (ENGINE CONTROL)

FUNCTIONS ON THE VEHICLE

Vehicle	alim.	kW	Date	Engine	 S10	 T10	 T20 - T23	 T22 - T25
---------	-------	----	------	--------	---	---	--	---

				ENGINE
3.0	Petrol	137	08/01-11/06	1MZ-FE

Engine	Information	S10	T10	T20 - T23	T22 - T25
All engines	COL:black, spanner size 24, switch press. 0.2 bar, TOKAI RIKA	7.0114			
All engines	MATSUSHITA, spanner size 14, thread M10x1.25			7.1090 T20	

				ENGINE
3.0	Petrol	138	06/91-08/96	3VZ-FE

Engine	Information	S10	T10	T20 - T23	T22 - T25
All engines	-> 01/08/92	7.0035			
All engines	01/08/92 ->	7.0114			
All engines			7.6111		
All engines	-cruise control			7.1089 T20	
All engines	+cruise control			7.1090 T20	

				ENGINE
3.0	Petrol	140	08/96-07/01	1MZ-FE

Engine	Information	S10	T10	T20 - T23	T22 - T25
All engines		7.0114			
All engines	pole nr. 2			7.1089 T20	
All engines	pole nr. 4			7.1090 T20	

				ENGINE
3.0	Petrol	141	09/02-11/06	1MZ-FE

Engine	Information	S10	T10	T20 - T23	T22 - T25
All engines		7.0114			
All engines	pole nr. 2			7.1089 T20	
All engines	pole nr. 4			7.1090 T20	

				ENGINE
3.0 24V	Petrol	140	08/96-11/01	1MZ-FE

Engine	Information	S10	T10	T20 - T23	T22 - T25
All engines	COL:black, MADE BY:(J), MADE BY:(USA), spanner size 24, switch press. 0.2 bar, TOKAI RIKA	7.0114			
All engines	spanner size 27, thread M18x1.5		7.6111		
All engines	-cruise control, MATSUSHITA			7.1089 T20	
All engines	+cruise control, MATSUSHITA, spanner size 14, thread M10x1.25			7.1090 T20	
All engines					7.1259 T25

				ENGINE
3.0 V6	Petrol	135	08/96-11/01	1MZ-FE

Engine	Information	S10	T10	T20 - T23	T22 - T25
All engines	COL:black, MADE BY:(USA), spanner size 24, switch press. 0.2 bar, TOKAI RIKA	7.0114			
All engines	spanner size 27, thread M18x1.5		7.6111		
All engines	-cruise control, MATSUSHITA			7.1089 T20	
All engines	+cruise control, MATSUSHITA, spanner size 14, thread M10x1.25			7.1090 T20	

				ENGINE
3.5	Petrol	183	12/12->	2GR-FE

Engine	Information	S10	T10	T20 - T23	T22 - T25
All engines	COL:black, FOR:(J), FOR:(RUS), FOR:(USA), spanner size 24, switch press. 0.2 bar, TOKAI RIKA	7.0114			
All engines	FOR:(J), FOR:(RUS), FOR:(USA)			7.1212 T20	

				ENGINE
3.5	Petrol	197	01/06-11/06	2GR-FE

Engine	Information	S10	T10	T20 - T23	T22 - T25
All engines		7.0114		7.1212 T20	

				ENGINE
3.5	Petrol	204	01/08->	2GR-FE

Engine	Information	S10	T10	T20 - T23	T22 - T25
All engines	COL:black, MADE BY:(J), MADE BY:(USA), spanner size 24, switch press. 0.2 bar, TOKAI RIKA	7.0114			
All engines	MADE BY:(J), MADE BY:(USA)			7.1212 T20	

				ENGINE
3.5 VVTi [ExtraEU]	Petrol	200	01/06-12/11	2GR-FE

Engine	Information	S10	T10	T20 - T23	T22 - T25
All engines	COL:black, spanner size 24, switch press. 0.2 bar, TOKAI RIKA	7.0114			
All engines				7.1212 T20	

S10	OIL PRESSURE WARNING LIGHT SWITCH	T10	REVERSING LIGHT SWITCH	T20	BRAKE LIGHT SWITCH
T22	SWITCH CLUTCH CONTROL (CRUISE CONTROL)	T23	SWITCH BRAKE ACTUATION (ENGINE TIMING)	T25	SWITCH CLUTCH CONTROL (ENGINE CONTROL)

FUNCTIONS ON THE VEHICLE

Vehicle	alim.	kW	Date	Engine	 S10	 T10	 T20 - T23	 T22 - T25
---------	-------	----	------	--------	---	---	--	---

CAMRY SOLARA I

2.2	Petrol	100	06/98-11/02	5S-FE
------------	--------	------------	-------------	--------------

Engine	Information	S10	T10	T20 - T23	T22 - T25
All engines		7.0114	7.6111	7.1090 T20	

3.0	Petrol	140	06/98-11/02	1MZ-FE
------------	--------	------------	-------------	---------------

Engine	Information	S10	T10	T20 - T23	T22 - T25
All engines		7.0114	7.6111	7.1090 T20	

3.0	Petrol	147	06/98-11/02	1MZ-FE
------------	--------	------------	-------------	---------------

Engine	Information	S10	T10	T20 - T23	T22 - T25
All engines		7.0114	7.6111	7.1090 T20	

CAMRY SOLARA II

2.4	Petrol	117	07/03-11/08	2AZ-FE
------------	--------	------------	-------------	---------------

Engine	Information	S10	T10	T20 - T23	T22 - T25
All engines		7.0114	7.6111	7.1090 T20	7.1259 T22

3.0	Petrol	137	07/03-11/08	1MZ-FE
------------	--------	------------	-------------	---------------

Engine	Information	S10	T10	T20 - T23	T22 - T25
All engines		7.0114	7.6111	7.1090 T20	

CARINA E

1.6	Petrol	73	12/93-09/97	4A-FE
------------	--------	-----------	-------------	--------------

Engine	Information	S10	T10	T20 - T23	T22 - T25
All engines		7.0114	7.6111	7.1089 T20	

1.6	Petrol	78	10/95-09/97	4A-FE
------------	--------	-----------	-------------	--------------

Engine	Information	S10	T10	T20 - T23	T22 - T25
All engines		7.0114	7.6111	7.1089 T20	

1.6	Petrol	79	01/93-09/97	4A-FE
------------	--------	-----------	-------------	--------------

Engine	Information	S10	T10	T20 - T23	T22 - T25
All engines		7.0114	7.6111	7.1089 T20	

1.6	Petrol	85	04/92-09/97	4A-FE
------------	--------	-----------	-------------	--------------

Engine	Information	S10	T10	T20 - T23	T22 - T25
All engines		7.0114	7.6111	7.1089 T20	

1.6 16V	Petrol	78	10/95-09/97	4A-FE
----------------	--------	-----------	-------------	--------------

Engine	Information	S10	T10	T20 - T23	T22 - T25
All engines		7.0114	7.6111	7.1089 T20	

1.6 16V	Petrol	85	12/94-09/97	4A-FE
----------------	--------	-----------	-------------	--------------

Engine	Information	S10	T10	T20 - T23	T22 - T25
All engines		7.0114	7.6111	7.1089 T20	

1.6 GLI	Petrol	79	04/92-09/97	4A-FE
----------------	--------	-----------	-------------	--------------

Engine	Information	S10	T10	T20 - T23	T22 - T25
All engines		7.0114	7.6111	7.1089 T20	





1.6 i	Petrol	73	02/95-09/97	4A-FE
--------------	--------	-----------	-------------	--------------

Engine	Information	S10	T10	T20 - T23	T22 - T25
All engines		7.0114	7.6111	7.1089 T20	

1.8	Petrol	79	01/95-09/97	7A-FE
------------	--------	-----------	-------------	--------------

Engine	Information	S10	T10	T20 - T23	T22 - T25
All engines		7.0114	7.6111	7.1089 T20	

S10 OIL PRESSURE WARNING LIGHT SWITCH	T10 REVERSING LIGHT SWITCH	T20 BRAKE LIGHT SWITCH
T22 SWITCH CLUTCH CONTROL (CRUISE CONTROL)	T23 SWITCH BRAKE ACTUATION (ENGINE TIMING)	T25 SWITCH CLUTCH CONTROL (ENGINE CONTROL)

Vehicle	alim.	kW	Date	Engine	FUNCTIONS ON THE VEHICLE			
					 S10	 T10	 T20 - T23	 T22 - T25

ENGINE								
1.8	Petrol	85	04/92-09/97	7A-FE				
Engine		Information			S10	T10	T20 - T23	T22 - T25
All engines					7.0114	7.6111	7.1089	T20

ENGINE								
1.8 i	Petrol	79	02/95-09/97	7A-FE				
Engine		Information			S10	T10	T20 - T23	T22 - T25
All engines					7.0114	7.6111	7.1089	T20

ENGINE								
1.8 i 16V	Petrol	79	01/95-09/97	7A-FE				
Engine		Information			S10	T10	T20 - T23	T22 - T25
All engines					7.0114	7.6111	7.1089	T20

ENGINE								
2.0	Petrol	98	01/93-09/97	3S-FE				
Engine		Information			S10	T10	T20 - T23	T22 - T25
All engines					7.0114	7.6111	7.1089	T20

ENGINE								
2.0 D	Diesel	54	04/92-01/96	2C				
Engine		Information			S10	T10	T20 - T23	T22 - T25
All engines					7.0016	7.6111	7.1089	T20

ENGINE								
2.0 GLI	Petrol	98	04/92-09/97	3S-FE				
Engine		Information			S10	T10	T20 - T23	T22 - T25
All engines					7.0114	7.6111	7.1089	T20

ENGINE								
2.0 GTi	Petrol	116	04/92-12/95	3S-GE				
Engine		Information			S10	T10	T20 - T23	T22 - T25
All engines					7.0114	7.6111	7.1089	T20

ENGINE								
2.0 GTi 16V	Petrol	129	03/94-09/97	3S-GE				
Engine		Information			S10	T10	T20 - T23	T22 - T25
All engines					7.0114	7.6111	7.1089	T20

ENGINE								
2.0 i	Petrol	93	12/92-09/97	3S-FE				
Engine		Information			S10	T10	T20 - T23	T22 - T25
All engines					7.0114	7.6111	7.1089	T20

ENGINE								
2.0 TD	Diesel	61	01/96-09/97	2C-T				
Engine		Information			S10	T10	T20 - T23	T22 - T25
All engines					7.0016	7.6111	7.1089	T20

CARINA II

ENGINE								
1.6	Petrol	66	12/87-08/90	4A-F				
Engine		Information			S10	T10	T20 - T23	T22 - T25
All engines					7.0016	7.6111	7.1017	T20

ENGINE								
1.6	Petrol	72	12/87-03/92	4A-FE				
Engine		Information			S10	T10	T20 - T23	T22 - T25
All engines					7.0016	7.6111	7.1017	T20





ENGINE								
1.6	Petrol	75	12/87-03/92	4A-FE				
Engine		Information			S10	T10	T20 - T23	T22 - T25
All engines					7.0016	7.6111	7.1017	T20

ENGINE								
1.6 4WD	Petrol	77	06/88-03/92	4A-FE				
Engine		Information			S10	T10	T20 - T23	T22 - T25
All engines					7.0016	7.6111	7.1017	T20

ENGINE								
2.0	Petrol	89	12/87-04/92	3S-FE				
Engine		Information			S10	T10	T20 - T23	T22 - T25
All engines					7.0035	7.6111	7.1017	T20

S10 OIL PRESSURE WARNING LIGHT SWITCH	T10 REVERSING LIGHT SWITCH	T20 BRAKE LIGHT SWITCH
T22 SWITCH CLUTCH CONTROL (CRUISE CONTROL)	T23 SWITCH BRAKE ACTUATION (ENGINE TIMING)	T25 SWITCH CLUTCH CONTROL (ENGINE CONTROL)

FUNCTIONS ON THE VEHICLE

Vehicle	alim.	kW	Date	Engine				
					S10	T10	T20 - T23	T22 - T25

2.0 D Diesel **54** 12/87-06/92 **ENGINE 2C-L**

Engine	Information	S10	T10	T20 - T23	T22 - T25
All engines		7.0016	7.6111	7.1017 T20	

2.0 GLI Petrol **89** 12/87-03/92 **ENGINE 3S-FE**

Engine	Information	S10	T10	T20 - T23	T22 - T25
All engines		7.0035	7.6111	7.1017 T20	

2.0 GLi Petrol **94** 12/87-03/92 **ENGINE 3S-FE**

Engine	Information	S10	T10	T20 - T23	T22 - T25
All engines		7.0035	7.6111	7.1017 T20	

CELICA COUPÉ (A6)

2,8 24V Petrol **103** 12/81-12/85 **ENGINE 5M-GE**

Engine	Information	S10	T10	T20 - T23	T22 - T25
All engines		7.0017	7.6087		
All engines	-cruise control			7.1022 T20	

CELICA III

2.4 Petrol **87** 10/84-12/85 **ENGINE 22REC**

Engine	Information	S10	T10	T20 - T23	T22 - T25
All engines		7.0017	7.6087		
All engines	-cruise control			7.1022 T20	

2.8 Supra Petrol **125** 08/81-12/85 **ENGINE 5M-GE**

Engine	Information	S10	T10	T20 - T23	T22 - T25
All engines		7.0017	7.6087		
All engines	-cruise control			7.1022 T20	

CELICA IV

1.6 Petrol **63** 04/86-08/89 **ENGINE 4A-L**

Engine	Information	S10	T10	T20 - T23	T22 - T25
All engines			7.6087	7.1017 T20	

1.6 GT Petrol **85** 08/87-08/89 **ENGINE 4A-GELC**

Engine	Information	S10	T10	T20 - T23	T22 - T25
All engines			7.6087	7.1017 T20	

1.6 GT 16V Petrol **91** 09/85-08/89 **ENGINE 4A-GEL**

Engine	Information	S10	T10	T20 - T23	T22 - T25
All engines			7.6087	7.1017 T20	

1.6 GTi 16V Petrol **92** 01/88-12/89 **ENGINE 4A-GEL**

Engine	Information	S10	T10	T20 - T23	T22 - T25
All engines			7.6087	7.1017 T20	

2.0 Petrol **103** 01/86-08/89 **ENGINE 3S-GEL, 3S-GELC**





Engine	Information	S10	T10	T20 - T23	T22 - T25
All engines		7.0035		7.1017 T20	
All engines	with cable		7.6087		
All engines	without cable		7.6111		

2.0 GT Petrol **103** 08/85-08/89 **ENGINE 3S-GELC**

Engine	Information	S10	T10	T20 - T23	T22 - T25
All engines		7.0035		7.1017 T20	
All engines	with cable		7.6087		
All engines	without cable		7.6111		

S10 OIL PRESSURE WARNING LIGHT SWITCH	T10 REVERSING LIGHT SWITCH	T20 BRAKE LIGHT SWITCH
T22 SWITCH CLUTCH CONTROL (CRUISE CONTROL)	T23 SWITCH BRAKE ACTUATION (ENGINE TIMING)	T25 SWITCH CLUTCH CONTROL (ENGINE CONTROL)

FUNCTIONS ON THE VEHICLE

Vehicle	alim.	kW	Date	Engine	 S10	 T10	 T20 - T23	 T22 - T25
---------	-------	----	------	--------	---	---	--	---

				ENGINE
2.0 GT	Petrol	110	08/85-08/89	3S-GEL

Engine	Information	S10	T10	T20 - T23	T22 - T25
All engines		7.0035		7.1017 T20	
All engines	with cable		7.6087		
All engines	without cable		7.6111		

				ENGINE
2.0 Turbo 4WD	Petrol	136	03/88-08/89	3S-GTE

Engine	Information	S10	T10	T20 - T23	T22 - T25
All engines			7.6111	7.1017 T20	

CELICA V

				ENGINE
1.6	Petrol	77	09/89-12/93	4A-FE

Engine	Information	S10	T10	T20 - T23	T22 - T25
All engines		7.0016	7.6111		
All engines	01/08/90 ->			7.1089 T20	
All engines	-> 01/08/90			7.1169 T20	

				ENGINE
2.0 GTi	Petrol	115	10/89-01/94	3S-GE

Engine	Information	S10	T10	T20 - T23	T22 - T25
All engines		7.0035	7.6111		
All engines	01/08/90 ->			7.1089 T20	
All engines	-> 01/08/90			7.1169 T20	

				ENGINE
2.0 GTi	Petrol	118	09/89-09/93	3S-GE

Engine	Information	S10	T10	T20 - T23	T22 - T25
All engines		7.0035	7.6111		
All engines	01/08/90 ->			7.1089 T20	
All engines	-> 01/08/90			7.1169 T20	

				ENGINE
2.0 Turbo 4WD	Petrol	150	10/89-11/93	3S-GTE

Engine	Information	S10	T10	T20 - T23	T22 - T25
All engines		7.0035	7.6111		
All engines	01/08/90 ->			7.1089 T20	
All engines	-> 01/08/90			7.1169 T20	

				ENGINE
2.0 Turbo 4WD	Petrol	153	10/89-11/93	3S-GTE

Engine	Information	S10	T10	T20 - T23	T22 - T25
All engines		7.0035	7.6111		
All engines	01/08/90 ->			7.1089 T20	
All engines	-> 01/08/90			7.1169 T20	

				ENGINE
2.2	Petrol	100	10/89-12/94	5S-FE

Engine	Information	S10	T10	T20 - T23	T22 - T25
All engines		7.0114	7.6111		7.1257 T22
All engines	pole nr. 2			7.1089 T20	
All engines	pole nr. 4			7.1090 T20	

CELICA VI

				ENGINE
1.8 i 16V	Petrol	85	11/93-11/99	7A-FE

Engine	Information	S10	T10	T20 - T23	T22 - T25
All engines		7.0114	7.6111	7.1089 T20	

				ENGINE
1.8 i 16V [USA] [CAN]	Petrol	85	09/93-08/99	7A-FE

Engine	Information	S10	T10	T20 - T23	T22 - T25
All engines		7.0114	7.6111		7.1257 T22
All engines	pole nr. 2			7.1089 T20	
All engines	pole nr. 4			7.1090 T20	

				ENGINE
2.0 GTi	Petrol	129	08/94-08/99	3S-GE

Engine	Information	S10	T10	T20 - T23	T22 - T25
All engines		7.0114	7.6111	7.1089 T20	

S10 OIL PRESSURE WARNING LIGHT SWITCH	T10 REVERSING LIGHT SWITCH	T20 BRAKE LIGHT SWITCH
T22 SWITCH CLUTCH CONTROL (CRUISE CONTROL)	T23 SWITCH BRAKE ACTUATION (ENGINE TIMING)	T25 SWITCH CLUTCH CONTROL (ENGINE CONTROL)

FUNCTIONS ON THE VEHICLE

Vehicle	alim.	kW	Date	Engine	 S10	 T10	 T20 - T23	 T22 - T25
---------	-------	----	------	--------	---	---	--	---

				ENGINE
2.0 i 16V	Petrol	125	11/93-11/99	3S-GE

Engine	Information	S10	T10	T20 - T23	T22 - T25
All engines		7.0114	7.6111	7.1089 T20	

				ENGINE
2.0 i 16V	Petrol	129	11/93-11/99	3S-GE

Engine	Information	S10	T10	T20 - T23	T22 - T25
All engines		7.0114	7.6111	7.1089 T20	

				ENGINE
2.0 i Turbo 4WD	Petrol	178	02/94-11/99	3S-GTE

Engine	Information	S10	T10	T20 - T23	T22 - T25
All engines		7.0114	7.6111	7.1089 T20	

				ENGINE
2.2 GT	Petrol	100	11/93-08/99	5S-FE

Engine	Information	S10	T10	T20 - T23	T22 - T25
All engines		7.0114	7.6111		7.1257 T22
All engines	pole nr. 2			7.1089 T20	
All engines	pole nr. 4			7.1090 T20	

CELICA VII

				ENGINE
1.8 16V TS	Petrol	141	08/99-09/05	2ZZ-GE

Engine	Information	S10	T10	T20 - T23	T22 - T25
All engines	COL:black, spanner size 24, switch press. 0.2 bar, TOKAI RIKAI	7.0114			
All engines	spanner size 27, thread M18x1.5		7.6197		
All engines	-> 01/08/01, -cruise control, MATSUSHITA			7.1089 T20	
All engines	+cruise control, -> 01/08/01, MATSUSHITA, spanner size 14, thread M10x1.25			7.1090 T20	
All engines	-> 01/09/04, 01/09/01 ->, 01/10/04 ->, -cruise control			7.1211 T20	
All engines	+cruise control, 01/09/01 ->			7.1212 T20	
All engines					7.1257 T22

				ENGINE
1.8 16V VT-i	Petrol	105	08/99-07/05	1ZZ-FE

Engine	Information	S10	T10	T20 - T23	T22 - T25
All engines	COL:black, spanner size 24, switch press. 0.2 bar, TOKAI RIKAI	7.0114			
All engines	spanner size 27, thread M18x1.5		7.6197		
All engines	-> 01/08/01, -cruise control, MATSUSHITA			7.1089 T20	
All engines	+cruise control, -> 01/08/01, MATSUSHITA, spanner size 14, thread M10x1.25			7.1090 T20	
All engines	-> 01/09/04, 01/09/01 ->, 01/10/04 ->, -cruise control			7.1211 T20	
All engines	+cruise control, 01/09/01 ->			7.1212 T20	
All engines					7.1257 T22

C-HR

				ENGINE
1.2	Petrol	85	10/16->	8NR-FTS

Engine	Information	S10	T10	T20 - T23	T22 - T25
All engines	spanner size 27, thread M18x1.5		7.6111		

				ENGINE
1.8 Hybrid	Petrol/ Electro	72	10/16->	2ZR-FXE

Engine	Information	S10	T10	T20 - T23	T22 - T25
All engines	COL:black, spanner size 24, switch press. 0.2 bar, TOKAI RIKAI	7.0114			

				ENGINE
1.8 Hybrid	Petrol/ Electro	90	11/16->	2ZR-FXE





Engine	Information	S10	T10	T20 - T23	T22 - T25
All engines	COL:black, spanner size 24, switch press. 0.2 bar, TOKAI RIKAI	7.0114			

				ENGINE
2.0	Petrol	109	11/16->	3ZR-FAE

Engine	Information	S10	T10	T20 - T23	T22 - T25
All engines	COL:black, spanner size 24, switch press. 0.2 bar, TOKAI RIKAI	7.0114			

S10	OIL PRESSURE WARNING LIGHT SWITCH	T10	REVERSING LIGHT SWITCH	T20	BRAKE LIGHT SWITCH
T22	SWITCH CLUTCH CONTROL (CRUISE CONTROL)	T23	SWITCH BRAKE ACTUATION (ENGINE TIMING)	T25	SWITCH CLUTCH CONTROL (ENGINE CONTROL)

FUNCTIONS ON THE VEHICLE

Vehicle	alim.	kW	Date	Engine	 S10	 T10	 T20 - T23	 T22 - T25
---------	-------	----	------	--------	---	---	--	---

COROLLA IV

1.8	Petrol	57	09/79-05/82	ENGINE 3T-C
-----	--------	----	-------------	----------------

Engine	Information	S10	T10	T20 - T23	T22 - T25
All engines		7.0017		7.1022 T20	

1.8	Petrol	63	08/82-09/83	ENGINE 3T-C
-----	--------	----	-------------	----------------

Engine	Information	S10	T10	T20 - T23	T22 - T25
All engines		7.0017		7.1022 T20	

1.8 D	Diesel	43	01/83-09/83	ENGINE 1C
-------	--------	----	-------------	--------------

Engine	Information	S10	T10	T20 - T23	T22 - T25
All engines		7.0016			
All engines	-> 01/08/85		7.6052		
All engines	01/08/85 ->		7.6087		
All engines	01/12/85 ->			7.1017 T20	
All engines	-> 01/12/85			7.1022 T20	

1.8 D	Diesel	44	05/83-08/87	ENGINE 1C
-------	--------	----	-------------	--------------

Engine	Information	S10	T10	T20 - T23	T22 - T25
All engines		7.0016			
All engines	-> 01/08/85		7.6052		
All engines	01/08/85 ->		7.6087		
All engines	01/12/85 ->			7.1017 T20	
All engines	-> 01/12/85			7.1022 T20	

1.8 D	Diesel	48	01/83-09/83	ENGINE 1C
-------	--------	----	-------------	--------------

Engine	Information	S10	T10	T20 - T23	T22 - T25
All engines		7.0016			
All engines	-> 01/08/85		7.6052		
All engines	01/08/85 ->		7.6087		
All engines	01/12/85 ->			7.1017 T20	
All engines	-> 01/12/85			7.1022 T20	

COROLLA IX

1.4 D	Diesel	66	07/04-02/07	ENGINE 1ND-TV
-------	--------	----	-------------	------------------

Engine	Information	S10	T10	T20 - T23	T22 - T25
All engines	COL:black, spanner size 24, switch press. 0.2 bar, TOKAI RIKA	7.0114			
All engines	spanner size 27, thread M18x1.5		7.6111		
All engines	MADE BY:(GB), MATSUSHITA, spanner size 14, thread M10x1.25			7.1090 T20	
All engines					7.1257 T22

1.4 D-4D	Diesel	66	06/04-10/06	ENGINE 1ND-TV
----------	--------	----	-------------	------------------

Engine	Information	S10	T10	T20 - T23	T22 - T25
All engines	COL:black, spanner size 24, switch press. 0.2 bar, TOKAI RIKA	7.0114			
All engines	spanner size 27, thread M18x1.5		7.6111		
All engines	MADE BY:(GB), MATSUSHITA, spanner size 14, thread M10x1.25			7.1090 T20	
All engines					7.1257 T22

1.4 D4-D	Diesel	66	06/04-10/07	ENGINE 1ND-TV
----------	--------	----	-------------	------------------





Engine	Information	S10	T10	T20 - T23	T22 - T25
All engines	COL:black, spanner size 24, switch press. 0.2 bar, TOKAI RIKA	7.0114			
All engines	spanner size 27, thread M18x1.5		7.6111		
All engines	MADE BY:(GB), MATSUSHITA, spanner size 14, thread M10x1.25			7.1090 T20	
All engines					7.1257 T22

1.4 VVT-i	Petrol	71	10/01-02/07	ENGINE 4ZZ-FE
-----------	--------	----	-------------	------------------

Engine	Information	S10	T10	T20 - T23	T22 - T25
All engines	COL:black, spanner size 24, switch press. 0.2 bar, TOKAI RIKA	7.0114			
All engines	spanner size 27, thread M18x1.5		7.6111		

S10	OIL PRESSURE WARNING LIGHT SWITCH	T10	REVERSING LIGHT SWITCH	T20	BRAKE LIGHT SWITCH
T22	SWITCH CLUTCH CONTROL (CRUISE CONTROL)	T23	SWITCH BRAKE ACTUATION (ENGINE TIMING)	T25	SWITCH CLUTCH CONTROL (ENGINE CONTROL)

FUNCTIONS ON THE VEHICLE

Vehicle	alim.	kW	Date	Engine	 S10	 T10	 T20 - T23	 T22 - T25
---------	-------	----	------	--------	---	---	--	---

				ENGINE
1.4 VVT-i	Petrol	71	10/01-02/07	4ZZ-FE

Engine	Information	S10	T10	T20 - T23	T22 - T25
All engines	MATSUSHITA			7.1089 T20	

				ENGINE
1.6	Petrol	91	11/06-07/07	1ZR-FE

Engine	Information	S10	T10	T20 - T23	T22 - T25
All engines		7.0114		7.1212 T20	7.1257 T22
All engines	without cable		7.6111		
All engines	+alarm switch, 01/12/08 ->, seq/Man		7.6246		
All engines	with cable		7.6261		
All engines	+alarm switch, -> 01/12/08, seq/Man		7.6295		

				ENGINE
1.6 VVT-i	Petrol	81	10/01-08/07	3ZZ-FE

Engine	Information	S10	T10	T20 - T23	T22 - T25
All engines	COL:black, spanner size 24, switch press. 0.2 bar, TOKAI RIKAI	7.0114			
All engines	spanner size 27, thread M18x1.5		7.6111		
All engines	-> 01/04/04, -> 01/05/04, MATSUSHITA			7.1089 T20	
All engines	01/06/04 ->, MATSUSHITA, spanner size 14, thread M10x1.25			7.1090 T20	
All engines					7.1257 T22

				ENGINE
1.8 VVTL-i TS	Petrol	141	01/02-02/07	2ZZ-GE

Engine	Information	S10	T10	T20 - T23	T22 - T25
All engines	COL:black, spanner size 24, switch press. 0.2 bar, TOKAI RIKAI	7.0114			
All engines	spanner size 27, thread M18x1.5		7.6111		
All engines	MATSUSHITA			7.1089 T20	

				ENGINE
1.8 VVTL-i TS	Petrol	165	02/05-02/07	2ZZ-GE

Engine	Information	S10	T10	T20 - T23	T22 - T25
All engines	COL:black, spanner size 24, switch press. 0.2 bar, TOKAI RIKAI	7.0114			
All engines	spanner size 27, thread M18x1.5		7.6111		
All engines	MATSUSHITA			7.1089 T20	

				ENGINE
2.0 D4d	Diesel	66	09/00-10/01	1CD-FTV

Engine	Information	S10	T10	T20 - T23	T22 - T25
All engines	COL:black, spanner size 24, switch press. 0.2 bar, TOKAI RIKAI	7.0114			
All engines	spanner size 27, thread M18x1.5		7.6111		
All engines	MATSUSHITA			7.1089 T20	

				ENGINE
2.0 D-4D	Diesel	66	01/02-02/07	1CD-FTV

Engine	Information	S10	T10	T20 - T23	T22 - T25
All engines	COL:black, spanner size 24, switch press. 0.2 bar, TOKAI RIKAI	7.0114			
All engines	spanner size 27, thread M18x1.5		7.6111		
All engines	MATSUSHITA, spanner size 14, thread M10x1.25			7.1090 T20	
All engines					7.1257 T22

				ENGINE
2.0 D-4D	Diesel	81	01/02-12/06	1CD-FTV

Engine	Information	S10	T10	T20 - T23	T22 - T25
All engines	COL:black, spanner size 24, switch press. 0.2 bar, TOKAI RIKAI	7.0114			
All engines	spanner size 27, thread M18x1.5		7.6111		
All engines	MATSUSHITA, spanner size 14, thread M10x1.25			7.1090 T20	
All engines					7.1257 T22

				ENGINE
2.0 D-4D	Diesel	85	05/03-07/07	1CD-FTV

Engine	Information	S10	T10	T20 - T23	T22 - T25
All engines	COL:black, spanner size 24, switch press. 0.2 bar, TOKAI RIKAI	7.0114			
All engines	spanner size 27, thread M18x1.5		7.6111		
All engines	MATSUSHITA, spanner size 14, thread M10x1.25			7.1090 T20	
All engines					7.1257 T22

S10 OIL PRESSURE WARNING LIGHT SWITCH	T10 REVERSING LIGHT SWITCH	T20 BRAKE LIGHT SWITCH
T22 SWITCH CLUTCH CONTROL (CRUISE CONTROL)	T23 SWITCH BRAKE ACTUATION (ENGINE TIMING)	T25 SWITCH CLUTCH CONTROL (ENGINE CONTROL)

FUNCTIONS ON THE VEHICLE

Vehicle	alim.	kW	Date	Engine				
					S10	T10	T20 - T23	T22 - T25

COROLLA V

1.6	Petrol	53	08/85-08/87	ENGINE 4A-LC
-----	--------	----	-------------	-----------------

Engine	Information	S10	T10	T20 - T23	T22 - T25
All engines		7.0035	7.6087		
All engines	COL:black, pole nr. 2			7.1017	T20
All engines	COL:white, pole nr. 4			7.1053	T20

1.6	Petrol	54	08/85-05/88	ENGINE 4A-LC
-----	--------	----	-------------	-----------------

Engine	Information	S10	T10	T20 - T23	T22 - T25
All engines		7.0035	7.6087		
All engines	COL:black, pole nr. 2			7.1017	T20
All engines	COL:white, pole nr. 4			7.1053	T20

1.6	Petrol	55	08/84-08/87	ENGINE 4A-C
-----	--------	----	-------------	----------------

Engine	Information	S10	T10	T20 - T23	T22 - T25
All engines		7.0035			
All engines	pole nr. 2			7.1017	T20
All engines	pole nr. 4			7.1053	T20

1.6	Petrol	58	04/85-05/89	ENGINE 4A-LC
-----	--------	----	-------------	-----------------

Engine	Information	S10	T10	T20 - T23	T22 - T25
All engines		7.0035	7.6087		
All engines	COL:black, pole nr. 2			7.1017	T20
All engines	COL:white, pole nr. 4			7.1053	T20

1.6	Petrol	85	05/85-04/87	ENGINE 4A-GELC
-----	--------	----	-------------	-------------------

Engine	Information	S10	T10	T20 - T23	T22 - T25
All engines		7.0035	7.6087		
All engines	COL:black, pole nr. 2			7.1017	T20

1.6 16V	Petrol	85	12/85-04/87	ENGINE 4A-GEC
---------	--------	----	-------------	------------------

Engine	Information	S10	T10	T20 - T23	T22 - T25
All engines		7.0035			
All engines	-cruise control			7.1017	T20
All engines	+cruise control			7.1053	T20

1.6 SR	Petrol	58	08/83-04/85	ENGINE 4A-C
--------	--------	----	-------------	----------------

Engine	Information	S10	T10	T20 - T23	T22 - T25
All engines		7.0035			
All engines	pole nr. 2			7.1017	T20
All engines	pole nr. 4			7.1053	T20

1.8 D	Diesel	43	06/83-05/88	ENGINE 1C
-------	--------	----	-------------	--------------

Engine	Information	S10	T10	T20 - T23	T22 - T25
All engines		7.0016			
All engines	-> 01/08/85		7.6052		
All engines	01/08/85 ->		7.6087		
All engines	01/12/85 ->			7.1017	T20
All engines	-> 01/12/85			7.1022	T20

COROLLA VERSO I

1.6 VVT-i	Petrol	81	08/01-05/04	ENGINE 3ZZ-FE
-----------	--------	----	-------------	------------------

Engine	Information	S10	T10	T20 - T23	T22 - T25
All engines	COL:black, spanner size 24, switch press. 0.2 bar, TOKAI RIKAI	7.0114			
All engines	spanner size 27, thread M18x1.5		7.6111		
All engines				7.1211	T20

1.8 VVT-i	Petrol	99	12/01-05/04	ENGINE 1ZZ-FE
-----------	--------	----	-------------	------------------

Engine	Information	S10	T10	T20 - T23	T22 - T25
All engines	COL:black, spanner size 24, switch press. 0.2 bar, TOKAI RIKAI	7.0114			

S10	OIL PRESSURE WARNING LIGHT SWITCH	T10	REVERSING LIGHT SWITCH	T20	BRAKE LIGHT SWITCH
T22	SWITCH CLUTCH CONTROL (CRUISE CONTROL)	T23	SWITCH BRAKE ACTUATION (ENGINE TIMING)	T25	SWITCH CLUTCH CONTROL (ENGINE CONTROL)

FUNCTIONS ON THE VEHICLE

Vehicle	alim.	kW	Date	Engine	 S10	 T10	 T20 - T23	 T22 - T25
---------	-------	----	------	--------	---	---	--	---

				ENGINE
1.8 VVT-i	Petrol	99	12/01-05/04	1ZZ-FE

Engine	Information	S10	T10	T20 - T23	T22 - T25
All engines	spanner size 27, thread M18x1.5		7.6111		
All engines				7.1211 T20	

				ENGINE
1.8 VVTi 4WD	Petrol	99	07/01-02/04	1ZZ-FE

Engine	Information	S10	T10	T20 - T23	T22 - T25
All engines		7.0114	7.6111	7.1211 T20	

				ENGINE
2.0 D-4D	Diesel	66	01/02-05/04	1CD-FTV

Engine	Information	S10	T10	T20 - T23	T22 - T25
All engines	COL:black, DENSO, spanner size 24, switch press. 0.2 bar, TOKAI RIKAI	7.0114			
All engines	spanner size 27, thread M18x1.5		7.6111		
All engines				7.1212 T20	

				ENGINE
2.0 D-4D	Diesel	85	09/01-07/04	1CD-FTV

Engine	Information	S10	T10	T20 - T23	T22 - T25
All engines		7.0114	7.6111	7.1212 T20	

COROLLA VERSO II

				ENGINE
1.6	Petrol	81	04/04-03/09	3ZZ-FE

Engine	Information	S10	T10	T20 - T23	T22 - T25
All engines	COL:black, spanner size 24, switch press. 0.2 bar, TOKAI RIKAI	7.0114			
All engines	spanner size 27, thread M18x1.5		7.6111		
All engines				7.1212 T20	
All engines	without cable				7.1257 T22

				ENGINE
1.8	Petrol	95	04/04-03/09	1ZZ-FE

Engine	Information	S10	T10	T20 - T23	T22 - T25
All engines	COL:black, spanner size 24, switch press. 0.2 bar, TOKAI RIKAI	7.0114			
All engines	spanner size 27, thread M18x1.5		7.6111		
All engines				7.1212 T20	
All engines	without cable				7.1257 T22

				ENGINE
2.0 D-4D	Diesel	85	04/04-03/09	1CD-FTV

Engine	Information	S10	T10	T20 - T23	T22 - T25
All engines	COL:black, spanner size 24, switch press. 0.2 bar, TOKAI RIKAI	7.0114			
All engines	spanner size 27, thread M18x1.5		7.6111		
All engines				7.1212 T20	
All engines	without cable				7.1257 T22

				ENGINE
2.2 D-4D	Diesel	100	10/05-03/09	2AD-FTV

Engine	Information	S10	T10	T20 - T23	T22 - T25
All engines	COL:black, spanner size 24, switch press. 0.2 bar, TOKAI RIKAI	7.0114			
All engines	spanner size 27, thread M18x1.5		7.6111		
All engines				7.1212 T20	
All engines	without cable				7.1257 T22

				ENGINE
2.2 D-4D	Diesel	130	10/05-03/09	2AD-FHV

Engine	Information	S10	T10	T20 - T23	T22 - T25
All engines	COL:black, spanner size 24, switch press. 0.2 bar, TOKAI RIKAI	7.0114			
All engines	spanner size 27, thread M18x1.5		7.6111		
All engines				7.1212 T20	
All engines	without cable				7.1257 T22

COROLLA VI

				ENGINE
1.3	Petrol	55	08/87-06/92	2E

Engine	Information	S10	T10	T20 - T23	T22 - T25
All engines		7.0035	7.6111	7.1017 T20	

S10 OIL PRESSURE WARNING LIGHT SWITCH	T10 REVERSING LIGHT SWITCH	T20 BRAKE LIGHT SWITCH
T22 SWITCH CLUTCH CONTROL (CRUISE CONTROL)	T23 SWITCH BRAKE ACTUATION (ENGINE TIMING)	T25 SWITCH CLUTCH CONTROL (ENGINE CONTROL)

				FUNCTIONS ON THE VEHICLE				
Vehicle	alim.	kW	Date	Engine	 S10	 T10	 T20 - T23	 T22 - T25
ENGINE								
1.3	Petrol	60	05/87-04/92	2E				
ENGINE								
Engine		Information		S10	T10	T20 - T23	T22 - T25	
All engines				7.0035	7.6111	7.1017	T20	
1.3 i	Petrol	55	08/87-12/92	2E, 2E-E				
ENGINE								
Engine		Information		S10	T10	T20 - T23	T22 - T25	
All engines				7.0035	7.6111	7.1017	T20	
1.6	Petrol	66	05/87-11/92	4A-F				
ENGINE								
Engine		Information		S10	T10	T20 - T23	T22 - T25	
All engines				7.0016	7.6111			
All engines		COL:black, pole nr. 2				7.1017	T20	
1.6	Petrol	70	09/89-04/92	4A-F				
ENGINE								
Engine		Information		S10	T10	T20 - T23	T22 - T25	
All engines				7.0016	7.6111	7.1017	T20	
1.6	Petrol	71	01/88-12/92	4A-F				
ENGINE								
Engine		Information		S10	T10	T20 - T23	T22 - T25	
All engines				7.0016	7.6111	7.1017	T20	
1.6	Petrol	77	08/89-04/92	4A-FE				
ENGINE								
Engine		Information		S10	T10	T20 - T23	T22 - T25	
All engines				7.0016	7.6111	7.1017	T20	
All engines		GTi			7.6087			
1.6 4WD	Petrol	66	08/87-08/89	4A-F				
ENGINE								
Engine		Information		S10	T10	T20 - T23	T22 - T25	
All engines				7.0016	7.6111	7.1017	T20	
1.6 GL 4WD	Petrol	70	10/87-08/90	4A-F				
ENGINE								
Engine		Information		S10	T10	T20 - T23	T22 - T25	
All engines				7.0016	7.6111	7.1017	T20	
1.6 GTi	Petrol	85	08/87-10/94	4A-GE				
ENGINE								
Engine		Information		S10	T10	T20 - T23	T22 - T25	
All engines				7.0016	7.6087	7.1017	T20	
1.6 i	Petrol	77	05/87-05/92	4A-FE				
ENGINE								
Engine		Information		S10	T10	T20 - T23	T22 - T25	
All engines				7.0016	7.6111	7.1017	T20	
All engines		GTi			7.6087			
1.6 i 4WD	Petrol	77	10/87-08/90	4A-FE				
ENGINE								
Engine		Information		S10	T10	T20 - T23	T22 - T25	
All engines				7.0016	7.6111	7.1017	T20	
All engines		GTi			7.6087			
1.6 XL	Petrol	70	09/89-04/92	4A-F				
ENGINE								
Engine		Information		S10	T10	T20 - T23	T22 - T25	
All engines				7.0016	7.6111	7.1017	T20	
1.6 XLI	Petrol	77	11/89-06/92	4A-FE				
ENGINE								
Engine		Information		S10	T10	T20 - T23	T22 - T25	
All engines				7.0016	7.6111	7.1017	T20	
1.8 D	Diesel	47	07/87-06/93	1C				
ENGINE								
Engine		Information		S10	T10	T20 - T23	T22 - T25	
All engines				7.0016	7.6111			
All engines		01/12/85 ->				7.1017	T20	

S10	OIL PRESSURE WARNING LIGHT SWITCH	T10	REVERSING LIGHT SWITCH	T20	BRAKE LIGHT SWITCH
T22	SWITCH CLUTCH CONTROL (CRUISE CONTROL)	T23	SWITCH BRAKE ACTUATION (ENGINE TIMING)	T25	SWITCH CLUTCH CONTROL (ENGINE CONTROL)

FUNCTIONS ON THE VEHICLE

Vehicle	alim.	kW	Date	Engine				
					S10	T10	T20 - T23	T22 - T25

				ENGINE
1.8 D	Diesel	47	07/87-06/93	1C

Engine	Information	S10	T10	T20 - T23	T22 - T25
All engines	-> 01/12/85			7.1022 T20	

				ENGINE
1.8 D	Diesel	49	08/89-06/93	1C

Engine	Information	S10	T10	T20 - T23	T22 - T25
All engines		7.0016	7.6111		
All engines	01/12/85 ->			7.1017 T20	
All engines	-> 01/12/85			7.1022 T20	

COROLLA VII

				ENGINE
1.3 12V	Petrol	53	07/92-04/97	2E

Engine	Information	S10	T10	T20 - T23	T22 - T25
All engines		7.0114	7.6111	7.1089 T20	

				ENGINE
1.3 XLI	Petrol	55	08/95-04/97	4E-FE

Engine	Information	S10	T10	T20 - T23	T22 - T25
All engines		7.0114	7.6111	7.1089 T20	

				ENGINE
1.3 XLI	Petrol	65	07/92-04/97	4E-FE

Engine	Information	S10	T10	T20 - T23	T22 - T25
All engines		7.0114	7.6111	7.1089 T20	

				ENGINE
1.3 XLI 16V	Petrol	65	07/92-09/95	4E-FE

Engine	Information	S10	T10	T20 - T23	T22 - T25
All engines		7.0114	7.6111	7.1089 T20	

				ENGINE
1.6 GLI	Petrol	84	07/92-04/97	4A-FE

Engine	Information	S10	T10	T20 - T23	T22 - T25
All engines	-> 01/08/92	7.0016			
All engines	01/08/92 ->	7.0114			
All engines			7.6111	7.1089 T20	

				ENGINE
1.6 Si	Petrol	84	07/92-04/97	4A-FE

Engine	Information	S10	T10	T20 - T23	T22 - T25
All engines	-> 01/08/92	7.0016			
All engines	01/08/92 ->	7.0114			
All engines			7.6111	7.1089 T20	

				ENGINE
1.8 16V 4WD	Petrol	81	09/95-04/97	7A-FE

Engine	Information	S10	T10	T20 - T23	T22 - T25
All engines		7.0114	7.6111	7.1089 T20	

				ENGINE
1.8 GT	Petrol	86	11/92-05/95	7A-FE

Engine	Information	S10	T10	T20 - T23	T22 - T25
All engines		7.0114	7.6111	7.1089 T20	

				ENGINE
2.0 D	Diesel	53	07/92-04/97	2C





Engine	Information	S10	T10	T20 - T23	T22 - T25
All engines		7.0114	7.6111	7.1089 T20	

COROLLA VIII

				ENGINE
1.3	Petrol	55	05/97-10/01	2E





Engine	Information	S10	T10	T20 - T23	T22 - T25
All engines	COL:black, spanner size 24, switch press. 0.2 bar, TOKAI RIKAI	7.0114			
All engines	spanner size 27, thread M18x1.5		7.6111		
All engines	MATSUSHITA			7.1089 T20	

S10	OIL PRESSURE WARNING LIGHT SWITCH	T10	REVERSING LIGHT SWITCH	T20	BRAKE LIGHT SWITCH
T22	SWITCH CLUTCH CONTROL (CRUISE CONTROL)	T23	SWITCH BRAKE ACTUATION (ENGINE TIMING)	T25	SWITCH CLUTCH CONTROL (ENGINE CONTROL)

				FUNCTIONS ON THE VEHICLE				
Vehicle	alim.	kW	Date	Engine	 S10	 T10	 T20 - T23	 T22 - T25
ENGINE								
1.3 EFi	Petrol	63	05/97-09/99	4E-FE				
Engine	Information			S10	T10	T20 - T23	T22 - T25	
All engines	COL:black, spanner size 24, switch press. 0.2 bar, TOKAI RIKA			7.0114				
All engines	spanner size 27, thread M18x1.5				7.6111			
All engines	MATSUSHITA					7.1089	T20	
ENGINE								
1.4	Petrol	63	04/97-02/00	4E-FE				
Engine	Information			S10	T10	T20 - T23	T22 - T25	
All engines	COL:black, spanner size 24, switch press. 0.2 bar, TOKAI RIKA			7.0114				
All engines	spanner size 27, thread M18x1.5				7.6111			
All engines	MATSUSHITA					7.1089	T20	
ENGINE								
1.4	Petrol	71	02/00-01/02	4ZZ-FE				
Engine	Information			S10	T10	T20 - T23	T22 - T25	
All engines	COL:black, spanner size 24, switch press. 0.2 bar, TOKAI RIKA			7.0114				
All engines	spanner size 27, thread M18x1.5				7.6111			
All engines	MATSUSHITA					7.1089	T20	
ENGINE								
1.4 16V	Petrol	71	02/00-11/01	4ZZ-FE				
Engine	Information			S10	T10	T20 - T23	T22 - T25	
All engines	COL:black, spanner size 24, switch press. 0.2 bar, TOKAI RIKA			7.0114				
All engines	spanner size 27, thread M18x1.5				7.6111			
All engines	MATSUSHITA					7.1089	T20	
ENGINE								
1.6	Petrol	81	04/97-01/02	3ZZ-FE, 4A-FE				
Engine	Information			S10	T10	T20 - T23	T22 - T25	
All engines	COL:black, spanner size 24, switch press. 0.2 bar, TOKAI RIKA			7.0114				
All engines	spanner size 27, thread M18x1.5				7.6111			
All engines	MATSUSHITA					7.1089	T20	
ENGINE								
1.6 16V	Petrol	81	10/99-10/01	3ZZ-FE				
Engine	Information			S10	T10	T20 - T23	T22 - T25	
All engines	COL:black, spanner size 24, switch press. 0.2 bar, TOKAI RIKA			7.0114				
All engines	spanner size 27, thread M18x1.5				7.6111			
All engines	MATSUSHITA					7.1089	T20	
ENGINE								
1.6 Aut.	Petrol	79	04/97-02/00	4A-FE				
Engine	Information			S10	T10	T20 - T23	T22 - T25	
All engines	COL:black, spanner size 24, switch press. 0.2 bar, TOKAI RIKA			7.0114				
All engines	spanner size 27, thread M18x1.5				7.6111			
All engines	MATSUSHITA					7.1089	T20	
ENGINE								
1.8	Petrol	81	10/97-10/01	7A-FE				
Engine	Information			S10	T10	T20 - T23	T22 - T25	
All engines	COL:black, spanner size 24, switch press. 0.2 bar, TOKAI RIKA			7.0114				
All engines	spanner size 27, thread M18x1.5				7.6111			
All engines	MATSUSHITA					7.1089	T20	
ENGINE								
1.8 4WD	Petrol	81	04/97-10/01	7A-FE				
Engine	Information			S10	T10	T20 - T23	T22 - T25	
All engines	COL:black, spanner size 24, switch press. 0.2 bar, TOKAI RIKA			7.0114				
All engines	spanner size 27, thread M18x1.5				7.6111			
All engines	MATSUSHITA					7.1089	T20	
ENGINE								
1.9	Diesel	51	09/99-10/01	1WZ				
Engine	Information			S10	T10	T20 - T23	T22 - T25	
All engines	spanner size 21, switch press. 0.5 bar, thread M16x1.5			7.0130				
All engines	MATSUSHITA					7.1089	T20	


S10	OIL PRESSURE WARNING LIGHT SWITCH	T10	REVERSING LIGHT SWITCH	T20	BRAKE LIGHT SWITCH
T22	SWITCH CLUTCH CONTROL (CRUISE CONTROL)	T23	SWITCH BRAKE ACTUATION (ENGINE TIMING)	T25	SWITCH CLUTCH CONTROL (ENGINE CONTROL)

FUNCTIONS ON THE VEHICLE

Vehicle	alim.	kW	Date	Engine	 S10	 T10	 T20 - T23	 T22 - T25
ENGINE								
1.9 D	Diesel	51	02/00-01/02	1WZ				
Engine	Information				S10	T10	T20 - T23	T22 - T25
All engines	spanner size 21, switch press. 0.5 bar, thread M16x1.5				7.0130			
All engines	MATSUSHITA						7.1089 T20	
ENGINE								
2.0	Diesel	53	05/97-09/99	2C-E				
Engine	Information				S10	T10	T20 - T23	T22 - T25
All engines	COL:black, spanner size 24, switch press. 0.2 bar, TOKAI RIKA				7.0114			
All engines	spanner size 27, thread M18x1.5					7.6111		
All engines	MATSUSHITA						7.1089 T20	
ENGINE								
2.0 D	Diesel	53	04/97-02/00	2C-E				
Engine	Information				S10	T10	T20 - T23	T22 - T25
All engines	COL:black, spanner size 24, switch press. 0.2 bar, TOKAI RIKA				7.0114			
All engines	spanner size 27, thread M18x1.5					7.6111		
All engines	MATSUSHITA						7.1089 T20	
ENGINE								
2.0 D-4D	Diesel	66	09/00-01/02	1CD-FTV				
Engine	Information				S10	T10	T20 - T23	T22 - T25
All engines	COL:black, spanner size 24, switch press. 0.2 bar, TOKAI RIKA				7.0114			
All engines	spanner size 27, thread M18x1.5					7.6111		
All engines	MATSUSHITA						7.1089 T20	
All engines							7.1257 T22	
ENGINE								
2.0 D-4D	Diesel	81	08/00-10/01	1CD-FTV				
Engine	Information				S10	T10	T20 - T23	T22 - T25
All engines					7.0114	7.6111	7.1089 T20	7.1257 T22
COROLLA X								
ENGINE								
1.3 VVT-i	Petrol	63	03/08->	2NZ-FE				
Engine	Information				S10	T10	T20 - T23	T22 - T25
All engines					7.0114	7.6261	7.1254 T20	
ENGINE								
1.33	Petrol	74	01/07->	1NR-FE				
Engine	Information				S10	T10	T20 - T23	T22 - T25
All engines	COL:black, spanner size 24, switch press. 0.2 bar, TOKAI RIKA				7.0114			
All engines	spanner size 27, thread M18x1.5					7.6111		
All engines							7.1212 T20	7.1257 T22
ENGINE								
1.4 D-4D	Diesel	66	10/06-07/14	1ND-TV				
Engine	Information				S10	T10	T20 - T23	T22 - T25
All engines	COL:black, DENSO, spanner size 24, switch press. 0.2 bar, TOKAI RIKA				7.0114			
All engines	01/01/09->, spanner size 27, thread M18x1.5					7.6111		
All engines	-> 01/12/08					7.6261		
All engines							7.1212 T20	7.1257 T22
ENGINE								
1.4 VVT-i	Petrol	71	11/06-11/13	4ZZ-FE				
Engine	Information				S10	T10	T20 - T23	T22 - T25
All engines	COL:black, spanner size 24, switch press. 0.2 bar, TOKAI RIKA				7.0114			
All engines						7.6261	7.1212 T20	7.1257 T22
ENGINE								
1.5	Petrol	81	09/06->	1NZ-FE				
Engine	Information				S10	T10	T20 - T23	T22 - T25
All engines					7.0114	7.6261		7.1257 T22
All engines	no specific info conc. application available						7.1212, 7.1254 T20	





S10	OIL PRESSURE WARNING LIGHT SWITCH	T10	REVERSING LIGHT SWITCH	T20	BRAKE LIGHT SWITCH
T22	SWITCH CLUTCH CONTROL (CRUISE CONTROL)	T23	SWITCH BRAKE ACTUATION (ENGINE TIMING)	T25	SWITCH CLUTCH CONTROL (ENGINE CONTROL)

FUNCTIONS ON THE VEHICLE

Vehicle	alim.	kW	Date	Engine	 S10	 T10	 T20 - T23	 T22 - T25
ENGINE								
1.5 4WD	Petrol	77	09/06->	1NZ-FE				
Engine	Information			S10	T10	T20 - T23	T22 - T25	
All engines				7.0114	7.6261		7.1257	T22
All engines	no specific info conc. application available					7.1212, 7.1254	T20	
ENGINE								
1.6	Petrol	97	01/09->	1ZR-FAE, 1ZR-FE				
Engine	Information			S10	T10	T20 - T23	T22 - T25	
All engines	COL:black, spanner size 24, switch press. 0.2 bar, TOKAI RIKA			7.0114				
All engines	01/12/08 ->, spanner size 27, thread M18x1.5				7.6111			
All engines	-> 01/11/08				7.6261			
All engines						7.1212	T20	7.1257 T22, T25
ENGINE								
1.6 Dual VVTi	Petrol	91	01/07->	1ZR-FE				
Engine	Information			S10	T10	T20 - T23	T22 - T25	
All engines	COL:black, MADE BY:(F), MADE BY:(J), spanner size 24, switch press. 0.2 bar, TOKAI RIKA			7.0114				
All engines	spanner size 27, t.ntr. 5FS, thread M18x1.5				7.6111			
All engines	t.ntr. 5F				7.6261			
All engines						7.1212	T20	7.1257 T22
ENGINE								
1.6 VVTi	Petrol	100	03/07-12/10	1ZR-FE				
Engine	Information			S10	T10	T20 - T23	T22 - T25	
All engines	COL:black, spanner size 24, switch press. 0.2 bar, TOKAI RIKA			7.0114				
All engines						7.1212	T20	
ENGINE								
1.6 VVTi	Petrol	80	12/07-06/13	3ZZ-FE				
Engine	Information			S10	T10	T20 - T23	T22 - T25	
All engines				7.0114	7.6261			
All engines	no specific info conc. application available					7.1212, 7.1254	T20	
ENGINE								
1.6 VVTi	Petrol	81	08/07-06/13	3ZZ-FE				
Engine	Information			S10	T10	T20 - T23	T22 - T25	
All engines				7.0114	7.6261			
All engines	no specific info conc. application available					7.1212, 7.1254	T20	
ENGINE								
1.8	Petrol	100	03/07-07/14	2ZR-FE				
Engine	Information			S10	T10	T20 - T23	T22 - T25	
All engines				7.0114			7.1257	T22
All engines	without cable				7.6111			
All engines	with cable				7.6261			
All engines	FOR:(CDN), FOR:(USA)					7.1212	T20	
All engines	FOR:(APA), FOR:(IND), no specific info conc. application available					7.1254	T20	
ENGINE								
1.8	Petrol	106	09/06->	2ZR-FAE				
Engine	Information			S10	T10	T20 - T23	T22 - T25	
All engines				7.0114	7.6111	7.1212	T20	7.1257 T22
ENGINE								
1.8	Petrol	108	01/09->	2ZR-FAE				
Engine	Information			S10	T10	T20 - T23	T22 - T25	
All engines				7.0114	7.6111	7.1212	T20	7.1257 T22
ENGINE								
1.8	Petrol	111	08/10->	2ZR-FE				
Engine	Information			S10	T10	T20 - T23	T22 - T25	
All engines				7.0114			7.1257	T22
All engines	without cable				7.6111			
All engines	with cable				7.6261			
All engines	FOR:(CDN), FOR:(USA)					7.1212	T20	
All engines	FOR:(APA), FOR:(IND), no specific info conc. application available					7.1254	T20	



S10 OIL PRESSURE WARNING LIGHT SWITCH	T10 REVERSING LIGHT SWITCH	T20 BRAKE LIGHT SWITCH
T22 SWITCH CLUTCH CONTROL (CRUISE CONTROL)	T23 SWITCH BRAKE ACTUATION (ENGINE TIMING)	T25 SWITCH CLUTCH CONTROL (ENGINE CONTROL)

FUNCTIONS ON THE VEHICLE

Vehicle	alim.	kW	Date	Engine	 S10	 T10	 T20 - T23	 T22 - T25
ENGINE								
1.8 16V	Petrol	97	08/07->	1ZZ-FE				
Engine	Information				S10	T10	T20 - T23	T22 - T25
All engines					7.0114	7.6261	7.1212 T20	7.1257 T22
ENGINE								
1.8 4WD	Petrol	100	09/07->	2ZR-FAE				
Engine	Information				S10	T10	T20 - T23	T22 - T25
All engines					7.0114	7.6111	7.1212 T20	7.1257 T22
ENGINE								
1.8 4WD	Petrol	98	09/06->	2ZR-FAE				
Engine	Information				S10	T10	T20 - T23	T22 - T25
All engines					7.0114	7.6111	7.1212 T20	7.1257 T22
ENGINE								
1.8 CNG	CNG	0	06/09->	1ZZ-FE				
Engine	Information				S10	T10	T20 - T23	T22 - T25
All engines					7.0114	7.6261	7.1212 T20	
ENGINE								
1.8 FlexFuel [BRA]	Flexfuel	100	03/08->	1ZZ-FBE				
Engine	Information				S10	T10	T20 - T23	T22 - T25
All engines					7.0114	7.6261	7.1212 T20	
ENGINE								
1.8 VVTi	Petrol	103	08/10->	2ZR-FBE, 2ZR-FE				
Engine	Information				S10	T10	T20 - T23	T22 - T25
All engines					7.0114			7.1257 T22
All engines	without cable					7.6111		
Eng. 2ZR-FE	with cable					7.6261		
All engines	FOR:(CDN), FOR:(USA)						7.1212 T20	
Eng. 2ZR-FE	FOR:(APA), FOR:(IND), no specific info conc. application available						7.1254 T20	
ENGINE								
1.8 VVTi Supercharged	Petrol	160	10/05-02/07	2ZZ-GE				
Engine	Information				S10	T10	T20 - T23	T22 - T25
All engines	COL:black, spanner size 24, switch press. 0.2 bar, TOKAI RIKAI				7.0114			
All engines	spanner size 27, thread M18x1.5					7.6111		
All engines	MATSUSHITA						7.1089 T20	
ENGINE								
2.0	Petrol	107	04/10->	3ZR-FE				
Engine	Information				S10	T10	T20 - T23	T22 - T25
All engines					7.0114			7.1257 T22
All engines	without cable					7.6111		
All engines	with cable					7.6261		
All engines	no specific info conc. application available						7.1212, 7.1254 T20	
ENGINE								
2.0 D	Diesel	0	08/07->	2C				
Engine	Information				S10	T10	T20 - T23	T22 - T25
All engines					7.0114	7.6111		
All engines	pole nr. 2						7.1211 T20	
All engines	pole nr. 4						7.1254 T20	
ENGINE								
2.0 D-4D	Diesel	93	01/07->	1AD-FTV				
Engine	Information				S10	T10	T20 - T23	T22 - T25
All engines	COL:black, DENSO, spanner size 24, switch press. 0.2 bar, TOKAI RIKAI				7.0114			
All engines	spanner size 27, thread M18x1.5					7.6111		
All engines							7.1212 T20	7.1257 T22
ENGINE								
2.0 FlexFuel	Flexfuel	0	04/10->	3ZR-FBE				
Engine	Information				S10	T10	T20 - T23	T22 - T25
All engines					7.0114			
All engines	-> 31/03/11						7.1212 T20	
All engines	01/03/11 ->						7.1254 T20	

S10	OIL PRESSURE WARNING LIGHT SWITCH	T10	REVERSING LIGHT SWITCH	T20	BRAKE LIGHT SWITCH
T22	SWITCH CLUTCH CONTROL (CRUISE CONTROL)	T23	SWITCH BRAKE ACTUATION (ENGINE TIMING)	T25	SWITCH CLUTCH CONTROL (ENGINE CONTROL)

FUNCTIONS ON THE VEHICLE

Vehicle	alim.	kW	Date	Engine	 S10	 T10	 T20 - T23	 T22 - T25
---------	-------	----	------	--------	---	---	--	---

				ENGINE
2.0 VVTi	Petrol	116	08/10->	3ZR-FE

Engine	Information	S10	T10	T20 - T23	T22 - T25
All engines		7.0114			7.1257 T22
All engines	without cable		7.6111		
All engines	with cable		7.6261		
All engines	no specific info conc. application available			7.1212, 7.1254 T20	

				ENGINE
2.4	Petrol	116	01/08->	2AZ-FE

Engine	Information	S10	T10	T20 - T23	T22 - T25
All engines		7.0114	7.6111	7.1212 T20	7.1257 T22

COROLLA XI

				ENGINE
1.3	Petrol	70	05/12->	1NR-FE

Engine	Information	S10	T10	T20 - T23	T22 - T25
All engines		7.0114			

				ENGINE
1.3	Petrol	73	06/13->	1NR-FE

Engine	Information	S10	T10	T20 - T23	T22 - T25
All engines	COL:black, spanner size 24, switch press. 0.2 bar, TOKAI RIKAI	7.0114			
All engines	spanner size 27, thread M18x1.5		7.6111		
All engines				7.1212 T20	7.1257 T22, T25

				ENGINE
1.4 D-4D	Diesel	66	06/13->	1ND-TV

Engine	Information	S10	T10	T20 - T23	T22 - T25
All engines	spanner size 27, thread M18x1.5		7.6111		
All engines				7.1212 T20	7.1257 T22, T25

				ENGINE
1.5	Petrol	80	05/12->	1NZ-FE

Engine	Information	S10	T10	T20 - T23	T22 - T25
All engines		7.0114	7.6261		
All engines	Qty 2				7.1257 T22

				ENGINE
1.5 4WD	Petrol	76	05/12->	1NZ-FE

Engine	Information	S10	T10	T20 - T23	T22 - T25
All engines		7.0114			

				ENGINE
1.5 Hybrid	Petrol/ Electro	54	10/14->	1NZ-FXE

Engine	Information	S10	T10	T20 - T23	T22 - T25
All engines		7.0114			

				ENGINE
1.6	Petrol	90	06/13->	1ZR-FE

Engine	Information	S10	T10	T20 - T23	T22 - T25
All engines	COL:black, spanner size 24, switch press. 0.2 bar, TOKAI RIKAI	7.0114			
All engines	spanner size 27, thread M18x1.5		7.6111		
All engines				7.1212 T20	7.1257 T22, T25

				ENGINE
1.6	Petrol	97	06/13->	1ZR-FAE

Engine	Information	S10	T10	T20 - T23	T22 - T25
All engines	COL:black, spanner size 24, switch press. 0.2 bar, TOKAI RIKAI	7.0114			
All engines	spanner size 27, thread M18x1.5		7.6111		
All engines				7.1212 T20	7.1257 T22, T25

				ENGINE
1.6 BiFuel	Petrol/ Natural Gas (CNG)	90	06/13->	1ZR-FE

Engine	Information	S10	T10	T20 - T23	T22 - T25
All engines		7.0114	7.6111	7.1212 T20	7.1257 T22

S10	OIL PRESSURE WARNING LIGHT SWITCH	T10	REVERSING LIGHT SWITCH	T20	BRAKE LIGHT SWITCH
T22	SWITCH CLUTCH CONTROL (CRUISE CONTROL)	T23	SWITCH BRAKE ACTUATION (ENGINE TIMING)	T25	SWITCH CLUTCH CONTROL (ENGINE CONTROL)

FUNCTIONS ON THE VEHICLE

Vehicle	alim.	kW	Date	Engine				
					S10	T10	T20 - T23	T22 - T25

				ENGINE
1.8	Petrol	103	05/12->	2ZR-FAE

Engine	Information	S10	T10	T20 - T23	T22 - T25
All engines		7.0114		7.1212 T20	

				ENGINE
1.8 [USA] [CAN]	Petrol	0	08/13->	2ZR-FAE

Engine	Information	S10	T10	T20 - T23	T22 - T25
All engines		7.0114		7.1212 T20	

				ENGINE
1.8 VVTi	Petrol	103	06/13->	2ZR-FE

Engine	Information	S10	T10	T20 - T23	T22 - T25
All engines	COL:black, spanner size 24, switch press. 0.2 bar, TOKAI RIKAI	7.0114			
All engines	FOR:(USA)		7.6111		7.1257 T22
All engines				7.1212 T20	

				ENGINE
1.8 VVT-i	Petrol	111	12/13->	2ZR-FE

Engine	Information	S10	T10	T20 - T23	T22 - T25
All engines		7.0114		7.1212 T20	
All engines	FOR:(USA)		7.6111		7.1257 T22

CRESSIDA

				ENGINE
2.2 D	Diesel	49	09/80-04/85	L

Engine	Information	S10	T10	T20 - T23	T22 - T25
All engines	press. 0, 40 bar	7.0017			
All engines	press. 0, 20 bar	7.0035			
All engines			7.6087	7.1053 T20	

				ENGINE
3.0	Petrol	147	10/88-09/92	7M-GE

Engine	Information	S10	T10	T20 - T23	T22 - T25
All engines		7.0016			
All engines	-> 01/12/90			7.1053 T20	
All engines	01/12/90 ->			7.1090 T20	

				ENGINE
3.0 i	Petrol	145	10/88-01/93	7M-GE

Engine	Information	S10	T10	T20 - T23	T22 - T25
All engines		7.0016			
All engines	-> 01/12/90			7.1053 T20	
All engines	01/12/90 ->			7.1090 T20	

DYNA

				ENGINE
2.5 D4d	Diesel	65	08/01->	2KD-FTV

Engine	Information	S10	T10	T20 - T23	T22 - T25
All engines	COL:black, spanner size 24, switch press. 0.2 bar, TOKAI RIKAI	7.0114			
All engines	spanner size 27, thread M18x1.5		7.6111		

				ENGINE
2.5 D4d	Diesel	75	08/01->	2KD-FTV

Engine	Information	S10	T10	T20 - T23	T22 - T25
All engines	COL:black, spanner size 24, switch press. 0.2 bar, TOKAI RIKAI	7.0114			
All engines	spanner size 27, thread M18x1.5		7.6111		





				ENGINE
3.0 D4d	Diesel	100	10/09->	1KD-FTV

Engine	Information	S10	T10	T20 - T23	T22 - T25
All engines	COL:black, spanner size 24, switch press. 0.2 bar, TOKAI RIKAI	7.0114			
All engines	spanner size 27, thread M18x1.5		7.6111		

				ENGINE
3.0 D4d	Diesel	106	08/01->	1KD-FTV

Engine	Information	S10	T10	T20 - T23	T22 - T25
All engines	-> 15/09/11, -> 15/10/13, COL:black, FOR:(EU), spanner size 24, switch press. 0.2 bar, TOKAI RIKAI	7.0114			
All engines	spanner size 27, thread M18x1.5		7.6111		

S10	OIL PRESSURE WARNING LIGHT SWITCH	T10	REVERSING LIGHT SWITCH	T20	BRAKE LIGHT SWITCH
T22	SWITCH CLUTCH CONTROL (CRUISE CONTROL)	T23	SWITCH BRAKE ACTUATION (ENGINE TIMING)	T25	SWITCH CLUTCH CONTROL (ENGINE CONTROL)

				FUNCTIONS ON THE VEHICLE				
Vehicle	alim.	kW	Date	Engine	 S10	 T10	 T20 - T23	 T22 - T25
ENGINE								
3.0 D4d	Diesel	65	08/01->	5L				
ENGINE								
Information					S10	T10	T20 - T23	T22 - T25
All engines					7.0016	7.6111		
ENGINE								
3.0 D4d	Diesel	80	09/06->	1KD-FTV				
ENGINE								
Information					S10	T10	T20 - T23	T22 - T25
All engines					7.0114			
All engines						7.6111		
ENGINE								
3.0 D4d 4WD	Diesel	106	09/06->	1KD-FTV				
ENGINE								
Information					S10	T10	T20 - T23	T22 - T25
All engines					7.0114			
All engines						7.6111		
ENGINE								
4.0 D4d	Diesel	100	10/06->	N04C-UN				
ENGINE								
Information					S10	T10	T20 - T23	T22 - T25
All engines							7.1212 T20	
ENGINE								
4.0 D4d	Diesel	110	10/06->	N04C-TQ, N04C-UL, N04C-UP				
ENGINE								
Information					S10	T10	T20 - T23	T22 - T25
All engines							7.1212 T20	
ENGINE								
4.0 D4d	Diesel	132	05/11->	N04C-UQ				
ENGINE								
Information					S10	T10	T20 - T23	T22 - T25
All engines							7.1212 T20	
ENGINE								
4.0 D4d	Diesel	81	08/01->	W04D-TP				
ENGINE								
Information					S10	T10	T20 - T23	T22 - T25
All engines						7.6111		
All engines							7.1211 T20	
ENGINE								
4.0 D4d	Diesel	85	10/06->	N04C-UM				
ENGINE								
Information					S10	T10	T20 - T23	T22 - T25
All engines							7.1212 T20	
ENGINE								
4.0 D4d	Diesel	96	10/06->	W04D-TR				
ENGINE								
Information					S10	T10	T20 - T23	T22 - T25
All engines						7.6111		
All engines							7.1211 T20	
ENGINE								
4.0 D4d 4WD	Diesel	100	10/06->	N04C-UN				
ENGINE								
Information					S10	T10	T20 - T23	T22 - T25
All engines							7.1212 T20	
ENGINE								
4.0 D4d 4WD	Diesel	110	05/11->	N04C-UL, N04C-UP				
ENGINE								
Information					S10	T10	T20 - T23	T22 - T25
All engines							7.1212 T20	
ENGINE								
4.0 Hybrid	Diesel/ Electro	110	05/11->	N04C-UL				
ENGINE								
Information					S10	T10	T20 - T23	T22 - T25
All engines							7.1212 T20	
ENGINE								
4.6 D4d	Diesel	96	06/03->	S05C				
ENGINE								
Information					S10	T10	T20 - T23	T22 - T25
All engines						7.6111		

S10	OIL PRESSURE WARNING LIGHT SWITCH	T10	REVERSING LIGHT SWITCH	T20	BRAKE LIGHT SWITCH
T22	SWITCH CLUTCH CONTROL (CRUISE CONTROL)	T23	SWITCH BRAKE ACTUATION (ENGINE TIMING)	T25	SWITCH CLUTCH CONTROL (ENGINE CONTROL)

FUNCTIONS ON THE VEHICLE

Vehicle	alim.	kW	Date	Engine				
					S10	T10	T20 - T23	T22 - T25

DYNA 100

ENGINE
1.6 Diesel 51 05/85-08/87 1Y

Engine	Information	S10	T10	T20 - T23	T22 - T25
All engines		7.0017	7.6087	7.1022 T20	

ENGINE
1.8 Petrol 57 05/95-08/01 2Y

Engine	Information	S10	T10	T20 - T23	T22 - T25
All engines	01/09/93 ->	7.0114	7.6111		

ENGINE
1.8 Petrol 58 08/85-04/95 2Y

Engine	Information	S10	T10	T20 - T23	T22 - T25
All engines	-> 01/09/93	7.0017	7.6087		
All engines	01/09/93 ->	7.0114	7.6111		
All engines	-> 01/09/91			7.1022 T20	

ENGINE
1.8 Petrol 61 08/87-04/95 2Y

Engine	Information	S10	T10	T20 - T23	T22 - T25
All engines	-> 01/09/93	7.0017	7.6087		
All engines	01/09/93 ->	7.0114	7.6111		
All engines	-> 01/09/91			7.1022 T20	

ENGINE
2.4 D Diesel 54 05/95-07/01 2L

Engine	Information	S10	T10	T20 - T23	T22 - T25
All engines		7.0016			
All engines	spanner size 27, thread M18x1.5		7.6111		

ENGINE
2.4 D Diesel 58 05/95-07/01 2L

Engine	Information	S10	T10	T20 - T23	T22 - T25
All engines		7.0016			
All engines	spanner size 27, thread M18x1.5		7.6111		

ENGINE
3.0 D4d Diesel 100 10/09-> 1KD-FTV

Engine	Information	S10	T10	T20 - T23	T22 - T25
All engines	COL:black, spanner size 24, switch press. 0.2 bar, TOKAI RIKAI	7.0114			
All engines	spanner size 27, thread M18x1.5		7.6111		

ENGINE
3.0 D4d Diesel 106 10/09-> 1KD-FTV

Engine	Information	S10	T10	T20 - T23	T22 - T25
All engines	COL:black, spanner size 24, switch press. 0.2 bar, TOKAI RIKAI	7.0114			
All engines	spanner size 27, thread M18x1.5		7.6111		

ENGINE
3.0 D4d Diesel 80 02/10-> 1KD-FTV

Engine	Information	S10	T10	T20 - T23	T22 - T25
All engines	COL:black, spanner size 24, switch press. 0.2 bar, TOKAI RIKAI	7.0114			
All engines	spanner size 27, thread M18x1.5		7.6111		

DYNA 150

ENGINE
1.8 Petrol 58 08/85-08/86 2Y

Engine	Information	S10	T10	T20 - T23	T22 - T25
All engines		7.0017	7.6087	7.1022 T20	

ENGINE
2.0 Petrol 65 08/85-10/01 3Y

Engine	Information	S10	T10	T20 - T23	T22 - T25
All engines	COL:red	7.0017			
All engines	COL:grey	7.0114			
All engines	with cable		7.6087		
All engines	without cable		7.6111		
All engines				7.1022 T20	

S10 OIL PRESSURE WARNING LIGHT SWITCH	T10 REVERSING LIGHT SWITCH	T20 BRAKE LIGHT SWITCH
T22 SWITCH CLUTCH CONTROL (CRUISE CONTROL)	T23 SWITCH BRAKE ACTUATION (ENGINE TIMING)	T25 SWITCH CLUTCH CONTROL (ENGINE CONTROL)

FUNCTIONS ON THE VEHICLE

Vehicle	alim.	kW	Date	Engine	 S10	 T10	 T20 - T23	 T22 - T25
---------	-------	----	------	--------	---	---	--	---

2.0 ENGINE

Engine	Information	S10	T10	T20 - T23	T22 - T25
All engines	COL:red	7.0017			
All engines	COL:grey	7.0114			
All engines	with cable		7.6087		
All engines	without cable		7.6111		
All engines				7.1022 T20	

2.4 D ENGINE

Engine	Information	S10	T10	T20 - T23	T22 - T25
All engines		7.0016	7.6087	7.1022 T20	

2.8 D ENGINE

Engine	Information	S10	T10	T20 - T23	T22 - T25
All engines		7.0016			
All engines	spanner size 27, thread M18x1.5		7.6111		

3.0 D ENGINE

Engine	Information	S10	T10	T20 - T23	T22 - T25
All engines		7.0016			
All engines	spanner size 27, thread M18x1.5		7.6111		

DYNA 200 ENGINE

3.4 D ENGINE

Engine	Information	S10	T10	T20 - T23	T22 - T25
All engines	-> 01/09/93	7.0017	7.6087		
All engines	01/09/93 ->, COL:black, DENSO, spanner size 24, switch press. 0.2 bar, TOKAI RIKAI	7.0114			
All engines	01/09/93 ->		7.6162		
All engines	spanner size 27, thread M18x1.5		7.6197		

3.7 D ENGINE

Engine	Information	S10	T10	T20 - T23	T22 - T25
All engines		7.0017	7.6087	7.1022 T20	
All engines	COL:black, DENSO, spanner size 24, switch press. 0.2 bar, TOKAI RIKAI	7.0114			
All engines	spanner size 27, thread M18x1.5		7.6197		

4.1 Di ENGINE

Engine	Information	S10	T10	T20 - T23	T22 - T25
All engines	COL:black, DENSO, spanner size 24, switch press. 0.2 bar, TOKAI RIKAI	7.0114			
All engines	spanner size 27, thread M18x1.5		7.6197		

4.1 TDi ENGINE

Engine	Information	S10	T10	T20 - T23	T22 - T25
All engines	COL:black, DENSO, spanner size 24, switch press. 0.2 bar, TOKAI RIKAI	7.0114			
All engines	spanner size 27, thread M18x1.5		7.6197		

4.1 TDi ENGINE

Engine	Information	S10	T10	T20 - T23	T22 - T25
All engines	COL:black, DENSO, spanner size 24, switch press. 0.2 bar, TOKAI RIKAI	7.0114			
All engines	spanner size 27, thread M18x1.5		7.6111		

DYNA 250 ENGINE





4.6 TDi ENGINE

Engine	Information	S10	T10	T20 - T23	T22 - T25
All engines	for reverse light		7.6111		

S10 OIL PRESSURE WARNING LIGHT SWITCH	T10 REVERSING LIGHT SWITCH	T20 BRAKE LIGHT SWITCH
T22 SWITCH CLUTCH CONTROL (CRUISE CONTROL)	T23 SWITCH BRAKE ACTUATION (ENGINE TIMING)	T25 SWITCH CLUTCH CONTROL (ENGINE CONTROL)

The present application list is a brief version. For the detailed information about the possibility of installation on a specific vehicle, please refer to our web-catalogue <http://catalogo.facet.eu/>

FUNCTIONS ON THE VEHICLE

Vehicle	alim.	kW	Date	Engine	 S10	 T10	 T20 - T23	 T22 - T25
---------	-------	----	------	--------	---	---	--	---

DYNA 350

2.5 D4d	Diesel	75	08/01-10/06	ENGINE 2KD-FTV
---------	--------	----	-------------	-------------------

Engine	Information	S10	T10	T20 - T23	T22 - T25
All engines	COL:black, spanner size 24, switch press. 0.2 bar, TOKAI RIKA	7.0114			
All engines	spanner size 27, thread M18x1.5		7.6111		

3.0 D4d	Diesel	80	08/06->	ENGINE 1KD-FTV
---------	--------	----	---------	-------------------

Engine	Information	S10	T10	T20 - T23	T22 - T25
All engines	COL:black, spanner size 24, switch press. 0.2 bar, TOKAI RIKA	7.0114			
All engines	spanner size 27, thread M18x1.5		7.6111		

DYNA 400

4.1 Tdi	Diesel	125	11/02-12/06	ENGINE 15B-FTE
---------	--------	-----	-------------	-------------------

Engine	Information	S10	T10	T20 - T23	T22 - T25
All engines		7.0114			
All engines	for reverse light		7.6111		

4.1 Tdi [ExtraEU]	Diesel	125	10/04-01/07	ENGINE 15B-FTE
-------------------	--------	-----	-------------	-------------------

Engine	Information	S10	T10	T20 - T23	T22 - T25
All engines	COL:black, DENSO, spanner size 24, switch press. 0.2 bar, TOKAI RIKA	7.0114			
All engines	spanner size 27, thread M18x1.5		7.6111		

4.6 [ExtraEU]	Diesel	88	10/00-06/04	ENGINE S05C
---------------	--------	----	-------------	----------------

Engine	Information	S10	T10	T20 - T23	T22 - T25
All engines	spanner size 27, thread M18x1.5		7.6111		

4.6 D	Diesel	88	10/00-09/06	ENGINE S05C
-------	--------	----	-------------	----------------

Engine	Information	S10	T10	T20 - T23	T22 - T25
All engines	for reverse light		7.6111		

4.6 Tdi	Diesel	108	06/03-09/06	ENGINE S05C, S05C-TB
---------	--------	-----	-------------	-------------------------

Engine	Information	S10	T10	T20 - T23	T22 - T25
All engines	for reverse light, spanner size 27, thread M18x1.5		7.6111		

4.9	Diesel	103	10/00-06/04	ENGINE S05D
-----	--------	-----	-------------	----------------

Engine	Information	S10	T10	T20 - T23	T22 - T25
All engines	spanner size 27, thread M18x1.5		7.6111		

ECHO

1.3	Petrol	60	04/03-08/05	ENGINE 2NZ-FE
-----	--------	----	-------------	------------------

Engine	Information	S10	T10	T20 - T23	T22 - T25
All engines			7.6299		

1.5	Petrol	78	08/99-08/05	ENGINE 1NZ-FE
-----	--------	----	-------------	------------------

Engine	Information	S10	T10	T20 - T23	T22 - T25
All engines			7.6299		

1.5	Petrol	81	08/00-01/06	ENGINE 1NZ-FE
-----	--------	----	-------------	------------------

Engine	Information	S10	T10	T20 - T23	T22 - T25
All engines			7.6299		

1.5 i 16V [USA]	Petrol	81	08/99->	ENGINE 1NZFE
-----------------	--------	----	---------	-----------------





Engine	Information	S10	T10	T20 - T23	T22 - T25
All engines		7.0114	7.6111	7.1089 T20	

FJ CRUISER

4.0	Petrol	176	06/05-10/09	ENGINE 1GR-FE
-----	--------	-----	-------------	------------------

Engine	Information	S10	T10	T20 - T23	T22 - T25
All engines	COL:black, spanner size 24, switch press. 0.2 bar, TOKAI RIKA	7.0114			

S10 OIL PRESSURE WARNING LIGHT SWITCH	T10 REVERSING LIGHT SWITCH	T20 BRAKE LIGHT SWITCH
T22 SWITCH CLUTCH CONTROL (CRUISE CONTROL)	T23 SWITCH BRAKE ACTUATION (ENGINE TIMING)	T25 SWITCH CLUTCH CONTROL (ENGINE CONTROL)

Vehicle	alim.	kW	Date	Engine	FUNCTIONS ON THE VEHICLE			
					 S10	 T10	 T20 - T23	 T22 - T25

FJ CRUISER

4.0	Petrol	176	06/05-10/09	ENGINE 1GR-FE
------------	--------	------------	-------------	--------------------------------

Engine	Information	S10	T10	T20 - T23	T22 - T25
All engines				7.1212 T20	

4.0	Petrol	178	01/06-12/11	ENGINE 1GR-FE
------------	--------	------------	-------------	--------------------------------

Engine	Information	S10	T10	T20 - T23	T22 - T25
All engines	COL:black, spanner size 24, switch press. 0.2 bar, TOKAI RIKA	7.0114			
All engines				7.1212 T20	

4.0 4WD	Petrol	176	06/05-12/09	ENGINE 1GR-FE
----------------	--------	------------	-------------	--------------------------------

Engine	Information	S10	T10	T20 - T23	T22 - T25
All engines	COL:black, spanner size 24, switch press. 0.2 bar, TOKAI RIKA	7.0114			
All engines	spanner size 27, thread M18x1.5		7.6111		
All engines				7.1212 T20	7.1257 T22

4.0 4WD	Petrol	191	11/10->	ENGINE 1GR-FE
----------------	--------	------------	---------	--------------------------------

Engine	Information	S10	T10	T20 - T23	T22 - T25
All engines	COL:black, spanner size 24, switch press. 0.2 bar, TOKAI RIKA	7.0114			
All engines	spanner size 27, thread M18x1.5		7.6111		
All engines				7.1212 T20	7.1257 T22

4.0 VVTi	Petrol	191	01/10-06/14	ENGINE 1GR-FE
-----------------	--------	------------	-------------	--------------------------------

Engine	Information	S10	T10	T20 - T23	T22 - T25
All engines	COL:black, spanner size 24, switch press. 0.2 bar, TOKAI RIKA	7.0114			
All engines				7.1212 T20	

4.0 VVTi	Petrol	203	06/05->	ENGINE 1GR-FE
-----------------	--------	------------	---------	--------------------------------

Engine	Information	S10	T10	T20 - T23	T22 - T25
All engines	COL:black, spanner size 24, switch press. 0.2 bar, TOKAI RIKA	7.0114			
All engines				7.1212 T20	

FUNCARGO

1.4 D4d	Diesel	55	09/00-12/05	ENGINE 1ND-TV
----------------	--------	-----------	-------------	--------------------------------

Engine	Information	S10	T10	T20 - T23	T22 - T25
All engines	COL:black, DENSO, spanner size 24, switch press. 0.2 bar, TOKAI RIKA	7.0114			
All engines	spanner size 27, thread M18x1.5		7.6111		
All engines					7.1257 T22

FUNCRUISER

2.0i 16V 4WD	Petrol	94	04/94->	ENGINE 3SFE
---------------------	--------	-----------	---------	------------------------------

Engine	Information	S10	T10	T20 - T23	T22 - T25
All engines		7.0114	7.6111	7.1089 T20	

HIACE III

1.8	Petrol	58	12/82-11/89	ENGINE 2Y
------------	--------	-----------	-------------	----------------------------

Engine	Information	S10	T10	T20 - T23	T22 - T25
All engines		7.0017		7.1022 T20	
All engines	01/01/84 ->		7.6087		

2.0	Petrol	65	12/82-08/89	ENGINE 3Y
------------	--------	-----------	-------------	----------------------------

Engine	Information	S10	T10	T20 - T23	T22 - T25
All engines		7.0017	7.6087	7.1022 T20	

2.0 4WD	Petrol	65	08/87-07/89	ENGINE 3Y
----------------	--------	-----------	-------------	----------------------------

Engine	Information	S10	T10	T20 - T23	T22 - T25
All engines		7.0017	7.6087	7.1022 T20	

S10 OIL PRESSURE WARNING LIGHT SWITCH	T10 REVERSING LIGHT SWITCH	T20 BRAKE LIGHT SWITCH
T22 SWITCH CLUTCH CONTROL (CRUISE CONTROL)	T23 SWITCH BRAKE ACTUATION (ENGINE TIMING)	T25 SWITCH CLUTCH CONTROL (ENGINE CONTROL)

FUNCTIONS ON THE VEHICLE

Vehicle	alim.	kW	Date	Engine				
					S10	T10	T20 - T23	T22 - T25

ENGINE				
2.2	Petrol	69	09/87-08/89	4Y

Engine	Information	S10	T10	T20 - T23	T22 - T25
All engines		7.0017		7.1022 T20	

ENGINE				
2.2 4WD	Petrol	69	09/87-08/89	4Y

Engine	Information	S10	T10	T20 - T23	T22 - T25
All engines		7.0017		7.1022 T20	

ENGINE				
2.4 D	Diesel	55	05/84-11/89	2L

Engine	Information	S10	T10	T20 - T23	T22 - T25
All engines		7.0016	7.6087	7.1022 T20	

ENGINE				
2.4 D 4WD	Diesel	54	01/87-01/88	2L

Engine	Information	S10	T10	T20 - T23	T22 - T25
All engines		7.0016			
All engines	+manual transmission		7.6087		
All engines	-> 01/10/90			7.1022 T20	

ENGINE				
2.4 D 4WD	Diesel	55	04/84-07/87	2L

Engine	Information	S10	T10	T20 - T23	T22 - T25
All engines		7.0016			
All engines	+manual transmission		7.6087		
All engines	-> 01/10/90			7.1022 T20	

HIACE IV

ENGINE				
2.0	Petrol	74	08/89-04/98	1RZ

Engine	Information	S10	T10	T20 - T23	T22 - T25
All engines	-> 01/05/92	7.0035			
All engines	01/05/92 ->	7.0114			
All engines			7.6111		
All engines	-> 01/10/90			7.1022 T20	
All engines	-> 01/08/93, 01/10/90 ->			7.1027 T20	
All engines	01/08/93 ->			7.1089 T20	

ENGINE				
2.0	Petrol	81	11/96-10/00	1RZ-E

Engine	Information	S10	T10	T20 - T23	T22 - T25
All engines		7.0114	7.6111	7.1089 T20	

ENGINE				
2.4	Petrol	85	08/95-08/04	2RZ-E

Engine	Information	S10	T10	T20 - T23	T22 - T25
All engines	COL:black, spanner size 24, switch press. 0.2 bar, TOKAI RIKAI	7.0114			
All engines	spanner size 27, thread M18x1.5		7.6111		
All engines	MATSUSHITA			7.1089 T20	





ENGINE				
2.4	Petrol	88	08/89-08/95	2RZ-E

Engine	Information	S10	T10	T20 - T23	T22 - T25
All engines	-> 01/05/92	7.0035			
All engines	01/05/92 ->	7.0114			
All engines			7.6111		
All engines	-> 01/08/93, 01/10/90 ->			7.1027 T20	
All engines	01/08/93 ->			7.1089 T20	

ENGINE				
2.4 4WD	Petrol	85	08/95-04/98	2RZ-E

Engine	Information	S10	T10	T20 - T23	T22 - T25
All engines	COL:black, spanner size 24, switch press. 0.2 bar, TOKAI RIKAI	7.0114			
All engines	spanner size 27, thread M18x1.5		7.6111		
All engines	MATSUSHITA			7.1089 T20	

S10	OIL PRESSURE WARNING LIGHT SWITCH	T10	REVERSING LIGHT SWITCH	T20	BRAKE LIGHT SWITCH
T22	SWITCH CLUTCH CONTROL (CRUISE CONTROL)	T23	SWITCH BRAKE ACTUATION (ENGINE TIMING)	T25	SWITCH CLUTCH CONTROL (ENGINE CONTROL)

				FUNCTIONS ON THE VEHICLE				
Vehicle	alim.	kW	Date	Engine	 S10	 T10	 T20 - T23	 T22 - T25

				ENGINE
2.4 4WD	Petrol	88	08/89-08/95	2RZ-E

Engine	Information	S10	T10	T20 - T23	T22 - T25
All engines	-> 01/05/92	7.0035			
All engines	01/05/92 ->	7.0114			
All engines			7.6111		
All engines	-> 01/08/93, 01/10/90 ->			7.1027 T20	
All engines	01/08/93 ->			7.1089 T20	

				ENGINE
2.4 D	Diesel	53	01/92-08/95	2L

Engine	Information	S10	T10	T20 - T23	T22 - T25
All engines		7.0016	7.6111		
All engines	-> 01/08/93, 01/10/90 ->			7.1027 T20	
All engines	01/08/93 ->			7.1089 T20	

				ENGINE
2.4 D	Diesel	55	08/89-08/06	2L

Engine	Information	S10	T10	T20 - T23	T22 - T25
All engines		7.0016			
All engines	spanner size 27, thread M18x1.5		7.6111		
All engines	-> 01/08/93, 01/10/90 ->			7.1027 T20	
All engines	01/08/93 ->, MATSUSHITA			7.1089 T20	

				ENGINE
2.4 D	Diesel	57	08/89-12/04	2L

Engine	Information	S10	T10	T20 - T23	T22 - T25
All engines		7.0016	7.6111		
All engines	-> 01/08/93, 01/10/90 ->			7.1027 T20	
All engines	01/08/93 ->			7.1089 T20	

				ENGINE
2.4 D	Diesel	58	08/95-08/06	2L

Engine	Information	S10	T10	T20 - T23	T22 - T25
All engines		7.0016			
All engines	spanner size 27, thread M18x1.5		7.6111		
All engines	MATSUSHITA			7.1089 T20	

				ENGINE
2.4 D	Diesel	61	08/95-08/06	2L

Engine	Information	S10	T10	T20 - T23	T22 - T25
All engines		7.0016	7.6111	7.1089 T20	

				ENGINE
2.4 D 4WD	Diesel	55	08/87-07/99	2L

Engine	Information	S10	T10	T20 - T23	T22 - T25
All engines		7.0016	7.6111		
All engines	-> 01/08/93, 01/10/90 ->			7.1027 T20	
All engines	01/08/93 ->			7.1089 T20	

				ENGINE
2.4 D 4WD	Diesel	57	09/89-08/95	2L

Engine	Information	S10	T10	T20 - T23	T22 - T25
All engines		7.0016	7.6111		
All engines	-> 01/08/93, 01/10/90 ->			7.1027 T20	
All engines	01/08/93 ->			7.1089 T20	

				ENGINE
2.4 i	Petrol	88	08/95-08/04	2RZ-E





Engine	Information	S10	T10	T20 - T23	T22 - T25
All engines		7.0114	7.6111	7.1089 T20	

				ENGINE
2.4 LPG	Petrol/ Petro- leum Gas (LPG)	85	08/95-06/99	2RZ-E

Engine	Information	S10	T10	T20 - T23	T22 - T25
All engines	COL:black, spanner size 24, switch press. 0.2 bar, TOKAI RIIKA	7.0114			
All engines	spanner size 27, thread M18x1.5		7.6111		
All engines	MATSUSHITA			7.1089 T20	

S10 OIL PRESSURE WARNING LIGHT SWITCH	T10 REVERSING LIGHT SWITCH	T20 BRAKE LIGHT SWITCH
T22 SWITCH CLUTCH CONTROL (CRUISE CONTROL)	T23 SWITCH BRAKE ACTUATION (ENGINE TIMING)	T25 SWITCH CLUTCH CONTROL (ENGINE CONTROL)

FUNCTIONS ON THE VEHICLE

Vehicle	alim.	kW	Date	Engine	 S10	 T10	 T20 - T23	 T22 - T25
---------	-------	----	------	--------	---	---	--	---

ENGINE				
2.4 TD	Diesel	66	08/95-08/06	2L-T

Engine	Information	S10	T10	T20 - T23	T22 - T25
All engines		7.0016			
All engines	spanner size 27, thread M18x1.5		7.6111		
All engines	MATSUSHITA			7.1089 T20	

ENGINE				
2.4 TD 4WD	Diesel	66	08/95-08/06	2L-T

Engine	Information	S10	T10	T20 - T23	T22 - T25
All engines		7.0016			
All engines	spanner size 27, thread M18x1.5		7.6111		
All engines	MATSUSHITA			7.1089 T20	

ENGINE				
2.5 D-4D	Diesel	65	11/01-08/06	2KD-FTV

Engine	Information	S10	T10	T20 - T23	T22 - T25
All engines	COL:black, spanner size 24, switch press. 0.2 bar, TOKAI RIKAI	7.0114			
All engines	spanner size 27, thread M18x1.5		7.6111		
All engines	MATSUSHITA, spanner size 14, thread M10x1.25			7.1090 T20	

ENGINE				
2.5 D-4D	Diesel	70	09/06->	2KD-FTV

Engine	Information	S10	T10	T20 - T23	T22 - T25
All engines	COL:black, spanner size 24, switch press. 0.2 bar, TOKAI RIKAI	7.0114			
All engines	spanner size 27, thread M18x1.5		7.6111		
All engines	MATSUSHITA, spanner size 14, thread M10x1.25			7.1090 T20	
All engines				7.1212 T20	

ENGINE				
2.5 D-4D	Diesel	75	11/01->	2KD-FTV

Engine	Information	S10	T10	T20 - T23	T22 - T25
All engines	COL:black, spanner size 24, switch press. 0.2 bar, TOKAI RIKAI	7.0114			
All engines	spanner size 27, thread M18x1.5		7.6111		
All engines	MATSUSHITA, spanner size 14, thread M10x1.25			7.1090 T20	
All engines	-> 01/12/09			7.1212 T20	

ENGINE				
2.5 D-4D	Diesel	80	09/06-06/14	2KD-FTV

Engine	Information	S10	T10	T20 - T23	T22 - T25
All engines		7.0114	7.6111	7.1212 T20	

ENGINE				
2.5 D-4D	Diesel	86	08/06->	2KD-FTV

Engine	Information	S10	T10	T20 - T23	T22 - T25
All engines	COL:black, spanner size 24, switch press. 0.2 bar, TOKAI RIKAI	7.0114			
All engines	spanner size 27, thread M18x1.5		7.6111		
All engines	MATSUSHITA, spanner size 14, thread M10x1.25			7.1090 T20	
All engines	-> 01/11/09			7.1212 T20	
All engines					7.1258 T22

ENGINE				
2.5 D-4D 4WD	Diesel	65	08/01-07/06	2KD-FTV

Engine	Information	S10	T10	T20 - T23	T22 - T25
All engines	COL:black, spanner size 24, switch press. 0.2 bar, TOKAI RIKAI	7.0114			
All engines	spanner size 27, thread M18x1.5		7.6111		
All engines	MATSUSHITA, spanner size 14, thread M10x1.25			7.1090 T20	

ENGINE				
2.5 D-4D 4WD	Diesel	75	08/01-08/06	2KD-FTV

Engine	Information	S10	T10	T20 - T23	T22 - T25
All engines	COL:black, spanner size 24, switch press. 0.2 bar, TOKAI RIKAI	7.0114			
All engines	spanner size 27, thread M18x1.5		7.6111		
All engines	MATSUSHITA, spanner size 14, thread M10x1.25			7.1090 T20	

S10 OIL PRESSURE WARNING LIGHT SWITCH	T10 REVERSING LIGHT SWITCH	T20 BRAKE LIGHT SWITCH
T22 SWITCH CLUTCH CONTROL (CRUISE CONTROL)	T23 SWITCH BRAKE ACTUATION (ENGINE TIMING)	T25 SWITCH CLUTCH CONTROL (ENGINE CONTROL)

FUNCTIONS ON THE VEHICLE

Vehicle	alim.	kW	Date	Engine	 S10	 T10	 T20 - T23	 T22 - T25
---------	-------	----	------	--------	---	---	--	---

				ENGINE
2.5 D-4D 4WD	Diesel	86	09/06->	2KD-FTV

Engine	Information	S10	T10	T20 - T23	T22 - T25
All engines	COL:black, spanner size 24, switch press. 0.2 bar, TOKAI RIKA	7.0114			
All engines	spanner size 27, thread M18x1.5		7.6111		
All engines	MATSUSHITA, spanner size 14, thread M10x1.25			7.1090 T20	

				ENGINE
2.5 D-4D 4WD	Diesel	94	01/05->	2KD-FTV

Engine	Information	S10	T10	T20 - T23	T22 - T25
All engines		7.0114	7.6111	7.1212 T20	

				ENGINE
2.7	Petrol	105	04/98-08/06	3RZ-FE

Engine	Information	S10	T10	T20 - T23	T22 - T25
All engines	COL:black, spanner size 24, switch press. 0.2 bar, TOKAI RIKA	7.0114			
All engines	spanner size 27, thread M18x1.5		7.6111		
All engines	MATSUSHITA			7.1089 T20	

				ENGINE
2.7	Petrol	106	11/01-12/06	3RZ-FE

Engine	Information	S10	T10	T20 - T23	T22 - T25
All engines	COL:black, spanner size 24, switch press. 0.2 bar, TOKAI RIKA	7.0114			
All engines	spanner size 27, thread M18x1.5		7.6111		
All engines	MATSUSHITA			7.1089 T20	

				ENGINE
2.7	Petrol	111	01/05->	2TR-FE

Engine	Information	S10	T10	T20 - T23	T22 - T25
All engines	COL:black, spanner size 24, switch press. 0.2 bar, TOKAI RIKA	7.0114			
All engines	spanner size 27, thread M18x1.5		7.6111		
All engines	-> 01/12/09			7.1212 T20	

				ENGINE
2.7	Petrol	118	01/15->	2TR-FE

Engine	Information	S10	T10	T20 - T23	T22 - T25
All engines	COL:black, spanner size 24, switch press. 0.2 bar, TOKAI RIKA	7.0114			
All engines	spanner size 27, thread M18x1.5		7.6111		
All engines				7.1212 T20	7.1258 T22

				ENGINE
2.7 4WD	Petrol	105	04/98-08/06	3RZ-FE

Engine	Information	S10	T10	T20 - T23	T22 - T25
All engines	COL:black, spanner size 24, switch press. 0.2 bar, TOKAI RIKA	7.0114			
All engines	spanner size 27, thread M18x1.5		7.6111		
All engines	MATSUSHITA			7.1089 T20	

				ENGINE
2.7 4WD	Petrol	106	04/98->	3RZ-FE

Engine	Information	S10	T10	T20 - T23	T22 - T25
All engines	COL:black, spanner size 24, switch press. 0.2 bar, TOKAI RIKA	7.0114			
All engines	spanner size 27, thread M18x1.5		7.6111		
All engines	MATSUSHITA			7.1089 T20	

				ENGINE
2.7 VVTi	Petrol	111	01/05->	2TR-FE

Engine	Information	S10	T10	T20 - T23	T22 - T25
All engines	COL:black, spanner size 24, switch press. 0.2 bar, TOKAI RIKA	7.0114			
All engines	spanner size 27, thread M18x1.5		7.6111		
All engines				7.1212 T20	

				ENGINE
2.7 VVTi [ExtraEU]	Petrol	111	01/05->	2TR-FE

Engine	Information	S10	T10	T20 - T23	T22 - T25
All engines	COL:black, spanner size 24, switch press. 0.2 bar, TOKAI RIKA	7.0114			
All engines	spanner size 27, thread M18x1.5		7.6111		
All engines	-> 01/12/09			7.1212 T20	

S10 OIL PRESSURE WARNING LIGHT SWITCH	T10 REVERSING LIGHT SWITCH	T20 BRAKE LIGHT SWITCH
T22 SWITCH CLUTCH CONTROL (CRUISE CONTROL)	T23 SWITCH BRAKE ACTUATION (ENGINE TIMING)	T25 SWITCH CLUTCH CONTROL (ENGINE CONTROL)

FUNCTIONS ON THE VEHICLE

Vehicle	alim.	kW	Date	Engine				
					S10	T10	T20 - T23	T22 - T25

ENGINE				
3.0 [ExtraEU]	Diesel	100	05/10->	1KD-FTV

Engine	Information	S10	T10	T20 - T23	T22 - T25
All engines	COL:black, spanner size 24, switch press. 0.2 bar, TOKAI RIKA	7.0114			
All engines	RHD, spanner size 27, thread M18x1.5		7.6111		
All engines				7.1212 T20	7.1258 T22

ENGINE				
3.0 [ExtraEU]	Diesel	106	11/08->	1KD-FTV

Engine	Information	S10	T10	T20 - T23	T22 - T25
All engines	COL:black, KD201, spanner size 24, switch press. 0.2 bar, TOKAI RIKA	7.0114			
All engines	KDH201, KDH201/KDH211, spanner size 27, thread M18x1.5		7.6111		
All engines	KDH201			7.1212 T20	7.1258 T22

ENGINE				
3.0 D	Diesel	100	01/05->	1KD-FTV

Engine	Information	S10	T10	T20 - T23	T22 - T25
All engines	COL:black, pole nr. 1, spanner size 24, switch press. 0.2 bar, TOKAI RIKA	7.0114			
All engines	spanner size 27, thread M18x1.5		7.6111		
All engines	-> 01/12/12			7.1212 T20	
All engines					7.1258 T22

ENGINE				
3.0 D	Diesel	106	11/08->	1KD-FTV

Engine	Information	S10	T10	T20 - T23	T22 - T25
All engines	pole nr. 1	7.0114			
All engines			7.6111	7.1212 T20	7.1258 T22

ENGINE				
3.0 D	Diesel	65	08/98-08/04	5L

Engine	Information	S10	T10	T20 - T23	T22 - T25
All engines		7.0016	7.6111	7.1089 T20	

ENGINE				
3.0 D	Diesel	66	01/05->	5L-E

Engine	Information	S10	T10	T20 - T23	T22 - T25
All engines		7.0016	7.6111	7.1212 T20	

ENGINE				
3.0 D	Diesel	80	08/04->	1KD-FTV

Engine	Information	S10	T10	T20 - T23	T22 - T25
All engines	pole nr. 1	7.0114			
All engines			7.6111	7.1212 T20	7.1258 T22

HIGHLANDER

ENGINE				
2.7 VTi [ExtraEU]	Petrol	138	09/14->	1AR-FE

Engine	Information	S10	T10	T20 - T23	T22 - T25
All engines	COL:black, spanner size 24, switch press. 0.2 bar, TOKAI RIKA	7.0114			
All engines				7.1212 T20	

HIGHLANDER / KLUGER

ENGINE				
3.5 AWD	Petrol	183	09/14->	2GR-FE, 2GR-FKS

Engine	Information	S10	T10	T20 - T23	T22 - T25
All engines	COL:black, spanner size 24, switch press. 0.2 bar, TOKAI RIKA	7.0114			
All engines	-> 01/10/16			7.1212 T20	

HILUX

ENGINE				
2.4	Petrol	103	08/97-08/01	2RZ-FE

Engine	Information	S10	T10	T20 - T23	T22 - T25
All engines	COL:black, spanner size 24, switch press. 0.2 bar, TOKAI RIKA	7.0114			
All engines	spanner size 27, thread M18x1.5		7.6111		
All engines	MATSUSHITA			7.1089 T20	

S10	OIL PRESSURE WARNING LIGHT SWITCH	T10	REVERSING LIGHT SWITCH	T20	BRAKE LIGHT SWITCH
T22	SWITCH CLUTCH CONTROL (CRUISE CONTROL)	T23	SWITCH BRAKE ACTUATION (ENGINE TIMING)	T25	SWITCH CLUTCH CONTROL (ENGINE CONTROL)

FUNCTIONS ON THE VEHICLE

Vehicle	alim.	kW	Date	Engine	 S10	 T10	 T20 - T23	 T22 - T25
---------	-------	----	------	--------	---	---	--	---

HILUX III

1.6	Petrol	49	08/78-07/83	ENGINE	12R
-----	--------	----	-------------	--------	-----

Engine	Information	S10	T10	T20 - T23	T22 - T25
All engines			7.6051		

HILUX IV

2.2 4WD	Petrol	69	01/87-03/89	ENGINE	4Y
---------	--------	----	-------------	--------	----

Engine	Information	S10	T10	T20 - T23	T22 - T25
All engines	COL:red	7.0017			
All engines	COL:grey	7.0114			
All engines			7.6111		
All engines	COL:black			7.1017	T20
All engines	COL:light blue			7.1089	T20

2.4 4WD	Petrol	75	10/88-12/97	ENGINE	22R
---------	--------	----	-------------	--------	-----

Engine	Information	S10	T10	T20 - T23	T22 - T25
All engines	-> 01/08/92	7.0017			
All engines	01/08/92 ->	7.0114			
All engines			7.6111		
All engines	-> 01/08/90			7.1017	T20
All engines	01/08/90 ->			7.1089	T20

2.4 D 4WD	Diesel	55	08/83-08/88	ENGINE	2L
-----------	--------	----	-------------	--------	----

Engine	Information	S10	T10	T20 - T23	T22 - T25
All engines		7.0016	7.6111	7.1017	T20

HILUX V

1.8	Petrol	61	09/88-06/98	ENGINE	2Y
-----	--------	----	-------------	--------	----

Engine	Information	S10	T10	T20 - T23	T22 - T25
All engines	-> 01/08/92	7.0017			
All engines	01/08/92 ->	7.0114			
All engines			7.6111		
All engines	-> 01/08/90			7.1017	T20
All engines	01/08/90 ->			7.1089	T20

2.4 4WD	Petrol	75	10/88-08/97	ENGINE	22R
---------	--------	----	-------------	--------	-----

Engine	Information	S10	T10	T20 - T23	T22 - T25
All engines	-> 01/08/92	7.0017			
All engines	01/08/92 ->	7.0114			
All engines			7.6111		
All engines	-> 01/08/90			7.1017	T20
All engines	01/08/90 ->			7.1089	T20

2.4 D	Diesel	55	10/88-07/97	ENGINE	2L
-------	--------	----	-------------	--------	----

Engine	Information	S10	T10	T20 - T23	T22 - T25
All engines		7.0016	7.6111		
All engines	-> 01/08/90			7.1017	T20
All engines	01/08/90 ->			7.1089	T20

2.4 D	Diesel	58	03/95-08/97	ENGINE	2L
-------	--------	----	-------------	--------	----

Engine	Information	S10	T10	T20 - T23	T22 - T25
All engines		7.0016	7.6111	7.1089	T20

2.4 D	Diesel	59	10/91-07/97	ENGINE	2L
-------	--------	----	-------------	--------	----

Engine	Information	S10	T10	T20 - T23	T22 - T25
All engines		7.0016	7.6111	7.1089	T20

2.4 D	Diesel	61	09/88-08/97	ENGINE	2L
-------	--------	----	-------------	--------	----

Engine	Information	S10	T10	T20 - T23	T22 - T25
All engines		7.0016	7.6111		
All engines	-> 01/08/90			7.1017	T20

S10	OIL PRESSURE WARNING LIGHT SWITCH	T10	REVERSING LIGHT SWITCH	T20	BRAKE LIGHT SWITCH
T22	SWITCH CLUTCH CONTROL (CRUISE CONTROL)	T23	SWITCH BRAKE ACTUATION (ENGINE TIMING)	T25	SWITCH CLUTCH CONTROL (ENGINE CONTROL)

FUNCTIONS ON THE VEHICLE

Vehicle	alim.	kW	Date	Engine	 S10	 T10	 T20 - T23	 T22 - T25
---------	-------	----	------	--------	---	---	--	---

2.4 D				ENGINE
Diesel	61	09/88-08/97	2L	

Engine	Information	S10	T10	T20 - T23	T22 - T25
All engines	01/08/90 ->			7.1089 T20	

2.4 D 4WD				ENGINE
Diesel	58	01/94-12/97	2L	

Engine	Information	S10	T10	T20 - T23	T22 - T25
All engines		7.0016	7.6111	7.1089 T20	

2.4 D 4WD				ENGINE
Diesel	61	09/88-08/97	2L	

Engine	Information	S10	T10	T20 - T23	T22 - T25
All engines		7.0016	7.6111		
All engines	-> 01/08/90			7.1017 T20	
All engines	01/08/90 ->			7.1089 T20	

2.4 i 4WD				ENGINE
Petrol	84	01/89-07/97	22RE	

Engine	Information	S10	T10	T20 - T23	T22 - T25
All engines	-> 01/08/92	7.0017			
All engines	01/08/92 ->	7.0114			
All engines			7.6111		
All engines	-> 01/08/90			7.1017 T20	
All engines	01/08/90 ->			7.1089 T20	

HILUX VI

2.4 D				ENGINE
Diesel	55	08/97-04/05	2L	

Engine	Information	S10	T10	T20 - T23	T22 - T25
All engines		7.0016			
All engines	spanner size 27, thread M18x1.5		7.6111		
All engines	MATSUSHITA			7.1089 T20	

2.4 D				ENGINE
Diesel	58	08/97-07/05	2L	

Engine	Information	S10	T10	T20 - T23	T22 - T25
All engines		7.0016	7.6111	7.1089 T20	

2.4 TD				ENGINE
Diesel	66	08/98-01/02	2L-T	

Engine	Information	S10	T10	T20 - T23	T22 - T25
All engines		7.0016			
All engines	MATSUSHITA			7.1089 T20	

2.4 TD 4WD				ENGINE
Diesel	66	08/97-01/02	2L-T	

Engine	Information	S10	T10	T20 - T23	T22 - T25
All engines		7.0016			
All engines	spanner size 27, thread M18x1.5		7.6111		
All engines	MATSUSHITA			7.1089 T20	

2.5 D-4D				ENGINE
Diesel	65	11/01-07/05	2KD-FTV	

Engine	Information	S10	T10	T20 - T23	T22 - T25
All engines	COL:black, spanner size 24, switch press. 0.2 bar, TOKAI RIKAI	7.0114			
All engines	spanner size 27, thread M18x1.5		7.6111		
All engines	MATSUSHITA, spanner size 14, thread M10x1.25			7.1090 T20	

2.5 D-4D 4WD				ENGINE
Diesel	75	11/01-07/05	2KD-FTV	

Engine	Information	S10	T10	T20 - T23	T22 - T25
All engines	COL:black, spanner size 24, switch press. 0.2 bar, TOKAI RIKAI	7.0114			
All engines	spanner size 27, thread M18x1.5		7.6111		
All engines	MATSUSHITA, spanner size 14, thread M10x1.25			7.1090 T20	

HILUX VII

2.0				ENGINE
Petrol	98	02/05->	1TR-FE	

Engine	Information	S10	T10	T20 - T23	T22 - T25
All engines		7.0114	7.6111	7.1212 T20	

S10 OIL PRESSURE WARNING LIGHT SWITCH	T10 REVERSING LIGHT SWITCH	T20 BRAKE LIGHT SWITCH
T22 SWITCH CLUTCH CONTROL (CRUISE CONTROL)	T23 SWITCH BRAKE ACTUATION (ENGINE TIMING)	T25 SWITCH CLUTCH CONTROL (ENGINE CONTROL)

FUNCTIONS ON THE VEHICLE

Vehicle	alim.	kW	Date	Engine	 S10	 T10	 T20 - T23	 T22 - T25
---------	-------	----	------	--------	---	---	--	---

ENGINE				
2.5 D 4WD	Diesel	75	08/05-05/15	2KD-FTV

Engine	Information	S10	T10	T20 - T23	T22 - T25
All engines	COL:black, DENSO, spanner size 24, switch press. 0.2 bar, TOKAI RIKA	7.0114			
All engines	MADE BY: (RA), MADE BY:(T), spanner size 27, thread M18x1.5		7.6111		
All engines					7.1258 T22

ENGINE				
2.5 D-4D	Diesel	106	01/10->	2KD-FTV

Engine	Information	S10	T10	T20 - T23	T22 - T25
All engines	COL:black, DENSO, spanner size 24, switch press. 0.2 bar, TOKAI RIKA	7.0114			
All engines	B: REFER 33-01, C: REFER 33-01, D:REFER 33-01, FOR:(T), NOT FOR:(T), spanner size 27, thread M18x1.5		7.6111		
All engines					7.1258 T22

ENGINE				
2.5 D-4D	Diesel	65	08/05-10/06	2KD-FTV

Engine	Information	S10	T10	T20 - T23	T22 - T25
All engines	COL:black, DENSO, spanner size 24, switch press. 0.2 bar, TOKAI RIKA	7.0114			
All engines	spanner size 27, thread M18x1.5		7.6111		
All engines					7.1258 T22

ENGINE				
2.5 D-4D	Diesel	75	08/05-05/15	2KD-FTV

Engine	Information	S10	T10	T20 - T23	T22 - T25
All engines	COL:black, DENSO, spanner size 24, switch press. 0.2 bar, TOKAI RIKA	7.0114			
All engines	FOR:(T), NOT FOR:(T), spanner size 27, thread M18x1.5		7.6111		
All engines					7.1258 T22

ENGINE				
2.5 D-4D	Diesel	88	12/07->	2KD-FTV

Engine	Information	S10	T10	T20 - T23	T22 - T25
All engines	COL:black, DENSO, spanner size 24, switch press. 0.2 bar, TOKAI RIKA	7.0114			
All engines	FOR:(T), NOT FOR:(T), spanner size 27, thread M18x1.5		7.6111		
All engines					7.1258 T22

ENGINE				
2.5 D-4D 4WD	Diesel	106	09/09->	2KD-FTV

Engine	Information	S10	T10	T20 - T23	T22 - T25
All engines	COL:black, DENSO, spanner size 24, switch press. 0.2 bar, TOKAI RIKA	7.0114			
All engines	B AND C, D, spanner size 27, thread M18x1.5		7.6111		
All engines					7.1258 T22

ENGINE				
2.5 D-4D 4WD	Diesel	88	12/07->	2KD-FTV

Engine	Information	S10	T10	T20 - T23	T22 - T25
All engines	COL:black, DENSO, spanner size 24, switch press. 0.2 bar, TOKAI RIKA	7.0114			
All engines	FOR:(T), NOT FOR:(T), spanner size 27, thread M18x1.5		7.6111		
All engines					7.1258 T22

ENGINE				
2.5 D-4D 4WD	Diesel	94	11/04-12/05	2KD-FTV

Engine	Information	S10	T10	T20 - T23	T22 - T25
All engines	DENSO	7.0114			
All engines	spanner size 27, thread M18x1.5		7.6111		
All engines					7.1258 T22

ENGINE				
2.7	Petrol	118	02/05->	2TR-FE

Engine	Information	S10	T10	T20 - T23	T22 - T25
All engines		7.0114		7.1212 T20	
All engines	no. 4, with differential lock		7.6111		

ENGINE				
2.7 4WD	Petrol	118	08/05-05/15	2TR-FE

Engine	Information	S10	T10	T20 - T23	T22 - T25
All engines		7.0114		7.1212 T20	
All engines	no. 4, with differential lock		7.6111		

S10 OIL PRESSURE WARNING LIGHT SWITCH	T10 REVERSING LIGHT SWITCH	T20 BRAKE LIGHT SWITCH
T22 SWITCH CLUTCH CONTROL (CRUISE CONTROL)	T23 SWITCH BRAKE ACTUATION (ENGINE TIMING)	T25 SWITCH CLUTCH CONTROL (ENGINE CONTROL)

FUNCTIONS ON THE VEHICLE

Vehicle	alim.	kW	Date	Engine	 S10	 T10	 T20 - T23	 T22 - T25
---------	-------	----	------	--------	---	---	--	---

ENGINE				
3.0 D	Diesel	120	11/04-09/06	1KD-FTV

Engine	Information	S10	T10	T20 - T23	T22 - T25
All engines		7.0114	7.6111	7.1212 T20	7.1258 T22

ENGINE				
3.0 D	Diesel	126	02/05->	1KD-FTV

Engine	Information	S10	T10	T20 - T23	T22 - T25
All engines		7.0114		7.1212 T20	7.1258 T22
All engines	for reverse light, no. 4, Qty 2, with differential lock		7.6111		

ENGINE				
3.0 D	Diesel	67	07/05->	5L-E

Engine	Information	S10	T10	T20 - T23	T22 - T25
All engines		7.0016		7.1212 T20	
All engines	for reverse light, no. 4, Qty 2, with differential lock		7.6111		

ENGINE				
3.0 D 4WD	Diesel	120	08/05->	1KD-FTV

Engine	Information	S10	T10	T20 - T23	T22 - T25
All engines	COL:black, DENSO, spanner size 24, switch press. 0.2 bar, TOKAI RIKAI	7.0114			
All engines	for reverse light, no. 4, Qty 2, spanner size 27, thread M18x1.5, with differential lock		7.6111		
All engines				7.1212 T20	7.1258 T22

ENGINE				
3.0 D 4WD	Diesel	126	02/05->	1KD-FTV

Engine	Information	S10	T10	T20 - T23	T22 - T25
All engines		7.0114		7.1212 T20	7.1258 T22
All engines	for reverse light, no. 4, Qty 2, with differential lock		7.6111		

ENGINE				
3.0 D 4WD	Diesel	67	07/05->	5L-E

Engine	Information	S10	T10	T20 - T23	T22 - T25
All engines		7.0016		7.1212 T20	
All engines	for reverse light, no. 4, Qty 2, with differential lock		7.6111		

ENGINE				
3.0 D-4D 4WD	Diesel	126	08/05-05/15	1KD-FTV

Engine	Information	S10	T10	T20 - T23	T22 - T25
All engines	COL:black, DENSO, spanner size 24, switch press. 0.2 bar, TOKAI RIKAI	7.0114			
All engines	spanner size 27, thread M18x1.5, TUPE B + TYPE C, TYPE D		7.6111		
All engines					7.1258 T22

ENGINE				
3.0 D-4D 4WD	Diesel	145	05/08-12/08	1KD-FTV

Engine	Information	S10	T10	T20 - T23	T22 - T25
All engines	COL:black, DENSO, spanner size 24, switch press. 0.2 bar, TOKAI RIKAI	7.0114			
All engines	spanner size 27, thread M18x1.5		7.6111		
All engines					7.1258 T22

ENGINE				
4.0	Petrol	175	02/05->	1GR-FE

Engine	Information	S10	T10	T20 - T23	T22 - T25
All engines		7.0114		7.1212 T20	
All engines	for reverse light, no. 4, Qty 2, with differential lock		7.6111		
All engines	+cruise control				7.1258 T22

ENGINE				
4.0 4WD	Petrol	175	02/05->	1GR-FE

Engine	Information	S10	T10	T20 - T23	T22 - T25
All engines		7.0114		7.1212 T20	
All engines	for reverse light, no. 4, Qty 2, with differential lock		7.6111		
All engines	+cruise control				7.1258 T22

HILUX VIII

ENGINE				
2.4 D	Diesel	110	05/15->	2GD-FTV

Engine	Information	S10	T10	T20 - T23	T22 - T25
All engines	COL:black, DENSO, spanner size 24, switch press. 0.2 bar, TOKAI RIKAI	7.0114			

S10	OIL PRESSURE WARNING LIGHT SWITCH	T10	REVERSING LIGHT SWITCH	T20	BRAKE LIGHT SWITCH
T22	SWITCH CLUTCH CONTROL (CRUISE CONTROL)	T23	SWITCH BRAKE ACTUATION (ENGINE TIMING)	T25	SWITCH CLUTCH CONTROL (ENGINE CONTROL)

FUNCTIONS ON THE VEHICLE

Vehicle	alim.	kW	Date	Engine	 S10	 T10	 T20 - T23	 T22 - T25
---------	-------	----	------	--------	---	---	--	---

HILUX VIII

2.4 D	Diesel	110	05/15->	ENGINE
				2GD-FTV

Engine	Information	S10	T10	T20 - T23	T22 - T25
All engines					7.1257, T22, 7.1258 T25

2.4 D 4WD	Diesel	110	05/15->	ENGINE
				2GD-FTV

Engine	Information	S10	T10	T20 - T23	T22 - T25
All engines	COL:black, DENSO, spanner size 24, switch press. 0.2 bar, TOKAI RIKAI	7.0114			
All engines					7.1257, T22, 7.1258 T25

2.8 D	Diesel	130	05/15->	ENGINE
				1GD-FTV

Engine	Information	S10	T10	T20 - T23	T22 - T25
All engines	COL:black, DENSO, spanner size 24, switch press. 0.2 bar, TOKAI RIKAI	7.0114			

2.8 D 4WD	Diesel	130	05/15->	ENGINE
				1GD-FTV

Engine	Information	S10	T10	T20 - T23	T22 - T25
All engines	COL:black, DENSO, spanner size 24, switch press. 0.2 bar, TOKAI RIKAI	7.0114			

IPSUM

2.2 TD	Diesel	69	01/97-05/01	ENGINE
				3C-TE

Engine	Information	S10	T10	T20 - T23	T22 - T25
All engines	COL:black, spanner size 24, switch press. 0.2 bar, TOKAI RIKAI	7.0114			
All engines	MATSUSHITA			7.1089 T20	

IQ

1.0	Petrol	50	01/09->	ENGINE
				1KR-FE

Engine	Information	S10	T10	T20 - T23	T22 - T25
All engines	COL:black, spanner size 24, switch press. 0.2 bar, TOKAI RIKAI	7.0114			
All engines				7.1212 T20	7.1257 T22, T25

1.33	Petrol	69	01/09->	ENGINE
				1NR-FE

Engine	Information	S10	T10	T20 - T23	T22 - T25
All engines		7.0114		7.1212 T20	
All engines	-> 30/09/10, with control switch		7.6246		
All engines	01/10/10 ->, with control switch		7.6326		
All engines	no specific info conc. application available				7.1257, 7.1258 T22

1.33	Petrol	72	01/09->	ENGINE
				1NR-FE

Engine	Information	S10	T10	T20 - T23	T22 - T25
All engines	COL:black, spanner size 24, switch press. 0.2 bar, TOKAI RIKAI	7.0114			
All engines				7.1212 T20	7.1257 T22, T25

1.4 D-4D	Diesel	66	01/09->	ENGINE
				1ND-TV

Engine	Information	S10	T10	T20 - T23	T22 - T25
All engines	COL:black, DENSO, spanner size 24, switch press. 0.2 bar, TOKAI RIKAI	7.0114			
All engines				7.1212 T20	7.1257, 7.1258 T22, T25

EV	Electric	47	09/12->	ENGINE
				EM

Engine	Information	S10	T10	T20 - T23	T22 - T25
All engines	FOR:(CDN), FOR:(USA)			7.1211 T20	

LAND CRUISER

2.7 [ExtraEU]	Petrol	120	11/03-02/10	ENGINE
				2TR-FE

Engine	Information	S10	T10	T20 - T23	T22 - T25
All engines	COL:black, spanner size 24, switch press. 0.2 bar, TOKAI RIKAI	7.0114			

S10 OIL PRESSURE WARNING LIGHT SWITCH	T10 REVERSING LIGHT SWITCH	T20 BRAKE LIGHT SWITCH
T22 SWITCH CLUTCH CONTROL (CRUISE CONTROL)	T23 SWITCH BRAKE ACTUATION (ENGINE TIMING)	T25 SWITCH CLUTCH CONTROL (ENGINE CONTROL)

FUNCTIONS ON THE VEHICLE

Vehicle	alim.	kW	Date	Engine	 S10	 T10	 T20 - T23	 T22 - T25
---------	-------	----	------	--------	---	---	--	---

LAND CRUISER

2.7 [ExtraEU]	Petrol	120	11/03-02/10	ENGINE 2TR-FE
---------------	--------	-----	-------------	------------------

Engine	Information	S10	T10	T20 - T23	T22 - T25
All engines				7.1212 T20	

3.0	Diesel	70	09/02-02/10	ENGINE 5L-E
-----	--------	----	-------------	----------------

Engine	Information	S10	T10	T20 - T23	T22 - T25
All engines		7.0016		7.1212 T20	
All engines	spanner size 27, thread M18x1.5		7.6111		

4.2 Tdi	Diesel	150	01/98-07/03	ENGINE 1HD-FTE
---------	--------	-----	-------------	-------------------

Engine	Information	S10	T10	T20 - T23	T22 - T25
All engines	spanner size 27, thread M18x1.5		7.6197		
All engines	-cruise control, MATSUSHITA			7.1089 T20	
All engines	+cruise control, MATSUSHITA, spanner size 14, thread M10x1.25			7.1090 T20	
All engines					7.1259 T25

4.7	Petrol	232	01/08->	ENGINE 2UZ-FE
-----	--------	-----	---------	------------------

Engine	Information	S10	T10	T20 - T23	T22 - T25
All engines				7.1254 T20	

LAND CRUISER 100

4.2 Tdi	Diesel	150	01/98-07/08	ENGINE 1HD-FTE
---------	--------	-----	-------------	-------------------

Engine	Information	S10	T10	T20 - T23	T22 - T25
All engines	spanner size 27, thread M18x1.5		7.6197		
All engines	-cruise control, MATSUSHITA			7.1089 T20	
All engines	+cruise control, -> 01/05/05, MATSUSHITA, spanner size 14, thread M10x1.25			7.1090 T20	
All engines					7.1259 T25

4.7	Petrol	173	01/98-08/02	ENGINE 2UZ-FE
-----	--------	-----	-------------	------------------

Engine	Information	S10	T10	T20 - T23	T22 - T25
All engines	MATSUSHITA, spanner size 14, thread M10x1.25			7.1090 T20	

4.7	Petrol	175	02/02-08/07	ENGINE 2UZ-FE
-----	--------	-----	-------------	------------------

Engine	Information	S10	T10	T20 - T23	T22 - T25
All engines	MATSUSHITA, spanner size 14, thread M10x1.25			7.1090 T20	

LAND CRUISER 120

3.0 D-4D	Diesel	120	09/02-08/09	ENGINE 1KD-FTV
----------	--------	-----	-------------	-------------------

Engine	Information	S10	T10	T20 - T23	T22 - T25
All engines	COL:black, spanner size 24, switch press. 0.2 bar, TOKAI RIKA	7.0114			
All engines	spanner size 27, thread M18x1.5		7.6111		
All engines				7.1212 T20	7.1259 T22

3.0 D-4D	Diesel	122	07/04-08/09	ENGINE 1KD-FTV
----------	--------	-----	-------------	-------------------

Engine	Information	S10	T10	T20 - T23	T22 - T25
All engines	COL:black, spanner size 24, switch press. 0.2 bar, TOKAI RIKA	7.0114			
All engines	spanner size 27, thread M18x1.5		7.6111		
All engines				7.1212 T20	7.1259 T25

3.0 D-4D	Diesel	127	09/02-12/10	ENGINE 1KD-FTV
----------	--------	-----	-------------	-------------------





Engine	Information	S10	T10	T20 - T23	T22 - T25
All engines	COL:black, spanner size 24, switch press. 0.2 bar, TOKAI RIKA	7.0114			
All engines	spanner size 27, thread M18x1.5		7.6111		
All engines				7.1212 T20	7.1259 T22

3.0 D-4D	Diesel	150	08/04-07/09	ENGINE 1KD-FTV
----------	--------	-----	-------------	-------------------

Engine	Information	S10	T10	T20 - T23	T22 - T25
All engines	COL:black, spanner size 24, switch press. 0.2 bar, TOKAI RIKA	7.0114			

S10 OIL PRESSURE WARNING LIGHT SWITCH	T10 REVERSING LIGHT SWITCH	T20 BRAKE LIGHT SWITCH
T22 SWITCH CLUTCH CONTROL (CRUISE CONTROL)	T23 SWITCH BRAKE ACTUATION (ENGINE TIMING)	T25 SWITCH CLUTCH CONTROL (ENGINE CONTROL)

FUNCTIONS ON THE VEHICLE

Vehicle	alim.	kW	Date	Engine	 S10	 T10	 T20 - T23	 T22 - T25
---------	-------	----	------	--------	---	---	--	---

				ENGINE
3.0 D-4D	Diesel	150	08/04-07/09	1KD-FTV

Engine	Information	S10	T10	T20 - T23	T22 - T25
All engines				7.1212 T20	

				ENGINE
4.0	Petrol	179	09/02-08/10	1GR-FE

Engine	Information	S10	T10	T20 - T23	T22 - T25
All engines	COL:black, spanner size 24, switch press. 0.2 bar, TOKAI RIKA	7.0114			
All engines	with differential lock		7.6111		
All engines				7.1212 T20	

				ENGINE
4.0	Petrol	183	12/02-12/09	1GR-FE

Engine	Information	S10	T10	T20 - T23	T22 - T25
All engines	COL:black, spanner size 24, switch press. 0.2 bar, TOKAI RIKA	7.0114			
All engines	with differential lock		7.6111		
All engines				7.1212 T20	

				ENGINE
4.0 V6 VVT-i	Petrol	207	01/03-07/09	1GR-FE

Engine	Information	S10	T10	T20 - T23	T22 - T25
All engines	COL:black, spanner size 24, switch press. 0.2 bar, TOKAI RIKA	7.0114			
All engines				7.1212 T20	

LAND CRUISER 150

				ENGINE
2.7	Petrol	120	08/09->	2TR-FE

Engine	Information	S10	T10	T20 - T23	T22 - T25
All engines			7.6111		7.1257 T22

				ENGINE
2.8 D-4D	Diesel	130	06/15->	1GD-FTV

Engine	Information	S10	T10	T20 - T23	T22 - T25
All engines	COL:black, spanner size 24, switch press. 0.2 bar, TOKAI RIKA	7.0114			
All engines					7.1257, 7.1258 T22, T25

				ENGINE
3.0 D-4D	Diesel	127	08/09->	1KD-FTV

Engine	Information	S10	T10	T20 - T23	T22 - T25
All engines	COL:black, spanner size 24, switch press. 0.2 bar, TOKAI RIKA	7.0114			
All engines	spanner size 27, thread M18x1.5		7.6111		
All engines				7.1254 T20	
All engines	no specific info conc. application available				7.1257 T22
All engines	+cruise control, no specific info conc. application available				7.1258 T22

				ENGINE
3.0 D-4D	Diesel	140	10/10->	1KD-FTV

Engine	Information	S10	T10	T20 - T23	T22 - T25
All engines	COL:black, spanner size 24, switch press. 0.2 bar, TOKAI RIKA	7.0114			
All engines	-> 01/05/15, spanner size 27, thread M18x1.5		7.6111		
All engines	-> 01/07/13			7.1254 T20	
All engines					7.1257, 7.1258 T22, T25

				ENGINE
3.5	Petrol	206	09/15->	7GR-FKS

Engine	Information	S10	T10	T20 - T23	T22 - T25
All engines	COL:black, spanner size 24, switch press. 0.2 bar, TOKAI RIKA	7.0114			

				ENGINE
4.0 V6 Dual VVTi	Petrol	205	08/09->	1GR-FE

Engine	Information	S10	T10	T20 - T23	T22 - T25
All engines	COL:black, spanner size 24, switch press. 0.2 bar, TOKAI RIKA	7.0114			
All engines	for reverse light, Qty 2, with differential lock		7.6111		
All engines	-> 01/07/13			7.1254 T20	
All engines	no specific info conc. application available				7.1257 T22

S10 OIL PRESSURE WARNING LIGHT SWITCH	T10 REVERSING LIGHT SWITCH	T20 BRAKE LIGHT SWITCH
T22 SWITCH CLUTCH CONTROL (CRUISE CONTROL)	T23 SWITCH BRAKE ACTUATION (ENGINE TIMING)	T25 SWITCH CLUTCH CONTROL (ENGINE CONTROL)

FUNCTIONS ON THE VEHICLE

Vehicle	alim.	kW	Date	Engine	 S10	 T10	 T20 - T23	 T22 - T25
---------	-------	----	------	--------	---	---	--	---

ENGINE				
4.0 V6 Dual VVTi	Petrol	205	08/09->	1GR-FE

Engine	Information	S10	T10	T20 - T23	T22 - T25
All engines	+cruise control, no specific info conc. application available				7.1258 T22

ENGINE				
4.0 V6 VVTi	Petrol	183	01/10->	1GR-FE

Engine	Information	S10	T10	T20 - T23	T22 - T25
All engines	COL:black, spanner size 24, switch press. 0.2 bar, TOKAI RIKAI	7.0114			
All engines	for reverse light, Qty 2, with differential lock		7.6111		
All engines	-> 01/07/13			7.1254 T20	
All engines	no specific info conc. application available				7.1257 T22
All engines	+cruise control, no specific info conc. application available				7.1258 T22

ENGINE				
4.0 V6 VVTi	Petrol	202	08/09->	1GR-FE

Engine	Information	S10	T10	T20 - T23	T22 - T25
All engines	COL:black, spanner size 24, switch press. 0.2 bar, TOKAI RIKAI	7.0114			
All engines	-> 01/07/13			7.1254 T20	

ENGINE				
4.0 V6 VVTi	Petrol	203	01/10->	1GR-FE

Engine	Information	S10	T10	T20 - T23	T22 - T25
All engines		7.0114			
All engines	for reverse light, Qty 2, with differential lock		7.6111		
All engines	-> 15/08/13			7.1254 T20	
All engines	no specific info conc. application available				7.1257 T22
All engines	+cruise control, no specific info conc. application available				7.1258 T22

ENGINE				
4.0 V6 VVT-i	Petrol	207	08/09->	1GR-FE

Engine	Information	S10	T10	T20 - T23	T22 - T25
All engines	COL:black, spanner size 24, switch press. 0.2 bar, TOKAI RIKAI	7.0114			
All engines	for reverse light, Qty 2, with differential lock		7.6111		
All engines	-> 01/07/13			7.1254 T20	
All engines	no specific info conc. application available				7.1257 T22
All engines	+cruise control, no specific info conc. application available				7.1258 T22

LAND CRUISER 200

ENGINE				
4.0	Petrol	176	01/10->	1GR-FE

Engine	Information	S10	T10	T20 - T23	T22 - T25
All engines	for reverse light		7.6197		
All engines				7.1254 T20	7.1257 T22
All engines	+cruise control				7.1258 T22

ENGINE				
4.5 D V8	Diesel	210	01/08->	1VD-FTV

Engine	Information	S10	T10	T20 - T23	T22 - T25
All engines	for reverse light		7.6197		
All engines				7.1254 T20	

ENGINE				
4.5 D-4D	Diesel	195	01/08->	1VD-FTV

Engine	Information	S10	T10	T20 - T23	T22 - T25
All engines	for reverse light		7.6197		
All engines				7.1254 T20	

ENGINE				
4.5 D4-D	Diesel	173	08/07->	1VD-FTV





Engine	Information	S10	T10	T20 - T23	T22 - T25
All engines	for reverse light		7.6197		
All engines				7.1254 T20	

ENGINE				
4.5 D4-D	Diesel	200	01/12->	1VD-FTV

Engine	Information	S10	T10	T20 - T23	T22 - T25
All engines	for reverse light		7.6197		

S10 OIL PRESSURE WARNING LIGHT SWITCH	T10 REVERSING LIGHT SWITCH	T20 BRAKE LIGHT SWITCH
T22 SWITCH CLUTCH CONTROL (CRUISE CONTROL)	T23 SWITCH BRAKE ACTUATION (ENGINE TIMING)	T25 SWITCH CLUTCH CONTROL (ENGINE CONTROL)

FUNCTIONS ON THE VEHICLE

Vehicle	alim.	kW	Date	Engine	 S10	 T10	 T20 - T23	 T22 - T25
ENGINE								
4.5 D4-D	Diesel	200	01/12->	1VD-FTV				
Engine	Information				S10	T10	T20 - T23	T22 - T25
All engines							7.1254 T20	7.1257, 7.1258 T22
ENGINE								
4.6 V8	Petrol	227	09/10->	1UR-FE				
Engine	Information				S10	T10	T20 - T23	T22 - T25
All engines							7.1254 T20	
ENGINE								
4.6 V8	Petrol	234	01/12->	1UR-FE				
Engine	Information				S10	T10	T20 - T23	T22 - T25
All engines							7.1254 T20	
ENGINE								
4.7 V8	Petrol	202	08/07->	2UZ-FE				
Engine	Information				S10	T10	T20 - T23	T22 - T25
All engines							7.1254 T20	
ENGINE								
4.7 V8	Petrol	212	01/08->	2UZ-FE				
Engine	Information				S10	T10	T20 - T23	T22 - T25
All engines							7.1254 T20	
ENGINE								
5.7 V8	Petrol	268	09/11->	3UR-FE				
Engine	Information				S10	T10	T20 - T23	T22 - T25
All engines							7.1254 T20	
ENGINE								
5.7 V8	Petrol	284	08/07->	3UR-FE				
Engine	Information				S10	T10	T20 - T23	T22 - T25
All engines							7.1254 T20	
LAND CRUISER 60								
ENGINE								
4.0	Petrol	115	08/87-12/90	3F-E				
Engine	Information				S10	T10	T20 - T23	T22 - T25
All engines							7.1022 T20	
ENGINE								
4.0 D 4WD	Diesel	73	08/87-01/90	2H				
Engine	Information				S10	T10	T20 - T23	T22 - T25
All engines					7.0017	7.6087	7.1022 T20	
ENGINE								
4.0 Turbo-D	Diesel	100	10/85-12/89	12HT				
Engine	Information				S10	T10	T20 - T23	T22 - T25
All engines						7.6087	7.1022 T20	
LAND CRUISER 70								
ENGINE								
2.4	Petrol	77	11/84-05/93	22R				
Engine	Information				S10	T10	T20 - T23	T22 - T25
All engines					7.0017			
All engines	-> 01/01/90					7.6087		
All engines	01/01/90 ->					7.6111		
All engines	-> 01/08/91						7.1017 T20	
All engines	01/08/91 ->						7.1089 T20	
ENGINE								
2.4	Petrol	81	11/84-05/93	22R				
Engine	Information				S10	T10	T20 - T23	T22 - T25
All engines					7.0017			
All engines	-> 01/01/90					7.6087		
All engines	01/01/90 ->					7.6111		
All engines	-> 01/08/91						7.1017 T20	
All engines	01/08/91 ->						7.1089 T20	

S10 OIL PRESSURE WARNING LIGHT SWITCH	T10 REVERSING LIGHT SWITCH	T20 BRAKE LIGHT SWITCH
T22 SWITCH CLUTCH CONTROL (CRUISE CONTROL)	T23 SWITCH BRAKE ACTUATION (ENGINE TIMING)	T25 SWITCH CLUTCH CONTROL (ENGINE CONTROL)

FUNCTIONS ON THE VEHICLE

Vehicle	alim.	kW	Date	Engine	 S10	 T10	 T20 - T23	 T22 - T25
---------	-------	----	------	--------	---	---	--	---

ENGINE				
2.4	Petrol	84	12/88-12/96	22RE

Engine	Information	S10	T10	T20 - T23	T22 - T25
All engines		7.0017			
All engines	-> 01/01/90		7.6087		
All engines	01/01/90 ->		7.6111		
All engines	-> 01/08/91			7.1017	T20
All engines	01/08/91 ->			7.1089	T20

ENGINE				
2.4 D	Diesel	53	11/84-10/85	2L

Engine	Information	S10	T10	T20 - T23	T22 - T25
All engines		7.0016	7.6087	7.1017	T20

ENGINE				
2.4 TD	Diesel	63	10/85-05/90	2L-T

Engine	Information	S10	T10	T20 - T23	T22 - T25
All engines		7.0016			
All engines	with cable		7.6087		
All engines	without cable		7.6111		
All engines	-> 01/08/91			7.1017	T20
All engines	01/08/91 ->			7.1089	T20

ENGINE				
2.4 TD	Diesel	66	01/90-05/93	2L-T

Engine	Information	S10	T10	T20 - T23	T22 - T25
All engines		7.0016			
All engines	with cable		7.6087		
All engines	without cable		7.6111		
All engines	-> 01/08/91			7.1017	T20
All engines	01/08/91 ->			7.1089	T20

ENGINE				
3.0 TD	Diesel	92	05/93-05/96	1KZ-T

Engine	Information	S10	T10	T20 - T23	T22 - T25
All engines			7.6111	7.1089	T20

ENGINE				
3.4 D	Diesel	70	11/84-12/96	3B

Engine	Information	S10	T10	T20 - T23	T22 - T25
All engines			7.6087		
All engines	-> 01/08/91			7.1017	T20
All engines	01/08/91 ->			7.1089	T20

ENGINE				
3.4 TD	Diesel	91	10/85-08/86	13BT

Engine	Information	S10	T10	T20 - T23	T22 - T25
All engines		7.0016	7.6087	7.1017	T20

ENGINE				
3.5 D 4x4	Diesel	85	01/90-12/94	1PZ

Engine	Information	S10	T10	T20 - T23	T22 - T25
All engines		7.0016	7.6111		
All engines	-> 01/08/91			7.1017	T20
All engines	01/08/91 ->			7.1089	T20





ENGINE				
4.0 D 4x4	Diesel	74	08/87-12/89	2H

Engine	Information	S10	T10	T20 - T23	T22 - T25
All engines		7.0017	7.6087	7.1022	T20

ENGINE				
4.2 D	Diesel	96	01/90->	1H-Z

Engine	Information	S10	T10	T20 - T23	T22 - T25
All engines		7.0016	7.6087		
All engines	-> 01/08/91			7.1017	T20
All engines	01/08/91 ->			7.1089	T20

S10 OIL PRESSURE WARNING LIGHT SWITCH	T10 REVERSING LIGHT SWITCH	T20 BRAKE LIGHT SWITCH
T22 SWITCH CLUTCH CONTROL (CRUISE CONTROL)	T23 SWITCH BRAKE ACTUATION (ENGINE TIMING)	T25 SWITCH CLUTCH CONTROL (ENGINE CONTROL)

					FUNCTIONS ON THE VEHICLE			
Vehicle	alim.	kW	Date	Engine	 S10	 T10	 T20 - T23	 T22 - T25

LAND CRUISER 80

				ENGINE
2.4 TD	Diesel	66	07/90-05/96	2L-T

Engine	Information	S10	T10	T20 - T23	T22 - T25
All engines		7.0016			
All engines	with cable		7.6087		
All engines	without cable		7.6111		
All engines	-> 01/08/91			7.1017 T20	
All engines	01/08/91 ->			7.1089 T20	

				ENGINE
3.0 TD	Diesel	92	05/93-05/96	1KZ-T

Engine	Information	S10	T10	T20 - T23	T22 - T25
All engines			7.6111	7.1089 T20	

				ENGINE
4.0	Petrol	115	01/90-10/92	3F-E

Engine	Information	S10	T10	T20 - T23	T22 - T25
All engines	-> 01/08/91			7.1017 T20	
All engines	01/08/91 ->			7.1089 T20	

				ENGINE
4.2 D	Diesel	99	01/90-12/97	1H-Z

Engine	Information	S10	T10	T20 - T23	T22 - T25
All engines		7.0016	7.6197		
All engines	-> 01/08/91			7.1017 T20	
All engines	01/08/91 ->			7.1089 T20	

				ENGINE
4.2 TD	Diesel	118	10/92-12/97	1HD-T

Engine	Information	S10	T10	T20 - T23	T22 - T25
All engines			7.6197		
All engines	-> 01/08/91			7.1017 T20	
All engines	01/08/91 ->			7.1089 T20	
All engines	RHD			7.1090 T20	

				ENGINE
4.2 TD	Diesel	123	01/90-12/97	1HD-T

Engine	Information	S10	T10	T20 - T23	T22 - T25
All engines			7.6197		
All engines	-> 01/08/91			7.1017 T20	
All engines	01/08/91 ->			7.1089 T20	
All engines	RHD			7.1090 T20	

				ENGINE
4.5	Petrol	215	08/92-01/98	1FZ-FE

Engine	Information	S10	T10	T20 - T23	T22 - T25
All engines	-cruise control			7.1089 T20	
All engines	+cruise control			7.1090 T20	

				ENGINE
4.5 24V	Petrol	151	08/92-12/97	1FZ-FE

Engine	Information	S10	T10	T20 - T23	T22 - T25
All engines	-cruise control			7.1089 T20	
All engines	+cruise control			7.1090 T20	

LAND CRUISER 90

				ENGINE
2.7	Petrol	110	04/95-07/02	3RZ-FE

Engine	Information	S10	T10	T20 - T23	T22 - T25
All engines	COL:black, spanner size 24, switch press. 0.2 bar, TOKAI RIKA	7.0114			
All engines	spanner size 27, thread M18x1.5		7.6111		
All engines	-cruise control, MATSUSHITA			7.1089 T20	
All engines	+cruise control, MATSUSHITA, spanner size 14, thread M10x1.25			7.1090 T20	

				ENGINE
3.0 D-4D 4WD	Diesel	120	08/00-08/02	1KD-FTV

Engine	Information	S10	T10	T20 - T23	T22 - T25
All engines	COL:black, spanner size 24, switch press. 0.2 bar, TOKAI RIKA	7.0114			
All engines	spanner size 27, thread M18x1.5		7.6111		

S10	OIL PRESSURE WARNING LIGHT SWITCH	T10	REVERSING LIGHT SWITCH	T20	BRAKE LIGHT SWITCH
T22	SWITCH CLUTCH CONTROL (CRUISE CONTROL)	T23	SWITCH BRAKE ACTUATION (ENGINE TIMING)	T25	SWITCH CLUTCH CONTROL (ENGINE CONTROL)

FUNCTIONS ON THE VEHICLE

Vehicle	alim.	kW	Date	Engine	 S10	 T10	 T20 - T23	 T22 - T25
---------	-------	----	------	--------	---	---	--	---

3.0 D-4D 4WD Diesel **120** 08/00-08/02 **ENGINE 1KD-FTV**

Engine	Information	S10	T10	T20 - T23	T22 - T25
All engines	MATSUSHITA, spanner size 14, thread M10x1.25			7.1090 T20	
All engines					7.1259 T22

3.0 TD Diesel **103** 04/95-07/00 **ENGINE 1KZ-TE**

Engine	Information	S10	T10	T20 - T23	T22 - T25
All engines	COL:black, spanner size 24, switch press. 0.2 bar, TOKAI RIKAI	7.0114			
All engines	spanner size 27, thread M18x1.5		7.6111		
All engines	MATSUSHITA			7.1089 T20	
All engines					7.1259 T22

3.0 TD Diesel **92** 04/96-12/02 **ENGINE 1KZ-TE**

Engine	Information	S10	T10	T20 - T23	T22 - T25
All engines	COL:black, spanner size 24, switch press. 0.2 bar, TOKAI RIKAI	7.0114			
All engines	spanner size 27, thread M18x1.5		7.6111		
All engines	-cruise control, MATSUSHITA			7.1089 T20	
All engines	+cruise control, MATSUSHITA, spanner size 14, thread M10x1.25			7.1090 T20	
All engines					7.1259 T22

3.4 i 24V Petrol **131** 03/96-12/02 **ENGINE 5VZ-FE**

Engine	Information	S10	T10	T20 - T23	T22 - T25
All engines	COL:black, spanner size 24, switch press. 0.2 bar, TOKAI RIKAI	7.0114			
All engines	spanner size 27, thread M18x1.5		7.6111		
All engines	-cruise control, MATSUSHITA			7.1089 T20	
All engines	+cruise control, MATSUSHITA, spanner size 14, thread M10x1.25			7.1090 T20	
All engines					7.1259 T22

LAND CRUISER PRADO 120

2.7 Petrol **112** 09/02-08/04 **ENGINE 3RZ-FE**

Engine	Information	S10	T10	T20 - T23	T22 - T25
All engines		7.0114		7.1212 T20	
All engines	for reverse light, Qty 2, with differential lock		7.6111		

2.7 Petrol **120** 08/04-08/09 **ENGINE 2TR-FE**

Engine	Information	S10	T10	T20 - T23	T22 - T25
All engines		7.0114		7.1212 T20	
All engines	for reverse light, Qty 2, with differential lock		7.6111		

3.0 D Diesel **70** 09/02-08/09 **ENGINE 5L-E**

Engine	Information	S10	T10	T20 - T23	T22 - T25
All engines		7.0016		7.1212 T20	
All engines	for reverse light, FP Rear, Qty 2, with differential lock		7.6111		

3.0 D-4D Diesel **127** 08/06-08/09 **ENGINE 1KD-FTV**

Engine	Information	S10	T10	T20 - T23	T22 - T25
All engines		7.0114		7.1212 T20	
All engines	for reverse light, Qty 2, with differential lock		7.6111		
All engines	+cruise control				7.1259 T22





3.0 D-4D Diesel **92** 09/02-08/09 **ENGINE 1KZ-TE**

Engine	Information	S10	T10	T20 - T23	T22 - T25
All engines		7.0114		7.1212 T20	
All engines	for reverse light, Qty 2, with differential lock		7.6111		
All engines	+cruise control				7.1259 T22

4.0 Petrol **179** 01/03-08/09 **ENGINE 1GR-FE**

Engine	Information	S10	T10	T20 - T23	T22 - T25
All engines		7.0114		7.1212 T20	

S10 OIL PRESSURE WARNING LIGHT SWITCH	T10 REVERSING LIGHT SWITCH	T20 BRAKE LIGHT SWITCH
T22 SWITCH CLUTCH CONTROL (CRUISE CONTROL)	T23 SWITCH BRAKE ACTUATION (ENGINE TIMING)	T25 SWITCH CLUTCH CONTROL (ENGINE CONTROL)

				FUNCTIONS ON THE VEHICLE				
Vehicle	alim.	kW	Date	Engine				
					S10	T10	T20 - T23	T22 - T25

				ENGINE
4.0	Petrol	179	01/03-08/09	1GR-FE

Engine	Information	S10	T10	T20 - T23	T22 - T25
All engines	for reverse light, Qty 2, with differential lock		7.6111		

LAND CRUISER PRADO 150

				ENGINE
2.7	Petrol	120	08/09->	2TR-FE

Engine	Information	S10	T10	T20 - T23	T22 - T25
All engines		7.0114	7.6111		7.1257 T22
All engines	-> 15/08/13			7.1254 T20	

				ENGINE
3.0 D	Diesel	69	08/09->	5L-E

Engine	Information	S10	T10	T20 - T23	T22 - T25
All engines		7.0016	7.6111		7.1257 T22
All engines	-> 15/08/13			7.1254 T20	

				ENGINE
3.0 D-4D	Diesel	0	08/09->	1KD-FTV

Engine	Information	S10	T10	T20 - T23	T22 - T25
All engines	pole nr. 1	7.0114			
All engines	for reverse light, Qty 2, with differential lock		7.6111		
All engines	-> 15/08/13			7.1254 T20	
All engines	no specific info conc. application available				7.1257 T22
All engines	+cruise control, no specific info conc. application available				7.1258 T22

				ENGINE
4.0 V6 VVTi	Petrol	203	08/09->	1GR-FE

Engine	Information	S10	T10	T20 - T23	T22 - T25
All engines		7.0114			
All engines	for reverse light, Qty 2, with differential lock		7.6111		
All engines	-> 15/08/13			7.1254 T20	
All engines	no specific info conc. application available				7.1257 T22
All engines	+cruise control, no specific info conc. application available				7.1258 T22

LAND CRUISER VAN

				ENGINE
3.0 D4d 4WD	Diesel	140	01/11->	1KD-FTV

Engine	Information	S10	T10	T20 - T23	T22 - T25
All engines	COL:black, euro 4 (D4), spanner size 24, switch press. 0.2 bar, TOKAI RIKAI	7.0114			
All engines	spanner size 27, thread M18x1.5		7.6111		
All engines				7.1254 T20	7.1257, 7.1258 T22, T25

LITEACE

				ENGINE
1.5	Petrol	51	10/85-09/91	5K

Engine	Information	S10	T10	T20 - T23	T22 - T25
All engines	-> 01/09/93	7.0035			
All engines	01/09/93 ->	7.0114			
All engines	with cable		7.6087		
All engines	without cable		7.6111		
All engines				7.1022 T20	

				ENGINE
1.5	Petrol	52	07/89-01/95	5K





Engine	Information	S10	T10	T20 - T23	T22 - T25
All engines	-> 01/09/93	7.0035			
All engines	01/09/93 ->	7.0114			
All engines	with cable		7.6087		
All engines	without cable		7.6111		
All engines				7.1022 T20	

				ENGINE
1.8 D	Diesel	46	10/85-08/88	1C

Engine	Information	S10	T10	T20 - T23	T22 - T25
All engines		7.0016	7.6087	7.1022 T20	





S10 OIL PRESSURE WARNING LIGHT SWITCH	T10 REVERSING LIGHT SWITCH	T20 BRAKE LIGHT SWITCH
T22 SWITCH CLUTCH CONTROL (CRUISE CONTROL)	T23 SWITCH BRAKE ACTUATION (ENGINE TIMING)	T25 SWITCH CLUTCH CONTROL (ENGINE CONTROL)

FUNCTIONS ON THE VEHICLE

Vehicle	alim.	kW	Date	Engine	 S10	 T10	 T20 - T23	 T22 - T25
ENGINE								
1.8 D	Diesel	47	10/85-07/88	1C				
Engine	Information				S10	T10	T20 - T23	T22 - T25
All engines					7.0016	7.6087	7.1022 T20	
ENGINE								
2.0 D	Diesel	51	01/92-05/94	2C				
Engine	Information				S10	T10	T20 - T23	T22 - T25
All engines					7.0016	7.6111	7.1022 T20	
ENGINE								
2.0 D	Diesel	53	08/88-05/94	2C				
Engine	Information				S10	T10	T20 - T23	T22 - T25
All engines					7.0016	7.6111	7.1022 T20	
ENGINE								
2.2	Petrol	72	01/92-01/95	4Y-EC				
Engine	Information				S10	T10	T20 - T23	T22 - T25
All engines	-> 01/09/93				7.0017			
All engines	01/09/93 ->				7.0114			
All engines						7.6111		
MARK								
2.2	Petrol	103	01/97-12/02	5S-FE				
Engine	Information				S10	T10	T20 - T23	T22 - T25
All engines	COL:black, spanner size 24, switch press. 0.2 bar, TOKAI RIKA				7.0114			
All engines	-cruise control, MATSUSHITA						7.1089 T20	
All engines	+cruise control, MATSUSHITA, spanner size 14, thread M10x1.25						7.1090 T20	
MATRIX								
1.8	Petrol	97	01/08-05/14	2ZR-FE				
Engine	Information				S10	T10	T20 - T23	T22 - T25
All engines	COL:black, spanner size 24, switch press. 0.2 bar, TOKAI RIKA, YAZAKI				7.0114			
All engines						7.6261	7.1212 T20	7.1257 T22, T25
ENGINE								
2.4	Petrol	117	01/08-05/14	2AZ-FE				
Engine	Information				S10	T10	T20 - T23	T22 - T25
All engines	COL:black, spanner size 24, switch press. 0.2 bar, TOKAI RIKA				7.0114			
All engines	spanner size 27, thread M18x1.5					7.6111		
All engines							7.1212 T20	7.1257 T22, T25
ENGINE								
2.4 VVTi	Petrol	117	01/09-12/10	2AZ-FE				
Engine	Information				S10	T10	T20 - T23	T22 - T25
All engines	COL:black, spanner size 24, switch press. 0.2 bar, TOKAI RIKA				7.0114			
All engines							7.1212 T20	
MODELL F								
2.0	Petrol	66	08/88-01/90	3Y				
Engine	Information				S10	T10	T20 - T23	T22 - T25
All engines					7.0017	7.6111	7.1022 T20	
ENGINE								
2.2	Petrol	72	08/85-01/90	4Y-EC				
Engine	Information				S10	T10	T20 - T23	T22 - T25
All engines					7.0017	7.6111	7.1022 T20	
MR 2 II								
2.0	Petrol	88	12/89-08/92	3S-FE				
Engine	Information				S10	T10	T20 - T23	T22 - T25
All engines	COL:red				7.0035			
All engines	COL:grey				7.0114			
All engines						7.6111		
All engines	-> 01/12/91, pole nr. 4						7.1053 T20	

S10 OIL PRESSURE WARNING LIGHT SWITCH	T10 REVERSING LIGHT SWITCH	T20 BRAKE LIGHT SWITCH
T22 SWITCH CLUTCH CONTROL (CRUISE CONTROL)	T23 SWITCH BRAKE ACTUATION (ENGINE TIMING)	T25 SWITCH CLUTCH CONTROL (ENGINE CONTROL)

FUNCTIONS ON THE VEHICLE

Vehicle	alim.	kW	Date	Engine	 S10	 T10	 T20 - T23	 T22 - T25
---------	-------	----	------	--------	---	---	--	---

MR 2 II				ENGINE
2.0	Petrol	88	12/89-08/92	3S-FE

Engine	Information	S10	T10	T20 - T23	T22 - T25
All engines	01/12/91 ->, pole nr. 2			7.1089 T20	
All engines	01/12/91 ->, pole nr. 4			7.1090 T20	
All engines	-> 01/12/91, pole nr. 2			7.1169 T20	

2.0 16V				ENGINE
Petrol	115	12/89-09/99	3S-GE	

Engine	Information	S10	T10	T20 - T23	T22 - T25
All engines	-> 01/11/92	7.0035			
All engines	01/11/92 ->	7.0114			
All engines			7.6111		
All engines	-> 01/12/91, pole nr. 4			7.1053 T20	
All engines	01/12/91 ->, pole nr. 2			7.1089 T20	
All engines	01/12/91 ->, pole nr. 4			7.1090 T20	
All engines	-> 01/12/91, pole nr. 2			7.1169 T20	

2.0 16V				ENGINE
Petrol	125	12/89-05/00	3S-GE	

Engine	Information	S10	T10	T20 - T23	T22 - T25
All engines	-> 01/11/92	7.0035			
All engines	01/11/92 ->	7.0114			
All engines			7.6111		
All engines	-> 01/12/91, pole nr. 4			7.1053 T20	
All engines	01/12/91 ->, pole nr. 2			7.1089 T20	
All engines	01/12/91 ->, pole nr. 4			7.1090 T20	
All engines	-> 01/12/91, pole nr. 2			7.1169 T20	

2.0 16V				ENGINE
Petrol	129	12/89-07/99	3S-GE	

Engine	Information	S10	T10	T20 - T23	T22 - T25
All engines	-> 01/11/92	7.0035			
All engines	01/11/92 ->	7.0114			
All engines			7.6111		
All engines	-> 01/12/91, pole nr. 4			7.1053 T20	
All engines	01/12/91 ->, pole nr. 2			7.1089 T20	
All engines	01/12/91 ->, pole nr. 4			7.1090 T20	
All engines	-> 01/12/91, pole nr. 2			7.1169 T20	

2.0 Turbo				ENGINE
Petrol	167	12/89-07/99	3S-GTE	

Engine	Information	S10	T10	T20 - T23	T22 - T25
All engines	-> 01/11/92	7.0035			
All engines	01/11/92 ->	7.0114			
All engines			7.6111		
All engines	+cruise control, -> 01/01/92			7.1053 T20	
All engines	01/01/92 ->, -cruise control			7.1089 T20	
All engines	+cruise control, 01/01/92 ->			7.1090 T20	
All engines	-> 01/01/92, -cruise control			7.1169 T20	

2.2 16V				ENGINE
Petrol	97	01/90-06/95	5S-FE	

Engine	Information	S10	T10	T20 - T23	T22 - T25
All engines	-> 01/11/92	7.0035			
All engines	01/11/92 ->	7.0114			
All engines			7.6111		
All engines	+cruise control, -> 01/01/92			7.1053 T20	
All engines	01/01/92 ->, -cruise control			7.1089 T20	
All engines	+cruise control, 01/01/92 ->			7.1090 T20	
All engines	-> 01/01/92, -cruise control			7.1169 T20	

MR 2 III				ENGINE
1.8 16V VT-i	Petrol	103	10/99-06/07	1ZZ-FE

Engine	Information	S10	T10	T20 - T23	T22 - T25
All engines	COL:black, spanner size 24, switch press. 0.2 bar, TOKAI RIKAI	7.0114			
All engines	semiaut., spanner size 27, thread M18x1.5		7.6111		

S10	OIL PRESSURE WARNING LIGHT SWITCH	T10	REVERSING LIGHT SWITCH	T20	BRAKE LIGHT SWITCH
T22	SWITCH CLUTCH CONTROL (CRUISE CONTROL)	T23	SWITCH BRAKE ACTUATION (ENGINE TIMING)	T25	SWITCH CLUTCH CONTROL (ENGINE CONTROL)

FUNCTIONS ON THE VEHICLE

Vehicle	alim.	kW	Date	Engine	 S10	 T10	 T20 - T23	 T22 - T25
---------	-------	----	------	--------	---	---	--	---

MR 2 III

				ENGINE
1.8 16VT-i	Petrol	103	10/99-06/07	1ZZ-FE

Engine	Information	S10	T10	T20 - T23	T22 - T25
All engines	man., spanner size 27, thread M18x1.5		7.6197		
All engines	man., MATSUSHITA			7.1089	T20
All engines	MATSUSHITA, semiaut., spanner size 14, thread M10x1.25			7.1090	T20

PASEO

				ENGINE
1.5	Petrol	66	08/95-06/99	5E-FE

Engine	Information	S10	T10	T20 - T23	T22 - T25
All engines	COL:black, spanner size 24, switch press. 0.2 bar, TOKAI RIKAI	7.0114			
All engines	spanner size 27, thread M18x1.5		7.6111		
All engines	MATSUSHITA			7.1089	T20

				ENGINE
1.5 EFi	Petrol	66	01/97-12/99	5E-FE

Engine	Information	S10	T10	T20 - T23	T22 - T25
All engines	COL:black, spanner size 24, switch press. 0.2 bar, TOKAI RIKAI	7.0114			
All engines	spanner size 27, thread M18x1.5		7.6111		
All engines	MATSUSHITA			7.1089	T20

				ENGINE
1.5 EFi	Petrol	85	01/97-07/99	5E-FE

Engine	Information	S10	T10	T20 - T23	T22 - T25
All engines	COL:black, spanner size 24, switch press. 0.2 bar, TOKAI RIKAI	7.0114			
All engines	spanner size 27, thread M18x1.5		7.6111		
All engines	-cruise control, MATSUSHITA			7.1089	T20
All engines	+cruise control, MATSUSHITA, spanner size 14, thread M10x1.25			7.1090	T20

PICNIC I

				ENGINE
2.0	Petrol	90	01/01-12/01	3S-FE

Engine	Information	S10	T10	T20 - T23	T22 - T25
All engines	COL:black, spanner size 24, switch press. 0.2 bar, TOKAI RIKAI	7.0114			
All engines	spanner size 27, thread M18x1.5		7.6111		
All engines	MATSUSHITA			7.1089	T20

				ENGINE
2.0	Petrol	99	09/96-05/01	3S-FE

Engine	Information	S10	T10	T20 - T23	T22 - T25
All engines	COL:black, spanner size 24, switch press. 0.2 bar, TOKAI RIKAI	7.0114			
All engines	MATSUSHITA			7.1089	T20

				ENGINE
2.0 16V	Petrol	94	08/96-09/00	3S-FE

Engine	Information	S10	T10	T20 - T23	T22 - T25
All engines	COL:black, spanner size 24, switch press. 0.2 bar, TOKAI RIKAI	7.0114			
All engines	spanner size 27, thread M18x1.5		7.6111		
All engines	MATSUSHITA			7.1089	T20

				ENGINE
2.2 D	Diesel	66	08/97-12/01	3C-TE

Engine	Information	S10	T10	T20 - T23	T22 - T25
All engines	COL:black, spanner size 24, switch press. 0.2 bar, TOKAI RIKAI	7.0114			
All engines	spanner size 27, thread M18x1.5		7.6111		
All engines	MATSUSHITA			7.1089	T20

PICNIC II

				ENGINE
2.0 VVTi	Petrol	110	05/01-08/06	1AZ-FE

Engine	Information	S10	T10	T20 - T23	T22 - T25
All engines		7.0114	7.6111		
All engines	-> 31/10/03			7.1211	T20
All engines	01/11/03 ->			7.1212	T20

S10 OIL PRESSURE WARNING LIGHT SWITCH	T10 REVERSING LIGHT SWITCH	T20 BRAKE LIGHT SWITCH
T22 SWITCH CLUTCH CONTROL (CRUISE CONTROL)	T23 SWITCH BRAKE ACTUATION (ENGINE TIMING)	T25 SWITCH CLUTCH CONTROL (ENGINE CONTROL)

FUNCTIONS ON THE VEHICLE

Vehicle	alim.	kW	Date	Engine	 S10	 T10	 T20 - T23	 T22 - T25
---------	-------	----	------	--------	---	---	--	---

				ENGINE
2.4 VVTi	Petrol	115	11/03-08/06	2AZ-FE

Engine	Information	S10	T10	T20 - T23	T22 - T25
All engines		7.0114		7.1212 T20	

PREVIA I

				ENGINE
2.4	Petrol	97	05/90-08/00	2TZ-FE

Engine	Information	S10	T10	T20 - T23	T22 - T25
All engines	-> 01/11/91	7.0035			
All engines	01/11/91 ->	7.0114			
All engines				7.1017 T20	
All engines	+cruise control			7.1053 T20	

				ENGINE
2.4 4WD	Petrol	110	05/90-12/99	2TZ-FZE

Engine	Information	S10	T10	T20 - T23	T22 - T25
All engines	COL:red	7.0035			
All engines	COL:grey	7.0114			
All engines			7.6111		
All engines	-cruise control			7.1017 T20	
All engines	+cruise control			7.1053 T20	

				ENGINE
2.4 4WD	Petrol	97	01/90-08/00	2TZ-FE

Engine	Information	S10	T10	T20 - T23	T22 - T25
All engines	-> 01/11/91	7.0035			
All engines	01/11/91 ->	7.0114			
All engines				7.1017 T20	
All engines	+cruise control			7.1053 T20	

PREVIA II

				ENGINE
2.0 D-4D	Diesel	85	03/01-01/06	1CD-FTV

Engine	Information	S10	T10	T20 - T23	T22 - T25
All engines	COL:black, spanner size 24, switch press. 0.2 bar, TOKAI RIKAI	7.0114			
All engines	spanner size 27, thread M18x1.5		7.6111		
All engines	-> 01/04/03, MATSUSHITA, spanner size 14, thread M10x1.25			7.1090 T20	
All engines	01/05/03 ->			7.1212 T20	
All engines					7.1259 T22

				ENGINE
2.4	Petrol	115	02/00-02/06	2AZ-FE

Engine	Information	S10	T10	T20 - T23	T22 - T25
All engines	COL:black, spanner size 24, switch press. 0.2 bar, TOKAI RIKAI	7.0114			
All engines	spanner size 27, thread M18x1.5		7.6111		
All engines	-> 01/04/03, -cruise control, MATSUSHITA			7.1089 T20	
All engines	+cruise control, -> 01/04/03, MATSUSHITA, spanner size 14, thread M10x1.25			7.1090 T20	
All engines	01/05/03 ->, aut., man.			7.1212 T20	
All engines					7.1259 T22

				ENGINE
2.4	Petrol	125	02/00-01/06	2AZ-FE

Engine	Information	S10	T10	T20 - T23	T22 - T25
All engines	COL:black, spanner size 24, switch press. 0.2 bar, TOKAI RIKAI	7.0114			
All engines	-> 01/04/03, -cruise control, MATSUSHITA			7.1089 T20	
All engines	+cruise control, -> 01/04/03, MATSUSHITA, spanner size 14, thread M10x1.25			7.1090 T20	
All engines	01/05/03 ->			7.1212 T20	

				ENGINE
2.4 4WD	Petrol	125	02/00-01/06	2AZ-FE

Engine	Information	S10	T10	T20 - T23	T22 - T25
All engines	COL:black, spanner size 24, switch press. 0.2 bar, TOKAI RIKAI	7.0114			
All engines	-> 01/04/03, -cruise control, MATSUSHITA			7.1089 T20	
All engines	+cruise control, -> 01/04/03, MATSUSHITA, spanner size 14, thread M10x1.25			7.1090 T20	
All engines	01/05/03 ->			7.1212 T20	

S10	OIL PRESSURE WARNING LIGHT SWITCH	T10	REVERSING LIGHT SWITCH	T20	BRAKE LIGHT SWITCH
T22	SWITCH CLUTCH CONTROL (CRUISE CONTROL)	T23	SWITCH BRAKE ACTUATION (ENGINE TIMING)	T25	SWITCH CLUTCH CONTROL (ENGINE CONTROL)

FUNCTIONS ON THE VEHICLE

Vehicle	alim.	kW	Date	Engine				
					S10	T10	T20 - T23	T22 - T25

PREVIA III

				ENGINE
2.4	Petrol	125	10/05->	2AZ-FE

Engine	Information	S10	T10	T20 - T23	T22 - T25
All engines	COL:black, spanner size 24, switch press. 0.2 bar, TOKAI RIKA	7.0114			
All engines	-> 01/04/08			7.1212 T20	
All engines	01/05/08 ->			7.1254 T20	

				ENGINE
3.5	Petrol	202	01/06->	2GR-FE

Engine	Information	S10	T10	T20 - T23	T22 - T25
All engines		7.0114			
All engines	-> 01/04/08			7.1212 T20	
All engines	01/04/08 ->			7.1254 T20	

				ENGINE
3.5	Petrol	206	01/06->	2GR-FE

Engine	Information	S10	T10	T20 - T23	T22 - T25
All engines	COL:black, spanner size 24, switch press. 0.2 bar, TOKAI RIKA	7.0114			
All engines	-> 01/04/08			7.1212 T20	
All engines	01/04/08 ->, 01/05/08 ->			7.1254 T20	

				ENGINE
3.5 4WD	Petrol	206	01/06->	2GR-FE

Engine	Information	S10	T10	T20 - T23	T22 - T25
All engines		7.0114			
All engines	-> 01/04/08			7.1212 T20	
All engines	01/04/08 ->			7.1254 T20	

PRIUS

				ENGINE
1.8 Hybrid	Diesel/ Electro	73	03/12->	2ZR-FXE

Engine	Information	S10	T10	T20 - T23	T22 - T25
All engines	COL:black, FOR:(J), spanner size 24, switch press. 0.2 bar, TOKAI RIKA	7.0114			
All engines				7.1254 T20	

PRIUS C

				ENGINE
1.5 Hybrid	Petrol/ Electro	54	12/11->	1NZ-FXE

Engine	Information	S10	T10	T20 - T23	T22 - T25
All engines		7.0114			

PRIUS I

				ENGINE
1.5 Hybrid	Petrol/ Electro	53	05/00-01/04	1NZ-FXE

Engine	Information	S10	T10	T20 - T23	T22 - T25
All engines	COL:black, spanner size 24, switch press. 0.2 bar, TOKAI RIKA	7.0114			
All engines	-cruise control, MATSUSHITA			7.1089 T20	
All engines	+cruise control, MATSUSHITA, spanner size 14, thread M10x1.25			7.1090 T20	

PRIUS II

				ENGINE
1.5	Petrol/ Electro	57	09/03-12/09	1NZ-FXE

Engine	Information	S10	T10	T20 - T23	T22 - T25
All engines	COL:black, spanner size 24, switch press. 0.2 bar, TOKAI RIKA	7.0114			
All engines	-cruise control, MATSUSHITA			7.1089 T20	





PRIUS III

				ENGINE
1.8 Hybrid	Petrol/ Electro	0	12/11->	5ZR-FXE

Engine	Information	S10	T10	T20 - T23	T22 - T25
All engines		7.0114			

S10	OIL PRESSURE WARNING LIGHT SWITCH	T10	REVERSING LIGHT SWITCH	T20	BRAKE LIGHT SWITCH
T22	SWITCH CLUTCH CONTROL (CRUISE CONTROL)	T23	SWITCH BRAKE ACTUATION (ENGINE TIMING)	T25	SWITCH CLUTCH CONTROL (ENGINE CONTROL)

FUNCTIONS ON THE VEHICLE

Vehicle	alim.	kW	Date	Engine	 S10	 T10	 T20 - T23	 T22 - T25
ENGINE								
1.8 Hybrid	Petrol/ Electro	73	05/11->	2ZR-FXE				
Engine	Information			S10	T10	T20 - T23	T22 - T25	
All engines	COL:black, FOR:(J), spanner size 24, switch press. 0.2 bar, TOKAI RIKAI			7.0114				
All engines						7.1254	T20	
ENGINE								
1.8 Hybrid [ExtraEU]	Diesel/ Electro	73	06/08->	2ZR-FXE				
Engine	Information			S10	T10	T20 - T23	T22 - T25	
All engines	COL:black, spanner size 24, switch press. 0.2 bar, TOKAI RIKAI			7.0114				
All engines	-> 01/12/11					7.1254	T20	
ENGINE								
1.8 Plug-in Hybrid	Petrol/ Electro	73	01/12->	2ZR-FXE				
Engine	Information			S10	T10	T20 - T23	T22 - T25	
All engines	COL:black, spanner size 24, switch press. 0.2 bar, TOKAI RIKAI, YAZAKI			7.0114				
PRIUS IV								
ENGINE								
1.8 Hybrid	Petrol/ Electro	72	09/15->	2ZR-FXE				
Engine	Information			S10	T10	T20 - T23	T22 - T25	
All engines	DENSO, YAZAKI			7.0114				
ENGINE								
1.8 Plug-in Hybrid	Petrol/ Electro	72	01/16->	2ZR-FXE				
Engine	Information			S10	T10	T20 - T23	T22 - T25	
All engines	YAZAKI			7.0114				
PROACE								
ENGINE								
1.6 D	Diesel	66	06/13-03/16	3WZ-TV				
Engine	Information			S10	T10	T20 - T23	T22 - T25	
All engines				7.0130	7.6218			
ENGINE								
1.6 D	Diesel	70	02/16->	3WZ-TV				
Engine	Information			S10	T10	T20 - T23	T22 - T25	
All engines					7.6218			
ENGINE								
1.6 D4d	Diesel	70	02/16->	3WZ-TV				
Engine	Information			S10	T10	T20 - T23	T22 - T25	
All engines					7.6218			
ENGINE								
2.0 D	Diesel	110	02/16->	4WZ-FTV				
Engine	Information			S10	T10	T20 - T23	T22 - T25	
All engines					7.6217			
ENGINE								
2.0 D	Diesel	120	06/13-03/16	4WZ-FHV				
Engine	Information			S10	T10	T20 - T23	T22 - T25	
All engines				7.0130	7.6217			
ENGINE								
2.0 D	Diesel	90	02/16->	4WZ-FTV				
Engine	Information			S10	T10	T20 - T23	T22 - T25	
All engines					7.6217			
ENGINE								
2.0 D	Diesel	94	06/13-03/16	4WZ-FTV				
Engine	Information			S10	T10	T20 - T23	T22 - T25	
All engines				7.0130	7.6217			
ENGINE								
2.0 D4d	Diesel	90	02/16->	4WZ-FTV				
Engine	Information			S10	T10	T20 - T23	T22 - T25	
All engines					7.6217			

S10	OIL PRESSURE WARNING LIGHT SWITCH	T10	REVERSING LIGHT SWITCH	T20	BRAKE LIGHT SWITCH
T22	SWITCH CLUTCH CONTROL (CRUISE CONTROL)	T23	SWITCH BRAKE ACTUATION (ENGINE TIMING)	T25	SWITCH CLUTCH CONTROL (ENGINE CONTROL)

Vehicle	alim.	kW	Date	Engine				
					S10	T10	T20 - T23	T22 - T25

PROACE VERSO

1.6 D	Diesel	70	02/16->	ENGINE
				3WZ-TV

Engine	Information	S10	T10	T20 - T23	T22 - T25
All engines			7.6218		

1.6 D	Diesel	85	02/16->	ENGINE
				3WZ-HV

Engine	Information	S10	T10	T20 - T23	T22 - T25
All engines			7.6217		

2.0 D	Diesel	110	02/16->	ENGINE
				4WZ-FTV

Engine	Information	S10	T10	T20 - T23	T22 - T25
All engines			7.6217		

RACTIS

1.3 VVTi [ExtraEU]	Petrol	70	07/10-04/14	ENGINE
				1NR-FE

Engine	Information	S10	T10	T20 - T23	T22 - T25
All engines	COL:black, spanner size 24, switch press. 0.2 bar, TOKAI RIKA	7.0114			
All engines				7.1212	T20

1.5 VVTi [ExtraEU]	Petrol	80	07/11->	ENGINE
				1NZ-FE

Engine	Information	S10	T10	T20 - T23	T22 - T25
All engines	COL:black, spanner size 24, switch press. 0.2 bar, TOKAI RIKA	7.0114			
All engines				7.1254	T20

RAV 4 I

2.0	Petrol	99	06/97-09/99	ENGINE
				3S-FE

Engine	Information	S10	T10	T20 - T23	T22 - T25
All engines		7.0114	7.6111	7.1089	T20

2.0 4WD	Petrol	94	12/97-06/00	ENGINE
				3S-FE

Engine	Information	S10	T10	T20 - T23	T22 - T25
All engines		7.0114	7.6111	7.1089	T20

2.0 4WD	Petrol	95	06/94-06/00	ENGINE
				3S-FE

Engine	Information	S10	T10	T20 - T23	T22 - T25
All engines		7.0114	7.6111	7.1089	T20

2.0 4WD	Petrol	99	01/94-09/99	ENGINE
				3S-FE

Engine	Information	S10	T10	T20 - T23	T22 - T25
All engines		7.0114	7.6111	7.1089	T20

RAV 4 II

1.8	Petrol	92	08/00-11/05	ENGINE
				1ZZ-FE



Engine	Information	S10	T10	T20 - T23	T22 - T25
All engines	COL:black, spanner size 24, switch press. 0.2 bar, TOKAI RIKA	7.0114			
All engines	spanner size 27, thread M18x1.5		7.6111		
All engines	MATSUSHITA			7.1089	T20

2.0 4WD	Petrol	110	05/00-11/05	ENGINE
				1AZ-FE

Engine	Information	S10	T10	T20 - T23	T22 - T25
All engines	COL:black, spanner size 24, switch press. 0.2 bar, TOKAI RIKA	7.0114			
All engines	spanner size 27, thread M18x1.5		7.6111		
All engines	-> 01/07/03, MATSUSHITA			7.1089	T20
All engines	01/08/03 ->, MATSUSHITA, spanner size 14, thread M10x1.25			7.1090	T20
All engines	no specific info conc. application available				7.1257, 7.1258 T22
All engines	+cruise control				7.1259 T22

S10 OIL PRESSURE WARNING LIGHT SWITCH	T10 REVERSING LIGHT SWITCH	T20 BRAKE LIGHT SWITCH
T22 SWITCH CLUTCH CONTROL (CRUISE CONTROL)	T23 SWITCH BRAKE ACTUATION (ENGINE TIMING)	T25 SWITCH CLUTCH CONTROL (ENGINE CONTROL)

FUNCTIONS ON THE VEHICLE

Vehicle	alim.	kW	Date	Engine	 S10	 T10	 T20 - T23	 T22 - T25
---------	-------	----	------	--------	---	---	--	---

ENGINE				
2.0 D 4WD	Diesel	85	05/01-11/05	1CD-FTV

Engine	Information	S10	T10	T20 - T23	T22 - T25
All engines	COL:black, spanner size 24, switch press. 0.2 bar, TOKAI RIKA	7.0114			
All engines	spanner size 27, thread M18x1.5		7.6111		
All engines	MATSUSHITA, spanner size 14, thread M10x1.25			7.1090 T20	
All engines					7.1258 T22

ENGINE				
2.0 VVTi [ExtraEU]	Petrol	107	12/12->	3ZR-FE

Engine	Information	S10	T10	T20 - T23	T22 - T25
All engines	COL:black, spanner size 24, switch press. 0.2 bar, TOKAI RIKA	7.0114			
All engines				7.1212 T20	

ENGINE				
2.2 D4d	Diesel	130	12/12->	2AD-FHV

Engine	Information	S10	T10	T20 - T23	T22 - T25
All engines	COL:black, spanner size 24, switch press. 0.2 bar, TOKAI RIKA	7.0114			
All engines	spanner size 27, thread M18x1.5		7.6111		
All engines				7.1212 T20	7.1257, 7.1258 T22, T25

ENGINE				
2.4 4WD	Petrol	112	08/03-11/05	2AZ-FE

Engine	Information	S10	T10	T20 - T23	T22 - T25
All engines		7.0114	7.6111	7.1090 T20	
All engines	no specific info conc. application available				7.1257 T22
All engines	+cruise control				7.1259 T22

ENGINE				
2.4 VVTi [ExtraEU]	Petrol	112	08/00-11/05	2AZ-FE

Engine	Information	S10	T10	T20 - T23	T22 - T25
All engines	COL:black, spanner size 24, switch press. 0.2 bar, TOKAI RIKA	7.0114			
All engines	spanner size 27, thread M18x1.5		7.6111		
All engines	MATSUSHITA, spanner size 14, thread M10x1.25			7.1090 T20	

RAV 4 III

ENGINE				
2.0	Petrol	109	03/09-06/13	3ZR-FAE

Engine	Information	S10	T10	T20 - T23	T22 - T25
All engines	COL:black, spanner size 24, switch press. 0.2 bar, TOKAI RIKA	7.0114			
All engines	spanner size 27, thread M18x1.5		7.6111		
All engines				7.1254 T20	7.1257 T22

ENGINE				
2.0	Petrol	116	12/08-06/13	3ZR-FAE

Engine	Information	S10	T10	T20 - T23	T22 - T25
All engines	COL:black, spanner size 24, switch press. 0.2 bar, TOKAI RIKA	7.0114			
All engines	spanner size 27, thread M18x1.5		7.6111		
All engines				7.1254 T20	7.1257 T22
All engines	+cruise control, 01/12/09 ->				7.1258 T22
All engines	+cruise control, -> 30/11/09				7.1259 T22

ENGINE				
2.0 4WD	Petrol	109	03/09-06/13	3ZR-FAE

Engine	Information	S10	T10	T20 - T23	T22 - T25
All engines	COL:black, spanner size 24, switch press. 0.2 bar, TOKAI RIKA	7.0114			
All engines	spanner size 27, thread M18x1.5		7.6111		
All engines				7.1254 T20	7.1257 T22

ENGINE				
2.0 4WD	Petrol	112	02/06-06/13	1AZ-FE

Engine	Information	S10	T10	T20 - T23	T22 - T25
All engines	COL:black, spanner size 24, switch press. 0.2 bar, TOKAI RIKA	7.0114			
All engines	spanner size 27, thread M18x1.5		7.6111		
All engines	-> 01/08/08			7.1212 T20	
All engines	01/09/08 ->			7.1254 T20	
All engines					7.1257 T22

S10 OIL PRESSURE WARNING LIGHT SWITCH	T10 REVERSING LIGHT SWITCH	T20 BRAKE LIGHT SWITCH
T22 SWITCH CLUTCH CONTROL (CRUISE CONTROL)	T23 SWITCH BRAKE ACTUATION (ENGINE TIMING)	T25 SWITCH CLUTCH CONTROL (ENGINE CONTROL)

FUNCTIONS ON THE VEHICLE

Vehicle	alim.	kW	Date	Engine	 S10	 T10	 T20 - T23	 T22 - T25
---------	-------	----	------	--------	---	---	--	---

ENGINE				
2.0 4WD	Petrol	112	02/06-06/13	1AZ-FE

Engine	Information	S10	T10	T20 - T23	T22 - T25
All engines	+cruise control, 01/12/09 ->				7.1258 T22
All engines	+cruise control, -> 30/11/09				7.1259 T22

ENGINE				
2.0 4WD	Petrol	116	12/08-06/13	3ZR-FAE

Engine	Information	S10	T10	T20 - T23	T22 - T25
All engines	COL:black, spanner size 24, switch press. 0.2 bar, TOKAI RIKAI	7.0114			
All engines	spanner size 27, thread M18x1.5		7.6111		
All engines				7.1254 T20	7.1257 T22
All engines	+cruise control, 01/12/09 ->				7.1258 T22
All engines	+cruise control, -> 30/11/09				7.1259 T22

ENGINE				
2.0 VVT-i [CHN]	Petrol	112	03/09->	1AZ-FE

Engine	Information	S10	T10	T20 - T23	T22 - T25
All engines		7.0114	7.6111		
All engines	-> 15/02/13			7.1254 T20	
All engines	15/03/10 ->, 15/08/11 ->, ACA32, ACA37				7.1258 T22
All engines	-> 15/03/10, ACA37				7.1259 T22

ENGINE				
2.2 D	Diesel	110	12/08-06/13	2AD-FHV, 2AD-FTV

Engine	Information	S10	T10	T20 - T23	T22 - T25
All engines	COL:black, spanner size 24, switch press. 0.2 bar, TOKAI RIKAI	7.0114			
All engines	spanner size 27, thread M18x1.5		7.6111		
All engines				7.1254 T20	
Eng. 2AD-FHV	no specific info conc. application available				7.1257 T22
All engines	no specific info conc. application available				7.1258 T22

ENGINE				
2.2 D 4WD	Diesel	100	02/06-12/12	2AD-FTV

Engine	Information	S10	T10	T20 - T23	T22 - T25
All engines	COL:black, spanner size 24, switch press. 0.2 bar, TOKAI RIKAI	7.0114			
All engines	spanner size 27, thread M18x1.5		7.6111		
All engines	-> 01/08/08			7.1212 T20	
All engines	01/09/08 ->			7.1254 T20	
All engines					7.1258 T22

ENGINE				
2.2 D 4WD	Diesel	110	12/08-06/13	2AD-FHV, 2AD-FTV

Engine	Information	S10	T10	T20 - T23	T22 - T25
All engines	COL:black, spanner size 24, switch press. 0.2 bar, TOKAI RIKAI	7.0114			
All engines	spanner size 27, thread M18x1.5		7.6111		
All engines				7.1254 T20	
Eng. 2AD-FHV	no specific info conc. application available				7.1257 T22
All engines	no specific info conc. application available				7.1258 T22

ENGINE				
2.2 D 4WD	Diesel	130	02/06-06/13	2AD-FHV

Engine	Information	S10	T10	T20 - T23	T22 - T25
All engines	COL:black, spanner size 24, switch press. 0.2 bar, TOKAI RIKAI	7.0114			
All engines	spanner size 27, thread M18x1.5		7.6111		
All engines	-> 01/08/08			7.1212 T20	
All engines	01/09/08 ->			7.1254 T20	
All engines					7.1258 T22

ENGINE				
2.2 D 4WD	Diesel	98	11/05-12/10	2AD-FTV

Engine	Information	S10	T10	T20 - T23	T22 - T25
All engines	COL:black, spanner size 24, switch press. 0.2 bar, TOKAI RIKAI	7.0114			
All engines	spanner size 27, thread M18x1.5		7.6111		
All engines	-> 01/08/08			7.1212 T20	
All engines	01/09/08 ->			7.1254 T20	
All engines					7.1258 T22

S10 OIL PRESSURE WARNING LIGHT SWITCH	T10 REVERSING LIGHT SWITCH	T20 BRAKE LIGHT SWITCH
T22 SWITCH CLUTCH CONTROL (CRUISE CONTROL)	T23 SWITCH BRAKE ACTUATION (ENGINE TIMING)	T25 SWITCH CLUTCH CONTROL (ENGINE CONTROL)

FUNCTIONS ON THE VEHICLE

Vehicle	alim.	kW	Date	Engine	 S10	 T10	 T20 - T23	 T22 - T25
---------	-------	----	------	--------	---	---	--	---

				ENGINE
2.4	Petrol	125	11/05-06/13	2AZ-FE

Engine	Information	S10	T10	T20 - T23	T22 - T25
All engines	COL:black, spanner size 24, switch press. 0.2 bar, TOKAI RIKA	7.0114			
All engines	spanner size 27, thread M18x1.5		7.6111		
All engines	-> 01/08/08			7.1212 T20	
All engines	01/09/08 ->			7.1254 T20	
All engines	01/12/09 ->, FOR:(AUS)				7.1258 T22
All engines	-> 30/11/09, FOR:(AUS)				7.1259 T22

				ENGINE
2.4 4WD	Petrol	125	11/05-06/13	2AZ-FE

Engine	Information	S10	T10	T20 - T23	T22 - T25
All engines	COL:black, spanner size 24, switch press. 0.2 bar, TOKAI RIKA	7.0114			
All engines	spanner size 27, thread M18x1.5		7.6111		
All engines	-> 01/08/08			7.1212 T20	
All engines	01/09/08 ->			7.1254 T20	
All engines	01/12/09 ->, FOR:(AUS)				7.1258 T22
All engines	-> 30/11/09, FOR:(AUS)				7.1259 T22

				ENGINE
2.4 VVTi [CHN]	Petrol	125	03/09->	2AR-FE

Engine	Information	S10	T10	T20 - T23	T22 - T25
All engines		7.0114	7.6111		
All engines	-> 15/02/13			7.1254 T20	
All engines	no specific info conc. application available				7.1257, 7.1258 T22

				ENGINE
2.5	Petrol	133	12/08->	2AR-FE

Engine	Information	S10	T10	T20 - T23	T22 - T25
All engines		7.0114		7.1254 T20	

				ENGINE
3.5 4WD	Petrol	201	11/05-12/12	2GR-FE

Engine	Information	S10	T10	T20 - T23	T22 - T25
All engines		7.0114			
All engines	-> 15/08/08			7.1212 T20	
All engines	15/08/08 ->			7.1254 T20	

				ENGINE
3.5 4WD	Petrol	206	08/07->	2GR-FE

Engine	Information	S10	T10	T20 - T23	T22 - T25
All engines		7.0114			
All engines	-> 15/08/08			7.1212 T20	
All engines	15/08/08 ->			7.1254 T20	

RAV 4 IV

				ENGINE
2.0	Petrol	105	12/12->	3ZR-FE

Engine	Information	S10	T10	T20 - T23	T22 - T25
All engines	COL:black, spanner size 24, switch press. 0.2 bar, TOKAI RIKA	7.0114			
All engines	spanner size 27, thread M18x1.5		7.6111		
All engines					7.1257, 7.1258 T22, T25

				ENGINE
2.0	Petrol	107	12/12->	3ZR-FE

Engine	Information	S10	T10	T20 - T23	T22 - T25
All engines	COL:black, spanner size 24, switch press. 0.2 bar, TOKAI RIKA, YAZAKI	7.0114			
All engines	spanner size 27, thread M18x1.5		7.6111		
All engines				7.1212 T20	7.1258 T22

				ENGINE
2.0 4WD	Petrol	111	12/12->	3ZR-FAE

Engine	Information	S10	T10	T20 - T23	T22 - T25
All engines	COL:black, spanner size 24, switch press. 0.2 bar, TOKAI RIKA	7.0114			
All engines	spanner size 27, thread M18x1.5		7.6111		
All engines				7.1212 T20	7.1258 T22

S10 OIL PRESSURE WARNING LIGHT SWITCH	T10 REVERSING LIGHT SWITCH	T20 BRAKE LIGHT SWITCH
T22 SWITCH CLUTCH CONTROL (CRUISE CONTROL)	T23 SWITCH BRAKE ACTUATION (ENGINE TIMING)	T25 SWITCH CLUTCH CONTROL (ENGINE CONTROL)

FUNCTIONS ON THE VEHICLE

Vehicle	alim.	kW	Date	Engine	 S10	 T10	 T20 - T23	 T22 - T25
---------	-------	----	------	--------	---	---	--	---

ENGINE				
2.0 4WD	Petrol	112	04/15->	3ZR-FAE

Engine	Information	S10	T10	T20 - T23	T22 - T25
All engines	COL:black, spanner size 24, switch press. 0.2 bar, TOKAI RIKAI, YAZAKI	7.0114			
All engines	spanner size 27, thread M18x1.5		7.6111		
All engines	-> 01/09/15			7.1212 T20	
All engines					7.1257, 7.1258 T22, T25

ENGINE				
2.0 D	Diesel	105	10/15->	2WW

Engine	Information	S10	T10	T20 - T23	T22 - T25
All engines		7.0071			7.1257, 7.1258 T22, T25
All engines	spanner size 27, thread M18x1.5		7.6111		

ENGINE				
2.0 D	Diesel	91	12/12->	1AD-FTV

Engine	Information	S10	T10	T20 - T23	T22 - T25
All engines	spanner size 27, thread M18x1.5		7.6111		
All engines				7.1212 T20	7.1258 T22

ENGINE				
2.0 D 4WD	Diesel	91	01/13->	1AD-FTV

Engine	Information	S10	T10	T20 - T23	T22 - T25
All engines	spanner size 27, thread M18x1.5		7.6111		
All engines				7.1212 T20	7.1257, 7.1258 T22, T25

ENGINE				
2.2 D 4WD	Diesel	110	12/12->	2AD-FHV, 2AD-FTV

Engine	Information	S10	T10	T20 - T23	T22 - T25
All engines	COL:black, spanner size 24, switch press. 0.2 bar, TOKAI RIKAI	7.0114			
All engines	spanner size 27, thread M18x1.5		7.6111		
All engines				7.1212 T20	
Eng. 2AD-FHV	no specific info conc. application available				7.1257 T22
All engines	no specific info conc. application available				7.1258 T22

ENGINE				
2.5 4WD	Petrol	131	12/12->	2AR-FE

Engine	Information	S10	T10	T20 - T23	T22 - T25
All engines		7.0114	7.6111	7.1212 T20	

ENGINE				
2.5 4WD	Petrol	132	12/12->	2AR-FE

Engine	Information	S10	T10	T20 - T23	T22 - T25
All engines	COL:black, spanner size 24, switch press. 0.2 bar, TOKAI RIKAI	7.0114			
All engines				7.1212 T20	

ENGINE				
2.5 Hybrid	Petrol/ Electro	114	10/15->	2AR-FXE

Engine	Information	S10	T10	T20 - T23	T22 - T25
All engines	COL:black, spanner size 24, switch press. 0.2 bar, TOKAI RIKAI	7.0114			

ENGINE				
2.5 Hybrid	Petrol/ Electro	145	11/15->	2AR-FXE

Engine	Information	S10	T10	T20 - T23	T22 - T25
All engines	COL:black, spanner size 24, switch press. 0.2 bar, TOKAI RIKAI	7.0114			

ENGINE				
2.5 Hybrid 4WD	Petrol/ Electro	114	10/15->	2AR-FXE

Engine	Information	S10	T10	T20 - T23	T22 - T25
All engines	COL:black, spanner size 24, switch press. 0.2 bar, TOKAI RIKAI	7.0114			

SIENNA

ENGINE				
2.7 VVTi [ExtraEU]	Petrol	140	09/10-12/13	1AR-FE

Engine	Information	S10	T10	T20 - T23	T22 - T25
All engines	COL:black, spanner size 24, switch press. 0.2 bar, TOKAI RIKAI	7.0114			

S10	OIL PRESSURE WARNING LIGHT SWITCH	T10	REVERSING LIGHT SWITCH	T20	BRAKE LIGHT SWITCH
T22	SWITCH CLUTCH CONTROL (CRUISE CONTROL)	T23	SWITCH BRAKE ACTUATION (ENGINE TIMING)	T25	SWITCH CLUTCH CONTROL (ENGINE CONTROL)

FUNCTIONS ON THE VEHICLE

Vehicle	alim.	kW	Date	Engine				
					S10	T10	T20 - T23	T22 - T25

SIENNA

ENGINE
2.7 VVTi [ExtraEU] Petrol 140 09/10-12/13 1AR-FE

Engine	Information	S10	T10	T20 - T23	T22 - T25
All engines				7.1254 T20	

ENGINE
3.0 Petrol 143 08/97-12/02 1MZ-FE

Engine	Information	S10	T10	T20 - T23	T22 - T25
All engines		7.0114			
All engines	pole nr. 2			7.1089 T20	

ENGINE
3.5 Petrol 198 01/10-> 2GR-FE

Engine	Information	S10	T10	T20 - T23	T22 - T25
All engines	COL:black, spanner size 24, switch press. 0.2 bar, TOKAI RIKA	7.0114			
All engines	01/09/14 ->			7.1212 T20	
All engines	-> 01/08/14			7.1254 T20	

ENGINE
3.5 4WD Petrol 198 01/10-> 2GR-FE

Engine	Information	S10	T10	T20 - T23	T22 - T25
All engines	COL:black, spanner size 24, switch press. 0.2 bar, TOKAI RIKA	7.0114			
All engines	01/10/14 ->			7.1212 T20	
All engines	-> 01/09/14			7.1254 T20	

ENGINE
3.5 VVTi [ExtraEU] Petrol 196 02/10-> 2GR-FE

Engine	Information	S10	T10	T20 - T23	T22 - T25
All engines	COL:black, spanner size 24, switch press. 0.2 bar, TOKAI RIKA	7.0114			
All engines	01/10/14 ->			7.1212 T20	
All engines	-> 01/09/14			7.1254 T20	

STARLET

ENGINE
1.0 Petrol 40 12/89-12/92 1E

Engine	Information	S10	T10	T20 - T23	T22 - T25
All engines		7.0035	7.6111		
All engines	-> 01/01/92			7.1017 T20	
All engines	01/01/92 ->			7.1089 T20	

ENGINE
1.3 Petrol 55 01/96-10/99 2E, 4E-FE

Engine	Information	S10	T10	T20 - T23	T22 - T25
All engines	COL:black, spanner size 24, switch press. 0.2 bar, TOKAI RIKA	7.0114			
All engines	spanner size 27, thread M18x1.5		7.6111		
All engines	MATSUSHITA			7.1089 T20	

ENGINE
1.3 Petrol 63 01/96-07/99 4E-FE

Engine	Information	S10	T10	T20 - T23	T22 - T25
All engines		7.0114	7.6111	7.1089 T20	

ENGINE
1.3 12V Petrol 55 12/89-12/92 2E, 2E-E

Engine	Information	S10	T10	T20 - T23	T22 - T25
All engines	COL:red	7.0035			
All engines	COL:grey	7.0114			
All engines			7.6111		
All engines	-> 01/01/92			7.1017 T20	
All engines	01/01/92 ->			7.1089 T20	

ENGINE
1.3 12V Cat Petrol 55 12/89-03/96 2E-E

Engine	Information	S10	T10	T20 - T23	T22 - T25
All engines	COL:red	7.0035			
All engines	COL:grey	7.0114			
All engines			7.6111		
All engines	-> 01/01/92			7.1017 T20	
All engines	01/01/92 ->			7.1089 T20	

S10 OIL PRESSURE WARNING LIGHT SWITCH	T10 REVERSING LIGHT SWITCH	T20 BRAKE LIGHT SWITCH
T22 SWITCH CLUTCH CONTROL (CRUISE CONTROL)	T23 SWITCH BRAKE ACTUATION (ENGINE TIMING)	T25 SWITCH CLUTCH CONTROL (ENGINE CONTROL)

FUNCTIONS ON THE VEHICLE

Vehicle	alim.	kW	Date	Engine	 S10	 T10	 T20 - T23	 T22 - T25
---------	-------	----	------	--------	---	---	--	---

				ENGINE
1.3 XL	Petrol	52	12/89-12/91	2E

Engine	Information	S10	T10	T20 - T23	T22 - T25
All engines		7.0035	7.6111	7.1017 T20	

				ENGINE
1.5 D	Diesel	40	12/89-03/96	1N

Engine	Information	S10	T10	T20 - T23	T22 - T25
All engines		7.0017	7.6111		
All engines	-> 01/01/92			7.1017 T20	
All engines	01/01/92 ->			7.1089 T20	

STOUT

				ENGINE
2.2	Petrol	69	04/88-02/00	4Y

Engine	Information	S10	T10	T20 - T23	T22 - T25
All engines		7.0017	7.6087	7.1022 T20	

SUPRA

				ENGINE
3.0 24V	Petrol	150	01/86-08/88	7M-GE

Engine	Information	S10	T10	T20 - T23	T22 - T25
All engines	see connection type		7.6087		
All engines				7.1053 T20	

				ENGINE
3.0 24V	Petrol	155	08/88-05/93	7M-GE

Engine	Information	S10	T10	T20 - T23	T22 - T25
All engines	see connection type		7.6162		
All engines				7.1053 T20	

				ENGINE
3.0 24V [NATO]	Petrol	165	05/93-08/98	2JZ-GE

Engine	Information	S10	T10	T20 - T23	T22 - T25
All engines		7.0114		7.1090 T20	
All engines	see connection type		7.6162, 7.6197		

				ENGINE
3.0 i	Petrol	168	05/93-07/02	2JZ-GE

Engine	Information	S10	T10	T20 - T23	T22 - T25
All engines		7.0114		7.1090 T20	
All engines	see connection type		7.6162, 7.6197		

				ENGINE
3.0 i Bi-Turbo	Petrol	240	03/94-07/02	2JZ-GTE

Engine	Information	S10	T10	T20 - T23	T22 - T25
All engines		7.0114		7.1090 T20	
All engines	+manual transmission		7.6162		
All engines	man 6 speed		7.6197		

				ENGINE
3.0 i Bi-Turbo	Petrol	243	05/93-07/02	2JZ-GTE

Engine	Information	S10	T10	T20 - T23	T22 - T25
All engines		7.0114		7.1090 T20	
All engines	+manual transmission		7.6162		
All engines	man 6 speed		7.6197		

				ENGINE
3.0 Turbo	Petrol	173	09/87-04/93	7M-GTE

Engine	Information	S10	T10	T20 - T23	T22 - T25
All engines			7.6162	7.1053 T20	

				ENGINE
3.0 Turbo	Petrol	175	08/88-05/93	7M-GTE

Engine	Information	S10	T10	T20 - T23	T22 - T25
All engines			7.6162	7.1053 T20	

T100

				ENGINE
3.0 i [USA]	Petrol	105	08/92-08/94	3VZE

Engine	Information	S10	T10	T20 - T23	T22 - T25
All engines		7.0114	7.6111		

S10	OIL PRESSURE WARNING LIGHT SWITCH	T10	REVERSING LIGHT SWITCH	T20	BRAKE LIGHT SWITCH
T22	SWITCH CLUTCH CONTROL (CRUISE CONTROL)	T23	SWITCH BRAKE ACTUATION (ENGINE TIMING)	T25	SWITCH CLUTCH CONTROL (ENGINE CONTROL)

Vehicle	alim.	kW	Date	Engine	FUNCTIONS ON THE VEHICLE			
					S10	T10	T20 - T23	T22 - T25

T100

3.0 i [USA]	Petrol	105	08/92-08/94	ENGINE
				3VZE

Engine	Information	S10	T10	T20 - T23	T22 - T25
All engines	-cruise control			7.1089 T20	
All engines	+cruise control			7.1090 T20	

TARAGO MPV / SPACE

2.0 TDi	Diesel	85	10/03-12/05	ENGINE
				1CD-FTV

Engine	Information	S10	T10	T20 - T23	T22 - T25
All engines		7.0114	7.6111		7.1259 T22
All engines	-> 01/04/03, pole nr. 2			7.1089 T20	
All engines	-> 01/04/03, pole nr. 4			7.1090 T20	
All engines	01/04/03 ->			7.1212 T20	

2.4 VVTi	Petrol	115	02/00-12/05	ENGINE
				2AZ-FE

Engine	Information	S10	T10	T20 - T23	T22 - T25
All engines	COL:red	7.0035			
All engines	COL:grey	7.0114			
All engines			7.6111		7.1259 T22
All engines	-> 01/04/03, pole nr. 2			7.1089 T20	
All engines	-> 01/04/03, pole nr. 4			7.1090 T20	
All engines	01/04/03 ->, COL:white			7.1212 T20	
All engines	01/04/03 ->, COL:green			7.1254 T20	

TERCEL

1.5	Petrol	52	08/83-05/85	ENGINE
				3A-C

Engine	Information	S10	T10	T20 - T23	T22 - T25
All engines		7.0035		7.1017 T20	

1.5	Petrol	69	09/94-07/99	ENGINE
				5E-FE

Engine	Information	S10	T10	T20 - T23	T22 - T25
All engines		7.0114	7.6111	7.1089 T20	

1.5	Petrol	70	09/94-09/99	ENGINE
				5E-FE

Engine	Information	S10	T10	T20 - T23	T22 - T25
All engines		7.0114	7.6111	7.1089 T20	

1.5 4WD	Petrol	50	09/82-01/88	ENGINE
				3A-C

Engine	Information	S10	T10	T20 - T23	T22 - T25
All engines		7.0035		7.1017 T20	

1.5 4WD	Petrol	70	09/94-09/99	ENGINE
				5E-FE

Engine	Information	S10	T10	T20 - T23	T22 - T25
All engines		7.0114	7.6111	7.1089 T20	

1.5 i [USA]	Petrol	0	01/89->	ENGINE
				3EE

Engine	Information	S10	T10	T20 - T23	T22 - T25
All engines	-> 31/12/92	7.0035			
All engines	01/01/93 ->	7.0114			
All engines	without cable		7.6111		
All engines	-> 31/12/90, pole nr. 2			7.1017 T20	
All engines	pole nr. 4			7.1053 T20	
All engines	01/01/91 ->, pole nr. 2			7.1089 T20	




TOYOACE

3.0 D	Diesel	65	08/01-06/11	ENGINE
				5L

Engine	Information	S10	T10	T20 - T23	T22 - T25
All engines		7.0016			
All engines	spanner size 27, thread M18x1.5		7.6111		

S10	OIL PRESSURE WARNING LIGHT SWITCH	T10	REVERSING LIGHT SWITCH	T20	BRAKE LIGHT SWITCH
T22	SWITCH CLUTCH CONTROL (CRUISE CONTROL)	T23	SWITCH BRAKE ACTUATION (ENGINE TIMING)	T25	SWITCH CLUTCH CONTROL (ENGINE CONTROL)

FUNCTIONS ON THE VEHICLE

Vehicle	alim.	kW	Date	Engine	 S10	 T10	 T20 - T23	 T22 - T25
---------	-------	----	------	--------	---	---	--	---

TRUCK

				ENGINE
2.4 i [USA]	Petrol	0	01/88->	22R, 22RE

Engine	Information	S10	T10	T20 - T23	T22 - T25
All engines	COL:red	7.0017			
Eng. 22RE	COL:black	7.0114			
All engines			7.6111		
All engines	-> 01/12/90, -cruise control			7.1017	T20
All engines	+cruise control, -> 01/12/90			7.1053	T20
All engines	01/12/90 ->, -cruise control			7.1089	T20
All engines	+cruise control, 01/12/90 ->			7.1090	T20

				ENGINE
3.0 i [USA]	Petrol	0	01/88->	3VZ-E

Engine	Information	S10	T10	T20 - T23	T22 - T25
All engines	press. 0, 40 bar	7.0017			
All engines	-> 01/12/92	7.0035			
All engines	01/12/92 ->	7.0114			
All engines			7.6111		
All engines	-> 31/12/90, -cruise control			7.1017	T20
All engines	+cruise control, -> 31/12/90			7.1053	T20
All engines	01/01/91 ->, -cruise control			7.1089	T20
All engines	+cruise control, 01/01/91 ->			7.1090	T20

URBAN CRUISER

				ENGINE
1.33	Petrol	73	01/09->	1NR-FE

Engine	Information	S10	T10	T20 - T23	T22 - T25
All engines	COL:black, spanner size 24, switch press. 0.2 bar, TOKAI RIKA	7.0114			
All engines	spanner size 27, thread M18x1.5		7.6111		
All engines				7.1212	T20, T22, T25

				ENGINE
1.33	Petrol	74	04/09->	1NR-FE

Engine	Information	S10	T10	T20 - T23	T22 - T25
All engines	COL:black, spanner size 24, switch press. 0.2 bar, TOKAI RIKA	7.0114			
All engines	spanner size 27, thread M18x1.5		7.6111		
All engines				7.1212	T20, T22, T25

				ENGINE
1.4 D-4D	Diesel	66	01/09-04/14	1ND-TV

Engine	Information	S10	T10	T20 - T23	T22 - T25
All engines	COL:black, DENSO, spanner size 24, switch press. 0.2 bar, TOKAI RIKA	7.0114			
All engines	spanner size 27, thread M18x1.5		7.6111		
All engines				7.1212	T20, T22, T25

				ENGINE
1.4 D-4D 4WD	Diesel	66	01/09-04/14	1ND-TV

Engine	Information	S10	T10	T20 - T23	T22 - T25
All engines	COL:black, DENSO, spanner size 24, switch press. 0.2 bar, TOKAI RIKA	7.0114			
All engines	spanner size 27, thread M18x1.5		7.6111		
All engines				7.1212	T20, T22, T25

VELLFIRE

				ENGINE
3.5	Petrol	202	04/08-12/14	2GR-FE




Engine	Information	S10	T10	T20 - T23	T22 - T25
All engines	COL:black, spanner size 24, switch press. 0.2 bar, TOKAI RIKA	7.0114			
All engines				7.1254	T20

VENZA

				ENGINE
2.7	Petrol	136	11/08->	1AR-FE

Engine	Information	S10	T10	T20 - T23	T22 - T25
All engines	COL:black, spanner size 24, switch press. 0.2 bar, TOKAI RIKA	7.0114			
All engines	-> 01/10/12			7.1212	T20

S10 OIL PRESSURE WARNING LIGHT SWITCH	T10 REVERSING LIGHT SWITCH	T20 BRAKE LIGHT SWITCH
T22 SWITCH CLUTCH CONTROL (CRUISE CONTROL)	T23 SWITCH BRAKE ACTUATION (ENGINE TIMING)	T25 SWITCH CLUTCH CONTROL (ENGINE CONTROL)

				FUNCTIONS ON THE VEHICLE				
Vehicle	alim.	kW	Date	Engine	 S10	 T10	 T20 - T23	 T22 - T25
				ENGINE				
2.7 4WD	Petrol	136	11/08->	1AR-FE				
Engine	Information			S10	T10	T20 - T23	T22 - T25	
All engines	COL:black, spanner size 24, switch press. 0.2 bar, TOKAI RIKA			7.0114				
All engines						7.1212 T20		
				ENGINE				
2.7 VVTi [ExtraEU]	Petrol	135	01/12->	1AR-FE				
Engine	Information			S10	T10	T20 - T23	T22 - T25	
All engines	COL:black, spanner size 24, switch press. 0.2 bar, TOKAI RIKA			7.0114				
				ENGINE				
3.5	Petrol	200	11/08->	2GR-FE				
Engine	Information			S10	T10	T20 - T23	T22 - T25	
All engines	COL:black, spanner size 24, switch press. 0.2 bar, TOKAI RIKA			7.0114				
All engines						7.1212 T20		
				ENGINE				
3.5 4WD	Petrol	200	11/08->	2GR-FE				
Engine	Information			S10	T10	T20 - T23	T22 - T25	
All engines	COL:black, spanner size 24, switch press. 0.2 bar, TOKAI RIKA			7.0114				
All engines						7.1212 T20		
VERSO								
				ENGINE				
1.6	Petrol	97	04/09->	1ZR-FAE				
Engine	Information			S10	T10	T20 - T23	T22 - T25	
All engines	COL:black, spanner size 24, switch press. 0.2 bar, TOKAI RIKA			7.0114				
All engines	spanner size 27, thread M18x1.5				7.6111			
All engines						7.1254 T20	7.1257	T22, T25
				ENGINE				
1.6 D4-D	Diesel	82	11/13->	1WW				
Engine	Information			S10	T10	T20 - T23	T22 - T25	
All engines				7.0071			7.1257	T22
All engines	spanner size 27, thread M18x1.5				7.6111			
				ENGINE				
1.6 VVTi	Petrol	81	04/09->	1ZR-FAE				
Engine	Information			S10	T10	T20 - T23	T22 - T25	
All engines	COL:black, spanner size 24, switch press. 0.2 bar, TOKAI RIKA			7.0114				
All engines	spanner size 27, thread M18x1.5				7.6111			
All engines	-> 01/11/12					7.1254 T20		
All engines							7.1257	T22
				ENGINE				
1.8	Petrol	108	04/09->	2ZR-FAE				
Engine	Information			S10	T10	T20 - T23	T22 - T25	
All engines	COL:black, DENSO, spanner size 24, switch press. 0.2 bar, TOKAI RIKA			7.0114				
All engines	spanner size 27, thread M18x1.5				7.6111			
All engines						7.1254 T20	7.1257	T22, T25
				ENGINE				
2.0 D-4D	Diesel	91	11/12->	1AD-FTV				
Engine	Information			S10	T10	T20 - T23	T22 - T25	
All engines	COL:black, DENSO, spanner size 24, switch press. 0.2 bar, TOKAI RIKA			7.0114				
All engines	spanner size 27, thread M18x1.5				7.6111			
All engines							7.1257	T22, T25
				ENGINE				
2.0 D-4D	Diesel	93	04/09->	1AD-FTV				
Engine	Information			S10	T10	T20 - T23	T22 - T25	
All engines	COL:black, DENSO, spanner size 24, switch press. 0.2 bar, TOKAI RIKA			7.0114				
All engines	spanner size 27, thread M18x1.5				7.6111			
All engines						7.1254 T20	7.1257	T22, T25

S10 OIL PRESSURE WARNING LIGHT SWITCH	T10 REVERSING LIGHT SWITCH	T20 BRAKE LIGHT SWITCH
T22 SWITCH CLUTCH CONTROL (CRUISE CONTROL)	T23 SWITCH BRAKE ACTUATION (ENGINE TIMING)	T25 SWITCH CLUTCH CONTROL (ENGINE CONTROL)

FUNCTIONS ON THE VEHICLE

Vehicle	alim.	kW	Date	Engine	 S10	 T10	 T20 - T23	 T22 - T25
---------	-------	----	------	--------	---	---	--	---

				ENGINE
2.2 D4d	Diesel	100	04/09->	2AD-FHV

Engine	Information	S10	T10	T20 - T23	T22 - T25
All engines	COL:black, DENSO, spanner size 24, switch press. 0.2 bar, TOKAI RIKA	7.0114			
All engines	spanner size 27, thread M18x1.5		7.6111		
All engines				7.1254 T20	7.1257 T22, T25

				ENGINE
2.2 D-4D	Diesel	110	04/09->	2AD-FHV

Engine	Information	S10	T10	T20 - T23	T22 - T25
All engines	COL:black, DENSO, spanner size 24, switch press. 0.2 bar, TOKAI RIKA	7.0114			
All engines	spanner size 27, thread M18x1.5		7.6111		
All engines				7.1254 T20	7.1257 T22, T25

				ENGINE
2.2 D-CAT	Diesel	130	04/09->	2AD-FHV

Engine	Information	S10	T10	T20 - T23	T22 - T25
All engines	COL:black, DENSO, spanner size 24, switch press. 0.2 bar, TOKAI RIKA	7.0114			
All engines	spanner size 27, thread M18x1.5		7.6111		
All engines				7.1254 T20	7.1257 T22, T25

VERSO S

				ENGINE
1.33	Petrol	70	11/10-10/16	1NR-FE

Engine	Information	S10	T10	T20 - T23	T22 - T25
All engines		7.0114			
All engines	for reverse light		7.6111		
All engines	-> 15/05/14			7.1212 T20	
All engines	no specific info conc. application available				7.1257, 7.1258 T22

				ENGINE
1.33	Petrol	73	11/10-10/16	1NR-FE

Engine	Information	S10	T10	T20 - T23	T22 - T25
All engines	COL:black, spanner size 24, switch press. 0.2 bar, TOKAI RIKA	7.0114			
All engines	spanner size 27, thread M18x1.5		7.6111		
All engines				7.1212 T20	7.1257 T22
All engines	RHD				7.1257 T25
All engines	LHD				7.1258 T25

				ENGINE
1.4 D4-D	Diesel	66	11/10-10/16	1ND-TV

Engine	Information	S10	T10	T20 - T23	T22 - T25
All engines	spanner size 27, thread M18x1.5		7.6111		
All engines	-> 01/05/14			7.1212 T20	
All engines					7.1257, 7.1258 T22, T25

VIOS / YARIS

				ENGINE
1.0	Petrol	52	08/07->	1KR-FE

Engine	Information	S10	T10	T20 - T23	T22 - T25
All engines		7.0114			7.1257 T22
All engines	for reverse light, -transm.type FREE TRONIC		7.6259		
All engines	for reverse light, t.tnr. FREE TRONIC		7.6260		
All engines	t.tnr. FREE TRONIC, with control switch		7.6295		
All engines	see connection type			7.1212, 7.1254 T20	

				ENGINE
1.3	Petrol	63	08/05-04/13	2NZ-FE

Engine	Information	S10	T10	T20 - T23	T22 - T25
All engines	COL:black, spanner size 24, switch press. 0.2 bar, TOKAI RIKA	7.0114			
All engines				7.1212 T20	

				ENGINE
1.3	Petrol	64	09/05-04/14	2NZ-FE, 2SZ-FE

Engine	Information	S10	T10	T20 - T23	T22 - T25
All engines		7.0114			

S10 OIL PRESSURE WARNING LIGHT SWITCH	T10 REVERSING LIGHT SWITCH	T20 BRAKE LIGHT SWITCH
T22 SWITCH CLUTCH CONTROL (CRUISE CONTROL)	T23 SWITCH BRAKE ACTUATION (ENGINE TIMING)	T25 SWITCH CLUTCH CONTROL (ENGINE CONTROL)

FUNCTIONS ON THE VEHICLE

Vehicle	alim.	kW	Date	Engine	 S10	 T10	 T20 - T23	 T22 - T25
---------	-------	----	------	--------	---	---	--	---

				ENGINE
1.3	Petrol	64	09/05-04/14	2NZ-FE, 2SZ-FE

Engine	Information	S10	T10	T20 - T23	T22 - T25
Eng. 2SZ-FE	for reverse light, -transm.type FREE TRONIC		7.6259		
Eng. 2SZ-FE	for reverse light, t.tnr. FREE TRONIC		7.6260		
Eng. 2NZ-FE			7.6261		
Eng. 2SZ-FE	t.tnr. FREE TRONIC, with control switch		7.6295		
All engines	see connection type			7.1212 T20	
Eng. 2NZ-FE	see connection type			7.1254 T20	
All engines	Qty 2				7.1257 T22

				ENGINE
1.3 4WD	Petrol	64	08/07->	2NZ-FE

Engine	Information	S10	T10	T20 - T23	T22 - T25
All engines		7.0114	7.6261		7.1257 T22
All engines	see connection type			7.1212, 7.1254 T20	

				ENGINE
1.5	Petrol	80	08/07->	1NZ-FE

Engine	Information	S10	T10	T20 - T23	T22 - T25
All engines		7.0114	7.6261		7.1257 T22
All engines	see connection type			7.1212, 7.1254 T20	
All engines	+cruise control, FOR:(USA)				7.1259 T22

				ENGINE
1.5	Petrol	81	08/07->	1NZ-FE

Engine	Information	S10	T10	T20 - T23	T22 - T25
All engines		7.0114	7.6261		7.1257 T22
All engines	see connection type			7.1212, 7.1254 T20	
All engines	+cruise control, FOR:(USA)				7.1259 T22

VITZ

				ENGINE
1.0 VVTi [ExtraEU]	Petrol	52	11/05-11/10	1KR-FE

Engine	Information	S10	T10	T20 - T23	T22 - T25
All engines	COL:black, DENSO, MADE BY:(F), MADE BY:(J), spanner size 24, switch press. 0.2 bar, TOKAI RIKAI	7.0114			
All engines	01/09/08 ->, MADE BY:(J), spanner size 27, thread M18x1.5		7.6111		
All engines	MADE BY:(F), MADE BY:(J)		7.6259		
All engines	-> 01/08/08, MADE BY:(J)		7.6261		
All engines	-> 01/10/08, MADE BY:(F), MADE BY:(J), version 1			7.1212 T20	
All engines	01/11/08 ->, MADE BY:(F), MADE BY:(J), version 2			7.1254 T20	
All engines					7.1257 T22, T25

YARIS I

				ENGINE
1.0	Petrol	48	03/03-09/05	1SZ-FE

Engine	Information	S10	T10	T20 - T23	T22 - T25
All engines	COL:black, spanner size 24, switch press. 0.2 bar, TOKAI RIKAI	7.0114			
All engines	spanner size 27, thread M18x1.5		7.6197		
All engines	man 5 speed, MATSUSHITA			7.1089 T20	
All engines	MATSUSHITA, semiaut., spanner size 14, thread M10x1.25			7.1090 T20	
All engines					7.1257, 7.1259 T22, T25

				ENGINE
1.0	Petrol	50	04/99-09/05	1SZ-FE

Engine	Information	S10	T10	T20 - T23	T22 - T25
All engines	COL:black, spanner size 24, switch press. 0.2 bar, TOKAI RIKAI	7.0114			
All engines	MADE BY:(EU), spanner size 27, thread M18x1.5		7.6197		
All engines	aut 4 speed, MATSUSHITA			7.1089 T20	
All engines	MATSUSHITA, semiaut., spanner size 14, thread M10x1.25			7.1090 T20	
All engines	MADE BY:(EU), MADE BY:(J)				7.1257 T25

S10	OIL PRESSURE WARNING LIGHT SWITCH	T10	REVERSING LIGHT SWITCH	T20	BRAKE LIGHT SWITCH
T22	SWITCH CLUTCH CONTROL (CRUISE CONTROL)	T23	SWITCH BRAKE ACTUATION (ENGINE TIMING)	T25	SWITCH CLUTCH CONTROL (ENGINE CONTROL)

FUNCTIONS ON THE VEHICLE

Vehicle	alim.	kW	Date	Engine	 S10	 T10	 T20 - T23	 T22 - T25
---------	-------	----	------	--------	---	---	--	---

ENGINE				
1.3	Petrol	63	11/99-10/05	2NZ-FE

Engine	Information	S10	T10	T20 - T23	T22 - T25
All engines	COL:black, spanner size 24, switch press. 0.2 bar, TOKAI RIKA	7.0114			
All engines	spanner size 27, thread M18x1.5		7.6111		
All engines	MATSUSHITA			7.1089	T20

ENGINE				
1.3	Petrol	64	04/02-09/05	2SZ-FE

Engine	Information	S10	T10	T20 - T23	T22 - T25
All engines	COL:black, spanner size 24, switch press. 0.2 bar, TOKAI RIKA	7.0114			
All engines	spanner size 27, thread M18x1.5		7.6111		
All engines	MATSUSHITA			7.1089	T20

ENGINE				
1.4 D-4D	Diesel	55	10/01-09/05	1ND-TV

Engine	Information	S10	T10	T20 - T23	T22 - T25
All engines	COL:black, DENSO, MADE BY:(EU), MADE BY:(J), spanner size 24, switch press. 0.2 bar, TOKAI RIKA	7.0114			
All engines	spanner size 27, thread M18x1.5		7.6111		
All engines	-> 01/11/02, MATSUSHITA, spanner size 14, thread M10x1.25			7.1090	T20
All engines					7.1257 T25

ENGINE				
1.4 D-4D	Diesel	66	02/03-10/05	1ND-TV

Engine	Information	S10	T10	T20 - T23	T22 - T25
All engines		7.0114	7.6111	7.1090	T20 7.1257 T22

ENGINE				
1.5	Petrol	110	03/00-07/05	1NZ-FE

Engine	Information	S10	T10	T20 - T23	T22 - T25
All engines		7.0114	7.6111	7.1089	T20

ENGINE				
1.5	Petrol	77	01/03-11/05	1NZ-FE

Engine	Information	S10	T10	T20 - T23	T22 - T25
All engines	COL:black, spanner size 24, switch press. 0.2 bar, TOKAI RIKA	7.0114			
All engines	spanner size 27, thread M18x1.5		7.6111		
All engines	MATSUSHITA			7.1089	T20

ENGINE				
1.5	Petrol	78	04/01-09/05	1NZ-FE

Engine	Information	S10	T10	T20 - T23	T22 - T25
All engines	COL:black, spanner size 24, switch press. 0.2 bar, TOKAI RIKA	7.0114			
All engines	spanner size 27, thread M18x1.5		7.6111		
All engines	MATSUSHITA			7.1089	T20

YARIS II

ENGINE				
1.0 GPL	Petrol/ Petro- leum Gas (LPG)	51	01/06->	1KR-FE


Engine	Information	S10	T10	T20 - T23	T22 - T25
All engines	COL:black, spanner size 24, switch press. 0.2 bar, TOKAI RIKA	7.0114			
All engines			7.6259		7.1257 T22, T25
All engines	-> 01/11/08, MADE BY:(F), MADE BY:(J)			7.1212	T20
All engines	01/12/08 ->, MADE BY:(F)			7.1254	T20

ENGINE				
1.0 VVT-i	Petrol	51	01/05-11/11	1KR-FE

Engine	Information	S10	T10	T20 - T23	T22 - T25
All engines	COL:black, MADE BY:(J), spanner size 24, switch press. 0.2 bar, TOKAI RIKA	7.0114			
All engines	man.		7.6259		
All engines	MADE BY:(F), semiaut.		7.6260		
All engines	MADE BY:(F), MADE BY:(J)			7.1212	T20
All engines				7.1254	T20 7.1257 T22, T25

S10 OIL PRESSURE WARNING LIGHT SWITCH	T10 REVERSING LIGHT SWITCH	T20 BRAKE LIGHT SWITCH
T22 SWITCH CLUTCH CONTROL (CRUISE CONTROL)	T23 SWITCH BRAKE ACTUATION (ENGINE TIMING)	T25 SWITCH CLUTCH CONTROL (ENGINE CONTROL)

FUNCTIONS ON THE VEHICLE

Vehicle	alim.	kW	Date	Engine	 S10	 T10	 T20 - T23	 T22 - T25
---------	-------	----	------	--------	---	---	--	---

				ENGINE
1.3 4WD	Petrol	64	08/07->	2NZ-FE

Engine	Information	S10	T10	T20 - T23	T22 - T25
All engines		7.0114	7.6261		7.1257 T22
All engines	see connection type			7.1212, 7.1254 T20	

				ENGINE
1.3 VVT-i	Petrol	63	01/05->	2NZ-FE, 2SZ-FE

Engine	Information	S10	T10	T20 - T23	T22 - T25
All engines		7.0114			
Eng. 2SZ-FE	for reverse light, -transm.type FREE TRONIC		7.6259		
Eng. 2SZ-FE	for reverse light, t.tnr. FREE TRONIC		7.6260		
Eng. 2NZ-FE			7.6261		
Eng. 2SZ-FE	t.tnr. FREE TRONIC, with control switch		7.6295		
All engines	see connection type			7.1212 T20	
Eng. 2NZ-FE	see connection type			7.1254 T20	
All engines	Qty 2				7.1257 T22

				ENGINE
1.3 VVT-i	Petrol	64	08/05->	2SZ-FE

Engine	Information	S10	T10	T20 - T23	T22 - T25
All engines	COL:black, spanner size 24, switch press. 0.2 bar, TOKAI RIKA	7.0114			
All engines	man.		7.6259		
All engines	semiaut.		7.6260		
All engines				7.1212 T20	7.1257 T22, T25

				ENGINE
1.33 VVT-i	Petrol	74	11/08->	1NR-FE

Engine	Information	S10	T10	T20 - T23	T22 - T25
All engines	COL:black, spanner size 24, switch press. 0.2 bar, TOKAI RIKA	7.0114			
All engines	01/11/08 ->, spanner size 27, thread M18x1.5		7.6111		
All engines	-> 01/10/08		7.6261		
All engines				7.1254 T20	7.1257 T22, T25

				ENGINE
1.4 D-4D	Diesel	66	08/05->	1ND-TV

Engine	Information	S10	T10	T20 - T23	T22 - T25
All engines	COL:black, DENSO, spanner size 24, switch press. 0.2 bar, TOKAI RIKA	7.0114			
All engines	semiaut., spanner size 27, thread M18x1.5		7.6111		
All engines	man.		7.6261		
All engines	-> 01/11/08			7.1212 T20	
All engines	01/12/08 ->			7.1254 T20	
All engines					7.1257 T22, T25

				ENGINE
1.5	Petrol	80	11/05->	1NZ-FE

Engine	Information	S10	T10	T20 - T23	T22 - T25
All engines		7.0114	7.6261		7.1257 T22
All engines	see connection type			7.1212, 7.1254 T20	
All engines	+cruise control, FOR:(USA)				7.1259 T22

				ENGINE
1.5	Petrol	81	11/05->	1NZ-FE

Engine	Information	S10	T10	T20 - T23	T22 - T25
All engines		7.0114	7.6261		7.1257 T22
All engines	see connection type			7.1212, 7.1254 T20	
All engines	+cruise control, FOR:(USA)				7.1259 T22

				ENGINE
1.6 [CHN]	Petrol	0	05/08->	1ZR-FE

Engine	Information	S10	T10	T20 - T23	T22 - T25
All engines		7.0114	7.6261	7.1212 T20	7.1257 T22

S10	OIL PRESSURE WARNING LIGHT SWITCH	T10	REVERSING LIGHT SWITCH	T20	BRAKE LIGHT SWITCH
T22	SWITCH CLUTCH CONTROL (CRUISE CONTROL)	T23	SWITCH BRAKE ACTUATION (ENGINE TIMING)	T25	SWITCH CLUTCH CONTROL (ENGINE CONTROL)

FUNCTIONS ON THE VEHICLE

Vehicle	alim.	kW	Date	Engine	 S10	 T10	 T20 - T23	 T22 - T25
---------	-------	----	------	--------	---	---	--	---

				ENGINE
1.8 VVTi	Petrol	98	01/07-12/11	2ZR-FE

Engine	Information	S10	T10	T20 - T23	T22 - T25
All engines	COL:black, spanner size 24, switch press. 0.2 bar, TOKAI RIKAI	7.0114			
All engines	spanner size 27, thread M18x1.5		7.6111		
All engines	man 5 speed		7.6261		
All engines				7.1212 T20	7.1257 T22, T25

				ENGINE
1.0	Petrol	51	12/10->	1KR-FE

Engine	Information	S10	T10	T20 - T23	T22 - T25
All engines	COL:black, spanner size 24, switch press. 0.2 bar, TOKAI RIKAI	7.0114			
All engines			7.6259		7.1257 T22
All engines	01/07/14 ->, MADE BY:(F), MADE BY:(J)			7.1212 T20	
All engines	RHD				7.1257 T25
All engines	LHD				7.1258 T25

				ENGINE
1.0	Petrol	53	06/18->	1KR-FE

Engine	Information	S10	T10	T20 - T23	T22 - T25
All engines	COL:black, spanner size 24, switch press. 0.2 bar, TOKAI RIKAI	7.0114			
All engines			7.6259		7.1257 T22, T25
All engines	LED BRAKE LIGHT (-)			7.1212 T20	

				ENGINE
1.0 VVTi	Petrol	51	07/14->	1KR-FE

Engine	Information	S10	T10	T20 - T23	T22 - T25
All engines	COL:black, spanner size 24, switch press. 0.2 bar, TOKAI RIKAI	7.0114			
All engines			7.6259		7.1257, 7.1258 T22, T25

				ENGINE
1.3	Petrol	63	08/11->	2NZ-FE

Engine	Information	S10	T10	T20 - T23	T22 - T25
All engines		7.0114	7.6261		
All engines	-> 15/07/14			7.1212 T20	
All engines	15/07/14 ->			7.1254 T20	
All engines	no specific info conc. application available				7.1257, 7.1258 T22

				ENGINE
1.3	Petrol	73	09/11->	1NR-FE

Engine	Information	S10	T10	T20 - T23	T22 - T25
All engines	COL:black, spanner size 24, switch press. 0.2 bar, TOKAI RIKAI	7.0114			
All engines	spanner size 27, thread M18x1.5		7.6111		
All engines	MADE BY:(F), MADE BY:(J)			7.1212 T20	
All engines	RHD				7.1257 T22
All engines					7.1257 T25
All engines	LHD				7.1258 T22

				ENGINE
1.3 4WD	Petrol	70	12/10->	1NR-FE

Engine	Information	S10	T10	T20 - T23	T22 - T25
All engines		7.0114			
All engines	for reverse light		7.6111		
All engines	pole nr. 4			7.1212 T20	
All engines	no specific info conc. application available				7.1257, 7.1258 T22

				ENGINE
1.3 VVTi	Petrol	73	07/10->	1NR-FE

Engine	Information	S10	T10	T20 - T23	T22 - T25
All engines	COL:black, MADE BY:(J), spanner size 24, switch press. 0.2 bar, TOKAI RIKAI	7.0114			
All engines	spanner size 27, thread M18x1.5		7.6111		
All engines	MADE BY:(F), MADE BY:(J)			7.1212 T20	
All engines				7.1254 T20	7.1257 T22, T25

S10	OIL PRESSURE WARNING LIGHT SWITCH	T10	REVERSING LIGHT SWITCH	T20	BRAKE LIGHT SWITCH
T22	SWITCH CLUTCH CONTROL (CRUISE CONTROL)	T23	SWITCH BRAKE ACTUATION (ENGINE TIMING)	T25	SWITCH CLUTCH CONTROL (ENGINE CONTROL)

FUNCTIONS ON THE VEHICLE

Vehicle	alim.	kW	Date	Engine	 S10	 T10	 T20 - T23	 T22 - T25
---------	-------	----	------	--------	---	---	--	---

				ENGINE
1.3 VVTi	Petrol	73	07/10->	1NR-FE

Engine	Information	S10	T10	T20 - T23	T22 - T25
All engines	LHD				7.1258 T22

				ENGINE
1.4 D	Diesel	66	09/11->	1ND-TV

Engine	Information	S10	T10	T20 - T23	T22 - T25
All engines	DENSO	7.0114			
All engines	spanner size 27, thread M18x1.5		7.6111		
All engines				7.1212 T20	7.1257 T25
All engines	RHD				7.1257 T22
All engines	LHD				7.1258 T22

				ENGINE
1.4 D4d	Diesel	66	07/14->	1ND-TV

Engine	Information	S10	T10	T20 - T23	T22 - T25
All engines	COL:black, DENSO, spanner size 24, switch press. 0.2 bar, TOKAI RIKA	7.0114			
All engines	spanner size 27, thread M18x1.5		7.6111		
All engines	LED BRAKE LIGHT(-)			7.1212 T20	7.1257, 7.1258 T22, T25

				ENGINE
1.5	Petrol	80	12/10->	1NZ-FE

Engine	Information	S10	T10	T20 - T23	T22 - T25
All engines		7.0114	7.6261		
All engines	-> 15/07/14, FOR:(CDN), FOR:(USA)			7.1212 T20	
All engines	15/07/14 ->			7.1254 T20	
All engines	no specific info conc. application available				7.1257, 7.1258 T22

				ENGINE
1.5	Petrol	82	02/17->	2NR-FKE

Engine	Information	S10	T10	T20 - T23	T22 - T25
All engines	COL:black, spanner size 24, switch press. 0.2 bar, TOKAI RIKA	7.0114			
All engines	spanner size 27, thread M18x1.5		7.6111		
All engines	org. LED LIGHTS(-)			7.1212 T20	
All engines					7.1258 T22

				ENGINE
1.5 Hybrid	Petrol/ Electro	54	04/15->	1NZ-FXE

Engine	Information	S10	T10	T20 - T23	T22 - T25
All engines	COL:black, spanner size 24, switch press. 0.2 bar, TOKAI RIKA	7.0114			

				ENGINE
1.5 Hybrid	Petrol/ Electro	55	03/12->	1NZ-FXE

Engine	Information	S10	T10	T20 - T23	T22 - T25
All engines	COL:black, spanner size 24, switch press. 0.2 bar, TOKAI RIKA	7.0114			
All engines	pole nr. 4			7.1212 T20	

				ENGINE
1.8 GRMN	Petrol	156	09/17->	2ZR-FE

Engine	Information	S10	T10	T20 - T23	T22 - T25
All engines	COL:black, spanner size 24, switch press. 0.2 bar, TOKAI RIKA	7.0114			
All engines	spanner size 27, thread M18x1.5		7.6111		
All engines					7.1257 T22
All engines	RHD				7.1257 T25
All engines	LHD				7.1258 T25





YARIS VERSO

				ENGINE
1.3	Petrol	62	11/02-09/05	2NZ-FE

Engine	Information	S10	T10	T20 - T23	T22 - T25
All engines	COL:black, spanner size 24, switch press. 0.2 bar, TOKAI RIKA	7.0114			
All engines	spanner size 27, thread M18x1.5		7.6111		
All engines	MATSUSHITA			7.1089 T20	

S10 OIL PRESSURE WARNING LIGHT SWITCH	T10 REVERSING LIGHT SWITCH	T20 BRAKE LIGHT SWITCH
T22 SWITCH CLUTCH CONTROL (CRUISE CONTROL)	T23 SWITCH BRAKE ACTUATION (ENGINE TIMING)	T25 SWITCH CLUTCH CONTROL (ENGINE CONTROL)

FUNCTIONS ON THE VEHICLE

Vehicle	alim.	kW	Date	Engine	 S10	 T10	 T20 - T23	 T22 - T25
---------	-------	----	------	--------	---	---	--	---

ENGINE				
1.3	Petrol	63	08/99-10/02	2NZ-FE

Engine	Information	S10	T10	T20 - T23	T22 - T25
All engines	COL:black, spanner size 24, switch press. 0.2 bar, TOKAI RIKA	7.0114			
All engines	spanner size 27, thread M18x1.5		7.6111		
All engines	MATSUSHITA			7.1089	T20

ENGINE				
1.3 VVTi	Petrol	62	04/03-09/05	2NZ-FE

Engine	Information	S10	T10	T20 - T23	T22 - T25
All engines	COL:black, spanner size 24, switch press. 0.2 bar, TOKAI RIKA	7.0114			
All engines	spanner size 27, thread M18x1.5		7.6111		
All engines	MATSUSHITA			7.1089	T20

ENGINE				
1.3 VVTi	Petrol	63	03/00-09/05	2NZ-FE

Engine	Information	S10	T10	T20 - T23	T22 - T25
All engines	COL:black, spanner size 24, switch press. 0.2 bar, TOKAI RIKA	7.0114			
All engines	spanner size 27, thread M18x1.5		7.6111		
All engines	MATSUSHITA			7.1089	T20

ENGINE				
1.4 D4d	Diesel	55	10/01-09/05	1ND-TV

Engine	Information	S10	T10	T20 - T23	T22 - T25
All engines	COL:black, DENSO, spanner size 24, switch press. 0.2 bar, TOKAI RIKA	7.0114			
All engines	spanner size 27, thread M18x1.5		7.6111		
All engines	-> 01/11/02, MATSUSHITA, spanner size 14, thread M10x1.25			7.1090	T20

ENGINE				
1.4 D-4D	Diesel	55	10/01-09/05	1ND-TV

Engine	Information	S10	T10	T20 - T23	T22 - T25
All engines	COL:black, DENSO, spanner size 24, switch press. 0.2 bar, TOKAI RIKA	7.0114			
All engines	spanner size 27, thread M18x1.5		7.6111		
All engines	-> 01/11/02, MATSUSHITA, spanner size 14, thread M10x1.25			7.1090	T20

ENGINE				
1.5	Petrol	77	03/00-09/05	1NZ-FE

Engine	Information	S10	T10	T20 - T23	T22 - T25
All engines	COL:black, spanner size 24, switch press. 0.2 bar, TOKAI RIKA	7.0114			
All engines	spanner size 27, thread M18x1.5		7.6111		
All engines	MATSUSHITA			7.1089	T20

ENGINE				
1.5	Petrol	78	03/00-09/05	1NZ-FE

Engine	Information	S10	T10	T20 - T23	T22 - T25
All engines	COL:black, spanner size 24, switch press. 0.2 bar, TOKAI RIKA	7.0114			
All engines	spanner size 27, thread M18x1.5		7.6111		
All engines	MATSUSHITA			7.1089	T20

ENGINE				
1.5	Petrol	80	08/02-09/05	1NZ-FE

Engine	Information	S10	T10	T20 - T23	T22 - T25
All engines		7.0114	7.6111	7.1089	T20

ENGINE				
1.5	Petrol	81	01/00-07/02	1NZ-FE


Engine	Information	S10	T10	T20 - T23	T22 - T25
All engines		7.0114	7.6111	7.1089	T20

ENGINE				
1.5 VVTi	Petrol	78	03/00-03/03	1NZ-FE

Engine	Information	S10	T10	T20 - T23	T22 - T25
All engines	COL:black, spanner size 24, switch press. 0.2 bar, TOKAI RIKA	7.0114			
All engines	spanner size 27, thread M18x1.5		7.6111		
All engines	MATSUSHITA			7.1089	T20

S10 OIL PRESSURE WARNING LIGHT SWITCH	T10 REVERSING LIGHT SWITCH	T20 BRAKE LIGHT SWITCH
T22 SWITCH CLUTCH CONTROL (CRUISE CONTROL)	T23 SWITCH BRAKE ACTUATION (ENGINE TIMING)	T25 SWITCH CLUTCH CONTROL (ENGINE CONTROL)

FUNCTIONS ON THE VEHICLE

Vehicle	alim.	kW	Date	Engine	 S10	 T10	 T20 - T23	 T22 - T25
---------	-------	----	------	--------	---	---	--	---

ADAM

1.0	Petrol	66	07/14->	ENGINE
				B 10 XFL

Engine	Information	S10	T10	T20 - T23	T22 - T25
All engines			7.6323	7.1208 T20	

1.0	Petrol	85	07/14->	ENGINE
				B 10 XFT, F 10 XFT

Engine	Information	S10	T10	T20 - T23	T22 - T25
All engines	COL:beige		7.6323		
All engines				7.1208 T20	

1.2	Petrol	51	10/12->	ENGINE
				A 12 XEL, B 12 XEL

Engine	Information	S10	T10	T20 - T23	T22 - T25
All engines	thread M10x1.0	7.0183			
All engines	COL:beige		7.6323		
All engines				7.1208 T20	

1.4	Petrol	64	10/12->	ENGINE
				A 14 XEL, B 14 XEL

Engine	Information	S10	T10	T20 - T23	T22 - T25
All engines	thread M10x1.0	7.0183			
All engines	COL:beige		7.6323		
All engines				7.1208 T20	

1.4	Petrol	74	10/12->	ENGINE
				A 14 XER, B 14 XER

Engine	Information	S10	T10	T20 - T23	T22 - T25
All engines	thread M10x1.0	7.0183			
All engines	COL:beige		7.6323		
All engines				7.1208 T20	

1.4 LPG	Petrol/ Petro- leum Gas (LPG)	64	07/13->	ENGINE
				A 14 XEL

Engine	Information	S10	T10	T20 - T23	T22 - T25
All engines		7.0183	7.6323	7.1208 T20	

1.4 S	Petrol	110	11/14->	ENGINE
				B 14 NEH

Engine	Information	S10	T10	T20 - T23	T22 - T25
All engines	thread M10x1.0	7.0183			
All engines	COL:beige		7.6323		
All engines				7.1208 T20	

AGILA A

1.0 12V	Petrol	43	09/00-08/05	ENGINE
				Z 10 XE

Engine	Information	S10	T10	T20 - T23	T22 - T25
All engines	->ch. 3G999999, COL:blue, spanner size 24, switch press. 0.3/0.55 bar, thread M10x1.0	7.0141			
All engines	ch. 4G000001 ->, thread M10x1.0	7.0183			
All engines	spanner size 19, thread M12x1.5		7.6073		
All engines				7.1273 T20	

1.0 12V	Petrol	44	02/00-11/06	ENGINE
				Z 10 XEP





Engine	Information	S10	T10	T20 - T23	T22 - T25
All engines	->ch. 3G999999, COL:blue, spanner size 24, switch press. 0.3/0.55 bar, thread M10x1.0	7.0141			
All engines	ch. 4G000001 ->, thread M10x1.0	7.0183			
All engines	spanner size 19, thread M12x1.5		7.6073		
All engines				7.1273 T20	

1.2 16V	Petrol	55	09/00-03/08	ENGINE
				Z 12 XE

Engine	Information	S10	T10	T20 - T23	T22 - T25
All engines	->ch. 3G999999, COL:blue, spanner size 24, switch press. 0.3/0.55 bar, thread M10x1.0	7.0141			
All engines	ch. 4G000001 ->, thread M10x1.0	7.0183			
All engines	spanner size 19, thread M12x1.5		7.6073		

S10 OIL PRESSURE WARNING LIGHT SWITCH	T10 REVERSING LIGHT SWITCH	T20 BRAKE LIGHT SWITCH
T22 SWITCH CLUTCH CONTROL (CRUISE CONTROL)	T23 SWITCH BRAKE ACTUATION (ENGINE TIMING)	T25 SWITCH CLUTCH CONTROL (ENGINE CONTROL)

FUNCTIONS ON THE VEHICLE

Vehicle	alim.	kW	Date	Engine	 S10	 T10	 T20 - T23	 T22 - T25
---------	-------	----	------	--------	---	---	--	---

1.2 16V Petrol **55** 09/00-03/08 **ENGINE Z 12 XE**

Engine	Information	S10	T10	T20 - T23	T22 - T25
All engines				7.1273 T20	

1.2 16V Twinport Petrol **59** 07/04-11/06 **ENGINE Z 12 XEP**

Engine	Information	S10	T10	T20 - T23	T22 - T25
All engines	->ch. 3G999999, COL:blue, spanner size 24, switch press. 0.3/0.55 bar, thread M10x1.0	7.0141			
All engines	ch. 4G000001 ->, thread M10x1.0	7.0183			
All engines	spanner size 19, thread M12x1.5		7.6073		
All engines				7.1273 T20	

1.3 CDTI Diesel **51** 08/03-03/08 **ENGINE Z 13 DT**

Engine	Information	S10	T10	T20 - T23	T22 - T25
All engines		7.0096		7.1273 T20	7.1207 T22
All engines	conn.shape : oval		7.6073		
All engines	conn.shape : rectangular		7.6219		

AGILA B

1.0 12V Petrol **48** 01/08-11/14 **ENGINE K10B**

Engine	Information	S10	T10	T20 - T23	T22 - T25
All engines	->ch. DM729999	7.0017			
All engines	ch. DM730000 ->	7.0035			
All engines			7.6219		
All engines	+start-stop function				7.1258 T22
All engines	-start-stop function				7.1287 T22

1.0 i Petrol **50** 08/11-11/14 **ENGINE K10B**

Engine	Information	S10	T10	T20 - T23	T22 - T25
All engines	->ch. DM729999	7.0017			
All engines	ch. DM730000 ->	7.0035			
All engines			7.6219		
All engines	+start-stop function				7.1258 T22
All engines	-start-stop function				7.1287 T22

1.2 i 16V Petrol **63** 01/08-11/14 **ENGINE K12B**

Engine	Information	S10	T10	T20 - T23	T22 - T25
All engines	->ch. 8M110445	7.0017			
All engines	ch. 8M110446 ->	7.0096			
All engines			7.6219		
All engines	+start-stop function				7.1258 T22
All engines	-start-stop function				7.1287 T22

1.2 i 16V Petrol **69** 01/08-11/14 **ENGINE K12B**

Engine	Information	S10	T10	T20 - T23	T22 - T25
All engines	->ch. 8M110445	7.0017			
All engines	ch. 8M110446 ->	7.0096			
All engines			7.6219		
All engines	+start-stop function				7.1258 T22
All engines	-start-stop function				7.1287 T22

1.3 CDTI Diesel **55** 01/08-11/14 **ENGINE D13A, Z 13 DTJ**

Engine	Information	S10	T10	T20 - T23	T22 - T25
All engines	Conn. nr. 1	7.0096			
All engines			7.6219	7.1212 T20	7.1207 T22





AMPERA

1.4 EV150 Range Extender Petrol/Electro **63** 11/11-> **ENGINE A 14 XFL**

Engine	Information	S10	T10	T20 - T23	T22 - T25
All engines	thread M10x1.0	7.0183			

S10 OIL PRESSURE WARNING LIGHT SWITCH	T10 REVERSING LIGHT SWITCH	T20 BRAKE LIGHT SWITCH
T22 SWITCH CLUTCH CONTROL (CRUISE CONTROL)	T23 SWITCH BRAKE ACTUATION (ENGINE TIMING)	T25 SWITCH CLUTCH CONTROL (ENGINE CONTROL)





FUNCTIONS ON THE VEHICLE

Vehicle	alim.	kW	Date	Engine	 S10	 T10	 T20 - T23	 T22 - T25
ENGINE								
EV 150	Petrol/ Electro	111	03/12->	4ET50				
Engine					S10	T10	T20 - T23	T22 - T25
All engines					7.0183			
ANTARA								
ENGINE								
2.0 CDTI	Diesel	110	08/06-04/15	Z 20 DMH				
Engine					S10	T10	T20 - T23	T22 - T25
All engines					7.0069			7.1242 T22
ENGINE								
2.0 CDTi	Diesel	93	08/06-04/15	Z 20 DM				
Engine					S10	T10	T20 - T23	T22 - T25
All engines					7.0069			7.1242 T22
ENGINE								
2.0 CDTI 4x4	Diesel	110	08/06-04/15	Z 20 DMH				
Engine					S10	T10	T20 - T23	T22 - T25
All engines					7.0069			7.1242 T22
ENGINE								
2.0 CDTI 4x4	Diesel	93	08/06-04/15	Z 20 DM				
Engine					S10	T10	T20 - T23	T22 - T25
All engines					7.0069			7.1242 T22
All engines					conn.shape : oval, see connection type	7.6323		
ENGINE								
2.0 CDTI FWD	Diesel	110	08/06->	Z 20 DMH				
Engine					S10	T10	T20 - T23	T22 - T25
All engines					7.0069			7.1242 T22
All engines					conn.shape : oval, see connection type	7.6323		
ENGINE								
2.0 CDTi FWD	Diesel	93	03/07->	Z 20 DM				
Engine					S10	T10	T20 - T23	T22 - T25
All engines					7.0069			7.1242 T22
All engines					conn.shape : oval, see connection type	7.6323		
ENGINE								
2.2 CDTi 4x4	Diesel	120	12/10->	A 22 DM				
Engine					S10	T10	T20 - T23	T22 - T25
All engines					7.0096			7.1242 T22
ENGINE								
2.2 CDTi 4x4	Diesel	135	12/10->	A 22 DMH				
Engine					S10	T10	T20 - T23	T22 - T25
All engines					7.0096			
All engines					->ch. B3999999, ->ch. BB999999			7.1242 T22
ENGINE								
2.2 CDTi FWD	Diesel	120	12/10->	A 22 DM				
Engine					S10	T10	T20 - T23	T22 - T25
All engines					7.0096			7.1242 T22
ENGINE								
2.4	Petrol	103	08/06-04/15	Z 24 XE				
Engine					S10	T10	T20 - T23	T22 - T25
All engines					7.0069			7.1242 T22
ENGINE								
2.4	Petrol	123	12/10-04/15	A 24 XE, A 24 XF				
Engine					S10	T10	T20 - T23	T22 - T25
All engines					ch. B3000001 ->, ch. BB000001 ->, COL:beige	7.6323		
All engines								7.1242 T22
ENGINE								
2.4	Petrol	126	11/10-04/15	A 24 XE				
Engine					S10	T10	T20 - T23	T22 - T25
All engines					conn.shape : oval, see connection type	7.6323		
All engines								7.1242 T22

S10 OIL PRESSURE WARNING LIGHT SWITCH	T10 REVERSING LIGHT SWITCH	T20 BRAKE LIGHT SWITCH
T22 SWITCH CLUTCH CONTROL (CRUISE CONTROL)	T23 SWITCH BRAKE ACTUATION (ENGINE TIMING)	T25 SWITCH CLUTCH CONTROL (ENGINE CONTROL)





The present application list is a brief version. For the detailed information about the possibility of installation on a specific vehicle, please refer to our web-catalogue <http://catalogo.facet.eu/>

FUNCTIONS ON THE VEHICLE

Vehicle	alim.	kW	Date	Engine	 S10	 T10	 T20 - T23	 T22 - T25
ENGINE								
2.4 4x4	Petrol	103	08/06-04/15	Z 24 XE				
Engine	Information				S10	T10	T20 - T23	T22 - T25
All engines					7.0069			7.1242 T22
ENGINE								
2.4 4x4	Petrol	123	12/10-04/15	A 24 XE, A 24 XF				
Engine	Information				S10	T10	T20 - T23	T22 - T25
All engines	ch. B3000001 ->, ch. B8000001 ->, COL:beige					7.6323		
All engines								7.1242 T22
ENGINE								
2.4 4x4	Petrol	126	11/10-04/15	A 24 XE				
Engine	Information				S10	T10	T20 - T23	T22 - T25
All engines	conn.shape : oval, see connection type					7.6323		
All engines								7.1242 T22
ENGINE								
2.4 LPG 4x4	Petrol/ Petro- leum Gas (LPG)	103	08/06->	Z 24 XE				
Engine	Information				S10	T10	T20 - T23	T22 - T25
All engines					7.0069			7.1242 T22
ENGINE								
3.0 4x4	Petrol	188	11/10-04/15	A 30 XH				
Engine	Information				S10	T10	T20 - T23	T22 - T25
All engines	conn.shape : oval, see connection type					7.6323		
All engines								7.1242 T22
ARENA								
ENGINE								
1.9 D	Diesel	44	03/98-08/01	F8Q 600, F8Q 606				
Engine	Information				S10	T10	T20 - T23	T22 - T25
All engines					7.0131	7.6017		
Eng. F8Q 606	TB						7.1012 T20	
All engines	TF - TH						7.1075 T20	
ENGINE								
2.5 D	Diesel	55	03/98-08/01	S8U 758, S8U 780, S8U 782				
Engine	Information				S10	T10	T20 - T23	T22 - T25
All engines	COL:white				7.0076			
All engines						7.6017	7.1075 T20	
ASTRA III								
ENGINE								
1.4	Petrol	55	09/91-09/93	14 NV				
Engine	Information				S10	T10	T20 - T23	T22 - T25
All engines					7.0069	7.6073		
All engines	pole nr. 2						7.1050 T20	
All engines	pole nr. 3						7.1082 T20	
ENGINE								
1.4 i	Petrol	44	09/91-09/98	C 14 NZ				
Engine	Information				S10	T10	T20 - T23	T22 - T25
All engines					7.0069	7.6073		
All engines	pole nr. 2						7.1050 T20	
All engines	pole nr. 3						7.1082 T20	
ENGINE								
1.4 i	Petrol	60	03/91-03/01	C 14 SE				
Engine	Information				S10	T10	T20 - T23	T22 - T25
All engines					7.0069	7.6073		
All engines	pole nr. 2						7.1050 T20	
All engines	pole nr. 3						7.1082 T20	
ENGINE								
1.4 i 16V	Petrol	66	01/96-03/01	X 14 XE				
Engine	Information				S10	T10	T20 - T23	T22 - T25
All engines					7.0069	7.6073		
All engines	pole nr. 2						7.1050 T20	

S10 OIL PRESSURE WARNING LIGHT SWITCH	T10 REVERSING LIGHT SWITCH	T20 BRAKE LIGHT SWITCH
T22 SWITCH CLUTCH CONTROL (CRUISE CONTROL)	T23 SWITCH BRAKE ACTUATION (ENGINE TIMING)	T25 SWITCH CLUTCH CONTROL (ENGINE CONTROL)

FUNCTIONS ON THE VEHICLE

Vehicle	alim.	kW	Date	Engine	 S10	 T10	 T20 - T23	 T22 - T25
---------	-------	----	------	--------	---	---	--	---

				ENGINE
1.4 i 16V	Petrol	66	01/96-03/01	X 14 XE

Engine	Information	S10	T10	T20 - T23	T22 - T25
All engines	pole nr. 3			7.1082 T20	

				ENGINE
1.4 S	Petrol	55	09/91-02/98	14 NV

Engine	Information	S10	T10	T20 - T23	T22 - T25
All engines		7.0069	7.6073		
All engines	pole nr. 2			7.1050 T20	
All engines	pole nr. 3			7.1082 T20	

				ENGINE
1.6	Petrol	74	03/94-08/95	C 16 SE

Engine	Information	S10	T10	T20 - T23	T22 - T25
All engines		7.0069	7.6073		
All engines	pole nr. 2			7.1050 T20	
All engines	pole nr. 3			7.1082 T20	

				ENGINE
1.6 i	Petrol	52	02/93-02/98	X 16 SZ

Engine	Information	S10	T10	T20 - T23	T22 - T25
All engines		7.0069	7.6073		
All engines	pole nr. 2			7.1050 T20	
All engines	pole nr. 3			7.1082 T20	

				ENGINE
1.6 i	Petrol	55	09/91-03/01	C 16 NZ, X 16 SZR

Engine	Information	S10	T10	T20 - T23	T22 - T25
All engines		7.0069	7.6073		
All engines	pole nr. 2			7.1050 T20	
All engines	pole nr. 3			7.1082 T20	

				ENGINE
1.6 i	Petrol	74	03/92-02/98	C 16 SE

Engine	Information	S10	T10	T20 - T23	T22 - T25
All engines		7.0069	7.6073		
All engines	pole nr. 2			7.1050 T20	
All engines	pole nr. 3			7.1082 T20	

				ENGINE
1.6 i 16V	Petrol	74	01/94-09/98	X 16 XEL

Engine	Information	S10	T10	T20 - T23	T22 - T25
All engines		7.0069	7.6073		
All engines	pole nr. 2			7.1050 T20	
All engines	pole nr. 3			7.1082 T20	

				ENGINE
1.6 Si	Petrol	74	03/91-12/94	C 16 SE

Engine	Information	S10	T10	T20 - T23	T22 - T25
All engines		7.0069	7.6073		
All engines	pole nr. 2			7.1050 T20	
All engines	pole nr. 3			7.1082 T20	

				ENGINE
1.7 D	Diesel	42	12/91-02/98	17 D

Engine	Information	S10	T10	T20 - T23	T22 - T25
All engines		7.0015	7.6073		
All engines	pole nr. 2			7.1050 T20	
All engines	pole nr. 3			7.1082 T20	

				ENGINE
1.7 D	Diesel	44	03/91-09/98	17 DR

Engine	Information	S10	T10	T20 - T23	T22 - T25
All engines		7.0069	7.6073		
All engines	pole nr. 2			7.1050 T20	
All engines	pole nr. 3			7.1082 T20	

				ENGINE
1.7 TD	Diesel	50	01/94-09/98	X 17 DTL

Engine	Information	S10	T10	T20 - T23	T22 - T25
All engines		7.0069	7.6073		

S10 OIL PRESSURE WARNING LIGHT SWITCH	T10 REVERSING LIGHT SWITCH	T20 BRAKE LIGHT SWITCH
T22 SWITCH CLUTCH CONTROL (CRUISE CONTROL)	T23 SWITCH BRAKE ACTUATION (ENGINE TIMING)	T25 SWITCH CLUTCH CONTROL (ENGINE CONTROL)

Vehicle	alim.	kW	Date	Engine	 S10	 T10	 T20 - T23	 T22 - T25
---------	-------	----	------	--------	---	---	--	---

ENGINE				
1.7 TD	Diesel	50	01/94-09/98	X 17 DTL

Engine	Information	S10	T10	T20 - T23	T22 - T25
All engines	pole nr. 2			7.1050 T20	
All engines	pole nr. 3			7.1082 T20	

ENGINE				
1.7 TD	Diesel	60	12/91-09/98	17 DT (TC4EE1)

Engine	Information	S10	T10	T20 - T23	T22 - T25
All engines		7.0015	7.6073		
All engines	pole nr. 2			7.1050 T20	
All engines	pole nr. 3			7.1082 T20	

ENGINE				
1.8	Petrol	92	09/94-08/96	C 18 XE

Engine	Information	S10	T10	T20 - T23	T22 - T25
All engines		7.0069	7.6073		
All engines	pole nr. 2			7.1050 T20	
All engines	pole nr. 3			7.1082 T20	

ENGINE				
1.8 16V	Petrol	85	11/94-03/01	C 18 XEL, X 18 XE

Engine	Information	S10	T10	T20 - T23	T22 - T25
All engines		7.0069	7.6073		
All engines	pole nr. 2			7.1050 T20	
All engines	pole nr. 3			7.1082 T20	

ENGINE				
1.8 i	Petrol	66	09/91-09/98	C 18 NZ

Engine	Information	S10	T10	T20 - T23	T22 - T25
All engines		7.0069	7.6073		
All engines	pole nr. 2			7.1050 T20	
All engines	pole nr. 3			7.1082 T20	

ENGINE				
1.8 i 16V	Petrol	82	09/95-02/98	18 SE

Engine	Information	S10	T10	T20 - T23	T22 - T25
All engines			7.6073		
All engines	pole nr. 2			7.1050 T20	
All engines	pole nr. 3			7.1082 T20	

ENGINE				
1.8 i 16V	Petrol	85	01/94-02/98	C 18 XEL, X 18 XE

Engine	Information	S10	T10	T20 - T23	T22 - T25
All engines		7.0069	7.6073		
All engines	pole nr. 2			7.1050 T20	
All engines	pole nr. 3			7.1082 T20	

ENGINE				
1.8 i 16V	Petrol	92	06/93-02/98	C 18 XE

Engine	Information	S10	T10	T20 - T23	T22 - T25
All engines		7.0069	7.6073		
All engines	pole nr. 2			7.1050 T20	
All engines	pole nr. 3			7.1082 T20	

ENGINE				
2.0 i	Petrol	85	09/91-09/98	C 20 NE

Engine	Information	S10	T10	T20 - T23	T22 - T25
All engines		7.0069	7.6073		
All engines	pole nr. 2			7.1050 T20	
All engines	pole nr. 3			7.1082 T20	

ENGINE				
2.0 i 16V	Petrol	100	01/94-09/98	X 20 XEV

Engine	Information	S10	T10	T20 - T23	T22 - T25
All engines		7.0069	7.6073		
All engines	pole nr. 2			7.1050 T20	
All engines	pole nr. 3			7.1082 T20	

S10 OIL PRESSURE WARNING LIGHT SWITCH	T10 REVERSING LIGHT SWITCH	T20 BRAKE LIGHT SWITCH
T22 SWITCH CLUTCH CONTROL (CRUISE CONTROL)	T23 SWITCH BRAKE ACTUATION (ENGINE TIMING)	T25 SWITCH CLUTCH CONTROL (ENGINE CONTROL)

FUNCTIONS ON THE VEHICLE

Vehicle	alim.	kW	Date	Engine	 S10	 T10	 T20 - T23	 T22 - T25
---------	-------	----	------	--------	---	---	--	---

				ENGINE
2.0 i 16V	Petrol	110	09/91-02/98	C 20 XE

Engine	Information	S10	T10	T20 - T23	T22 - T25
All engines		7.0069	7.6073		
All engines	pole nr. 2			7.1050 T20	
All engines	pole nr. 3			7.1082 T20	

				ENGINE
1.2 16V	Petrol	48	02/98-09/00	X 12 XE

Engine	Information	S10	T10	T20 - T23	T22 - T25
All engines		7.0183	7.6073		
All engines	->ch. W2999999, ->ch. W5999999, ->ch. W6999999, ->ch. W8999999, -cruise control			7.1050 T20	
All engines	ch. X2000001 ->, ch. X5000001 ->, ch. X6000001 ->, ch. X8000001 ->, -cruise control			7.1155 T20	
All engines	+cruise control			7.1156 T20	

				ENGINE
1.2 16V	Petrol	55	09/00-05/05	Z 12 XE

Engine	Information	S10	T10	T20 - T23	T22 - T25
All engines		7.0183	7.6073	7.1156 T20	

				ENGINE
1.4 16V	Petrol	66	02/98-05/05	X 14 XE, Z 14 XE

Engine	Information	S10	T10	T20 - T23	T22 - T25
All engines	spanner size 24, switch press. 0.3/0.55 bar, thread M14x1.5	7.0069			
All engines	spanner size 19, thread M12x1.5		7.6073		
Eng. X 14 XE	->ch. W8999999, Conn. nr. 2, -cruise control, spanner size 22			7.1050 T20	
Eng. X 14 XE	ch. X2000001 ->, Conn. nr. 2, -cruise control			7.1155 T20	
All engines				7.1156 T20	7.1207 T22

				ENGINE
1.4 16V Dualfuel	Petrol/ Petroleum Gas (LPG)	66	09/99-06/03	X 14 XE, Z 14 XE

Engine	Information	S10	T10	T20 - T23	T22 - T25
All engines	spanner size 24, switch press. 0.3/0.55 bar, thread M14x1.5	7.0069			
All engines	spanner size 19, thread M12x1.5		7.6073		
All engines	->ch. W2999999, ->ch. W5999999, ->ch. W6999999, ->ch. W8999999, ->ch. WG, ->ch. WH, Conn. nr. 2, spanner size 22, -start-stop function			7.1050 T20	
All engines	ch. 1H000001 ->, ch. 4G000001 ->, ch. X2000001 ->, ch. X5000001 ->, ch. X6000001 ->, ch. X8000001 ->, Conn. nr. 2, -start-stop function			7.1155 T20	

				ENGINE
1.6	Petrol	55	02/98-04/04	X 16 SZR

Engine	Information	S10	T10	T20 - T23	T22 - T25
All engines	spanner size 24, switch press. 0.3/0.55 bar, thread M14x1.5	7.0069			
All engines	spanner size 19, thread M12x1.5		7.6073		
All engines	->ch. W8999999, Conn. nr. 2, -cruise control, spanner size 22			7.1050 T20	
All engines	ch. X2000001 ->, Conn. nr. 2, -cruise control			7.1155 T20	

				ENGINE
1.6	Petrol	62	03/98-05/05	Z 16 SE





Engine	Information	S10	T10	T20 - T23	T22 - T25
All engines	spanner size 24, switch press. 0.3/0.55 bar, thread M14x1.5	7.0069			
All engines	spanner size 19, thread M12x1.5		7.6073		
All engines				7.1156 T20	
All engines	+cruise control, ch. 26000001 ->, ch. 32000466 ->, ch. 35000001 ->, ch. 38000001, 3B000001 ->				7.1207 T22

				ENGINE
1.6	Petrol	76	12/02-05/05	Z 16 XEP

Engine	Information	S10	T10	T20 - T23	T22 - T25
All engines	spanner size 24, switch press. 0.3/0.55 bar, thread M14x1.5	7.0069			
All engines	COL:blue, spanner size 24, switch press. 0.3/0.55 bar, thread M10x1.0	7.0141			
All engines	->eng. 20EL9415, COL:grey, thread M10x1.0	7.0162			
All engines	spanner size 19, thread M12x1.5		7.6073		
All engines				7.1156 T20	7.1207 T22

S10 OIL PRESSURE WARNING LIGHT SWITCH	T10 REVERSING LIGHT SWITCH	T20 BRAKE LIGHT SWITCH
T22 SWITCH CLUTCH CONTROL (CRUISE CONTROL)	T23 SWITCH BRAKE ACTUATION (ENGINE TIMING)	T25 SWITCH CLUTCH CONTROL (ENGINE CONTROL)

FUNCTIONS ON THE VEHICLE

Vehicle	alim.	kW	Date	Engine	 S10	 T10	 T20 - T23	 T22 - T25
---------	-------	----	------	--------	---	---	--	---

ENGINE				
1.6 16V	Petrol	74	02/98-10/05	X 16 XEL, Z 16 XE, Z 16 XEP

Engine	Information	S10	T10	T20 - T23	T22 - T25
Eng. X 16 XEL, Z 16 XE	spanner size 24, switch press. 0.3/0.55 bar, thread M14x1.5	7.0069			
Eng. Z 16 XEP	->eng. 20EL9415, COL:blue, eng.type 20EL9416 ->	7.0141			
Eng. Z 16 XEP	->eng. 20EL9415, COL:grey	7.0162			
All engines	spanner size 19, thread M12x1.5		7.6073		
Eng. X 16 XEL	->ch. W8999999, Conn. nr. 2, -cruise control, spanner size 22			7.1050 T20	
Eng. X 16 XEL	ch. X2000001 ->, Conn. nr. 2, -cruise control			7.1155 T20	
Eng. X 16 XEL, Z 16 XE				7.1156 T20	
Eng. X 16 XEL, Z 16 XE	+cruise control, ->ch. 32000465, 2H999999				7.1123 T22
All engines	+cruise control, ch. 32000466 ->, ch. 35000001 ->, ch. 36000001 ->, ch. 38000001 ->, ch. 3B000001 ->, ch. 3H000001 ->, ch. 4G000001 ->				7.1207 T22

ENGINE				
1.6 16V	Petrol	76	03/00-10/05	Z 16 XEP

Engine	Information	S10	T10	T20 - T23	T22 - T25
All engines	->eng. 20EL9415, COL:blue, eng.type 20EL9416 ->, spanner size 24, switch press. 0.3/0.55 bar, thread M10x1.0	7.0141			
All engines	->eng. 20EL9415, COL:grey, thread M10x1.0	7.0162			
All engines	spanner size 19, thread M12x1.5		7.6073		
All engines				7.1156 T20	
All engines	+cruise control				7.1207 T22

ENGINE				
1.6 Dualfuel	Petrol/ Petroleum Gas (LPG)	55	02/98-12/00	X 16 SZR

Engine	Information	S10	T10	T20 - T23	T22 - T25
All engines	spanner size 24, switch press. 0.3/0.55 bar, thread M14x1.5	7.0069			
All engines	spanner size 19, thread M12x1.5		7.6073		
All engines	->ch. W2999999, ->ch. W5999999, ->ch. W6999999, ->ch. W8999999, ->ch. WG, ->ch. WH, Conn. nr. 2, -cruise control, spanner size 22			7.1050 T20	
All engines	ch. 1H000001 ->, ch. 4G000001 ->, ch. X2000001 ->, ch. X5000001 ->, ch. X6000001 ->, Conn. nr. 2			7.1155 T20	

ENGINE				
1.6 Dualfuel	Petrol/ Petroleum Gas (LPG)	62	07/00-05/05	Z 16 SE

Engine	Information	S10	T10	T20 - T23	T22 - T25
All engines	spanner size 24, switch press. 0.3/0.55 bar, thread M14x1.5	7.0069			
All engines	spanner size 19, thread M12x1.5		7.6073		
All engines				7.1156 T20	

ENGINE				
1.6 Dualfuel	Petrol/ Petroleum Gas (LPG)	63	03/98-05/05	Z 16 SE, Z 16 XE


Engine	Information	S10	T10	T20 - T23	T22 - T25
All engines	spanner size 24, switch press. 0.3/0.55 bar, thread M14x1.5	7.0069			
All engines	spanner size 19, thread M12x1.5		7.6073		
All engines				7.1156 T20	
Eng. Z 16 XE	+cruise control, ->ch. 32000465, 2H999999				7.1123 T22
All engines	+cruise control, ch. 32000466 ->, ch. 35000001 ->, ch. 36000001 ->, ch. 38000001 ->, ch. 3B000001 ->, ch. 3H000001 ->, ch. 4G000001 ->				7.1207 T22

ENGINE				
1.6 Dualfuel	Petrol/ Petroleum Gas (LPG)	74	09/99-08/04	X 16 XEL, Z 16 XE

Engine	Information	S10	T10	T20 - T23	T22 - T25
All engines	spanner size 24, switch press. 0.3/0.55 bar, thread M14x1.5	7.0069			
All engines	spanner size 19, thread M12x1.5		7.6073		
Eng. X 16 XEL	->ch. W2999999, ->ch. W5999999, ->ch. W6999999, ->ch. W8999999, ->ch. WG, ->ch. WH, Conn. nr. 2, -cruise control, spanner size 22			7.1050 T20	

S10 OIL PRESSURE WARNING LIGHT SWITCH	T10 REVERSING LIGHT SWITCH	T20 BRAKE LIGHT SWITCH
T22 SWITCH CLUTCH CONTROL (CRUISE CONTROL)	T23 SWITCH BRAKE ACTUATION (ENGINE TIMING)	T25 SWITCH CLUTCH CONTROL (ENGINE CONTROL)

FUNCTIONS ON THE VEHICLE

Vehicle	alim.	kW	Date	Engine	 S10	 T10	 T20 - T23	 T22 - T25
---------	-------	----	------	--------	---	---	--	---

				ENGINE
1.6 Dualfuel	Petrol/ Petro- leum Gas (LPG)	74	09/99-08/04	X 16 XEL, Z 16 XE

Engine	Information	S10	T10	T20 - T23	T22 - T25
Eng. X 16 XEL	ch. 1H000001 ->, ch. 4G000001 ->, ch. X2000001 ->, ch. X5000001 ->, ch. X6000001 ->, ch. X8000001 ->, ch. X8000001 ->, Conn. nr. 2, -cruise control			7.1155 T20	
Eng. Z 16 XE				7.1156 T20	
All engines	ch. 32000466 ->, ch. 35000001 ->, ch. 36000001 ->, ch. 38000001 ->, ch. 38000001 ->, ch. 4G000001 ->, ch. EB000001 ->				7.1207 T22

				ENGINE
1.7 CDTI 16V	Diesel	59	04/03-05/05	Z 17 DTL

Engine	Information	S10	T10	T20 - T23	T22 - T25
All engines		7.0015		7.1156 T20	7.1207 T22
All engines	spanner size 19, thread M12x1.5		7.6073		

				ENGINE
1.7 DTI 16V	Diesel	55	02/00-05/05	Y 17 DT

Engine	Information	S10	T10	T20 - T23	T22 - T25
All engines		7.0015		7.1156 T20	
All engines	spanner size 19, thread M12x1.5		7.6073		
All engines	ch. 32000001 ->, ch. 35000001 ->, ch. 36000001 ->, ch. 38000001, 38000001 ->				7.1207 T22

				ENGINE
1.7 TD	Diesel	50	02/98-08/00	X 17 DTL

Engine	Information	S10	T10	T20 - T23	T22 - T25
All engines		7.0069		7.1156 T20	
All engines	spanner size 19, thread M12x1.5		7.6073		
All engines	ch. 32000001 ->, ch. 35000001 ->, ch. 36000001 ->, ch. 38000001, 38000001 ->				7.1207 T22

				ENGINE
1.8 16V	Petrol	85	02/98-08/05	X 18 XE1

Engine	Information	S10	T10	T20 - T23	T22 - T25
All engines	spanner size 24, switch press. 0.3/0.55 bar, thread M14x1.5	7.0069			
All engines	spanner size 19, thread M12x1.5		7.6073		
All engines	->ch. W8999999, Conn. nr. 2, -cruise control, spanner size 22			7.1050 T20	
All engines	ch. X2000001 ->, Conn. nr. 2, -cruise control			7.1155 T20	
All engines	+cruise control, ->ch. 32000465, 2H999999				7.1123 T22
All engines	+cruise control, ch. 26000001 ->, ch. 32000466 ->, ch. 35000001 ->, ch. 38000001 ->, ch. 3B000001 ->, ch. 3H000001 ->				7.1207 T22

				ENGINE
1.8 16V	Petrol	92	02/98-10/05	Z 18 XE





Engine	Information	S10	T10	T20 - T23	T22 - T25
All engines	spanner size 24, switch press. 0.3/0.55 bar, thread M14x1.5	7.0069			
All engines	spanner size 19, thread M12x1.5		7.6073		
All engines				7.1156 T20	
All engines	+cruise control, ->ch. 32000465, 2H999999				7.1123 T22
All engines	+cruise control, ch. 26000001 ->, ch. 32000466 ->, ch. 35000001 ->, ch. 38000001 ->, ch. 3B000001 ->, ch. 3H000001 ->				7.1207 T22

				ENGINE
1.8 16V Dualfuel	Petrol/ Petro- leum Gas (LPG)	87	02/98-08/05	Z 18 XE, Z18XELPG

Engine	Information	S10	T10	T20 - T23	T22 - T25
All engines	spanner size 24, switch press. 0.3/0.55 bar, thread M14x1.5	7.0069			
All engines	spanner size 19, thread M12x1.5		7.6073		
Eng. Z 18 XE				7.1156 T20	
Eng. Z 18 XE	ch. 32000466 ->, ch. 35000001 ->, ch. 36000001 ->, ch. 38000001 ->, ch. 38000001 ->, ch. 4G000001 ->				7.1207 T22

S10 OIL PRESSURE WARNING LIGHT SWITCH	T10 REVERSING LIGHT SWITCH	T20 BRAKE LIGHT SWITCH
T22 SWITCH CLUTCH CONTROL (CRUISE CONTROL)	T23 SWITCH BRAKE ACTUATION (ENGINE TIMING)	T25 SWITCH CLUTCH CONTROL (ENGINE CONTROL)

FUNCTIONS ON THE VEHICLE

Vehicle	alim.	kW	Date	Engine	 S10	 T10	 T20 - T23	 T22 - T25
---------	-------	----	------	--------	---	---	--	---

ENGINE				
1.8 16V Dualfuel	Petrol/ Petro- leum Gas (LPG)	92	07/02-08/04	Z 18 XE

Engine	Information	S10	T10	T20 - T23	T22 - T25
All engines	spanner size 24, switch press. 0.3/0.55 bar, thread M14x1.5	7.0069			
All engines	spanner size 19, thread M12x1.5		7.6073		
All engines				7.1156 T20	

ENGINE				
2.0	Petrol	118	10/99-08/00	X 20 XER

Engine	Information	S10	T10	T20 - T23	T22 - T25
All engines		7.0069	7.6073		
All engines	->ch. W2999999, ->ch. W5999999, ->ch. W6999999, ->ch. W8999999, -cruise control			7.1050 T20	
All engines	ch. X2000001 ->, ch. X5000001 ->, ch. X6000001 ->, ch. X8000001 ->, -cruise control			7.1155 T20	
All engines	+cruise control			7.1156 T20	
All engines	+cruise control, ch. 32000466 ->, ch. 35000001 ->, ch. 36000001 ->, ch. 38000001, 3B000001 ->				7.1207 T22

ENGINE				
2.0	Petrol	147	08/02-10/05	Z 20 LET

Engine	Information	S10	T10	T20 - T23	T22 - T25
All engines	spanner size 24, switch press. 0.3/0.55 bar, thread M14x1.5	7.0069			
All engines	spanner size 19, thread M12x1.5		7.6073		
All engines				7.1156 T20	7.1207 T25
All engines	+cruise control, ->ch. 32000465, 2H999999				7.1123 T22
All engines	+cruise control, ch. 32000001 ->, ch. 32000466 ->, ch. 35000001 ->, ch. 36000001 ->, ch. 38000001 ->, ch. 3B000001 ->, ch. 3H000001 ->, ch. 4G000001 ->				7.1207 T22

ENGINE				
2.0 16V	Petrol	100	02/98-05/05	X 20 XEV

Engine	Information	S10	T10	T20 - T23	T22 - T25
All engines	spanner size 24, switch press. 0.3/0.55 bar, thread M14x1.5	7.0069			
All engines	spanner size 19, thread M12x1.5		7.6073		
All engines	->ch. W2999999, ->ch. W5999999, ->ch. W6999999, ->ch. W8999999, Conn. nr. 2, -cruise control, spanner size 22			7.1050 T20	
All engines	ch. X2000001 ->, ch. X5000001 ->, ch. X6000001 ->, ch. X8000001 ->, Conn. nr. 2, -cruise control			7.1155 T20	
All engines	+cruise control			7.1156 T20	

ENGINE				
2.0 16V Turbo	Petrol	140	09/00-08/05	Z 20 LET

Engine	Information	S10	T10	T20 - T23	T22 - T25
All engines	spanner size 24, switch press. 0.3/0.55 bar, thread M14x1.5	7.0069			
All engines	spanner size 19, thread M12x1.5		7.6073		
All engines				7.1156 T20	
All engines	+cruise control, ->ch. 32000465, 2H999999				7.1123 T22
All engines	+cruise control, ch. 32000466 ->, ch. 35000001 ->, ch. 36000001 ->, ch. 38000001 ->, ch. 3B000001 ->, ch. 3H000001 ->				7.1207 T22

ENGINE				
2.0 DI	Diesel	60	02/98-05/05	X 20 DTL, Y 20 DTL





Engine	Information	S10	T10	T20 - T23	T22 - T25
All engines	thread M14x1.5	7.0069			
All engines	spanner size 19, thread M12x1.5		7.6073		
All engines				7.1156 T20	
All engines	+cruise control, ->ch. 32000465, 2H999999				7.1123 T22
All engines	+cruise control, ch. 32000466 ->, ch. 35000001 ->, ch. 36000001 ->, ch. 38000001 ->, ch. 3B000001 ->, ch. 3H000001 ->				7.1207 T22

ENGINE				
2.0 DTI 16V	Diesel	74	02/98-05/05	X 20 DTH, Y 20 DTH

Engine	Information	S10	T10	T20 - T23	T22 - T25
Eng. Y 20 DTH	thread M14x1.5	7.0069			
Eng. Y 20 DTH	spanner size 19, thread M12x1.5		7.6073		
Eng. Y 20 DTH				7.1156 T20	
Eng. X 20 DTH	+cruise control, ->ch. 32000465, 2H999999				7.1123 T22

S10 OIL PRESSURE WARNING LIGHT SWITCH	T10 REVERSING LIGHT SWITCH	T20 BRAKE LIGHT SWITCH
T22 SWITCH CLUTCH CONTROL (CRUISE CONTROL)	T23 SWITCH BRAKE ACTUATION (ENGINE TIMING)	T25 SWITCH CLUTCH CONTROL (ENGINE CONTROL)

FUNCTIONS ON THE VEHICLE

Vehicle	alim.	kW	Date	Engine	 S10	 T10	 T20 - T23	 T22 - T25
ENGINE								
2.0 DTI 16V	Diesel	74	02/98-05/05	X 20 DTH, Y 20 DTH				
Engine	Information			S10	T10	T20 - T23	T22 - T25	
All engines	+cruise control, ch. 32000001 ->, ch. 32000466 ->, ch. 35000001 ->, ch. 36000001 ->, ch. 38000001 ->, ch. 38000001 ->, ch. 3H000001 ->, ch. 4G000001 ->						7.1207	T22
ENGINE								
2.0 SRI Turbo	Petrol	141	11/01-05/05	Z 20 LET				
Engine	Information			S10	T10	T20 - T23	T22 - T25	
All engines	spanner size 24, switch press. 0.3/0.55 bar, thread M14x1.5			7.0069				
All engines	spanner size 19, thread M12x1.5				7.6073			
All engines						7.1156	T20	
All engines	+cruise control, ->ch. 32000465, 2H999999						7.1123	T22
All engines	+cruise control, ch. 32000466 ->, ch. 35000001 ->, ch. 36000001 ->, ch. 38000001 ->, ch. 38000001 ->, ch. 3H000001 ->						7.1207	T22
ENGINE								
2.0 Turbo	Petrol	141	03/02-10/05	Z 20 LET				
Engine	Information			S10	T10	T20 - T23	T22 - T25	
All engines	spanner size 24, switch press. 0.3/0.55 bar, thread M14x1.5			7.0069				
All engines	spanner size 19, thread M12x1.5				7.6073			
All engines						7.1156	T20	
All engines	+cruise control, ->ch. 32000465, 2H999999						7.1123	T22
All engines	+cruise control, ch. 32000466 ->, ch. 35000001 ->, ch. 36000001 ->, ch. 38000001 ->, ch. 38000001 ->, ch. 3H000001 ->						7.1207	T22
ENGINE								
2.0 Turbo	Petrol	147	08/03-05/05	Z 20 LET				
Engine	Information			S10	T10	T20 - T23	T22 - T25	
All engines				7.0069	7.6073	7.1156	T20	
All engines	+cruise control, ->ch. 32000465, 2H999999						7.1123	T22
All engines	+cruise control, ch. 32000466 ->, ch. 35000001 ->, ch. 36000001 ->, ch. 38000001 ->, ch. 38000001 ->, ch. 3H000001 ->						7.1207	T22
ENGINE								
2.2 16V	Petrol	108	03/00-10/05	Z 22 SE				
Engine	Information			S10	T10	T20 - T23	T22 - T25	
All engines	spanner size 19, thread M12x1.5				7.6073			
All engines						7.1156	T20	
All engines	+cruise control, ->ch. 32000465, 2H999999						7.1123	T22
All engines	+cruise control, ch. 32000466 ->, ch. 35000001 ->, ch. 36000001 ->, ch. 38000001 ->, ch. 38000001 ->, ch. 3H000001 ->						7.1207	T22
ENGINE								
2.2 DTI	Diesel	92	09/02-05/05	Y 22 DTR				
Engine	Information			S10	T10	T20 - T23	T22 - T25	
All engines				7.0069	7.6073	7.1156	T20	
All engines	+cruise control, ->ch. 32000465, 2H999999						7.1123	T22
All engines	+cruise control, ch. 32000466 ->, ch. 35000001 ->, ch. 36000001 ->, ch. 38000001 ->, ch. 38000001 ->, ch. 3H000001 ->						7.1207	T22
ASTRA V								
ENGINE								
1.2	Petrol	59	08/05-10/10	Z 12 XEP				
Engine	Information			S10	T10	T20 - T23	T22 - T25	
All engines				7.0183		7.1208	T20	7.1207 T22
All engines	no specific info conc. application available				7.6249, 7.6323			
ENGINE								
1.3 CDTi	Diesel	66	01/04-11/10	Z 13 DTH				
Engine	Information			S10	T10	T20 - T23	T22 - T25	
All engines	Conn. nr. 1			7.0096				
All engines	COL:beige, t.tnr. F17, t.tnr. M20/M32				7.6323			
All engines						7.1208	T20	7.1207 T22
All engines	ch. 52000001 ->							7.1207 T25

S10 OIL PRESSURE WARNING LIGHT SWITCH	T10 REVERSING LIGHT SWITCH	T20 BRAKE LIGHT SWITCH
T22 SWITCH CLUTCH CONTROL (CRUISE CONTROL)	T23 SWITCH BRAKE ACTUATION (ENGINE TIMING)	T25 SWITCH CLUTCH CONTROL (ENGINE CONTROL)

FUNCTIONS ON THE VEHICLE

Vehicle	alim.	kW	Date	Engine	 S10	 T10	 T20 - T23	 T22 - T25
---------	-------	----	------	--------	---	---	--	---

ENGINE				
1.4	Petrol	55	08/04-10/10	Z 14 XEL

Engine	Information	S10	T10	T20 - T23	T22 - T25
All engines		7.0183		7.1208 T20	7.1207 T22
All engines	no specific info conc. application available		7.6249, 7.6323		

ENGINE				
1.4	Petrol	66	01/04-05/09	Z 14 XEP

Engine	Information	S10	T10	T20 - T23	T22 - T25
All engines	thread M10x1.0	7.0183			
All engines	COL:beige, t.tnr. M20/M32		7.6323		
All engines				7.1208 T20	
All engines	ch. 52000001 ->				7.1207 T25

ENGINE				
1.4 i 16V	Petrol	66	03/05-11/10	Z 14 XEP

Engine	Information	S10	T10	T20 - T23	T22 - T25
All engines	thread M10x1.0	7.0183			
All engines	COL:beige, t.tnr. F17		7.6323		
All engines				7.1208 T20	7.1207 T22

ENGINE				
1.6	Petrol	132	08/04-11/10	A 16 LET, Z 16 LET

Engine	Information	S10	T10	T20 - T23	T22 - T25
All engines	COL:blue, spanner size 24, switch press. 0.3/0.55 bar, thread M10x1.0	7.0141			
All engines	COL:beige		7.6323		
All engines				7.1208 T20	7.1207 T22

ENGINE				
1.6	Petrol	77	01/04-11/10	Z 16 XE1, Z 16 XEP

Engine	Information	S10	T10	T20 - T23	T22 - T25
All engines	->eng. 20EL5305, COL:blue, eng.type 20EL5306 ->, spanner size 24, switch press. 0.3/0.55 bar, thread M10x1.0	7.0141			
All engines	->eng. 20EL5305, COL:grey, thread M10x1.0	7.0162			
Eng. Z 16 XEP			7.6073		7.1207 T22
All engines	COL:beige, t.tnr. M20/M32		7.6323		
All engines				7.1208 T20	
All engines	ch. 52000001 ->				7.1207 T25

ENGINE				
1.6	Petrol	85	01/04-05/09	A 16 XER, Z 16 XER

Engine	Information	S10	T10	T20 - T23	T22 - T25
All engines	COL:blue, spanner size 24, switch press. 0.3/0.55 bar, thread M10x1.0	7.0141			
All engines	conn.shape : oval, no specific info conc. application available		7.6249		
All engines	COL:beige, conn.shape : oval, no specific info conc. application available, t.tnr. F13/F17/F23, t.tnr. M20/M32		7.6323		
All engines				7.1208 T20	
Eng. Z 16 XER					7.1207 T22
All engines	ch. 52000001 ->				7.1207 T25

ENGINE				
1.6 i 16V	Petrol	85	10/06-08/11	A 16 XER, Z 16 XER





Engine	Information	S10	T10	T20 - T23	T22 - T25
All engines	COL:blue, spanner size 24, switch press. 0.3/0.55 bar, thread M10x1.0	7.0141			
All engines	thread M10x1.0	7.0183			
Eng. Z 16 XER	conn.shape : oval, no specific info conc. application available		7.6249		
All engines	COL:beige, conn.shape : oval, no specific info conc. application available		7.6323		
All engines				7.1208 T20	7.1207 T22, T25

ENGINE				
1.6 Turbo	Petrol	132	09/06-09/09	A 16 LET, Z 16 LET



Engine	Information	S10	T10	T20 - T23	T22 - T25
All engines	COL:blue, spanner size 24, switch press. 0.3/0.55 bar, thread M10x1.0	7.0141			
All engines	COL:beige		7.6323		
All engines				7.1208 T20	7.1207 T22

S10 OIL PRESSURE WARNING LIGHT SWITCH	T10 REVERSING LIGHT SWITCH	T20 BRAKE LIGHT SWITCH
T22 SWITCH CLUTCH CONTROL (CRUISE CONTROL)	T23 SWITCH BRAKE ACTUATION (ENGINE TIMING)	T25 SWITCH CLUTCH CONTROL (ENGINE CONTROL)

FUNCTIONS ON THE VEHICLE

Vehicle	alim.	kW	Date	Engine	 S10	 T10	 T20 - T23	 T22 - T25
ENGINE								
1.7 CDTi	Diesel	59	01/04-05/09	Z 17 DTL				
Engine	Information			S10	T10	T20 - T23	T22 - T25	
All engines				7.0015		7.1208 T20	7.1207	T22
All engines	COL:beige, t.tnr. F13/F17, t.tnr. M20/M32				7.6323			
All engines	ch. 52000001 ->						7.1207	T25
ENGINE								
1.7 CDTi	Diesel	74	01/04-11/10	Z 17 DTH				
Engine	Information			S10	T10	T20 - T23	T22 - T25	
All engines				7.0015		7.1208 T20	7.1207	T22
All engines	COL:beige, t.tnr. F17/M20, t.tnr. M20/M32				7.6323			
All engines	ch. 52000001 ->						7.1207	T25
ENGINE								
1.7 CDTi	Diesel	81	01/04-10/12	A 17 DTJ, Z 17 DTJ				
Engine	Information			S10	T10	T20 - T23	T22 - T25	
All engines				7.0170		7.1208 T20	7.1207	T22
Eng. A 17 DTJ	conn.shape : oval, no specific info conc. application available				7.6249			
All engines	COL:beige, conn.shape : oval, no specific info conc. application available, t.tnr. M20/M32				7.6323			
All engines	ch. 52000001 ->						7.1207	T25
ENGINE								
1.7 CDTi	Diesel	92	02/07-11/10	A 17 DTR, Z 17 DTR				
Engine	Information			S10	T10	T20 - T23	T22 - T25	
All engines				7.0170		7.1208 T20	7.1207	T22
All engines	conn.shape : oval, no specific info conc. application available				7.6249, 7.6323			
ENGINE								
1.8	Petrol	103	01/04-11/10	A 18 XER, Z 18 XER				
Engine	Information			S10	T10	T20 - T23	T22 - T25	
All engines	COL:blue, spanner size 24, switch press. 0.3/0.55 bar, thread M10x1.0			7.0141				
All engines	thread M10x1.0			7.0183				
Eng. A 18 XER	conn.shape : oval, no specific info conc. application available				7.6249			
All engines	COL:beige, conn.shape : oval, no specific info conc. application available, t.tnr. M20/M32				7.6323			
All engines						7.1208 T20	7.1207	T22
All engines	ch. 52000001 ->, ch. 58000001 ->						7.1207	T25
ENGINE								
1.8	Petrol	92	01/04-11/10	Z 18 XE				
Engine	Information			S10	T10	T20 - T23	T22 - T25	
All engines	spanner size 24, switch press. 0.3/0.55 bar, thread M14x1.5			7.0069				
All engines	conn.shape : oval, no specific info conc. application available				7.6249			
All engines	COL:beige, conn.shape : oval, no specific info conc. application available, t.tnr. F13/F17, t.tnr. M20/M32				7.6323			
All engines						7.1208 T20	7.1207	T22
All engines	ch. 52000001 ->						7.1207	T25
ENGINE								
1.8 i 16V	Petrol	103	03/07-11/10	A 18 XER, Z 18 XER				
Engine	Information			S10	T10	T20 - T23	T22 - T25	
All engines	COL:blue, spanner size 24, switch press. 0.3/0.55 bar, thread M10x1.0			7.0141				
Eng. A 18 XER	conn.shape : oval, no specific info conc. application available				7.6249			
All engines	COL:beige, conn.shape : oval, no specific info conc. application available				7.6323			
Eng. Z 18 XER						7.1208 T20	7.1207	T22
ENGINE								
1.9 CDTi	Diesel	110	01/04-11/10	Z 19 DTH				
Engine	Information			S10	T10	T20 - T23	T22 - T25	
All engines	Conn. nr. 1			7.0096				
All engines	COL:beige, t.tnr. M20/M32				7.6323			
All engines						7.1208 T20	7.1207	T22
All engines	ch. 52000001 ->						7.1207	T25

S10	OIL PRESSURE WARNING LIGHT SWITCH	T10	REVERSING LIGHT SWITCH	T20	BRAKE LIGHT SWITCH
T22	SWITCH CLUTCH CONTROL (CRUISE CONTROL)	T23	SWITCH BRAKE ACTUATION (ENGINE TIMING)	T25	SWITCH CLUTCH CONTROL (ENGINE CONTROL)

Vehicle	alim.	kW	Date	Engine	 S10	 T10	 T20 - T23	 T22 - T25
---------	-------	----	------	--------	---	---	--	---

ENGINE				
1.9 CDTi	Diesel	74	08/04-11/10	Z 19 DTL

Engine	Information	S10	T10	T20 - T23	T22 - T25
All engines	Conn. nr. 1	7.0096			
All engines	no specific info conc. application available		7.6249		
All engines	COL:beige, no specific info conc. application available, t.tnr. M20/M32		7.6323		
All engines				7.1208 T20	7.1207 T22
All engines	ch. 52000001 ->				7.1207 T25

ENGINE				
1.9 CDTi	Diesel	88	01/04-11/10	Z 19 DT, Z 19 DTJ

Engine	Information	S10	T10	T20 - T23	T22 - T25
All engines	Conn. nr. 1	7.0096			
Eng. Z 19 DTJ	no specific info conc. application available		7.6249		
All engines	COL:beige, no specific info conc. application available, t.tnr. M20/M32		7.6323		
All engines				7.1208 T20	7.1207 T22
Eng. Z 19 DT	ch. 52000001 ->				7.1207 T25

ENGINE				
1.9 CDTi 16V	Diesel	88	01/04-05/09	Z 19 DTJ

Engine	Information	S10	T10	T20 - T23	T22 - T25
All engines	Conn. nr. 1	7.0096			
All engines	COL:beige, t.tnr. M20/M32		7.6323		
All engines				7.1208 T20	7.1207 T22
All engines	ch. 52000001 ->				7.1207 T25

ENGINE				
2.0	Petrol	125	02/06-11/10	Z 20 LEL

Engine	Information	S10	T10	T20 - T23	T22 - T25
All engines	spanner size 24, switch press. 0.3/0.55 bar, thread M14x1.5	7.0069			
All engines	COL:beige, t.tnr. M20/M32		7.6323		
All engines				7.1208 T20	
All engines	ch. 52000001 ->				7.1207 T25

ENGINE				
2.0 Turbo	Petrol	125	01/04-11/10	Z 20 LEL

Engine	Information	S10	T10	T20 - T23	T22 - T25
All engines	spanner size 24, switch press. 0.3/0.55 bar, thread M14x1.5	7.0069			
All engines	COL:beige, t.tnr. M20/M32		7.6323		
All engines				7.1208 T20	
All engines	ch. 52000001 ->				7.1207 T25

ENGINE				
2.0 Turbo	Petrol	147	01/04-11/10	Z 20 LER

Engine	Information	S10	T10	T20 - T23	T22 - T25
All engines	spanner size 24, switch press. 0.3/0.55 bar, thread M14x1.5	7.0069			
All engines	COL:beige, t.tnr. M20/M32		7.6323		
All engines				7.1208 T20	
All engines	ch. 52000001 ->				7.1207 T25





ENGINE				
2.0 Turbo	Petrol	177	01/04-05/09	Z 20 LEH

Engine	Information	S10	T10	T20 - T23	T22 - T25
All engines	spanner size 24, switch press. 0.3/0.55 bar, thread M14x1.5	7.0069			
All engines	COL:beige, t.tnr. M20/M32		7.6323		
All engines				7.1208 T20	
All engines	ch. 52000001 ->				7.1207 T25

ENGINE				
2.0 VXR	Petrol	176	02/09-11/10	Z 20 LEH

Engine	Information	S10	T10	T20 - T23	T22 - T25
All engines	spanner size 24, switch press. 0.3/0.55 bar, thread M14x1.5	7.0069			
All engines	COL:beige, t.tnr. M20/M32		7.6323		
All engines				7.1208 T20	
All engines	ch. 52000001 ->				7.1207 T25

S10 OIL PRESSURE WARNING LIGHT SWITCH	T10 REVERSING LIGHT SWITCH	T20 BRAKE LIGHT SWITCH
T22 SWITCH CLUTCH CONTROL (CRUISE CONTROL)	T23 SWITCH BRAKE ACTUATION (ENGINE TIMING)	T25 SWITCH CLUTCH CONTROL (ENGINE CONTROL)

				FUNCTIONS ON THE VEHICLE				
Vehicle	alim.	kW	Date	Engine	 S10	 T10	 T20 - T23	 T22 - T25

ASTRA VI

1.3 CDTI	Diesel	70	12/09->	ENGINE A 13 DTE
-----------------	--------	-----------	---------	----------------------------------

Engine	Information	S10	T10	T20 - T23	T22 - T25
All engines	+start-stop function, ->ch. B3999999, ->ch. B8999999, ->ch. BG999999, ->ch. C0999999, ->ch. C1999999, ->ch. C3999999, ->ch. C8999999, ->ch. CG999999, Conn. nr. 1, -start-stop function	7.0096			
All engines	COL:beige		7.6323		

1.4	Petrol	103	10/11->	ENGINE A 14 NET, B 14 NET
------------	--------	------------	---------	--

Engine	Information	S10	T10	T20 - T23	T22 - T25
All engines	thread M10x1.0	7.0183			
All engines	ch. B3 ->, ch. B8 ->, ch. BG ->, COL:beige, t.tnr. F40, t.tnr. M32		7.6323		

1.4	Petrol	64	12/09->	ENGINE A 14 XEL
------------	--------	-----------	---------	----------------------------------

Engine	Information	S10	T10	T20 - T23	T22 - T25
All engines	COL:blue, spanner size 24, switch press. 0.3/0.55 bar, thread M10x1.0	7.0141			
All engines	thread M10x1.0	7.0183			
All engines	COL:beige, t.tnr. F17		7.6323		

1.4	Petrol	74	12/09->	ENGINE A 14 XER, B 14 XER
------------	--------	-----------	---------	--

Engine	Information	S10	T10	T20 - T23	T22 - T25
All engines	COL:blue, spanner size 24, switch press. 0.3/0.55 bar, thread M10x1.0	7.0141			
All engines	thread M10x1.0	7.0183			
All engines	COL:beige, t.tnr. F17		7.6323		

1.4	Petrol	88	10/11->	ENGINE A 14 NEL, B 14 NEL
------------	--------	-----------	---------	--

Engine	Information	S10	T10	T20 - T23	T22 - T25
All engines	thread M10x1.0	7.0183			
All engines	->ch. B3, ->ch. B8, ->ch. BG, t.tnr. F40		7.6249		
All engines	ch. B3 ->, ch. B8 ->, ch. BG ->, COL:beige, t.tnr. F40, t.tnr. M32		7.6323		

1.4 Turbo	Petrol	103	12/09->	ENGINE A 14 NET, B 14 NET
------------------	--------	------------	---------	--

Engine	Information	S10	T10	T20 - T23	T22 - T25
Eng. A 14 NET	COL:blue, spanner size 24, switch press. 0.3/0.55 bar, thread M10x1.0	7.0141			
All engines	thread M10x1.0	7.0183			
Eng. A 14 NET			7.6249		
All engines	ch. B3 ->, ch. B8 ->, ch. BG ->, COL:beige, t.tnr. F40, t.tnr. M32		7.6323		

1.4 Turbo	Petrol	88	10/10->	ENGINE A 14 NEL
------------------	--------	-----------	---------	----------------------------------

Engine	Information	S10	T10	T20 - T23	T22 - T25
All engines	thread M10x1.0	7.0183			
All engines	COL:beige, conn.shape : oval		7.6323		

1.6	Petrol	132	10/11->	ENGINE A 16 LET
------------	--------	------------	---------	----------------------------------

Engine	Information	S10	T10	T20 - T23	T22 - T25
All engines	thread M10x1.0	7.0183			
All engines	COL:beige, t.tnr. M32		7.6323		

1.6	Petrol	85	12/09->	ENGINE A 16 XER, B 16 XER
------------	--------	-----------	---------	--




Engine	Information	S10	T10	T20 - T23	T22 - T25
All engines	thread M10x1.0	7.0183			
All engines	COL:beige, t.tnr. F17		7.6323		

1.6 CDTi	Diesel	100	11/13->	ENGINE B 16 DTH
-----------------	--------	------------	---------	----------------------------------

Engine	Information	S10	T10	T20 - T23	T22 - T25
All engines	->ch. B3, ->ch. B8, ->ch. BG, t.tnr. F40		7.6249		
All engines	ch. B3 ->, ch. B8 ->, ch. BG ->, ch. C0 ->, ch. C1 ->, COL:beige, t.tnr. F17/M32, t.tnr. F40		7.6323		

S10 OIL PRESSURE WARNING LIGHT SWITCH	T10 REVERSING LIGHT SWITCH	T20 BRAKE LIGHT SWITCH
T22 SWITCH CLUTCH CONTROL (CRUISE CONTROL)	T23 SWITCH BRAKE ACTUATION (ENGINE TIMING)	T25 SWITCH CLUTCH CONTROL (ENGINE CONTROL)

FUNCTIONS ON THE VEHICLE

Vehicle	alim.	kW	Date	Engine	 S10	 T10	 T20 - T23	 T22 - T25
---------	-------	----	------	--------	---	---	--	---

ENGINE				
1.6 CDTi	Diesel	81	11/13->	B 16 DTL

Engine	Information	S10	T10	T20 - T23	T22 - T25
All engines	->ch. B3, ->ch. B8, ->ch. BG, t.tnr. F40		7.6249		
All engines	ch. B3 ->, ch. B8 ->, ch. BG ->, ch. C0 ->, ch. C1 ->, COL:beige, t.tnr. F17/M32, t.tnr. F40, t.tnr. M32		7.6323		

ENGINE				
1.6 SIDI	Petrol	125	12/12->	A 16 XHT

Engine	Information	S10	T10	T20 - T23	T22 - T25
All engines	conn.shape : oval		7.6323		

ENGINE				
1.6 SIDI	Petrol	147	09/13->	A 16 SHT, B 16 SHT

Engine	Information	S10	T10	T20 - T23	T22 - T25
All engines	ch. B3 ->, ch. B8 ->, ch. BG ->, COL:beige, t.tnr. F40, t.tnr. M32		7.6323		

ENGINE				
1.6 Turbo	Petrol	132	12/09->	A 16 LET

Engine	Information	S10	T10	T20 - T23	T22 - T25
All engines	COL:blue, spanner size 24, switch press. 0.3/0.55 bar, thread M10x1.0	7.0141			
All engines	thread M10x1.0	7.0183			
All engines			7.6249		
All engines	COL:beige		7.6323		

ENGINE				
1.7 CDTi	Diesel	74	12/09->	A 17 DTL, A 17 DTN

Engine	Information	S10	T10	T20 - T23	T22 - T25
All engines		7.0170			
All engines	COL:beige, conn.shape : oval, t.tnr. M32		7.6323		

ENGINE				
1.7 CDTi	Diesel	81	12/09->	A 17 DTC, A 17 DTE, A 17 DTJ

Engine	Information	S10	T10	T20 - T23	T22 - T25
All engines		7.0170	7.6249		
All engines	COL:beige, conn.shape : oval		7.6323		

ENGINE				
1.7 CDTi	Diesel	92	12/09->	A 17 DTR

Engine	Information	S10	T10	T20 - T23	T22 - T25
All engines		7.0170	7.6249		

ENGINE				
1.7 CDTi	Diesel	96	06/11->	A 17 DTF, A 17 DTS

Engine	Information	S10	T10	T20 - T23	T22 - T25
All engines		7.0170			
All engines	COL:beige, t.tnr. M32		7.6323		

ENGINE				
2.0 BiTurbo CDTi	Diesel	143	12/12->	A 20 DTR

Engine	Information	S10	T10	T20 - T23	T22 - T25
All engines	Conn. nr. 1	7.0096			
All engines	->ch. B3, ->ch. B3, B8, BG, ->ch. B8, ->ch. BG, conn. shape : oval		7.6249		
All engines	ch. B3 ->, ch. B8 ->, ch. BG ->, ch. C0 ->, ch. C0, C1, B3, B8, BG ->, ch. C1 ->, COL:beige, conn.shape : oval		7.6323		

ENGINE				
2.0 CDTi	Diesel	118	12/09->	A 20 DTH

Engine	Information	S10	T10	T20 - T23	T22 - T25
All engines	Conn. nr. 1	7.0096			
All engines			7.6249		

ENGINE				
2.0 CDTi	Diesel	121	08/11->	A 20 DTH


Engine	Information	S10	T10	T20 - T23	T22 - T25
All engines	pole nr. 1	7.0096			
All engines	COL:beige, t.tnr. F40		7.6323		

ENGINE				
2.0 VXR	Petrol	206	04/12->	A 20 NFT, B 20 NFT

Engine	Information	S10	T10	T20 - T23	T22 - T25
All engines	->ch. B3, ->ch. B8, ->ch. BG, t.tnr. F40		7.6249		

S10 OIL PRESSURE WARNING LIGHT SWITCH	T10 REVERSING LIGHT SWITCH	T20 BRAKE LIGHT SWITCH
T22 SWITCH CLUTCH CONTROL (CRUISE CONTROL)	T23 SWITCH BRAKE ACTUATION (ENGINE TIMING)	T25 SWITCH CLUTCH CONTROL (ENGINE CONTROL)

FUNCTIONS ON THE VEHICLE

Vehicle	alim.	kW	Date	Engine	 S10	 T10	 T20 - T23	 T22 - T25
---------	-------	----	------	--------	---	---	--	---

2.0 VXR Petrol **206** 04/12-> **ENGINE**
A 20 NFT, B 20 NFT

Engine	Information	S10	T10	T20 - T23	T22 - T25
All engines	ch. B3 ->, ch. B8 ->, ch. BG ->, ch. C0 ->, ch. C1 ->, COL:beige, t.tnr. F40, t.tnr. M32		7.6323		

ASTRA VII

1.0 Petrol **77** 07/15-> **ENGINE**
B 10 XFL, D 10 XFL

Engine	Information	S10	T10	T20 - T23	T22 - T25
All engines	COL:beige		7.6323		

1.4 Petrol **74** 07/15-> **ENGINE**
B 14 XE

Engine	Information	S10	T10	T20 - T23	T22 - T25
All engines	COL:beige		7.6323		

1.4 Turbo Petrol **110** 07/15-> **ENGINE**
B 14 XFT

Engine	Information	S10	T10	T20 - T23	T22 - T25
All engines	COL:beige		7.6323		

1.4 Turbo Petrol **92** 07/15-> **ENGINE**
B 14 XFL

Engine	Information	S10	T10	T20 - T23	T22 - T25
All engines	COL:beige		7.6323		

1.6 CDTi Diesel **100** 07/15-> **ENGINE**
B 16 DTH

Engine	Information	S10	T10	T20 - T23	T22 - T25
All engines	COL:beige		7.6323		

1.6 CDTi Diesel **118** 11/15-> **ENGINE**
B 16 DTR

Engine	Information	S10	T10	T20 - T23	T22 - T25
All engines	COL:beige		7.6323		

1.6 CDTi Diesel **70** 07/15-> **ENGINE**
B 16 DTE

Engine	Information	S10	T10	T20 - T23	T22 - T25
All engines	COL:beige		7.6323		

1.6 CDTi Diesel **81** 07/15-> **ENGINE**
B 16 DTE, B 16 DTU

Engine	Information	S10	T10	T20 - T23	T22 - T25
All engines	COL:beige		7.6323		

1.6 Turbo Petrol **147** 11/15-> **ENGINE**
B 16 SHT

Engine	Information	S10	T10	T20 - T23	T22 - T25
All engines	COL:beige		7.6323		

ASTRAVAN I

1.4 i Petrol **44** 01/91-10/94 **ENGINE**
C 14 NZ

Engine	Information	S10	T10	T20 - T23	T22 - T25
All engines		7.0069	7.6073		
All engines	pole nr. 2			7.1050 T20	
All engines	pole nr. 3			7.1082 T20	

1.6 i Petrol **52** 02/94-10/96 **ENGINE**
X 16 SZ





Engine	Information	S10	T10	T20 - T23	T22 - T25
All engines		7.0069	7.6073		
All engines	pole nr. 2			7.1050 T20	
All engines	pole nr. 3			7.1082 T20	

1.6 i Petrol **55** 01/91-08/98 **ENGINE**
C 16 NZ

Engine	Information	S10	T10	T20 - T23	T22 - T25
All engines		7.0069	7.6073		
All engines	pole nr. 2			7.1050 T20	
All engines	pole nr. 3			7.1082 T20	

S10 OIL PRESSURE WARNING LIGHT SWITCH	T10 REVERSING LIGHT SWITCH	T20 BRAKE LIGHT SWITCH
T22 SWITCH CLUTCH CONTROL (CRUISE CONTROL)	T23 SWITCH BRAKE ACTUATION (ENGINE TIMING)	T25 SWITCH CLUTCH CONTROL (ENGINE CONTROL)

FUNCTIONS ON THE VEHICLE

Vehicle	alim.	kW	Date	Engine	 S10	 T10	 T20 - T23	 T22 - T25
---------	-------	----	------	--------	---	---	--	---

ENGINE				
1.7 D	Diesel	44	01/91-08/94	17 DR

Engine	Information	S10	T10	T20 - T23	T22 - T25
All engines		7.0069	7.6073		
All engines	pole nr. 2			7.1050	T20
All engines	pole nr. 3			7.1082	T20

ENGINE				
1.7 TD	Diesel	50	01/94-08/98	X 17 DTL

Engine	Information	S10	T10	T20 - T23	T22 - T25
All engines		7.0069	7.6073		
All engines	pole nr. 2			7.1050	T20
All engines	pole nr. 3			7.1082	T20

ASTRAVAN II

ENGINE				
1.4 16V	Petrol	66	09/00-05/05	Z 14 XE

Engine	Information	S10	T10	T20 - T23	T22 - T25
All engines	spanner size 24, switch press. 0.3/0.55 bar, thread M14x1.5	7.0069			
All engines	spanner size 19, thread M12x1.5		7.6073		
All engines				7.1156	T20

ENGINE				
1.6 Dualfuel	Petrol/ Petroleum Gas (LPG)	55	02/98-12/00	X 16 SZR

Engine	Information	S10	T10	T20 - T23	T22 - T25
All engines	spanner size 24, switch press. 0.3/0.55 bar, thread M14x1.5	7.0069			
All engines	spanner size 19, thread M12x1.5		7.6073		
All engines	->ch. W2999999, ->ch. W5999999, ->ch. W6999999, ->ch. W8999999, ->ch. WG, ->ch. WH, Conn. nr. 2, -cruise control, spanner size 22			7.1050	T20
All engines	ch. 1H000001 ->, ch. 4G000001 ->, ch. X2000001 ->, ch. X5000001 ->, ch. X6000001 ->, ch. X8000001 ->, Conn. nr. 2			7.1155	T20

ENGINE				
1.6 Dualfuel	Petrol/ Petroleum Gas (LPG)	62	09/00-10/04	Z 16 SE

Engine	Information	S10	T10	T20 - T23	T22 - T25
All engines	spanner size 24, switch press. 0.3/0.55 bar, thread M14x1.5	7.0069			
All engines	spanner size 19, thread M12x1.5		7.6073		
All engines				7.1156	T20

ENGINE				
1.6 Dualfuel	Petrol/ Petroleum Gas (LPG)	74	07/00-08/05	Z 16 XE





Engine	Information	S10	T10	T20 - T23	T22 - T25
All engines		7.0069	7.6073	7.1156	T20
All engines	+cruise control, ->ch. 32000465, 2H999999				7.1123 T22
All engines	+cruise control, ch. 32000466 ->, ch. 35000001 ->, ch. 36000001 ->, ch. 38000001 ->, ch. 38000001 ->, ch. 3H000001 ->				7.1207 T22

ENGINE				
1.6 Dualfuel 16V	Petrol/ Petroleum Gas (LPG)	77	10/04-12/05	Z 16 XEP

Engine	Information	S10	T10	T20 - T23	T22 - T25
All engines	COL:blue, spanner size 24, switch press. 0.3/0.55 bar, thread M10x1.0	7.0141			
All engines	COL:grey, thread M10x1.0	7.0162			
All engines	spanner size 19, thread M12x1.5		7.6073		
All engines	->ch. W2999999, ->ch. W5999999, ->ch. W6999999, ->ch. W8999999, ->ch. WG, ->ch. WH, Conn. nr. 2, spanner size 22, -start-stop function			7.1050	T20
All engines	ch. 1H000001 ->, ch. 4G000001 ->, ch. X2000001 ->, ch. X5000001 ->, ch. X6000001 ->, ch. X8000001 ->, Conn. nr. 2, -start-stop function			7.1155	T20

S10 OIL PRESSURE WARNING LIGHT SWITCH	T10 REVERSING LIGHT SWITCH	T20 BRAKE LIGHT SWITCH
T22 SWITCH CLUTCH CONTROL (CRUISE CONTROL)	T23 SWITCH BRAKE ACTUATION (ENGINE TIMING)	T25 SWITCH CLUTCH CONTROL (ENGINE CONTROL)

FUNCTIONS ON THE VEHICLE

Vehicle	alim.	kW	Date	Engine	 S10	 T10	 T20 - T23	 T22 - T25
---------	-------	----	------	--------	---	---	--	---

				ENGINE
1.6 i	Petrol	55	08/98-09/00	X 16 SZR

Engine	Information	S10	T10	T20 - T23	T22 - T25
All engines	spanner size 24, switch press. 0.3/0.55 bar, thread M14x1.5	7.0069			
All engines	spanner size 19, thread M12x1.5		7.6073		
All engines	-> ch. W8999999, Conn. nr. 2, -cruise control, spanner size 22			7.1050 T20	
All engines	ch. X2000001 ->, Conn. nr. 2, -cruise control			7.1155 T20	

				ENGINE
1.6 i	Petrol	62	09/00-08/06	Z 16 SE

Engine	Information	S10	T10	T20 - T23	T22 - T25
All engines	spanner size 24, switch press. 0.3/0.55 bar, thread M14x1.5	7.0069			
All engines	spanner size 19, thread M12x1.5		7.6073		
All engines				7.1156 T20	
All engines	+cruise control, ch. 26000001 ->, ch. 32000466 ->, ch. 35000001 ->, ch. 38000001, 38000001 ->				7.1207 T22

				ENGINE
1.7 CDTI	Diesel	59	04/04-08/06	Z 17 DTL

Engine	Information	S10	T10	T20 - T23	T22 - T25
All engines		7.0015		7.1156 T20	7.1207 T22
All engines	spanner size 19, thread M12x1.5		7.6073		

				ENGINE
1.7 DTI 16V	Diesel	55	04/01-08/06	Y 17 DT

Engine	Information	S10	T10	T20 - T23	T22 - T25
All engines		7.0015		7.1156 T20	
All engines	spanner size 19, thread M12x1.5		7.6073		
All engines	ch. 32000001 ->, ch. 35000001 ->, ch. 36000001 ->, ch. 38000001, 38000001 ->				7.1207 T22

				ENGINE
1.7 TD	Diesel	50	08/98-08/06	X 17 DTL

Engine	Information	S10	T10	T20 - T23	T22 - T25
All engines		7.0069		7.1156 T20	
All engines	spanner size 19, thread M12x1.5		7.6073		
All engines	ch. 32000001 ->, ch. 35000001 ->, ch. 36000001 ->, ch. 38000001, 38000001 ->				7.1207 T22

				ENGINE
2.0 DI	Diesel	60	08/98-08/06	X 20 DTL, Y 20 DTL

Engine	Information	S10	T10	T20 - T23	T22 - T25
All engines	thread M14x1.5	7.0069			
All engines	spanner size 19, thread M12x1.5		7.6073		
All engines				7.1156 T20	
Eng. X 20 DTL	+cruise control, -> ch. 32000465, 2H999999				7.1123 T22
Eng. X 20 DTL	+cruise control, ch. 32000466 ->, ch. 35000001 ->, ch. 36000001 ->, ch. 38000001 ->, ch. 38000001 ->, ch. 38000001 ->, ch. 38000001 ->				7.1207 T22

				ENGINE
2.0 DTI	Diesel	74	04/04-08/06	Y 20 DTH

Engine	Information	S10	T10	T20 - T23	T22 - T25
All engines	thread M14x1.5	7.0069			
All engines	spanner size 19, thread M12x1.5		7.6073		
All engines				7.1156 T20	

ASTRAVAN III

				ENGINE
1.3 CDTi	Diesel	66	08/05->	Z 13 DTH

Engine	Information	S10	T10	T20 - T23	T22 - T25
All engines	Conn. nr. 1	7.0096			
All engines	COL:beige, t.nnr. M20/M32		7.6323		
All engines				7.1208 T20	
All engines	ch. 52000001 ->				7.1207 T25

				ENGINE
1.4 i	Petrol	66	03/05->	Z 14 XEP

Engine	Information	S10	T10	T20 - T23	T22 - T25
All engines	thread M10x1.0	7.0183			
All engines	COL:beige, t.nnr. M20/M32		7.6323		
All engines				7.1208 T20	

S10	OIL PRESSURE WARNING LIGHT SWITCH	T10	REVERSING LIGHT SWITCH	T20	BRAKE LIGHT SWITCH
T22	SWITCH CLUTCH CONTROL (CRUISE CONTROL)	T23	SWITCH BRAKE ACTUATION (ENGINE TIMING)	T25	SWITCH CLUTCH CONTROL (ENGINE CONTROL)

FUNCTIONS ON THE VEHICLE

Vehicle	alim.	kW	Date	Engine	 S10	 T10	 T20 - T23	 T22 - T25
---------	-------	----	------	--------	---	---	--	---

ENGINE				
1.4 i	Petrol	66	03/05->	Z 14 XEP

Engine	Information	S10	T10	T20 - T23	T22 - T25
All engines	ch. 52000001 ->				7.1207 T25

ENGINE				
1.6	Petrol	76	03/05->	Z 16 XE1, Z 16 XEP

Engine	Information	S10	T10	T20 - T23	T22 - T25
All engines	COL:blue, spanner size 24, switch press. 0.3/0.55 bar, thread M10x1.0	7.0141			
All engines	COL:grey, thread M10x1.0	7.0162			
All engines	COL:beige, t.tnr. M20/M32		7.6323		
All engines				7.1208 T20	
All engines	ch. 52000001 ->				7.1207 T25

ENGINE				
1.7 CDTi	Diesel	59	03/05-07/06	Z 17 DTL

Engine	Information	S10	T10	T20 - T23	T22 - T25
All engines		7.0015		7.1208 T20	
All engines	COL:beige, t.tnr. M20/M32		7.6323		
All engines	ch. 52000001 ->				7.1207 T25

ENGINE				
1.7 CDTi	Diesel	74	03/05-11/11	Z 17 DTH

Engine	Information	S10	T10	T20 - T23	T22 - T25
All engines		7.0015		7.1208 T20	
All engines	COL:beige, t.tnr. M20/M32		7.6323		
All engines	ch. 52000001 ->				7.1207 T25

ENGINE				
1.7 CDTi	Diesel	81	06/11-12/13	A 17 DTJ, Z 17 DTJ

Engine	Information	S10	T10	T20 - T23	T22 - T25
All engines		7.0170		7.1208 T20	7.1207 T22
All engines	COL:beige		7.6323		

ENGINE				
1.7 CDTi	Diesel	92	11/11->	A 17 DTR, Z 17 DTR

Engine	Information	S10	T10	T20 - T23	T22 - T25
All engines		7.0170		7.1208 T20	7.1207 T22
All engines	COL:beige		7.6323		

ENGINE				
1.9 CDTi	Diesel	110	03/05-11/11	Z 19 DTH

Engine	Information	S10	T10	T20 - T23	T22 - T25
All engines	Conn. nr. 1	7.0096			
All engines	COL:beige, t.tnr. M20/M32		7.6323		
All engines				7.1208 T20	
All engines	ch. 52000001 ->				7.1207 T25

ENGINE				
1.9 CDTi	Diesel	88	03/05-11/11	Z 19 DT

Engine	Information	S10	T10	T20 - T23	T22 - T25
All engines	Conn. nr. 1	7.0096			
All engines	COL:beige, t.tnr. M20/M32		7.6323		
All engines				7.1208 T20	
All engines	ch. 52000001 ->				7.1207 T25

CALIBRA

ENGINE				
2.0 i	Petrol	85	06/90-07/97	C 20 NE

Engine	Information	S10	T10	T20 - T23	T22 - T25
All engines	->ch. R1999999, R9999999	7.0069			
All engines			7.6073		
All engines	pole nr. 2, see connection type			7.1050, 7.1098	T20
All engines	pole nr. 3			7.1082	T20

ENGINE				
2.0 i 16V	Petrol	100	06/90-07/97	X 20 XEV

Engine	Information	S10	T10	T20 - T23	T22 - T25
All engines	->ch. R1999999, R9999999	7.0069			
All engines			7.6073		

S10 OIL PRESSURE WARNING LIGHT SWITCH	T10 REVERSING LIGHT SWITCH	T20 BRAKE LIGHT SWITCH
T22 SWITCH CLUTCH CONTROL (CRUISE CONTROL)	T23 SWITCH BRAKE ACTUATION (ENGINE TIMING)	T25 SWITCH CLUTCH CONTROL (ENGINE CONTROL)

FUNCTIONS ON THE VEHICLE

Vehicle	alim.	kW	Date	Engine	 S10	 T10	 T20 - T23	 T22 - T25
---------	-------	----	------	--------	---	---	--	---

				ENGINE
2.0 i 16V	Petrol	100	06/90-07/97	X 20 XEV

Engine	Information	S10	T10	T20 - T23	T22 - T25
All engines	pole nr. 2, see connection type			7.1050, 7.1098	T20
All engines	pole nr. 3			7.1082	T20

				ENGINE
2.0 i 16V	Petrol	110	06/90-02/94	C 20 XE

Engine	Information	S10	T10	T20 - T23	T22 - T25
All engines	->ch. R1999999, R9999999	7.0069			
All engines			7.6073		
All engines	pole nr. 2, see connection type			7.1050, 7.1098	T20
All engines	pole nr. 3			7.1082	T20

				ENGINE
2.0 i 16V 4x4	Petrol	100	02/94-07/97	X 20 XEV

Engine	Information	S10	T10	T20 - T23	T22 - T25
All engines	->ch. R1999999, R9999999	7.0069			
All engines			7.6073		
All engines	pole nr. 2, see connection type			7.1050, 7.1098	T20
All engines	pole nr. 3			7.1082	T20

				ENGINE
2.0 i 16V 4x4	Petrol	110	06/90-02/94	C 20 XE

Engine	Information	S10	T10	T20 - T23	T22 - T25
All engines	->ch. R1999999, R9999999	7.0069			
All engines			7.6073		
All engines	pole nr. 2, see connection type			7.1050, 7.1098	T20
All engines	pole nr. 3			7.1082	T20

				ENGINE
2.0 i 4x4	Petrol	85	06/90-07/97	C 20 NE

Engine	Information	S10	T10	T20 - T23	T22 - T25
All engines	->ch. R1999999, R9999999	7.0069			
All engines			7.6073		
All engines	pole nr. 2, see connection type			7.1050, 7.1098	T20
All engines	pole nr. 3			7.1082	T20

				ENGINE
2.0 i Turbo 4x4	Petrol	150	03/92-07/97	C 20 LET

Engine	Information	S10	T10	T20 - T23	T22 - T25
All engines	->ch. R1999999, R9999999	7.0069			
All engines			7.6073		
All engines	pole nr. 2			7.1050	T20
All engines	pole nr. 3			7.1082	T20

				ENGINE
2.5 i V6	Petrol	125	04/93-07/97	C 25 XE, X 25 XE

Engine	Information	S10	T10	T20 - T23	T22 - T25
All engines	->ch. R1999999, R9999999	7.0069			
All engines			7.6073		
All engines	pole nr. 2, see connection type			7.1050, 7.1098	T20
All engines	pole nr. 3			7.1082	T20

CASCADA

				ENGINE
1.4	Petrol	103	02/13->	A 14 NET, B 14 NET

Engine	Information	S10	T10	T20 - T23	T22 - T25
Eng. B 14 NET		7.0141			
Eng. A 14 NET	thread M10x1.0	7.0183			
All engines	COL.beige, no specific info conc. application available		7.6323		

				ENGINE
1.4	Petrol	88	02/13->	A 14 NEL

Engine	Information	S10	T10	T20 - T23	T22 - T25
All engines		7.0183			
All engines	no specific info conc. application available		7.6323		

S10 OIL PRESSURE WARNING LIGHT SWITCH	T10 REVERSING LIGHT SWITCH	T20 BRAKE LIGHT SWITCH
T22 SWITCH CLUTCH CONTROL (CRUISE CONTROL)	T23 SWITCH BRAKE ACTUATION (ENGINE TIMING)	T25 SWITCH CLUTCH CONTROL (ENGINE CONTROL)

Vehicle	alim.	kW	Date	Engine	 S10	 T10	 T20 - T23	 T22 - T25
---------	-------	----	------	--------	---	---	--	---

ENGINE				
1.6	Petrol	147	11/13->	A 16 SHT, B 16 SHT

Engine	Information	S10	T10	T20 - T23	T22 - T25
All engines	->ch. DG999999, ch. EG000001 ->, COL:beige, -start-stop function		7.6323		

ENGINE				
2.0 CDTI	Diesel	121	02/13->	A 20 DTH

Engine	Information	S10	T10	T20 - T23	T22 - T25
All engines	ch. EG000001 ->	7.0096			
All engines	COL:beige		7.6323		

ENGINE				
2.0 CDTI	Diesel	125	07/15->	B 20 DTH

Engine	Information	S10	T10	T20 - T23	T22 - T25
All engines	COL:beige, -start-stop function		7.6323		

ENGINE				
2.0 CDTI	Diesel	143	02/13->	A 20 DTR

Engine	Information	S10	T10	T20 - T23	T22 - T25
All engines	Conn. nr. 1	7.0096			
All engines	COL:beige		7.6323		

COMBO B

ENGINE				
1.2	Petrol	33	07/94-10/01	C 12 NZ, X 12 SZ

Engine	Information	S10	T10	T20 - T23	T22 - T25
All engines		7.0069	7.6073	7.1004 T20	

ENGINE				
1.4	Petrol	44	07/94-10/01	C 14 NZ

Engine	Information	S10	T10	T20 - T23	T22 - T25
All engines		7.0069	7.6073	7.1004 T20	

ENGINE				
1.4	Petrol	60	07/94-10/01	C 14 SE

Engine	Information	S10	T10	T20 - T23	T22 - T25
All engines		7.0069	7.6073	7.1004 T20	

ENGINE				
1.4 16V	Petrol	66	08/99-10/01	X 14 XE

Engine	Information	S10	T10	T20 - T23	T22 - T25
All engines		7.0069	7.6073	7.1004 T20	

ENGINE				
1.7 D	Diesel	44	07/94-10/01	17 D (4EE1), X 17 D (4EE1)

Engine	Information	S10	T10	T20 - T23	T22 - T25
All engines		7.0015	7.6073	7.1004 T20	

COMBO C

ENGINE				
1.3 CDTI 16V	Diesel	51	09/04-02/12	Y 13 DT, Z 13 DT

Engine	Information	S10	T10	T20 - T23	T22 - T25
All engines	Conn. nr. 1	7.0096			
All engines	spanner size 19, thread M12x1.5		7.6073		
All engines	->ch. 23039908, ->ch. 24317080, ->ch. 26123515, LHD, RHD			7.1163 T20	
Eng. Y 13 DT	ch. 23039909 ->, ch. 24317081 ->, ch. 26123516 ->, LHD			7.1205 T20	
All engines					7.1207 T22, T25

ENGINE				
1.3 CDTI 16V	Diesel	55	10/05-02/12	Z 13 DTJ

Engine	Information	S10	T10	T20 - T23	T22 - T25
All engines	Conn. nr. 1	7.0096			
All engines	spanner size 19, thread M12x1.5		7.6073		
All engines				7.1163 T20	7.1207 T22, T25

ENGINE				
1.4	Petrol	66	10/04-09/10	Z 14 XEP

Engine	Information	S10	T10	T20 - T23	T22 - T25
All engines	COL:blue, spanner size 24, switch press. 0.3/0.55 bar, thread M10x1.0	7.0141			
All engines	spanner size 19, thread M12x1.5		7.6073		

S10 OIL PRESSURE WARNING LIGHT SWITCH	T10 REVERSING LIGHT SWITCH	T20 BRAKE LIGHT SWITCH
T22 SWITCH CLUTCH CONTROL (CRUISE CONTROL)	T23 SWITCH BRAKE ACTUATION (ENGINE TIMING)	T25 SWITCH CLUTCH CONTROL (ENGINE CONTROL)

FUNCTIONS ON THE VEHICLE

Vehicle	alim.	kW	Date	Engine	 S10	 T10	 T20 - T23	 T22 - T25
---------	-------	----	------	--------	---	---	--	---

ENGINE				
1.4	Petrol	66	10/04-09/10	Z 14 XEP

Engine	Information	S10	T10	T20 - T23	T22 - T25
All engines				7.1163 T20	7.1207 T22

ENGINE				
1.4 16V	Petrol	66	10/01-05/07	Z 14 XE

Engine	Information	S10	T10	T20 - T23	T22 - T25
All engines		7.0069	7.6073		
All engines	->ch. 23039908, ->ch. 24317080, ->ch. 26123515, LHD, RHD			7.1163 T20	
All engines	ch. 23039909 ->, ch. 24317081 ->, ch. 26123516 ->, LHD			7.1205 T20	
All engines	+cruise control, ->ch. 33999999, ->ch. 34999999, ->ch. 36999999				7.1123 T22
All engines	+cruise control, ch. 43000001 ->, ch. 44000001 ->, ch. 46000001 ->				7.1207 T22

ENGINE				
1.4 i 16V	Petrol	66	01/04-11/11	Z 14 XEP

Engine	Information	S10	T10	T20 - T23	T22 - T25
All engines	COL:blue, spanner size 24, switch press. 0.3/0.55 bar, thread M10x1.0	7.0141			
All engines	spanner size 19, thread M12x1.5		7.6073		
All engines				7.1163 T20	7.1207 T25

ENGINE				
1.6	Petrol	62	09/01-10/04	Z 16 SE

Engine	Information	S10	T10	T20 - T23	T22 - T25
All engines	spanner size 24, switch press. 0.3/0.55 bar, thread M14x1.5	7.0069			
All engines	spanner size 19, thread M12x1.5		7.6073		
All engines				7.1163 T20	
All engines	->ch. 36999999				7.1123 T25
All engines	ch. 46000001 ->				7.1207 T25

ENGINE				
1.6	Petrol	64	10/01-11/11	Z 16 SE

Engine	Information	S10	T10	T20 - T23	T22 - T25
All engines	spanner size 24, switch press. 0.3/0.55 bar, thread M14x1.5	7.0069			
All engines	spanner size 19, thread M12x1.5		7.6073		
All engines				7.1163 T20	
All engines	->ch. 33999999, ->ch. 34999999, ->ch. 36999999				7.1123 T22
All engines	->ch. 36999999				7.1123 T25
All engines	ch. 43000001 ->, ch. 44000001 ->, ch. 46000001 ->				7.1207 T22
All engines	ch. 46000001 ->				7.1207 T25

ENGINE				
1.6 CNG	Petrol/ Natural Gas (CNG)	69	06/06-09/10	Z 16 YNG

Engine	Information	S10	T10	T20 - T23	T22 - T25
All engines		7.0069	7.6073		
All engines	->ch. 23039908, ->ch. 24317080, ->ch. 26123515, LHD, RHD			7.1163 T20	
All engines	ch. 23039909 ->, ch. 24317081 ->, ch. 26123516 ->, LHD			7.1205 T20	
All engines	+cruise control, ->ch. 33999999, ->ch. 34999999, ->ch. 36999999				7.1123 T22
All engines	+cruise control, ch. 43000001 ->, ch. 44000001 ->, ch. 46000001 ->				7.1207 T22

ENGINE				
1.6 CNG	Petrol/ Natural Gas (CNG)	71	04/05-02/12	Z 16 YNG

Engine	Information	S10	T10	T20 - T23	T22 - T25
All engines		7.0069	7.6073		
All engines	->ch. 23039908, ->ch. 24317080, ->ch. 26123515, LHD, RHD			7.1163 T20	
All engines	ch. 23039909 ->, ch. 24317081 ->, ch. 26123516 ->, LHD			7.1205 T20	
All engines	+cruise control, ->ch. 33999999, ->ch. 34999999, ->ch. 36999999				7.1123 T22
All engines	+cruise control, ch. 43000001 ->, ch. 44000001 ->, ch. 46000001 ->				7.1207 T22

S10 OIL PRESSURE WARNING LIGHT SWITCH	T10 REVERSING LIGHT SWITCH	T20 BRAKE LIGHT SWITCH
T22 SWITCH CLUTCH CONTROL (CRUISE CONTROL)	T23 SWITCH BRAKE ACTUATION (ENGINE TIMING)	T25 SWITCH CLUTCH CONTROL (ENGINE CONTROL)

FUNCTIONS ON THE VEHICLE

Vehicle	alim.	kW	Date	Engine	 S10	 T10	 T20 - T23	 T22 - T25
---------	-------	----	------	--------	---	---	--	---

ENGINE				
1.6 CNG 16V	Petrol/ Natural Gas (CNG)	69	06/06-02/12	Y 16 YNG, Z 16 YNG

Engine	Information	S10	T10	T20 - T23	T22 - T25
All engines	spanner size 24, switch press. 0.3/0.55 bar, thread M14x1.5	7.0069			
All engines	spanner size 19, thread M12x1.5		7.6073		
All engines				7.1163 T20	7.1207 T25

ENGINE				
1.6 CNG 16V	Petrol/ Natural Gas (CNG)	71	04/05-02/12	Z 16 YNG

Engine	Information	S10	T10	T20 - T23	T22 - T25
All engines	spanner size 24, switch press. 0.3/0.55 bar, thread M14x1.5	7.0069			
All engines	spanner size 19, thread M12x1.5		7.6073		
All engines				7.1163 T20	7.1207 T25

ENGINE				
1.7 CDTi 16V	Diesel	74	12/04-11/11	Z 17 DTH

Engine	Information	S10	T10	T20 - T23	T22 - T25
All engines		7.0015		7.1163 T20	7.1207 T22, T25
All engines	spanner size 19, thread M12x1.5		7.6073		

ENGINE				
1.7 DI 16V	Diesel	48	09/01-11/11	Y 17 DTL

Engine	Information	S10	T10	T20 - T23	T22 - T25
All engines		7.0015		7.1163 T20	
All engines	spanner size 19, thread M12x1.5		7.6073		
All engines	->ch. 33999999, ->ch. 34999999, ->ch. 36999999				7.1123 T22
All engines	->ch. 36999999				7.1123 T25
All engines	ch. 43000001 ->, ch. 44000001 ->, ch. 46000001 ->				7.1207 T22
All engines	ch. 46000001 ->				7.1207 T25

ENGINE				
1.7 DTi 16V	Diesel	55	10/01-02/12	Y 17 DT

Engine	Information	S10	T10	T20 - T23	T22 - T25
All engines		7.0015		7.1163 T20	
All engines	spanner size 19, thread M12x1.5		7.6073		
All engines	->ch. 33999999, ->ch. 34999999, ->ch. 36999999				7.1123 T22
All engines	->ch. 36999999				7.1123 T25
All engines	ch. 43000001 ->, ch. 44000001 ->, ch. 46000001 ->				7.1207 T22
All engines	ch. 46000001 ->				7.1207 T25

COMBO D

ENGINE				
1.3 CDTi	Diesel	66	11/11->	A 13 FD

Engine	Information	S10	T10	T20 - T23	T22 - T25
All engines	Conn. nr. 1	7.0096			
All engines			7.6067	7.1247 T20	
All engines	-start-stop function				7.1226 T22

ENGINE				
1.3 CDTi	Diesel	70	03/16->	A 13 FD




Engine	Information	S10	T10	T20 - T23	T22 - T25
All engines	Conn. nr. 1, euro 5	7.0096			
All engines	+start-stop function, euro 6	7.0163			
All engines			7.6067		

ENGINE				
1.4	Petrol	70	11/11->	A 14 FP

Engine	Information	S10	T10	T20 - T23	T22 - T25
All engines	Conn. nr. 1	7.0096			
All engines			7.6142	7.1247 T20	
All engines	-start-stop function				7.1226 T25

S10	OIL PRESSURE WARNING LIGHT SWITCH	T10	REVERSING LIGHT SWITCH	T20	BRAKE LIGHT SWITCH
T22	SWITCH CLUTCH CONTROL (CRUISE CONTROL)	T23	SWITCH BRAKE ACTUATION (ENGINE TIMING)	T25	SWITCH CLUTCH CONTROL (ENGINE CONTROL)

FUNCTIONS ON THE VEHICLE

Vehicle	alim.	kW	Date	Engine	 S10	 T10	 T20 - T23	 T22 - T25
---------	-------	----	------	--------	---	---	--	---

				ENGINE
1.4 CNG	Petrol/ Natural Gas (CNG)	88	11/11->	A 14 FC

Engine	Information	S10	T10	T20 - T23	T22 - T25
All engines		7.0096		7.1247 T20	
All engines	t.tnr. EASYTRONIC		7.6067		
All engines	+manual transmission		7.6196		
All engines	-start-stop function				7.1226 T22

				ENGINE
1.6 CDTi	Diesel	66	11/11->	A 16 FDL

Engine	Information	S10	T10	T20 - T23	T22 - T25
All engines	Conn. nr. 1	7.0096			
All engines	t.tnr. EASYTRONIC		7.6067		
All engines	+manual transmission		7.6196		
All engines				7.1247 T20	

				ENGINE
1.6 CDTi	Diesel	74	11/11->	A 16 FDH

Engine	Information	S10	T10	T20 - T23	T22 - T25
All engines		7.0096		7.1247 T20	
All engines	t.tnr. EASYTRONIC		7.6067		
All engines	+manual transmission		7.6196		

				ENGINE
1.6 CDTi	Diesel	77	11/11->	A 16 FDH

Engine	Information	S10	T10	T20 - T23	T22 - T25
All engines	Conn. nr. 1	7.0096			
All engines	semiaut.		7.6067		
All engines	man.		7.6196		
All engines				7.1247 T20	
All engines	-start-stop function				7.1226 T22

				ENGINE
2.0 CDTi	Diesel	99	11/11->	A 20 FD

Engine	Information	S10	T10	T20 - T23	T22 - T25
All engines	Conn. nr. 1	7.0096			
All engines			7.6196	7.1247 T20	
All engines	-start-stop function				7.1226 T22

CORSA B

				ENGINE
1.0 i 12V	Petrol	40	11/96-09/00	X 10 XE

Engine	Information	S10	T10	T20 - T23	T22 - T25
All engines		7.0183	7.6073	7.1004 T20	

				ENGINE
1.2 i	Petrol	33	03/93-09/00	C 12 NZ, X 12 SZ

Engine	Information	S10	T10	T20 - T23	T22 - T25
All engines		7.0069	7.6073	7.1004 T20	

				ENGINE
1.2 i 16V	Petrol	48	03/98-09/00	X 12 XE

Engine	Information	S10	T10	T20 - T23	T22 - T25
All engines		7.0183	7.6073	7.1004 T20	

				ENGINE
1.4 i	Petrol	44	03/93-09/00	C 14 NZ, X 14 SZ

Engine	Information	S10	T10	T20 - T23	T22 - T25
All engines		7.0069	7.6073	7.1004 T20	

				ENGINE
1.4 i 16V	Petrol	66	09/94-09/00	X 14 XE





Engine	Information	S10	T10	T20 - T23	T22 - T25
All engines		7.0069	7.6073	7.1004 T20	

				ENGINE
1.4 i S	Petrol	60	03/93-09/00	C 14 SE

Engine	Information	S10	T10	T20 - T23	T22 - T25
All engines		7.0069	7.6073	7.1004 T20	

S10	OIL PRESSURE WARNING LIGHT SWITCH	T10	REVERSING LIGHT SWITCH	T20	BRAKE LIGHT SWITCH
T22	SWITCH CLUTCH CONTROL (CRUISE CONTROL)	T23	SWITCH BRAKE ACTUATION (ENGINE TIMING)	T25	SWITCH CLUTCH CONTROL (ENGINE CONTROL)

FUNCTIONS ON THE VEHICLE

Vehicle	alim.	kW	Date	Engine	 S10	 T10	 T20 - T23	 T22 - T25
---------	-------	----	------	--------	---	---	--	---


ENGINE					S10	T10	T20 - T23	T22 - T25
1.5 TD	Diesel	49	03/93-10/96	15 DT (T4EC1), X 15 DT (T4EC1)				
Engine Information								
All engines					7.0015	7.6073	7.1004 T20	
ENGINE					S10	T10	T20 - T23	T22 - T25
1.6 GSI 16V	Petrol	80	03/93-09/00	C 16 XE				
Engine Information								
All engines					7.0069	7.6073	7.1004 T20	
ENGINE					S10	T10	T20 - T23	T22 - T25
1.6 i 16V	Petrol	78	09/94-09/00	X 16 XE				
Engine Information								
All engines					7.0069	7.6073	7.1004 T20	
ENGINE					S10	T10	T20 - T23	T22 - T25
1.7 D	Diesel	44	02/96-09/00	17 D (4EE1), X 17 D (4EE1)				
Engine Information								
All engines					7.0015	7.6073	7.1004 T20	

CORSA C

ENGINE					S10	T10	T20 - T23	T22 - T25
1.0 12V	Petrol	43	09/00-10/03	Z 10 XE				
Engine Information								
All engines					7.0141			
All engines						7.6073		
All engines							7.1163 T20	7.1123 T25
ENGINE					S10	T10	T20 - T23	T22 - T25
1.0 12V	Petrol	44	11/03-10/06	Z 10 XEP				
Engine Information								
All engines					7.0141			
All engines						7.6073		
All engines							7.1163 T20	7.1207 T25
ENGINE					S10	T10	T20 - T23	T22 - T25
1.2 16V	Petrol	55	09/00-10/06	Z 12 XE				
Engine Information								
All engines					7.0141			
All engines						7.6073		
All engines							7.1163 T20	
All engines								7.1123 T25
All engines								7.1207 T25
ENGINE					S10	T10	T20 - T23	T22 - T25
1.2 16V Dualfuel	Petrol/ Petro- leum Gas (LPG)	55	08/01-10/06	Z 12 XE				
Engine Information								
All engines					7.0141			
All engines						7.6073		
All engines							7.1163 T20	
All engines								7.1123 T25
All engines								7.1207 T25
ENGINE					S10	T10	T20 - T23	T22 - T25
1.2 Twinport	Petrol	59	07/04-10/06	Z 12 XEP				
Engine Information								
All engines					7.0183			
All engines						7.6073		
All engines							7.1163 T20	7.1207 T25
ENGINE					S10	T10	T20 - T23	T22 - T25
1.3 CDTI 16V	Diesel	52	08/00-09/06	Y 13 DT, Z 13 DT				
Engine Information								
All engines					7.0096			
All engines						7.6073		
All engines							7.1163 T20	7.1207 T22

S10 OIL PRESSURE WARNING LIGHT SWITCH	T10 REVERSING LIGHT SWITCH	T20 BRAKE LIGHT SWITCH
T22 SWITCH CLUTCH CONTROL (CRUISE CONTROL)	T23 SWITCH BRAKE ACTUATION (ENGINE TIMING)	T25 SWITCH CLUTCH CONTROL (ENGINE CONTROL)

FUNCTIONS ON THE VEHICLE

Vehicle	alim.	kW	Date	Engine	 S10	 T10	 T20 - T23	 T22 - T25
---------	-------	----	------	--------	---	---	--	---

				ENGINE
1.4 16V	Petrol	66	09/00-10/06	Z 14 XE

Engine	Information	S10	T10	T20 - T23	T22 - T25
All engines	spanner size 24, switch press. 0.3/0.55 bar, thread M14x1.5	7.0069			
All engines	spanner size 19, thread M12x1.5		7.6073		
All engines				7.1163 T20	
All engines	-> 01/07/03, ->ch. 33999999, ->ch. 34999999, ->ch. 36999999				7.1123 T22
All engines	01/08/03 ->, ch. 43000001 ->, ch. 44000001 ->, ch. 46000001 ->				7.1207 T22

				ENGINE
1.4 Twinport	Petrol	66	06/03-10/06	Z 14 XEP

Engine	Information	S10	T10	T20 - T23	T22 - T25
All engines	COL:blue, spanner size 24, switch press. 0.3/0.55 bar, thread M10x1.0	7.0141			
All engines	spanner size 19, thread M12x1.5		7.6073		
All engines				7.1163 T20	7.1207 T25

				ENGINE
1.7 CDTI 16V	Diesel	74	08/00-09/06	Z 17 DTH

Engine	Information	S10	T10	T20 - T23	T22 - T25
All engines		7.0015		7.1163 T20	7.1207 T25
All engines	spanner size 19, thread M12x1.5		7.6073		

				ENGINE
1.7 DI 16V	Diesel	48	08/00-09/06	Y 17 DTL

Engine	Information	S10	T10	T20 - T23	T22 - T25
All engines		7.0015		7.1163 T20	
All engines	spanner size 19, thread M12x1.5		7.6073		
All engines	->ch. 36999999				7.1123 T25
All engines	ch. 46000001 ->				7.1207 T25

				ENGINE
1.7 DTI 16V	Diesel	55	08/00-09/06	Y 17 DT

Engine	Information	S10	T10	T20 - T23	T22 - T25
All engines		7.0015		7.1163 T20	
All engines	spanner size 19, thread M12x1.5		7.6073		
All engines	->ch. 36999999				7.1123 T25
All engines	ch. 46000001 ->				7.1207 T25

				ENGINE
1.8 16V	Petrol	92	08/00-09/06	Z 18 XE

Engine	Information	S10	T10	T20 - T23	T22 - T25
All engines	spanner size 24, switch press. 0.3/0.55 bar, thread M14x1.5	7.0069			
All engines	spanner size 19, thread M12x1.5		7.6073		
All engines	->ch. 23039908, ->ch. 24317080, ->ch. 26123515, BELT WARNING (-), BELT WARNING (+)			7.1163 T20	
All engines	BELT WARNING (-), ch. 23039909 ->, ch. 24317081 ->, ch. 26123516 ->			7.1205 T20	
All engines	->ch. 36999999				7.1123 T22
All engines	ch. 46000001 ->				7.1207 T22

CORSA D

				ENGINE
1.0	Petrol	44	11/06-08/14	A 10 XEP, Z 10 XEP

Engine	Information	S10	T10	T20 - T23	T22 - T25
All engines	thread M10x1.0	7.0183			
Eng. Z 10 XEP			7.6249		
Eng. A 10 XEP			7.6323		
All engines				7.1208 T20	
All engines	-start-stop function				7.1207 T22

				ENGINE
1.0 i 12V	Petrol	48	06/10-08/14	A 10 XEP

Engine	Information	S10	T10	T20 - T23	T22 - T25
All engines	COL:blue, spanner size 24, switch press. 0.3/0.55 bar, thread M10x1.0	7.0141			
All engines	t.tnr. M32		7.6249		
All engines	COL:beige, t.tnr. F13/F17/M20		7.6323		
All engines				7.1208 T20	
All engines	-start-stop function				7.1207 T22

S10 OIL PRESSURE WARNING LIGHT SWITCH	T10 REVERSING LIGHT SWITCH	T20 BRAKE LIGHT SWITCH
T22 SWITCH CLUTCH CONTROL (CRUISE CONTROL)	T23 SWITCH BRAKE ACTUATION (ENGINE TIMING)	T25 SWITCH CLUTCH CONTROL (ENGINE CONTROL)

FUNCTIONS ON THE VEHICLE

Vehicle	alim.	kW	Date	Engine	 S10	 T10	 T20 - T23	 T22 - T25
---------	-------	----	------	--------	---	---	--	---

ENGINE				
1.2	Petrol	51	06/10-08/14	A 12 XEL

Engine	Information	S10	T10	T20 - T23	T22 - T25
All engines	thread M10x1.0	7.0183			
All engines	COL:beige		7.6323		
All engines				7.1208	T20
All engines	-start-stop function				7.1207 T22

ENGINE				
1.2	Petrol	59	11/06-08/14	Z 12 XEP

Engine	Information	S10	T10	T20 - T23	T22 - T25
All engines	thread M10x1.0	7.0183			
All engines			7.6249	7.1208	T20
All engines	-start-stop function				7.1207 T22

ENGINE				
1.2 i 16V	Petrol	63	11/06-08/14	A 12 XER

Engine	Information	S10	T10	T20 - T23	T22 - T25
All engines	COL:blue, spanner size 24, switch press. 0.3/0.55 bar, thread M10x1.0	7.0141			
All engines	t.tnr. M32		7.6249		
All engines	COL:beige, t.tnr. F13/F17/M20		7.6323		
All engines				7.1208	T20
All engines	-start-stop function				7.1207 T22

ENGINE				
1.2 LPG	Petrol/ Petroleum Gas (LPG)	59	09/09-08/14	Z 12 XEP

Engine	Information	S10	T10	T20 - T23	T22 - T25
All engines	thread M10x1.0	7.0183			
All engines	COL:beige		7.6323		
All engines				7.1208	T20
All engines	-start-stop function				7.1207 T22

ENGINE				
1.2 LPG	Petrol/ Petroleum Gas (LPG)	61	06/11-08/14	A 12 XER

Engine	Information	S10	T10	T20 - T23	T22 - T25
All engines		7.0183	7.6323	7.1208	T20
All engines	-start-stop function				7.1207 T22

ENGINE				
1.2 LPG	Petrol/ Petroleum Gas (LPG)	63	08/11-08/14	A 12 XER

Engine	Information	S10	T10	T20 - T23	T22 - T25
All engines	thread M10x1.0	7.0183			
All engines	COL:beige		7.6323		
All engines				7.1208	T20
All engines					7.1207 T25

ENGINE				
1.3 CDTI	Diesel	55	07/06-08/14	A 13 DTC, Z 13 DTJ

Engine	Information	S10	T10	T20 - T23	T22 - T25
All engines	+start-stop function, ->ch. B4999999, ->ch. B6999999, Conn. nr. 1, -start-stop function	7.0096			
All engines	COL:beige		7.6323		
All engines				7.1208	T20
All engines					7.1207 T25

ENGINE				
1.3 CDTI	Diesel	66	07/06-08/14	Z 13 DTH

Engine	Information	S10	T10	T20 - T23	T22 - T25
All engines	Conn. nr. 1	7.0096			
All engines			7.6249	7.1208	T20
All engines					7.1207 T22

ENGINE				
1.3 CDTI	Diesel	70	06/10-08/14	A 13 DTE, A 13 DTR, Z 13 DTE

Engine	Information	S10	T10	T20 - T23	T22 - T25
All engines	+start-stop function, ->ch. B4999999, ->ch. B6999999, Conn. nr. 1	7.0096			
All engines	COL:beige		7.6323		

S10 OIL PRESSURE WARNING LIGHT SWITCH	T10 REVERSING LIGHT SWITCH	T20 BRAKE LIGHT SWITCH
T22 SWITCH CLUTCH CONTROL (CRUISE CONTROL)	T23 SWITCH BRAKE ACTUATION (ENGINE TIMING)	T25 SWITCH CLUTCH CONTROL (ENGINE CONTROL)

FUNCTIONS ON THE VEHICLE

Vehicle	alim.	kW	Date	Engine	 S10	 T10	 T20 - T23	 T22 - T25
---------	-------	----	------	--------	---	---	--	---

				ENGINE
1.3 CDTI	Diesel	70	06/10-08/14	A 13 DTE, A 13 DTR, Z 13 DTE

Engine	Information	S10	T10	T20 - T23	T22 - T25
All engines				7.1208 T20	7.1207 T25

				ENGINE
1.4	Petrol	64	09/09-08/14	A 14 XEL

Engine	Information	S10	T10	T20 - T23	T22 - T25
All engines		7.0183	7.6323	7.1208 T20	
All engines	-start-stop function				7.1207 T22

				ENGINE
1.4	Petrol	66	07/06-08/14	Z 14 XEP

Engine	Information	S10	T10	T20 - T23	T22 - T25
All engines	thread M10x1.0	7.0183			
All engines			7.6249	7.1208 T20	7.1207 T22

				ENGINE
1.4	Petrol	74	07/10-08/14	A 14 XER

Engine	Information	S10	T10	T20 - T23	T22 - T25
All engines	COL:blue, spanner size 24, switch press. 0.3/0.55 bar, thread M10x1.0	7.0141			
All engines	t.tnr. M32		7.6249		
All engines	COL:beige, t.tnr. F13/F17/M20		7.6323		
All engines				7.1208 T20	
All engines	-start-stop function				7.1207 T22

				ENGINE
1.4	Petrol	88	07/12-08/14	A 14 NEL

Engine	Information	S10	T10	T20 - T23	T22 - T25
All engines	thread M10x1.0	7.0183			
All engines	COL:beige		7.6323		
All engines				7.1208 T20	7.1207 T25

				ENGINE
1.4 LPG	Petrol/ Petro- leum Gas (LPG)	64	09/09-08/14	A 14 XEL

Engine	Information	S10	T10	T20 - T23	T22 - T25
All engines		7.0183	7.6323	7.1208 T20	
All engines	-start-stop function				7.1207 T22

				ENGINE
1.4 LPG	Petrol/ Petro- leum Gas (LPG)	66	07/06-08/14	Z 14 XEP

Engine	Information	S10	T10	T20 - T23	T22 - T25
All engines	thread M10x1.0	7.0183			
All engines	COL:beige		7.6323		
All engines				7.1208 T20	
All engines	-start-stop function				7.1207 T22

				ENGINE
1.6 SRI	Petrol	110	05/07-08/14	A 16 LEL, Z 16 LEL

Engine	Information	S10	T10	T20 - T23	T22 - T25
All engines	thread M10x1.0	7.0183			
All engines	COL:beige		7.6323		
All engines				7.1208 T20	7.1207 T22

				ENGINE
1.6 VXR	Petrol	141	12/13-08/14	A 16 LER, B 16 LER, Z 16 LER

Engine	Information	S10	T10	T20 - T23	T22 - T25
All engines	thread M10x1.0	7.0183			
All engines	COL:beige		7.6323		
All engines				7.1208 T20	
All engines	LHD, RHD, -start-stop function				7.1207 T22

S10	OIL PRESSURE WARNING LIGHT SWITCH	T10	REVERSING LIGHT SWITCH	T20	BRAKE LIGHT SWITCH
T22	SWITCH CLUTCH CONTROL (CRUISE CONTROL)	T23	SWITCH BRAKE ACTUATION (ENGINE TIMING)	T25	SWITCH CLUTCH CONTROL (ENGINE CONTROL)

FUNCTIONS ON THE VEHICLE

Vehicle	alim.	kW	Date	Engine	 S10	 T10	 T20 - T23	 T22 - T25
---------	-------	----	------	--------	---	---	--	---

ENGINE				
1.6 VXR	Petrol	150	06/11-08/14	A 16 LES, Z 16 LER

Engine	Information	S10	T10	T20 - T23	T22 - T25
All engines	thread M10x1.0	7.0183			
All engines	COL:beige		7.6323		
All engines				7.1208	T20
All engines	-start-stop function				7.1207 T22

ENGINE				
1.6 VXR	Petrol	154	06/11-08/14	A 16 LES

Engine	Information	S10	T10	T20 - T23	T22 - T25
All engines	thread M10x1.0	7.0183			
All engines	COL:beige		7.6323		
All engines				7.1208	T20
All engines	-start-stop function				7.1207 T22

ENGINE				
1.6 VXR	Petrol	155	06/11-03/12	A 16 LES

Engine	Information	S10	T10	T20 - T23	T22 - T25
All engines	thread M10x1.0	7.0183			
All engines	COL:beige		7.6323		
All engines				7.1208	T20
All engines	-start-stop function				7.1207 T22

ENGINE				
1.7 CDTi	Diesel	92	11/06-08/14	Z 17 DTR

Engine	Information	S10	T10	T20 - T23	T22 - T25
All engines		7.0170	7.6249	7.1208	T20
All engines	-start-stop function				7.1207 T22

ENGINE				
1.7 CDTi	Diesel	96	11/06-08/14	A 17 DTS

Engine	Information	S10	T10	T20 - T23	T22 - T25
All engines		7.0170		7.1208	T20
All engines	t.tnr. M32		7.6249		
All engines	COL:beige, t.tnr. F13/F17/M20		7.6323		
All engines	-start-stop function				7.1207 T22

CORSA E

ENGINE				
1.0	Petrol	66	08/14->	B 10 XFL, F 10 XFL

Engine	Information	S10	T10	T20 - T23	T22 - T25
All engines	COL:beige		7.6323		
All engines				7.1208	T20

ENGINE				
1.0	Petrol	85	08/14->	B 10 XFT, F 10 XFT

Engine	Information	S10	T10	T20 - T23	T22 - T25
All engines	COL:beige		7.6323		
All engines				7.1208	T20

ENGINE				
1.2	Petrol	51	08/14->	B 12 XEL

Engine	Information	S10	T10	T20 - T23	T22 - T25
All engines	thread M10x1.0	7.0183			
All engines	COL:beige		7.6323		
All engines				7.1208	T20
All engines					7.1207 T22, T25

ENGINE				
1.3 CDTi	Diesel	55	08/14->	B 13 DTC, B 13 DTE





Engine	Information	S10	T10	T20 - T23	T22 - T25
All engines	COL:beige		7.6323		
All engines				7.1208	T20

ENGINE				
1.3 CDTi	Diesel	70	08/14->	B 13 DTE, B 13 DTR

Engine	Information	S10	T10	T20 - T23	T22 - T25
All engines	COL:beige		7.6323		
All engines				7.1208	T20

S10 OIL PRESSURE WARNING LIGHT SWITCH	T10 REVERSING LIGHT SWITCH	T20 BRAKE LIGHT SWITCH
T22 SWITCH CLUTCH CONTROL (CRUISE CONTROL)	T23 SWITCH BRAKE ACTUATION (ENGINE TIMING)	T25 SWITCH CLUTCH CONTROL (ENGINE CONTROL)

FUNCTIONS ON THE VEHICLE

Vehicle	alim.	kW	Date	Engine	 S10	 T10	 T20 - T23	 T22 - T25
---------	-------	----	------	--------	---	---	--	---

				ENGINE
1.4	Petrol	110	07/15->	B 14 NEH

Engine	Information	S10	T10	T20 - T23	T22 - T25
All engines	thread M10x1.0	7.0183			
All engines	COL:beige		7.6323		
All engines				7.1208 T20	

				ENGINE
1.4	Petrol	55	09/14->	B 14 XEJ

Engine	Information	S10	T10	T20 - T23	T22 - T25
All engines	thread M10x1.0	7.0183			
All engines	COL:beige		7.6323		
All engines				7.1208 T20	
All engines	-POC KL7, -start-stop function				7.1207 T25

				ENGINE
1.4	Petrol	66	08/14->	B 14 XEJ, B 14 XEL

Engine	Information	S10	T10	T20 - T23	T22 - T25
All engines	thread M10x1.0	7.0183			
All engines	COL:beige		7.6323		
All engines				7.1208 T20	7.1207 T22

				ENGINE
1.4	Petrol	74	08/14->	B 14 NEJ

Engine	Information	S10	T10	T20 - T23	T22 - T25
All engines	thread M10x1.0	7.0183			
All engines	COL:beige		7.6323		
All engines				7.1208 T20	

				ENGINE
1.4 LPG	Petrol/ Petro- leum Gas (LPG)	66	08/14->	B 14 XEL

Engine	Information	S10	T10	T20 - T23	T22 - T25
All engines		7.0183	7.6323	7.1208 T20	7.1207 T22

				ENGINE
1.6 VXR	Petrol	151	04/15->	B 16 LES

Engine	Information	S10	T10	T20 - T23	T22 - T25
All engines	thread M10x1.0	7.0183			
All engines	COL:beige		7.6323		
All engines				7.1208 T20	7.1207 T22

CORSAVAN I

				ENGINE
1.4 i	Petrol	44	01/94-09/00	C 14 NZ

Engine	Information	S10	T10	T20 - T23	T22 - T25
All engines		7.0069	7.6073	7.1004 T20	

				ENGINE
1.7 D	Diesel	44	01/94-09/00	17 D (4EE1), X 17 D (4EE1)

Engine	Information	S10	T10	T20 - T23	T22 - T25
All engines		7.0015	7.6073	7.1004 T20	

CORSAVAN II

				ENGINE
1.2 16V	Petrol	55	09/00-06/06	Z 12 XE

Engine	Information	S10	T10	T20 - T23	T22 - T25
All engines	COL:blue, spanner size 24, switch press. 0.3/0.55 bar, thread M10x1.0	7.0141			
All engines	spanner size 19, thread M12x1.5		7.6073		
All engines				7.1163 T20	
All engines	->ch. 36999999				7.1123 T25
All engines	ch. 46000001 ->				7.1207 T25

				ENGINE
1.2 16V	Petrol	59	07/04-11/06	Z 12 XEP

Engine	Information	S10	T10	T20 - T23	T22 - T25
All engines	thread M10x1.0	7.0183			
All engines	spanner size 19, thread M12x1.5		7.6073		
All engines				7.1163 T20	7.1207 T22

S10	OIL PRESSURE WARNING LIGHT SWITCH	T10	REVERSING LIGHT SWITCH	T20	BRAKE LIGHT SWITCH
T22	SWITCH CLUTCH CONTROL (CRUISE CONTROL)	T23	SWITCH BRAKE ACTUATION (ENGINE TIMING)	T25	SWITCH CLUTCH CONTROL (ENGINE CONTROL)

FUNCTIONS ON THE VEHICLE

Vehicle	alim.	kW	Date	Engine	 S10	 T10	 T20 - T23	 T22 - T25
---------	-------	----	------	--------	---	---	--	---

ENGINE				
1.2 16V Dualfuel	Petrol/ Petro- leum Gas (LPG)	55	08/01-06/06	Z 12 XE

Engine	Information	S10	T10	T20 - T23	T22 - T25
All engines	COL:blue, spanner size 24, switch press. 0.3/0.55 bar, thread M10x1.0	7.0141			
All engines	spanner size 19, thread M12x1.5		7.6073		
All engines				7.1163 T20	
All engines	->ch. 36999999				7.1123 T25
All engines	ch. 46000001 ->				7.1207 T25

ENGINE				
1.2 16V Dualfuel	Petrol/ Petro- leum Gas (LPG)	59	07/04-12/05	Z 12 XEP

Engine	Information	S10	T10	T20 - T23	T22 - T25
All engines	thread M10x1.0	7.0183			
All engines	spanner size 19, thread M12x1.5		7.6073		
All engines				7.1163 T20	7.1207 T22

ENGINE				
1.3 CDTI 16V	Diesel	52	04/04-06/06	Z 13 DT

Engine	Information	S10	T10	T20 - T23	T22 - T25
All engines	Conn. nr. 1	7.0096			
All engines	spanner size 19, thread M12x1.5		7.6073		
All engines	->ch. 23039908, ->ch. 24317080, ->ch. 26123515, LHD, RHD			7.1163 T20	
All engines	ch. 23039909 ->, ch. 24317081 ->, ch. 26123516 ->, LHD			7.1205 T20	
All engines					7.1207 T22

ENGINE				
1.4	Petrol	66	11/03-06/06	Z 14 XEP

Engine	Information	S10	T10	T20 - T23	T22 - T25
All engines	COL:blue, spanner size 24, switch press. 0.3/0.55 bar, thread M10x1.0	7.0141			
All engines	spanner size 19, thread M12x1.5		7.6073		
All engines				7.1163 T20	7.1207 T22

ENGINE				
1.7 DI 16V	Diesel	48	09/00-06/06	Y 17 DTL

Engine	Information	S10	T10	T20 - T23	T22 - T25
All engines		7.0015		7.1163 T20	
All engines	spanner size 19, thread M12x1.5		7.6073		
All engines	->ch. 36999999				7.1123 T25
All engines	ch. 46000001 ->				7.1207 T25

ENGINE				
1.7 DTI 16V	Diesel	55	09/00-06/06	Y 17 DT

Engine	Information	S10	T10	T20 - T23	T22 - T25
All engines		7.0015		7.1163 T20	
All engines	spanner size 19, thread M12x1.5		7.6073		
All engines	->ch. 36999999				7.1123 T25
All engines	ch. 46000001 ->				7.1207 T25

CORSAVAN III

ENGINE				
1.2	Petrol	51	01/10->	A 12 XEL



Engine	Information	S10	T10	T20 - T23	T22 - T25
All engines	COL:blue, spanner size 24, switch press. 0.3/0.55 bar, thread M10x1.0	7.0141			
All engines	t.tnr. M32		7.6249		
All engines	COL:beige, t.tnr. F13/F17/M20		7.6323		
All engines				7.1208 T20	
All engines	-start-stop function				7.1207 T22

ENGINE				
1.2	Petrol	59	07/09->	Z 12 XEP

Engine	Information	S10	T10	T20 - T23	T22 - T25
All engines	thread M10x1.0	7.0183			
All engines	COL:beige		7.6323		
All engines				7.1208 T20	7.1207 T22

S10 OIL PRESSURE WARNING LIGHT SWITCH	T10 REVERSING LIGHT SWITCH	T20 BRAKE LIGHT SWITCH
T22 SWITCH CLUTCH CONTROL (CRUISE CONTROL)	T23 SWITCH BRAKE ACTUATION (ENGINE TIMING)	T25 SWITCH CLUTCH CONTROL (ENGINE CONTROL)

FUNCTIONS ON THE VEHICLE

Vehicle	alim.	kW	Date	Engine	 S10	 T10	 T20 - T23	 T22 - T25
---------	-------	----	------	--------	---	---	--	---

				ENGINE
1.3 CDTI	Diesel	55	07/06->	A 13 DTC, Z 13 DTJ

Engine	Information	S10	T10	T20 - T23	T22 - T25
All engines	+start-stop function, ->ch. B4999999, ->ch. B6999999, Conn. nr. 1, -POC SKK, -start-stop function	7.0096			
Eng. Z 13 DTJ			7.6249		
Eng. A 13 DTC	COL:beige		7.6323		
All engines				7.1208 T20	7.1207 T22

				ENGINE
1.3 CDTI	Diesel	66	07/06->	Z 13 DTH

Engine	Information	S10	T10	T20 - T23	T22 - T25
All engines	Conn. nr. 1	7.0096			
All engines			7.6249	7.1208 T20	
All engines	-start-stop function				7.1207 T22

				ENGINE
1.3 CDTI	Diesel	70	07/06->	A 13 DTE, A 13 DTR, B 13 DTR, Z 13 DTE

Engine	Information	S10	T10	T20 - T23	T22 - T25
Eng. A 13 DTE, A 13 DTR, Z 13 DTE	+start-stop function, ->ch. B4999999, ->ch. B6999999, Conn. nr. 1	7.0096			
All engines	COL:beige		7.6323		
All engines				7.1208 T20	
Eng. A 13 DTE, A 13 DTR, Z 13 DTE					7.1207 T25

CORSAVAN IV

				ENGINE
1.2	Petrol	51	10/14->	B 12 XEL

Engine	Information	S10	T10	T20 - T23	T22 - T25
All engines	thread M10x1.0	7.0183			
All engines	COL:beige		7.6323		
All engines				7.1208 T20	7.1207 T22, T25

				ENGINE
1.3 CDTi	Diesel	55	10/14->	B 13 DTC

Engine	Information	S10	T10	T20 - T23	T22 - T25
All engines	COL:beige		7.6323		
All engines				7.1208 T20	

				ENGINE
1.3 CDTi	Diesel	70	10/14->	B 13 DTE, B 13 DTR

Engine	Information	S10	T10	T20 - T23	T22 - T25
All engines	COL:beige		7.6323		
All engines				7.1208 T20	

				ENGINE
1.4	Petrol	55	10/14->	B 14 XEJ

Engine	Information	S10	T10	T20 - T23	T22 - T25
All engines		7.0183	7.6323	7.1208 T20	7.1207 T22

FRONTERA A

				ENGINE
2.0	Petrol	85	04/95-08/98	C 20 NE, X 20 SE

Engine	Information	S10	T10	T20 - T23	T22 - T25
All engines			7.6078	7.1050 T20	

				ENGINE
2.0 i	Petrol	85	03/92-10/98	C 20 NE, X 20 SE

Engine	Information	S10	T10	T20 - T23	T22 - T25
All engines			7.6078	7.1050 T20	

				ENGINE
2.2 i	Petrol	100	03/95-10/98	X 22 XE

Engine	Information	S10	T10	T20 - T23	T22 - T25
All engines			7.6078	7.1050 T20	

				ENGINE
2.3 TD	Diesel	74	09/91-06/98	23 DTR

Engine	Information	S10	T10	T20 - T23	T22 - T25
All engines			7.6078	7.1050 T20	

S10 OIL PRESSURE WARNING LIGHT SWITCH	T10 REVERSING LIGHT SWITCH	T20 BRAKE LIGHT SWITCH
T22 SWITCH CLUTCH CONTROL (CRUISE CONTROL)	T23 SWITCH BRAKE ACTUATION (ENGINE TIMING)	T25 SWITCH CLUTCH CONTROL (ENGINE CONTROL)

Vehicle	alim.	kW	Date	Engine	 S10	 T10	 T20 - T23	 T22 - T25
---------	-------	----	------	--------	---	---	--	---

ENGINE				
2.4 i	Petrol	92	03/92-10/98	C 24 NE

Engine	Information	S10	T10	T20 - T23	T22 - T25
All engines			7.6078	7.1050	T20

ENGINE				
2.5 TDS	Diesel	85	11/91-10/98	25TDS (VM41B)

Engine	Information	S10	T10	T20 - T23	T22 - T25
All engines			7.6078	7.1050	T20

ENGINE				
2.8 TD	Diesel	83	01/95-12/96	28 TDI (4JB1-T)

Engine	Information	S10	T10	T20 - T23	T22 - T25
All engines			7.6078	7.1050	T20

FRONTERA B

ENGINE				
2.2 DTI	Diesel	85	10/98-09/04	X 22 DTH, Y 22 DTH

Engine	Information	S10	T10	T20 - T23	T22 - T25
All engines	thread M14x1.5	7.0069			
Eng. Y 22 DTH			7.6078		
All engines	Conn. nr. 2, spanner size 14, thread M10x1.25			7.1044	T20

ENGINE				
2.2 DTI	Diesel	88	09/00-10/04	Y 22 DTH

Engine	Information	S10	T10	T20 - T23	T22 - T25
All engines	thread M14x1.5	7.0069			
All engines	Conn. nr. 2, spanner size 14, thread M10x1.25			7.1044	T20

ENGINE				
2.2 i	Petrol	100	10/98-10/04	X 22 SE, Y 22 SE

Engine	Information	S10	T10	T20 - T23	T22 - T25
All engines	spanner size 24, switch press. 0.3/0.55 bar, thread M14x1.5	7.0069			
All engines	Conn. nr. 2, spanner size 14, thread M10x1.25			7.1044	T20

ENGINE				
3.2 i	Petrol	151	10/98-10/04	6 VD1, Y 32 NE

Engine	Information	S10	T10	T20 - T23	T22 - T25
All engines		7.0015			
Eng. Y 32 NE			7.6078		
All engines	Conn. nr. 2, spanner size 14, thread M10x1.25			7.1044	T20

INSIGNIA

ENGINE				
1.4	Petrol	103	04/11-05/17	A 14 NET, B 14 NET

Engine	Information	S10	T10	T20 - T23	T22 - T25
All engines	thread M10x1.0	7.0183			
All engines	COL:beige		7.6323		

ENGINE				
1.4 LPG	Petrol/ Petro- leum Gas (LPG)	103	07/12-05/17	A 14 NET

Engine	Information	S10	T10	T20 - T23	T22 - T25
All engines	thread M10x1.0	7.0183			
All engines	COL:beige		7.6323		

ENGINE				
1.6	Petrol	85	07/08-05/17	A 16 XER





Engine	Information	S10	T10	T20 - T23	T22 - T25
All engines	thread M10x1.0	7.0183			
All engines	->ch. B1999999		7.6249		
All engines	ch. C1000001 ->, COL:beige		7.6323		

ENGINE				
1.6 CDTi	Diesel	100	07/15->	B 16 DTH

Engine	Information	S10	T10	T20 - T23	T22 - T25
All engines	->ch. B1999999		7.6249		
All engines	ch. C1000001 ->, COL:beige		7.6323		





S10	OIL PRESSURE WARNING LIGHT SWITCH	T10	REVERSING LIGHT SWITCH	T20	BRAKE LIGHT SWITCH
T22	SWITCH CLUTCH CONTROL (CRUISE CONTROL)	T23	SWITCH BRAKE ACTUATION (ENGINE TIMING)	T25	SWITCH CLUTCH CONTROL (ENGINE CONTROL)

FUNCTIONS ON THE VEHICLE

Vehicle	alim.	kW	Date	Engine	 S10	 T10	 T20 - T23	 T22 - T25
ENGINE								
1.6 Turbo	Petrol	125	07/13-05/17	A 16 XHT				
Engine	Information			S10	T10	T20 - T23	T22 - T25	
All engines	->ch. B1999999				7.6249			
All engines	ch. C1000001 ->, COL:beige				7.6323			
ENGINE								
1.6 Turbo	Petrol	132	01/09-05/17	A 16 LET				
Engine	Information			S10	T10	T20 - T23	T22 - T25	
All engines	thread M10x1.0			7.0183				
All engines	COL:beige				7.6323			
ENGINE								
1.8	Petrol	103	07/08-05/17	A 18 XER, B 18 XER				
Engine	Information			S10	T10	T20 - T23	T22 - T25	
All engines	thread M10x1.0			7.0183				
Eng. B 18 XER	->ch. B1999999				7.6249			
All engines	ch. C1000001 ->, COL:beige				7.6323			
ENGINE								
2.0 Biturbo CDTI	Diesel	143	03/12-05/17	A 20 DTR				
Engine	Information			S10	T10	T20 - T23	T22 - T25	
All engines	Conn. nr. 1			7.0096				
All engines	->ch. B1999999				7.6249			
All engines	ch. C1000001 ->, COL:beige				7.6323			
ENGINE								
2.0 Biturbo CDTI 4x4	Diesel	143	03/12-05/17	A 20 DTR				
Engine	Information			S10	T10	T20 - T23	T22 - T25	
All engines	Conn. nr. 1			7.0096				
All engines	->ch. B1999999				7.6249			
All engines	ch. C1000001 ->, COL:beige				7.6323			
ENGINE								
2.0 CDTI	Diesel	103	07/13-05/17	A 20 DTE				
Engine	Information			S10	T10	T20 - T23	T22 - T25	
All engines	->ch. B1999999, ch. E1000001 ->, Conn. nr. 1			7.0096				
All engines	->ch. B1999999				7.6249			
All engines	ch. C1000001 ->, COL:beige				7.6323			
ENGINE								
2.0 CDTI	Diesel	118	07/08-05/17	A 20 DTH				
Engine	Information			S10	T10	T20 - T23	T22 - T25	
All engines	->ch. B1999999, ch. E1000001 ->, Conn. nr. 1			7.0096				
All engines	->ch. B1999999				7.6249			
All engines	ch. C1000001 ->, COL:beige				7.6323			
ENGINE								
2.0 CDTI	Diesel	120	07/13-05/17	A 20 DTH				
Engine	Information			S10	T10	T20 - T23	T22 - T25	
All engines	->ch. B1999999, ch. E1000001 ->, Conn. nr. 1			7.0096				
All engines	->ch. B1999999				7.6249			
All engines	ch. C1000001 ->, COL:beige				7.6323			
ENGINE								
2.0 CDTI	Diesel	125	11/14-05/17	B 20 DTH				
Engine	Information			S10	T10	T20 - T23	T22 - T25	
All engines	->ch. B1999999				7.6249			
All engines	ch. C1000001 ->, COL:beige				7.6323			
ENGINE								
2.0 CDTI	Diesel	140	10/08-05/17	A 20 DTR				
Engine	Information			S10	T10	T20 - T23	T22 - T25	
All engines	Conn. nr. 1			7.0096				
All engines	->ch. B1999999				7.6249			
All engines	ch. C1000001 ->, COL:beige				7.6323			
ENGINE								
2.0 CDTI	Diesel	81	07/08-05/17	A 20 DTC, A 20 DTL				
Engine	Information			S10	T10	T20 - T23	T22 - T25	
All engines	->ch. B1999999, ch. E1000001 ->, Conn. nr. 1, no specific info conc. application available			7.0096				


S10	OIL PRESSURE WARNING LIGHT SWITCH	T10	REVERSING LIGHT SWITCH	T20	BRAKE LIGHT SWITCH
T22	SWITCH CLUTCH CONTROL (CRUISE CONTROL)	T23	SWITCH BRAKE ACTUATION (ENGINE TIMING)	T25	SWITCH CLUTCH CONTROL (ENGINE CONTROL)

The present application list is a brief version. For the detailed information about the possibility of installation on a specific vehicle, please refer to our web-catalogue <http://catalogo.facet.eu/>

Vehicle	alim.	kW	Date	Engine	 S10	 T10	 T20 - T23	 T22 - T25
ENGINE								
2.0 CDTI	Diesel	81	07/08-05/17	A 20 DTC, A 20 DTL				
Engine	Information				S10	T10	T20 - T23	T22 - T25
All engines	->ch. B1999999					7.6249		
All engines	ch. C1000001 ->, COL:beige					7.6323		
ENGINE								
2.0 CDTI	Diesel	88	03/12-03/16	A 20 DTE				
Engine	Information				S10	T10	T20 - T23	T22 - T25
All engines	->ch. B1999999, ch. E1000001 ->, Conn. nr. 1, no specific info conc. application available				7.0096			
All engines	->ch. B1999999					7.6249		
All engines	ch. C1000001 ->, COL:beige					7.6323		
ENGINE								
2.0 CDTI	Diesel	96	07/08-12/14	A 20 DT, A 20 DTJ				
Engine	Information				S10	T10	T20 - T23	T22 - T25
All engines	->ch. B1999999, ch. E1000001 ->, Conn. nr. 1				7.0096			
All engines	COL:beige					7.6323		
ENGINE								
2.0 CDTI 4x4	Diesel	118	07/08-05/17	A 20 DTH				
Engine	Information				S10	T10	T20 - T23	T22 - T25
All engines	->ch. B1999999, ch. E1000001 ->, Conn. nr. 1				7.0096			
All engines	->ch. B1999999					7.6249		
All engines	ch. C1000001 ->, COL:beige					7.6323		
ENGINE								
2.0 CDTI 4x4	Diesel	120	07/13-05/17	A 20 DTH				
Engine	Information				S10	T10	T20 - T23	T22 - T25
All engines	no specific info conc. application available				7.0096			
All engines	->ch. B1999999					7.6249		
All engines	ch. C1000001 ->					7.6323		
ENGINE								
2.0 CDTI 4x4	Diesel	125	11/14-05/17	B 20 DTH				
Engine	Information				S10	T10	T20 - T23	T22 - T25
All engines	->ch. B1999999					7.6249		
All engines	ch. C1000001 ->, COL:beige					7.6323		
ENGINE								
2.0 CDTI 4x4	Diesel	140	05/09-05/17	A 20 DTR				
Engine	Information				S10	T10	T20 - T23	T22 - T25
All engines	Conn. nr. 1				7.0096			
All engines	->ch. B1999999					7.6249		
All engines	ch. C1000001 ->, COL:beige					7.6323		
ENGINE								
2.0 E85 Turbo	Petrol/ Ethanol	162	09/10-05/17	A 20 NHT				
Engine	Information				S10	T10	T20 - T23	T22 - T25
All engines	->ch. B1999999					7.6249		
All engines	ch. C1000001 ->, COL:beige					7.6323		
ENGINE								
2.0 Turbo	Petrol	162	07/08-05/17	A 20 NHT				
Engine	Information				S10	T10	T20 - T23	T22 - T25
All engines	->ch. B1999999					7.6249		
All engines	ch. C1000001 ->, COL:beige					7.6323		
ENGINE								
2.0 Turbo	Petrol	184	09/11-05/17	A 20 NFT, A 20 NHT, B 20 NHT				
Engine	Information				S10	T10	T20 - T23	T22 - T25
All engines	->ch. B1999999					7.6249		
All engines	ch. C1000001 ->, COL:beige					7.6323		
ENGINE								
2.0 Turbo 4x4	Petrol	162	07/08-05/17	A 20 NHT				
Engine	Information				S10	T10	T20 - T23	T22 - T25
All engines	->ch. B1999999					7.6249		
All engines	ch. C1000001 ->, COL:beige					7.6323		

S10	OIL PRESSURE WARNING LIGHT SWITCH	T10	REVERSING LIGHT SWITCH	T20	BRAKE LIGHT SWITCH
T22	SWITCH CLUTCH CONTROL (CRUISE CONTROL)	T23	SWITCH BRAKE ACTUATION (ENGINE TIMING)	T25	SWITCH CLUTCH CONTROL (ENGINE CONTROL)

FUNCTIONS ON THE VEHICLE

Vehicle	alim.	kW	Date	Engine	 S10	 T10	 T20 - T23	 T22 - T25
---------	-------	----	------	--------	---	---	--	---

				ENGINE
2.0 Turbo 4x4	Petrol	184	09/11-05/17	A 20 NFT, A 20 NHT

Engine	Information	S10	T10	T20 - T23	T22 - T25
All engines	->ch. B1999999		7.6249		
All engines	ch. C1000001 ->, COL:beige		7.6323		

				ENGINE
2.8 V6 Turbo	Petrol	191	08/08-05/17	A 28 NET

Engine	Information	S10	T10	T20 - T23	T22 - T25
All engines	->ch. B1999999		7.6249		
All engines	ch. C1000001 ->, COL:beige		7.6323		

				ENGINE
2.8 V6 Turbo 4x4	Petrol	191	07/08-05/17	A 28 NET

Engine	Information	S10	T10	T20 - T23	T22 - T25
All engines	->ch. B1999999		7.6249		
All engines	ch. C1000001 ->, COL:beige		7.6323		

				ENGINE
2.8 VXR	Petrol	239	07/09-05/17	A 28 NER, B 28 NER

Engine	Information	S10	T10	T20 - T23	T22 - T25
All engines	->ch. B1999999		7.6249		
All engines	ch. C1000001 ->, COL:beige		7.6323		

MERIVA I

				ENGINE
1.3 CDTI	Diesel	51	04/05-06/10	Y 13 DT, Z 13 DT

Engine	Information	S10	T10	T20 - T23	T22 - T25
All engines	Conn. nr. 1	7.0096			
All engines	no specific info conc. application available, spanner size 19, thread M12x1.5		7.6073		
All engines	no specific info conc. application available		7.6249		
All engines	RHD			7.1163 T20	
All engines	LHD			7.1205 T20	
All engines					7.1207 T22

				ENGINE
1.3 CDTI	Diesel	55	01/03-10/09	Z 13 DTJ

Engine	Information	S10	T10	T20 - T23	T22 - T25
All engines	Conn. nr. 1	7.0096			
All engines	spanner size 19, thread M12x1.5		7.6073		
All engines				7.1163 T20	7.1207 T22

				ENGINE
1.4 16V Twinport	Petrol	66	01/03-06/10	Z 14 XEP

Engine	Information	S10	T10	T20 - T23	T22 - T25
All engines	thread M10x1.0	7.0183			
All engines	spanner size 19, thread M12x1.5		7.6073		
All engines				7.1163 T20	7.1207 T22

				ENGINE
1.6 i	Petrol	64	01/03-06/10	Z 16 SE

Engine	Information	S10	T10	T20 - T23	T22 - T25
All engines	spanner size 24, switch press. 0.3/0.55 bar, thread M14x1.5	7.0069			
All engines	spanner size 19, thread M12x1.5		7.6073		
All engines	RHD			7.1163 T20	
All engines					7.1207 T22

				ENGINE
1.6 i 16V	Petrol	74	01/03-09/05	Z 16 XE





Engine	Information	S10	T10	T20 - T23	T22 - T25
All engines	spanner size 24, switch press. 0.3/0.55 bar, thread M14x1.5	7.0069			
All engines	spanner size 19, thread M12x1.5		7.6073		
All engines	RHD			7.1163 T20	
All engines					7.1207 T22

				ENGINE
1.6 i 16V Twinport	Petrol	77	05/03-06/10	Z 16 XEP

Engine	Information	S10	T10	T20 - T23	T22 - T25
All engines	COL:blue, spanner size 24, switch press. 0.3/0.55 bar, thread M10x1.0	7.0141			
All engines	spanner size 19, thread M12x1.5		7.6073		

S10	OIL PRESSURE WARNING LIGHT SWITCH	T10	REVERSING LIGHT SWITCH	T20	BRAKE LIGHT SWITCH
T22	SWITCH CLUTCH CONTROL (CRUISE CONTROL)	T23	SWITCH BRAKE ACTUATION (ENGINE TIMING)	T25	SWITCH CLUTCH CONTROL (ENGINE CONTROL)

FUNCTIONS ON THE VEHICLE

Vehicle	alim.	kW	Date	Engine	 S10	 T10	 T20 - T23	 T22 - T25
---------	-------	----	------	--------	---	---	--	---

1.6 i 16V Twinport Petrol **77** 05/03-06/10 **Z 16 XEP**

Engine	Information	S10	T10	T20 - T23	T22 - T25
All engines				7.1163 T20	7.1207 T22

1.6 Turbo Petrol **132** 05/06-06/10 **Z 16 LET**

Engine	Information	S10	T10	T20 - T23	T22 - T25
All engines	COL:blue, spanner size 24, switch press. 0.3/0.55 bar, thread M10x1.0	7.0141			
All engines	spanner size 19, thread M12x1.5		7.6073		
All engines	RHD			7.1163 T20	
All engines					7.1207 T22

1.7 CDTi Diesel **74** 09/03-06/10 **Z 17 DTH**

Engine	Information	S10	T10	T20 - T23	T22 - T25
All engines		7.0015			7.1207 T22
All engines	spanner size 19, thread M12x1.5		7.6073		
All engines	RHD			7.1163 T20	

1.7 CDTi Diesel **92** 08/06-06/10 **Z 17 DTR**

Engine	Information	S10	T10	T20 - T23	T22 - T25
All engines		7.0170			7.1207 T22
All engines	no specific info conc. application available		7.6073, 7.6249		
All engines	RHD			7.1163 T20	
All engines	LHD			7.1205 T20	

1.7 DTi Diesel **55** 06/03-06/10 **Y 17 DT**

Engine	Information	S10	T10	T20 - T23	T22 - T25
All engines		7.0015			7.1207 T22
All engines	spanner size 19, thread M12x1.5		7.6073		
All engines	COL:beige, t.tnr. M32		7.6323		
All engines	RHD			7.1163 T20	

1.8 i 16V Petrol **92** 05/03-06/10 **Z 18 XE**

Engine	Information	S10	T10	T20 - T23	T22 - T25
All engines	spanner size 24, switch press. 0.3/0.55 bar, thread M14x1.5	7.0069			
All engines	spanner size 19, thread M12x1.5		7.6073		
All engines	RHD			7.1163 T20	
All engines					7.1207 T22

MERIVA II

1.3 CDTi Diesel **55** 06/10-> **A 13 DTC**

Engine	Information	S10	T10	T20 - T23	T22 - T25
All engines	Conn. nr. 1	7.0096			
All engines	COL:beige		7.6323		
All engines				7.1208 T20	

1.3 CDTi Diesel **70** 06/10-> **A 13 DTE**

Engine	Information	S10	T10	T20 - T23	T22 - T25
All engines	Conn. nr. 1	7.0096			
All engines	COL:beige		7.6323		
All engines				7.1208 T20	

1.4 Petrol **103** 06/10-> **A 14 NET, B 14 NET**





Engine	Information	S10	T10	T20 - T23	T22 - T25
All engines	thread M10x1.0	7.0183			
All engines	COL:beige		7.6323		
All engines				7.1208 T20	

1.4 Petrol **74** 06/10-> **A 14 XER, B 14 XER**

Engine	Information	S10	T10	T20 - T23	T22 - T25
All engines	thread M10x1.0	7.0183			





S10 OIL PRESSURE WARNING LIGHT SWITCH	T10 REVERSING LIGHT SWITCH	T20 BRAKE LIGHT SWITCH
T22 SWITCH CLUTCH CONTROL (CRUISE CONTROL)	T23 SWITCH BRAKE ACTUATION (ENGINE TIMING)	T25 SWITCH CLUTCH CONTROL (ENGINE CONTROL)

FUNCTIONS ON THE VEHICLE

Vehicle	alim.	kW	Date	Engine	 S10	 T10	 T20 - T23	 T22 - T25
ENGINE								
1.4	Petrol	74	06/10->	A 14 XER, B 14 XER				
ENGINE								
Engine		Information			S10	T10	T20 - T23	T22 - T25
All engines		COL:beige				7.6323		
All engines							7.1208 T20	
ENGINE								
1.4	Petrol	88	06/10->	A 14 NEL, B 14 NEL				
ENGINE								
Engine		Information			S10	T10	T20 - T23	T22 - T25
All engines		thread M10x1.0			7.0183			
All engines		COL:beige				7.6323		
All engines							7.1208 T20	
ENGINE								
1.4 LPG	Petrol/ Petro- leum Gas (LPG)	88	06/11->	A 14 NEL, B 14 NEL				
ENGINE								
Engine		Information			S10	T10	T20 - T23	T22 - T25
All engines		thread M10x1.0			7.0183			
All engines		COL:beige				7.6323		
All engines							7.1208 T20	
ENGINE								
1.6 CDTi	Diesel	100	08/13->	B 16 DTH				
ENGINE								
Engine		Information			S10	T10	T20 - T23	T22 - T25
All engines		COL:beige				7.6323		
ENGINE								
1.6 CDTi	Diesel	70	01/14->	B 16 DTC				
ENGINE								
Engine		Information			S10	T10	T20 - T23	T22 - T25
All engines		COL:beige				7.6323		
All engines							7.1208 T20	
ENGINE								
1.6 CDTi	Diesel	81	07/14->	B 16 DTE, B 16 DTL, B 16 DTN				
ENGINE								
Engine		Information			S10	T10	T20 - T23	T22 - T25
All engines		COL:beige				7.6323		
All engines							7.1208 T20	
ENGINE								
1.7 CDTi	Diesel	74	06/10->	A 17 DT				
ENGINE								
Engine		Information			S10	T10	T20 - T23	T22 - T25
All engines					7.0170	7.6323	7.1208 T20	
ENGINE								
1.7 CDTi	Diesel	81	06/10->	A 17 DTC, A 17 DTI				
ENGINE								
Engine		Information			S10	T10	T20 - T23	T22 - T25
All engines					7.0170	7.6323	7.1208 T20	
ENGINE								
1.7 CDTi	Diesel	96	06/10->	A 17 DTS				
ENGINE								
Engine		Information			S10	T10	T20 - T23	T22 - T25
All engines					7.0170		7.1208 T20	
All engines		COL:beige, t.tnr. M32				7.6323		
MIDI II								
ENGINE								
2.2 D 4WD	Diesel	45	07/90-08/94	22DIE				
ENGINE								
Engine		Information			S10	T10	T20 - T23	T22 - T25
All engines					7.0016	7.6078		
All engines		no specific info conc. application available					7.1026 T20	
MOKKA / MOKKA X								
ENGINE								
1.4	Petrol	103	04/13->	A 14 NET, B 14 NET, D 14 NET				
ENGINE								
Engine		Information			S10	T10	T20 - T23	T22 - T25
All engines		thread M10x1.0			7.0183			
All engines		COL:beige				7.6323		
All engines		-start-stop function					7.1242 T25	

S10	OIL PRESSURE WARNING LIGHT SWITCH	T10	REVERSING LIGHT SWITCH	T20	BRAKE LIGHT SWITCH
T22	SWITCH CLUTCH CONTROL (CRUISE CONTROL)	T23	SWITCH BRAKE ACTUATION (ENGINE TIMING)	T25	SWITCH CLUTCH CONTROL (ENGINE CONTROL)

FUNCTIONS ON THE VEHICLE

Vehicle	alim.	kW	Date	Engine	 S10	 T10	 T20 - T23	 T22 - T25
---------	-------	----	------	--------	---	---	--	---

ENGINE				
1.4 4x4	Petrol	103	06/12->	A 14 NET, B 14 NET, D 14 NET

Engine	Information	S10	T10	T20 - T23	T22 - T25
All engines	thread M10x1.0	7.0183			
All engines	COL:beige		7.6323		
All engines	-start-stop function				7.1242 T25

ENGINE				
1.4 4x4	Petrol	112	06/16->	B 14 XFT

Engine	Information	S10	T10	T20 - T23	T22 - T25
All engines	conn.shape : oval		7.6323		
All engines	+manual transmission, -start-stop function				7.1242 T22

ENGINE				
1.6	Petrol	85	06/12->	A 16 XER, B 16 XER

Engine	Information	S10	T10	T20 - T23	T22 - T25
All engines	thread M10x1.0	7.0183			
All engines	-start-stop function				7.1242 T25

ENGINE				
1.6 CDTi	Diesel	100	01/15->	A16DTH, B 16 DTH

Engine	Information	S10	T10	T20 - T23	T22 - T25
All engines	COL:beige		7.6323		
All engines	-start-stop function				7.1242 T25

ENGINE				
1.6 CDTi	Diesel	81	06/15->	B 16 DTN, B 16 DTU

Engine	Information	S10	T10	T20 - T23	T22 - T25
All engines	COL:beige		7.6323		
All engines	-start-stop function				7.1242 T25

ENGINE				
1.6 CDTi 4x4	Diesel	100	01/15->	A16DTH, B 16 DTH

Engine	Information	S10	T10	T20 - T23	T22 - T25
All engines	COL:beige		7.6323		
All engines	-start-stop function				7.1242 T25

ENGINE				
1.7 CDTi	Diesel	96	06/12->	A 17 DTS

Engine	Information	S10	T10	T20 - T23	T22 - T25
All engines		7.0170			7.1242 T25
All engines	COL:beige		7.6323		

ENGINE				
1.7 CDTi 4x4	Diesel	96	06/12->	A 17 DTS

Engine	Information	S10	T10	T20 - T23	T22 - T25
All engines		7.0170			7.1242 T25
All engines	COL:beige		7.6323		

MONTEREY I

ENGINE				
3.1 TD	Diesel	84	09/91-07/98	4 JG2TC

Engine	Information	S10	T10	T20 - T23	T22 - T25
All engines		7.0016			
All engines	Qty 2		7.6078		
All engines	+cruise control			7.1044	T20
All engines	-cruise control			7.1052	T20

ENGINE				
3.2	Petrol	130	06/92-07/98	6 VD1

Engine	Information	S10	T10	T20 - T23	T22 - T25
All engines		7.0015			
All engines	Qty 2		7.6078		
All engines	+cruise control			7.1044	T20
All engines	-cruise control			7.1052	T20



MONTEREY II

ENGINE				
3.0 DTI	Diesel	117	07/98-08/99	4 JX1

Engine	Information	S10	T10	T20 - T23	T22 - T25
All engines	+cruise control			7.1044	T20

S10 OIL PRESSURE WARNING LIGHT SWITCH	T10 REVERSING LIGHT SWITCH	T20 BRAKE LIGHT SWITCH
T22 SWITCH CLUTCH CONTROL (CRUISE CONTROL)	T23 SWITCH BRAKE ACTUATION (ENGINE TIMING)	T25 SWITCH CLUTCH CONTROL (ENGINE CONTROL)

FUNCTIONS ON THE VEHICLE

Vehicle	alim.	kW	Date	Engine	 S10	 T10	 T20 - T23	 T22 - T25
---------	-------	----	------	--------	---	---	--	---

MONTEREY II

				ENGINE
3.0 DTI	Diesel	117	07/98-08/99	4 JX1

Engine	Information	S10	T10	T20 - T23	T22 - T25
All engines	-cruise control			7.1052 T20	

				ENGINE
3.5 V6 24V	Petrol	158	07/98-08/99	6 VE1

Engine	Information	S10	T10	T20 - T23	T22 - T25
All engines		7.0015			
All engines	+cruise control			7.1044 T20	
All engines	-cruise control			7.1052 T20	

MOVANO

				ENGINE
2.3 CDTi	Diesel	107	04/16->	M9T 706, M9T 710, M9T 708

Engine	Information	S10	T10	T20 - T23	T22 - T25
All engines	org. IDENT 8200671272	7.0178			
Eng. M9T 706, M9T 708	t.tnr. PF6017/018/019/020		7.6096		
Eng. M9T 706, M9T 708	t.tnr. PF6032/041/042/04, t.tnr. PF6048/053/055/056, t.tnr. PF6059/060		7.6245		
All engines	t.tnr. PF034/035/036/037, t.tnr. PF057/058		7.6271		
All engines	BITRON, COL:grey, Conn. nr. 4			7.1225 T20	
All engines	COL:green				7.1223 T25
All engines	COL:grey				7.1224 T22

				ENGINE
2.3 CDTi	Diesel	120	10/16->	M9T 702

Engine	Information	S10	T10	T20 - T23	T22 - T25
All engines		7.0178			
All engines	t.tnr. PF60-17/18/19/20		7.6096		
All engines	t.tnr. PF6032		7.6245		
All engines	t.tnr. PF60-34/35/36/37		7.6271		
All engines	BITRON, COL:grey, Conn. nr. 4			7.1225 T20	
All engines	COL:green				7.1223 T25
All engines	COL:grey				7.1224 T22

				ENGINE
2.3 CDTi	Diesel	92	05/10->	M9T 880

Engine	Information	S10	T10	T20 - T23	T22 - T25
All engines		7.0178			
All engines	t.tnr. PF6017/PF6018/PF6019, t.tnr. PF6020		7.6096		
All engines	t.tnr. PF6032		7.6245		
All engines	t.tnr. PF6034/PF6035/PF6036, t.tnr. PF6037		7.6271		
All engines	BITRON, COL:grey, Conn. nr. 4			7.1225 T20	
All engines	COL:green				7.1223 T25
All engines	COL:grey				7.1224 T22

MOVANO A

				ENGINE
1.9 DTI	Diesel	59	09/00-10/01	F9Q 770

Engine	Information	S10	T10	T20 - T23	T22 - T25
All engines		7.0131			7.1150 T22
All engines	COL:green		7.6096		
All engines	COL:black		7.6151		
All engines	pole nr. 2			7.1148 T20	
All engines	pole nr. 4			7.1149 T20	

				ENGINE
1.9 DTI	Diesel	60	10/01-05/10	F9Q 774

Engine	Information	S10	T10	T20 - T23	T22 - T25
All engines		7.0178			7.1150 T22
All engines	aut.		7.6096		
All engines	man., t.tnr. PF1		7.6151		
All engines	COL:black			7.1148 T20	
All engines	COL:white			7.1149 T20	

S10	OIL PRESSURE WARNING LIGHT SWITCH	T10	REVERSING LIGHT SWITCH	T20	BRAKE LIGHT SWITCH
T22	SWITCH CLUTCH CONTROL (CRUISE CONTROL)	T23	SWITCH BRAKE ACTUATION (ENGINE TIMING)	T25	SWITCH CLUTCH CONTROL (ENGINE CONTROL)

FUNCTIONS ON THE VEHICLE

Vehicle	alim.	kW	Date	Engine	 S10	 T10	 T20 - T23	 T22 - T25
---------	-------	----	------	--------	---	---	--	---

ENGINE				
2.2 DTI	Diesel	66	09/00-05/10	G9T 720, G9T 722, G9T 750

Engine	Information	S10	T10	T20 - T23	T22 - T25
Eng. G9T 720, G9T 722	COL:white	7.0076			
Eng. G9T 750		7.0151			
All engines		7.0178			7.1150 T22
All engines	aut., t.tnr. PK5		7.6096		
All engines	man., t.tnr. PF1		7.6151		
All engines	COL:black			7.1148 T20	
All engines	COL:white			7.1149 T20	

ENGINE				
2.5	Diesel	73	11/03-12/06	G9U 754

Engine	Information	S10	T10	T20 - T23	T22 - T25
All engines		7.0178			
All engines	aut.		7.6096		
All engines	man.		7.6151		
All engines	COL:black			7.1148 T20	
All engines	COL:white			7.1149 T20	

ENGINE				
2.5 CDTI	Diesel	107	08/06-05/10	G9U 632

Engine	Information	S10	T10	T20 - T23	T22 - T25
All engines		7.0178			7.1150 T22
All engines	t.tnr. PK5/PF6/PK6		7.6096		
All engines	t.tnr. PF1		7.6151		
All engines	COL:black			7.1148 T20	
All engines	COL:white			7.1149 T20	

ENGINE				
2.5 CDTI	Diesel	73	11/03-12/06	G9U 754

Engine	Information	S10	T10	T20 - T23	T22 - T25
All engines		7.0178			
All engines	aut.		7.6096		
All engines	man.		7.6151		
All engines	COL:black			7.1148 T20	
All engines	COL:white			7.1149 T20	

ENGINE				
2.5 CDTI	Diesel	74	10/01-12/10	G9U 650, G9U 754

Engine	Information	S10	T10	T20 - T23	T22 - T25
Eng. G9U 754	conn.shape : round	7.0076			
All engines	conn.shape : rectangular	7.0178			
All engines	aut., COL:green		7.6096		
All engines	COL:black, man.		7.6151		
All engines	COL:black, pole nr. 2			7.1148 T20	
All engines	COL:white, pole nr. 4			7.1149 T20	
All engines					7.1150 T22

ENGINE				
2.5 CDTI	Diesel	88	02/03-05/10	G9U 632, G9U 650

Engine	Information	S10	T10	T20 - T23	T22 - T25
All engines		7.0178			7.1150 T22
All engines	aut., COL:green		7.6096		
All engines	COL:black, man.		7.6151		
All engines	COL:black, pole nr. 2			7.1148 T20	
All engines	COL:white, pole nr. 4			7.1149 T20	

ENGINE				
2.5 D	Diesel	59	10/98-08/02	S8U 770, S8U 772

Engine	Information	S10	T10	T20 - T23	T22 - T25
All engines	aut., COL:green		7.6096		
All engines	COL:black, man.		7.6151		
All engines	COL:black, pole nr. 2			7.1148 T20	
All engines	COL:white, pole nr. 4			7.1149 T20	
Eng. S8U 770					7.1150 T22

S10 OIL PRESSURE WARNING LIGHT SWITCH	T10 REVERSING LIGHT SWITCH	T20 BRAKE LIGHT SWITCH
T22 SWITCH CLUTCH CONTROL (CRUISE CONTROL)	T23 SWITCH BRAKE ACTUATION (ENGINE TIMING)	T25 SWITCH CLUTCH CONTROL (ENGINE CONTROL)

FUNCTIONS ON THE VEHICLE

Vehicle	alim.	kW	Date	Engine	 S10	 T10	 T20 - T23	 T22 - T25
---------	-------	----	------	--------	---	---	--	---

ENGINE				
2.5 DTI	Diesel	84	01/01-05/10	G9U 720, G9U 724, G9U 750, G9U 754

Engine	Information	S10	T10	T20 - T23	T22 - T25
Eng. G9U 720, G9U 724	COL:white	7.0076			
Eng. G9U 750, G9U 754	IDENT 8200026650	7.0151			
All engines		7.0178	7.6096		7.1150 T22
All engines	COL:black			7.1148 T20	
All engines	COL:white			7.1149 T20	

ENGINE				
2.8 DTI	Diesel	84	10/98-10/01	S9W 700, S9W 702

Engine	Information	S10	T10	T20 - T23	T22 - T25
All engines	aut., COL:green		7.6096		
All engines	COL:black, man.		7.6151		
All engines	COL:black, pole nr. 2			7.1148 T20	
All engines	COL:white, pole nr. 4			7.1149 T20	
Eng. S9W 702					7.1150 T22

ENGINE				
2.8 TDI	Diesel	84	10/98-10/01	S9W 702

Engine	Information	S10	T10	T20 - T23	T22 - T25
All engines	aut.		7.6096		
All engines	man.		7.6151		
All engines	COL:black			7.1148 T20	
All engines	COL:white			7.1149 T20	
All engines					7.1150 T22

ENGINE				
3.0 DTI	Diesel	100	10/03-05/10	ZD3 200, ZD3 202

Engine	Information	S10	T10	T20 - T23	T22 - T25
All engines		7.0166			7.1150 T22
All engines	t.tnr. PK5/PF6/PK6		7.6096		
All engines	t.tnr. PF1		7.6151		
All engines	COL:black			7.1148 T20	
All engines	COL:white			7.1149 T20	

MOVANO B

ENGINE				
2.3 CDTI [RWD]	Diesel	107	07/10->	M9T 694, M9T 696

Engine	Information	S10	T10	T20 - T23	T22 - T25
All engines		7.0178			
All engines	pole nr. 2, see connection type		7.6096, 7.6271		
All engines	pole nr. 3		7.6245		
All engines	COL:grey			7.1225 T20	
All engines	COL:green, COL:grey, pole nr. 2				7.1223 T22
All engines	COL:grey, COL:light blue, pole nr. 2				7.1224 T22


ENGINE				
2.3 CDTI [RWD]	Diesel	74	07/10->	M9T 690, M9T 692

Engine	Information	S10	T10	T20 - T23	T22 - T25
All engines		7.0178			
All engines	pole nr. 2, see connection type		7.6096, 7.6271		
All engines	pole nr. 3		7.6245		
All engines	COL:grey			7.1225 T20	
All engines	COL:green, COL:grey, pole nr. 2				7.1223 T22
All engines	COL:grey, COL:light blue, pole nr. 2				7.1224 T22

ENGINE				
2.3 CDTI [RWD]	Diesel	92	07/10->	M9T 686, M9T 690, M9T 692, M9T 696, M9T 698

Engine	Information	S10	T10	T20 - T23	T22 - T25
All engines		7.0178			
All engines	pole nr. 2, see connection type		7.6096, 7.6271		
All engines	pole nr. 3		7.6245		
All engines	COL:grey			7.1225 T20	
All engines	COL:green, COL:grey, pole nr. 2				7.1223 T22
All engines	COL:grey, COL:light blue, pole nr. 2				7.1224 T22

S10 OIL PRESSURE WARNING LIGHT SWITCH	T10 REVERSING LIGHT SWITCH	T20 BRAKE LIGHT SWITCH
T22 SWITCH CLUTCH CONTROL (CRUISE CONTROL)	T23 SWITCH BRAKE ACTUATION (ENGINE TIMING)	T25 SWITCH CLUTCH CONTROL (ENGINE CONTROL)

Vehicle	alim.	kW	Date	Engine	 S10	 T10	 T20 - T23	 T22 - T25
---------	-------	----	------	--------	---	---	--	---

ENGINE				
2.3 CDTI FWD	Diesel	100	05/14->	M9T 702

Engine	Information	S10	T10	T20 - T23	T22 - T25
All engines		7.0178			
All engines	t.tnr. PF60-17/18/19/20		7.6096		
All engines	t.tnr. PF6032		7.6245		
All engines	t.tnr. PF60-34/35/36/37		7.6271		
All engines	BITRON, COL:grey, Conn. nr. 4			7.1225 T20	
All engines	COL:green				7.1223 T25
All engines	COL:grey				7.1224 T22

ENGINE				
2.3 CDTI FWD	Diesel	107	05/10->	M9T 678, M9T 680, M9T 706, M9T 880, M9T708, M9T878

Engine	Information	S10	T10	T20 - T23	T22 - T25
All engines		7.0178			
All engines	pole nr. 2, see connection type, t.tnr. PF6017/018/019/020, t.tnr. PF6017/18/19/20		7.6096		
All engines	pole nr. 3, t.tnr. PF6032/041/042/47/48, t.tnr. PF6032/41/42/47/48, t.tnr. PF6053/54/55/56/59, t.tnr. PF6060		7.6245		
All engines	pole nr. 2, see connection type, t.tnr. PF6034/35/36/37/57, t.tnr. PF6058		7.6271		
All engines	BITRON, COL:grey, Conn. nr. 4			7.1225 T20	
Eng. M9T 678, M9T 680	COL:green, COL:grey, pole nr. 2				7.1223 T22
All engines	COL:green				7.1223 T25
All engines	COL:grey, COL:light blue, pole nr. 2				7.1224 T22

ENGINE				
2.3 CDTI FWD	Diesel	110	01/13->	M9T 694, M9T 880

Engine	Information	S10	T10	T20 - T23	T22 - T25
All engines		7.0178			
All engines	pole nr. 2, see connection type		7.6096, 7.6271		
All engines	pole nr. 3		7.6245		
All engines	COL:grey			7.1225 T20	
All engines	COL:green, COL:grey, pole nr. 2				7.1223 T22
All engines	COL:grey, COL:light blue, pole nr. 2				7.1224 T22

ENGINE				
2.3 CDTI FWD	Diesel	120	05/14->	M9T 700, M9T 702

Engine	Information	S10	T10	T20 - T23	T22 - T25
All engines		7.0178			
All engines	pole nr. 2, see connection type, t.tnr. PF60-17/18/19/20		7.6096		
All engines	pole nr. 3, t.tnr. PF6032		7.6245		
All engines	pole nr. 2, see connection type, t.tnr. PF60-34/35/36/37		7.6271		
All engines	BITRON, COL:grey, Conn. nr. 4			7.1225 T20	
Eng. M9T 700	COL:green, COL:grey, pole nr. 2				7.1223 T22
Eng. M9T 702	COL:green				7.1223 T25
All engines	COL:grey, COL:light blue, pole nr. 2				7.1224 T22

ENGINE				
2.3 CDTI FWD	Diesel	125	07/15->	M9T 706

Engine	Information	S10	T10	T20 - T23	T22 - T25
All engines	org. IDENT 8200671272	7.0178			
All engines	t.tnr. PF6017/018/019/020, t.tnr. PF6017/018/19/020		7.6096		
All engines	t.tnr. PF6032/041/042/04, t.tnr. PF6032/041/042/047, t.tnr. PF6048/053/054/055, t.tnr. PF6048/053/055/056, t.tnr. PF6056/059/060, t.tnr. PF6059/060		7.6245		
All engines	t.tnr. PF034/035/036/037, t.tnr. PF057/058, t.tnr. PF6034/035/036/037, t.tnr. PF6057/058		7.6271		
All engines	BITRON, COL:grey, Conn. nr. 4			7.1225 T20	
All engines	COL:green				7.1223 T25
All engines	COL:grey				7.1224 T22

ENGINE				
2.3 CDTI FWD	Diesel	74	05/10->	M9T 670, M9T 672, M9T 676, M9T 870

Engine	Information	S10	T10	T20 - T23	T22 - T25
All engines		7.0178			
All engines	pole nr. 2, see connection type		7.6096, 7.6271		
All engines	pole nr. 3		7.6245		

S10 OIL PRESSURE WARNING LIGHT SWITCH	T10 REVERSING LIGHT SWITCH	T20 BRAKE LIGHT SWITCH
T22 SWITCH CLUTCH CONTROL (CRUISE CONTROL)	T23 SWITCH BRAKE ACTUATION (ENGINE TIMING)	T25 SWITCH CLUTCH CONTROL (ENGINE CONTROL)

FUNCTIONS ON THE VEHICLE

Vehicle	alim.	kW	Date	Engine	 S10	 T10	 T20 - T23	 T22 - T25
---------	-------	----	------	--------	---	---	--	---

ENGINE				
2.3 CDTI FWD	Diesel	74	05/10->	M9T 670, M9T 672, M9T 676, M9T 870

Engine	Information	S10	T10	T20 - T23	T22 - T25
All engines	BITRON, COL:grey, Conn. nr. 4			7.1225 T20	
All engines	COL:green, COL:grey, pole nr. 2				7.1223 T22
All engines	COL:grey, COL:light blue, pole nr. 2				7.1224 T22
Eng. M9T 670, M9T 672, M9T 676	COL:grey				7.1224 T25

ENGINE				
2.3 CDTI FWD	Diesel	81	02/12->	M9T 704, M9T 870

Engine	Information	S10	T10	T20 - T23	T22 - T25
All engines	org. IDENT 8200671272	7.0178			
All engines	pole nr. 2, see connection type, t.tnr. PF6017/018/019/020		7.6096		
All engines	pole nr. 3, t.tnr. PF6032/041/042/047, t.tnr. PF6032/041/042/47/48, t.tnr. PF6048/053/054/055, t.tnr. PF6053/54/55/56/59, t.tnr. PF6056/059/060, t.tnr. PF6060		7.6245		
All engines	pole nr. 2, see connection type, t.tnr. PF6034/035/036/037, t.tnr. PF6034/35/36/37/57, t.tnr. PF6057/058, t.tnr. PF6058		7.6271		
All engines	BITRON, COL:grey, Conn. nr. 4			7.1225 T20	
Eng. M9T 870	COL:green, COL:grey, pole nr. 2				7.1223 T22
All engines	COL:green				7.1223 T25
All engines	COL:grey, COL:light blue, pole nr. 2				7.1224 T22

ENGINE				
2.3 CDTI FWD	Diesel	92	05/10->	M9T 670, M9T 672, M9T 676, M9T 680, M9T 696, M9T 870, M9T 876, M9T 880

Engine	Information	S10	T10	T20 - T23	T22 - T25
All engines		7.0178			
All engines	pole nr. 2, see connection type, t.tnr. PF6017/18/19/20		7.6096		
All engines	pole nr. 3, t.tnr. PF6032/41/42/47/48, t.tnr. PF6053/54/55/56/59, t.tnr. PF6060		7.6245		
All engines	pole nr. 2, see connection type, t.tnr. PF6034/35/36/37/57, t.tnr. PF6058		7.6271		
All engines	BITRON, COL:grey, Conn. nr. 4			7.1225 T20	
Eng. M9T 670, M9T 672, M9T 676, M9T 680, M9T 696, M9T 876	COL:green, COL:grey, pole nr. 2				7.1223 T22
Eng. M9T 670, M9T 672, M9T 676, M9T 680, M9T 870, M9T 876, M9T 880	COL:green				7.1223 T25
All engines	COL:grey, COL:light blue, pole nr. 2				7.1224 T22
Eng. M9T 670, M9T 672, M9T 676, M9T 680	COL:grey				7.1224 T25

ENGINE				
2.3 CDTI FWD	Diesel	96	10/16->	M9T 704

Engine	Information	S10	T10	T20 - T23	T22 - T25
All engines	org. IDENT 8200671272	7.0178			
All engines	t.tnr. PF6017/018/019/020		7.6096		
All engines	t.tnr. PF6032/041/042/047, t.tnr. PF6048/053/054/055, t.tnr. PF6056/059/060		7.6245		
All engines	t.tnr. PF6034/035/036/037, t.tnr. PF6057/058		7.6271		
All engines	BITRON, COL:grey, Conn. nr. 4			7.1225 T20	
All engines	COL:green				7.1223 T25
All engines	COL:grey				7.1224 T22

ENGINE				
2.3 CDTI RWD	Diesel	100	05/14->	M9T 700


Engine	Information	S10	T10	T20 - T23	T22 - T25
All engines		7.0178	7.6271		
All engines	BITRON, COL:grey, Conn. nr. 4			7.1225 T20	
All engines	COL:green				7.1223 T25
All engines	COL:grey, -POC 5ED				7.1224 T22

ENGINE				
2.3 CDTI RWD	Diesel	107	05/10->	M9T 694, M9T 696, M9T 698, M9T 710, M9T 898, M9T 896

Engine	Information	S10	T10	T20 - T23	T22 - T25
All engines		7.0178			

S10 OIL PRESSURE WARNING LIGHT SWITCH	T10 REVERSING LIGHT SWITCH	T20 BRAKE LIGHT SWITCH
T22 SWITCH CLUTCH CONTROL (CRUISE CONTROL)	T23 SWITCH BRAKE ACTUATION (ENGINE TIMING)	T25 SWITCH CLUTCH CONTROL (ENGINE CONTROL)

FUNCTIONS ON THE VEHICLE

Vehicle	alim.	kW	Date	Engine	 S10	 T10	 T20 - T23	 T22 - T25
---------	-------	----	------	--------	---	---	--	---

ENGINE				
2.3 CDTI RWD	Diesel	107	05/10->	M9T 694, M9T 696, M9T 698, M9T 710, M9T 898, M9T896

Engine	Information	S10	T10	T20 - T23	T22 - T25
All engines	t.tnr. PF6017/018/019/020		7.6096		
All engines	t.tnr. PF6032/041/042/47/48, t.tnr. PF6053/54/55/56/59, t.tnr. PF6060		7.6245		
All engines	t.tnr. PF6034/35/36/37/57, t.tnr. PF6058		7.6271		
All engines	BITRON, COL:grey, Conn. nr. 4			7.1225 T20	
All engines	COL:green				7.1223 T25
All engines	COL:grey				7.1224 T22

ENGINE				
2.3 CDTI RWD	Diesel	110	01/13->	M9T 694, M9T 880

Engine	Information	S10	T10	T20 - T23	T22 - T25
All engines		7.0178			
All engines	pole nr. 2, see connection type		7.6096, 7.6271		
All engines	pole nr. 3		7.6245		
All engines	COL:grey			7.1225 T20	
All engines	COL:green, COL:grey, pole nr. 2				7.1223 T22
All engines	COL:grey, COL:light blue, pole nr. 2				7.1224 T22

ENGINE				
2.3 CDTI RWD	Diesel	120	05/14->	M9T 700, M9T 710

Engine	Information	S10	T10	T20 - T23	T22 - T25
All engines		7.0178			
Eng. M9T 700			7.6271		
All engines	BITRON, COL:grey, Conn. nr. 4			7.1225 T20	
All engines	COL:green				7.1223 T25
All engines	COL:grey				7.1224 T22

ENGINE				
2.3 CDTI RWD	Diesel	74	05/10->	M9T 670, M9T 690, M9T 692, M9T 870

Engine	Information	S10	T10	T20 - T23	T22 - T25
All engines		7.0178			
All engines	pole nr. 2, see connection type		7.6096, 7.6271		
Eng. M9T 670, M9T 870	pole nr. 3		7.6245		
All engines	BITRON, COL:grey, Conn. nr. 4			7.1225 T20	
All engines	COL:green, COL:grey, pole nr. 2				7.1223 T22
All engines	COL:grey, COL:light blue, pole nr. 2				7.1224 T22
Eng. M9T 690, M9T 692	COL:grey				7.1224 T25

ENGINE				
2.3 CDTI RWD	Diesel	92	05/10->	M9T 686, M9T 690, M9T 692, M9T 696, M9T 698, M9T 876, M9T 898, M9T892

Engine	Information	S10	T10	T20 - T23	T22 - T25
All engines		7.0178			
Eng. M9T 686, M9T 696, M9T 698, M9T 876	pole nr. 2, see connection type		7.6096		
Eng. M9T 686, M9T 696, M9T 698, M9T 876	pole nr. 3		7.6245		
All engines	pole nr. 2, see connection type		7.6271		
All engines	BITRON, COL:grey, Conn. nr. 4			7.1225 T20	
Eng. M9T 686, M9T 696, M9T 698, M9T 876	COL:green, COL:grey, pole nr. 2				7.1223 T22
Eng. M9T 686, M9T 690, M9T 692, M9T 696, M9T 698, M9T 898, M9T892	COL:green				7.1223 T25
All engines	COL:grey, COL:light blue, pole nr. 2				7.1224 T22

ENGINE				
2.3 CDTI RWD	Diesel	96	10/16->	M9T 710

Engine	Information	S10	T10	T20 - T23	T22 - T25
All engines	org. IDENT 8200671272	7.0178			
All engines			7.6271		
All engines	BITRON, COL:grey, Conn. nr. 4			7.1225 T20	
All engines	COL:green				7.1223 T25
All engines	COL:grey				7.1224 T22

S10 OIL PRESSURE WARNING LIGHT SWITCH	T10 REVERSING LIGHT SWITCH	T20 BRAKE LIGHT SWITCH
T22 SWITCH CLUTCH CONTROL (CRUISE CONTROL)	T23 SWITCH BRAKE ACTUATION (ENGINE TIMING)	T25 SWITCH CLUTCH CONTROL (ENGINE CONTROL)

FUNCTIONS ON THE VEHICLE

Vehicle	alim.	kW	Date	Engine	 S10	 T10	 T20 - T23	 T22 - T25
---------	-------	----	------	--------	---	---	--	---

OMEGA B

2.0	Petrol	85	03/94-09/99	ENGINE
				20 SE, X 20 SE

Engine	Information	S10	T10	T20 - T23	T22 - T25
All engines		7.0069			
Eng. 20 SE	->ch. K1000098		7.6071		
All engines	ch. K1000099 ->		7.6109		
Eng. 20 SE	-cruise control, pole nr. 2			7.1004	T20
Eng. 20 SE	+cruise control, pole nr. 2			7.1083	T20
Eng. 20 SE	pole nr. 4			7.1086	T20
Eng. X 20 SE	-cruise control			7.1162	T20
Eng. X 20 SE	+cruise control			7.1163	T20
Eng. X 20 SE	ch. S1221921 ->				7.1110 T22
Eng. X 20 SE	->ch. S1221920				7.1123 T22

2.0 16V	Petrol	100	03/94-07/01	ENGINE
				X 20 XEV

Engine	Information	S10	T10	T20 - T23	T22 - T25
All engines		7.0069	7.6109		
All engines	-cruise control			7.1162	T20
All engines	+cruise control			7.1163	T20
All engines	ch. S1221921 ->				7.1110 T22
All engines	->ch. S1221920				7.1123 T22

2.0 DTI 16V	Diesel	74	01/98-09/00	ENGINE
				X 20 DTH

Engine	Information	S10	T10	T20 - T23	T22 - T25
All engines		7.0069	7.6109	7.1163	T20 7.1110 T22

2.2 16V	Petrol	106	01/94-06/03	ENGINE
				Y 22 XE, Z 22 XE

Engine	Information	S10	T10	T20 - T23	T22 - T25
All engines		7.0069	7.6109	7.1163	T20
Eng. Z 22 XE	ch. S1221921 ->				7.1110 T22

2.2 DTI 16V	Diesel	88	08/00-07/03	ENGINE
				Y 22 DTH

Engine	Information	S10	T10	T20 - T23	T22 - T25
All engines		7.0069	7.6109	7.1163	T20 7.1110 T22

2.5 DTI 24V	Diesel	110	09/01-07/03	ENGINE
				Y 25 DT

Engine	Information	S10	T10	T20 - T23	T22 - T25
All engines		7.0071	7.6109	7.1163	T20

2.5 TD	Diesel	96	04/94-07/01	ENGINE
				25 DT, X 25 DT

Engine	Information	S10	T10	T20 - T23	T22 - T25
All engines		7.0071	7.6109	7.1081	T20
All engines	ch. S1221921 ->				7.1110 T22
All engines	->ch. S1221920				7.1123 T22

2.5 V6	Petrol	125	03/94-09/00	ENGINE
				X 25 XE

Engine	Information	S10	T10	T20 - T23	T22 - T25
All engines		7.0069	7.6109		
All engines	-cruise control			7.1162	T20
All engines	+cruise control			7.1163	T20
All engines	ch. S1221921 ->				7.1110 T22
All engines	->ch. S1221920				7.1123 T22

2.6 V6	Petrol	132	08/00-07/03	ENGINE
				Y 26 SE

Engine	Information	S10	T10	T20 - T23	T22 - T25
All engines		7.0069	7.6109	7.1163	T20
All engines	ch. S1221921 ->				7.1110 T22

3.0 V6	Petrol	155	04/94-07/00	ENGINE
				X 30 XE

Engine	Information	S10	T10	T20 - T23	T22 - T25
All engines		7.0069	7.6109		

S10 OIL PRESSURE WARNING LIGHT SWITCH	T10 REVERSING LIGHT SWITCH	T20 BRAKE LIGHT SWITCH
T22 SWITCH CLUTCH CONTROL (CRUISE CONTROL)	T23 SWITCH BRAKE ACTUATION (ENGINE TIMING)	T25 SWITCH CLUTCH CONTROL (ENGINE CONTROL)

FUNCTIONS ON THE VEHICLE

Vehicle	alim.	kW	Date	Engine				
					S10	T10	T20 - T23	T22 - T25

ENGINE				
3.0 V6	Petrol	155	04/94-07/00	X 30 XE

Engine	Information	S10	T10	T20 - T23	T22 - T25
All engines	-cruise control			7.1162 T20	
All engines	+cruise control			7.1163 T20	
All engines	ch. S1221921 ->				7.1110 T22
All engines	->ch. S1221920				7.1123 T22

ENGINE				
3.2 V6	Petrol	160	02/01-07/03	Y 32 SE

Engine	Information	S10	T10	T20 - T23	T22 - T25
All engines		7.0069	7.6109	7.1163 T20	

SIGNUM

ENGINE				
1.8	Petrol	103	08/05-05/08	Z 18 XER

Engine	Information	S10	T10	T20 - T23	T22 - T25
All engines	COL:blue, spanner size 24, switch press. 0.3/0.55 bar, thread M10x1.0	7.0141			
All engines	t.nr. F17/F23, t.nr. F40, t.nr. M32		7.6249		
All engines	t.nr. F35		7.6254		
All engines				7.1208 T20	7.1207 T22

ENGINE				
1.8	Petrol	90	06/03-07/05	Z 18 XE

Engine	Information	S10	T10	T20 - T23	T22 - T25
All engines	spanner size 24, switch press. 0.3/0.55 bar, thread M14x1.5	7.0069			
All engines	t.nr. F17/F23, t.nr. F40, t.nr. M32		7.6249		
All engines	t.nr. F35		7.6254		
All engines				7.1208 T20	7.1207 T22

ENGINE				
1.9 CDTI	Diesel	88	04/04-03/08	Z 19 DT

Engine	Information	S10	T10	T20 - T23	T22 - T25
All engines	Conn. nr. 1	7.0096			
All engines	t.nr. F17/F23, t.nr. F40, t.nr. M32		7.6249		
All engines	t.nr. F35		7.6254		
All engines				7.1208 T20	7.1207 T22

ENGINE				
1.9 CDTI 16V	Diesel	110	04/04-03/08	Z 19 DTH

Engine	Information	S10	T10	T20 - T23	T22 - T25
All engines	Conn. nr. 1	7.0096			
All engines	t.nr. F17/F23, t.nr. F40, t.nr. M32		7.6249		
All engines	t.nr. F35		7.6254		
All engines				7.1208 T20	7.1207 T22

ENGINE				
1.9 Turbo	Diesel	74	01/05-05/08	Z 19 DTL

Engine	Information	S10	T10	T20 - T23	T22 - T25
All engines		7.0096		7.1208 T20	7.1207 T22
All engines	no specific info conc. application available		7.6249, 7.6254		

ENGINE				
2.0 DTI	Diesel	74	05/03-05/08	Y 20 DTH

Engine	Information	S10	T10	T20 - T23	T22 - T25
All engines	thread M14x1.5	7.0069			
All engines	t.nr. F17/F23, t.nr. F40, t.nr. M32		7.6249		
All engines	t.nr. F35		7.6254		
All engines				7.1208 T20	7.1207 T22

ENGINE				
2.0 i Turbo	Petrol	129	03/03-10/08	Z 20 NET

Engine	Information	S10	T10	T20 - T23	T22 - T25
All engines	t.nr. F17/F23, t.nr. F40, t.nr. M32		7.6249		
All engines	t.nr. F35		7.6254		
All engines				7.1208 T20	7.1207 T22

S10	OIL PRESSURE WARNING LIGHT SWITCH	T10	REVERSING LIGHT SWITCH	T20	BRAKE LIGHT SWITCH
T22	SWITCH CLUTCH CONTROL (CRUISE CONTROL)	T23	SWITCH BRAKE ACTUATION (ENGINE TIMING)	T25	SWITCH CLUTCH CONTROL (ENGINE CONTROL)

FUNCTIONS ON THE VEHICLE

Vehicle	alim.	kW	Date	Engine	 S10	 T10	 T20 - T23	 T22 - T25
---------	-------	----	------	--------	---	---	--	---

				ENGINE
2.2 DTI	Diesel	92	05/03-05/08	Y 22 DTR

Engine	Information	S10	T10	T20 - T23	T22 - T25
All engines	thread M14x1.5	7.0069			
All engines	t.nr. F17/F23, t.nr. F40, t.nr. M32		7.6249		
All engines	t.nr. F35		7.6254		
All engines				7.1208 T20	7.1207 T22

				ENGINE
2.2 i	Petrol	114	05/03-05/08	Z 22 YH

Engine	Information	S10	T10	T20 - T23	T22 - T25
All engines	t.nr. F17/F23, t.nr. F40, t.nr. M32		7.6249		
All engines	t.nr. F35		7.6254		
All engines				7.1208 T20	7.1207 T22

				ENGINE
2.8 V6 Turbo	Petrol	169	07/05-05/08	Z 28 NEL

Engine	Information	S10	T10	T20 - T23	T22 - T25
All engines	t.nr. F17/F23, t.nr. F40, t.nr. M32		7.6249		
All engines	t.nr. F35		7.6254		
All engines				7.1208 T20	7.1207 T22

				ENGINE
2.8 V6 Turbo	Petrol	184	05/07-10/08	Z 28 NET

Engine	Information	S10	T10	T20 - T23	T22 - T25
All engines			7.6249	7.1208 T20	7.1207 T22

				ENGINE
3.0 CDTi	Diesel	130	05/03-05/08	Y 30 DT

Engine	Information	S10	T10	T20 - T23	T22 - T25
All engines		7.0015		7.1208 T20	7.1207 T22
All engines	t.nr. F17/F23, t.nr. F40, t.nr. M32		7.6249		
All engines	t.nr. F35		7.6254		

				ENGINE
3.0 V6 CDTi	Diesel	135	07/05-06/08	Z 30 DT

Engine	Information	S10	T10	T20 - T23	T22 - T25
All engines		7.0170		7.1208 T20	7.1207 T22
All engines	t.nr. F17/F23, t.nr. F40, t.nr. M32		7.6249		
All engines	t.nr. F35		7.6254		

				ENGINE
3.2 V6	Petrol	155	05/03-05/08	Z 32 SE

Engine	Information	S10	T10	T20 - T23	T22 - T25
All engines	spanner size 24, switch press. 0.3/0.55 bar, thread M14x1.5	7.0069			
All engines	t.nr. F17/F23, t.nr. F40, t.nr. M32		7.6249		
All engines	t.nr. F35		7.6254		
All engines				7.1208 T20	7.1207 T22

SINTRA

				ENGINE
2.2 DTI	Diesel	85	07/97-04/99	X 22 DTH

Engine	Information	S10	T10	T20 - T23	T22 - T25
All engines	thread M14x1.5	7.0069			
All engines	spanner size 19, thread M12x1.5		7.6073		

				ENGINE
2.2 i 16 V	Petrol	104	11/96-04/99	X 22 XE

Engine	Information	S10	T10	T20 - T23	T22 - T25
All engines	spanner size 24, switch press. 0.3/0.55 bar, thread M14x1.5	7.0069			
All engines	spanner size 19, thread M12x1.5		7.6073		

				ENGINE
3.0 i 24V	Petrol	148	11/96-04/99	X 30 XE

Engine	Information	S10	T10	T20 - T23	T22 - T25
All engines	spanner size 24, switch press. 0.3/0.55 bar, thread M14x1.5	7.0069			

S10 OIL PRESSURE WARNING LIGHT SWITCH	T10 REVERSING LIGHT SWITCH	T20 BRAKE LIGHT SWITCH
T22 SWITCH CLUTCH CONTROL (CRUISE CONTROL)	T23 SWITCH BRAKE ACTUATION (ENGINE TIMING)	T25 SWITCH CLUTCH CONTROL (ENGINE CONTROL)

FUNCTIONS ON THE VEHICLE

Vehicle	alim.	kW	Date	Engine				
					S10	T10	T20 - T23	T22 - T25

SPEEDSTER

				ENGINE
2.0 Turbo	Petrol	147	03/01-09/06	Z 20 LET

Engine	Information	S10	T10	T20 - T23	T22 - T25
All engines	ext.thread M 14 x 1, 5 mm	7.0069			
All engines				7.1156 T20	

				ENGINE
2.2	Petrol	108	03/01-09/06	Z 22 SE

Engine	Information	S10	T10	T20 - T23	T22 - T25
All engines	spanner size 19, thread M12x1.5		7.6073		
All engines				7.1112 T20	

				ENGINE
VXR20	Petrol	162	03/01-09/06	Z 20 LET

Engine	Information	S10	T10	T20 - T23	T22 - T25
All engines	ext.thread M 14 x 1, 5 mm	7.0069			
All engines				7.1156 T20	

TIGRA A

				ENGINE
1.4 16V	Petrol	66	07/94-12/00	X 14 XE

Engine	Information	S10	T10	T20 - T23	T22 - T25
All engines	ch. 19445048 ->, spanner size 24, switch press. 0.3/0.55 bar, thread M14x1.5	7.0069			
All engines	spanner size 19, thread M12x1.5		7.6073		
All engines	-cruise control			7.1083 T20	

				ENGINE
1.6 16V	Petrol	78	07/94-12/00	X 16 XE

Engine	Information	S10	T10	T20 - T23	T22 - T25
All engines	spanner size 24, switch press. 0.3/0.55 bar, thread M14x1.5	7.0069			
All engines	spanner size 19, thread M12x1.5		7.6073		
All engines	-cruise control			7.1083 T20	

TIGRA B

				ENGINE
1.3 CDTI	Diesel	51	06/04-08/09	Z 13 DT

Engine	Information	S10	T10	T20 - T23	T22 - T25
All engines	Conn. nr. 1	7.0096			
All engines	spanner size 19, thread M12x1.5		7.6073		
All engines	RHD			7.1163 T20	
All engines					7.1207 T22

				ENGINE
1.4	Petrol	66	06/04-08/09	Z 14 XEP

Engine	Information	S10	T10	T20 - T23	T22 - T25
All engines	thread M10x1.0	7.0183			
All engines	spanner size 19, thread M12x1.5		7.6073		
All engines	RHD			7.1163 T20	
All engines					7.1207 T22

				ENGINE
1.8	Petrol	92	06/04-08/09	Z 18 XE

Engine	Information	S10	T10	T20 - T23	T22 - T25
All engines	spanner size 24, switch press. 0.3/0.55 bar, thread M14x1.5	7.0069			
All engines	spanner size 19, thread M12x1.5		7.6073		
All engines	RHD			7.1163 T20	
All engines					7.1207 T22





VECTRA

				ENGINE
2.0 DualFuel	Petrol/ Petroleum Gas (LPG)	100	05/98-01/01	X 20 XEV

Engine	Information	S10	T10	T20 - T23	T22 - T25
All engines	spanner size 24, switch press. 0.3/0.55 bar, thread M14x1.5	7.0069			
All engines	spanner size 19, thread M12x1.5		7.6073		
All engines	->ch. W1285446, ->ch. W5276825, ->ch. W7154258, ->ch. WL, ->ch. WP, ->ch. WS, Conn. nr. 2, spanner size 22			7.1050 T20	

S10 OIL PRESSURE WARNING LIGHT SWITCH	T10 REVERSING LIGHT SWITCH	T20 BRAKE LIGHT SWITCH
T22 SWITCH CLUTCH CONTROL (CRUISE CONTROL)	T23 SWITCH BRAKE ACTUATION (ENGINE TIMING)	T25 SWITCH CLUTCH CONTROL (ENGINE CONTROL)

FUNCTIONS ON THE VEHICLE

Vehicle	alim.	kW	Date	Engine	 S10	 T10	 T20 - T23	 T22 - T25
---------	-------	----	------	--------	---	---	--	---

VECTRA

				ENGINE
2.0 DualFuel	Petrol/ Petro- leum Gas (LPG)	100	05/98-01/01	X 20 XEV

Engine	Information	S10	T10	T20 - T23	T22 - T25
All engines	-air conditioning, ch. W1285447 ->, ch. W5 ->, ch. W7154259 ->, ch. WL ->, ch. WP ->, ch. WS ->, Conn. nr. 2			7.1155 T20	
All engines	+air conditioning, ch. W1285447 ->, ch. W5 ->, ch. W7154259 ->, ch. WL ->, ch. WP ->, ch. WS ->, Conn. nr. 4			7.1181 T20	
All engines					7.1110 T22

VECTRA B

				ENGINE
1.6 i	Petrol	55	08/95-03/02	X 16 SZR

Engine	Information	S10	T10	T20 - T23	T22 - T25
All engines	spanner size 24, switch press. 0.3/0.55 bar, thread M14x1.5	7.0069			
All engines	spanner size 19, thread M12x1.5		7.6073		
All engines	->ch. W1285446, ->ch. W1754258, ->ch. W5276825, Conn. nr. 2, spanner size 22			7.1050 T20	
All engines	ch. W1285447 ->, ch. W1285447, W7154259 ->, Conn. nr. 2, -cruise control			7.1155 T20	
All engines	+cruise control, ch. W1285447, W7154259 ->			7.1181 T20	

				ENGINE
1.6 i 16V	Petrol	74	08/95-03/02	X 16 XEL, Y 16 XE, Z 16 XE

Engine	Information	S10	T10	T20 - T23	T22 - T25
All engines	spanner size 24, switch press. 0.3/0.55 bar, thread M14x1.5	7.0069			
All engines	spanner size 19, thread M12x1.5		7.6073		
All engines	->ch. W1285446, ->ch. W5276825, ->ch. W7154258, ->ch. WL, ->ch. WP, ->ch. WS, Conn. nr. 2, spanner size 22			7.1050 T20	
All engines	ch. W1285447 ->, ch. W1285447, W7154259 ->, ch. W5 ->, ch. W7154259 ->, ch. WL ->, ch. WP ->, ch. WS ->, Conn. nr. 2, -cruise control			7.1155 T20	
All engines	+cruise control, ch. W1285447, W7154259 ->, Conn. nr. 4			7.1181 T20	

				ENGINE
1.7 TD	Diesel	60	10/95-12/97	X 17 DT (TC4EE1), X17TD

Engine	Information	S10	T10	T20 - T23	T22 - T25
All engines		7.0015			
All engines	spanner size 19, thread M12x1.5		7.6073		
All engines	->ch. W1285446, ->ch. W1754258, ->ch. W5276825, ->ch. W7154258, ->ch. WL, ->ch. WP, ->ch. WS, Conn. nr. 2, spanner size 22			7.1050 T20	
Eng. X17TD	ch. W1285447 ->, ch. W5276826 ->, ch. W7154259 ->, ch. WL ->, ch. WP ->, ch. WS ->, Conn. nr. 2, -cruise control			7.1155 T20	
All engines	+cruise control, ch. W1285447 ->, ch. W1285447, W7154259 ->, ch. W5276826 ->, ch. W7154259 ->, ch. WL ->, ch. WP ->, ch. WS ->, Conn. nr. 4			7.1181 T20	

				ENGINE
1.8 Dualfuel	Petrol/ Petro- leum Gas (LPG)	92	09/00-07/03	Z 18 XE

Engine	Information	S10	T10	T20 - T23	T22 - T25
All engines	spanner size 24, switch press. 0.3/0.55 bar, thread M14x1.5	7.0069			
All engines	spanner size 19, thread M12x1.5		7.6073		
All engines	Conn. nr. 2, spanner size 22			7.1050 T20	
All engines	Conn. nr. 4			7.1181 T20	
All engines					7.1110 T22

				ENGINE
1.8 i 16V	Petrol	85	09/95-09/00	X 18 XE, X 18 XE1, Z 18 XEL

Engine	Information	S10	T10	T20 - T23	T22 - T25
All engines	spanner size 24, switch press. 0.3/0.55 bar, thread M14x1.5	7.0069			
All engines	spanner size 19, thread M12x1.5		7.6073		
Eng. X 18 XE, X 18 XE1	->ch. W1285446, ->ch. W1754258, ->ch. W5276825, Conn. nr. 2, spanner size 22			7.1050 T20	
Eng. X 18 XE, X 18 XE1	ch. W1285447 ->, ch. W1285447, W7154259 ->, Conn. nr. 2, -cruise control			7.1155 T20	
All engines	+cruise control, ch. W1285447 ->, ch. W1285447, W7154259 ->, Conn. nr. 4			7.1181 T20	
All engines					7.1110 T22

S10 OIL PRESSURE WARNING LIGHT SWITCH	T10 REVERSING LIGHT SWITCH	T20 BRAKE LIGHT SWITCH
T22 SWITCH CLUTCH CONTROL (CRUISE CONTROL)	T23 SWITCH BRAKE ACTUATION (ENGINE TIMING)	T25 SWITCH CLUTCH CONTROL (ENGINE CONTROL)

Vehicle	alim.	kW	Date	Engine	 S10	 T10	 T20 - T23	 T22 - T25
---------	-------	----	------	--------	---	---	--	---

ENGINE				
1.8 i 16V	Petrol	92	09/00-07/03	Z 18 XE

Engine	Information	S10	T10	T20 - T23	T22 - T25
All engines	spanner size 24, switch press. 0.3/0.55 bar, thread M14x1.5	7.0069			
All engines	spanner size 19, thread M12x1.5		7.6073		
All engines	->ch. W1285446, Conn. nr. 2, spanner size 22			7.1050 T20	
All engines	ch. W1285447 ->, Conn. nr. 2, -cruise control			7.1155 T20	
All engines	+cruise control, ch. W1285447 ->, Conn. nr. 4			7.1181 T20	
All engines					7.1110 T22

ENGINE				
2.0 DI 16V	Diesel	60	08/95-10/01	X 20 DTL

Engine	Information	S10	T10	T20 - T23	T22 - T25
All engines	thread M14x1.5	7.0069			
All engines	spanner size 19, thread M12x1.5		7.6073		
All engines	->ch. W1285446			7.1065 T20	
All engines	ch. W1285447 ->, Conn. nr. 4			7.1181 T20	
All engines					7.1110 T25

ENGINE				
2.0 DTI 16V	Diesel	74	08/95-10/01	X 20 DTH, Y 20 DTH

Engine	Information	S10	T10	T20 - T23	T22 - T25
All engines	thread M14x1.5	7.0069			
All engines	spanner size 19, thread M12x1.5		7.6073		
All engines	->ch. W1285446			7.1065 T20	
All engines	ch. W1285447 ->, Conn. nr. 4			7.1181 T20	
All engines					7.1110 T25

ENGINE				
2.0 Dualfuel	Petrol/ Petroleum Gas (LPG)	100	08/98-01/01	X 20 XEV

Engine	Information	S10	T10	T20 - T23	T22 - T25
All engines	spanner size 24, switch press. 0.3/0.55 bar, thread M14x1.5	7.0069			
All engines	spanner size 19, thread M12x1.5		7.6073		
All engines	->ch. W1285446, ->ch. W5276825, ->ch. W7154258, ->ch. WL, ->ch. WP, ->ch. WS, Conn. nr. 2, spanner size 22			7.1050 T20	
All engines	-air conditioning, ch. W1285447 ->, ch. W5 ->, ch. W7154259 ->, ch. WL ->, ch. WP ->, ch. WS ->, Conn. nr. 2			7.1155 T20	
All engines	+air conditioning, ch. W1285447 ->, ch. W5 ->, ch. W7154259 ->, ch. WL ->, ch. WP ->, ch. WS ->, Conn. nr. 4			7.1181 T20	
All engines					7.1110 T22

ENGINE				
2.0 i	Petrol	82	10/95-03/02	20 NEJ

Engine	Information	S10	T10	T20 - T23	T22 - T25
All engines		7.0069	7.6073		7.1110 T22
All engines	->ch. W1285446, ->ch. W5276825, ->ch. W7154258			7.1050 T20	
All engines	ch. W1285447, W7154259 ->, -cruise control			7.1155 T20	
All engines	+cruise control, ch. W1285447, W7154259 ->			7.1181 T20	

ENGINE				
2.0 i 16V	Petrol	100	10/95-01/01	X 20 XEV

Engine	Information	S10	T10	T20 - T23	T22 - T25
All engines	spanner size 24, switch press. 0.3/0.55 bar, thread M14x1.5	7.0069			
All engines	spanner size 19, thread M12x1.5		7.6073		
All engines	->ch. W1285446, Conn. nr. 2, spanner size 22			7.1050 T20	
All engines	ch. W1285447 ->, Conn. nr. 2, -cruise control			7.1155 T20	
All engines	+cruise control, ch. W1285447 ->, Conn. nr. 4			7.1181 T20	
All engines					7.1110 T22

ENGINE				
2.2 DTI 16V	Diesel	92	08/95-10/01	Y 22 DTR



Engine	Information	S10	T10	T20 - T23	T22 - T25
All engines	thread M14x1.5	7.0069			
All engines	spanner size 19, thread M12x1.5		7.6073		
All engines	Conn. nr. 4			7.1181 T20	
All engines					7.1110 T25

S10	OIL PRESSURE WARNING LIGHT SWITCH	T10	REVERSING LIGHT SWITCH	T20	BRAKE LIGHT SWITCH
T22	SWITCH CLUTCH CONTROL (CRUISE CONTROL)	T23	SWITCH BRAKE ACTUATION (ENGINE TIMING)	T25	SWITCH CLUTCH CONTROL (ENGINE CONTROL)

FUNCTIONS ON THE VEHICLE

Vehicle	alim.	kW	Date	Engine	 S10	 T10	 T20 - T23	 T22 - T25
ENGINE								
2.2 i 16V	Petrol	108	08/95-07/03	Z 22 SE				
Engine	Information			S10	T10	T20 - T23	T22 - T25	
All engines	spanner size 19, thread M12x1.5				7.6073			
All engines	->ch. W1285446, Conn. nr. 2, spanner size 22					7.1050	T20	
All engines	ch. W1285447 ->, Conn. nr. 2, -cruise control					7.1155	T20	
All engines	+cruise control, ch. W1285447 ->, Conn. nr. 4					7.1181	T20	
All engines							7.1110	T22
ENGINE								
2.5 i GSi	Petrol	143	03/98-07/00	X 25 XE				
Engine	Information			S10	T10	T20 - T23	T22 - T25	
All engines	spanner size 24, switch press. 0.3/0.55 bar, thread M14x1.5			7.0069				
All engines	spanner size 19, thread M12x1.5				7.6073			
All engines	->ch. W1285446, Conn. nr. 2, spanner size 22					7.1050	T20	
All engines	ch. W1285447 ->, Conn. nr. 2, -cruise control					7.1155	T20	
All engines	+cruise control, ch. W1285447 ->, Conn. nr. 4					7.1181	T20	
All engines							7.1110	T22
ENGINE								
2.5 i V6	Petrol	125	09/95-08/00	X 25 XE				
Engine	Information			S10	T10	T20 - T23	T22 - T25	
All engines	spanner size 24, switch press. 0.3/0.55 bar, thread M14x1.5			7.0069				
All engines	spanner size 19, thread M12x1.5				7.6073			
All engines	->ch. W1285446, Conn. nr. 2, spanner size 22					7.1050	T20	
All engines	ch. W1285447 ->, Conn. nr. 2, -cruise control					7.1155	T20	
All engines	+cruise control, ch. W1285447 ->, Conn. nr. 4					7.1181	T20	
All engines							7.1110	T22
ENGINE								
2.6 i V6	Petrol	125	09/00-07/03	Y 26 SE				
Engine	Information			S10	T10	T20 - T23	T22 - T25	
All engines	spanner size 24, switch press. 0.3/0.55 bar, thread M14x1.5			7.0069				
All engines	spanner size 19, thread M12x1.5				7.6073			
All engines	->ch. W1285446, Conn. nr. 2, spanner size 22					7.1050	T20	
All engines	ch. W1285447 ->, Conn. nr. 2, -cruise control					7.1155	T20	
All engines	+cruise control, ch. W1285447 ->, Conn. nr. 4					7.1181	T20	
All engines							7.1110	T25
VECTRA C								
ENGINE								
1.6 16V	Petrol	74	06/04-07/08	Z 16 XE				
Engine	Information			S10	T10	T20 - T23	T22 - T25	
All engines				7.0069		7.1208	T20	7.1207 T22
All engines	no specific info conc. application available				7.6249, 7.6254			
ENGINE								
1.6 16V	Petrol	77	01/06-07/08	Z 16 XEP				
Engine	Information			S10	T10	T20 - T23	T22 - T25	
All engines				7.0141		7.1208	T20	7.1207 T22
All engines	no specific info conc. application available				7.6249, 7.6254			
ENGINE								
1.8	Petrol	103	01/06-07/08	Z 18 XER				
Engine	Information			S10	T10	T20 - T23	T22 - T25	
All engines	COL:blue, spanner size 24, switch press. 0.3/0.55 bar, thread M10x1.0			7.0141				
All engines	t.nr. F17/F23, t.nr. F40, t.nr. M32				7.6249			
All engines	t.nr. F35				7.6254			
All engines						7.1208	T20	7.1207 T22
ENGINE								
1.8	Petrol	81	04/02-07/08	Z 18 XEL				
Engine	Information			S10	T10	T20 - T23	T22 - T25	
All engines				7.0069		7.1208	T20	7.1207 T22
All engines	no specific info conc. application available				7.6249, 7.6254			

S10	OIL PRESSURE WARNING LIGHT SWITCH	T10	REVERSING LIGHT SWITCH	T20	BRAKE LIGHT SWITCH
T22	SWITCH CLUTCH CONTROL (CRUISE CONTROL)	T23	SWITCH BRAKE ACTUATION (ENGINE TIMING)	T25	SWITCH CLUTCH CONTROL (ENGINE CONTROL)

Vehicle	alim.	kW	Date	Engine	 S10	 T10	 T20 - T23	 T22 - T25
---------	-------	----	------	--------	---	---	--	---

ENGINE				
1.8 16V	Petrol	90	04/02-07/08	Z 18 XE

Engine	Information	S10	T10	T20 - T23	T22 - T25
All engines	spanner size 24, switch press. 0.3/0.55 bar, thread M14x1.5	7.0069			
All engines	t.nr. F17/F23, t.nr. F40, t.nr. M32		7.6249		
All engines	t.nr. F35		7.6254		
All engines				7.1208 T20	7.1207 T22

ENGINE				
1.8 16V Dualfuel	Petrol/ Petroleum Gas (LPG)	90	04/02-07/08	Z 18 XE

Engine	Information	S10	T10	T20 - T23	T22 - T25
All engines	spanner size 24, switch press. 0.3/0.55 bar, thread M14x1.5	7.0069			
All engines			7.6249	7.1208 T20	7.1207 T25

ENGINE				
1.9 CDTI	Diesel	74	10/05-07/08	Z 19 DTL

Engine	Information	S10	T10	T20 - T23	T22 - T25
All engines		7.0096		7.1208 T20	7.1207 T22
All engines	no specific info conc. application available		7.6249, 7.6254		

ENGINE				
1.9 CDTI	Diesel	88	04/02-09/08	Z 19 DT

Engine	Information	S10	T10	T20 - T23	T22 - T25
All engines	Conn. nr. 1	7.0096			
All engines	t.nr. F17/F23, t.nr. F40, t.nr. M32		7.6249		
All engines	t.nr. F35		7.6254		
All engines				7.1208 T20	7.1207 T22

ENGINE				
1.9 CDTI 16V	Diesel	110	04/04-05/09	Z 19 DTH

Engine	Information	S10	T10	T20 - T23	T22 - T25
All engines	Conn. nr. 1	7.0096			
All engines	t.nr. F17/F23, t.nr. F40, t.nr. M32		7.6249		
All engines	t.nr. F35		7.6254		
All engines				7.1208 T20	7.1207 T22

ENGINE				
2.0 16V Turbo	Petrol	129	01/00-10/08	Z 20 NET

Engine	Information	S10	T10	T20 - T23	T22 - T25
All engines	t.nr. F17/F23, t.nr. F40, t.nr. M32		7.6249		
All engines	t.nr. F35		7.6254		
All engines				7.1208 T20	7.1207 T22

ENGINE				
2.0 DTI 16V	Diesel	74	04/02-10/08	Y 20 DTH

Engine	Information	S10	T10	T20 - T23	T22 - T25
All engines	thread M14x1.5	7.0069			
All engines	t.nr. F17/F23, t.nr. F40, t.nr. M32		7.6249		
All engines	t.nr. F35		7.6254		
All engines				7.1208 T20	7.1207 T22

ENGINE				
2.2 16V	Petrol	108	01/02-10/08	Z 22 SE

Engine	Information	S10	T10	T20 - T23	T22 - T25
All engines	t.nr. F17/F23, t.nr. F23, t.nr. F40, t.nr. M32		7.6249		
All engines	t.nr. F35		7.6254		
All engines				7.1208 T20	7.1207 T22, T25

ENGINE				
2.2 direct	Petrol	114	01/02-10/08	Z 22 YH

Engine	Information	S10	T10	T20 - T23	T22 - T25
All engines	t.nr. F17/F23, t.nr. F40, t.nr. M32		7.6249		
All engines	t.nr. F35		7.6254		
All engines				7.1208 T20	7.1207 T22

S10 OIL PRESSURE WARNING LIGHT SWITCH	T10 REVERSING LIGHT SWITCH	T20 BRAKE LIGHT SWITCH
T22 SWITCH CLUTCH CONTROL (CRUISE CONTROL)	T23 SWITCH BRAKE ACTUATION (ENGINE TIMING)	T25 SWITCH CLUTCH CONTROL (ENGINE CONTROL)

FUNCTIONS ON THE VEHICLE

Vehicle	alim.	kW	Date	Engine	 S10	 T10	 T20 - T23	 T22 - T25
---------	-------	----	------	--------	---	---	--	---

				ENGINE
2.2 DTI 16V	Diesel	92	04/02-10/08	Y 22 DTR

Engine	Information	S10	T10	T20 - T23	T22 - T25
All engines	thread M14x1.5	7.0069			
All engines	t.nr. F17/F23, t.nr. F23, t.nr. F40, t.nr. M32		7.6249		
All engines	t.nr. F35		7.6254		
All engines				7.1208 T20	7.1207 T22, T25

				ENGINE
2.8 V6 Turbo	Petrol	169	08/05-05/09	Z 28 NEL

Engine	Information	S10	T10	T20 - T23	T22 - T25
All engines	no specific info conc. application available, t.nr. F17/F23, t.nr. F40, t.nr. M32		7.6249		
All engines	no specific info conc. application available, t.nr. F35		7.6254		
All engines				7.1208 T20	7.1207 T22

				ENGINE
2.8 V6 Turbo	Petrol	184	02/06-05/09	Z 28 NET

Engine	Information	S10	T10	T20 - T23	T22 - T25
All engines	no specific info conc. application available, t.nr. F17/F23, t.nr. F40, t.nr. M32		7.6249		
All engines	no specific info conc. application available, t.nr. F35		7.6254		
All engines				7.1208 T20	7.1207 T22

				ENGINE
2.8 V6 Turbo	Petrol	188	08/05-05/09	Z 28 NET

Engine	Information	S10	T10	T20 - T23	T22 - T25
All engines	no specific info conc. application available, t.nr. F17/F23, t.nr. F40, t.nr. M32		7.6249		
All engines	no specific info conc. application available, t.nr. F35		7.6254		
All engines				7.1208 T20	7.1207 T22

				ENGINE
2.8 V6 Turbo	Petrol	206	10/06-05/09	Z 28 NET

Engine	Information	S10	T10	T20 - T23	T22 - T25
All engines	no specific info conc. application available, t.nr. F17/F23, t.nr. F40, t.nr. M32		7.6249		
All engines	no specific info conc. application available, t.nr. F35		7.6254		
All engines				7.1208 T20	7.1207 T22

				ENGINE
3.0 CDTi	Diesel	135	08/05-07/08	Z 30 DT

Engine	Information	S10	T10	T20 - T23	T22 - T25
All engines		7.0170		7.1208 T20	7.1207 T22
All engines	t.nr. F17/F23, t.nr. F40, t.nr. M32		7.6249		
All engines	t.nr. F35		7.6254		

				ENGINE
3.0 V6 CDTi	Diesel	130	06/03-08/05	Y 30 DT

Engine	Information	S10	T10	T20 - T23	T22 - T25
All engines		7.0015		7.1208 T20	7.1207 T22
All engines	t.nr. F17/F23, t.nr. F40, t.nr. M32		7.6249		
All engines	t.nr. F35		7.6254		

				ENGINE
3.2 V6	Petrol	155	08/02-07/08	Z 32 SE

Engine	Information	S10	T10	T20 - T23	T22 - T25
All engines		7.0069		7.1208 T20	7.1207 T22
All engines	t.nr. F17/F23, t.nr. F40, t.nr. M32		7.6249		
All engines	t.nr. F35		7.6254		

VIVARO

				ENGINE
1.6 CDTi	Diesel	103	05/14->	R9M 450

Engine	Information	S10	T10	T20 - T23	T22 - T25
All engines		7.0178	7.6245		
All engines	COL:green				7.1223 T22, T25

				ENGINE
1.6 CDTi	Diesel	107	08/16->	R9M 450, R9M452

Engine	Information	S10	T10	T20 - T23	T22 - T25
All engines	org. IDENT 8200671272	7.0178			
All engines			7.6245		

S10 OIL PRESSURE WARNING LIGHT SWITCH	T10 REVERSING LIGHT SWITCH	T20 BRAKE LIGHT SWITCH
T22 SWITCH CLUTCH CONTROL (CRUISE CONTROL)	T23 SWITCH BRAKE ACTUATION (ENGINE TIMING)	T25 SWITCH CLUTCH CONTROL (ENGINE CONTROL)

FUNCTIONS ON THE VEHICLE

Vehicle	alim.	kW	Date	Engine	 S10	 T10	 T20 - T23	 T22 - T25
---------	-------	----	------	--------	---	---	--	---

ENGINE				
1.6 CDTi	Diesel	107	08/16->	R9M 450, R9M452

Engine	Information	S10	T10	T20 - T23	T22 - T25
All engines	COL:green, COL:grey, pole nr. 2				7.1223 T22

ENGINE				
1.6 CDTi	Diesel	66	05/14->	R9M 408

Engine	Information	S10	T10	T20 - T23	T22 - T25
All engines		7.0178	7.6245		
All engines	COL:green				7.1223 T22

ENGINE				
1.6 CDTi	Diesel	70	08/16->	R9M 413

Engine	Information	S10	T10	T20 - T23	T22 - T25
All engines	org. IDENT 8200671272	7.0178			
All engines			7.6245		
All engines	COL:green				7.1223 T22, T25

ENGINE				
1.6 CDTi	Diesel	85	05/14->	R9M 408

Engine	Information	S10	T10	T20 - T23	T22 - T25
All engines		7.0178	7.6245		
All engines	COL:green				7.1223 T22

ENGINE				
1.6 CDTi	Diesel	88	05/14->	R9M 413, R9M 450

Engine	Information	S10	T10	T20 - T23	T22 - T25
All engines		7.0178	7.6245		
All engines	COL:green				7.1223 T22

ENGINE				
1.6 CDTi	Diesel	89	09/16->	R9M 450

Engine	Information	S10	T10	T20 - T23	T22 - T25
All engines		7.0178	7.6245		
All engines	COL:green, COL:grey, pole nr. 2				7.1223 T22

ENGINE				
1.6 CDTi	Diesel	92	08/16->	R9M 450, R9M452

Engine	Information	S10	T10	T20 - T23	T22 - T25
All engines	org. IDENT 8200671272	7.0178			
All engines			7.6245		
All engines	COL:green, COL:grey, pole nr. 2				7.1223 T22
Eng. R9M452	COL:green				7.1223 T25

ENGINE				
1.9 DI	Diesel	59	08/01-07/14	F9Q 762

Engine	Information	S10	T10	T20 - T23	T22 - T25
All engines		7.0178	7.6096		
All engines	->ch. 6V699999, ->ch. 6Y999999, COL:black			7.1148 T20	
All engines	->ch. BV699999, ->ch. BY999999, ch. 7V600001 ->, ch. 7Y000001 ->, COL:white			7.1149 T20	
All engines	->ch. 3V618582				7.1150 T22
All engines	ch. 3V618583 ->				7.1223 T22

ENGINE				
1.9 DTI	Diesel	74	08/01-12/06	F9Q 760


Engine	Information	S10	T10	T20 - T23	T22 - T25
All engines		7.0178	7.6096		
All engines	->ch. 6V699999, ->ch. 6Y999999, COL:black			7.1148 T20	
All engines	->ch. BV699999, ->ch. BY999999, ch. 7V600001 ->, ch. 7Y000001 ->, COL:white			7.1149 T20	
All engines	->ch. 3V618582				7.1150 T22
All engines	ch. 3V618583 ->				7.1223 T22

ENGINE				
2.0 16V	Petrol	88	08/01-07/14	F4R 720

Engine	Information	S10	T10	T20 - T23	T22 - T25
All engines	PRODCODE 8200026650	7.0151			
All engines	PRODCODE 8200359627	7.0178			
All engines			7.6096		
All engines	man.		7.6245		
All engines	->ch. 6V699999, ->ch. 6Y999999, COL:black			7.1148 T20	

S10 OIL PRESSURE WARNING LIGHT SWITCH	T10 REVERSING LIGHT SWITCH	T20 BRAKE LIGHT SWITCH
T22 SWITCH CLUTCH CONTROL (CRUISE CONTROL)	T23 SWITCH BRAKE ACTUATION (ENGINE TIMING)	T25 SWITCH CLUTCH CONTROL (ENGINE CONTROL)

FUNCTIONS ON THE VEHICLE

Vehicle	alim.	kW	Date	Engine	 S10	 T10	 T20 - T23	 T22 - T25
---------	-------	----	------	--------	---	---	--	---

				ENGINE
2.0 16V	Petrol	88	08/01-07/14	F4R 720

Engine	Information	S10	T10	T20 - T23	T22 - T25
All engines	->ch. BV699999, ->ch. BY999999, ch. 7V600001 ->, ch. 7Y000001 ->, COL:white			7.1149 T20	
All engines	->ch. 3V618582				7.1150 T22
All engines	ch. 3V618583 ->				7.1223 T22

				ENGINE
2.0 CDTI	Diesel	66	01/06-07/14	M9R 630, M9R 692, M9R 780, M9R 782, M9R 786

Engine	Information	S10	T10	T20 - T23	T22 - T25
Eng. M9R 630, M9R 780, M9R 782, M9R 786		7.0178			
All engines	COL:green		7.6096		
Eng. M9R 780	COL:light blue		7.6271		
All engines	->ch. 6V699999, ->ch. 6Y999999, COL:black, pole nr. 2			7.1148 T20	
All engines	->ch. BV699999, ->ch. BY999999, ch. 7V600001 ->, ch. 7Y000001 ->, COL:white, pole nr. 4			7.1149 T20	
All engines	->ch. 3V618582				7.1150 T22
All engines	ch. 3V618583 ->				7.1223 T22

				ENGINE
2.0 CDTI	Diesel	84	08/06-07/14	M9R 630, M9R 692, M9R 780, M9R 784, M9R 786, M9R 788

Engine	Information	S10	T10	T20 - T23	T22 - T25
Eng. M9R 630, M9R 780, M9R 784, M9R 786, M9R 788		7.0178			
All engines	COL:green		7.6096		
Eng. M9R 784	COL:light blue		7.6271		
All engines	->ch. 6V699999, ->ch. 6Y999999, COL:black, pole nr. 2			7.1148 T20	
All engines	->ch. BV699999, ->ch. BY999999, ch. 7V600001 ->, ch. 7Y000001 ->, COL:white, pole nr. 4			7.1149 T20	
All engines	->ch. 3V618582				7.1150 T22
All engines	ch. 3V618583 ->				7.1223 T22

				ENGINE
2.0 ECOTEC	Petrol	86	08/06-07/14	F4R 820

Engine	Information	S10	T10	T20 - T23	T22 - T25
All engines	-> 01/07/07, ->ch. 7*622281, ->ch. 7*721657, 01/08/07 ->, 8200671286, ch. 7*622282 ->, ch. 7*721658 ->, ch. 7V622282 ->, org. 7700417970, org. 8200671286, PRODCODE 7700417970, PRODCODE 8200671286	7.0131			
All engines	-> 01/07/07 ->ch. 7*622281, ->ch. 7*721657, ->ch. 7V622281, 8200671286, org. 8200026650, org. 8200671279	7.0151			
All engines	8200671272, org. 8200671272, PRODCODE 8200359627, PRODCODE 8200671272	7.0178			
All engines	aut.		7.6096		
All engines	man.		7.6245		
All engines	->ch. 6V699999, ->ch. 6Y999999, COL:black			7.1148 T20	
All engines	->ch. BV699999, ->ch. BY999999, ch. 7V600001 ->, ch. 7Y000001 ->, COL:white			7.1149 T20	
All engines	->ch. 3V618582				7.1150 T22
All engines	ch. 3V618583 ->				7.1223 T22


				ENGINE
2.5 CDTI	Diesel	107	01/06-07/14	G9U 630, G9U 730

Engine	Information	S10	T10	T20 - T23	T22 - T25
Eng. G9U 730	COL:grey	7.0151			
All engines	COL:black, COL:natural	7.0178			
All engines	COL:green		7.6096		
Eng. G9U 730	COL:light blue		7.6271		
All engines	->ch. 6V699999, ->ch. 6Y999999, COL:black, pole nr. 2			7.1148 T20	
All engines	->ch. BV699999, ->ch. BY999999, ch. 7V600001 ->, ch. 7Y000001 ->, COL:white, pole nr. 4			7.1149 T20	
All engines	->ch. 3V618582				7.1150 T22
All engines	ch. 3V618583 ->				7.1223 T22

				ENGINE
2.5 CDTI	Diesel	84	08/06-07/14	G9U 630

Engine	Information	S10	T10	T20 - T23	T22 - T25
All engines	COL:grey	7.0151			
All engines	COL:black, COL:natural	7.0178			
All engines	COL:green		7.6096		

S10	OIL PRESSURE WARNING LIGHT SWITCH	T10	REVERSING LIGHT SWITCH	T20	BRAKE LIGHT SWITCH
T22	SWITCH CLUTCH CONTROL (CRUISE CONTROL)	T23	SWITCH BRAKE ACTUATION (ENGINE TIMING)	T25	SWITCH CLUTCH CONTROL (ENGINE CONTROL)

Vehicle	alim.	kW	Date	Engine	 S10	 T10	 T20 - T23	 T22 - T25
---------	-------	----	------	--------	---	---	--	---

				ENGINE
2.5 CDTI	Diesel	84	08/06-07/14	G9U 630

Engine	Information	S10	T10	T20 - T23	T22 - T25
All engines	COL:light blue		7.6271		
All engines	pole nr. 2			7.1148 T20	
All engines	pole nr. 4			7.1149 T20	
All engines	->ch. 3V618582				7.1150 T22
All engines	ch. 3V618583 ->				7.1223 T22

				ENGINE
2.5 CDTI	Diesel	99	04/03-07/06	G9U 630, G9U 730

Engine	Information	S10	T10	T20 - T23	T22 - T25
Eng. G9U 630	COL:grey	7.0151			
All engines	COL:black, COL:natural	7.0178			
All engines	COL:green		7.6096		
Eng. G9U 630	COL:light blue		7.6271		
All engines	->ch. 6V699999, ->ch. 6Y999999, COL:black, pole nr. 2			7.1148 T20	
All engines	->ch. BV699999, ->ch. BY999999, ch. 7V600001 ->, ch. 7Y000001 ->, COL:white, pole nr. 4			7.1149 T20	
All engines	->ch. 3V618582				7.1150 T22
All engines	ch. 3V618583 ->				7.1223 T22

				ENGINE
2.5 DTI	Diesel	99	07/03-07/14	G9U 630, G9U 730

Engine	Information	S10	T10	T20 - T23	T22 - T25
Eng. G9U 630	COL:grey	7.0151			
All engines	COL:black, COL:natural	7.0178			
All engines	COL:green		7.6096		
Eng. G9U 630	COL:light blue		7.6271		
All engines	->ch. 6V699999, ->ch. 6Y999999, COL:black, pole nr. 2			7.1148 T20	
All engines	->ch. BV699999, ->ch. BY999999, ch. 7V600001 ->, ch. 7Y000001 ->, COL:white, pole nr. 4			7.1149 T20	
All engines	->ch. 3V618582				7.1150 T22
All engines	ch. 3V618583 ->				7.1223 T22

VX220

				ENGINE
2.0 i Turbo	Petrol	147	03/01-07/05	Z20 LET

Engine	Information	S10	T10	T20 - T23	T22 - T25
All engines	->ch. 6N999999, FP Upper, spanner size 24, switch press. 0.3/0.55 bar, thread M14x1.5	7.0069			
All engines	spanner size 19, thread M12x1.5		7.6073		
All engines				7.1156 T20	

				ENGINE
2.0 VXR	Petrol	162	10/03-07/05	Z20 LET

Engine	Information	S10	T10	T20 - T23	T22 - T25
All engines	FP Lower, spanner size 24, switch press. 0.3/0.55 bar, thread M14x1.5	7.0069			
All engines	spanner size 19, thread M12x1.5		7.6073		
All engines				7.1156 T20	

				ENGINE
2.2 i	Petrol	108	09/00-07/05	Z22 SE

Engine	Information	S10	T10	T20 - T23	T22 - T25
All engines	spanner size 19, thread M12x1.5		7.6073		
All engines				7.1112 T20	

ZAFIRA

				ENGINE
1.7 CDTi	Diesel	92	03/07->	A 17 DTR

Engine	Information	S10	T10	T20 - T23	T22 - T25
All engines		7.0170		7.1208 T20	7.1207 T25
All engines	COL:beige, t.tnr. M32		7.6323		

ZAFIRA A

				ENGINE
1.6 16V	Petrol	74	04/99-08/05	X 16 XEL, Z 16 XE

Engine	Information	S10	T10	T20 - T23	T22 - T25
All engines	spanner size 24, switch press. 0.3/0.55 bar, thread M14x1.5	7.0069			
All engines	spanner size 19, thread M12x1.5		7.6073		
Eng. X 16 XEL	->ch. W2999999, Conn. nr. 2, -cruise control, spanner size 22			7.1050 T20	

S10 OIL PRESSURE WARNING LIGHT SWITCH	T10 REVERSING LIGHT SWITCH	T20 BRAKE LIGHT SWITCH
T22 SWITCH CLUTCH CONTROL (CRUISE CONTROL)	T23 SWITCH BRAKE ACTUATION (ENGINE TIMING)	T25 SWITCH CLUTCH CONTROL (ENGINE CONTROL)

FUNCTIONS ON THE VEHICLE

Vehicle	alim.	kW	Date	Engine	 S10	 T10	 T20 - T23	 T22 - T25
---------	-------	----	------	--------	---	---	--	---

ZAFIRA A

				ENGINE
1.6 16V	Petrol	74	04/99-08/05	X 16 XEL, Z 16 XE

Engine	Information	S10	T10	T20 - T23	T22 - T25
Eng. X 16 XEL	ch. X2000001 ->, Conn. nr. 2, -cruise control			7.1155 T20	
Eng. Z 16 XE				7.1156 T20	
All engines	+cruise control, -> ch. 32000465, 2H999999, see connection type				7.1123 T22
All engines	+cruise control, ch. 32000466 ->, ch. 35000001 ->, ch. 36000001 ->, ch. 38000001 ->, ch. 3B000001 ->, ch. 3H000001 ->, see connection type				7.1207 T22

				ENGINE
1.6 CNG	Petrol/ Natural Gas (CNG)	71	09/01-06/05	Z 16 YNG

Engine	Information	S10	T10	T20 - T23	T22 - T25
All engines	spanner size 24, switch press. 0.3/0.55 bar, thread M14x1.5	7.0069			
All engines			7.6249	7.1208 T20	
All engines	+cruise control, -> ch. 32000465, 2H999999				7.1123 T22
All engines	+cruise control, ch. 32000466, 3H000001 ->				7.1207 T22

				ENGINE
1.6 Dualfuel	Petrol/ Petro- leum Gas (LPG)	74	11/98-08/05	X 16 XEL

Engine	Information	S10	T10	T20 - T23	T22 - T25
All engines	spanner size 24, switch press. 0.3/0.55 bar, thread M14x1.5	7.0069			
All engines	spanner size 19, thread M12x1.5		7.6073		
All engines	-> ch. W2999999, -> ch. W5999999, -> ch. W6999999, -> ch. W8999999, -> ch. W6, -> ch. WH, Conn. nr. 2, -cruise control, spanner size 22			7.1050 T20	
All engines	ch. 1H000001 ->, ch. 4G000001 ->, ch. X2000001 ->, ch. X5000001 ->, ch. X6000001 ->, ch. X8000001 ->, Conn. nr. 2, -cruise control			7.1155 T20	
All engines	-> ch. 2H999999, -> ch. 32000465				7.1123 T22
All engines	ch. 32000466 ->, ch. 3H000001 ->, ch. 4G000001 ->				7.1207 T22

				ENGINE
1.8 16V	Petrol	85	05/99-08/00	X 18 XE1

Engine	Information	S10	T10	T20 - T23	T22 - T25
All engines	spanner size 24, switch press. 0.3/0.55 bar, thread M14x1.5	7.0069			
All engines	spanner size 19, thread M12x1.5		7.6073		
All engines	-> ch. W2999999, Conn. nr. 2, -cruise control, spanner size 22			7.1050 T20	
All engines	ch. X2000001 ->, Conn. nr. 2, -cruise control			7.1155 T20	
All engines	+cruise control, -> ch. 32000465, 2H999999				7.1123 T22
All engines	+cruise control, ch. 26000001 ->, ch. 32000466 ->, ch. 35000001 ->, ch. 38000001 ->, ch. 3B000001 ->, ch. 3H000001 ->				7.1207 T22





				ENGINE
1.8 16V	Petrol	92	09/00-08/05	Z 18 XE

Engine	Information	S10	T10	T20 - T23	T22 - T25
All engines	spanner size 24, switch press. 0.3/0.55 bar, thread M14x1.5	7.0069			
All engines	spanner size 19, thread M12x1.5		7.6073		
All engines				7.1156 T20	
All engines	+cruise control, -> ch. 32000465, 2H999999				7.1123 T22
All engines	+cruise control, ch. 26000001 ->, ch. 32000466 ->, ch. 35000001 ->, ch. 38000001 ->, ch. 3B000001 ->, ch. 3H000001 ->				7.1207 T22

				ENGINE
1.8 Dualfuel	Petrol/ Petro- leum Gas (LPG)	92	09/00-08/05	Z 18 XE

Engine	Information	S10	T10	T20 - T23	T22 - T25
All engines	spanner size 24, switch press. 0.3/0.55 bar, thread M14x1.5	7.0069			
All engines				7.1156 T20	

S10 OIL PRESSURE WARNING LIGHT SWITCH	T10 REVERSING LIGHT SWITCH	T20 BRAKE LIGHT SWITCH
T22 SWITCH CLUTCH CONTROL (CRUISE CONTROL)	T23 SWITCH BRAKE ACTUATION (ENGINE TIMING)	T25 SWITCH CLUTCH CONTROL (ENGINE CONTROL)

Vehicle	alim.	kW	Date	Engine	 S10	 T10	 T20 - T23	 T22 - T25
---------	-------	----	------	--------	---	---	--	---

				ENGINE
2.0	Petrol	147	06/02-06/05	Z 20 LET

Engine	Information	S10	T10	T20 - T23	T22 - T25
All engines	spanner size 24, switch press. 0.3/0.55 bar, thread M14x1.5	7.0069			
All engines	spanner size 19, thread M12x1.5		7.6073		
All engines				7.1156 T20	
All engines	+cruise control, ->ch. 32000465, 2H999999				7.1123 T22
All engines	+cruise control, ch. 32000466 ->, ch. 35000001 ->, ch. 36000001 ->, ch. 38000001 ->, ch. 38000001 ->, ch. 38000001 ->, ch. 38000001 ->, ch. 3H000001 ->				7.1207 T22

				ENGINE
2.0 DI 16V	Diesel	60	10/99-08/05	X 20 DTL

Engine	Information	S10	T10	T20 - T23	T22 - T25
All engines	thread M14x1.5	7.0069			
All engines	spanner size 19, thread M12x1.5		7.6073		
All engines				7.1156 T20	
All engines	+cruise control, ->ch. 32000465, 2H999999				7.1123 T22
All engines	+cruise control, ch. 32000466 ->, ch. 35000001 ->, ch. 36000001 ->, ch. 38000001 ->, ch. 38000001 ->, ch. 38000001 ->, ch. 38000001 ->, ch. 3H000001 ->				7.1207 T22

				ENGINE
2.0 DTI 16V	Diesel	74	04/99-08/05	Y 20 DTH

Engine	Information	S10	T10	T20 - T23	T22 - T25
All engines	thread M14x1.5	7.0069			
All engines	spanner size 19, thread M12x1.5		7.6073		
All engines				7.1156 T20	
All engines	+cruise control, ->ch. 32000465, 2H999999				7.1123 T22
All engines	+cruise control, ch. 32000466 ->, ch. 35000001 ->, ch. 36000001 ->, ch. 38000001 ->, ch. 38000001 ->, ch. 38000001 ->, ch. 38000001 ->, ch. 3H000001 ->				7.1207 T22

				ENGINE
2.0 GSI Turbo	Petrol	141	09/01-06/05	Z 20 LET

Engine	Information	S10	T10	T20 - T23	T22 - T25
All engines	spanner size 24, switch press. 0.3/0.55 bar, thread M14x1.5	7.0069			
All engines	spanner size 19, thread M12x1.5		7.6073		
All engines				7.1156 T20	
All engines	+cruise control, ->ch. 32000465, 2H999999				7.1123 T22
All engines	+cruise control, ch. 32000466 ->, ch. 35000001 ->, ch. 36000001 ->, ch. 38000001 ->, ch. 38000001 ->, ch. 38000001 ->, ch. 38000001 ->, ch. 3H000001 ->				7.1207 T22

				ENGINE
2.2 16V	Petrol	108	11/98-08/04	Z 22 SE

Engine	Information	S10	T10	T20 - T23	T22 - T25
All engines	spanner size 19, thread M12x1.5		7.6073		
All engines				7.1156 T20	
All engines	+cruise control, ->ch. 32000465, 2H999999				7.1123 T22
All engines	+cruise control, ch. 32000466 ->, ch. 35000001 ->, ch. 36000001 ->, ch. 38000001 ->, ch. 38000001 ->, ch. 38000001 ->, ch. 38000001 ->, ch. 3H000001 ->				7.1207 T22

				ENGINE
2.2 D	Diesel	92	06/01-06/05	Y 22 DTR

Engine	Information	S10	T10	T20 - T23	T22 - T25
All engines		7.0069	7.6073	7.1156 T20	
All engines	+cruise control, ->ch. 32000465, 2H999999				7.1123 T22
All engines	+cruise control, ch. 32000466 ->, ch. 35000001 ->, ch. 36000001 ->, ch. 38000001 ->, ch. 38000001 ->, ch. 38000001 ->, ch. 38000001 ->, ch. 3H000001 ->				7.1207 T22




ZAFIRA B

				ENGINE
1.6	Petrol	77	07/05-11/14	Z 16 XE1, Z 16 XEP

Engine	Information	S10	T10	T20 - T23	T22 - T25
All engines	COL:blue, spanner size 24, switch press. 0.3/0.55 bar, thread M10x1.0	7.0141			
All engines	COL:beige, t.tnr. M32		7.6323		
All engines				7.1208 T20	7.1207 T25

S10	OIL PRESSURE WARNING LIGHT SWITCH	T10	REVERSING LIGHT SWITCH	T20	BRAKE LIGHT SWITCH
T22	SWITCH CLUTCH CONTROL (CRUISE CONTROL)	T23	SWITCH BRAKE ACTUATION (ENGINE TIMING)	T25	SWITCH CLUTCH CONTROL (ENGINE CONTROL)

FUNCTIONS ON THE VEHICLE

Vehicle	alim.	kW	Date	Engine	 S10	 T10	 T20 - T23	 T22 - T25
---------	-------	----	------	--------	---	---	--	---

ENGINE				
1.6	Petrol	85	12/07-11/14	A 16 XER, Z 16 XER

Engine	Information	S10	T10	T20 - T23	T22 - T25
All engines	COL:blue, spanner size 24, switch press. 0.3/0.55 bar, thread M10x1.0	7.0141			
All engines	COL:beige, t.nnr. M32		7.6323		
All engines				7.1208 T20	7.1207 T25

ENGINE				
1.6 CNG	Petrol/ Natural Gas (CNG)	69	07/05-11/14	Z 16 YNG

Engine	Information	S10	T10	T20 - T23	T22 - T25
All engines		7.0069		7.1208 T20	
All engines	man 6 speed		7.6249		
All engines	man 5 speed		7.6323		
All engines	see connection type				7.1123, 7.1207 T22

ENGINE				
1.6 CNG Turbo	Petrol/ Natural Gas (CNG)	110	02/09-11/14	A 16 XNT, Z 16 XNT

Engine	Information	S10	T10	T20 - T23	T22 - T25
All engines		7.0183		7.1208 T20	
All engines	man 6 speed		7.6249		
All engines	man 5 speed		7.6323		
Eng. A 16 XNT	see connection type				7.1123 T22
All engines	see connection type				7.1207 T22

ENGINE				
1.7 CDTI	Diesel	81	04/09-11/14	A 17 DTJ, Z 17 DTJ

Engine	Information	S10	T10	T20 - T23	T22 - T25
All engines		7.0170		7.1208 T20	7.1207 T25
All engines	COL:beige, t.nnr. M32		7.6323		

ENGINE				
1.8	Petrol	103	04/05-11/14	A 18 XER, Z 18 XER

Engine	Information	S10	T10	T20 - T23	T22 - T25
All engines	COL:blue, spanner size 24, switch press. 0.3/0.55 bar, thread M10x1.0	7.0141			
All engines	COL:beige		7.6323		
All engines				7.1208 T20	7.1207 T25

ENGINE				
1.8	Petrol	88	04/13-11/14	A 18 XEL

Engine	Information	S10	T10	T20 - T23	T22 - T25
All engines	COL:blue, spanner size 24, switch press. 0.3/0.55 bar, thread M10x1.0	7.0141			
All engines	COL:beige		7.6323		

ENGINE				
1.9 CDTI	Diesel	110	07/05-11/14	Z 19 DTH

Engine	Information	S10	T10	T20 - T23	T22 - T25
All engines	Conn. nr. 1	7.0096			
All engines	no specific info conc. application available		7.6249		
All engines	COL:beige, no specific info conc. application available, t.nnr. M32		7.6323		
All engines				7.1208 T20	7.1207 T22, T25

ENGINE				
1.9 CDTI	Diesel	74	07/05-11/14	Z 19 DTL

Engine	Information	S10	T10	T20 - T23	T22 - T25
All engines		7.0096		7.1208 T20	7.1207 T22
All engines	man 6 speed		7.6249		
All engines	man 5 speed		7.6323		

ENGINE				
1.9 CDTI	Diesel	88	07/05-11/14	Z 19 DT

Engine	Information	S10	T10	T20 - T23	T22 - T25
All engines	Conn. nr. 1	7.0096			
All engines	COL:beige		7.6323		
All engines				7.1208 T20	7.1207 T22

S10	OIL PRESSURE WARNING LIGHT SWITCH	T10	REVERSING LIGHT SWITCH	T20	BRAKE LIGHT SWITCH
T22	SWITCH CLUTCH CONTROL (CRUISE CONTROL)	T23	SWITCH BRAKE ACTUATION (ENGINE TIMING)	T25	SWITCH CLUTCH CONTROL (ENGINE CONTROL)

Vehicle	alim.	kW	Date	Engine	 S10	 T10	 T20 - T23	 T22 - T25
---------	-------	----	------	--------	---	---	--	---

ENGINE				
2.0	Petrol	147	07/05-11/14	Z 20 LER

Engine	Information	S10	T10	T20 - T23	T22 - T25
All engines	spanner size 24, switch press. 0.3/0.55 bar, thread M14x1.5	7.0069			
All engines	COL:beige, t.tnr. M32		7.6323		
All engines				7.1208 T20	7.1207 T25

ENGINE				
2.0	Petrol	176	01/06-11/14	Z 20 LEH

Engine	Information	S10	T10	T20 - T23	T22 - T25
All engines	spanner size 24, switch press. 0.3/0.55 bar, thread M14x1.5	7.0069			
All engines	COL:beige, t.tnr. M32		7.6323		
All engines				7.1208 T20	7.1207 T25

ENGINE				
2.2	Petrol	110	07/05-11/14	Z 22 YH

Engine	Information	S10	T10	T20 - T23	T22 - T25
All engines	COL:beige, t.tnr. M32		7.6323		
All engines				7.1208 T20	7.1207 T25

ZAFIRA C

ENGINE				
1.4	Petrol	103	10/11->	A 14 NET, B 14 NET

Engine	Information	S10	T10	T20 - T23	T22 - T25
All engines	thread M10x1.0	7.0183			
All engines	COL:beige, t.tnr. F40/M32		7.6323		

ENGINE				
1.4	Petrol	88	10/11->	A 14 NEL

Engine	Information	S10	T10	T20 - T23	T22 - T25
All engines	thread M10x1.0	7.0183			
All engines	COL:beige		7.6323		

ENGINE				
1.4 LPG	Petrol/ Petroleum Gas (LPG)	103	10/11->	A 14 NET

Engine	Information	S10	T10	T20 - T23	T22 - T25
All engines		7.0183			
All engines	see connection type		7.6323		

ENGINE				
1.6 CDTi	Diesel	100	03/13->	B 16 DTH

Engine	Information	S10	T10	T20 - T23	T22 - T25
All engines	COL:beige		7.6323		

ENGINE				
1.6 CDTi	Diesel	99	10/16->	B 16 DTH

Engine	Information	S10	T10	T20 - T23	T22 - T25
All engines	COL:beige, t.tnr. M32/F40		7.6323		

ENGINE				
1.6 CNG	Petrol/ Natural Gas (CNG)	110	10/11->	A 16 XNT

Engine	Information	S10	T10	T20 - T23	T22 - T25
All engines	COL:blue, spanner size 24, switch press. 0.3/0.55 bar, thread M10x1.0	7.0141			
All engines	COL:beige		7.6323		





ENGINE				
1.6 SIDI	Petrol	147	07/13->	A 16 SHT

Engine	Information	S10	T10	T20 - T23	T22 - T25
All engines	COL:beige, see connection type		7.6323		

ENGINE				
1.6 Turbo	Petrol	125	12/12->	A 16 XHT

Engine	Information	S10	T10	T20 - T23	T22 - T25
All engines	see connection type		7.6323		

S10	OIL PRESSURE WARNING LIGHT SWITCH	T10	REVERSING LIGHT SWITCH	T20	BRAKE LIGHT SWITCH
T22	SWITCH CLUTCH CONTROL (CRUISE CONTROL)	T23	SWITCH BRAKE ACTUATION (ENGINE TIMING)	T25	SWITCH CLUTCH CONTROL (ENGINE CONTROL)

Vehicle	alim.	kW	Date	Engine	FUNCTIONS ON THE VEHICLE			
					 S10	 T10	 T20 - T23	 T22 - T25

ENGINE									
1.8	Petrol	103	10/11->	A 18 XER					
Engine	Information			S10	T10	T20 - T23	T22 - T25		
All engines	COL:blue, spanner size 24, switch press. 0.3/0.55 bar, thread M10x1.0			7.0141					
ENGINE									
1.8	Petrol	85	10/11->	A 18 XEL					
Engine	Information			S10	T10	T20 - T23	T22 - T25		
All engines	COL:blue, spanner size 24, switch press. 0.3/0.55 bar, thread M10x1.0			7.0141					
ENGINE									
1.8	Petrol	88	10/11->	A 18 XEL					
Engine	Information			S10	T10	T20 - T23	T22 - T25		
All engines				7.0141					
All engines	see connection type				7.6323				
ENGINE									
2.0 BiTurbo CDTi	Diesel	143	01/13->	A 20 DTR					
Engine	Information			S10	T10	T20 - T23	T22 - T25		
All engines	COL:beige, t.tnr. M32/F40				7.6323				
ENGINE									
2.0 CDTi	Diesel	118	10/11->	A 20 DTH					
Engine	Information			S10	T10	T20 - T23	T22 - T25		
All engines	-start-stop function			7.0096					
All engines	see connection type				7.6323				
ENGINE									
2.0 CDTi	Diesel	121	10/11->	A 20 DTH					
Engine	Information			S10	T10	T20 - T23	T22 - T25		
All engines	-start-stop function			7.0096					
All engines	COL:beige, t.tnr. F40/M32				7.6323				
ENGINE									
2.0 CDTi	Diesel	125	01/15->	B 20 DTH					
Engine	Information			S10	T10	T20 - T23	T22 - T25		
All engines	COL:beige, t.tnr. M32/F40				7.6323				
ENGINE									
2.0 CDTi	Diesel	81	10/11->	A 20 DTL					
Engine	Information			S10	T10	T20 - T23	T22 - T25		
All engines	ch. E2000001, F1000001 ->			7.0096					
All engines	COL:beige, see connection type, t.tnr. F40/M32				7.6323				
ENGINE									
2.0 CDTi	Diesel	96	10/11->	A 20 DT, Y 20 DTJ, Z 20 DTJ					
Engine	Information			S10	T10	T20 - T23	T22 - T25		
All engines	ch. E2000001 ->, ch. F1000001 ->, Conn. nr. 1, -start-stop function			7.0096					
All engines	COL:beige, t.tnr. F40/M32				7.6323				

S10	OIL PRESSURE WARNING LIGHT SWITCH	T10	REVERSING LIGHT SWITCH	T20	BRAKE LIGHT SWITCH
T22	SWITCH CLUTCH CONTROL (CRUISE CONTROL)	T23	SWITCH BRAKE ACTUATION (ENGINE TIMING)	T25	SWITCH CLUTCH CONTROL (ENGINE CONTROL)

FUNCTIONS ON THE VEHICLE

Vehicle	alim.	kW	Date	Engine	 S10	 T10	 T20 - T23	 T22 - T25
---------	-------	----	------	--------	---	---	--	---

AMAROK

2.0 BiTDI	Diesel	120	09/10->	ENGINE CDCA
-----------	--------	-----	---------	----------------

Engine	Information	S10	T10	T20 - T23	T22 - T25
All engines	COL:green, Conn. nr. 1, spanner size 24, switch press. 0.3-0.6 bar, thread M10x1	7.0174			
All engines	COL:black, Conn. nr. 2, thread M12x1.5, without adapter		7.6215		
All engines	COL:black, Conn. nr. 4			7.1232 T20	
All engines	01/05/11 ->, COL:blue, Conn. nr. 4				7.1220 T22
All engines	-> 01/04/11				7.1222 T22

2.0 BiTDI	Diesel	132	11/11->	ENGINE CNEA, CSHA
-----------	--------	-----	---------	----------------------

Engine	Information	S10	T10	T20 - T23	T22 - T25
All engines	COL:green, Conn. nr. 1, spanner size 24, switch press. 0.3-0.6 bar, thread M10x1	7.0174			
All engines	COL:black, Conn. nr. 2, thread M12x1.5, without adapter		7.6215		
All engines	COL:black, Conn. nr. 4			7.1232 T20	
All engines	COL:blue, Conn. nr. 4				7.1220 T22

2.0 BiTDI 4motion	Diesel	120	09/10->	ENGINE CDCA
-------------------	--------	-----	---------	----------------

Engine	Information	S10	T10	T20 - T23	T22 - T25
All engines	COL:green, Conn. nr. 1, spanner size 24, switch press. 0.3-0.6 bar, thread M10x1	7.0174			
All engines			7.6215	7.1232 T20	
All engines	02/05/11 ->				7.1220 T22
All engines	-> 02/05/11				7.1222 T22

2.0 BiTDI 4motion	Diesel	132	11/11->	ENGINE CNEA, CSHA
-------------------	--------	-----	---------	----------------------

Engine	Information	S10	T10	T20 - T23	T22 - T25
All engines	COL:green, Conn. nr. 1, spanner size 24, switch press. 0.3-0.6 bar, thread M10x1	7.0174			
All engines	COL:black, Conn. nr. 2, thread M12x1.5, without adapter		7.6215		
All engines	COL:black, Conn. nr. 4			7.1232 T20	
All engines	02/05/11 ->				7.1220 T22
Eng. CNEA	-> 02/05/11				7.1222 T22

2.0 TDI	Diesel	103	09/11->	ENGINE CNFB
---------	--------	-----	---------	----------------

Engine	Information	S10	T10	T20 - T23	T22 - T25
All engines	COL:green, Conn. nr. 1, spanner size 24, switch press. 0.3-0.6 bar, thread M10x1	7.0174			
All engines	COL:black, Conn. nr. 2, thread M12x1.5, without adapter		7.6215		
All engines	COL:black, Conn. nr. 4			7.1232 T20	
All engines	COL:blue, Conn. nr. 4				7.1220 T22, T25

2.0 TDI	Diesel	132	09/11->	ENGINE CNEA, CSHA
---------	--------	-----	---------	----------------------

Engine	Information	S10	T10	T20 - T23	T22 - T25
All engines	COL:green, Conn. nr. 1, spanner size 24, switch press. 0.3-0.6 bar, thread M10x1	7.0174			
All engines	COL:black, Conn. nr. 2, t.tnr. PCY/NNW/NCE, thread M12x1.5, without adapter		7.6215		
All engines	COL:black, Conn. nr. 4			7.1232 T20	
All engines	+brake energy recovery, +start-stop function, COL:green, PR. 7L6				7.1143 T22
All engines	COL:blue, Conn. nr. 4				7.1220 T22

2.0 TDI	Diesel	90	09/10->	ENGINE CDBA, CNFA
---------	--------	----	---------	----------------------

Engine	Information	S10	T10	T20 - T23	T22 - T25
All engines	COL:green, Conn. nr. 1, spanner size 24, switch press. 0.3-0.6 bar, thread M10x1	7.0174			
All engines	COL:black, Conn. nr. 2, thread M12x1.5, without adapter		7.6215		
All engines	COL:black, Conn. nr. 4			7.1232 T20	
All engines	01/06/11 ->, COL:blue, Conn. nr. 4				7.1220 T22
All engines	-> 01/05/11				7.1222 T22

2.0 TDI 4motion	Diesel	103	09/11->	ENGINE CNFB
-----------------	--------	-----	---------	----------------

Engine	Information	S10	T10	T20 - T23	T22 - T25
All engines	COL:green, Conn. nr. 1, spanner size 24, switch press. 0.3-0.6 bar, thread M10x1	7.0174			

S10 OIL PRESSURE WARNING LIGHT SWITCH	T10 REVERSING LIGHT SWITCH	T20 BRAKE LIGHT SWITCH
T22 SWITCH CLUTCH CONTROL (CRUISE CONTROL)	T23 SWITCH BRAKE ACTUATION (ENGINE TIMING)	T25 SWITCH CLUTCH CONTROL (ENGINE CONTROL)

FUNCTIONS ON THE VEHICLE

Vehicle	alim.	kW	Date	Engine	 S10	 T10	 T20 - T23	 T22 - T25
---------	-------	----	------	--------	---	---	--	---

				ENGINE
2.0 TDI 4motion	Diesel	103	09/11->	CNFB

Engine	Information	S10	T10	T20 - T23	T22 - T25
All engines	COL:black, Conn. nr. 2, thread M12x1.5, without adapter		7.6215		
All engines	COL:black, Conn. nr. 4			7.1232 T20	
All engines	COL:blue, Conn. nr. 4				7.1220 T22, T25

				ENGINE
2.0 TDI 4motion	Diesel	90	09/10->	CDBA, CNFA

Engine	Information	S10	T10	T20 - T23	T22 - T25
All engines	COL:green, Conn. nr. 1, spanner size 24, switch press. 0.3-0.6 bar, thread M10x1	7.0174			
All engines	COL:black, Conn. nr. 2, thread M12x1.5, without adapter		7.6215		
All engines	COL:black, Conn. nr. 4			7.1232 T20	
All engines	01/06/11 ->, COL:blue, Conn. nr. 4				7.1220 T22
All engines	-> 01/05/11				7.1222 T22

				ENGINE
2.0 TDi/TDi Blue-Motion	Diesel	90	05/12-10/13	CDBA, CNFA

Engine	Information	S10	T10	T20 - T23	T22 - T25
All engines	COL:green, Conn. nr. 1, spanner size 24, switch press. 0.3-0.6 bar, thread M10x1	7.0174			
All engines	COL:black, Conn. nr. 2, t.tnr. PCX/NNV/NCD, t.tnr. PCY/NCE/NNW, thread M12x1.5, without adapter		7.6215		
All engines	COL:black, Conn. nr. 4			7.1232 T20	
All engines	COL:blue, Conn. nr. 4				7.1220 T22

				ENGINE
2.0 TDi/TDi BlueMotion [ExtraEU]	Diesel	132	05/12->	CNEA, CSHA

Engine	Information	S10	T10	T20 - T23	T22 - T25
All engines	COL:green, Conn. nr. 1, spanner size 24, switch press. 0.3-0.6 bar, thread M10x1	7.0174			
All engines	COL:black, Conn. nr. 2, t.tnr. PCC/NCD/NNW, thread M12x1.5, without adapter		7.6215		
All engines	COL:black, Conn. nr. 4			7.1232 T20	
All engines	COL:blue, Conn. nr. 4				7.1220 T22

				ENGINE
2.0 TSI	Petrol	118	12/10->	CFPA

Engine	Information	S10	T10	T20 - T23	T22 - T25
All engines	COL:black, Conn. nr. 1, switch press. 1.2-1.6 bar, thread M10x1.0	7.0135			
All engines	COL:black, Conn. nr. 2, thread M12x1.5, without adapter		7.6215		
All engines	COL:black, Conn. nr. 4			7.1232 T20	
All engines	02/05/11 ->				7.1220 T22
All engines	-> 02/05/11				7.1222 T22

				ENGINE
3.0 TDI	Diesel	120	06/16->	DDXA

Engine	Information	S10	T10	T20 - T23	T22 - T25
All engines	COL:black, Conn. nr. 2, thread M12x1.5, without adapter		7.6215		
All engines	COL:black, Conn. nr. 4			7.1232 T20	
All engines	+brake energy recovery, +start-stop function, COL:green, PR. 7L6				7.1143 T22
All engines	+brake energy recovery, +start-stop function, -brake energy recovery, COL:blue, Conn. nr. 4, PR. 7L3, PR. 7L6, -start-stop function				7.1220 T22

				ENGINE
3.0 TDI 4motion	Diesel	120	06/16->	DDXA

Engine	Information	S10	T10	T20 - T23	T22 - T25
All engines	COL:black, Conn. nr. 2, thread M12x1.5, without adapter		7.6215		
All engines	COL:black, Conn. nr. 4			7.1232 T20	
All engines	+brake energy recovery, +start-stop function, COL:green, PR. 7L6				7.1143 T22
All engines	+brake energy recovery, +start-stop function, -brake energy recovery, COL:blue, Conn. nr. 4, PR. 7L3, PR. 7L6, -start-stop function				7.1220 T22

				ENGINE
3.0 TDI 4motion	Diesel	150	06/16->	DDXB

Engine	Information	S10	T10	T20 - T23	T22 - T25
All engines	COL:black, Conn. nr. 4			7.1232 T20	
All engines	+brake energy recovery, +start-stop function, COL:green, PR. 7L6				7.1143 T22

S10 OIL PRESSURE WARNING LIGHT SWITCH	T10 REVERSING LIGHT SWITCH	T20 BRAKE LIGHT SWITCH
T22 SWITCH CLUTCH CONTROL (CRUISE CONTROL)	T23 SWITCH BRAKE ACTUATION (ENGINE TIMING)	T25 SWITCH CLUTCH CONTROL (ENGINE CONTROL)

FUNCTIONS ON THE VEHICLE

Vehicle	alim.	kW	Date	Engine				
					S10	T10	T20 - T23	T22 - T25

ENGINE				
3.0 TDI 4motion	Diesel	150	06/16->	DDXB

Engine	Information	S10	T10	T20 - T23	T22 - T25
All engines	+brake energy recovery, +start-stop function, -brake energy recovery, COL:blue, Conn. nr. 4, PR. 7L3, PR. 7L6, -start-stop function				7.1220 T22

ENGINE				
3.0 TDI 4motion	Diesel	165	06/16->	DDXC

Engine	Information	S10	T10	T20 - T23	T22 - T25
All engines	COL:black, Conn. nr. 4			7.1232 T20	

ENGINE				
3.0 TDi BlueMotion	Diesel	150	06/16->	DDXB

Engine	Information	S10	T10	T20 - T23	T22 - T25
All engines	COL:black, Conn. nr. 4			7.1232 T20	

ARTEON

ENGINE				
1.5 Tsi	Petrol	110	11/17->	DADA

Engine	Information	S10	T10	T20 - T23	T22 - T25
All engines	COL:black, Conn. nr. 2, thread M12x1.5, without adapter		7.6215		
All engines	COL:brown, Conn. nr. 2, without adapter		7.6266		
All engines	COL:black, Conn. nr. 4			7.1232 T20	

ENGINE				
2.0 TDI	Diesel	110	04/17->	DFGA

Engine	Information	S10	T10	T20 - T23	T22 - T25
All engines	COL:black, Conn. nr. 2, thread M12x1.5, without adapter		7.6215		
All engines	COL:brown, Conn. nr. 2, without adapter		7.6266		
All engines	COL:black, Conn. nr. 4			7.1232 T20	

ENGINE				
2.0 TDI	Diesel	140	05/17->	DFHA

Engine	Information	S10	T10	T20 - T23	T22 - T25
All engines	COL:brown, Conn. nr. 2, without adapter		7.6266		
All engines	COL:black, Conn. nr. 4			7.1232 T20	

ENGINE				
2.0 TDI 4motion	Diesel	140	05/17->	DFHA

Engine	Information	S10	T10	T20 - T23	T22 - T25
All engines	COL:black, Conn. nr. 4			7.1232 T20	

ENGINE				
2.0 TDI 4motion	Diesel	176	04/17->	CUAA

Engine	Information	S10	T10	T20 - T23	T22 - T25
All engines	COL:black, Conn. nr. 4			7.1232 T20	

ENGINE				
2.0 TSI	Petrol	140	05/17->	CZPB

Engine	Information	S10	T10	T20 - T23	T22 - T25
All engines	COL:brown, Conn. nr. 1, spanner size 24, switch press. 0.55-0.85 bar, thread M10x1.0	7.0132			
All engines	COL:blue, Conn. nr. 1, switch press. 2.15-2.95 bar, thread M10x1	7.0192			
All engines	COL:black, Conn. nr. 4			7.1232 T20	

ENGINE				
2.0 TSI 4motion	Petrol	206	04/17->	DJHC





Engine	Information	S10	T10	T20 - T23	T22 - T25
All engines	COL:brown, Conn. nr. 1, spanner size 24, switch press. 0.55-0.85 bar, thread M10x1.0	7.0132			
All engines	COL:blue, Conn. nr. 1, switch press. 2.15-2.95 bar, thread M10x1	7.0192			
All engines	COL:black, Conn. nr. 4			7.1232 T20	

BEETLE

ENGINE				
1.2 TSI	Petrol	77	07/11->	CBZB

Engine	Information	S10	T10	T20 - T23	T22 - T25
All engines	COL:green, Conn. nr. 1, spanner size 24, switch press. 0.3-0.6 bar, thread M10x1	7.0174			
All engines	COL:green, Conn. nr. 1, switch press. 0.3-0.6 bar, thread M10x1	7.0196			
All engines	COL:brown, Conn. nr. 2, without adapter		7.6266		
All engines	COL:black, Conn. nr. 4			7.1232 T20	

S10 OIL PRESSURE WARNING LIGHT SWITCH	T10 REVERSING LIGHT SWITCH	T20 BRAKE LIGHT SWITCH
T22 SWITCH CLUTCH CONTROL (CRUISE CONTROL)	T23 SWITCH BRAKE ACTUATION (ENGINE TIMING)	T25 SWITCH CLUTCH CONTROL (ENGINE CONTROL)

				FUNCTIONS ON THE VEHICLE				
Vehicle	alim.	kW	Date	Engine	 S10	 T10	 T20 - T23	 T22 - T25

BEETLE

				ENGINE
1.2 TSI	Petrol	77	07/11->	CBZB

Engine	Information	S10	T10	T20 - T23	T22 - T25
All engines	Conn. nr. 5, LHD, PR. VF0, PR. VF1, RHD				7.1309 T22, T25

				ENGINE
1.2 TSI 16V	Petrol	77	12/14->	CYVD

Engine	Information	S10	T10	T20 - T23	T22 - T25
All engines	COL:green, Conn. nr. 1, spanner size 24, switch press. 0.3-0.6 bar, thread M10x1	7.0174			
All engines	COL:black, Conn. nr. 4			7.1232 T20	
All engines	Conn. nr. 5, LHD, PR. VF0, PR. VF1, RHD				7.1309 T22

				ENGINE
1.4 TSI	Petrol	110	12/14->	CZDA

Engine	Information	S10	T10	T20 - T23	T22 - T25
All engines	COL:green, Conn. nr. 1, spanner size 24, switch press. 0.3-0.6 bar, thread M10x1	7.0174			
All engines	COL:blue, Conn. nr. 2, switch press. 2.15-2.95 bar, thread M10x1.0	7.0192			
All engines	COL:black, Conn. nr. 2, thread M12x1.5, without adapter		7.6215		
All engines	COL:black, Conn. nr. 4			7.1232 T20	
All engines	Conn. nr. 5, LHD, PR. VF0, PR. VF1, RHD				7.1309 T22

				ENGINE
1.4 TSI	Petrol	118	10/11->	CAVD, CNWA, CTHD, CTKA

Engine	Information	S10	T10	T20 - T23	T22 - T25
All engines	COL:green, Conn. nr. 1, switch press. 0.3-0.6 bar, thread M10x1	7.0196			
All engines	COL:black, Conn. nr. 2, thread M12x1.5, without adapter		7.6215		
All engines	COL:black, Conn. nr. 4			7.1232 T20	
All engines	Conn. nr. 5, LHD, PR. VF0, PR. VF1, RHD				7.1309 T22

				ENGINE
1.6 TDI	Diesel	77	10/11->	CAVC

Engine	Information	S10	T10	T20 - T23	T22 - T25
All engines	COL:green, Conn. nr. 1, spanner size 24, switch press. 0.3-0.6 bar, thread M10x1	7.0174			
All engines	COL:black, Conn. nr. 2, thread M12x1.5, without adapter		7.6215		
All engines	COL:black, Conn. nr. 4			7.1232 T20	
All engines	Conn. nr. 5, LHD, PR. VF0, PR. VF1, RHD				7.1309 T22

				ENGINE
1.8 TSI	Petrol	125	12/13->	CPKA, CPRA

Engine	Information	S10	T10	T20 - T23	T22 - T25
All engines	COL:brown	7.0132			
All engines	COL:blue	7.0212			
All engines			7.6215	7.1232 T20	7.1309 T22

				ENGINE
2.0 TDI	Diesel	103	04/11->	CFFB, CJAA

Engine	Information	S10	T10	T20 - T23	T22 - T25
Eng. CJAA	COL:brown, Conn. nr. 1, spanner size 24, switch press. 0.55-0.85 bar, thread M10x1.0	7.0132			
Eng. CFFB		7.0139			
Eng. CFFB	COL:green, Conn. nr. 1, spanner size 24, switch press. 0.3-0.6 bar, thread M10x1	7.0174			
All engines	COL:brown, Conn. nr. 2, t.tnr. NGB, without adapter		7.6266		
All engines	COL:black, Conn. nr. 4			7.1232 T20	
All engines	Conn. nr. 5, LHD, PR. VF0, PR. VF1, RHD				7.1309 T22

				ENGINE
2.0 TDI	Diesel	110	07/14->	CUUB, CVCA, DELA

Engine	Information	S10	T10	T20 - T23	T22 - T25
All engines	COL:black, Conn. nr. 2, thread M12x1.5, without adapter		7.6215		
All engines	COL:brown, Conn. nr. 2, without adapter		7.6266		
All engines	COL:black, Conn. nr. 4			7.1232 T20	
All engines	Conn. nr. 5, LHD, PR. VF0, PR. VF1, RHD				7.1309 T22

				ENGINE
2.0 TDI	Diesel	81	06/14->	CUUA

Engine	Information	S10	T10	T20 - T23	T22 - T25
All engines	COL:black, Conn. nr. 2, thread M12x1.5, without adapter		7.6215		

S10 OIL PRESSURE WARNING LIGHT SWITCH	T10 REVERSING LIGHT SWITCH	T20 BRAKE LIGHT SWITCH
T22 SWITCH CLUTCH CONTROL (CRUISE CONTROL)	T23 SWITCH BRAKE ACTUATION (ENGINE TIMING)	T25 SWITCH CLUTCH CONTROL (ENGINE CONTROL)

FUNCTIONS ON THE VEHICLE

Vehicle	alim.	kW	Date	Engine	 S10	 T10	 T20 - T23	 T22 - T25
---------	-------	----	------	--------	---	---	--	---

ENGINE				
2.0 TDI	Diesel	81	06/14->	CUUA

Engine	Information	S10	T10	T20 - T23	T22 - T25
All engines	COL:black, Conn. nr. 4			7.1232 T20	
All engines	Conn. nr. 5, LHD, PR. VF0, PR. VF1, RHD				7.1309 T22

ENGINE				
2.0 TSI	Petrol	147	04/11->	CBFA, CCTA, CCZA

Engine	Information	S10	T10	T20 - T23	T22 - T25
Eng. CCZA	COL:brown, Conn. nr. 1, spanner size 24, switch press. 0.55-0.85 bar, thread M10x1.0	7.0132			
Eng. CBFA, CCTA	COL:black, Conn. nr. 1, switch press. 1.2-1.6 bar, thread M10x1.0	7.0135			
Eng. CCZA	COL:blue, Conn. nr. 2, switch press. 2.15-2.95 bar, thread M10x1.0	7.0192			
All engines	COL:brown, Conn. nr. 2, t.tnr. KZS/MWS, without adapter		7.6266		
All engines	COL:black, Conn. nr. 4			7.1232 T20	
All engines	Conn. nr. 5, LHD, PR. VF0, PR. VF1, RHD				7.1309 T22

ENGINE				
2.0 TSI	Petrol	155	12/12->	CPLA, CPPA

Engine	Information	S10	T10	T20 - T23	T22 - T25
All engines	COL:brown, Conn. nr. 1, spanner size 24, switch press. 0.55-0.85 bar, thread M10x1.0	7.0132			
All engines	COL:blue, Conn. nr. 1, switch press. 2.7-3.4 bar	7.0212			
All engines	COL:brown, Conn. nr. 2, without adapter		7.6266		
All engines	COL:black, Conn. nr. 4			7.1232 T20	
All engines	Conn. nr. 5, LHD, PR. VF0, PR. VF1, RHD				7.1309 T22

ENGINE				
2.0 TSI	Petrol	162	12/14->	CULC

Engine	Information	S10	T10	T20 - T23	T22 - T25
All engines	COL:brown, Conn. nr. 1, spanner size 24, switch press. 0.55-0.85 bar, thread M10x1.0	7.0132			
All engines	COL:blue, Conn. nr. 1, switch press. 2.15-2.95 bar, thread M10x1	7.0192			
All engines	COL:brown, Conn. nr. 2, without adapter		7.6266		
All engines	COL:black, Conn. nr. 4			7.1232 T20	
All engines	Conn. nr. 5, LHD, PR. OEM, PR. OEM, PR. VF0/VF1, PR. VF1/OEJ, RHD				7.1309 T22

ENGINE				
2.5	Petrol	125	04/11->	CBTA, CBUA, CCCA

Engine	Information	S10	T10	T20 - T23	T22 - T25
All engines	COL:brown, Conn. nr. 1, spanner size 24, switch press. 0.55-0.85 bar, thread M10x1.0	7.0132			
All engines	COL:black, Conn. nr. 2, switch press. 1.2-1.6 bar, thread M10x1.0	7.0168			
All engines	COL:blue, Conn. nr. 2, switch press. 2.15-2.95 bar, thread M10x1.0	7.0192			
All engines	COL:black, Conn. nr. 2, thread M12x1.5, without adapter		7.6215		
All engines	COL:black, Conn. nr. 4			7.1232 T20	
All engines	Conn. nr. 5, PR. VF0, PR. VF1				7.1309 T22

BORA

ENGINE				
1.4 16V	Petrol	55	03/00-05/05	AHW, AKQ, APE, AXP, BCA

Engine	Information	S10	T10	T20 - T23	T22 - T25
All engines	COL:green, Conn. nr. 1, spanner size 24, switch press. 0.3-0.6 bar, thread M10x1	7.0174			
All engines	with adapter		7.6193		
All engines	COL:black, Conn. nr. 2, t.nr. DUS/DUU/DUW/ERT/EGU, t.nr. EAG/FMH/ERF/FZQ/FML, t.nr. EVS/EGS/EGR/EUH/EGY, t.nr. FBK/EHA/EZK/EWN/EGT, thread M12x1.5, without adapter		7.6215		
All engines	COL:brown, Conn. nr. 2, t.nr. DRP/EEJ/FEK/FEM/ESW, t.nr. FEL/ERE/ERF, t.nr. FYK/DRW/ERR/EFF/FML, without adapter		7.6266		
All engines	Conn. nr. 2			7.1055 T20	
All engines	Conn. nr. 4			7.1151 T20	
All engines					7.1152 T22
All engines	COL:blue, Conn. nr. 4				7.1220 T25

ENGINE				
1.6	Petrol	74	10/98-05/05	AEH, AKL, APF

Engine	Information	S10	T10	T20 - T23	T22 - T25
All engines	COL:black, Conn. nr. 1, switch press. 1.2-1.6 bar, thread M10x1.0	7.0135			
All engines	with adapter		7.6193		

S10	OIL PRESSURE WARNING LIGHT SWITCH	T10	REVERSING LIGHT SWITCH	T20	BRAKE LIGHT SWITCH
T22	SWITCH CLUTCH CONTROL (CRUISE CONTROL)	T23	SWITCH BRAKE ACTUATION (ENGINE TIMING)	T25	SWITCH CLUTCH CONTROL (ENGINE CONTROL)

FUNCTIONS ON THE VEHICLE

Vehicle	alim.	kW	Date	Engine	 S10	 T10	 T20 - T23	 T22 - T25
---------	-------	----	------	--------	---	---	--	---

ENGINE				
1.6	Petrol	74	10/98-05/05	AEH, AKL, APF

Engine	Information	S10	T10	T20 - T23	T22 - T25
All engines	COL:black, Conn. nr. 2, t.nr. DUS/DUU/DUW/ERT/EGU, t.nr. EAG/FMH/ERF/FZQ/FML, t.nr. EVS/EGS/EGR/EUH/EGY, t.nr. FBK/EHA/EZK/EWN/EGT, thread M12x1.5, without adapter		7.6215		
All engines	COL:brown, Conn. nr. 2, t.nr. DRP/EEJ/FEK/FEM/ESW, t.nr. FEL/ERE/ERF, t.nr. FYK/DRW/ERR/EFF/FML, without adapter		7.6266		
All engines	Conn. nr. 2, pole nr. 2			7.1055 T20	
All engines	Conn. nr. 4			7.1151 T20	
Eng. APF	pole nr. 4			7.1230 T20	
Eng. APF	->ch. 1J-1-320 000				7.1143 T22
All engines	-> 01/07/00, ->ch. 1J1320000, COL:green				7.1143 T25
All engines					7.1152 T22
Eng. APF	ch. 1J-1-320 001 ->				7.1220 T22
All engines	01/08/00 ->, ch. 1J1320001 ->, COL:blue, Conn. nr. 4				7.1220 T25

ENGINE				
1.6	Petrol	75	08/00-05/05	AVU, BFQ

Engine	Information	S10	T10	T20 - T23	T22 - T25
All engines	COL:black, Conn. nr. 1, switch press. 1.2-1.6 bar, thread M10x1.0	7.0135			
All engines	with adapter		7.6193		
All engines	COL:black, Conn. nr. 2, t.nr. DUS/DUU/DUW/ERT/EGU, t.nr. EAG/FMH/ERF/FZQ/FML, t.nr. EVS/EGS/EGR/EUH/EGY, t.nr. FBK/EHA/EZK/EWN/EGT, thread M12x1.5, without adapter		7.6215		
All engines	COL:brown, Conn. nr. 2, t.nr. DRP/EEJ/FEK/FEM/ESW, t.nr. FEL/ERE/ERF, t.nr. FYK/DRW/ERR/EFF/FML, without adapter		7.6266		
All engines	Conn. nr. 2			7.1055 T20	
All engines	Conn. nr. 4			7.1151 T20	
All engines					7.1152 T22
All engines	COL:blue, Conn. nr. 4				7.1220 T25

ENGINE				
1.6 16V	Petrol	77	02/00-05/05	ATN, AUS, AZD, BCB

Engine	Information	S10	T10	T20 - T23	T22 - T25
Eng. AZD	COL:black, Conn. nr. 1, switch press. 1.2-1.6 bar, thread M10x1.0	7.0135			
All engines	COL:green, Conn. nr. 1, spanner size 24, switch press. 0.3-0.6 bar, thread M10x1	7.0174			
All engines	with adapter		7.6193		
All engines	COL:black, Conn. nr. 2, t.nr. DUS/DUU/DUW/ERT/EGU, t.nr. EAG/FMH/ERF/FZQ/FML, t.nr. EVS/EGS/EGR/EUH/EGY, t.nr. FBK/EHA/EZK/EWN/EGT, thread M12x1.5, without adapter		7.6215		
All engines	COL:brown, Conn. nr. 2, t.nr. DRP/EEJ/FEK/FEM/ESW, t.nr. FEL/ERE/ERF, t.nr. FYK/DRW/ERR/EFF/FML, without adapter		7.6266		
All engines	Conn. nr. 2			7.1055 T20	
All engines	Conn. nr. 4			7.1151 T20	
All engines					7.1152 T22
All engines	COL:blue, Conn. nr. 4				7.1220 T25

ENGINE				
1.6 FSI	Petrol	81	01/02-05/05	BAD

Engine	Information	S10	T10	T20 - T23	T22 - T25
All engines	COL:green, Conn. nr. 1, spanner size 24, switch press. 0.3-0.6 bar, thread M10x1	7.0174			
All engines	COL:black, Conn. nr. 2, t.nr. DUS/DUU/DUW/ERT/EGU, t.nr. EAG/FMH/ERF/FZQ/FML, t.nr. EVS/EGS/EGR/EUH/EGY, t.nr. FBK/EHA/EZK/EWN/EGT, thread M12x1.5, without adapter		7.6215		
All engines	COL:brown, Conn. nr. 2, t.nr. DRP/EEJ/FEK/FEM/ESW, t.nr. FEL/ERE/ERF, t.nr. FYK/DRW/ERR/EFF/FML, without adapter		7.6266		
All engines	Conn. nr. 4			7.1151 T20	
All engines					7.1152 T22
All engines	COL:blue, Conn. nr. 4				7.1220 T25

ENGINE				
1.8	Petrol	92	10/98-05/05	AGN

Engine	Information	S10	T10	T20 - T23	T22 - T25
All engines	COL:black, Conn. nr. 1, switch press. 1.2-1.6 bar, thread M10x1.0	7.0135			
All engines	with adapter		7.6193		

S10	OIL PRESSURE WARNING LIGHT SWITCH	T10	REVERSING LIGHT SWITCH	T20	BRAKE LIGHT SWITCH
T22	SWITCH CLUTCH CONTROL (CRUISE CONTROL)	T23	SWITCH BRAKE ACTUATION (ENGINE TIMING)	T25	SWITCH CLUTCH CONTROL (ENGINE CONTROL)

FUNCTIONS ON THE VEHICLE

Vehicle	alim.	kW	Date	Engine	 S10	 T10	 T20 - T23	 T22 - T25
---------	-------	----	------	--------	---	---	--	---

ENGINE				
1.8	Petrol	92	10/98-05/05	AGN

Engine	Information	S10	T10	T20 - T23	T22 - T25
All engines	COL:black, Conn. nr. 2, t.nr. DUS/DUU/DUW/ERT/EGU, t.nr. EAG/FMH/ERF/FZQ/FML, t.nr. EVS/EGS/EGR/EUH/EGY, t.nr. FBK/EHA/EZK/EWN/EGT, thread M12x1.5, without adapter		7.6215		
All engines	COL:brown, Conn. nr. 2, t.nr. EEJ/FBS/FEK/FEM/FEL, t.nr. EUJ/DRW/EFF/DRP/DRV, without adapter		7.6266		
All engines	Conn. nr. 2			7.1055 T20	
All engines	Conn. nr. 4			7.1151 T20	
All engines	-> 01/07/00, ->ch. 1J1320000, COL:green				7.1143 T25
All engines					7.1152 T22
All engines	01/08/00 ->, ch. 1J1320001 ->, COL:blue, Conn. nr. 4				7.1220 T25

ENGINE				
1.8 4motion	Petrol	110	10/00-05/01	ARX

Engine	Information	S10	T10	T20 - T23	T22 - T25
All engines	COL:black		7.6215		
All engines	COL:brown		7.6266		
All engines	pole nr. 2			7.1055 T20	
All engines	pole nr. 4			7.1230 T20	

ENGINE				
1.8 4motion	Petrol	92	02/99-05/05	AGN

Engine	Information	S10	T10	T20 - T23	T22 - T25
All engines	COL:black, Conn. nr. 1, switch press. 1.2-1.6 bar, thread M10x1.0	7.0135			
All engines	with adapter		7.6193		
All engines	COL:black, Conn. nr. 2, t.nr. DUS/DUU/DUW/ERT/EGU, t.nr. EAG/FMH/ERF/FZQ/FML, t.nr. EVS/EGS/EGR/EUH/EGY, t.nr. FBK/EHA/EZK/EWN/EGT, thread M12x1.5, without adapter		7.6215		
All engines	COL:brown, Conn. nr. 2, t.nr. DRP/EEJ/FEK/FEM/ESW, t.nr. EEJ/FBS/FEK/FEM/FEL, t.nr. EUJ/DRW/ERR/DRP/DRV, t.nr. FEL/ERE/ERF, t.nr. FYK/DRW/ERR/EFF/FML, without adapter		7.6266		
All engines	Conn. nr. 2			7.1055 T20	
All engines	Conn. nr. 4			7.1151 T20	
All engines	-> 01/07/00, ->ch. 1J1320000, COL:green				7.1143 T25
All engines					7.1152 T22
All engines	01/08/00 ->, ch. 1J1320001 ->, COL:blue, Conn. nr. 4				7.1220 T25

ENGINE				
1.8 T	Petrol	110	05/00-05/05	AGU, ARX, AUM

Engine	Information	S10	T10	T20 - T23	T22 - T25
All engines	COL:black, Conn. nr. 1, switch press. 1.2-1.6 bar, thread M10x1.0	7.0135			
All engines	with adapter		7.6193		
All engines	COL:black, Conn. nr. 2, t.nr. DUS/DUU/DUW/ERT/EGU, t.nr. EAG/FMH/ERF/FZQ/FML, t.nr. EVS/EGS/EGR/EUH/EGY, t.nr. FBK/EHA/EZK/EWN/EGT, thread M12x1.5, without adapter		7.6215		
All engines	COL:brown, Conn. nr. 2, t.nr. DRP/EEJ/FEK/FEM/ESW, t.nr. FEL/ERE/ERF, t.nr. FYK/DRW/ERR/EFF/FML, without adapter		7.6266		
All engines	Conn. nr. 2			7.1055 T20	
All engines	Conn. nr. 4			7.1151 T20	
All engines					7.1152 T22
All engines	COL:blue, Conn. nr. 4				7.1220 T25

ENGINE				
1.8 T	Petrol	132	03/02-05/05	AUQ

Engine	Information	S10	T10	T20 - T23	T22 - T25
All engines	COL:black, Conn. nr. 2, t.nr. DUS/DUU/DUW/ERT/EGU, t.nr. EAG/FMH/ERF/FZQ/FML, t.nr. EVS/EGS/EGR/EUH/EGY, t.nr. FBK/EHA/EZK/EWN/EGT, thread M12x1.5, without adapter		7.6215		
All engines	COL:brown, Conn. nr. 2, t.nr. DRP/EEJ/FEK/FEM/ESW, t.nr. FEL/ERE/ERF, t.nr. FYK/DRW/ERR/EFF/FML, without adapter		7.6266		
All engines	Conn. nr. 4			7.1151 T20	
All engines					7.1152 T22
All engines	COL:blue, Conn. nr. 4				7.1220 T25

ENGINE				
1.9 SDI	Diesel	50	10/98-05/05	AGP, AQM

Engine	Information	S10	T10	T20 - T23	T22 - T25
All engines	COL:brown, Conn. nr. 1, spanner size 24, switch press. 0.55-0.85 bar, thread M10x1.0	7.0132			

S10 OIL PRESSURE WARNING LIGHT SWITCH	T10 REVERSING LIGHT SWITCH	T20 BRAKE LIGHT SWITCH
T22 SWITCH CLUTCH CONTROL (CRUISE CONTROL)	T23 SWITCH BRAKE ACTUATION (ENGINE TIMING)	T25 SWITCH CLUTCH CONTROL (ENGINE CONTROL)

FUNCTIONS ON THE VEHICLE

Vehicle	alim.	kW	Date	Engine	 S10	 T10	 T20 - T23	 T22 - T25
---------	-------	----	------	--------	---	---	--	---

				ENGINE
1.9 SDI	Diesel	50	10/98-05/05	AGP, AQM

Engine	Information	S10	T10	T20 - T23	T22 - T25
All engines	with adapter		7.6193		
All engines	COL:black, Conn. nr. 2, t.nr. DUS/DUU/DUW/ERT/EGU, t.nr. EAG/FMH/ERF/FZQ/FML, t.nr. EVS/EGS/EGR/EUH/EGY, t.nr. FBK/EHA/EZK/EWN/EGT, thread M12x1.5, without adapter		7.6215		
All engines	COL:brown, Conn. nr. 2, t.nr. DRP/EEJ/FEK/FEM/ESW, t.nr. FEL/ERE/ERF, t.nr. FYK/DRW/ERR/EFF/FML, without adapter		7.6266		
All engines	Conn. nr. 2, pole nr. 2			7.1055 T20	
All engines	Conn. nr. 4			7.1151 T20	
Eng. AQM	pole nr. 4			7.1230 T20	
All engines	with control switch				7.1152 T22
Eng. AQM					7.1220 T22
All engines	COL:blue, Conn. nr. 4				7.1220 T25

				ENGINE
1.9 TDI	Diesel	110	05/00-05/05	ARL

Engine	Information	S10	T10	T20 - T23	T22 - T25
All engines	COL:brown, Conn. nr. 1, spanner size 24, switch press. 0.55-0.85 bar, thread M10x1.0	7.0132			
All engines	with adapter		7.6193		
All engines	COL:black, Conn. nr. 2, t.nr. DUS/DUU/DUW/ERT/EGU, t.nr. EAG/FMH/ERF/FZQ/FML, t.nr. EVS/EGS/EGR/EUH/EGY, t.nr. FBK/EHA/EZK/EWN/EGT, thread M12x1.5, without adapter		7.6215		
All engines	COL:brown, Conn. nr. 2, t.nr. DRP/EEJ/FEK/FEM/ESW, t.nr. FEL/ERE/ERF, t.nr. FYK/DRW/ERR/EFF/FML, without adapter		7.6266		
All engines	Conn. nr. 2			7.1055 T20	
All engines	Conn. nr. 4			7.1151 T20	
All engines					7.1152 T22
All engines	COL:blue, Conn. nr. 4				7.1220 T25

				ENGINE
1.9 TDI	Diesel	66	10/98->	AGR, ALH

Engine	Information	S10	T10	T20 - T23	T22 - T25
All engines	COL:brown, Conn. nr. 1, spanner size 24, switch press. 0.55-0.85 bar, thread M10x1.0	7.0132			
All engines	with adapter		7.6193		
All engines	COL:black, Conn. nr. 2, t.nr. DUS/DUU/DUW/ERT/EGU, t.nr. EAG/FMH/ERF/FZQ/FML, t.nr. EVS/EGS/EGR/EUH/EGY, t.nr. FBK/EHA/EZK/EWN/EGT, thread M12x1.5, without adapter		7.6215		
All engines	COL:brown, Conn. nr. 2, t.nr. DRP/EEJ/FEK/FEM/ESW, t.nr. FEL/ERE/ERF, t.nr. FYK/DRW/ERR/EFF/FML, without adapter		7.6266		
All engines	Conn. nr. 2, pole nr. 2			7.1055 T20	
All engines	Conn. nr. 4			7.1151 T20	
All engines	pole nr. 4			7.1230 T20	
Eng. ALH	->ch. 1J-1-320 000				7.1143 T22
All engines	COL:green				7.1143 T25
All engines	with control switch				7.1152 T22
All engines	ch. 1J-1-320 001 ->				7.1220 T22
All engines	ch. 1J3000001 ->, COL:blue, Conn. nr. 4				7.1220 T25

				ENGINE
1.9 TDI	Diesel	74	09/00-05/05	ATD, AXR

Engine	Information	S10	T10	T20 - T23	T22 - T25
All engines	COL:brown, Conn. nr. 1, spanner size 24, switch press. 0.55-0.85 bar, thread M10x1.0	7.0132			
All engines	with adapter		7.6193		
All engines	COL:black, Conn. nr. 2, t.nr. DUS/DUU/DUW/ERT/EGU, t.nr. EAG/FMH/ERF/FZQ/FML, t.nr. EVS/EGS/EGR/EUH/EGY, t.nr. FBK/EHA/EZK/EWN/EGT, thread M12x1.5, without adapter		7.6215		
All engines	COL:brown, Conn. nr. 2, t.nr. DRP/EEJ/FEK/FEM/ESW, t.nr. FEL/ERE/ERF, t.nr. FYK/DRW/ERR/EFF/FML, without adapter		7.6266		
All engines	Conn. nr. 2			7.1055 T20	
All engines	Conn. nr. 4			7.1151 T20	
All engines					7.1152 T22
All engines	COL:blue, Conn. nr. 4				7.1220 T25

S10	OIL PRESSURE WARNING LIGHT SWITCH	T10	REVERSING LIGHT SWITCH	T20	BRAKE LIGHT SWITCH
T22	SWITCH CLUTCH CONTROL (CRUISE CONTROL)	T23	SWITCH BRAKE ACTUATION (ENGINE TIMING)	T25	SWITCH CLUTCH CONTROL (ENGINE CONTROL)

FUNCTIONS ON THE VEHICLE

Vehicle	alim.	kW	Date	Engine	 S10	 T10	 T20 - T23	 T22 - T25
---------	-------	----	------	--------	---	---	--	---

ENGINE				
1.9 TDI	Diesel	81	10/98->	AHF, ASV

Engine	Information	S10	T10	T20 - T23	T22 - T25
All engines	COL: brown, Conn. nr. 1, spanner size 24, switch press. 0.55-0.85 bar, thread M10x1.0	7.0132			
All engines	with adapter		7.6193		
All engines	COL: black, Conn. nr. 2, t.nr. DUS/DUU/DUW/ERT/EGU, t.nr. EAG/FMH/ERF/FZQ/FML, t.nr. EVS/EGS/EGR/EUH/EGY, t.nr. FBK/EHA/EZK/EWN/EGT, thread M12x1.5, without adapter		7.6215		
All engines	COL: brown, Conn. nr. 2, t.nr. DRP/EEJ/FEK/FEM/ESW, t.nr. FEL/ERE/ERF, t.nr. FYK/DRW/ERR/FFF/FML, without adapter		7.6266		
All engines	Conn. nr. 2, pole nr. 2			7.1055 T20	
All engines	Conn. nr. 4			7.1151 T20	
All engines	pole nr. 4			7.1230 T20	
Eng. AHF	-> ch. 1J-1-320 000				7.1143 T22
All engines	-> 01/07/00, -> ch. 1J1320000, COL: green				7.1143 T25
All engines	with control switch				7.1152 T22
All engines	ch. 1J-1-320 001 ->				7.1220 T22
All engines	01/08/00 ->, ch. 1J1320001 ->, COL: blue, Conn. nr. 4				7.1220 T25

ENGINE				
1.9 TDI	Diesel	85	12/98-01/02	AJM, AUY

Engine	Information	S10	T10	T20 - T23	T22 - T25
All engines	01/11/99 ->, ch. 1JY4800001 ->, COL: brown, Conn. nr. 1, spanner size 24, switch press. 0.55-0.85 bar, thread M10x1.0	7.0132			
Eng. AJM	-> 01/10/99, -> ch. 1JY4800000, COL: grey, Conn. nr. 1, spanner size 24, switch press. 0.75-1.05 bar, thread M10x1.0	7.0134			
All engines	with adapter		7.6193		
All engines	COL: black, Conn. nr. 2, t.nr. DUS/DUU/DUW/ERT/EGU, t.nr. EAG/FMH/ERF/FZQ/FML, t.nr. EVS/EGS/EGR/EUH/EGY, t.nr. FBK/EHA/EZK/EWN/EGT, thread M12x1.5, without adapter		7.6215		
All engines	COL: brown, Conn. nr. 2, t.nr. DRP/EEJ/FEK/FEM/ESW, t.nr. FEL/ERE/ERF, t.nr. FYK/DRW/ERR/FFF/FML, without adapter		7.6266		
All engines	Conn. nr. 2			7.1055 T20	
All engines	Conn. nr. 4			7.1151 T20	
All engines					7.1152 T22
All engines	COL: blue, Conn. nr. 4				7.1220 T25

ENGINE				
1.9 TDI	Diesel	96	11/00-05/05	ASZ

Engine	Information	S10	T10	T20 - T23	T22 - T25
All engines	COL: brown, Conn. nr. 1, spanner size 24, switch press. 0.55-0.85 bar, thread M10x1.0	7.0132			
All engines	COL: black, Conn. nr. 2, t.nr. DUS/DUU/DUW/ERT/EGU, t.nr. EAG/FMH/ERF/FZQ/FML, t.nr. EVS/EGS/EGR/EUH/EGY, t.nr. FBK/EHA/EZK/EWN/EGT, thread M12x1.5, without adapter		7.6215		
All engines	COL: brown, Conn. nr. 2, t.nr. DRP/EEJ/FEK/FEM/ESW, t.nr. FEL/ERE/ERF, t.nr. FYK/DRW/ERR/FFF/FML, without adapter		7.6266		
All engines	Conn. nr. 4			7.1151 T20	
All engines					7.1152 T22
All engines	COL: blue, Conn. nr. 4				7.1220 T25

ENGINE				
1.9 TDI 4motion	Diesel	110	05/00-05/05	ARL

Engine	Information	S10	T10	T20 - T23	T22 - T25
All engines	COL: brown, Conn. nr. 1, spanner size 24, switch press. 0.55-0.85 bar, thread M10x1.0	7.0132			
All engines	with adapter		7.6193		
All engines	COL: black, Conn. nr. 2, t.nr. DUS/DUU/DUW/ERT/EGU, t.nr. EAG/FMH/ERF/FZQ/FML, t.nr. EVS/EGS/EGR/EUH/EGY, t.nr. FBK/EHA/EZK/EWN/EGT, thread M12x1.5, without adapter		7.6215		
All engines	COL: brown, Conn. nr. 2, t.nr. DRP/EEJ/FEK/FEM/ESW, t.nr. FEL/ERE/ERF, t.nr. FYK/DRW/ERR/FFF/FML, without adapter		7.6266		
All engines	Conn. nr. 2			7.1055 T20	
All engines	Conn. nr. 4			7.1151 T20	
All engines					7.1152 T22
All engines	COL: blue, Conn. nr. 4				7.1220 T25

S10	OIL PRESSURE WARNING LIGHT SWITCH	T10	REVERSING LIGHT SWITCH	T20	BRAKE LIGHT SWITCH
T22	SWITCH CLUTCH CONTROL (CRUISE CONTROL)	T23	SWITCH BRAKE ACTUATION (ENGINE TIMING)	T25	SWITCH CLUTCH CONTROL (ENGINE CONTROL)

FUNCTIONS ON THE VEHICLE

Vehicle	alim.	kW	Date	Engine	 S10	 T10	 T20 - T23	 T22 - T25
---------	-------	----	------	--------	---	---	--	---

				ENGINE
1.9 TDI 4motion	Diesel	66	11/98->	AGR

Engine	Information	S10	T10	T20 - T23	T22 - T25
All engines	COL:brown, Conn. nr. 1, spanner size 24, switch press. 0.55-0.85 bar, thread M10x1.0	7.0132			
All engines	with adapter		7.6193		
All engines	COL:black, Conn. nr. 2, t.nr. DUS/DUU/DUW/ERT/EGU, t.nr. EAG/FMH/ERF/FZQ/FML, t.nr. EVS/EGS/EGR/EUH/EGY, t.nr. FBK/EHA/EZK/EWN/EGT, thread M12x1.5, without adapter		7.6215		
All engines	COL:brown, Conn. nr. 2, t.nr. DRP/EEJ/FEK/FEM/ESW, t.nr. FEL/ERE/ERF, t.nr. FYK/DRW/ERR/EFF/FML, without adapter		7.6266		
All engines	Conn. nr. 2, pole nr. 2			7.1055 T20	
All engines	Conn. nr. 4			7.1151 T20	
All engines	pole nr. 4			7.1230 T20	
All engines	with control switch				7.1152 T22
All engines					7.1220 T22
All engines	COL:blue, Conn. nr. 4				7.1220 T25

				ENGINE
1.9 TDI 4motion	Diesel	74	09/00-05/05	ATD

Engine	Information	S10	T10	T20 - T23	T22 - T25
All engines	COL:brown, Conn. nr. 1, spanner size 24, switch press. 0.55-0.85 bar, thread M10x1.0	7.0132			
All engines	COL:black, Conn. nr. 2, t.nr. DUS/DUU/DUW/ERT/EGU, t.nr. EAG/FMH/ERF/FZQ/FML, t.nr. EVS/EGS/EGR/EUH/EGY, t.nr. FBK/EHA/EZK/EWN/EGT, thread M12x1.5, without adapter		7.6215		
All engines	COL:brown, Conn. nr. 2, t.nr. DRP/EEJ/FEK/FEM/ESW, t.nr. FEL/ERE/ERF, t.nr. FYK/DRW/ERR/EFF/FML, without adapter		7.6266		
All engines	Conn. nr. 4			7.1151 T20	
All engines					7.1152 T22
All engines	COL:blue, Conn. nr. 4				7.1220 T25

				ENGINE
1.9 TDI 4motion	Diesel	85	02/99-06/01	AJM, AUJ

Engine	Information	S10	T10	T20 - T23	T22 - T25
All engines	01/11/99 ->, ch. 1JY4800001 ->, COL:brown, Conn. nr. 1, spanner size 24, switch press. 0.55-0.85 bar, thread M10x1.0	7.0132			
Eng. AJM	-> 01/10/99, ->ch. 1JY4800000, COL:grey, Conn. nr. 1, spanner size 24, switch press. 0.75-1.05 bar, thread M10x1.0	7.0134			
All engines	with adapter		7.6193		
All engines	COL:black, Conn. nr. 2, t.nr. DUS/DUU/DUW/ERT/EGU, t.nr. EAG/FMH/ERF/FZQ/FML, t.nr. EVS/EGS/EGR/EUH/EGY, t.nr. FBK/EHA/EZK/EWN/EGT, thread M12x1.5, without adapter		7.6215		
All engines	COL:brown, Conn. nr. 2, t.nr. DRP/EEJ/FEK/FEM/ESW, t.nr. FEL/ERE/ERF, t.nr. FYK/DRW/ERR/EFF/FML, without adapter		7.6266		
All engines	Conn. nr. 2			7.1055 T20	
All engines	Conn. nr. 4			7.1151 T20	
All engines					7.1152 T22
All engines	COL:blue, Conn. nr. 4				7.1220 T25

				ENGINE
1.9 TDI 4motion	Diesel	96	11/00-05/05	ASZ

Engine	Information	S10	T10	T20 - T23	T22 - T25
All engines	COL:brown, Conn. nr. 1, spanner size 24, switch press. 0.55-0.85 bar, thread M10x1.0	7.0132			
All engines	COL:black, Conn. nr. 2, t.nr. DUS/DUU/DUW/ERT/EGU, t.nr. EAG/FMH/ERF/FZQ/FML, t.nr. EVS/EGS/EGR/EUH/EGY, t.nr. FBK/EHA/EZK/EWN/EGT, thread M12x1.5, without adapter		7.6215		
All engines	COL:brown, Conn. nr. 2, t.nr. DRP/EEJ/FEK/FEM/ESW, t.nr. FEL/ERE/ERF, t.nr. FYK/DRW/ERR/EFF/FML, without adapter		7.6266		
All engines	Conn. nr. 4			7.1151 T20	
All engines					7.1152 T22
All engines	COL:blue, Conn. nr. 4				7.1220 T25

				ENGINE
2.0	Petrol	85	10/98-05/05	APK, AQY, AZG, AZH, AZJ

Engine	Information	S10	T10	T20 - T23	T22 - T25
All engines	COL:black, Conn. nr. 1, switch press. 1.2-1.6 bar, thread M10x1.0	7.0135			
Eng. APK, AQY, AZG, AZJ	with adapter		7.6193		
All engines	COL:black, Conn. nr. 2, t.nr. DUS/DUU/DUW/ERT/EGU, t.nr. EAG/FMH/ERF/FZQ/FML, t.nr. EVS/EGS/EGR/EUH/EGY, t.nr. FBK/EHA/EZK/EWN/EGT, thread M12x1.5, without adapter		7.6215		

S10	OIL PRESSURE WARNING LIGHT SWITCH	T10	REVERSING LIGHT SWITCH	T20	BRAKE LIGHT SWITCH
T22	SWITCH CLUTCH CONTROL (CRUISE CONTROL)	T23	SWITCH BRAKE ACTUATION (ENGINE TIMING)	T25	SWITCH CLUTCH CONTROL (ENGINE CONTROL)

FUNCTIONS ON THE VEHICLE

Vehicle	alim.	kW	Date	Engine	 S10	 T10	 T20 - T23	 T22 - T25
---------	-------	----	------	--------	---	---	--	---

ENGINE				
2.0	Petrol	85	10/98-05/05	APK, AQY, AZG, AZH, AZJ

Engine	Information	S10	T10	T20 - T23	T22 - T25
All engines	COL: brown, Conn. nr. 2, t.nr. DRP/EEJ/FEK/FEM/ESW, t.nr. FEL/ERE/ERF, t.nr. FYK/DRW/ERR/FFF/FML, without adapter		7.6266		
All engines	Conn. nr. 2, pole nr. 2			7.1055 T20	
Eng. APK, AQY, AZG, AZJ	Conn. nr. 4			7.1151 T20	
Eng. AZG, AZH	pole nr. 4			7.1230 T20	
All engines	with control switch				7.1152 T22
Eng. AZG, AZH					7.1220 T22
Eng. APK, AQY, AZG, AZJ	COL: blue, Conn. nr. 4				7.1220 T25

ENGINE				
2.0 4motion	Petrol	85	04/00-05/05	AZH, AZJ

Engine	Information	S10	T10	T20 - T23	T22 - T25
All engines	COL: black, Conn. nr. 1, switch press. 1.2-1.6 bar, thread M10x1.0	7.0135			
All engines	with adapter		7.6193		
All engines	COL: black, Conn. nr. 2, t.nr. DUS/DUU/DUW/ERT/EGU, t.nr. EAG/FMH/ERF/FZQ/FML, t.nr. EVS/EGS/EGR/EUH/EGY, t.nr. FBK/EHA/EZK/EWN/EGT, thread M12x1.5, without adapter		7.6215		
All engines	COL: brown, Conn. nr. 2, t.nr. DRP/EEJ/FEK/FEM/ESW, t.nr. FEL/ERE/ERF, t.nr. FYK/DRW/ERR/FFF/FML, without adapter		7.6266		
All engines	Conn. nr. 2			7.1055 T20	
All engines	Conn. nr. 4			7.1151 T20	
All engines					7.1152 T22
All engines	COL: blue, Conn. nr. 4				7.1220 T25

ENGINE				
2.0 4motion	Petrol	88	12/99-05/03	AZH, AZJ

Engine	Information	S10	T10	T20 - T23	T22 - T25
All engines	COL: black, Conn. nr. 1, switch press. 1.2-1.6 bar, thread M10x1.0	7.0135			
All engines	with adapter		7.6193		
Eng. AZH	Conn. nr. 2			7.1055 T20	
All engines	Conn. nr. 4			7.1151 T20	
All engines	man.				7.1152 T22
All engines	COL: blue, Conn. nr. 4				7.1220 T22

ENGINE				
2.3 V5	Petrol	110	10/98-10/00	AGZ

Engine	Information	S10	T10	T20 - T23	T22 - T25
All engines	01/05/99 ->, ch. 1JY000001 ->, COL: grey, Conn. nr. 1, spanner size 24, switch press. 0.75-1.05 bar, thread M10x1.0	7.0134			
All engines	-> 01/04/99, -> ch. 1JX990000, COL: black, Conn. nr. 1, switch press. 1.2-1.6 bar, thread M10x1.0	7.0135			
All engines	with adapter		7.6193		
All engines	COL: black, Conn. nr. 2, t.nr. DUS/DUU/DUW/ERT/EGU, t.nr. EAG/FMH/ERF/FZQ/FML, t.nr. EVS/EGS/EGR/EUH/EGY, t.nr. FBK/EHA/EZK/EWN/EGT, thread M12x1.5, without adapter		7.6215		
All engines	COL: brown, Conn. nr. 2, t.nr. EEJ/FBS/FEK/FEM/FEL, t.nr. EUJ/DRW/FFF/DRP/DRV, without adapter		7.6266		
All engines	Conn. nr. 2			7.1055 T20	
All engines	Conn. nr. 4			7.1151 T20	
All engines	-> 01/07/00, -> ch. 1J1320000, COL: green				7.1143 T25
All engines					7.1152 T22
All engines	01/08/00 ->, ch. 1J1320001 ->, COL: blue, Conn. nr. 4				7.1220 T25

ENGINE				
2.3 V5	Petrol	125	10/00-05/05	AQN

Engine	Information	S10	T10	T20 - T23	T22 - T25
All engines	COL: black, Conn. nr. 1, switch press. 1.2-1.6 bar, thread M10x1.0	7.0135			
All engines	with adapter		7.6193		
All engines	COL: black, Conn. nr. 2, t.nr. DUS/DUU/DUW/ERT/EGU, t.nr. EAG/FMH/ERF/FZQ/FML, t.nr. EVS/EGS/EGR/EUH/EGY, t.nr. FBK/EHA/EZK/EWN/EGT, thread M12x1.5, without adapter		7.6215		
All engines	COL: brown, Conn. nr. 2, t.nr. DRP/EEJ/FEK/FEM/ESW, t.nr. FEL/ERE/ERF, t.nr. FMS/FZM/FMP/FEL/FMQ, t.nr. FMU/ESW/GSD/ERE, t.nr. FYK/DRW/ERR/FFF/FML, without adapter		7.6266		
All engines	01/01/03 ->, Conn. nr. 2			7.1055 T20	
All engines	-> 01/12/02, Conn. nr. 4			7.1151 T20	
All engines					7.1152 T22

S10 OIL PRESSURE WARNING LIGHT SWITCH	T10 REVERSING LIGHT SWITCH	T20 BRAKE LIGHT SWITCH
T22 SWITCH CLUTCH CONTROL (CRUISE CONTROL)	T23 SWITCH BRAKE ACTUATION (ENGINE TIMING)	T25 SWITCH CLUTCH CONTROL (ENGINE CONTROL)

FUNCTIONS ON THE VEHICLE

Vehicle	alim.	kW	Date	Engine				
					S10	T10	T20 - T23	T22 - T25

				ENGINE
2.3 V5	Petrol	125	10/00-05/05	AQN

Engine	Information	S10	T10	T20 - T23	T22 - T25
All engines	COL:blue, Conn. nr. 4				7.1220 T25

				ENGINE
2.3 V5 4motion	Petrol	110	12/98-10/00	AGZ

Engine	Information	S10	T10	T20 - T23	T22 - T25
All engines	01/05/99 ->, ch. 1JY000001 ->, COL:grey, Conn. nr. 1, spanner size 24, switch press. 0.75-1.05 bar, thread M10x1.0	7.0134			
All engines	-> 01/04/99, -> ch. 1JX990000, COL:black, Conn. nr. 1, switch press. 1.2-1.6 bar, thread M10x1.0	7.0135			
All engines	with adapter		7.6193		
All engines	COL:black, Conn. nr. 2, t.nr. DUS/DUU/DUW/ERT/EGU, t.nr. EAG/FMH/ERF/FZQ/FML, t.nr. EVS/EGS/EGR/EUH/EGY, t.nr. FBK/EHA/EZK/EWN/EGT, thread M12x1.5, without adapter		7.6215		
All engines	COL:brown, Conn. nr. 2, t.nr. EEJ/FBS/FEK/FEM/FEL, t.nr. EUJ/DRW/EFF/DRP/DRV, without adapter		7.6266		
All engines	Conn. nr. 2			7.1055 T20	
All engines	Conn. nr. 4			7.1151 T20	
All engines	-> 01/07/00, -> ch. 1J1320000, COL:green				7.1143 T25
All engines					7.1152 T22
All engines	01/08/00 ->, ch. 1J1320001 ->, COL:blue, Conn. nr. 4				7.1220 T25

				ENGINE
2.3 V5 4motion	Petrol	125	10/00-05/05	AQN

Engine	Information	S10	T10	T20 - T23	T22 - T25
All engines	COL:black, Conn. nr. 1, switch press. 1.2-1.6 bar, thread M10x1.0	7.0135			
All engines	with adapter		7.6193		
All engines	COL:black, Conn. nr. 2, t.nr. DUS/DUU/DUW/ERT/EGU, t.nr. EAG/FMH/ERF/FZQ/FML, t.nr. EVS/EGS/EGR/EUH/EGY, t.nr. FBK/EHA/EZK/EWN/EGT, thread M12x1.5, without adapter		7.6215		
All engines	COL:brown, Conn. nr. 2, t.nr. DRP/EEJ/FEK/FEM/ESW, t.nr. FEL/ERE/ERF, t.nr. FYK/DRW/ERR/EFF/FML, without adapter		7.6266		
All engines	Conn. nr. 2			7.1055 T20	
All engines	Conn. nr. 4			7.1151 T20	
All engines					7.1152 T22
All engines	COL:blue, Conn. nr. 4				7.1220 T25

				ENGINE
2.8 V6 4motion	Petrol	150	03/99-05/05	AQP, AUE, BDE

Engine	Information	S10	T10	T20 - T23	T22 - T25
All engines	COL:blue, Conn. nr. 1, switch press. 0.15/0.35 bar, thread M10x1.0	7.0133			
Eng. AQP, AUE	COL:black, Conn. nr. 1, switch press. 1.2-1.6 bar, thread M10x1.0	7.0135			
All engines	with adapter		7.6193		
All engines	COL:black, Conn. nr. 2, t.nr. DUS/DUU/DUW/ERT/EGU, t.nr. EAG/FMH/ERF/FZQ/FML, t.nr. EVS/EGS/EGR/EUH/EGY, t.nr. FBK/EHA/EZK/EWN/EGT, thread M12x1.5, without adapter		7.6215		
All engines	COL:brown, Conn. nr. 2, t.nr. DRP/EEJ/FEK/FEM/ESW, t.nr. FEL/ERE/ERF, t.nr. FYK/DRW/ERR/EFF/FML, without adapter		7.6266		
All engines	Conn. nr. 2			7.1055 T20	
All engines	Conn. nr. 4			7.1151 T20	
All engines	COL:green				7.1143 T25
All engines					7.1152 T22
All engines	COL:blue, Conn. nr. 4				7.1220 T25

				ENGINE
2.8 VR6	Petrol	150	03/00-05/00	AUE

Engine	Information	S10	T10	T20 - T23	T22 - T25
All engines	COL:blue	7.0133			
All engines	COL:black	7.0135	7.6215		
All engines	COL:brown		7.6266		
All engines	pole nr. 2			7.1055 T20	
All engines	pole nr. 4			7.1230 T20	

CADDY I

				ENGINE
1.5	Petrol	51	08/82-07/83	JB

Engine	Information	S10	T10	T20 - T23	T22 - T25
All engines	COL:white	7.0045			

S10	OIL PRESSURE WARNING LIGHT SWITCH	T10	REVERSING LIGHT SWITCH	T20	BRAKE LIGHT SWITCH
T22	SWITCH CLUTCH CONTROL (CRUISE CONTROL)	T23	SWITCH BRAKE ACTUATION (ENGINE TIMING)	T25	SWITCH CLUTCH CONTROL (ENGINE CONTROL)

FUNCTIONS ON THE VEHICLE

Vehicle	alim.	kW	Date	Engine	 S10	 T10	 T20 - T23	 T22 - T25
---------	-------	----	------	--------	---	---	--	---

CADDY I

				ENGINE
1.5	Petrol	51	08/82-07/83	JB

Engine	Information	S10	T10	T20 - T23	T22 - T25
All engines	COL:black	7.0046			
All engines	COL:grey	7.0095			
All engines	COL:blue	7.0108			
All engines	ch. 14-L-000 001 ->		7.6125		
All engines				7.1102	T20

				ENGINE
1.6	Petrol	53	08/83-07/89	HN

Engine	Information	S10	T10	T20 - T23	T22 - T25
All engines	COL:white	7.0045			
All engines	COL:black	7.0046			
All engines	COL:grey	7.0095			
All engines	COL:blue	7.0108			
All engines	ch. 14-L-000 001 ->		7.6125		
All engines				7.1102	T20

				ENGINE
1.6	Petrol	55	01/83-07/92	EW

Engine	Information	S10	T10	T20 - T23	T22 - T25
All engines	COL:white	7.0045			
All engines	COL:black	7.0046			
All engines	COL:grey	7.0095			
All engines	COL:blue	7.0108			
All engines	ch. 14-L-000 001 ->		7.6125		
All engines				7.1102	T20

				ENGINE
1.6 D	Diesel	40	08/82-07/92	JK, ME

Engine	Information	S10	T10	T20 - T23	T22 - T25
All engines	COL:white	7.0045			
All engines	COL:black	7.0046			
All engines	COL:grey	7.0095			
All engines	COL:blue	7.0108			
All engines	ch. 14-L-000 001 ->		7.6125		
All engines				7.1102	T20

				ENGINE
1.8	Petrol	70	08/85-07/92	JH

Engine	Information	S10	T10	T20 - T23	T22 - T25
All engines	COL:white	7.0045			
All engines	COL:black	7.0046			
All engines	COL:grey	7.0095			
All engines	COL:blue	7.0108			
All engines	ch. 14-L-000 001 ->		7.6125		
All engines				7.1102	T20

CADDY II

				ENGINE
1.4	Petrol	44	11/95-01/04	AEX, AKV, APQ, AUD

Engine	Information	S10	T10	T20 - T23	T22 - T25
Eng. AEX, APQ	-> 01/06/98, -> ch. 9KX512800, COL:blue, Conn. nr. 1, switch press. 0.25 bar, thread M10x1.0	7.0008			
Eng. AKV	-> ch. 9K-X-512 800	7.0108			
Eng. AEX, AKV, APQ	01/07/98 ->, ch. 9K-X-512 801 ->, ch. 9KX512801 ->, COL:blue, Conn. nr. 1, switch press. 0.15/0.35 bar, thread M10x1.0	7.0133			
Eng. AUD	COL:green, Conn. nr. 1, spanner size 24, switch press. 0.3-0.6 bar, thread M10x1	7.0174			
All engines	Conn. nr. 2, ext thread M 12 x 1, 5 mm, spanner size 21, thread M12x1.5, without adapter		7.6125		
All engines	ext.thread M 18 x 1, 5 mm, spanner size 22, thread M18x1.5		7.6126		
Eng. AKV	-> ch. 9K-2-550 000			7.1129	T20
Eng. AEX, APQ, AUD	Conn. nr. 4			7.1151	T20
Eng. AKV	ch. 9K-3-500 001 ->			7.1230	T20

S10	OIL PRESSURE WARNING LIGHT SWITCH	T10	REVERSING LIGHT SWITCH	T20	BRAKE LIGHT SWITCH
T22	SWITCH CLUTCH CONTROL (CRUISE CONTROL)	T23	SWITCH BRAKE ACTUATION (ENGINE TIMING)	T25	SWITCH CLUTCH CONTROL (ENGINE CONTROL)

FUNCTIONS ON THE VEHICLE

Vehicle	alim.	kW	Date	Engine	 S10	 T10	 T20 - T23	 T22 - T25
---------	-------	----	------	--------	---	---	--	---

				ENGINE
1.4	Petrol	55	08/00-01/04	AUA

Engine	Information	S10	T10	T20 - T23	T22 - T25
All engines	COL:green, Conn. nr. 1, spanner size 24, switch press. 0.3-0.6 bar, thread M10x1	7.0174			
All engines	Conn. nr. 2, spanner size 21, thread M12x1.5, without adapter		7.6125		
All engines	spanner size 22, thread M18x1.5		7.6126		
All engines	Conn. nr. 4			7.1151 T20	

				ENGINE
1.4 16V	Petrol	55	08/00-01/04	AUA

Engine	Information	S10	T10	T20 - T23	T22 - T25
All engines	COL:green, Conn. nr. 1, spanner size 24, switch press. 0.3-0.6 bar, thread M10x1	7.0174			
All engines	Conn. nr. 2, spanner size 21, thread M12x1.5, without adapter		7.6125		
All engines	spanner size 22, thread M18x1.5		7.6126		
All engines	Conn. nr. 4			7.1151 T20	

				ENGINE
1.6	Petrol	55	11/95-12/00	1F, AEE

Engine	Information	S10	T10	T20 - T23	T22 - T25
All engines	COL:blue, Conn. nr. 1, switch press. 0.25 bar, thread M10x1.0	7.0008			
All engines	Conn. nr. 2, spanner size 21, thread M12x1.5, without adapter		7.6125		
All engines	spanner size 22, thread M18x1.5		7.6126		
Eng. AEE	Conn. nr. 2, thread M14x1.0		7.6216		
Eng. AEE	spanner size 19, thread M12x1.5			7.1000 T20	
All engines	Conn. nr. 4			7.1151 T20	

				ENGINE
1.7 SDI	Diesel	42	07/96-09/00	AHB

Engine	Information	S10	T10	T20 - T23	T22 - T25
All engines	-> 01/06/98, ->ch. 9KX512800, COL:blue, Conn. nr. 1, switch press. 0.25 bar, thread M10x1.0	7.0008			
All engines	01/07/98 ->, ch. 9KX512801 ->, COL:brown, Conn. nr. 1, spanner size 24, switch press. 0.55-0.85 bar, thread M10x1.0	7.0132			
All engines	01/07/98 ->, ch. 9KX512801 ->, COL:blue, Conn. nr. 1, switch press. 0.15/0.35 bar, thread M10x1.0	7.0133			
All engines	with adapter		7.6193		
All engines	Conn. nr. 4			7.1151 T20	

				ENGINE
1.9 D	Diesel	47	11/95-01/04	1Y, AEF, AEY, AYQ

Engine	Information	S10	T10	T20 - T23	T22 - T25
Eng. 1Y	-> 01/06/98, ->ch. 9KX512000, COL:grey, Conn. nr. 1, switch press. 0.9 bar, thread M10x1.0	7.0095			
Eng. AEY, AYQ	COL:brown, Conn. nr. 1, spanner size 24, switch press. 0.55-0.85 bar, thread M10x1.0	7.0132			
Eng. 1Y	01/07/98 ->, ch. 9KX512001 ->, COL:grey, Conn. nr. 1, spanner size 24, switch press. 0.75-1.05 bar, thread M10x1.0	7.0134			
All engines	-> 01/06/97, Conn. nr. 2, spanner size 21, thread M12x1.5, without adapter		7.6125		
Eng. AEF	01/07/97 ->, Conn. nr. 2, thread M14x1.0		7.6216		
Eng. AEF	spanner size 19, thread M12x1.5			7.1000 T20	
Eng. 1Y, AEY, AYQ	Conn. nr. 4			7.1151 T20	

				ENGINE
1.9 SDI	Diesel	47	11/95-01/04	1Y, AEY, AYQ

Engine	Information	S10	T10	T20 - T23	T22 - T25
Eng. 1Y	-> 01/06/98, ->ch. 9KX512000, COL:grey, Conn. nr. 1, switch press. 0.9 bar, thread M10x1.0	7.0095			
Eng. AEY, AYQ	COL:brown, Conn. nr. 1, spanner size 24, switch press. 0.55-0.85 bar, thread M10x1.0	7.0132			
Eng. 1Y	01/07/98 ->, ch. 9KX512001 ->, COL:grey, Conn. nr. 1, spanner size 24, switch press. 0.75-1.05 bar, thread M10x1.0	7.0134			
All engines	Conn. nr. 2, spanner size 21, thread M12x1.5, without adapter		7.6125		
All engines	Conn. nr. 4			7.1151 T20	

				ENGINE
1.9 TDI	Diesel	66	09/96-01/04	1Z, AHU, ALE, ALH

Engine	Information	S10	T10	T20 - T23	T22 - T25
Eng. 1Z, AHU, ALE	-> 01/06/98, ->ch. 9KX512800, COL:blue, Conn. nr. 1, switch press. 0.25 bar, thread M10x1.0	7.0008			

S10 OIL PRESSURE WARNING LIGHT SWITCH	T10 REVERSING LIGHT SWITCH	T20 BRAKE LIGHT SWITCH
T22 SWITCH CLUTCH CONTROL (CRUISE CONTROL)	T23 SWITCH BRAKE ACTUATION (ENGINE TIMING)	T25 SWITCH CLUTCH CONTROL (ENGINE CONTROL)

FUNCTIONS ON THE VEHICLE

Vehicle	alim.	kW	Date	Engine	 S10	 T10	 T20 - T23	 T22 - T25
---------	-------	----	------	--------	---	---	--	---

ENGINE				
1.9 TDI	Diesel	66	09/96-01/04	1Z, AHU, ALE, ALH

Engine	Information	S10	T10	T20 - T23	T22 - T25
Eng. 1Z, AHU, ALE	-> 01/06/98, -> ch. 9K-X-512 000, -> ch. 9KX512000, COL:grey, Conn. nr. 1, switch press. 0.9 bar, thread M10x1.0	7.0095			
Eng. 1Z	-> ch. 9K-X-512 000, COL:blue	7.0108			
Eng. ALH	COL:brown, Conn. nr. 1, spanner size 24, switch press. 0.55-0.85 bar, thread M10x1.0	7.0132			
Eng. 1Z, AHU, ALE	01/07/98 ->, ch. 9K-X-512 001 ->, ch. 9KX512801 ->, COL:blue, Conn. nr. 1, switch press. 0.15/0.35 bar, thread M10x1.0	7.0133			
Eng. 1Z, AHU, ALE	01/07/98 ->, ch. 9K-X-512 001 ->, ch. 9KX512001 ->, COL:grey, Conn. nr. 1, spanner size 24, switch press. 0.75-1.05 bar, thread M10x1.0	7.0134			
All engines	with adapter		7.6193		
Eng. 1Z	-> ch. 9K-2-550 000			7.1129	T20
All engines	Conn. nr. 4			7.1151	T20
Eng. 1Z	ch. 9K-3-500 001 ->			7.1230	T20

ENGINE				
60 1.4	Petrol	44	11/95-01/04	AEX, AKV, APQ, AUD

Engine	Information	S10	T10	T20 - T23	T22 - T25
Eng. AEX, AKV, APQ	-> 01/06/98, -> ch. 9KX512800, COL:blue, Conn. nr. 1, switch press. 0.25 bar, thread M10x1.0	7.0008			
Eng. AEX, AKV, APQ	01/07/98 ->, ch. 9KX512801 ->, COL:blue, Conn. nr. 1, switch press. 0.15/0.35 bar, thread M10x1.0	7.0133			
Eng. AUD	COL:green, Conn. nr. 1, spanner size 24, switch press. 0.3-0.6 bar, thread M10x1	7.0174			
All engines	Conn. nr. 2, spanner size 21, thread M12x1.5, without adapter		7.6125		
All engines	spanner size 22, thread M18x1.5		7.6126		
All engines	Conn. nr. 4			7.1151	T20

ENGINE				
75 1.6	Petrol	55	11/95-09/00	1F, AEE

Engine	Information	S10	T10	T20 - T23	T22 - T25
All engines	COL:blue, Conn. nr. 1, switch press. 0.25 bar, thread M10x1.0	7.0008			
All engines	Conn. nr. 2, spanner size 21, thread M12x1.5, without adapter		7.6125		
All engines	spanner size 22, thread M18x1.5		7.6126		
All engines	Conn. nr. 4			7.1151	T20

CADDY III

ENGINE				
1.0 TSI	Petrol	75	11/15->	CHZG

Engine	Information	S10	T10	T20 - T23	T22 - T25
All engines	COL:black, Conn. nr. 2, t.tnr. QXY/QXZ/QYA/QYE/QYF, t.tnr. QXZ/QYA/QYE/QYF/QYG, t.tnr. QYG/QYH/QYK/RAM/RAN, t.tnr. QYH/RAM/RAN, thread M12x1.5, without adapter		7.6215		
All engines	COL:brown, Conn. nr. 2, t.tnr. QMF/QQG/RGA, without adapter		7.6266		
All engines	COL:black, Conn. nr. 4			7.1232	T20
All engines	Conn. nr. 5				7.1309 T22

ENGINE				
1.2 TSI	Petrol	62	06/15->	CYVC

Engine	Information	S10	T10	T20 - T23	T22 - T25
All engines	COL:green, Conn. nr. 1, spanner size 24, switch press. 0.3-0.6 bar, thread M10x1	7.0174			
All engines	COL:black, Conn. nr. 2, t.tnr. QXY/QXZ/QYA/QYE/QYF, t.tnr. QYG/QYH/QYK/RAM/RAN, t.tnr. QYG/QYH/RAM/RAN, thread M12x1.5, without adapter		7.6215		
All engines	COL:brown, Conn. nr. 2, t.tnr. QMF/QQG/RGA, without adapter		7.6266		
All engines	COL:black, Conn. nr. 4			7.1232	T20
All engines	Conn. nr. 5				7.1309 T22

ENGINE				
1.2 TSI	Petrol	63	09/10-05/15	CBZA

Engine	Information	S10	T10	T20 - T23	T22 - T25
All engines	COL:green, Conn. nr. 1, switch press. 0.3-0.6 bar, thread M10x1	7.0196			
All engines	COL:black, Conn. nr. 2, thread M12x1.5, without adapter		7.6215		
All engines	COL:black, Conn. nr. 4			7.1232	T20
All engines					7.1309 T22

S10 OIL PRESSURE WARNING LIGHT SWITCH	T10 REVERSING LIGHT SWITCH	T20 BRAKE LIGHT SWITCH
T22 SWITCH CLUTCH CONTROL (CRUISE CONTROL)	T23 SWITCH BRAKE ACTUATION (ENGINE TIMING)	T25 SWITCH CLUTCH CONTROL (ENGINE CONTROL)

FUNCTIONS ON THE VEHICLE

Vehicle	alim.	kW	Date	Engine	 S10	 T10	 T20 - T23	 T22 - T25
---------	-------	----	------	--------	---	---	--	---

				ENGINE
1.2 TSI	Petrol	77	09/10-05/15	CBZB

Engine	Information	S10	T10	T20 - T23	T22 - T25
All engines	COL:green, Conn. nr. 1, switch press. 0.3-0.6 bar, thread M10x1	7.0196			
All engines	COL:black, Conn. nr. 2, thread M12x1.5, without adapter		7.6215		
All engines	COL:black, Conn. nr. 4			7.1232 T20	
All engines					7.1309 T22

				ENGINE
1.4	Petrol	55	03/04-05/06	BCA

Engine	Information	S10	T10	T20 - T23	T22 - T25
All engines	COL:green, Conn. nr. 1, spanner size 24, switch press. 0.3-0.6 bar, thread M10x1	7.0174			
All engines	COL:black, Conn. nr. 2, t.nr. GQR/JCS/HQS/JCY/KBN, t.nr. KBP/KRY, thread M12x1.5, without adapter		7.6215		
All engines	COL:brown, Conn. nr. 2, t.nr. FZT/FZU/GXZ/HFN/GUG, t.nr. JJS/JJT/JJW/JJW/KLK, t.nr. KBQ/KHH/KHS/KDM, without adapter		7.6266		
All engines	COL:black, Conn. nr. 4, LHD			7.1228 T20	
All engines					7.1309 T22

				ENGINE
1.4	Petrol	59	05/06-08/10	BUD

Engine	Information	S10	T10	T20 - T23	T22 - T25
All engines	COL:green, Conn. nr. 1, spanner size 24, switch press. 0.3-0.6 bar, thread M10x1	7.0174			
All engines	COL:black, Conn. nr. 2, t.nr. GQR/JCS/HQS/JCY/KBN, t.nr. KBP/KRY, thread M12x1.5, without adapter		7.6215		
All engines	COL:brown, Conn. nr. 2, t.nr. FZT/FZU/GXZ/HFN/GUG, t.nr. JJS/JJT/JJW/JJW/KLK, t.nr. KBQ/KHH/KHS/KDM, without adapter		7.6266		
All engines	COL:black, Conn. nr. 4			7.1228 T20	
All engines					7.1309 T22

				ENGINE
1.4 TGI CNG	Petrol/ Natural Gas (CNG)	81	06/15->	CPWA

Engine	Information	S10	T10	T20 - T23	T22 - T25
All engines	COL:green, Conn. nr. 1, spanner size 24, switch press. 0.3-0.6 bar, thread M10x1	7.0174			
All engines	COL:blue, Conn. nr. 2, switch press. 2.15-2.95 bar, thread M10x1.0	7.0192			
All engines	COL:black, Conn. nr. 2, t.nr. QWV/RNA, thread M12x1.5, without adapter		7.6215		
All engines	COL:brown, Conn. nr. 2, t.nr. NFX/NFZ/RMR, without adapter		7.6266		
All engines	COL:black, Conn. nr. 4			7.1232 T20	
All engines	Conn. nr. 5				7.1309 T22

				ENGINE
1.4 TSI	Petrol	92	05/15->	CZCB

Engine	Information	S10	T10	T20 - T23	T22 - T25
All engines	COL:green, Conn. nr. 1, spanner size 24, switch press. 0.3-0.6 bar, thread M10x1	7.0174			
All engines	COL:blue, Conn. nr. 2, switch press. 2.15-2.95 bar, thread M10x1.0	7.0192			
All engines	COL:black, Conn. nr. 2, t.nr. QWV/RNA, thread M12x1.5, without adapter		7.6215		
All engines	COL:brown, Conn. nr. 2, t.nr. NFX/NFZ/RMR, without adapter		7.6266		
All engines	COL:black, Conn. nr. 4			7.1232 T20	
All engines	Conn. nr. 5				7.1309 T22

				ENGINE
1.6	Petrol	74	03/05-05/15	BRY

Engine	Information	S10	T10	T20 - T23	T22 - T25
All engines		7.0135	7.6266	7.1229 T20	7.1309 T22

				ENGINE
1.6	Petrol	75	04/04-05/15	BGU, BSE, BSF

Engine	Information	S10	T10	T20 - T23	T22 - T25
All engines	COL:black, Conn. nr. 1, -servotronic steering, switch press. 1.2-1.6 bar, thread M10x1.0	7.0135			
All engines	COL:black, Conn. nr. 2, t.nr. GQR/JCS/HQS/JCY/KBN, t.nr. KBP/KRY, thread M12x1.5, without adapter		7.6215		
All engines	COL:brown, Conn. nr. 2, t.nr. FZT/FZU/GXZ/HFN/GUG, t.nr. JJS/JJT/JJW/JJW/KLK, t.nr. KBQ/KHH/KHS/KDM, without adapter		7.6266		
All engines	-> 01/05/06, -> ch. 2K6150000, COL:black, Conn. nr. 4, LHD			7.1228 T20	

S10	OIL PRESSURE WARNING LIGHT SWITCH	T10	REVERSING LIGHT SWITCH	T20	BRAKE LIGHT SWITCH
T22	SWITCH CLUTCH CONTROL (CRUISE CONTROL)	T23	SWITCH BRAKE ACTUATION (ENGINE TIMING)	T25	SWITCH CLUTCH CONTROL (ENGINE CONTROL)

FUNCTIONS ON THE VEHICLE

Vehicle	alim.	kW	Date	Engine	 S10	 T10	 T20 - T23	 T22 - T25
---------	-------	----	------	--------	---	---	--	---

ENGINE				
1.6	Petrol	75	04/04-05/15	BGU, BSE, BSF

Engine	Information	S10	T10	T20 - T23	T22 - T25
All engines	-> 01/05/06, -> ch. 2K6150000, Conn. nr. 4, RHD, thread M12x1.5			7.1229 T20	
All engines	01/06/06 ->, ch. 2K7000001 ->, COL:black, Conn. nr. 4			7.1232 T20	
All engines					7.1309 T22

ENGINE				
1.6	Petrol	81	11/15->	CWVA

Engine	Information	S10	T10	T20 - T23	T22 - T25
All engines	COL:green, Conn. nr. 1, spanner size 24, switch press. 0.3-0.6 bar, thread M10x1	7.0174			
All engines	COL:black, Conn. nr. 2, t.tnr. QXY/QXZ/QYA/QYE/QYF, t.tnr. QYG/QYH/QYK/RAM/RAN, thread M12x1.5, without adapter		7.6215		
All engines	COL:brown, Conn. nr. 2, t.tnr. QMF/QQG/RGA, without adapter		7.6266		
All engines	COL:black, Conn. nr. 4			7.1232 T20	
All engines	Conn. nr. 5				7.1309 T22

ENGINE				
1.6 [ARG]	Petrol	69	10/05->	UVC

Engine	Information	S10	T10	T20 - T23	T22 - T25
All engines	COL:white	7.0045			
All engines	COL:black	7.0149			
All engines			7.6266	7.1229 T20	

ENGINE				
1.6 BiFuel	Petrol/ Petroleum Gas (LPG)	75	05/11-05/15	BSF, CHGA

Engine	Information	S10	T10	T20 - T23	T22 - T25
All engines	COL:black, Conn. nr. 1, switch press. 1.2-1.6 bar, thread M10x1.0	7.0135			
All engines	COL:black, Conn. nr. 2, thread M12x1.5, without adapter		7.6215		
All engines	COL:brown, Conn. nr. 2, without adapter		7.6266		
All engines	COL:black, Conn. nr. 4			7.1232 T20	
All engines	Conn. nr. 5				7.1309 T22

ENGINE				
1.6 TDI	Diesel	55	08/10->	CAYE

Engine	Information	S10	T10	T20 - T23	T22 - T25
All engines	COL:green, Conn. nr. 1, spanner size 24, switch press. 0.3-0.6 bar, thread M10x1	7.0174			
All engines	COL:black, Conn. nr. 2, t.tnr. QXY/QXZ/QYA/QYE/QYF, t.tnr. QYG/QYH/QYK/RAM/RAN, t.tnr. QYG/QYH/RAM/RAN, thread M12x1.5, without adapter		7.6215		
All engines	COL:brown, Conn. nr. 2, t.tnr. QMF/QQG/RGA, without adapter		7.6266		
All engines	COL:black, Conn. nr. 4			7.1232 T20	
All engines	Conn. nr. 5				7.1309 T22

ENGINE				
1.6 TDI	Diesel	75	08/10->	CAYD

Engine	Information	S10	T10	T20 - T23	T22 - T25
All engines	COL:green, Conn. nr. 1, spanner size 24, switch press. 0.3-0.6 bar, thread M10x1	7.0174			
All engines	COL:black, Conn. nr. 2, t.tnr. QXY/QXZ/QYA/QYE/QYF, t.tnr. QYG/QYH/QYK/RAM/RAN, t.tnr. QYG/QYH/RAM/RAN, thread M12x1.5, without adapter		7.6215		
All engines	COL:brown, Conn. nr. 2, t.tnr. QMF/QQG/RGA, without adapter		7.6266		
All engines	COL:black, Conn. nr. 4			7.1232 T20	
All engines	Conn. nr. 5				7.1309 T22

ENGINE				
1.8 [ARG]	Petrol	72	10/05->	BUR

Engine	Information	S10	T10	T20 - T23	T22 - T25
All engines		7.0135	7.6266	7.1229 T20	

ENGINE				
1.9 TDI	Diesel	55	09/05-08/10	BSU

Engine	Information	S10	T10	T20 - T23	T22 - T25
All engines	COL:brown, Conn. nr. 1, spanner size 24, switch press. 0.55-0.85 bar, thread M10x1.0	7.0132			
All engines	COL:black, Conn. nr. 2, t.tnr. GQR/JCS/HQS/JCY/KBN, t.tnr. KBP/KRY, thread M12x1.5, without adapter		7.6215		

S10	OIL PRESSURE WARNING LIGHT SWITCH	T10	REVERSING LIGHT SWITCH	T20	BRAKE LIGHT SWITCH
T22	SWITCH CLUTCH CONTROL (CRUISE CONTROL)	T23	SWITCH BRAKE ACTUATION (ENGINE TIMING)	T25	SWITCH CLUTCH CONTROL (ENGINE CONTROL)

FUNCTIONS ON THE VEHICLE

Vehicle	alim.	kW	Date	Engine	 S10	 T10	 T20 - T23	 T22 - T25
---------	-------	----	------	--------	---	---	--	---

				ENGINE
1.9 TDI	Diesel	55	09/05-08/10	BSU

Engine	Information	S10	T10	T20 - T23	T22 - T25
All engines	COL:brown, Conn. nr. 2, t.nr. FZT/FZU/GXZ/HFN/GUG, t.nr. JJS/JJT/JJW/JJV/KLK, t.nr. KBQ/KHH/KHS/KDM, without adapter		7.6266		
All engines	COL:black, Conn. nr. 4, LHD			7.1228 T20	
All engines	Conn. nr. 4, RHD, thread M12x1.5			7.1229 T20	
All engines					7.1309 T22

				ENGINE
1.9 TDI	Diesel	77	04/04-08/10	BJB, BLS

Engine	Information	S10	T10	T20 - T23	T22 - T25
All engines	COL:brown, Conn. nr. 1, spanner size 24, switch press. 0.55-0.85 bar, thread M10x1.0	7.0132			
All engines	COL:black, Conn. nr. 2, t.nr. GQR/JCS/HQS/JCY/KBN, t.nr. KBP/KRY, thread M12x1.5, without adapter		7.6215		
All engines	COL:brown, Conn. nr. 2, t.nr. FZT/FZU/GXZ/HFN/GUG, t.nr. JJS/JJT/JJW/JJV/KLK, t.nr. KBQ/KHH/KHS/KDM, without adapter		7.6266		
All engines	COL:black, Conn. nr. 4, LHD			7.1228 T20	
All engines	Conn. nr. 4, RHD, thread M12x1.5			7.1229 T20	
All engines					7.1309 T22

				ENGINE
1.9 TDI [ARG]	Diesel	47	10/05->	1Y

Engine	Information	S10	T10	T20 - T23	T22 - T25
All engines	COL:grey	7.0095			
All engines	COL:blue	7.0108			
All engines			7.6266	7.1229 T20	

				ENGINE
1.9 TDI 4motion	Diesel	77	05/08-08/10	BLS

Engine	Information	S10	T10	T20 - T23	T22 - T25
All engines	COL:brown, Conn. nr. 1, spanner size 24, switch press. 0.55-0.85 bar, thread M10x1.0	7.0132			
All engines	COL:black, Conn. nr. 2, t.nr. GQR/JCS/HQS/JCY/KBN, t.nr. KBP/KRY, thread M12x1.5, without adapter		7.6215		
All engines	COL:brown, Conn. nr. 2, t.nr. FZT/FZU/GXZ/HFN/GUG, t.nr. JJS/JJT/JJW/JJV/KLK, t.nr. KBQ/KHH/KHS/KDM, t.nr. KBQ/KHH/KHS/LJL/KNR, t.nr. MBT/MHR/LBT/LBU, without adapter		7.6266		
All engines	COL:black, Conn. nr. 4, LHD			7.1228 T20	
All engines	Conn. nr. 4, RHD, thread M12x1.5			7.1229 T20	
All engines					7.1309 T22

				ENGINE
2.0 EcoFuel	CNG	80	04/06-05/15	BSX

Engine	Information	S10	T10	T20 - T23	T22 - T25
All engines	COL:black, Conn. nr. 1, switch press. 1.2-1.6 bar, thread M10x1.0	7.0135			
All engines	COL:black, Conn. nr. 2, t.nr. GQR/JCS/HQS/JCY/KBN, t.nr. KBP/KRY, thread M12x1.5, without adapter		7.6215		
All engines	COL:brown, Conn. nr. 2, t.nr. FZT/FZU/GXZ/HFN/GUG, t.nr. JJS/JJT/JJW/JJV/KLK, t.nr. KBQ/KHH/KHS/KDM, without adapter		7.6266		
All engines	-> 01/05/06, ->ch. 2K6150000, COL:black, Conn. nr. 4, LHD			7.1228 T20	
All engines	-> 01/05/06, ->ch. 2K6150000, Conn. nr. 4, RHD, thread M12x1.5			7.1229 T20	
All engines	01/06/06 ->, ch. 2K7000001 ->, COL:black, Conn. nr. 4			7.1232 T20	
All engines					7.1309 T22

				ENGINE
2.0 SDI	Diesel	51	03/04-08/10	BDJ, BST

Engine	Information	S10	T10	T20 - T23	T22 - T25
All engines	COL:brown, Conn. nr. 1, spanner size 24, switch press. 0.55-0.85 bar, thread M10x1.0	7.0132			
All engines	COL:black, Conn. nr. 2, t.nr. GQR/JCS/HQS/JCY/KBN, t.nr. KBP/KRY, thread M12x1.5, without adapter		7.6215		
All engines	COL:brown, Conn. nr. 2, t.nr. FZT/FZU/GXZ/HFN/GUG, t.nr. JJS/JJT/JJW/JJV/KLK, t.nr. KBQ/KHH/KHS/KDM, without adapter		7.6266		
All engines	COL:black, Conn. nr. 4, LHD			7.1228 T20	
All engines	Conn. nr. 4, RHD, thread M12x1.5			7.1229 T20	
All engines					7.1309 T22

S10 OIL PRESSURE WARNING LIGHT SWITCH	T10 REVERSING LIGHT SWITCH	T20 BRAKE LIGHT SWITCH
T22 SWITCH CLUTCH CONTROL (CRUISE CONTROL)	T23 SWITCH BRAKE ACTUATION (ENGINE TIMING)	T25 SWITCH CLUTCH CONTROL (ENGINE CONTROL)

FUNCTIONS ON THE VEHICLE

Vehicle	alim.	kW	Date	Engine	 S10	 T10	 T20 - T23	 T22 - T25
---------	-------	----	------	--------	---	---	--	---

ENGINE				
2.0 TDI	Diesel	103	09/07->	BMM, CFHC, CLCB

Engine	Information	S10	T10	T20 - T23	T22 - T25
Eng. BMM	COL: brown, Conn. nr. 1, spanner size 24, switch press. 0.55-0.85 bar, thread M10x1.0	7.0132			
Eng. CFHC		7.0139			
Eng. CFHC, CLCB	COL: green, Conn. nr. 1, spanner size 24, switch press. 0.3-0.6 bar, thread M10x1	7.0174			
All engines	COL: black, Conn. nr. 2, t.nr. GQR/JCS/HQS/JCY/KBN, t.nr. KBP/KRY, t.nr. QWV/RNA, thread M12x1.5, without adapter		7.6215		
All engines	COL: brown, Conn. nr. 2, t.nr. FZT/FZU/GXZ/HFN/GUG, t.nr. JJS/JJT/JJW/JJV/KLK, t.nr. KBQ/KHH/KHS/KDM, t.nr. NFX/NFZ/RMR, without adapter		7.6266		
Eng. BMM	COL: black, Conn. nr. 4, LHD			7.1228	T20
Eng. BMM	Conn. nr. 4, RHD, thread M12x1.5			7.1229	T20
Eng. CFHC, CLCB	COL: black, Conn. nr. 4			7.1232	T20
All engines	Conn. nr. 5				7.1309 T22

ENGINE				
2.0 TDI	Diesel	110	05/15->	CUUB, DFSB

Engine	Information	S10	T10	T20 - T23	T22 - T25
All engines	COL: black, Conn. nr. 2, t.nr. QWV/RNA, thread M12x1.5, without adapter		7.6215		
All engines	COL: brown, Conn. nr. 2, t.nr. NFX/NFZ/RMR, without adapter		7.6266		
All engines	COL: black, Conn. nr. 4			7.1232	T20
All engines	Conn. nr. 5				7.1309 T22

ENGINE				
2.0 TDI	Diesel	125	05/12-05/15	CFJA

Engine	Information	S10	T10	T20 - T23	T22 - T25
All engines		7.0139			7.1309 T22
All engines	COL: green, Conn. nr. 1, spanner size 24, switch press. 0.3-0.6 bar, thread M10x1	7.0174			
All engines	COL: black		7.6215		
All engines	COL: brown		7.6266		
All engines	COL: black, Conn. nr. 4			7.1232	T20

ENGINE				
2.0 TDI	Diesel	55	05/15->	CUUF, DFSC, DFSF

Engine	Information	S10	T10	T20 - T23	T22 - T25
All engines	COL: black, Conn. nr. 2, t.nr. QXY/QXZ/QYA/QYE/QYF, t.nr. QYG/QYH/RAM/RAN, thread M12x1.5, without adapter		7.6215		
All engines	COL: brown, Conn. nr. 2, t.nr. QMF/QQG/RGA, without adapter		7.6266		
All engines	COL: black, Conn. nr. 4			7.1232	T20
All engines	Conn. nr. 5				7.1309 T22

ENGINE				
2.0 TDI	Diesel	62	11/10-05/15	CFHE

Engine	Information	S10	T10	T20 - T23	T22 - T25
All engines	COL: green, Conn. nr. 1, spanner size 24, switch press. 0.3-0.6 bar, thread M10x1	7.0174			
All engines	COL: black, Conn. nr. 2, thread M12x1.5, without adapter		7.6215		
All engines	COL: black, Conn. nr. 4			7.1232	T20
All engines					7.1309 T22

ENGINE				
2.0 TDI	Diesel	75	05/15->	CUUD, DFSD

Engine	Information	S10	T10	T20 - T23	T22 - T25
All engines	COL: black, Conn. nr. 2, t.nr. QXY/QXZ/QYA/QYE/QYF, t.nr. QYG/QYH/QYK/RAM/RAN, t.nr. QYG/QYH/RAM/RAN, thread M12x1.5, without adapter		7.6215		
All engines	COL: brown, Conn. nr. 2, t.nr. QMF/QQG/RGA, without adapter		7.6266		
All engines	COL: black, Conn. nr. 4			7.1232	T20
All engines	Conn. nr. 5				7.1309 T22

ENGINE				
2.0 TDI	Diesel	81	08/10->	CLCA

Engine	Information	S10	T10	T20 - T23	T22 - T25
All engines		7.0139			7.1309 T22
All engines	COL: green, Conn. nr. 1, spanner size 24, switch press. 0.3-0.6 bar, thread M10x1	7.0174			
All engines	COL: black, Conn. nr. 2, thread M12x1.5, without adapter		7.6215		
All engines	COL: brown		7.6266		
All engines	COL: black, Conn. nr. 4			7.1232	T20

S10 OIL PRESSURE WARNING LIGHT SWITCH	T10 REVERSING LIGHT SWITCH	T20 BRAKE LIGHT SWITCH
T22 SWITCH CLUTCH CONTROL (CRUISE CONTROL)	T23 SWITCH BRAKE ACTUATION (ENGINE TIMING)	T25 SWITCH CLUTCH CONTROL (ENGINE CONTROL)

FUNCTIONS ON THE VEHICLE

Vehicle	alim.	kW	Date	Engine	 S10	 T10	 T20 - T23	 T22 - T25
---------	-------	----	------	--------	---	---	--	---

				ENGINE
2.0 TDI 16V	Diesel	103	11/10-05/15	CFHC, CLCB

Engine	Information	S10	T10	T20 - T23	T22 - T25
Eng. CFHC		7.0139			
All engines	COL:green, Conn. nr. 1, spanner size 24, switch press. 0.3-0.6 bar, thread M10x1	7.0174			
All engines	COL:black, Conn. nr. 2, thread M12x1.5, without adapter		7.6215		
All engines	COL:brown, Conn. nr. 2, without adapter		7.6266		
All engines	COL:black, Conn. nr. 4			7.1232	T20
All engines	Conn. nr. 5				7.1309 T22

				ENGINE
2.0 TDI 16V 4motion	Diesel	103	11/10-05/15	CFHC

Engine	Information	S10	T10	T20 - T23	T22 - T25
All engines		7.0139			7.1309 T22
All engines	COL:green, Conn. nr. 1, spanner size 24, switch press. 0.3-0.6 bar, thread M10x1	7.0174			
All engines	COL:black, Conn. nr. 2, thread M12x1.5, without adapter		7.6215		
All engines	COL:brown		7.6266		
All engines	COL:black, Conn. nr. 4			7.1232	T20

				ENGINE
2.0 TDI 4motion	Diesel	103	05/15->	CFHC

Engine	Information	S10	T10	T20 - T23	T22 - T25
All engines		7.0139			7.1309 T22
All engines	COL:green, Conn. nr. 1, spanner size 24, switch press. 0.3-0.6 bar, thread M10x1	7.0174			
All engines	COL:black		7.6215		
All engines	COL:brown		7.6266		
All engines	COL:black, Conn. nr. 4			7.1232	T20

				ENGINE
2.0 TDI 4motion	Diesel	110	11/15->	DFSB

Engine	Information	S10	T10	T20 - T23	T22 - T25
All engines	COL:black		7.6215		
All engines	COL:brown		7.6266		
All engines	COL:black, Conn. nr. 4			7.1232	T20
All engines					7.1309 T22

				ENGINE
2.0 TDI 4motion	Diesel	55	11/15->	DFSB, DFSC

Engine	Information	S10	T10	T20 - T23	T22 - T25
All engines	COL:black, Conn. nr. 2, t.tnr. QXF/QXZ/QYA/QYE/QYF, t.tnr. QYG/QYH/RAM/RAN, thread M12x1.5, without adapter		7.6215		
All engines	COL:brown, Conn. nr. 2, t.tnr. QMF/QQG/RGA, without adapter		7.6266		
All engines	COL:black, Conn. nr. 4			7.1232	T20
All engines	Conn. nr. 5				7.1309 T22

				ENGINE
2.0 TDI 4motion	Diesel	62	12/10-05/15	CFHE

Engine	Information	S10	T10	T20 - T23	T22 - T25
All engines	COL:green, Conn. nr. 1, spanner size 24, switch press. 0.3-0.6 bar, thread M10x1	7.0174			
All engines	COL:black, Conn. nr. 2, thread M12x1.5, without adapter		7.6215		
All engines	COL:black, Conn. nr. 4			7.1232	T20
All engines					7.1309 T22

				ENGINE
2.0 TDI 4motion	Diesel	81	08/10->	CFHF





Engine	Information	S10	T10	T20 - T23	T22 - T25
All engines		7.0139			
All engines	COL:green, Conn. nr. 1, spanner size 24, switch press. 0.3-0.6 bar, thread M10x1	7.0174			
All engines	COL:black, Conn. nr. 2, thread M12x1.5, without adapter		7.6215		
All engines	COL:brown, Conn. nr. 2, t.tnr. MRV/NFQ/QFY, t.tnr. MRV/NFZ/QFY, without adapter		7.6266		
All engines	COL:black, Conn. nr. 4			7.1232	T20
All engines	Conn. nr. 5				7.1309 T22

				ENGINE
2.0 TDI 4motion	Diesel	90	05/15->	CUUE, DFSE

Engine	Information	S10	T10	T20 - T23	T22 - T25
Eng. DFSE	COL:black		7.6215		

S10	OIL PRESSURE WARNING LIGHT SWITCH	T10	REVERSING LIGHT SWITCH	T20	BRAKE LIGHT SWITCH
T22	SWITCH CLUTCH CONTROL (CRUISE CONTROL)	T23	SWITCH BRAKE ACTUATION (ENGINE TIMING)	T25	SWITCH CLUTCH CONTROL (ENGINE CONTROL)

FUNCTIONS ON THE VEHICLE

Vehicle	alim.	kW	Date	Engine	 S10	 T10	 T20 - T23	 T22 - T25
---------	-------	----	------	--------	---	---	--	---

				ENGINE
2.0 TDI 4motion	Diesel	90	05/15->	CUUE, DFSE

Engine	Information	S10	T10	T20 - T23	T22 - T25
All engines	COL:brown, Conn. nr. 2, t.tnr. MRV/NFO/QFY, without adapter		7.6266		
All engines	COL:black, Conn. nr. 4			7.1232 T20	
All engines	Conn. nr. 5				7.1309 T22

				ENGINE
1.9 TDi	Diesel	62	11/04-11/09	BRR

Engine	Information	S10	T10	T20 - T23	T22 - T25
All engines	COL:black, Conn. nr. 2, thread M12x1.5, without adapter		7.6215		
All engines	Conn. nr. 4			7.1151 T20	
All engines	COL:white, Conn. nr. 4				7.1220 T22

				ENGINE
1.9 TDi	Diesel	63	11/04-11/09	AXC

Engine	Information	S10	T10	T20 - T23	T22 - T25
All engines	COL:brown, Conn. nr. 1, spanner size 24, switch press. 0.55-0.85 bar, thread M10x1.0	7.0132			
All engines	COL:black, Conn. nr. 2, thread M12x1.5, without adapter		7.6215		
All engines	Conn. nr. 4			7.1151 T20	
All engines	COL:white, Conn. nr. 4				7.1220 T22

				ENGINE
1.9 TDi	Diesel	75	03/04-11/09	BRS

Engine	Information	S10	T10	T20 - T23	T22 - T25
All engines	COL:brown, Conn. nr. 1, spanner size 24, switch press. 0.55-0.85 bar, thread M10x1.0	7.0132			
All engines	COL:black, Conn. nr. 2, thread M12x1.5, without adapter		7.6215		
All engines	Conn. nr. 4			7.1151 T20	
All engines	COL:white, Conn. nr. 4				7.1220 T22

				ENGINE
1.9 TDi	Diesel	77	03/04-11/09	AXB

Engine	Information	S10	T10	T20 - T23	T22 - T25
All engines	COL:brown, Conn. nr. 1, spanner size 24, switch press. 0.55-0.85 bar, thread M10x1.0	7.0132			
All engines	COL:black, Conn. nr. 2, thread M12x1.5, without adapter		7.6215		
All engines	Conn. nr. 4			7.1151 T20	
All engines	COL:white, Conn. nr. 4				7.1220 T22

				ENGINE
2.0 TDi	Diesel	100	05/10-08/15	CCHB

Engine	Information	S10	T10	T20 - T23	T22 - T25
All engines	COL:green, Conn. nr. 1, spanner size 24, switch press. 0.3-0.6 bar, thread M10x1	7.0174			
All engines	COL:brown, Conn. nr. 2, without adapter		7.6266		
All engines	COL:black, Conn. nr. 4			7.1232 T20	
All engines	COL:white, Conn. nr. 4				7.1220 T22

				ENGINE
2.0 TDi BlueMotion	Diesel	103	04/15->	CAAC

Engine	Information	S10	T10	T20 - T23	T22 - T25
All engines	COL:green, Conn. nr. 1, spanner size 24, switch press. 0.3-0.6 bar, thread M10x1	7.0174			
All engines	COL:brown, Conn. nr. 2, without adapter		7.6266		
All engines	COL:black, Conn. nr. 4			7.1232 T20	
All engines	COL:white, Conn. nr. 4				7.1220 T22

				ENGINE
2.0 TDi BlueMotion	Diesel	110	04/15->	CXFA, CXHA

Engine	Information	S10	T10	T20 - T23	T22 - T25
All engines	COL:brown, Conn. nr. 2, without adapter		7.6266		
All engines	COL:black, Conn. nr. 4			7.1232 T20	
All engines	COL:white, Conn. nr. 4				7.1220 T22

				ENGINE
2.0 TDi BlueMotion	Diesel	150	06/15->	CXEB

Engine	Information	S10	T10	T20 - T23	T22 - T25
All engines	COL:brown, Conn. nr. 2, without adapter		7.6266		
All engines	COL:black, Conn. nr. 4			7.1232 T20	
All engines	COL:white, Conn. nr. 4				7.1220 T22

S10 OIL PRESSURE WARNING LIGHT SWITCH	T10 REVERSING LIGHT SWITCH	T20 BRAKE LIGHT SWITCH
T22 SWITCH CLUTCH CONTROL (CRUISE CONTROL)	T23 SWITCH BRAKE ACTUATION (ENGINE TIMING)	T25 SWITCH CLUTCH CONTROL (ENGINE CONTROL)

FUNCTIONS ON THE VEHICLE

Vehicle	alim.	kW	Date	Engine	 S10	 T10	 T20 - T23	 T22 - T25
---------	-------	----	------	--------	---	---	--	---

				ENGINE
2.0 TDi BlueMotion	Diesel	75	04/15->	CAAB, CXGB

Engine	Information	S10	T10	T20 - T23	T22 - T25
Eng. CAAB	COL:green, Conn. nr. 1, spanner size 24, switch press. 0.3-0.6 bar, thread M10x1	7.0174			
All engines	COL:black, Conn. nr. 2, thread M12x1.5, without adapter		7.6215		
All engines	COL:black, Conn. nr. 4			7.1232	T20
All engines	COL:white, Conn. nr. 4				7.1220 T22

				ENGINE
2.0 TSi BlueMotion	Petrol	110	04/15->	CJKB

Engine	Information	S10	T10	T20 - T23	T22 - T25
All engines	COL:black, Conn. nr. 1, switch press. 1.2-1.6 bar, thread M10x1.0	7.0135			
All engines	COL:brown, Conn. nr. 2, without adapter		7.6266		
All engines	COL:black, Conn. nr. 4			7.1232	T20
All engines	COL:white, Conn. nr. 4				7.1220 T22

				ENGINE
2.0 TSi BlueMotion	Petrol	150	04/15->	CJKA

Engine	Information	S10	T10	T20 - T23	T22 - T25
All engines	COL:black, Conn. nr. 1, switch press. 1.2-1.6 bar, thread M10x1.0	7.0135			
All engines	COL:black, Conn. nr. 4			7.1232	T20

				ENGINE
2.5 TDi	Diesel	128	03/04-11/09	AXE, BPC

Engine	Information	S10	T10	T20 - T23	T22 - T25
All engines	COL:grey, Conn. nr. 1, spanner size 24, switch press. 0.75-1.05 bar, thread M10x1.0	7.0134			
All engines	COL:brown, Conn. nr. 2, without adapter		7.6266		
All engines	Conn. nr. 4			7.1151	T20
All engines	COL:white, Conn. nr. 4				7.1220 T22

				ENGINE
2.5 TDi	Diesel	96	03/04-11/09	AXD, BNZ

Engine	Information	S10	T10	T20 - T23	T22 - T25
All engines	COL:grey, Conn. nr. 1, spanner size 24, switch press. 0.75-1.05 bar, thread M10x1.0	7.0134			
All engines	COL:brown, Conn. nr. 2, without adapter		7.6266		
All engines	Conn. nr. 4			7.1151	T20
All engines	COL:white, Conn. nr. 4				7.1220 T22

CARAVELLE

				ENGINE
2.0 EcoFuel	CNG	85	01/06-03/14	AXACNG

Engine	Information	S10	T10	T20 - T23	T22 - T25
All engines	COL:grey, Conn. nr. 1, spanner size 24, switch press. 0.75-1.05 bar, thread M10x1.0	7.0134			
All engines	COL:black, Conn. nr. 2, thread M12x1.5, without adapter		7.6215		
All engines	-> 01/10/09 -> ch. 7HA050000, -> ch. 7JA010000, Conn. nr. 4			7.1151	T20
All engines	01/11/09 -> ch. 7HA200001 -> ch. 7JA200001 ->, COL:black, Conn. nr. 4			7.1232	T20
All engines	COL:blue, Conn. nr. 4				7.1220 T22

				ENGINE
2.0 TDi	Diesel	85	05/11-08/15	CSDA

Engine	Information	S10	T10	T20 - T23	T22 - T25
All engines	COL:black, Conn. nr. 4			7.1232	T20

				ENGINE
3.2	Petrol	170	11/03-11/09	BDL

Engine	Information	S10	T10	T20 - T23	T22 - T25
All engines	COL:white, Conn. nr. 4				7.1220 T22

CC

				ENGINE
1.4 TSI	Petrol	110	05/15-12/16	CZDA

Engine	Information	S10	T10	T20 - T23	T22 - T25
All engines	COL:blue, Conn. nr. 2, switch press. 2.15-2.95 bar, thread M10x1.0	7.0192			
All engines	COL:brown, Conn. nr. 2, without adapter		7.6266		
All engines	COL:black, Conn. nr. 4			7.1232	T20
All engines					7.1311 T22

S10	OIL PRESSURE WARNING LIGHT SWITCH	T10	REVERSING LIGHT SWITCH	T20	BRAKE LIGHT SWITCH
T22	SWITCH CLUTCH CONTROL (CRUISE CONTROL)	T23	SWITCH BRAKE ACTUATION (ENGINE TIMING)	T25	SWITCH CLUTCH CONTROL (ENGINE CONTROL)

FUNCTIONS ON THE VEHICLE

Vehicle	alim.	kW	Date	Engine	 S10	 T10	 T20 - T23	 T22 - T25
---------	-------	----	------	--------	---	---	--	---

ENGINE				
1.4 TSI	Petrol	118	11/11-12/16	CKMA, CTHD

Engine	Information	S10	T10	T20 - T23	T22 - T25
All engines	COL:green, Conn. nr. 1, switch press. 0.3-0.6 bar, thread M10x1	7.0196			
All engines	COL:black, Conn. nr. 2, t.tnr. KWB, thread M12x1.5, without adapter		7.6215		
All engines	COL:brown, Conn. nr. 2, without adapter		7.6266		
All engines	COL:black, Conn. nr. 4			7.1232 T20	
All engines					7.1311 T22

ENGINE				
1.4 TSI MultiFuel	Petrol/ Ethanol	118	11/11-12/16	CKMA

Engine	Information	S10	T10	T20 - T23	T22 - T25
All engines	COL:green, Conn. nr. 1, switch press. 0.3-0.6 bar, thread M10x1	7.0196			
All engines	COL:brown, Conn. nr. 2, without adapter		7.6266		
All engines	COL:black, Conn. nr. 4			7.1232 T20	
All engines					7.1311 T22

ENGINE				
1.8 TSI	Petrol	112	11/11-12/16	CDAB

Engine	Information	S10	T10	T20 - T23	T22 - T25
All engines	COL:brown, Conn. nr. 1, spanner size 24, switch press. 0.55-0.85 bar, thread M10x1.0	7.0132			
All engines	COL:blue, Conn. nr. 2, switch press. 2.15-2.95 bar, thread M10x1.0	7.0192			
All engines	COL:brown, Conn. nr. 2, without adapter		7.6266		
All engines	COL:black, Conn. nr. 4			7.1232 T20	
All engines					7.1311 T22

ENGINE				
1.8 TSI	Petrol	118	11/11-12/16	CDA A

Engine	Information	S10	T10	T20 - T23	T22 - T25
All engines	COL:brown, Conn. nr. 1, spanner size 24, switch press. 0.55-0.85 bar, thread M10x1.0	7.0132			
All engines	COL:blue, Conn. nr. 2, switch press. 2.15-2.95 bar, thread M10x1.0	7.0192			
All engines	COL:brown, Conn. nr. 2, without adapter		7.6266		
All engines	COL:black, Conn. nr. 4			7.1232 T20	
All engines					7.1311 T22

ENGINE				
2.0 TDI	Diesel	100	11/11-12/16	CFFA

Engine	Information	S10	T10	T20 - T23	T22 - T25
All engines	COL:green, Conn. nr. 1, spanner size 24, switch press. 0.3-0.6 bar, thread M10x1	7.0174			
All engines	COL:brown, Conn. nr. 2, without adapter		7.6266		
All engines	COL:black, Conn. nr. 4			7.1232 T20	
All engines					7.1311 T22

ENGINE				
2.0 TDI	Diesel	103	11/11-12/16	CFFB

Engine	Information	S10	T10	T20 - T23	T22 - T25
All engines	COL:green, Conn. nr. 1, spanner size 24, switch press. 0.3-0.6 bar, thread M10x1	7.0174			
All engines	COL:brown, Conn. nr. 2, without adapter		7.6266		
All engines	COL:black, Conn. nr. 4			7.1232 T20	
All engines					7.1311 T22

ENGINE				
2.0 TDI	Diesel	110	05/15-12/16	CUVC





Engine	Information	S10	T10	T20 - T23	T22 - T25
All engines	COL:brown, Conn. nr. 2, without adapter		7.6266		
All engines	COL:black, Conn. nr. 4			7.1232 T20	
All engines					7.1311 T22

ENGINE				
2.0 TDI	Diesel	125	11/11-12/16	CFGB, CLLA

Engine	Information	S10	T10	T20 - T23	T22 - T25
All engines	COL:green, Conn. nr. 1, spanner size 24, switch press. 0.3-0.6 bar, thread M10x1	7.0174			
All engines	COL:brown, Conn. nr. 2, t.tnr. NGD, without adapter		7.6266		
All engines	COL:black, Conn. nr. 4			7.1232 T20	
All engines					7.1311 T22

S10 OIL PRESSURE WARNING LIGHT SWITCH	T10 REVERSING LIGHT SWITCH	T20 BRAKE LIGHT SWITCH
T22 SWITCH CLUTCH CONTROL (CRUISE CONTROL)	T23 SWITCH BRAKE ACTUATION (ENGINE TIMING)	T25 SWITCH CLUTCH CONTROL (ENGINE CONTROL)

FUNCTIONS ON THE VEHICLE

Vehicle	alim.	kW	Date	Engine	 S10	 T10	 T20 - T23	 T22 - T25
ENGINE								
2.0 TDI	Diesel	130	12/12-12/16	CFGC				
Engine	Information			S10	T10	T20 - T23	T22 - T25	
All engines	COL:green, Conn. nr. 1, spanner size 24, switch press. 0.3-0.6 bar, thread M10x1			7.0174				
All engines	COL:brown, Conn. nr. 2, without adapter				7.6266			
All engines	COL:black, Conn. nr. 4					7.1232	T20	
All engines							7.1311	T22
ENGINE								
2.0 TDI	Diesel	135	05/15-12/16	CUWA				
Engine	Information			S10	T10	T20 - T23	T22 - T25	
All engines	COL:brown, Conn. nr. 2, without adapter				7.6266			
All engines	COL:black, Conn. nr. 4					7.1232	T20	
All engines							7.1311	T22
ENGINE								
2.0 TDI 4motion	Diesel	103	11/11-12/16	CFFB				
Engine	Information			S10	T10	T20 - T23	T22 - T25	
All engines	COL:green, Conn. nr. 1, spanner size 24, switch press. 0.3-0.6 bar, thread M10x1			7.0174				
All engines	COL:brown, Conn. nr. 2, without adapter				7.6266			
All engines	COL:black, Conn. nr. 4					7.1232	T20	
All engines							7.1311	T22
ENGINE								
2.0 TDI 4motion	Diesel	125	11/11-01/13	CFGB				
Engine	Information			S10	T10	T20 - T23	T22 - T25	
All engines	COL:green, Conn. nr. 1, spanner size 24, switch press. 0.3-0.6 bar, thread M10x1			7.0174				
All engines	COL:black				7.6215			
All engines	COL:brown				7.6266			
All engines	COL:black, Conn. nr. 4					7.1232	T20	
All engines							7.1311	T22
ENGINE								
2.0 TDI 4motion	Diesel	130	12/12-12/16	CFGC				
Engine	Information			S10	T10	T20 - T23	T22 - T25	
All engines	COL:green, Conn. nr. 1, spanner size 24, switch press. 0.3-0.6 bar, thread M10x1			7.0174				
All engines	COL:black				7.6215			
All engines	COL:brown				7.6266			
All engines	COL:black, Conn. nr. 4					7.1232	T20	
All engines							7.1311	T22
ENGINE								
2.0 TSI	Petrol	147	11/11->	CBFA, CCTA				
Engine	Information			S10	T10	T20 - T23	T22 - T25	
All engines				7.0135		7.1232	T20	7.1311 T22
All engines	COL:black				7.6215			
All engines	COL:brown				7.6266			
ENGINE								
2.0 TSI	Petrol	155	11/11-12/16	CCZB				
Engine	Information			S10	T10	T20 - T23	T22 - T25	
All engines	COL:brown, Conn. nr. 1, spanner size 24, switch press. 0.55-0.85 bar, thread M10x1.0			7.0132				
All engines	COL:blue, Conn. nr. 2, switch press. 2.15-2.95 bar, thread M10x1.0			7.0192				
All engines	COL:brown, Conn. nr. 2, without adapter				7.6266			
All engines	COL:black, Conn. nr. 4					7.1232	T20	
All engines							7.1311	T22
ENGINE								
3.6 FSI	Petrol	206	11/11->	CNNA				
Engine	Information			S10	T10	T20 - T23	T22 - T25	
All engines				7.0134		7.1232	T20	
All engines	COL:black				7.6215			
All engines	COL:brown				7.6266			
All engines	-> 01/11/15						7.1311	T22

S10	OIL PRESSURE WARNING LIGHT SWITCH	T10	REVERSING LIGHT SWITCH	T20	BRAKE LIGHT SWITCH
T22	SWITCH CLUTCH CONTROL (CRUISE CONTROL)	T23	SWITCH BRAKE ACTUATION (ENGINE TIMING)	T25	SWITCH CLUTCH CONTROL (ENGINE CONTROL)

Vehicle	alim.	kW	Date	Engine	 S10	 T10	 T20 - T23	 T22 - T25
---------	-------	----	------	--------	---	---	--	---

				ENGINE
3.6 FSI 4motion	Petrol	220	11/11-12/16	BWS

Engine	Information	S10	T10	T20 - T23	T22 - T25
All engines	COL:grey, Conn. nr. 1, switch press. 0.75-1.05 bar, thread M10x1.0	7.0134			
All engines	COL:black, Conn. nr. 4			7.1232 T20	
All engines	-> 01/11/15				7.1311 T22

				ENGINE
1.8 16V	Petrol	100	04/89-07/92	KR

Engine	Information	S10	T10	T20 - T23	T22 - T25
All engines	COL:white	7.0045			
All engines	COL:black	7.0046			
All engines	COL:grey	7.0095			
All engines	COL:blue	7.0108			
All engines			7.6193	7.1055 T20	

				ENGINE
1.8 G60	Petrol	118	09/88-09/93	PG

Engine	Information	S10	T10	T20 - T23	T22 - T25
All engines	COL:white	7.0045			
All engines	COL:black	7.0046			
All engines	COL:grey	7.0095			
All engines	COL:blue	7.0108			
All engines			7.6193	7.1055 T20	

				ENGINE
2.0 i	Petrol	85	04/93-12/95	2E, ADY

Engine	Information	S10	T10	T20 - T23	T22 - T25
All engines	COL:white	7.0045			
All engines	COL:black	7.0046			
All engines	COL:grey	7.0095			
All engines	COL:blue	7.0108			
All engines			7.6193	7.1055 T20	

				ENGINE
2.0 i 16V	Petrol	100	08/91-12/95	9A

Engine	Information	S10	T10	T20 - T23	T22 - T25
All engines	COL:white	7.0045			
All engines	COL:black	7.0046			
All engines	COL:grey	7.0095			
All engines	COL:blue	7.0108			
All engines			7.6193	7.1055 T20	

				ENGINE
2.9 VR6	Petrol	140	08/91-12/95	ABV

Engine	Information	S10	T10	T20 - T23	T22 - T25
All engines	COL:black	7.0046			
All engines	COL:blue	7.0108			
All engines			7.6193	7.1055 T20	

				ENGINE
2.0 TDI	Diesel	100	05/11-12/16	CKTC




Engine	Information	S10	T10	T20 - T23	T22 - T25
All engines	COL:green, Conn. nr. 1, spanner size 24, switch press. 0.3-0.6 bar, thread M10x1	7.0174			
All engines			7.6339		7.1222 T22
All engines	01/02/12 ->, 01/06/12 ->			7.1215 T20	
All engines	-> 01/01/12, -> 01/05/12, Conn. nr. 4			7.1252 T20	

				ENGINE
2.0 TDI	Diesel	103	11/15->	CSLC, DASB, DAUA

Engine	Information	S10	T10	T20 - T23	T22 - T25
Eng. CSLC	COL:green, Conn. nr. 1, spanner size 24, switch press. 0.3-0.6 bar, thread M10x1	7.0174			
Eng. DASB	COL:black, Conn. nr. 2, thread M12x1.5, without adapter		7.6215		
Eng. DAUA	COL:brown, Conn. nr. 2, without adapter		7.6266		
Eng. CSLC			7.6339	7.1215 T20	7.1222 T22
Eng. DASB, DAUA	COL:black, Conn. nr. 4			7.1232 T20	

S10 OIL PRESSURE WARNING LIGHT SWITCH	T10 REVERSING LIGHT SWITCH	T20 BRAKE LIGHT SWITCH
T22 SWITCH CLUTCH CONTROL (CRUISE CONTROL)	T23 SWITCH BRAKE ACTUATION (ENGINE TIMING)	T25 SWITCH CLUTCH CONTROL (ENGINE CONTROL)

FUNCTIONS ON THE VEHICLE

Vehicle	alim.	kW	Date	Engine	 S10	 T10	 T20 - T23	 T22 - T25
---------	-------	----	------	--------	---	---	--	---

				ENGINE
2.0 TDI	Diesel	105	10/11-12/16	CKUC

Engine	Information	S10	T10	T20 - T23	T22 - T25
All engines	COL:green, Conn. nr. 1, spanner size 24, switch press. 0.3-0.6 bar, thread M10x1	7.0174			
All engines			7.6339		7.1222 T22
All engines	01/02/12 ->, 01/06/12 ->			7.1215 T20	
All engines	-> 01/01/12, -> 01/05/12, Conn. nr. 4			7.1252 T20	

				ENGINE
2.0 TDI	Diesel	120	07/11-12/16	CKUB, CSNA

Engine	Information	S10	T10	T20 - T23	T22 - T25
All engines	COL:green, Conn. nr. 1, spanner size 24, switch press. 0.3-0.6 bar, thread M10x1	7.0174			
All engines			7.6339		7.1222 T22
All engines	01/02/12 ->, 01/06/12 ->			7.1215 T20	
All engines	-> 01/01/12, -> 01/05/12, Conn. nr. 4			7.1252 T20	

				ENGINE
2.0 TDI	Diesel	130	09/16->	DAVA

Engine	Information	S10	T10	T20 - T23	T22 - T25
All engines	COL:brown, Conn. nr. 2, without adapter		7.6266		
All engines	COL:black, Conn. nr. 4			7.1232 T20	

				ENGINE
2.0 TDI	Diesel	75	10/16->	DAUB

Engine	Information	S10	T10	T20 - T23	T22 - T25
All engines	COL:brown, Conn. nr. 2, without adapter		7.6266		
All engines	COL:black, Conn. nr. 4			7.1232 T20	

				ENGINE
2.0 TDI	Diesel	80	05/11->	CKTB, CSLA

Engine	Information	S10	T10	T20 - T23	T22 - T25
Eng. CSLA		7.0139			
All engines	COL:green, Conn. nr. 1, spanner size 24, switch press. 0.3-0.6 bar, thread M10x1	7.0174			
All engines			7.6339		7.1222 T22
All engines	01/02/12 ->, 01/06/12 ->			7.1215 T20	
All engines	-> 01/01/12, -> 01/05/12, Conn. nr. 4			7.1252 T20	

				ENGINE
2.0 TDI	Diesel	84	11/13-12/16	CSLB

Engine	Information	S10	T10	T20 - T23	T22 - T25
All engines	COL:green, Conn. nr. 1, spanner size 24, switch press. 0.3-0.6 bar, thread M10x1	7.0174			
All engines			7.6339		7.1222 T22
All engines	Conn. nr. 4			7.1252 T20	

				ENGINE
2.0 TDI 4motion	Diesel	103	04/17->	DAUA

Engine	Information	S10	T10	T20 - T23	T22 - T25
All engines	COL:brown, Conn. nr. 2, without adapter		7.6266		
All engines	COL:black, Conn. nr. 4			7.1232 T20	

				ENGINE
2.0 TDI 4motion	Diesel	120	11/11-12/16	CKUB, CSNA

Engine	Information	S10	T10	T20 - T23	T22 - T25
Eng. CSNA		7.0139			
Eng. CKUB	COL:green, Conn. nr. 1, spanner size 24, switch press. 0.3-0.6 bar, thread M10x1	7.0174			
All engines			7.6339		7.1222 T22
Eng. CSNA	01/01/12 ->, COL:black			7.1215 T20	
All engines	-> 03/06/12, COL:natural, Conn. nr. 4			7.1252 T20	

				ENGINE
2.0 TDI 4motion	Diesel	130	03/17->	DAVA





Engine	Information	S10	T10	T20 - T23	T22 - T25
All engines	COL:brown, Conn. nr. 2, without adapter		7.6266		
All engines	COL:black, Conn. nr. 4			7.1232 T20	

				ENGINE
2.0 TDI RWD	Diesel	103	10/17->	DASB

Engine	Information	S10	T10	T20 - T23	T22 - T25
All engines	COL:black, Conn. nr. 2, thread M12x1.5, without adapter		7.6215		





S10 OIL PRESSURE WARNING LIGHT SWITCH	T10 REVERSING LIGHT SWITCH	T20 BRAKE LIGHT SWITCH
T22 SWITCH CLUTCH CONTROL (CRUISE CONTROL)	T23 SWITCH BRAKE ACTUATION (ENGINE TIMING)	T25 SWITCH CLUTCH CONTROL (ENGINE CONTROL)

FUNCTIONS ON THE VEHICLE

Vehicle	alim.	kW	Date	Engine	 S10	 T10	 T20 - T23	 T22 - T25
ENGINE								
2.0 TDI RWD	Diesel	103	10/17->	DASB				
Engine	Information				S10	T10	T20 - T23	T22 - T25
All engines	COL:black, Conn. nr. 4						7.1232 T20	
ENGINE								
2.0 TDI RWD	Diesel	130	05/17->	DAWA				
Engine	Information				S10	T10	T20 - T23	T22 - T25
All engines	COL:black, Conn. nr. 2, thread M12x1.5, without adapter					7.6215		
All engines	COL:black, Conn. nr. 4						7.1232 T20	
ENGINE								
2.0 TDI RWD	Diesel	90	08/17->	DASA				
Engine	Information				S10	T10	T20 - T23	T22 - T25
All engines	COL:black, Conn. nr. 2, thread M12x1.5, without adapter					7.6215		
All engines	COL:black, Conn. nr. 4						7.1232 T20	
ENGINE								
2.5 TDI	Diesel	100	04/06-05/13	BJL, CECA				
Engine	Information				S10	T10	T20 - T23	T22 - T25
All engines	COL:brown, Conn. nr. 1, spanner size 24, switch press. 0.55-0.85 bar, thread M10x1.0				7.0132			
All engines						7.6339		7.1222 T22
All engines	Conn. nr. 4						7.1252 T20	
ENGINE								
2.5 TDI	Diesel	120	04/06->	BJM, CECB				
Engine	Information				S10	T10	T20 - T23	T22 - T25
All engines	COL:brown, Conn. nr. 1, spanner size 24, switch press. 0.55-0.85 bar, thread M10x1.0				7.0132			
All engines						7.6339		7.1222 T22
All engines	Conn. nr. 4						7.1252 T20	
ENGINE								
2.5 TDI	Diesel	65	04/06->	BJJ, CEBA				
Engine	Information				S10	T10	T20 - T23	T22 - T25
All engines	COL:brown, Conn. nr. 1, spanner size 24, switch press. 0.55-0.85 bar, thread M10x1.0				7.0132			
All engines						7.6339		7.1222 T22
All engines	-> 03/06/12, Conn. nr. 4						7.1252 T20	
ENGINE								
2.5 TDI	Diesel	80	04/06-05/13	BJK, CEBB				
Engine	Information				S10	T10	T20 - T23	T22 - T25
All engines	COL:brown, Conn. nr. 1, spanner size 24, switch press. 0.55-0.85 bar, thread M10x1.0				7.0132			
All engines						7.6339		7.1222 T22
All engines	Conn. nr. 4						7.1252 T20	
ENGINE								
e-Crafter	Electric	100	07/18->	EBHA				
Engine	Information				S10	T10	T20 - T23	T22 - T25
All engines	COL:black, Conn. nr. 4						7.1232 T20	
DERBY								
ENGINE								
1.0	Petrol	29	10/81-12/84	GL				
Engine	Information				S10	T10	T20 - T23	T22 - T25
All engines					7.0008	7.6010	7.1102 T20	
ENGINE								
1.1	Petrol	37	02/77-09/81	HB				
Engine	Information				S10	T10	T20 - T23	T22 - T25
All engines					7.0008	7.6010	7.1102 T20	
ENGINE								
1.3	Petrol	40	08/83-12/84	HK				
Engine	Information				S10	T10	T20 - T23	T22 - T25
All engines	COL:brown				7.0008			
All engines	COL:white				7.0045			
All engines	COL:black				7.0046			
All engines						7.6010		
All engines	LHD						7.1055 T20	
All engines	RHD						7.1056 T20	

S10 OIL PRESSURE WARNING LIGHT SWITCH	T10 REVERSING LIGHT SWITCH	T20 BRAKE LIGHT SWITCH
T22 SWITCH CLUTCH CONTROL (CRUISE CONTROL)	T23 SWITCH BRAKE ACTUATION (ENGINE TIMING)	T25 SWITCH CLUTCH CONTROL (ENGINE CONTROL)

FUNCTIONS ON THE VEHICLE

Vehicle	alim.	kW	Date	Engine	 S10	 T10	 T20 - T23	 T22 - T25
---------	-------	----	------	--------	---	---	--	---

				ENGINE
1.3	Petrol	44	02/77-09/81	HH

Engine	Information	S10	T10	T20 - T23	T22 - T25
All engines	COL: brown	7.0008			
All engines			7.6010	7.1102	T20

				ENGINE
1.3	Petrol	55	09/82-12/84	GK

Engine	Information	S10	T10	T20 - T23	T22 - T25
All engines	COL: brown	7.0008			
All engines	COL: white	7.0045			
All engines	COL: black	7.0046			
All engines			7.6010		
All engines	LHD			7.1055	T20
All engines	RHD			7.1056	T20

				ENGINE
1.4 TSI	Petrol	118	05/08-08/15	CAVD, CTHD

Engine	Information	S10	T10	T20 - T23	T22 - T25
All engines	COL: green, Conn. nr. 1, spanner size 24, switch press. 0.3-0.6 bar, thread M10x1	7.0174			
All engines	COL: black, Conn. nr. 2, t.nr. GXV/JCP/JYL, thread M12x1.5, without adapter		7.6215		
All engines	COL: brown, Conn. nr. 2, t.nr. HDV/GVT/JLU/JLW/HPB, t.nr. JYJ/JPG/KDN/KNS/KDQ, t.nr. KNU, without adapter		7.6266		
All engines	COL: black, Conn. nr. 4			7.1232	T20
All engines					7.1309 T22

				ENGINE
1.4 TSI	Petrol	90	11/07-08/15	CAXA

Engine	Information	S10	T10	T20 - T23	T22 - T25
All engines	COL: green, Conn. nr. 1, spanner size 24, switch press. 0.3-0.6 bar, thread M10x1	7.0174			
All engines	COL: black, Conn. nr. 2, t.nr. GXV/JCP/JYL, thread M12x1.5, without adapter		7.6215		
All engines	COL: brown, Conn. nr. 2, t.nr. HDV/GVT/JLU/JLW/HPB, t.nr. JYJ/JPG/KDN/KNS/KDQ, t.nr. KNU, without adapter		7.6266		
All engines	COL: black, Conn. nr. 4			7.1232	T20
All engines					7.1309 T22

				ENGINE
1.6 FSI	Petrol	85	06/06-05/08	BLF

Engine	Information	S10	T10	T20 - T23	T22 - T25
All engines	COL: green, Conn. nr. 1, spanner size 24, switch press. 0.3-0.6 bar, thread M10x1	7.0174			
All engines	COL: black, Conn. nr. 2, t.nr. GXV/JCP/JYL, thread M12x1.5, without adapter		7.6215		
All engines	COL: brown, Conn. nr. 2, t.nr. HDV/GVT/JLU/JLW/HPB, t.nr. JYJ/JPG/KDN/KNS/KDQ, t.nr. KNU, without adapter		7.6266		
All engines	COL: black, Conn. nr. 4			7.1232	T20
All engines					7.1309 T22

				ENGINE
2.0 FSI	Petrol	110	03/06-05/08	BVY, BVZ

Engine	Information	S10	T10	T20 - T23	T22 - T25
All engines	COL: black, Conn. nr. 2, switch press. 1.2-1.6 bar, thread M10x1.0	7.0168			
All engines	COL: black, Conn. nr. 2, t.nr. GXV/JCP/JYL, thread M12x1.5, without adapter		7.6215		
All engines	COL: brown, Conn. nr. 2, t.nr. HDV/GVT/JLU/JLW/HPB, t.nr. JYJ/JPG/KDN/KNS/KDQ, t.nr. KNU, without adapter		7.6266		
All engines	COL: black, Conn. nr. 4			7.1232	T20
All engines					7.1309 T22

				ENGINE
2.0 TDI	Diesel	100	11/10-08/15	CFFA

Engine	Information	S10	T10	T20 - T23	T22 - T25
All engines	COL: green, Conn. nr. 1, spanner size 24, switch press. 0.3-0.6 bar, thread M10x1	7.0174			
All engines	COL: black, Conn. nr. 2, t.nr. KWB, thread M12x1.5, without adapter		7.6215		
All engines	COL: brown, Conn. nr. 2, t.nr. LHY/KXX/LNZ/MDL/MAY, without adapter		7.6266		
All engines				7.1232	T20
All engines					7.1309 T22

S10	OIL PRESSURE WARNING LIGHT SWITCH	T10	REVERSING LIGHT SWITCH	T20	BRAKE LIGHT SWITCH
T22	SWITCH CLUTCH CONTROL (CRUISE CONTROL)	T23	SWITCH BRAKE ACTUATION (ENGINE TIMING)	T25	SWITCH CLUTCH CONTROL (ENGINE CONTROL)

FUNCTIONS ON THE VEHICLE

Vehicle	alim.	kW	Date	Engine	 S10	 T10	 T20 - T23	 T22 - T25
---------	-------	----	------	--------	---	---	--	---

				ENGINE
2.0 TDI	Diesel	103	06/06-05/08	BMM

Engine	Information	S10	T10	T20 - T23	T22 - T25
All engines	COL: brown, Conn. nr. 1, spanner size 24, switch press. 0.55-0.85 bar, thread M10x1.0	7.0132			
All engines	COL: black, Conn. nr. 2, t.nr. GXV/JCP/JYL, thread M12x1.5, without adapter		7.6215		
All engines	COL: brown, Conn. nr. 2, t.nr. HDV/GVT/JLU/JLW/HPB, t.nr. JYJ/JPG/KDN/KNS/KDQ, t.nr. KNU, without adapter		7.6266		
All engines	COL: black, Conn. nr. 4			7.1232 T20	
All engines					7.1309 T22

				ENGINE
2.0 TDI 16V	Diesel	103	05/08-08/15	CBAB, CFFB

Engine	Information	S10	T10	T20 - T23	T22 - T25
All engines	COL: brown, Conn. nr. 1, spanner size 24, switch press. 0.55-0.85 bar, thread M10x1.0	7.0132			
All engines	COL: black, Conn. nr. 2, t.nr. GXV/JCP/JYL, thread M12x1.5, without adapter		7.6215		
All engines	COL: brown, Conn. nr. 2, t.nr. HDV/GVT/JLU/JLW/HPB, t.nr. JYJ/JPG/KDN/KNS/KDQ, t.nr. KNU, without adapter		7.6266		
All engines	COL: black, Conn. nr. 4			7.1232 T20	
All engines					7.1309 T22

				ENGINE
2.0 TFSI	Petrol	147	03/06-08/15	BPY, BWA, CAWB, CBFA, CCTA, CCZA

Engine	Information	S10	T10	T20 - T23	T22 - T25
Eng. CCZA	COL: brown, Conn. nr. 1, spanner size 24, switch press. 0.55-0.85 bar, thread M10x1.0	7.0132			
Eng. CAWB, CBFA, CCTA	COL: black, Conn. nr. 1, switch press. 1.2-1.6 bar, thread M10x1.0	7.0135			
Eng. BPY, BWA	COL: black, Conn. nr. 2, switch press. 1.2-1.6 bar, thread M10x1.0	7.0168			
Eng. CCZA	COL: blue, Conn. nr. 2, switch press. 2.15-2.95 bar, thread M10x1.0	7.0192			
All engines	COL: black, Conn. nr. 2, t.nr. GXV/JCP/JYL, thread M12x1.5, without adapter		7.6215		
All engines	COL: brown, Conn. nr. 2, t.nr. HDV/GVT/JLU/JLW/HPB, t.nr. JYJ/JPG/KDN/KNS/KDQ, t.nr. KNU, without adapter		7.6266		
All engines	COL: black, Conn. nr. 4			7.1232 T20	
All engines					7.1309 T22

				ENGINE
2.0 TFSI	Petrol	162	11/13-08/15	CULC

Engine	Information	S10	T10	T20 - T23	T22 - T25
All engines	COL: black		7.6215		
All engines	COL: brown		7.6266		
All engines				7.1232 T20	7.1309 T22

				ENGINE
2.0 TSI	Petrol	155	11/09-08/15	CCZB

Engine	Information	S10	T10	T20 - T23	T22 - T25
All engines	COL: blue, Conn. nr. 2, switch press. 2.15-2.95 bar, thread M10x1.0	7.0192			
All engines	COL: black, Conn. nr. 2, t.nr. GXV/JCP/JYL, thread M12x1.5, without adapter		7.6215		
All engines	COL: brown, Conn. nr. 2, t.nr. HDV/GVT/JLU/JLW/HPB, t.nr. JYJ/JPG/KDN/KNS/KDQ, t.nr. KNU, without adapter		7.6266		
All engines	COL: black, Conn. nr. 4			7.1232 T20	
All engines					7.1309 T22

				ENGINE
3.2 V6	Petrol	184	06/06-05/09	BUB, CBRA

Engine	Information	S10	T10	T20 - T23	T22 - T25
All engines	COL: grey, Conn. nr. 1, spanner size 24, switch press. 0.75-1.05 bar, thread M10x1.0	7.0134			
All engines	COL: black, Conn. nr. 4			7.1232 T20	

				ENGINE
3.6 V6	Petrol	191	05/09-11/10	CDVA

Engine	Information	S10	T10	T20 - T23	T22 - T25
All engines	COL: grey, Conn. nr. 1, switch press. 0.75-1.05 bar, thread M10x1.0	7.0134			
All engines	COL: black, Conn. nr. 4			7.1232 T20	

S10	OIL PRESSURE WARNING LIGHT SWITCH	T10	REVERSING LIGHT SWITCH	T20	BRAKE LIGHT SWITCH
T22	SWITCH CLUTCH CONTROL (CRUISE CONTROL)	T23	SWITCH BRAKE ACTUATION (ENGINE TIMING)	T25	SWITCH CLUTCH CONTROL (ENGINE CONTROL)

FUNCTIONS ON THE VEHICLE

Vehicle	alim.	kW	Date	Engine	 S10	 T10	 T20 - T23	 T22 - T25
---------	-------	----	------	--------	---	---	--	---

FOX

1.0	Petrol	52	10/03->	ENGINE
-----	--------	----	---------	--------

Engine	Information	S10	T10	T20 - T23	T22 - T25
All engines		7.0139	7.6266		7.1220 T22
All engines	ch. 5Z-74047 649 ->			7.1228 T20	
All engines	->ch. 5Z-74047 648			7.1229 T20	

1.0	Petrol	53	10/03->	ENGINE
-----	--------	----	---------	--------

Engine	Information	S10	T10	T20 - T23	T22 - T25
All engines		7.0139	7.6266		7.1220 T22
All engines	ch. 5Z-74047 649 ->			7.1228 T20	
All engines	->ch. 5Z-74047 648			7.1229 T20	

1.0	Petrol	54	04/08->	ENGINE
-----	--------	----	---------	--------

Engine	Information	S10	T10	T20 - T23	T22 - T25
All engines		7.0139	7.6266		7.1220 T22
All engines	ch. 5Z-74047 649 ->			7.1228 T20	
All engines	->ch. 5Z-74047 648			7.1229 T20	

1.0 Alcohol	Petrol	53	10/03->	ENGINE
-------------	--------	----	---------	--------

Engine	Information	S10	T10	T20 - T23	T22 - T25
All engines		7.0139	7.6266		7.1220 T22
All engines	ch. 5Z-74047 649 ->			7.1228 T20	
All engines	->ch. 5Z-74047 648			7.1229 T20	

1.0 Total Flex	Flexfuel	54	03/08->	ENGINE
----------------	----------	----	---------	--------

Engine	Information	S10	T10	T20 - T23	T22 - T25
All engines		7.0139	7.6266		7.1220 T22
All engines	ch. 5Z-74047 649 ->			7.1228 T20	
All engines	->ch. 5Z-74047 648			7.1229 T20	

1.2	Petrol	40	04/05->	ENGINE
-----	--------	----	---------	--------

Engine	Information	S10	T10	T20 - T23	T22 - T25
All engines	COL:green, Conn. nr. 1, spanner size 24, switch press. 0.3-0.6 bar, thread M10x1	7.0174			
All engines	COL:brown, Conn. nr. 2, without adapter		7.6266		
All engines	01/11/06 ->, ch. 5Z70008442 ->, COL:black, Conn. nr. 4			7.1228 T20	
All engines	-> 01/10/06, ->ch. 5Z70008441, Conn. nr. 4, thread M12x1.5			7.1229 T20	
All engines	COL:blue, Conn. nr. 4				7.1220 T25

1.2	Petrol	44	09/10->	ENGINE
-----	--------	----	---------	--------

Engine	Information	S10	T10	T20 - T23	T22 - T25
All engines	COL:green, Conn. nr. 1, spanner size 24, switch press. 0.3-0.6 bar, thread M10x1	7.0174			
All engines	COL:brown, Conn. nr. 2, without adapter		7.6266		
All engines	COL:black, Conn. nr. 4			7.1228 T20	
All engines	COL:blue, Conn. nr. 4				7.1220 T22, T25

1.4	Petrol	55	04/05->	ENGINE
-----	--------	----	---------	--------

Engine	Information	S10	T10	T20 - T23	T22 - T25
All engines	COL:green, Conn. nr. 1, spanner size 24, switch press. 0.3-0.6 bar, thread M10x1	7.0174			
All engines	COL:brown, Conn. nr. 2, without adapter		7.6266		
All engines	01/11/06 ->, ch. 5Z70008442 ->, COL:black, Conn. nr. 4			7.1228 T20	
All engines	-> 01/10/06, ->ch. 5Z70008441, Conn. nr. 4, thread M12x1.5			7.1229 T20	
All engines	COL:blue, Conn. nr. 4				7.1220 T25

1.4 TDI	Diesel	51	04/05->	ENGINE
---------	--------	----	---------	--------

Engine	Information	S10	T10	T20 - T23	T22 - T25
All engines	COL:brown, Conn. nr. 1, spanner size 24, switch press. 0.55-0.85 bar, thread M10x1.0	7.0132			
All engines	COL:brown, Conn. nr. 2, without adapter		7.6266		
All engines	ch. 5Z70008442 ->, COL:black, Conn. nr. 4			7.1228 T20	

S10	OIL PRESSURE WARNING LIGHT SWITCH	T10	REVERSING LIGHT SWITCH	T20	BRAKE LIGHT SWITCH
T22	SWITCH CLUTCH CONTROL (CRUISE CONTROL)	T23	SWITCH BRAKE ACTUATION (ENGINE TIMING)	T25	SWITCH CLUTCH CONTROL (ENGINE CONTROL)

FUNCTIONS ON THE VEHICLE

Vehicle	alim.	kW	Date	Engine	 S10	 T10	 T20 - T23	 T22 - T25
---------	-------	----	------	--------	---	---	--	---

				ENGINE
1.4 TDI	Diesel	51	04/05->	BNM

Engine	Information	S10	T10	T20 - T23	T22 - T25
All engines	COL:blue, Conn. nr. 4				7.1220 T22

				ENGINE
1.6	Petrol	74	10/03->	BAH, BLH, BPA, CCRA, CFZA

Engine	Information	S10	T10	T20 - T23	T22 - T25
All engines		7.0139	7.6266		7.1220 T22
All engines	ch. 5Z-74047 649 ->			7.1228 T20	
All engines	->ch. 5Z-74047 648			7.1229 T20	

				ENGINE
1.6 Alcohol	Petrol	76	10/03->	--

Engine	Information	S10	T10	T20 - T23	T22 - T25
All engines		7.0139	7.6266		7.1220 T22
All engines	ch. 5Z-74047 649 ->			7.1228 T20	
All engines	->ch. 5Z-74047 648			7.1229 T20	

				ENGINE
1.6 Total Flex	Petrol/ Ethanol	74	10/03->	BJA, BPA, CCRA

Engine	Information	S10	T10	T20 - T23	T22 - T25
All engines		7.0139	7.6266		7.1220 T22
All engines	ch. 5Z-74047 649 ->			7.1228 T20	
All engines	->ch. 5Z-74047 648			7.1229 T20	

				ENGINE
1.9 D	Diesel	47	12/07->	ASY

Engine	Information	S10	T10	T20 - T23	T22 - T25
All engines		7.0132	7.6266		7.1220 T22
All engines	ch. 5Z-74047 649 ->			7.1228 T20	
All engines	->ch. 5Z-74047 648			7.1229 T20	

GOLF I

				ENGINE
1.3	Petrol	40	08/83-07/86	HK

Engine	Information	S10	T10	T20 - T23	T22 - T25
All engines	COL:white	7.0045			
All engines	COL:blue	7.0108			
All engines	ext.thread M 18 x 1, 5 mm		7.6010		
All engines	->ch. 15-E-100 000, ch. 15-E-022 077 ->, ch. 15-F-000 001 ->, LHD			7.1055 T20	
All engines	->ch. 15-E-100 000, ch. 15-E-022 077 ->, RHD			7.1056 T20	
All engines	->ch. 15-E-022 076, pole nr. 2			7.1102 T20	

				ENGINE
1.6	Petrol	55	08/83-04/92	EW, HN





Engine	Information	S10	T10	T20 - T23	T22 - T25
All engines	COL:white	7.0045			
All engines	+automatic transmission	7.0051			
All engines	COL:blue	7.0108			
All engines			7.6125		
All engines	->ch. 15-E-100 000, ch. 15-E-022 077 ->, ch. 15-F-000 001 ->, LHD			7.1055 T20	
All engines	->ch. 15-E-100 000, ch. 15-E-022 077 ->, RHD			7.1056 T20	
All engines	->ch. 15-E-022 076, pole nr. 2			7.1102 T20	

				ENGINE
1.8	Petrol	66	08/83-09/92	EX

Engine	Information	S10	T10	T20 - T23	T22 - T25
All engines	COL:white	7.0045			
All engines	+automatic transmission	7.0051			
All engines	COL:blue	7.0108			
All engines			7.6125		
All engines	->ch. 15-E-100 000, ch. 15-E-022 077 ->, ch. 15-F-000 001 ->, LHD			7.1055 T20	
All engines	->ch. 15-E-100 000, ch. 15-E-022 077 ->, RHD			7.1056 T20	
All engines	->ch. 15-E-022 076, pole nr. 2			7.1102 T20	

S10	OIL PRESSURE WARNING LIGHT SWITCH	T10	REVERSING LIGHT SWITCH	T20	BRAKE LIGHT SWITCH
T22	SWITCH CLUTCH CONTROL (CRUISE CONTROL)	T23	SWITCH BRAKE ACTUATION (ENGINE TIMING)	T25	SWITCH CLUTCH CONTROL (ENGINE CONTROL)

FUNCTIONS ON THE VEHICLE

Vehicle	alim.	kW	Date	Engine	 S10	 T10	 T20 - T23	 T22 - T25
---------	-------	----	------	--------	---	---	--	---

				ENGINE
1.8	Petrol	70	08/83-04/93	JH

Engine	Information	S10	T10	T20 - T23	T22 - T25
All engines	COL:white	7.0045			
All engines	+automatic transmission	7.0051			
All engines	COL:blue	7.0108			
All engines			7.6125		
All engines	->ch. 15-E-100 000, ch. 15-E-022 077 ->, ch. 15-F-000 001 ->, LHD			7.1055	T20
All engines	->ch. 15-E-100 000, ch. 15-E-022 077 ->, RHD			7.1056	T20
All engines	->ch. 15-E-022 076, pole nr. 2			7.1102	T20

				ENGINE
1.8	Petrol	72	08/89-03/93	2H

Engine	Information	S10	T10	T20 - T23	T22 - T25
All engines	COL:white	7.0045			
All engines	+automatic transmission	7.0051			
All engines	COL:blue	7.0108			
All engines			7.6125		
All engines	->ch. 15-E-100 000, ch. 15-E-022 077 ->, ch. 15-F-000 001 ->, LHD			7.1055	T20
All engines	->ch. 15-E-100 000, ch. 15-E-022 077 ->, RHD			7.1056	T20
All engines	->ch. 15-E-022 076, pole nr. 2			7.1102	T20

				ENGINE
1.8	Petrol	82	08/82-12/92	DX, KT

Engine	Information	S10	T10	T20 - T23	T22 - T25
All engines	COL:white	7.0045			
All engines	COL:blue	7.0108			
All engines			7.6125		
All engines	->ch. 15-E-100 000, ch. 15-E-022 077 ->, ch. 15-F-000 001 ->, LHD			7.1055	T20
All engines	->ch. 15-E-100 000, ch. 15-E-022 077 ->, RHD			7.1056	T20
All engines	->ch. 15-E-022 076, pole nr. 2			7.1102	T20

GOLF II

				ENGINE
1.0	Petrol	33	11/83-08/85	GN

Engine	Information	S10	T10	T20 - T23	T22 - T25
All engines	COL:white	7.0045			
All engines	COL:black	7.0046			
All engines	COL:blue	7.0108			
All engines	LHD			7.1055	T20
All engines	RHD			7.1056	T20

				ENGINE
1.0	Petrol	37	08/85-10/91	HZ





Engine	Information	S10	T10	T20 - T23	T22 - T25
All engines	COL:white	7.0045			
All engines	COL:black	7.0046			
All engines	COL:grey	7.0095			
All engines	COL:blue	7.0108			
All engines	ext.thread M 18 x 1, 5 mm		7.6010		
All engines	LHD			7.1055	T20
All engines	RHD			7.1056	T20

				ENGINE
1.3	Petrol	37	08/85-12/87	NU

Engine	Information	S10	T10	T20 - T23	T22 - T25
All engines	COL:white	7.0045			
All engines	COL:black	7.0046			
All engines	COL:grey	7.0095			
All engines	COL:blue	7.0108			
All engines	ext.thread M 12 x 1, 5 mm		7.6009		
All engines	ext.thread M 18 x 1, 5 mm		7.6010		
All engines	LHD			7.1055	T20
All engines	RHD			7.1056	T20

S10	OIL PRESSURE WARNING LIGHT SWITCH	T10	REVERSING LIGHT SWITCH	T20	BRAKE LIGHT SWITCH
T22	SWITCH CLUTCH CONTROL (CRUISE CONTROL)	T23	SWITCH BRAKE ACTUATION (ENGINE TIMING)	T25	SWITCH CLUTCH CONTROL (ENGINE CONTROL)

FUNCTIONS ON THE VEHICLE

Vehicle	alim.	kW	Date	Engine	 S10	 T10	 T20 - T23	 T22 - T25
---------	-------	----	------	--------	---	---	--	---

				ENGINE
1.3	Petrol	40	08/83-06/87	HK, MH

Engine	Information	S10	T10	T20 - T23	T22 - T25
All engines	COL:white	7.0045			
All engines	COL:black	7.0046			
Eng. MH	COL:grey	7.0095			
All engines	COL:blue	7.0108			
Eng. MH	ext.thread M 12 x 1, 5 mm		7.6009		
All engines	ext.thread M 18 x 1, 5 mm		7.6010		
All engines	LHD			7.1055	T20
All engines	RHD			7.1056	T20

				ENGINE
1.3	Petrol	43	08/83-10/86	GT

Engine	Information	S10	T10	T20 - T23	T22 - T25
All engines	COL:white	7.0045			
All engines	COL:black	7.0046			
All engines	COL:blue	7.0108			
All engines	ext.thread M 12 x 1, 5 mm		7.6009		
All engines	ext.thread M 18 x 1, 5 mm		7.6010		
All engines	LHD			7.1055	T20
All engines	RHD			7.1056	T20

				ENGINE
1.3 Cat	Petrol	40	06/86-12/92	2G, NZ

Engine	Information	S10	T10	T20 - T23	T22 - T25
All engines	COL:white	7.0045			
All engines	COL:black	7.0046			
All engines	COL:grey	7.0095			
All engines	COL:blue	7.0108			
Eng. NZ	ext.thread M 12 x 1, 5 mm		7.6009		
All engines	ext.thread M 18 x 1, 5 mm		7.6010		
All engines	LHD			7.1055	T20
All engines	RHD			7.1056	T20

				ENGINE
1.6	Petrol	51	10/86-12/92	PN

Engine	Information	S10	T10	T20 - T23	T22 - T25
All engines	COL:white	7.0045			
All engines	COL:black	7.0046			
All engines	COL:grey	7.0095			
All engines	COL:blue	7.0108			
All engines	see connection type		7.6009		
All engines	LHD			7.1055	T20
All engines	RHD			7.1056	T20

				ENGINE
1.6	Petrol	53	02/86-10/91	RF

Engine	Information	S10	T10	T20 - T23	T22 - T25
All engines	COL:white	7.0045			
All engines	COL:black	7.0046			
All engines	+automatic transmission	7.0051			
All engines	COL:grey	7.0095			
All engines	COL:blue	7.0108			
All engines	see connection type		7.6009		
All engines	LHD			7.1055	T20
All engines	RHD			7.1056	T20

				ENGINE
1.6	Petrol	55	08/83-07/92	ABN, EZ

Engine	Information	S10	T10	T20 - T23	T22 - T25
All engines	COL:white	7.0045			
All engines	COL:black	7.0046			
Eng. EZ	+automatic transmission	7.0051			
All engines	COL:grey	7.0095			
All engines	COL:blue	7.0108			
Eng. EZ	see connection type		7.6009		
All engines	see connection type		7.6125		

S10	OIL PRESSURE WARNING LIGHT SWITCH	T10	REVERSING LIGHT SWITCH	T20	BRAKE LIGHT SWITCH
T22	SWITCH CLUTCH CONTROL (CRUISE CONTROL)	T23	SWITCH BRAKE ACTUATION (ENGINE TIMING)	T25	SWITCH CLUTCH CONTROL (ENGINE CONTROL)

FUNCTIONS ON THE VEHICLE

Vehicle	alim.	kW	Date	Engine	 S10	 T10	 T20 - T23	 T22 - T25
---------	-------	----	------	--------	---	---	--	---

				ENGINE
1.6	Petrol	55	08/83-07/92	ABN, EZ

Engine	Information	S10	T10	T20 - T23	T22 - T25
All engines	LHD			7.1055 T20	
All engines	RHD			7.1056 T20	

				ENGINE
1.6 [AUT]	Petrol	51	08/85-07/86	EZA

Engine	Information	S10	T10	T20 - T23	T22 - T25
All engines	COL:white	7.0045			
All engines	COL:black	7.0046			
All engines	COL:blue	7.0108			
All engines	see connection type		7.6009		
All engines	LHD			7.1055 T20	
All engines	RHD			7.1056 T20	

				ENGINE
1.6 [CHE] [SWE]	Petrol	60	08/83-07/88	HM

Engine	Information	S10	T10	T20 - T23	T22 - T25
All engines	COL:white	7.0045			
All engines	COL:black	7.0046			
All engines	+automatic transmission	7.0051			
All engines	COL:grey	7.0095			
All engines	COL:blue	7.0108			
All engines	see connection type		7.6009		
All engines	LHD			7.1055 T20	
All engines	RHD			7.1056 T20	

				ENGINE
1.6 D	Diesel	40	08/83-10/91	JP, ME

Engine	Information	S10	T10	T20 - T23	T22 - T25
All engines	COL:white	7.0045			
All engines	COL:black	7.0046			
Eng. JP	+automatic transmission	7.0051			
All engines	COL:grey	7.0095			
All engines	COL:blue	7.0108			
All engines	pole nr. 2		7.6009		
All engines	LHD			7.1055 T20	
All engines	RHD			7.1056 T20	

				ENGINE
1.6 G	Petrol	51	08/86-07/91	EZA, PN

Engine	Information	S10	T10	T20 - T23	T22 - T25
All engines	COL:white	7.0045			
All engines	COL:black	7.0046			
Eng. EZA	+automatic transmission	7.0051			
All engines	COL:grey	7.0095			
All engines	COL:blue	7.0108			
All engines			7.6009		
All engines	LHD			7.1055 T20	
All engines	RHD			7.1056 T20	

				ENGINE
1.6 TD	Diesel	44	08/89-10/91	1V

Engine	Information	S10	T10	T20 - T23	T22 - T25
All engines	COL:white	7.0045			
All engines	COL:black	7.0046			
All engines	COL:grey	7.0095			
All engines	COL:blue	7.0108			
All engines	pole nr. 2		7.6125		
All engines	LHD			7.1055 T20	
All engines	RHD			7.1056 T20	

				ENGINE
1.6 TD	Diesel	51	08/83-10/91	JR, MF

Engine	Information	S10	T10	T20 - T23	T22 - T25
All engines	COL:white	7.0045			
All engines	COL:black	7.0046			
All engines	COL:grey	7.0095			

S10	OIL PRESSURE WARNING LIGHT SWITCH	T10	REVERSING LIGHT SWITCH	T20	BRAKE LIGHT SWITCH
T22	SWITCH CLUTCH CONTROL (CRUISE CONTROL)	T23	SWITCH BRAKE ACTUATION (ENGINE TIMING)	T25	SWITCH CLUTCH CONTROL (ENGINE CONTROL)

FUNCTIONS ON THE VEHICLE

Vehicle	alim.	kW	Date	Engine	 S10	 T10	 T20 - T23	 T22 - T25
---------	-------	----	------	--------	---	---	--	---

				ENGINE
1.6 TD	Diesel	51	08/83-10/91	JR, MF

Engine	Information	S10	T10	T20 - T23	T22 - T25
All engines	COL:blue	7.0108			
All engines	LHD			7.1055 T20	
All engines	RHD			7.1056 T20	

				ENGINE
1.6 TD	Diesel	59	04/89-10/91	RA, SB

Engine	Information	S10	T10	T20 - T23	T22 - T25
All engines	COL:white	7.0045			
All engines	COL:black	7.0046			
All engines	COL:grey	7.0095			
All engines	COL:blue	7.0108			
Eng. SB	pole nr. 2		7.6125		
All engines	LHD			7.1055 T20	
All engines	RHD			7.1056 T20	

				ENGINE
1.8	Petrol	62	08/86-01/90	RH

Engine	Information	S10	T10	T20 - T23	T22 - T25
All engines	COL:white	7.0045			
All engines	COL:blue	7.0108			
All engines	LHD			7.1055 T20	
All engines	RHD			7.1056 T20	

				ENGINE
1.8	Petrol	66	08/84-10/91	GU, GX

Engine	Information	S10	T10	T20 - T23	T22 - T25
All engines	COL:white	7.0045			
All engines	COL:black	7.0046			
All engines	+automatic transmission	7.0051			
All engines	COL:grey	7.0095			
All engines	COL:blue	7.0108			
All engines			7.6009		
All engines	LHD			7.1055 T20	
All engines	RHD			7.1056 T20	

				ENGINE
1.8	Petrol	77	08/87-10/91	RV

Engine	Information	S10	T10	T20 - T23	T22 - T25
All engines	COL:white	7.0045			
All engines	COL:black	7.0046			
All engines	+automatic transmission	7.0051			
All engines	COL:grey	7.0095			
All engines	COL:blue	7.0108			
All engines	-> 31/07/89		7.6009		
All engines	01/08/89 ->		7.6125		
All engines	LHD			7.1055 T20	
All engines	RHD			7.1056 T20	

				ENGINE
1.8 [CHE] [SWE]	Petrol	66	04/84-07/87	HV

Engine	Information	S10	T10	T20 - T23	T22 - T25
All engines	COL:white	7.0045			
All engines	COL:black	7.0046			
All engines	+automatic transmission	7.0051			
All engines	COL:grey	7.0095			
All engines	COL:blue	7.0108			
All engines			7.6009		
All engines	LHD			7.1055 T20	
All engines	RHD			7.1056 T20	

				ENGINE
1.8 GTI	Petrol	77	01/85-07/85	HT

Engine	Information	S10	T10	T20 - T23	T22 - T25
All engines	COL:white	7.0045			
All engines	COL:black	7.0046			
All engines	COL:blue	7.0108			

S10	OIL PRESSURE WARNING LIGHT SWITCH	T10	REVERSING LIGHT SWITCH	T20	BRAKE LIGHT SWITCH
T22	SWITCH CLUTCH CONTROL (CRUISE CONTROL)	T23	SWITCH BRAKE ACTUATION (ENGINE TIMING)	T25	SWITCH CLUTCH CONTROL (ENGINE CONTROL)

FUNCTIONS ON THE VEHICLE

Vehicle	alim.	kW	Date	Engine	 S10	 T10	 T20 - T23	 T22 - T25
---------	-------	----	------	--------	---	---	--	---

ENGINE				
1.8 GTI	Petrol	77	01/85-07/85	HT

Engine	Information	S10	T10	T20 - T23	T22 - T25
All engines	LHD			7.1055 T20	
All engines	RHD			7.1056 T20	

ENGINE				
1.8 GTI	Petrol	79	08/85-10/87	RD

Engine	Information	S10	T10	T20 - T23	T22 - T25
All engines	COL:white	7.0045			
All engines	COL:black	7.0046			
All engines	COL:grey	7.0095			
All engines	COL:blue	7.0108			
All engines			7.6009		
All engines	LHD			7.1055 T20	
All engines	RHD			7.1056 T20	

ENGINE				
1.8 GTI	Petrol	82	08/83-10/91	EV, PB

Engine	Information	S10	T10	T20 - T23	T22 - T25
All engines	COL:white	7.0045			
All engines	COL:black	7.0046			
All engines	COL:grey	7.0095			
All engines	COL:blue	7.0108			
Eng. PB			7.6009		
All engines	LHD			7.1055 T20	
All engines	RHD			7.1056 T20	

ENGINE				
1.8 GTI 16V	Petrol	102	02/86-06/90	KR

Engine	Information	S10	T10	T20 - T23	T22 - T25
All engines	COL:white	7.0045			
All engines	COL:black	7.0046			
All engines	COL:grey	7.0095			
All engines	COL:blue	7.0108			
All engines			7.6009		
All engines	LHD			7.1055 T20	
All engines	RHD			7.1056 T20	

ENGINE				
1.8 GTI 16V	Petrol	95	02/86-10/91	PL

Engine	Information	S10	T10	T20 - T23	T22 - T25
All engines	COL:white	7.0045			
All engines	COL:black	7.0046			
All engines	COL:grey	7.0095			
All engines	COL:blue	7.0108			
All engines	-> 31/07/89		7.6009		
All engines	01/08/89 ->		7.6125		
All engines	LHD			7.1055 T20	
All engines	RHD			7.1056 T20	

ENGINE				
1.8 GTI Cat	Petrol	79	01/87-10/91	PF

Engine	Information	S10	T10	T20 - T23	T22 - T25
All engines	COL:white	7.0045			
All engines	COL:black	7.0046			
All engines	+automatic transmission	7.0051			
All engines	COL:grey	7.0095			
All engines	COL:blue	7.0108			
All engines			7.6009		
All engines	LHD			7.1055 T20	
All engines	RHD			7.1056 T20	

ENGINE				
1.8 GTI G60	Petrol	118	04/90-07/91	PG

Engine	Information	S10	T10	T20 - T23	T22 - T25
All engines	COL:white	7.0045			
All engines	COL:black	7.0046			
All engines	COL:grey	7.0095			

S10	OIL PRESSURE WARNING LIGHT SWITCH	T10	REVERSING LIGHT SWITCH	T20	BRAKE LIGHT SWITCH
T22	SWITCH CLUTCH CONTROL (CRUISE CONTROL)	T23	SWITCH BRAKE ACTUATION (ENGINE TIMING)	T25	SWITCH CLUTCH CONTROL (ENGINE CONTROL)

FUNCTIONS ON THE VEHICLE

Vehicle	alim.	kW	Date	Engine	 S10	 T10	 T20 - T23	 T22 - T25
---------	-------	----	------	--------	---	---	--	---

				ENGINE
1.8 GTI G60	Petrol	118	04/90-07/91	PG

Engine	Information	S10	T10	T20 - T23	T22 - T25
All engines	COL:blue	7.0108			
All engines			7.6193		
All engines	LHD			7.1055	T20
All engines	RHD			7.1056	T20

				ENGINE
1.8 GTI G60 Syncro	Petrol	118	08/88-12/91	1H, PG

Engine	Information	S10	T10	T20 - T23	T22 - T25
All engines		7.0046	7.6193		
All engines	LHD			7.1055	T20
All engines	RHD			7.1056	T20

				ENGINE
1.8 i	Petrol	66	08/87-07/91	RP

Engine	Information	S10	T10	T20 - T23	T22 - T25
All engines	COL:white	7.0045			
All engines	COL:black	7.0046			
All engines	+automatic transmission	7.0051			
All engines	COL:grey	7.0095			
All engines	COL:blue	7.0108			
All engines			7.6009		
All engines	LHD			7.1055	T20
All engines	RHD			7.1056	T20

				ENGINE
1.8 i Cat	Petrol	66	08/87-10/91	GX, RP

Engine	Information	S10	T10	T20 - T23	T22 - T25
All engines	COL:white	7.0045			
All engines	COL:black	7.0046			
All engines	+automatic transmission	7.0051			
All engines	COL:grey	7.0095			
All engines	COL:blue	7.0108			
All engines			7.6009		
All engines	LHD			7.1055	T20
All engines	RHD			7.1056	T20

				ENGINE
1.8 i Cat Syncro	Petrol	66	08/87-10/91	RP

Engine	Information	S10	T10	T20 - T23	T22 - T25
All engines	COL:white	7.0045			
All engines	COL:black	7.0046			
All engines	+automatic transmission	7.0051			
All engines	COL:grey	7.0095			
All engines	COL:blue	7.0108			
All engines			7.6009		
All engines	LHD			7.1055	T20
All engines	RHD			7.1056	T20

				ENGINE
1.8 Syncro	Petrol	66	02/86-07/91	GU, GX

Engine	Information	S10	T10	T20 - T23	T22 - T25
All engines	COL:white	7.0045			
All engines	COL:blue	7.0108			
All engines	LHD			7.1055	T20
All engines	RHD			7.1056	T20

				ENGINE
1.8 Syncro	Petrol	72	08/88-07/91	1P

Engine	Information	S10	T10	T20 - T23	T22 - T25
All engines	COL:white	7.0045			
All engines	COL:blue	7.0108			
All engines	LHD			7.1055	T20
All engines	RHD			7.1056	T20

S10 OIL PRESSURE WARNING LIGHT SWITCH	T10 REVERSING LIGHT SWITCH	T20 BRAKE LIGHT SWITCH
T22 SWITCH CLUTCH CONTROL (CRUISE CONTROL)	T23 SWITCH BRAKE ACTUATION (ENGINE TIMING)	T25 SWITCH CLUTCH CONTROL (ENGINE CONTROL)

FUNCTIONS ON THE VEHICLE

Vehicle	alim.	kW	Date	Engine	 S10	 T10	 T20 - T23	 T22 - T25
---------	-------	----	------	--------	---	---	--	---

				ENGINE
1.8i GTI [CHE] [SWE]	Petrol	82	01/84-07/87	GZ

Engine	Information	S10	T10	T20 - T23	T22 - T25
All engines	COL:white	7.0045			
All engines	COL:black	7.0046			
All engines	COL:grey	7.0095			
All engines	COL:blue	7.0108			
All engines			7.6009		
All engines	LHD			7.1055	T20
All engines	RHD			7.1056	T20

				ENGINE
1.8i GTI [SWE]	Petrol	82	08/87-07/88	GZ

Engine	Information	S10	T10	T20 - T23	T22 - T25
All engines	COL:white	7.0045			
All engines	COL:black	7.0046			
All engines	COL:grey	7.0095			
All engines	COL:blue	7.0108			
All engines	LHD			7.1055	T20
All engines	RHD			7.1056	T20

GOLF III

				ENGINE
1.4	Petrol	40	11/91-04/99	ABD, AEX

Engine	Information	S10	T10	T20 - T23	T22 - T25
Eng. AEX	COL:white	7.0045			
Eng. ABD	COL:black	7.0046			
Eng. ABD	COL:grey	7.0095			
All engines	COL:blue	7.0108			
All engines	ext.thread M 12 x 1, 5 mm		7.6125		
All engines	ext.thread M 18 x 1, 5 mm		7.6126		
All engines				7.1055	T20

				ENGINE
1.4	Petrol	44	10/91-04/99	ABD, AEX

Engine	Information	S10	T10	T20 - T23	T22 - T25
Eng. AEX	COL:white	7.0045			
Eng. ABD	COL:black	7.0046			
Eng. ABD	COL:grey	7.0095			
All engines	COL:blue	7.0108			
All engines	ext.thread M 12 x 1, 5 mm		7.6125		
All engines	ext.thread M 18 x 1, 5 mm		7.6126		
All engines				7.1055	T20

				ENGINE
1.6	Petrol	55	09/92-08/97	ABU, AEA, AEE

Engine	Information	S10	T10	T20 - T23	T22 - T25
Eng. AEE	COL:white	7.0045			
Eng. ABU	COL:black	7.0046			
Eng. ABU, AEA	COL:grey	7.0095			
All engines	COL:blue	7.0108			
All engines			7.6125	7.1055	T20

				ENGINE
1.6	Petrol	74	07/94-04/99	AEK, AFT, AKS





Engine	Information	S10	T10	T20 - T23	T22 - T25
All engines	COL:white	7.0045			
Eng. AKS	COL:grey	7.0095			
All engines	COL:blue	7.0108			
All engines			7.6193	7.1055	T20

				ENGINE
1.8	Petrol	55	11/91-04/99	AAM

Engine	Information	S10	T10	T20 - T23	T22 - T25
All engines	COL:white	7.0045			
All engines	COL:blue	7.0108			
All engines	no specific info conc. application available		7.6125, 7.6193		
All engines				7.1055	T20

S10	OIL PRESSURE WARNING LIGHT SWITCH	T10	REVERSING LIGHT SWITCH	T20	BRAKE LIGHT SWITCH
T22	SWITCH CLUTCH CONTROL (CRUISE CONTROL)	T23	SWITCH BRAKE ACTUATION (ENGINE TIMING)	T25	SWITCH CLUTCH CONTROL (ENGINE CONTROL)

FUNCTIONS ON THE VEHICLE

Vehicle	alim.	kW	Date	Engine	 S10	 T10	 T20 - T23	 T22 - T25
---------	-------	----	------	--------	---	---	--	---

ENGINE				
1.8	Petrol	66	08/91-04/99	ABS, ACC, ADZ

Engine	Information	S10	T10	T20 - T23	T22 - T25
All engines	COL:white	7.0045			
All engines	COL:blue	7.0108			
All engines	no specific info conc. application available		7.6125		
Eng. ABS, ADZ	no specific info conc. application available		7.6193		
All engines				7.1055 T20	

ENGINE				
1.8 Syncro	Petrol	66	01/93-04/99	ABS, ADZ

Engine	Information	S10	T10	T20 - T23	T22 - T25
All engines	COL:white	7.0045			
All engines	COL:blue	7.0108			
All engines			7.6125	7.1055 T20	

ENGINE				
1.8i [BRA]	Petrol	66	04/95-05/96	ACC

Engine	Information	S10	T10	T20 - T23	T22 - T25
All engines	COL:white	7.0045			
All engines	COL:blue	7.0108			
All engines			7.6125	7.1055 T20	

ENGINE				
1.9 D	Diesel	47	11/91-04/99	1Y

Engine	Information	S10	T10	T20 - T23	T22 - T25
All engines	COL:grey	7.0095			
All engines	COL:blue	7.0108			
All engines			7.6125	7.1055 T20	

ENGINE				
1.9 SDI	Diesel	47	07/95-04/99	AEY

Engine	Information	S10	T10	T20 - T23	T22 - T25
All engines	COL:grey	7.0095			
All engines	COL:blue	7.0108			
All engines			7.6193	7.1055 T20	7.1143 T22
All engines	with control switch				7.1142 T22

ENGINE				
1.9 TD	Diesel	55	07/93-04/99	AAZ

Engine	Information	S10	T10	T20 - T23	T22 - T25
All engines	COL:grey	7.0095			
All engines	COL:blue	7.0108			
All engines			7.6125	7.1055 T20	

ENGINE				
1.9 TD,GTD	Diesel	55	11/91-08/97	AAZ

Engine	Information	S10	T10	T20 - T23	T22 - T25
All engines	COL:grey	7.0095			
All engines	COL:blue	7.0108			
All engines			7.6125	7.1055 T20	

ENGINE				
1.9 TDI	Diesel	66	09/93-04/99	1Z, AHU, ALE



Engine	Information	S10	T10	T20 - T23	T22 - T25
All engines	COL:grey	7.0095			
All engines	COL:blue	7.0108			
All engines			7.6193		
All engines	COL:black			7.1055 T20	
Eng. AHU	COL:light blue			7.1142 T20	
Eng. 1Z, AHU	with control switch				7.1142 T22
Eng. 1Z, AHU					7.1143 T22

ENGINE				
1.9 TDI	Diesel	81	04/96-04/99	AFN

Engine	Information	S10	T10	T20 - T23	T22 - T25
All engines	COL:grey	7.0095			
All engines	COL:blue	7.0108			
All engines			7.6193		7.1143 T22
All engines	COL:black			7.1055 T20	

S10 OIL PRESSURE WARNING LIGHT SWITCH	T10 REVERSING LIGHT SWITCH	T20 BRAKE LIGHT SWITCH
T22 SWITCH CLUTCH CONTROL (CRUISE CONTROL)	T23 SWITCH BRAKE ACTUATION (ENGINE TIMING)	T25 SWITCH CLUTCH CONTROL (ENGINE CONTROL)

FUNCTIONS ON THE VEHICLE

Vehicle	alim.	kW	Date	Engine	 S10	 T10	 T20 - T23	 T22 - T25
ENGINE								
1.9 TDI	Diesel	81	04/96-04/99	AFN				
Engine	Information			S10	T10	T20 - T23	T22 - T25	
All engines	with control switch						7.1142	T22
ENGINE								
1.9 TDI Syncro	Diesel	66	07/95-04/99	1Z, AHU, ALE				
Engine	Information			S10	T10	T20 - T23	T22 - T25	
All engines	COL:grey			7.0095				
All engines	COL:blue			7.0108				
All engines					7.6193	7.1055	T20	
ENGINE								
2.0	Petrol	79	08/95-04/96	AEP				
Engine	Information			S10	T10	T20 - T23	T22 - T25	
All engines	COL:white			7.0045				
All engines	COL:blue			7.0108				
All engines	no specific info conc. application available				7.6125			
All engines						7.1055	T20	
ENGINE								
2.0	Petrol	85	11/91-04/99	2E, ADY, AGG, AKR				
Engine	Information			S10	T10	T20 - T23	T22 - T25	
All engines	COL:white			7.0045				
All engines	COL:blue			7.0108				
All engines	no specific info conc. application available				7.6125, 7.6193			
All engines						7.1055	T20	
ENGINE								
2.0 GL	Petrol	79	08/95-09/97	AEP				
Engine	Information			S10	T10	T20 - T23	T22 - T25	
All engines	COL:white			7.0045				
All engines	COL:blue			7.0108				
All engines					7.6125	7.1055	T20	
ENGINE								
2.0 GTI 16V	Petrol	110	08/92-08/97	ABF				
Engine	Information			S10	T10	T20 - T23	T22 - T25	
All engines	COL:white			7.0045				
All engines	COL:blue			7.0108				
All engines					7.6193	7.1055	T20	
ENGINE								
2.0 Syncro	Petrol	85	08/95-04/99	AGG				
Engine	Information			S10	T10	T20 - T23	T22 - T25	
All engines	COL:white			7.0045				
All engines	COL:blue			7.0108				
All engines					7.6125	7.1055	T20	
ENGINE								
2.8 VR6	Petrol	120	08/95-09/97	AAA				
Engine	Information			S10	T10	T20 - T23	T22 - T25	
All engines	COL:black			7.0046				
All engines	COL:blue			7.0108				
All engines					7.6193	7.1055	T20	
ENGINE								
2.8 VR6	Petrol	128	01/92-08/97	AAA				
Engine	Information			S10	T10	T20 - T23	T22 - T25	
All engines	COL:black			7.0046				
All engines	COL:blue			7.0108				
All engines					7.6193	7.1055	T20	
ENGINE								
2.9 VR6	Petrol	140	10/94-04/99	ABV				
Engine	Information			S10	T10	T20 - T23	T22 - T25	
All engines	COL:black			7.0046				
All engines	COL:blue			7.0108				
All engines					7.6193	7.1055	T20	

S10	OIL PRESSURE WARNING LIGHT SWITCH	T10	REVERSING LIGHT SWITCH	T20	BRAKE LIGHT SWITCH
T22	SWITCH CLUTCH CONTROL (CRUISE CONTROL)	T23	SWITCH BRAKE ACTUATION (ENGINE TIMING)	T25	SWITCH CLUTCH CONTROL (ENGINE CONTROL)

FUNCTIONS ON THE VEHICLE

Vehicle	alim.	kW	Date	Engine	 S10	 T10	 T20 - T23	 T22 - T25
---------	-------	----	------	--------	---	---	--	---

				ENGINE
2.9 VR6 Syncro	Petrol	140	10/94-04/99	ABV

Engine	Information	S10	T10	T20 - T23	T22 - T25
All engines	COL:black	7.0046			
All engines	COL:blue	7.0108			
All engines			7.6193	7.1055	T20

				ENGINE
1.4	Petrol	55	05/00-06/06	AXP, BCA

Engine	Information	S10	T10	T20 - T23	T22 - T25
All engines	COL:green, Conn. nr. 1, spanner size 24, switch press. 0.3-0.6 bar, thread M10x1	7.0174			
All engines	with adapter		7.6193		
All engines	-> 01/05/01, ->ch. 1J1900000, COL:black, Conn. nr. 2, thread M12x1.5, without adapter		7.6215		
All engines	01/06/01 ->, ch. 1J2000001 ->, COL:brown, Conn. nr. 2, without adapter		7.6266		
All engines	Conn. nr. 2			7.1055	T20
All engines	Conn. nr. 4			7.1151	T20
All engines	COL:green				7.1143 T25
All engines					7.1152 T22
All engines	COL:blue, Conn. nr. 4				7.1220 T25

				ENGINE
1.4 16V	Petrol	55	08/97-06/06	AHW, AKQ, APE, AXP, BCA


Engine	Information	S10	T10	T20 - T23	T22 - T25
Eng. AHW, AKQ	-> 01/08/98, ->ch. 1JX250000, COL:green, Conn. nr. 1, spanner size 24, switch press. 0.5 bar, thread M10x1.0	7.0138			
Eng. APE		7.0139			
All engines	-> 01/04/02, ->ch. 1J2700000, 01/05/02 ->, 01/09/98 ->, ch. 1J3000001 ->, ch. 1JX250001 ->, COL:green, Conn. nr. 1, spanner size 24, switch press. 0.3-0.6 bar, thread M10x1	7.0174			
All engines	with adapter		7.6193		
All engines	-> 01/08/98, ->ch. 1JX060000, spanner size 24, thread M20x1.5, without adapter		7.6205		
All engines	-> 01/05/01, ->ch. 1J1900000, 01/09/98 ->, ch. 1JX060001 ->, COL:black, Conn. nr. 2, thread M12x1.5, without adapter		7.6215		
All engines	01/06/01 ->, ch. 1J2000001 ->, COL:brown, Conn. nr. 2, without adapter		7.6266		
All engines	Conn. nr. 2			7.1055	T20
All engines	Conn. nr. 4			7.1151	T20
All engines	COL:green				7.1143 T25
All engines					7.1152 T22
All engines	COL:blue, Conn. nr. 4				7.1220 T25

				ENGINE
1.6	Petrol	74	08/97-05/04	AEH, AFT, AKL, AKS, APF

Engine	Information	S10	T10	T20 - T23	T22 - T25
Eng. AFT, AKS	-> 01/08/98, COL:blue, Conn. nr. 1, switch press. 0.25 bar, thread M10x1.0	7.0008			
Eng. AFT, AKS	-> 01/08/98, COL:white, Conn. nr. 1, spanner size 24, switch press. 1.8 bar, thread M10x1.0	7.0045			
Eng. AEH, AKL	->ch. 1J-X-250 000	7.0046			
Eng. AFT, AKS	01/09/98 ->, COL:blue, Conn. nr. 1, switch press. 0.15/0.35 bar, thread M10x1.0	7.0133			
Eng. AEH, AKL	-> 01/08/98, ->ch. 1JX250000, COL:grey, Conn. nr. 1, spanner size 24, switch press. 0.75-1.05 bar, thread M10x1.0	7.0134			
Eng. AEH, AKL, APF	01/09/98 ->, ch. 1J-X-250 001 ->, ch. 1JX250001 ->, COL:black, Conn. nr. 1, switch press. 1.2-1.6 bar, thread M10x1.0	7.0135			
Eng. AFT, AKS	01/09/98 ->, COL:grey, Conn. nr. 1, spanner size 24, switch press. 1.6/2.0 bar, thread M10x1.0	7.0136			
All engines	with adapter, WITH SHIFT CABLE		7.6193		
Eng. AEH, AKL, APF	-> 01/08/98, ->ch. 1JX060000, spanner size 24, thread M20x1.5, without adapter		7.6205		
All engines	-> 01/05/01, ->ch. 1J1900000, 01/09/98 ->, ch. 1J-X-060 001 ->, ch. 1JX060001 ->, COL:black, Conn. nr. 2, thread M12x1.5, WITH SHIFT RODS, without adapter		7.6215		
Eng. AEH, AKL, APF	01/06/01 ->, ch. 1J2000001 ->, COL:brown, Conn. nr. 2, without adapter		7.6266		
All engines	-> 01/08/00, ->ch. VVVZZZ1EZWK020000, ch. VVVZZZ1EZWK000001 ->, Conn. nr. 2			7.1055	T20
Eng. AEH, AKL, APF	Conn. nr. 4			7.1151	T20
Eng. AKS	01/09/00 ->, ch. VVVZZZ1EZWK000001 ->, Conn. nr. 4			7.1229	T20
Eng. AEH, AKL	pole nr. 4			7.1230	T20
Eng. AEH, AKL, APF	-> 01/09/00, ->ch. 1J1320000, COL:green				7.1143 T25

S10 OIL PRESSURE WARNING LIGHT SWITCH	T10 REVERSING LIGHT SWITCH	T20 BRAKE LIGHT SWITCH
T22 SWITCH CLUTCH CONTROL (CRUISE CONTROL)	T23 SWITCH BRAKE ACTUATION (ENGINE TIMING)	T25 SWITCH CLUTCH CONTROL (ENGINE CONTROL)

FUNCTIONS ON THE VEHICLE

Vehicle	alim.	kW	Date	Engine	 S10	 T10	 T20 - T23	 T22 - T25
---------	-------	----	------	--------	---	---	--	---

ENGINE				
1.6	Petrol	74	08/97-05/04	AEH, AFT, AKL, AKS, APF

Engine	Information	S10	T10	T20 - T23	T22 - T25
Eng. AEH, AKL, APF	with control switch				7.1152 T22
Eng. AEH, AKL	ch. 1J-1-320 001 ->				7.1220 T22
Eng. AEH, AKL, APF	01/10/00 ->, ch. 1J1320001 ->, COL:blue, Conn. nr. 4				7.1220 T25

ENGINE				
1.6	Petrol	75	08/00-06/06	AVU, BFQ

Engine	Information	S10	T10	T20 - T23	T22 - T25
All engines	COL:black, Conn. nr. 1, switch press. 1.2-1.6 bar, thread M10x1.0	7.0135			
All engines	with adapter		7.6193		
All engines	aut., COL:black, Conn. nr. 2, thread M12x1.5, without adapter		7.6215		
All engines	COL:brown, Conn. nr. 2, man., without adapter		7.6266		
All engines	Conn. nr. 2			7.1055 T20	
All engines	Conn. nr. 4			7.1151 T20	
All engines					7.1152 T22
All engines	COL:blue, Conn. nr. 4				7.1220 T25

ENGINE				
1.6	Petrol	77	05/00-06/06	AUS, AZD, BCB

Engine	Information	S10	T10	T20 - T23	T22 - T25
Eng. AUS	COL:black, Conn. nr. 1, switch press. 1.2-1.6 bar, thread M10x1.0	7.0135			
Eng. AZD, BCB	COL:green, Conn. nr. 1, spanner size 24, switch press. 0.3-0.6 bar, thread M10x1	7.0174			
All engines	-> 01/05/01, ->ch. 1J1900000, COL:black, Conn. nr. 2, thread M12x1.5, without adapter		7.6215		
All engines	01/06/01 ->, ch. 1J2000001 ->, COL:brown, Conn. nr. 2, without adapter		7.6266		
All engines	Conn. nr. 2			7.1055 T20	
All engines	Conn. nr. 4			7.1151 T20	
All engines					7.1152 T22
All engines	COL:blue, Conn. nr. 4				7.1220 T25

ENGINE				
1.6 16V	Petrol	77	02/00-06/06	ATN, AUS, AZD, BCB

Engine	Information	S10	T10	T20 - T23	T22 - T25
Eng. ATN, AUS, AZD	COL:black, Conn. nr. 1, switch press. 1.2-1.6 bar, thread M10x1.0	7.0135			
All engines	COL:green, Conn. nr. 1, spanner size 24, switch press. 0.3-0.6 bar, thread M10x1	7.0174			
All engines	-> 01/05/01, ->ch. 1J1900000, COL:black, Conn. nr. 2, thread M12x1.5, without adapter		7.6215		
All engines	01/06/01 ->, ch. 1J2000001 ->, COL:brown, Conn. nr. 2, without adapter		7.6266		
All engines	Conn. nr. 2			7.1055 T20	
All engines	Conn. nr. 4			7.1151 T20	
All engines					7.1152 T22
All engines	COL:blue, Conn. nr. 4				7.1220 T25

ENGINE				
1.6 FSI	Petrol	81	01/02-06/06	BAD

Engine	Information	S10	T10	T20 - T23	T22 - T25
All engines	COL:green, Conn. nr. 1, spanner size 24, switch press. 0.3-0.6 bar, thread M10x1	7.0174			
All engines	COL:brown, Conn. nr. 2, without adapter		7.6266		
All engines	Conn. nr. 2			7.1055 T20	
All engines	Conn. nr. 4			7.1151 T20	
All engines					7.1152 T22
All engines	COL:blue, Conn. nr. 4				7.1220 T25

ENGINE				
1.6 FSI	Petrol	85	10/03-07/04	BAG

Engine	Information	S10	T10	T20 - T23	T22 - T25
All engines		7.0139			
All engines	COL:black		7.6215		
All engines	COL:brown		7.6266		
All engines	LHD			7.1228 T20	
All engines	RHD			7.1229 T20	
All engines	ch. 1K-6B061 178 ->, ch. 1K-6P016 005 ->, ch. 1K-6U009 190 ->, ch. 1K-6W061 589 ->			7.1232 T20	

S10	OIL PRESSURE WARNING LIGHT SWITCH	T10	REVERSING LIGHT SWITCH	T20	BRAKE LIGHT SWITCH
T22	SWITCH CLUTCH CONTROL (CRUISE CONTROL)	T23	SWITCH BRAKE ACTUATION (ENGINE TIMING)	T25	SWITCH CLUTCH CONTROL (ENGINE CONTROL)

FUNCTIONS ON THE VEHICLE

Vehicle	alim.	kW	Date	Engine	 S10	 T10	 T20 - T23	 T22 - T25
---------	-------	----	------	--------	---	---	--	---

ENGINE				
1.8	Petrol	55	01/98-10/00	AAM, ANN

Engine	Information	S10	T10	T20 - T23	T22 - T25
All engines	COL:blue, Conn. nr. 1, switch press. 0.25 bar, thread M10x1.0	7.0008			
All engines	COL:white, Conn. nr. 1, spanner size 24, switch press. 1.8 bar, thread M10x1.0	7.0045			
All engines	Conn. nr. 2, spanner size 21, thread M12x1.5, without adapter		7.6125		
All engines	PR. 0G4, with adapter		7.6193		
All engines	-> 01/04/98, ->ch. 1EX008000, PR. 0G3, spanner size 24, thread M20x1.5, without adapter		7.6205		
All engines	01/05/98 ->, ch. 1EX008001 ->, COL:black, Conn. nr. 2, PR. 0G3, thread M12x1.5, without adapter		7.6215		
All engines	-> 01/08/00, ->ch. 1E1006420, Conn. nr. 2			7.1055	T20
All engines	01/09/00 ->, ch. 1E1006421 ->, Conn. nr. 4			7.1229	T20

ENGINE				
1.8	Petrol	66	06/98-06/02	ADZ, ANP

Engine	Information	S10	T10	T20 - T23	T22 - T25
Eng. ANP	COL:blue, Conn. nr. 1, switch press. 0.25 bar, thread M10x1.0	7.0008			
All engines	COL:white, Conn. nr. 1, spanner size 24, switch press. 1.8 bar, thread M10x1.0	7.0045			
Eng. ADZ	COL:blue	7.0108			
All engines	Conn. nr. 2, see connection type, spanner size 21, thread M12x1.5, without adapter		7.6125		
Eng. ANP	with adapter, WITH SHIFT CABLE		7.6193		
Eng. ANP	COL:black, Conn. nr. 2, thread M12x1.5, WITH SHIFT RODS, without adapter		7.6215		
Eng. ANP	Conn. nr. 2			7.1055	T20

ENGINE				
1.8	Petrol	92	08/97-06/05	AGN

Engine	Information	S10	T10	T20 - T23	T22 - T25
All engines	-> 01/08/98, ->ch. 1JX250000, COL:grey, Conn. nr. 1, spanner size 24, switch press. 0.75-1.05 bar, thread M10x1.0	7.0134			
All engines	01/09/98 ->, ch. 1JX250001 ->, COL:black, Conn. nr. 1, switch press. 1.2-1.6 bar, thread M10x1.0	7.0135			
All engines	-> 01/08/98, ->ch. 1JX060000, spanner size 24, thread M20x1.5, without adapter		7.6205		
All engines	01/09/98 ->, ch. 1JX060001 ->, COL:black, Conn. nr. 2, thread M12x1.5, without adapter		7.6215		
All engines	Conn. nr. 2			7.1055	T20
All engines	Conn. nr. 4			7.1151	T20
All engines	COL:green				7.1143 T25
All engines					7.1152 T22

ENGINE				
1.8 4motion	Petrol	92	05/99-06/06	AGN

Engine	Information	S10	T10	T20 - T23	T22 - T25
All engines	COL:black, Conn. nr. 1, switch press. 1.2-1.6 bar, thread M10x1.0	7.0135			
All engines	COL:black, Conn. nr. 2, thread M12x1.5, without adapter		7.6215		
All engines	Conn. nr. 2			7.1055	T20
All engines	Conn. nr. 4			7.1151	T20
All engines	COL:green				7.1143 T25
All engines					7.1152 T22

ENGINE				
1.8 T	Petrol	110	08/97-06/06	AGU, ARZ, AUM, AWD

Engine	Information	S10	T10	T20 - T23	T22 - T25
Eng. AGU	-> 01/08/98, ->ch. 1JX250000, COL:grey, Conn. nr. 1, spanner size 24, switch press. 0.75-1.05 bar, thread M10x1.0	7.0134			
Eng. AGU, ARZ, AUM	01/09/98 ->, ch. 1JX250001 ->, COL:black, Conn. nr. 1, switch press. 1.2-1.6 bar, thread M10x1.0	7.0135			
All engines	with adapter		7.6193		
All engines	-> 01/08/98, ->ch. 1JX060000, spanner size 24, thread M20x1.5, without adapter		7.6205		
All engines	-> 01/04/01, ->ch. 1J1900000, 01/09/98 ->, ch. 1JX060001 ->, COL:black, Conn. nr. 2, thread M12x1.5, without adapter		7.6215		
All engines	01/05/01 ->, ch. 1J2000001 ->, COL:brown, Conn. nr. 2, without adapter		7.6266		
All engines	Conn. nr. 2			7.1055	T20
All engines	Conn. nr. 4			7.1151	T20
All engines	COL:green				7.1143 T25
All engines					7.1152 T22

S10	OIL PRESSURE WARNING LIGHT SWITCH	T10	REVERSING LIGHT SWITCH	T20	BRAKE LIGHT SWITCH
T22	SWITCH CLUTCH CONTROL (CRUISE CONTROL)	T23	SWITCH BRAKE ACTUATION (ENGINE TIMING)	T25	SWITCH CLUTCH CONTROL (ENGINE CONTROL)

FUNCTIONS ON THE VEHICLE

Vehicle	alim.	kW	Date	Engine	 S10	 T10	 T20 - T23	 T22 - T25
---------	-------	----	------	--------	---	---	--	---

				ENGINE
1.8 T	Petrol	110	08/97-06/06	AGU, ARZ, AUM, AWD

Engine	Information	S10	T10	T20 - T23	T22 - T25
All engines	COL:blue, Conn. nr. 4				7.1220 T25

				ENGINE
1.8 T GTI	Petrol	132	08/01-06/05	AUQ

Engine	Information	S10	T10	T20 - T23	T22 - T25
All engines	COL:black, Conn. nr. 1, switch press. 1.2-1.6 bar, thread M10x1.0	7.0135			
All engines	COL:brown, Conn. nr. 2, without adapter		7.6266		
All engines	Conn. nr. 2			7.1055 T20	
All engines	Conn. nr. 4			7.1151 T20	
All engines					7.1152 T22
All engines	COL:blue, Conn. nr. 4				7.1220 T25

				ENGINE
1.9 SDI	Diesel	50	08/97-06/06	AGP, AQM

Engine	Information	S10	T10	T20 - T23	T22 - T25
Eng. AGP	-> 01/09/98, -> ch. 1JX250000, COL:brown, spanner size 24, switch press. 0.55/0.85 bar, thread M14x1.5	7.0095			
All engines	01/10/98 ->, ch. 1JX250001 ->, COL:brown, Conn. nr. 1, spanner size 24, switch press. 0.55-0.85 bar, thread M10x1.0	7.0132			
All engines	with adapter		7.6193		
All engines	-> 01/08/98, -> ch. 1JX060000, spanner size 24, thread M20x1.5, without adapter		7.6205		
All engines	-> 01/05/01, -> ch. 1J1900000, 01/09/98 ->, ch. 1JX060001 ->, COL:black, Conn. nr. 2, thread M12x1.5, without adapter		7.6215		
All engines	01/06/01 ->, ch. 1J2000001 ->, COL:brown, Conn. nr. 2, without adapter		7.6266		
All engines	Conn. nr. 2			7.1055 T20	
All engines	Conn. nr. 4			7.1151 T20	
All engines	COL:green				7.1143 T25
All engines					7.1152 T22
All engines	COL:blue, Conn. nr. 4				7.1220 T25

				ENGINE
1.9 TDI	Diesel	110	05/00-06/06	ARL




Engine	Information	S10	T10	T20 - T23	T22 - T25
All engines	COL:brown, Conn. nr. 1, spanner size 24, switch press. 0.55-0.85 bar, thread M10x1.0	7.0132			
All engines	-> 01/05/01, -> ch. 1J1900000, COL:black, Conn. nr. 2, thread M12x1.5, without adapter		7.6215		
All engines	01/06/01 ->, ch. 1J2000001 ->, COL:brown, Conn. nr. 2, without adapter		7.6266		
All engines	Conn. nr. 2			7.1055 T20	
All engines	Conn. nr. 4			7.1151 T20	
All engines					7.1152 T22
All engines	COL:blue, Conn. nr. 4				7.1220 T25

				ENGINE
1.9 TDI	Diesel	66	10/97-05/06	AGR, AHU, ALE, ALH

Engine	Information	S10	T10	T20 - T23	T22 - T25
Eng. AHU, ALE	-> 01/08/98, COL:blue, Conn. nr. 1, switch press. 0.25 bar, thread M10x1.0	7.0008			
All engines	-> 01/08/98, -> ch. 1J-X-250 000, -> ch. 1JX250000, COL:brown, COL:grey, Conn. nr. 1, spanner size 24, switch press. 0.55/0.85 bar, switch press. 0.9 bar, thread M10x1.0, thread M14x1.5	7.0095			
Eng. AGR, ALH	01/09/98 ->, ch. 1J-X-250 001 ->, ch. 1JX250001 ->, COL:brown, Conn. nr. 1, spanner size 24, switch press. 0.55-0.85 bar, thread M10x1.0	7.0132			
Eng. AHU, ALE	01/09/98 ->, COL:blue, Conn. nr. 1, switch press. 0.15/0.35 bar, thread M10x1.0	7.0133			
Eng. AHU, ALE	01/09/98 ->, COL:grey, Conn. nr. 1, spanner size 24, switch press. 0.75-1.05 bar, thread M10x1.0	7.0134			
All engines	no specific info conc. application available, with adapter, WITH SHIFT CABLE		7.6193		
Eng. AGR, ALH	-> 01/08/98, -> ch. 1J-X-060 000, -> ch. 1JX060000, spanner size 24, thread M20x1.5, without adapter		7.6205		
All engines	-> 01/05/01, -> ch. 1J1900000, 01/09/98 ->, ch. 1J-X-060 001 ->, ch. 1JX060001 ->, COL:black, Conn. nr. 2, thread M12x1.5, WITH SHIFT RODS, without adapter		7.6215		
Eng. AGR, ALH	01/06/01 ->, ch. 1J2000001 ->, COL:brown, Conn. nr. 2, without adapter		7.6266		
Eng. AGR, AHU, ALH	-> 01/08/00, Conn. nr. 2			7.1055 T20	
Eng. AGR, ALH	Conn. nr. 4			7.1151 T20	
Eng. AHU, ALE	01/09/00 ->, Conn. nr. 4			7.1229 T20	
Eng. AGR, ALH	pole nr. 4			7.1230 T20	

S10	OIL PRESSURE WARNING LIGHT SWITCH	T10	REVERSING LIGHT SWITCH	T20	BRAKE LIGHT SWITCH
T22	SWITCH CLUTCH CONTROL (CRUISE CONTROL)	T23	SWITCH BRAKE ACTUATION (ENGINE TIMING)	T25	SWITCH CLUTCH CONTROL (ENGINE CONTROL)

FUNCTIONS ON THE VEHICLE

Vehicle	alim.	kW	Date	Engine	 S10	 T10	 T20 - T23	 T22 - T25
---------	-------	----	------	--------	---	---	--	---

ENGINE				
1.9 TDI	Diesel	66	10/97-05/06	AGR, AHU, ALE, ALH

Engine	Information	S10	T10	T20 - T23	T22 - T25
All engines	->ch. 1J-1-320 000, COL:green				7.1143 T22
Eng. AGR, ALH	-> 01/09/00, ->ch. 1J320000, COL:green				7.1143 T25
Eng. AGR, ALH	with control switch				7.1152 T22
Eng. AGR, ALH	ch. 1J-1-320 001 ->				7.1220 T22
Eng. AGR, ALH	01/10/00 ->, ch. 1J1320001 ->, COL:blue, Conn. nr. 4				7.1220 T25

ENGINE				
1.9 TDi	Diesel	74	02/00-06/06	ATD, AXR

Engine	Information	S10	T10	T20 - T23	T22 - T25
All engines	01/01/02 ->, COL:brown, Conn. nr. 1, spanner size 24, switch press. 0.55-0.85 bar, thread M10x1.0	7.0132			
All engines	-> 01/12/01, COL:green, Conn. nr. 1, spanner size 24, switch press. 0.3-0.6 bar, thread M10x1	7.0174			
All engines	-> 01/05/01, ->ch. 1J1900000, COL:black, Conn. nr. 2, thread M12x1.5, without adapter		7.6215		
All engines	01/06/01 ->, ch. 1J2000001 ->, COL:brown, Conn. nr. 2, without adapter		7.6266		
All engines	Conn. nr. 2			7.1055 T20	
All engines	Conn. nr. 4			7.1151 T20	
All engines					7.1152 T22
All engines	COL:blue, Conn. nr. 4				7.1220 T25

ENGINE				
1.9 TDI	Diesel	81	08/97-05/06	AFN, AHF, ASV, AVG





Engine	Information	S10	T10	T20 - T23	T22 - T25
Eng. AFN	-> 01/08/98, COL:blue, Conn. nr. 1, switch press. 0.25 bar, thread M10x1.0	7.0008			
Eng. AFN, AHF, ASV	-> 01/08/98, ->ch. 1J-X-250 000, ->ch. 1JX250000, COL:brown, COL:grey, Conn. nr. 1, spanner size 24, switch press. 0.55/0.85 bar, switch press. 0.9 bar, thread M10x1.0, thread M14x1.5	7.0095			
Eng. AHF, ASV	01/09/98 ->, ch. 1J-X-250 001 ->, ch. 1JX250001 ->, COL:brown, Conn. nr. 1, spanner size 24, switch press. 0.55-0.85 bar, thread M10x1.0	7.0132			
Eng. AFN, AVG	01/09/98 ->, COL:blue, Conn. nr. 1, switch press. 0.15/0.35 bar, thread M10x1.0	7.0133			
Eng. AFN, AVG	01/09/98 ->, COL:grey, Conn. nr. 1, spanner size 24, switch press. 0.75-1.05 bar, thread M10x1.0	7.0134			
All engines	no specific info conc. application available, with adapter, WITH SHIFT CABLE		7.6193		
Eng. AHF, ASV	-> 01/08/98, ->ch. 1J-X-060 000, ->ch. 1JX060000, spanner size 24, thread M20x1.5, without adapter		7.6205		
All engines	-> 01/05/01, ->ch. 1J1900000, 01/09/98 ->, ch. 1J-X-060 001 ->, ch. 1JX060001 ->, COL:black, Conn. nr. 2, thread M12x1.5, WITH SHIFT RODS, without adapter		7.6215		
Eng. AHF, ASV	01/06/01 ->, ch. 1J2000001 ->, COL:brown, Conn. nr. 2, without adapter		7.6266		
Eng. AFN, AHF, ASV	-> 01/08/00, Conn. nr. 2			7.1055 T20	
Eng. AHF, ASV	Conn. nr. 4			7.1151 T20	
Eng. AFN	01/09/00 ->, Conn. nr. 4			7.1229 T20	
Eng. AHF, ASV	pole nr. 4			7.1230 T20	
Eng. AFN, AHF, ASV	->ch. 1J-1-320 000, COL:green				7.1143 T22
Eng. AHF, ASV	COL:green				7.1143 T25
Eng. AHF, ASV	with control switch				7.1152 T22
Eng. AHF, ASV	ch. 1J-1-320 001 ->				7.1220 T22
Eng. AHF, ASV	COL:blue, Conn. nr. 4				7.1220 T25

ENGINE				
1.9 TDI	Diesel	85	12/98-04/02	AJM, AUJ

Engine	Information	S10	T10	T20 - T23	T22 - T25
All engines	01/01/00 ->, 01/01/01 ->, ch. 1JY480001 ->, COL:brown, Conn. nr. 1, spanner size 24, switch press. 0.55-0.85 bar, thread M10x1.0	7.0132			
All engines	-> 01/12/99, ->ch. 1JY480000, COL:grey, Conn. nr. 1, spanner size 24, switch press. 0.75-1.05 bar, thread M10x1.0	7.0134			
All engines	spanner size 24, thread M20x1.5, without adapter		7.6205		
All engines	-> 01/05/01, ->ch. 1J1900000, COL:black, Conn. nr. 2, thread M12x1.5, without adapter		7.6215		
All engines	01/06/01 ->, ch. 1J2000001 ->, COL:brown, Conn. nr. 2, without adapter		7.6266		
All engines	Conn. nr. 2			7.1055 T20	
All engines	Conn. nr. 4			7.1151 T20	
Eng. AJM	COL:green				7.1143 T25
All engines					7.1152 T22
Eng. AUJ	COL:blue, Conn. nr. 4				7.1220 T25

S10 OIL PRESSURE WARNING LIGHT SWITCH	T10 REVERSING LIGHT SWITCH	T20 BRAKE LIGHT SWITCH
T22 SWITCH CLUTCH CONTROL (CRUISE CONTROL)	T23 SWITCH BRAKE ACTUATION (ENGINE TIMING)	T25 SWITCH CLUTCH CONTROL (ENGINE CONTROL)

FUNCTIONS ON THE VEHICLE

Vehicle	alim.	kW	Date	Engine	 S10	 T10	 T20 - T23	 T22 - T25
---------	-------	----	------	--------	---	---	--	---

				ENGINE
1.9 TDI	Diesel	96	11/00-06/06	ASZ

Engine	Information	S10	T10	T20 - T23	T22 - T25
All engines	COL:brown, Conn. nr. 1, spanner size 24, switch press. 0.55-0.85 bar, thread M10x1.0	7.0132			
All engines	COL:brown, Conn. nr. 2, without adapter		7.6266		
All engines	Conn. nr. 2			7.1055 T20	
All engines	Conn. nr. 4			7.1151 T20	
All engines					7.1152 T22
All engines	COL:blue, Conn. nr. 4				7.1220 T25

				ENGINE
1.9 TDI 4motion	Diesel	110	02/00-06/05	ARL

Engine	Information	S10	T10	T20 - T23	T22 - T25
All engines	COL:brown, Conn. nr. 1, spanner size 24, switch press. 0.55-0.85 bar, thread M10x1.0	7.0132			
All engines	ch. 1J2000001 ->, COL:brown, Conn. nr. 2, without adapter		7.6266		
All engines	Conn. nr. 2			7.1055 T20	
All engines	Conn. nr. 4			7.1151 T20	
All engines					7.1152 T22
All engines	COL:blue, Conn. nr. 4				7.1220 T22, T25

				ENGINE
1.9 TDI 4motion	Diesel	66	05/99-05/06	AGR

Engine	Information	S10	T10	T20 - T23	T22 - T25
All engines	->ch. 1J-X-250 000	7.0095			
All engines	ch. 1J-X-250 001 ->, COL:brown, Conn. nr. 1, spanner size 24, switch press. 0.55-0.85 bar, thread M10x1.0	7.0132			
All engines	no specific info conc. application available, with adapter		7.6193		
All engines	->ch. 1J-X-060 000		7.6205		
All engines	-> 01/05/01, ->ch. 1J1900000, ch. 1J-X-060 001 ->, COL:black, Conn. nr. 2, thread M12x1.5, without adapter		7.6215		
All engines	01/06/01 ->, ch. 1J2000001 ->, COL:brown, Conn. nr. 2, without adapter		7.6266		
All engines	Conn. nr. 2			7.1055 T20	
All engines	Conn. nr. 4			7.1151 T20	
All engines	pole nr. 4			7.1230 T20	
All engines	->ch. 1J-1-320 000				7.1143 T22
All engines	-> 01/09/00, ->ch. 1J1320000, COL:green				7.1143 T25
All engines	with control switch				7.1152 T22
All engines	ch. 1J-1-320 001 ->				7.1220 T22
All engines	01/10/00 ->, ch. 1J1320001 ->, COL:blue, Conn. nr. 4				7.1220 T25

				ENGINE
1.9 TDI 4motion	Diesel	74	09/00-06/06	ATD


Engine	Information	S10	T10	T20 - T23	T22 - T25
All engines	COL:brown, Conn. nr. 1, spanner size 24, switch press. 0.55-0.85 bar, thread M10x1.0	7.0132			
All engines	-> 01/05/01, ->ch. 1J1900000, COL:black, Conn. nr. 2, thread M12x1.5, without adapter		7.6215		
All engines	01/06/01 ->, ch. 1J2000001 ->, COL:brown, Conn. nr. 2, without adapter		7.6266		
All engines	Conn. nr. 2			7.1055 T20	
All engines	Conn. nr. 4			7.1151 T20	
All engines					7.1152 T22
All engines	COL:blue, Conn. nr. 4				7.1220 T25

				ENGINE
1.9 TDI 4motion	Diesel	85	05/99-06/01	AJM, AUY

Engine	Information	S10	T10	T20 - T23	T22 - T25
All engines	COL:brown, Conn. nr. 1, spanner size 24, switch press. 0.55-0.85 bar, thread M10x1.0	7.0132			
All engines	COL:grey, Conn. nr. 1, spanner size 24, switch press. 0.75-1.05 bar, thread M10x1.0	7.0134			
All engines	COL:black, Conn. nr. 2, thread M12x1.5, without adapter		7.6215		
All engines	Conn. nr. 2			7.1055 T20	
All engines	Conn. nr. 4			7.1151 T20	
All engines	COL:green				7.1143 T22
All engines					7.1152 T22

S10 OIL PRESSURE WARNING LIGHT SWITCH	T10 REVERSING LIGHT SWITCH	T20 BRAKE LIGHT SWITCH
T22 SWITCH CLUTCH CONTROL (CRUISE CONTROL)	T23 SWITCH BRAKE ACTUATION (ENGINE TIMING)	T25 SWITCH CLUTCH CONTROL (ENGINE CONTROL)

FUNCTIONS ON THE VEHICLE

Vehicle	alim.	kW	Date	Engine	 S10	 T10	 T20 - T23	 T22 - T25
---------	-------	----	------	--------	---	---	--	---

ENGINE				
1.9 TDI 4motion	Diesel	96	11/00-06/06	ASZ

Engine	Information	S10	T10	T20 - T23	T22 - T25
All engines	COL: brown, Conn. nr. 1, spanner size 24, switch press. 0.55-0.85 bar, thread M10x1.0	7.0132			
All engines	COL: brown, Conn. nr. 2, without adapter		7.6266		
All engines	Conn. nr. 2			7.1055 T20	
All engines	Conn. nr. 4			7.1151 T20	
All engines					7.1152 T22
All engines	COL: blue, Conn. nr. 4				7.1220 T25

ENGINE				
1.9 TDI GTI	Diesel	110	06/01-06/06	ARL

Engine	Information	S10	T10	T20 - T23	T22 - T25
All engines		7.0132			
All engines	no specific info conc. application available		7.6193		
All engines	-> ch. 1J-X-060 000		7.6205		
All engines	ch. 1J-X-060 001 ->, COL: black		7.6215		
All engines	COL: brown		7.6266		
All engines	pole nr. 2			7.1055 T20	
All engines	pole nr. 4			7.1230 T20	
All engines	-> ch. 1J-1-320 000				7.1143 T22
All engines	with control switch				7.1152 T22
All engines	ch. 1J-1-320 001 ->				7.1220 T22

ENGINE				
2.0	Petrol	85	06/98-06/06	AGG, AKR, APK, AQY, ATU, AWF, AWG, AZG, AZJ

Engine	Information	S10	T10	T20 - T23	T22 - T25
Eng. AGG, AKR, ATU, AWF, AWG	COL: blue, Conn. nr. 1, switch press. 0.15/0.35 bar, thread M10x1.0	7.0133			
Eng. APK, AQY, AZG, AZJ	COL: black, Conn. nr. 1, switch press. 1.2-1.6 bar, thread M10x1.0	7.0135			
Eng. AGG, AKR, ATU, AWF, AWG	COL: grey, Conn. nr. 1, spanner size 24, switch press. 1.6/2.0 bar, thread M10x1.0	7.0136			
Eng. AGG, AKR, ATU, AWF, AWG	-> ch. WVVZZZ1EZ2K015000, ch. WVVZZZ-1VZ2M800001 ->, Conn. nr. 2, spanner size 21, thread M12x1.5, without adapter		7.6125		
All engines	-> ch. WVVZZZ1EZ2K015000, ch. WVVZZZ-1VZ2M800001 ->, with adapter, WITH SHIFT CABLE		7.6193		
All engines	-> 01/04/01, -> ch. 1J1900000, COL: black, Conn. nr. 2, thread M12x1.5, WITH SHIFT RODS, without adapter		7.6215		
Eng. APK, AQY, AZG, AZJ	01/05/01 ->, ch. 1J2000001 ->, COL: brown, Conn. nr. 2, without adapter		7.6266		
Eng. AGG, APK, AQY, ATU, AWF, AWG, AZG, AZJ	-> 01/03/02, -> 01/08/00, -> ch. WVVZZZ-1EZ2K015000, ch. WVVZZZ1VZ2M800001 ->, Conn. nr. 2			7.1055 T20	
Eng. APK, AQY, AZG, AZJ	Conn. nr. 4			7.1151 T20	
Eng. AGG, ATU, AWF, AWG	-> ch. WVVZZZ1EZ2K015000, 01/04/02 ->, 01/09/00 ->, ch. WVVZZZ1VZ2M800001 ->, Conn. nr. 4			7.1229 T20	
Eng. AWF, AWG	ch. WVVZZZ1VZ2M800001 ->, COL: green				7.1143 T22
Eng. APK, AQY, AZG, AZJ	COL: green				7.1143 T25
Eng. APK, AQY, AZG, AZJ					7.1152 T22
Eng. APK, AQY, AZG, AZJ	COL: blue, Conn. nr. 4				7.1220 T25

ENGINE				
2.0 4motion	Petrol	85	10/00-06/06	AZH, AZJ

Engine	Information	S10	T10	T20 - T23	T22 - T25
All engines	COL: black, Conn. nr. 1, switch press. 1.2-1.6 bar, thread M10x1.0	7.0135			
All engines	with adapter		7.6193		
All engines	-> 01/04/01, -> ch. 1J1900000, aut., COL: black, Conn. nr. 2, thread M12x1.5, without adapter		7.6215		
All engines	01/05/01 ->, ch. 1J2000001 ->, COL: brown, Conn. nr. 2, man., without adapter		7.6266		
All engines	Conn. nr. 2			7.1055 T20	
All engines	Conn. nr. 4			7.1151 T20	
All engines					7.1152 T22
All engines	COL: blue, Conn. nr. 4				7.1220 T25

ENGINE				
2.0 Bi-Fuel	Petrol/ Natural Gas (CNG)	85	02/02-06/06	BEH

Engine	Information	S10	T10	T20 - T23	T22 - T25
All engines	COL: black, Conn. nr. 1, switch press. 1.2-1.6 bar, thread M10x1.0	7.0135			

S10 OIL PRESSURE WARNING LIGHT SWITCH	T10 REVERSING LIGHT SWITCH	T20 BRAKE LIGHT SWITCH
T22 SWITCH CLUTCH CONTROL (CRUISE CONTROL)	T23 SWITCH BRAKE ACTUATION (ENGINE TIMING)	T25 SWITCH CLUTCH CONTROL (ENGINE CONTROL)

FUNCTIONS ON THE VEHICLE

Vehicle	alim.	kW	Date	Engine	 S10	 T10	 T20 - T23	 T22 - T25
---------	-------	----	------	--------	---	---	--	---

				ENGINE
2.0 Bi-Fuel	Petrol/ Natural Gas (CNG)	85	02/02-06/06	BEH

Engine	Information	S10	T10	T20 - T23	T22 - T25
All engines	COL:brown, Conn. nr. 2, without adapter		7.6266		
All engines	Conn. nr. 2			7.1055 T20	
All engines	Conn. nr. 4			7.1151 T20	
All engines					7.1152 T22
All engines	COL:blue, Conn. nr. 4				7.1220 T25

				ENGINE
2.3 V5	Petrol	110	08/97-06/06	AGZ

Engine	Information	S10	T10	T20 - T23	T22 - T25
All engines	-> 01/04/99, ->ch. 1JX990000, COL:brown, Conn. nr. 1, spanner size 24, switch press. 0.55-0.85 bar, thread M10x1.0	7.0132			
All engines	01/05/99 ->, ch. 1JY000001 ->, COL:grey, Conn. nr. 1, spanner size 24, switch press. 0.75-1.05 bar, thread M10x1.0	7.0134			
All engines	with adapter		7.6193		
All engines	-> 01/08/98, ->ch. 1JX060000, spanner size 24, thread M20x1.5, without adapter		7.6205		
All engines	01/09/98 ->, ch. 1JX060001 ->, COL:black, Conn. nr. 2, thread M12x1.5, without adapter		7.6215		
All engines	Conn. nr. 2			7.1055 T20	
All engines	Conn. nr. 4			7.1151 T20	
All engines	-> 01/09/00, ->ch. 1J1320000, COL:green				7.1143 T25
All engines					7.1152 T22
All engines	01/10/00 ->, ch. 1J1320001 ->, COL:blue, Conn. nr. 4				7.1220 T25

				ENGINE
2.3 V5	Petrol	125	10/00-06/06	AQN

Engine	Information	S10	T10	T20 - T23	T22 - T25
All engines	COL:black, Conn. nr. 1, switch press. 1.2-1.6 bar, thread M10x1.0	7.0135			
All engines	-> 01/05/01, ->ch. 1J1900000, COL:black, Conn. nr. 2, thread M12x1.5, without adapter		7.6215		
All engines	01/06/01 ->, ch. 1J2000001 ->, COL:brown, Conn. nr. 2, without adapter		7.6266		
All engines	Conn. nr. 2			7.1055 T20	
All engines	Conn. nr. 4			7.1151 T20	
All engines					7.1152 T22
All engines	COL:blue, Conn. nr. 4				7.1220 T25

				ENGINE
2.3 V5 4motion	Petrol	110	12/98-06/06	AGZ

Engine	Information	S10	T10	T20 - T23	T22 - T25
All engines	-> 01/04/99, ->ch. 1JX990000, COL:brown, Conn. nr. 1, spanner size 24, switch press. 0.55-0.85 bar, thread M10x1.0	7.0132			
All engines	01/05/99 ->, ch. 1JY000001 ->, COL:grey, Conn. nr. 1, spanner size 24, switch press. 0.75-1.05 bar, thread M10x1.0	7.0134			
All engines	with adapter		7.6193		
All engines	COL:black, Conn. nr. 2, thread M12x1.5, without adapter		7.6215		
All engines	Conn. nr. 2			7.1055 T20	
All engines	Conn. nr. 4			7.1151 T20	
All engines	COL:green				7.1143 T25
All engines					7.1152 T22

				ENGINE
2.3 V5 4motion	Petrol	125	10/00-06/06	AQN

Engine	Information	S10	T10	T20 - T23	T22 - T25
All engines	COL:black, Conn. nr. 1, switch press. 1.2-1.6 bar, thread M10x1.0	7.0135			
All engines	-> 01/05/01, ->ch. 1J1900000, COL:black, Conn. nr. 2, thread M12x1.5, without adapter		7.6215		
All engines	01/06/01 ->, ch. 1J2000001 ->, COL:brown, Conn. nr. 2, without adapter		7.6266		
All engines	Conn. nr. 2			7.1055 T20	
All engines	Conn. nr. 4			7.1151 T20	
All engines					7.1152 T22
All engines	COL:blue, Conn. nr. 4				7.1220 T25

S10	OIL PRESSURE WARNING LIGHT SWITCH	T10	REVERSING LIGHT SWITCH	T20	BRAKE LIGHT SWITCH
T22	SWITCH CLUTCH CONTROL (CRUISE CONTROL)	T23	SWITCH BRAKE ACTUATION (ENGINE TIMING)	T25	SWITCH CLUTCH CONTROL (ENGINE CONTROL)

FUNCTIONS ON THE VEHICLE

Vehicle	alim.	kW	Date	Engine	 S10	 T10	 T20 - T23	 T22 - T25
---------	-------	----	------	--------	---	---	--	---

ENGINE				
2.8 V6 4motion	Petrol	150	05/99-06/06	AQP, AUE, BDE

Engine	Information	S10	T10	T20 - T23	T22 - T25
All engines	COL:blue, Conn. nr. 1, switch press. 0.15/0.35 bar, thread M10x1.0	7.0133			
Eng. AQP, AUE	COL:black, Conn. nr. 1, switch press. 1.2-1.6 bar, thread M10x1.0	7.0135			
All engines	-> 01/05/01, ->ch. 1J1900000, COL:black, Conn. nr. 2, thread M12x1.5, without adapter		7.6215		
All engines	01/06/01 ->, ch. 1J2000001 ->, COL:brown, Conn. nr. 2, without adapter		7.6266		
All engines	Conn. nr. 2			7.1055 T20	
All engines	Conn. nr. 4			7.1151 T20	
All engines					7.1152 T22
All engines	COL:blue, Conn. nr. 4				7.1220 T25

ENGINE				
2.8 VR6 4motion	Petrol	150	03/99-06/05	AQP, AUE, BDE

Engine	Information	S10	T10	T20 - T23	T22 - T25
All engines	COL:blue, Conn. nr. 1, switch press. 0.15/0.35 bar, thread M10x1.0	7.0133			
Eng. AQP, AUE	COL:black, Conn. nr. 1, switch press. 1.2-1.6 bar, thread M10x1.0	7.0135			
All engines	-> 01/05/01, ->ch. 1J1900000, COL:black, Conn. nr. 2, thread M12x1.5, without adapter		7.6215		
All engines	01/06/01 ->, ch. 1J2000001 ->, COL:brown, Conn. nr. 2, without adapter		7.6266		
All engines	Conn. nr. 2			7.1055 T20	
All engines	Conn. nr. 4			7.1151 T20	
All engines					7.1152 T22
All engines	COL:blue, Conn. nr. 4				7.1220 T25

ENGINE				
3.2 R32 4motion	Petrol	177	09/02-06/05	BFH, BML

Engine	Information	S10	T10	T20 - T23	T22 - T25
All engines	COL:grey, Conn. nr. 1, spanner size 24, switch press. 0.75-1.05 bar, thread M10x1.0	7.0134			
All engines	COL:brown, Conn. nr. 2, without adapter		7.6266		
All engines	Conn. nr. 2			7.1055 T20	
All engines	Conn. nr. 4			7.1151 T20	
All engines					7.1152 T22

GOLF V

ENGINE				
1.2 TSI	Petrol	63	05/10-12/13	CBZA

Engine	Information	S10	T10	T20 - T23	T22 - T25
All engines	COL:green, Conn. nr. 1, switch press. 0.3-0.6 bar, thread M10x1	7.0196			
All engines	COL:brown, Conn. nr. 2, without adapter		7.6266		
All engines	Conn. nr. 4, thread M12x1.5			7.1229 T20	

ENGINE				
1.2 TSI	Petrol	77	11/09-12/13	CBZB


Engine	Information	S10	T10	T20 - T23	T22 - T25
All engines	COL:green, Conn. nr. 1, switch press. 0.3-0.6 bar, thread M10x1	7.0196			
All engines	COL:brown, Conn. nr. 2, without adapter		7.6266		
All engines	Conn. nr. 4, thread M12x1.5			7.1229 T20	
All engines	COL:black, Conn. nr. 4			7.1232 T20	
All engines	Conn. nr. 5				7.1309 T22

ENGINE				
1.4	Petrol	59	06/07-07/09	BUD

Engine	Information	S10	T10	T20 - T23	T22 - T25
All engines	COL:green, Conn. nr. 1, spanner size 24, switch press. 0.3-0.6 bar, thread M10x1	7.0174			
All engines	COL:black, Conn. nr. 2, t.nr. DUS/DUU/DUW/ERT/EGU, t.nr. EVS/EGS/EGR/EUH/EGY, t.nr. FBK/EWK/EWN/EAG, thread M12x1.5, without adapter		7.6215		
All engines	COL:brown, Conn. nr. 2, t.nr. ERE/FMP/GQA/GQT/GQV, t.nr. ERF/GSD/FML/FEL/ESW, t.nr. FMQ/FMU/FZQ/FYK, t.nr. GYD/GKE/FMS/FZM/FMH, without adapter		7.6266		
All engines	LHD			7.1228 T20	
All engines	RHD			7.1229 T20	
All engines	ch. 1K-6B061 178 ->, ch. 1K-6P016 005 ->, ch. 1K-6U009 190 ->, ch. 1K-6W061 589 ->			7.1232 T20	
All engines					7.1309 T22

S10 OIL PRESSURE WARNING LIGHT SWITCH	T10 REVERSING LIGHT SWITCH	T20 BRAKE LIGHT SWITCH
T22 SWITCH CLUTCH CONTROL (CRUISE CONTROL)	T23 SWITCH BRAKE ACTUATION (ENGINE TIMING)	T25 SWITCH CLUTCH CONTROL (ENGINE CONTROL)

FUNCTIONS ON THE VEHICLE

Vehicle	alim.	kW	Date	Engine	 S10	 T10	 T20 - T23	 T22 - T25
---------	-------	----	------	--------	---	---	--	---

ENGINE				
1.4 16V	Petrol	55	10/03-11/06	BCA

Engine	Information	S10	T10	T20 - T23	T22 - T25
All engines	COL:green, Conn. nr. 1, spanner size 24, switch press. 0.3-0.6 bar, thread M10x1	7.0174			
All engines	COL:black, Conn. nr. 2, t.nr. DUS/DUU/DUW/ERT/EGU, t.nr. EVS/EGS/EGR/EUH/EGY, t.nr. FBK/EWK/EWN/EAG, t.nr. HNV/GQP/GQM/GXV/JCX, thread M12x1.5, without adapter		7.6215		
All engines	COL:brown, Conn. nr. 2, t.nr. ERE/FMP/GQA/GQT/GQV, t.nr. ERF/GSD/FML/FEL/ESW, t.nr. FMO/FMU/FZQ/FYK, t.nr. GYD/GKE/FMS/FZM/FMH, t.nr. HDU/JLT/JHV, t.nr. HFP/FXQ/HHN/HEU/GVY, without adapter		7.6266		
All engines	COL:black, Conn. nr. 4, LHD			7.1228	T20
All engines	Conn. nr. 4, RHD, thread M12x1.5			7.1229	T20
All engines					7.1309 T22

ENGINE				
1.4 16V	Petrol	59	05/06-12/13	BUD, CGGA

Engine	Information	S10	T10	T20 - T23	T22 - T25
All engines	COL:green, Conn. nr. 1, spanner size 24, switch press. 0.3-0.6 bar, thread M10x1	7.0174			
All engines	COL:black, Conn. nr. 2, t.nr. DUS/DUU/DUW/ERT/EGU, t.nr. EVS/EGS/EGR/EUH/EGY, t.nr. FBK/EWK/EWN/EAG, t.nr. HNV/GQP/GQM/GXV/JCX, thread M12x1.5, without adapter		7.6215		
All engines	COL:brown, Conn. nr. 2, t.nr. ERE/FMP/GQA/GQT/GQV, t.nr. ERF/GSD/FML/FEL/ESW, t.nr. FMO/FMU/FZQ/FYK, t.nr. GYD/GKE/FMS/FZM/FMH, t.nr. HDU/JLT/JHV, t.nr. HFP/FXQ/HHN/HEU/GVY, without adapter		7.6266		
All engines	COL:black, Conn. nr. 4, LHD			7.1228	T20
All engines	Conn. nr. 4, RHD, thread M12x1.5			7.1229	T20
Eng. BUD					7.1309 T22

ENGINE				
1.4 FSI	Petrol	66	10/03-11/06	BKG, BLN

Engine	Information	S10	T10	T20 - T23	T22 - T25
All engines	COL:green, Conn. nr. 1, spanner size 24, switch press. 0.3-0.6 bar, thread M10x1	7.0174			
All engines	COL:black, Conn. nr. 2, t.nr. DUS/DUU/DUW/ERT/EGU, t.nr. EVS/EGS/EGR/EUH/EGY, t.nr. FBK/EWK/EWN/EAG, t.nr. HNV/GQP/GQM/GXV/JCX, thread M12x1.5, without adapter		7.6215		
All engines	COL:brown, Conn. nr. 2, t.nr. ERE/FMP/GQA/GQT/GQV, t.nr. ERF/GSD/FML/FEL/ESW, t.nr. FMO/FMU/FZQ/FYK, t.nr. GYD/GKE/FMS/FZM/FMH, t.nr. HDU/JLT/JHV, t.nr. HFP/FXQ/HHN/HEU/GVY, without adapter		7.6266		
All engines	COL:black, Conn. nr. 4, LHD			7.1228	T20
All engines	Conn. nr. 4, RHD, thread M12x1.5			7.1229	T20
All engines	Conn. nr. 5				7.1309 T22

ENGINE				
1.4 TSI	Petrol	103	05/06-07/09	BMY

Engine	Information	S10	T10	T20 - T23	T22 - T25
All engines	COL:green, Conn. nr. 1, spanner size 24, switch press. 0.3-0.6 bar, thread M10x1	7.0174			
All engines	COL:black, Conn. nr. 2, t.nr. DUS/DUU/DUW/ERT/EGU, t.nr. EVS/EGS/EGR/EUH/EGY, t.nr. FBK/EWK/EWN/EAG, t.nr. HNV/GQP/GQM/GXV/JCX, thread M12x1.5, without adapter		7.6215		
All engines	COL:brown, Conn. nr. 2, t.nr. ERE/FMP/GQA/GQT/GQV, t.nr. ERF/GSD/FML/FEL/ESW, t.nr. FMO/FMU/FZQ/FYK, t.nr. GYD/GKE/FMS/FZM/FMH, t.nr. HDU/JLT/JHV, t.nr. HFP/FXQ/HHN/HEU/GVY, without adapter		7.6266		
All engines	COL:black, Conn. nr. 4, LHD			7.1228	T20
All engines	-> 01/12/07, 01/01/08 ->, Conn. nr. 4, RHD, thread M12x1.5			7.1229	T20
All engines	ch. 1K-6B061 178 ->, ch. 1K-6P016 005 ->, ch. 1K-6U009 190 ->, ch. 1K-6W061 589 ->			7.1232	T20
All engines					7.1309 T22

ENGINE				
1.4 TSI	Petrol	118	06/08-12/13	CAVD, CNWA, CTHD

Engine	Information	S10	T10	T20 - T23	T22 - T25
All engines	COL:green, Conn. nr. 1, spanner size 24, switch press. 0.3-0.6 bar, thread M10x1	7.0174			
All engines	COL:black, Conn. nr. 2, t.nr. DUS/DUU/DUW/ERT/EGU, t.nr. EVS/EGS/EGR/EUH/EGY, t.nr. FBK/EWK/EWN/EAG, t.nr. HNV/GQP/GQM/GXV/JCX, thread M12x1.5, without adapter		7.6215		
All engines	COL:brown, Conn. nr. 2, t.nr. ERE/FMP/GQA/GQT/GQV, t.nr. ERF/GSD/FML/FEL/ESW, t.nr. FMO/FMU/FZQ/FYK, t.nr. GYD/GKE/FMS/FZM/FMH, t.nr. HDU/JLT/JHV, t.nr. HFP/FXQ/HHN/HEU/GVY, without adapter		7.6266		
All engines	COL:black, Conn. nr. 4, LHD			7.1228	T20
All engines	Conn. nr. 4, RHD, thread M12x1.5			7.1229	T20
Eng. CAVD	LHD			7.1232	T20

S10	OIL PRESSURE WARNING LIGHT SWITCH	T10	REVERSING LIGHT SWITCH	T20	BRAKE LIGHT SWITCH
T22	SWITCH CLUTCH CONTROL (CRUISE CONTROL)	T23	SWITCH BRAKE ACTUATION (ENGINE TIMING)	T25	SWITCH CLUTCH CONTROL (ENGINE CONTROL)

FUNCTIONS ON THE VEHICLE

Vehicle	alim.	kW	Date	Engine	 S10	 T10	 T20 - T23	 T22 - T25
---------	-------	----	------	--------	---	---	--	---

ENGINE				
1.4 TSI	Petrol	118	06/08-12/13	CAVD, CNWA, CTHD

Engine	Information	S10	T10	T20 - T23	T22 - T25
Eng. CAVD					7.1309 T22

ENGINE				
1.4 TSI	Petrol	125	11/05-07/09	BLG

Engine	Information	S10	T10	T20 - T23	T22 - T25
All engines	COL:green, Conn. nr. 1, spanner size 24, switch press. 0.3-0.6 bar, thread M10x1	7.0174			
All engines	COL:black, Conn. nr. 2, t.nr. DUS/DUU/DUW/ERT/EGU, t.nr. EVS/EGS/EGR/EUH/EGY, t.nr. FBK/EWK/EWN/EAG, t.nr. HNV/GQP/GQM/GXV/JCX, thread M12x1.5, without adapter		7.6215		
All engines	COL:brown, Conn. nr. 2, t.nr. ERE/FMP/GQA/GQT/GQV, t.nr. ERF/GSD/FML/FEL/ESW, t.nr. FMQ/FMU/FZQ/FYK, t.nr. GYD/GKE/FMS/FZM/FMH, t.nr. HDU/JLT/JHV, t.nr. HFP/FOX/HHN/HEU/GVY, without adapter		7.6266		
All engines	COL:black, Conn. nr. 4, LHD			7.1228 T20	
All engines	Conn. nr. 4, RHD, thread M12x1.5			7.1229 T20	
All engines	ch. 1K-6B061 178 ->, ch. 1K-6P016 005 ->, ch. 1K-6U009 190 ->, ch. 1K-6W061 589 ->			7.1232 T20	
All engines					7.1309 T22

ENGINE				
1.4 TSI	Petrol	90	05/07-12/13	CAXA

Engine	Information	S10	T10	T20 - T23	T22 - T25
All engines		7.0139		7.1232 T20	7.1309 T22
All engines	COL:green, Conn. nr. 1, spanner size 24, switch press. 0.3-0.6 bar, thread M10x1	7.0174			
All engines	COL:black, Conn. nr. 2, t.nr. DUS/DUU/DUW/ERT/EGU, t.nr. EVS/EGS/EGR/EUH/EGY, t.nr. FBK/EWK/EWN/EAG, t.nr. HNV/GQP/GQM/GXV/JCX, thread M12x1.5, without adapter		7.6215		
All engines	COL:brown, Conn. nr. 2, t.nr. ERE/FMP/GQA/GQT/GQV, t.nr. ERF/GSD/FML/FEL/ESW, t.nr. FMQ/FMU/FZQ/FYK, t.nr. GYD/GKE/FMS/FZM/FMH, t.nr. HDU/JLT/JHV, t.nr. HFP/FOX/HHN/HEU/GVY, without adapter		7.6266		
All engines	COL:black, Conn. nr. 4, LHD			7.1228 T20	
All engines	Conn. nr. 4, RHD, thread M12x1.5			7.1229 T20	

ENGINE				
1.6	Natural Gas	75	11/08->	CHGA

Engine	Information	S10	T10	T20 - T23	T22 - T25
All engines		7.0135		7.1232 T20	7.1309 T22
All engines	COL:black		7.6215		
All engines	COL:brown		7.6266		
All engines	COL:black, Conn. nr. 1, switch press. 1.2-1.6 bar, thread M10x1.0	7.0135			
All engines	COL:black, Conn. nr. 2, t.nr. DUS/DUU/DUW/ERT/EGU, t.nr. EVS/EGS/EGR/EUH/EGY, t.nr. FBK/EWK/EWN/EAG, t.nr. HNV/GQP/GQM/GXV/JCX, thread M12x1.5, without adapter		7.6215		
All engines	COL:brown, Conn. nr. 2, t.nr. ERE/FMP/GQA/GQT/GQV, t.nr. ERF/GSD/FML/FEL/ESW, t.nr. FMQ/FMU/FZQ/FYK, t.nr. GYD/GKE/FMS/FZM/FMH, t.nr. HDU/JLT/JHV, t.nr. HFP/FOX/HHN/HEU/GVY, without adapter		7.6266		
All engines	->ch. 1K6565001, COL:black, Conn. nr. 4, LHD			7.1228 T20	
All engines	Conn. nr. 4, RHD, thread M12x1.5			7.1229 T20	
All engines	ch. 1K6565002 ->, ch. 1K-6B061 178 ->, ch. 1K-6P016 005 ->, ch. 1K-6U009 190 ->, ch. 1K-6W061 589 ->, COL:black, Conn. nr. 4, LHD			7.1232 T20	
All engines					7.1309 T22
Eng. BSE, BSF, CCSA	Conn. nr. 5				7.1309 T25





ENGINE				
1.6 BiFuel	Petrol/Petroleum Gas (LPG)	75	05/09-12/13	CHGA

Engine	Information	S10	T10	T20 - T23	T22 - T25
All engines	COL:black, Conn. nr. 1, switch press. 1.2-1.6 bar, thread M10x1.0	7.0135			
All engines	COL:brown, Conn. nr. 2, without adapter		7.6266		
All engines	Conn. nr. 4, thread M12x1.5			7.1229 T20	

ENGINE				
1.6 FSI	Petrol	85	10/03-07/08	BAG, BLF, BLP

Engine	Information	S10	T10	T20 - T23	T22 - T25
All engines	COL:green, Conn. nr. 1, spanner size 24, switch press. 0.3-0.6 bar, thread M10x1	7.0174			

S10 OIL PRESSURE WARNING LIGHT SWITCH	T10 REVERSING LIGHT SWITCH	T20 BRAKE LIGHT SWITCH
T22 SWITCH CLUTCH CONTROL (CRUISE CONTROL)	T23 SWITCH BRAKE ACTUATION (ENGINE TIMING)	T25 SWITCH CLUTCH CONTROL (ENGINE CONTROL)

Vehicle	alim.	kW	Date	Engine	FUNCTIONS ON THE VEHICLE			
					 S10	 T10	 T20 - T23	 T22 - T25

ENGINE				
1.6 FSI	Petrol	85	10/03-07/08	BAG, BLF, BLP

Engine	Information	S10	T10	T20 - T23	T22 - T25
All engines	COL:black, Conn. nr. 2, t.nr. DUS/DUU/DUW/ERT/EGU, t.nr. EVS/EGS/EGR/EUH/EGY, t.nr. FBK/EWK/EWN/EAG, t.nr. HNV/GQP/GQM/GXV/JCX, thread M12x1.5, without adapter		7.6215		
All engines	COL:brown, Conn. nr. 2, t.nr. ERE/FMP/GQA/GQT/GQV, t.nr. ERF/GSD/FML/FEL/ESW, t.nr. FMO/FMU/FZQ/FYK, t.nr. GYD/GKE/FMS/FZM/FMH, t.nr. HDU/JLT/JHV, t.nr. HFP/FXQ/HHN/HEU/GVY, without adapter		7.6266		
All engines	COL:black, Conn. nr. 4, LHD			7.1228	T20
All engines	Conn. nr. 4, RHD, thread M12x1.5			7.1229	T20
All engines					7.1309 T22

ENGINE				
1.6 MultiFuel	Petrol/ Ethanol	75	10/07-12/13	CCSA, CMXA

Engine	Information	S10	T10	T20 - T23	T22 - T25
All engines	COL:black, Conn. nr. 1, switch press. 1.2-1.6 bar, thread M10x1.0	7.0135			
All engines	COL:black, Conn. nr. 2, t.nr. DUS/DUU/DUW/ERT/EGU, t.nr. EVS/EGS/EGR/EUH/EGY, t.nr. FBK/EWK/EWN/EAG, t.nr. HNV/GQP/GQM/GXV/JCX, thread M12x1.5, without adapter		7.6215		
All engines	COL:brown, Conn. nr. 2, t.nr. ERE/FMP/GQA/GQT/GQV, t.nr. ERF/GSD/FML/FEL/ESW, t.nr. FMO/FMU/FZQ/FYK, t.nr. GYD/GKE/FMS/FZM/FMH, t.nr. HDU/JLT/JHV, t.nr. HFP/FXQ/HHN/HEU/GVY, without adapter		7.6266		
All engines	COL:black, Conn. nr. 4, LHD			7.1228	T20
All engines	Conn. nr. 4, RHD, thread M12x1.5			7.1229	T20
All engines	COL:black, Conn. nr. 4			7.1232	T20
Eng. CCSA					7.1309 T22
All engines	Conn. nr. 5				7.1309 T25

ENGINE				
1.6 TDI	Diesel	66	02/09-12/13	CAYB

Engine	Information	S10	T10	T20 - T23	T22 - T25
All engines	COL:green, Conn. nr. 1, spanner size 24, switch press. 0.3-0.6 bar, thread M10x1	7.0174			
All engines	COL:brown, Conn. nr. 2, without adapter		7.6266		
All engines	Conn. nr. 4, thread M12x1.5			7.1229	T20

ENGINE				
1.6 TDI	Diesel	77	03/09-12/13	CAYC

Engine	Information	S10	T10	T20 - T23	T22 - T25
All engines	COL:green, Conn. nr. 1, spanner size 24, switch press. 0.3-0.6 bar, thread M10x1	7.0174			
All engines	COL:brown, Conn. nr. 2, without adapter		7.6266		
All engines	Conn. nr. 4, thread M12x1.5			7.1229	T20

ENGINE				
1.9 TDI	Diesel	66	05/04-12/08	BRU, BXF, BXJ

Engine	Information	S10	T10	T20 - T23	T22 - T25
All engines	COL:brown, Conn. nr. 1, spanner size 24, switch press. 0.55-0.85 bar, thread M10x1.0	7.0132			
All engines	COL:black, Conn. nr. 2, t.nr. DUS/DUU/DUW/ERT/EGU, t.nr. EVS/EGS/EGR/EUH/EGY, t.nr. FBK/EWK/EWN/EAG, t.nr. HNV/GQP/GQM/GXV/JCX, thread M12x1.5, without adapter		7.6215		
All engines	COL:brown, Conn. nr. 2, t.nr. ERE/FMP/GQA/GQT/GQV, t.nr. ERF/GSD/FML/FEL/ESW, t.nr. FMO/FMU/FZQ/FYK, t.nr. GYD/GKE/FMS/FZM/FMH, t.nr. HDU/JLT/JHV, t.nr. HFP/FXQ/HHN/HEU/GVY, without adapter		7.6266		
All engines	COL:black, Conn. nr. 4, LHD			7.1228	T20
All engines	-> 01/12/07, 01/01/08 ->, Conn. nr. 4, RHD, thread M12x1.5			7.1229	T20
All engines					7.1309 T22

ENGINE				
1.9 TDI	Diesel	77	10/03-07/09	BKC, BLS, BXE

Engine	Information	S10	T10	T20 - T23	T22 - T25
Eng. BLS, BXE	COL:white, Conn. nr. 1, spanner size 24, switch press. 1.8 bar, thread M10x1.0	7.0045			
All engines	COL:brown, Conn. nr. 1, spanner size 24, switch press. 0.55-0.85 bar, thread M10x1.0	7.0132			
All engines	COL:black, Conn. nr. 2, t.nr. DUS/DUU/DUW/ERT/EGU, t.nr. EVS/EGS/EGR/EUH/EGY, t.nr. FBK/EWK/EWN/EAG, t.nr. HNV/GQP/GQM/GXV/JCX, thread M12x1.5, without adapter		7.6215		
All engines	COL:brown, Conn. nr. 2, t.nr. ERE/FMP/GQA/GQT/GQV, t.nr. ERF/GSD/FML/FEL/ESW, t.nr. FMO/FMU/FZQ/FYK, t.nr. GYD/GKE/FMS/FZM/FMH, t.nr. HDU/JLT/JHV, t.nr. HFP/FXQ/HHN/HEU/GVY, without adapter		7.6266		
All engines	COL:black, Conn. nr. 4, LHD			7.1228	T20

S10 OIL PRESSURE WARNING LIGHT SWITCH	T10 REVERSING LIGHT SWITCH	T20 BRAKE LIGHT SWITCH
T22 SWITCH CLUTCH CONTROL (CRUISE CONTROL)	T23 SWITCH BRAKE ACTUATION (ENGINE TIMING)	T25 SWITCH CLUTCH CONTROL (ENGINE CONTROL)

FUNCTIONS ON THE VEHICLE

Vehicle	alim.	kW	Date	Engine	 S10	 T10	 T20 - T23	 T22 - T25
---------	-------	----	------	--------	---	---	--	---

ENGINE				
1.9 TDI	Diesel	77	10/03-07/09	BKC, BLS, BXE

Engine	Information	S10	T10	T20 - T23	T22 - T25
All engines	-> 01/12/07, 01/01/08 ->, Conn. nr. 4, RHD, thread M12x1.5			7.1229 T20	
Eng. BLS, BXE	ch. 1K-6B061 178 ->, ch. 1K-6P016 005 ->, ch. 1K-6U009 190 ->, ch. 1K-6W061 589 ->			7.1232 T20	
All engines					7.1309 T22

ENGINE				
1.9 TDI 4motion	Diesel	77	08/04-07/09	BKC, BLS, BXE

Engine	Information	S10	T10	T20 - T23	T22 - T25
Eng. BLS	COL:white, Conn. nr. 1, spanner size 24, switch press. 1.8 bar, thread M10x1.0	7.0045			
All engines	COL:brown, Conn. nr. 1, spanner size 24, switch press. 0.55-0.85 bar, thread M10x1.0	7.0132			
All engines	COL:black, Conn. nr. 2, t.nr. DUS/DUU/DUW/ERT/EGU, t.nr. EVS/EGS/EGR/EUH/EGY, t.nr. FBK/EWK/EWN/EAG, thread M12x1.5, without adapter		7.6215		
All engines	COL:brown, Conn. nr. 2, t.nr. ERE/FMP/GQA/GQT/GOV, t.nr. ERF/GSD/FML/FEL/ESW, t.nr. FMQ/FMU/FZQ/FYK, t.nr. GYD/GKE/FMS/FZM/FMH, without adapter		7.6266		
All engines	COL:black, Conn. nr. 4, LHD			7.1228 T20	
Eng. BLS, BXE	RHD			7.1229 T20	
Eng. BLS, BXE	ch. 1K-6B061 178 ->, ch. 1K-6P016 005 ->, ch. 1K-6U009 190 ->, ch. 1K-6W061 589 ->			7.1232 T20	
All engines					7.1309 T22

ENGINE				
2.0	Petrol	147	06/07-07/09	BWA, CAWB

Engine	Information	S10	T10	T20 - T23	T22 - T25
Eng. CAWB		7.0135			
Eng. BWA	COL:black, Conn. nr. 2, switch press. 1.2-1.6 bar, thread M10x1.0	7.0168			
All engines	COL:black, Conn. nr. 2, t.nr. DUS/DUU/DUW/ERT/EGU, t.nr. EVS/EGS/EGR/EUH/EGY, t.nr. FBK/EWK/EWN/EAG, thread M12x1.5, without adapter		7.6215		
All engines	COL:brown, Conn. nr. 2, t.nr. ERE/FMP/GQA/GQT/GOV, t.nr. ERF/GSD/FML/FEL/ESW, t.nr. FMQ/FMU/FZQ/FYK, t.nr. GYD/GKE/FMS/FZM/FMH, without adapter		7.6266		
Eng. BWA	LHD			7.1228 T20	
Eng. BWA	RHD			7.1229 T20	
All engines	ch. 1K-6B061 178 ->, ch. 1K-6P016 005 ->, ch. 1K-6U009 190 ->, ch. 1K-6W061 589 ->			7.1232 T20	
All engines					7.1309 T22

ENGINE				
2.0	Petrol	85	08/06-11/08	BHY

Engine	Information	S10	T10	T20 - T23	T22 - T25
All engines		7.0135		7.1232 T20	7.1309 T22
All engines	COL:black		7.6215		
All engines	COL:brown		7.6266		

ENGINE				
2.0 FSI	Petrol	110	01/04-11/08	AXW, BLR, BLX, BLY, BVX, BVY, BVZ

Engine	Information	S10	T10	T20 - T23	T22 - T25
Eng. AXW, BLR, BLX, BLY	-> 01/04/05, COL:black, Conn. nr. 1, switch press. 1.2/1.6 bar, thread M10x1.0	7.0159			
Eng. BLR, BLX, BLY, BVX, BVY, BVZ	01/05/05 ->, COL:black, Conn. nr. 2, pole nr. 2, switch press. 1.2-1.6 bar, thread M10x1.0	7.0168			
All engines	COL:black, Conn. nr. 2, t.nr. DUS/DUU/DUW/ERT/EGU, t.nr. EVS/EGS/EGR/EUH/EGY, t.nr. FBK/EWK/EWN/EAG, t.nr. HNV/GQP/GQM/GXV/JCX, thread M12x1.5, without adapter		7.6215		
All engines	COL:brown, Conn. nr. 2, t.nr. ERE/FMP/GQA/GQT/GOV, t.nr. ERF/GSD/FML/FEL/ESW, t.nr. FMQ/FMU/FZQ/FYK, t.nr. GYD/GKE/FMS/FZM/FMH, t.nr. HDU/JLT/JHV, t.nr. HFP/FXQ/HHN/HEU/GVY, without adapter		7.6266		
All engines	COL:black, Conn. nr. 4, LHD			7.1228 T20	
All engines	Conn. nr. 4, RHD, thread M12x1.5			7.1229 T20	
All engines					7.1309 T22

ENGINE				
2.0 FSI 4motion	Petrol	110	08/04-11/08	BLX, BVX

Engine	Information	S10	T10	T20 - T23	T22 - T25
All engines	COL:black, Conn. nr. 2, switch press. 1.2-1.6 bar, thread M10x1.0	7.0168			
All engines	COL:black, Conn. nr. 2, t.nr. DUS/DUU/DUW/ERT/EGU, t.nr. EVS/EGS/EGR/EUH/EGY, t.nr. FBK/EWK/EWN/EAG, thread M12x1.5, without adapter		7.6215		
All engines	COL:brown, Conn. nr. 2, t.nr. ERE/FMP/GQA/GQT/GOV, t.nr. ERF/GSD/FML/FEL/ESW, t.nr. FMQ/FMU/FZQ/FYK, t.nr. GYD/GKE/FMS/FZM/FMH, without adapter		7.6266		

S10	OIL PRESSURE WARNING LIGHT SWITCH	T10	REVERSING LIGHT SWITCH	T20	BRAKE LIGHT SWITCH
T22	SWITCH CLUTCH CONTROL (CRUISE CONTROL)	T23	SWITCH BRAKE ACTUATION (ENGINE TIMING)	T25	SWITCH CLUTCH CONTROL (ENGINE CONTROL)

FUNCTIONS ON THE VEHICLE

Vehicle	alim.	kW	Date	Engine	 S10	 T10	 T20 - T23	 T22 - T25
---------	-------	----	------	--------	---	---	--	---

				ENGINE
2.0 FSI 4motion	Petrol	110	08/04-11/08	BLX, BVX

Engine	Information	S10	T10	T20 - T23	T22 - T25
All engines	COL:black, Conn. nr. 4, LHD			7.1228 T20	
All engines	Conn. nr. 4, RHD, thread M12x1.5			7.1229 T20	
All engines	Conn. nr. 5				7.1309 T22

				ENGINE
2.0 GTI	Petrol	147	10/04-02/09	AXX, BPY, BWA, CAWB, CBFA

Engine	Information	S10	T10	T20 - T23	T22 - T25
All engines	COL:black, Conn. nr. 1, switch press. 1.2/1.6 bar, thread M10x1.0	7.0159			
All engines	COL:black, Conn. nr. 2, t.nr. DUS/DUU/DUW/ERT/EGU, t.nr. EVS/EGS/EGR/EUH/EGY, t.nr. FBK/EWK/EWN/EAG, thread M12x1.5, without adapter		7.6215		
All engines	COL:brown, Conn. nr. 2, t.nr. ERE/FMP/GQA/GQT/GQV, t.nr. ERF/GSD/FML/FEL/ESW, t.nr. FMO/FMU/FZQ/FYK, t.nr. GYD/GKE/FMS/FZM/FMH, without adapter		7.6266		
All engines	COL:black, Conn. nr. 4, LHD			7.1228 T20	
All engines	Conn. nr. 4, RHD, thread M12x1.5			7.1229 T20	
Eng. BPY, BWA, CAWB					7.1309 T22

				ENGINE
2.0 GTI	Petrol	169	09/06-12/08	BYD

Engine	Information	S10	T10	T20 - T23	T22 - T25
All engines	COL:black, Conn. nr. 2, switch press. 1.2-1.6 bar, thread M10x1.0	7.0168			
All engines	COL:black, Conn. nr. 2, t.nr. DUS/DUU/DUW/ERT/EGU, t.nr. EVS/EGS/EGR/EUH/EGY, t.nr. FBK/EWK/EWN/EAG, thread M12x1.5, without adapter		7.6215		
All engines	COL:brown, Conn. nr. 2, t.nr. ERE/FMP/GQA/GQT/GQV, t.nr. ERF/GSD/FML/FEL/ESW, t.nr. FMO/FMU/FZQ/FYK, t.nr. GYD/GKE/FMS/FZM/FMH, without adapter		7.6266		
All engines	COL:black, Conn. nr. 4, LHD			7.1228 T20	
All engines	Conn. nr. 4, RHD, thread M12x1.5			7.1229 T20	
All engines					7.1309 T22

				ENGINE
2.0 SDI	Diesel	55	01/04-11/08	BDK

Engine	Information	S10	T10	T20 - T23	T22 - T25
All engines	COL:brown, Conn. nr. 1, spanner size 24, switch press. 0.55-0.85 bar, thread M10x1.0	7.0132			
All engines	COL:black, Conn. nr. 2, t.nr. DUS/DUU/DUW/ERT/EGU, t.nr. EVS/EGS/EGR/EUH/EGY, t.nr. FBK/EWK/EWN/EAG, thread M12x1.5, without adapter		7.6215		
All engines	COL:brown, Conn. nr. 2, t.nr. ERE/FMP/GQA/GQT/GQV, t.nr. ERF/GSD/FML/FEL/ESW, t.nr. FMO/FMU/FZQ/FYK, t.nr. GYD/GKE/FMS/FZM/FMH, without adapter		7.6266		
All engines	COL:black, Conn. nr. 4, LHD			7.1228 T20	
All engines	Conn. nr. 4, RHD, thread M12x1.5			7.1229 T20	
All engines					7.1309 T22

				ENGINE
2.0 TDI	Diesel	100	10/03->	AZV, CBAA, CBDA, CFHB

Engine	Information	S10	T10	T20 - T23	T22 - T25
Eng. AZV	COL:white, Conn. nr. 1, spanner size 24, switch press. 1.8 bar, thread M10x1.0	7.0045			
All engines	COL:brown, Conn. nr. 1, spanner size 24, switch press. 0.55-0.85 bar, thread M10x1.0	7.0132			
All engines	COL:black, Conn. nr. 2, t.nr. DUS/DUU/DUW/ERT/EGU, t.nr. EVS/EGS/EGR/EUH/EGY, t.nr. FBK/EWK/EWN/EAG, t.nr. HNV/GQP/GQM/GXV/JCX, thread M12x1.5, without adapter		7.6215		
All engines	COL:brown, Conn. nr. 2, t.nr. ERE/FMP/GQA/GQT/GQV, t.nr. ERF/GSD/FML/FEL/ESW, t.nr. FMO/FMU/FZQ/FYK, t.nr. GYD/GKE/FMS/FZM/FMH, t.nr. HDU/JLT/JHV, t.nr. HFP/FXQ/HHN/HEU/GVY, without adapter		7.6266		
Eng. AZV, CBDA, CFHB	COL:black, Conn. nr. 4, LHD			7.1228 T20	
Eng. AZV, CBDA, CFHB	Conn. nr. 4, RHD, thread M12x1.5			7.1229 T20	
Eng. AZV, CBAA, CBDA	COL:black, Conn. nr. 4			7.1232 T20	
Eng. AZV, CBAA, CBDA	Conn. nr. 5				7.1309 T22

				ENGINE
2.0 TDI	Diesel	103	12/04-05/11	BMM

Engine	Information	S10	T10	T20 - T23	T22 - T25
All engines	COL:brown, Conn. nr. 1, spanner size 24, switch press. 0.55-0.85 bar, thread M10x1.0	7.0132			
All engines	COL:black, Conn. nr. 2, t.nr. DUS/DUU/DUW/ERT/EGU, t.nr. EVS/EGS/EGR/EUH/EGY, t.nr. FBK/EWK/EWN/EAG, t.nr. HNV/GQP/GQM/GXV/JCX, thread M12x1.5, without adapter		7.6215		

S10 OIL PRESSURE WARNING LIGHT SWITCH	T10 REVERSING LIGHT SWITCH	T20 BRAKE LIGHT SWITCH
T22 SWITCH CLUTCH CONTROL (CRUISE CONTROL)	T23 SWITCH BRAKE ACTUATION (ENGINE TIMING)	T25 SWITCH CLUTCH CONTROL (ENGINE CONTROL)

FUNCTIONS ON THE VEHICLE

Vehicle	alim.	kW	Date	Engine	 S10	 T10	 T20 - T23	 T22 - T25
---------	-------	----	------	--------	---	---	--	---

ENGINE				
2.0 TDI	Diesel	103	12/04-05/11	BMM

Engine	Information	S10	T10	T20 - T23	T22 - T25
All engines	COL: brown, Conn. nr. 2, t.nr. ERE/FMP/GQA/GQT/GQV, t.nr. ERF/GSD/FML/FEL/ESW, t.nr. FMQ/FMU/FZQ/FYK, t.nr. GYD/GKE/FMS/FZM/FMH, t.nr. HDU/JLT/JHV, t.nr. HFP/FXQ/HHN/HEU/GVY, without adapter		7.6266		
All engines	COL: black, Conn. nr. 4, LHD			7.1228 T20	
All engines	-> 01/12/07, 01/01/08 ->, Conn. nr. 4, RHD, thread M12x1.5			7.1229 T20	
All engines	ch. 1K-6B061 178 ->, ch. 1K-6P016 005 ->, ch. 1K-6U009 190 ->, ch. 1K-6W061 589 ->			7.1232 T20	
All engines	Conn. nr. 5				7.1309 T22

ENGINE				
2.0 TDI	Diesel	125	11/05-11/08	BMN

Engine	Information	S10	T10	T20 - T23	T22 - T25
All engines	COL: brown, Conn. nr. 1, spanner size 24, switch press. 0.55-0.85 bar, thread M10x1.0	7.0132			
All engines	COL: black, Conn. nr. 2, t.nr. DUS/DUU/DUW/ERT/EGU, t.nr. EVS/EGS/EGR/EUH/EGY, t.nr. FBK/EWK/EWN/EAG, thread M12x1.5, without adapter		7.6215		
All engines	COL: brown, Conn. nr. 2, t.nr. ERE/FMP/GQA/GQT/GQV, t.nr. ERF/GSD/FML/FEL/ESW, t.nr. FMQ/FMU/FZQ/FYK, t.nr. GYD/GKE/FMS/FZM/FMH, without adapter		7.6266		
All engines	COL: black, Conn. nr. 4, LHD			7.1228 T20	
All engines	Conn. nr. 4, RHD, thread M12x1.5			7.1229 T20	
All engines					7.1309 T22

ENGINE				
2.0 TDI	Diesel	81	10/08-12/13	CBDC, CLCA

Engine	Information	S10	T10	T20 - T23	T22 - T25
All engines	COL: brown, Conn. nr. 1, spanner size 24, switch press. 0.55-0.85 bar, thread M10x1.0	7.0132			
Eng. CBDC	COL: black		7.6215		
All engines	COL: brown, Conn. nr. 2, without adapter		7.6266		
All engines	Conn. nr. 4, thread M12x1.5			7.1229 T20	
Eng. CBDC				7.1232 T20	7.1309 T22

ENGINE				
2.0 TDI	Diesel	96	05/05-05/07	BEE

Engine	Information	S10	T10	T20 - T23	T22 - T25
All engines	COL: brown, Conn. nr. 1, spanner size 24, switch press. 0.55-0.85 bar, thread M10x1.0	7.0132			
All engines	COL: brown, Conn. nr. 2, without adapter		7.6266		
All engines	COL: black, Conn. nr. 4			7.1232 T20	
All engines					7.1309 T22

ENGINE				
2.0 TDI 16V	Diesel	103	10/03-12/13	BKD, CBDB, CFHC



Engine	Information	S10	T10	T20 - T23	T22 - T25
Eng. BKD, CBDB	COL: white, Conn. nr. 1, spanner size 24, switch press. 1.8 bar, thread M10x1.0	7.0045			
All engines	COL: brown, Conn. nr. 1, spanner size 24, switch press. 0.55-0.85 bar, thread M10x1.0	7.0132			
All engines	COL: black, Conn. nr. 2, t.nr. DUS/DUU/DUW/ERT/EGU, t.nr. EVS/EGS/EGR/EUH/EGY, t.nr. FBK/EWK/EWN/EAG, t.nr. HNV/GQP/GQM/GXV/JCX, thread M12x1.5, without adapter		7.6215		
All engines	COL: brown, Conn. nr. 2, t.nr. ERE/FMP/GQA/GQT/GQV, t.nr. ERF/GSD/FML/FEL/ESW, t.nr. FMQ/FMU/FZQ/FYK, t.nr. GYD/GKE/FMS/FZM/FMH, t.nr. HDU/JLT/JHV, t.nr. HFP/FXQ/HHN/HEU/GVY, without adapter		7.6266		
All engines	COL: black, Conn. nr. 4, LHD			7.1228 T20	
All engines	-> 01/12/07, 01/01/08 ->, Conn. nr. 4, RHD, thread M12x1.5			7.1229 T20	
Eng. BKD, CBDB	COL: black, Conn. nr. 4			7.1232 T20	
Eng. BKD, CBDB	Conn. nr. 5				7.1309 T22

ENGINE				
2.0 TDI 16V 4motion	Diesel	103	08/04-11/08	BKD

Engine	Information	S10	T10	T20 - T23	T22 - T25
All engines	COL: brown, Conn. nr. 1, spanner size 24, switch press. 0.55-0.85 bar, thread M10x1.0	7.0132			
All engines	COL: black, Conn. nr. 2, t.nr. DUS/DUU/DUW/ERT/EGU, t.nr. EVS/EGS/EGR/EUH/EGY, t.nr. FBK/EWK/EWN/EAG, thread M12x1.5, without adapter		7.6215		
All engines	COL: brown, Conn. nr. 2, t.nr. ERE/FMP/GQA/GQT/GQV, t.nr. ERF/GSD/FML/FEL/ESW, t.nr. FMQ/FMU/FZQ/FYK, t.nr. GYD/GKE/FMS/FZM/FMH, without adapter		7.6266		
All engines	COL: black, Conn. nr. 4, LHD			7.1228 T20	
All engines	Conn. nr. 4, RHD, thread M12x1.5			7.1229 T20	

S10 OIL PRESSURE WARNING LIGHT SWITCH	T10 REVERSING LIGHT SWITCH	T20 BRAKE LIGHT SWITCH
T22 SWITCH CLUTCH CONTROL (CRUISE CONTROL)	T23 SWITCH BRAKE ACTUATION (ENGINE TIMING)	T25 SWITCH CLUTCH CONTROL (ENGINE CONTROL)

FUNCTIONS ON THE VEHICLE

Vehicle	alim.	kW	Date	Engine	 S10	 T10	 T20 - T23	 T22 - T25
---------	-------	----	------	--------	---	---	--	---

				ENGINE
2.0 TDI 16V 4motion	Diesel	103	08/04-11/08	BKD

Engine	Information	S10	T10	T20 - T23	T22 - T25
All engines	Conn. nr. 5				7.1309 T22

				ENGINE
2.0 TDI 4motion	Diesel	100	06/07-07/09	AZV

Engine	Information	S10	T10	T20 - T23	T22 - T25
All engines		7.0132			7.1309 T22
All engines	COL:black		7.6215		
All engines	COL:brown		7.6266		
All engines	LHD			7.1228 T20	
All engines	RHD			7.1229 T20	
All engines	ch. 1K-6B061 178 ->, ch. 1K-6P016 005 ->, ch. 1K-6U009 190 ->, ch. 1K-6W061 589 ->			7.1232 T20	

				ENGINE
2.0 TDI 4motion	Diesel	103	08/04-11/08	BMM

Engine	Information	S10	T10	T20 - T23	T22 - T25
All engines	COL:brown, Conn. nr. 1, spanner size 24, switch press. 0.55-0.85 bar, thread M10x1.0	7.0132			
All engines	COL:black, Conn. nr. 2, t.nr. GQM/GQP/GQQ/HGR/JCT, t.nr. JCP/JYL/JWN/JYJ/JAU, t.nr. JCO/JYG/JDX/JXQ, t.nr. JCR/JCN/JXR/HYG/JXP, thread M12x1.5, without adapter		7.6215		
All engines	COL:brown, Conn. nr. 2, t.nr. FVH/FXQ/HHN/GVT/HDV, t.nr. GUM/HVS/JAU/JLU/JLW, t.nr. GXV/HBM/HJM/FUQ/FWZ, t.nr. JQN/JMQ/JLR/JLS/JLV, t.nr. JYV/JHT/JHU/JHX/JHY, without adapter		7.6266		
All engines	COL:black, Conn. nr. 4, LHD			7.1228 T20	
All engines					7.1309 T22

				ENGINE
2.5	Petrol	125	05/07-11/08	CBTA, CBUA

Engine	Information	S10	T10	T20 - T23	T22 - T25
All engines		7.0168	7.6215		7.1309 T22
All engines	LHD			7.1232 T20	

				ENGINE
2.5 FSI	Petrol	110	06/05-11/08	BGP, BGQ

Engine	Information	S10	T10	T20 - T23	T22 - T25
All engines			7.6215		
All engines	LHD			7.1228 T20	
All engines	RHD			7.1229 T20	
All engines	ch. 1K-6B061 178 ->, ch. 1K-6P016 005 ->, ch. 1K-6U009 190 ->, ch. 1K-6W061 589 ->			7.1232 T20	

				ENGINE
3.2	Petrol	184	09/05-11/08	BUB, CBRA

Engine	Information	S10	T10	T20 - T23	T22 - T25
All engines	COL:grey, Conn. nr. 1, spanner size 24, switch press. 0.75-1.05 bar, thread M10x1.0	7.0134			
All engines	COL:brown, Conn. nr. 2, without adapter		7.6266		
All engines	COL:black, Conn. nr. 4			7.1232 T20	
All engines	Conn. nr. 5				7.1309 T22

				ENGINE
3.2 R32 4motion	Petrol	184	11/05-11/08	BUB, CBRA

Engine	Information	S10	T10	T20 - T23	T22 - T25
All engines	COL:grey, Conn. nr. 1, spanner size 24, switch press. 0.75-1.05 bar, thread M10x1.0	7.0134			
All engines	COL:brown, Conn. nr. 2, without adapter		7.6266		
All engines	COL:black, Conn. nr. 4			7.1232 T20	
All engines	Conn. nr. 5				7.1309 T22

GOLF VI

				ENGINE
1.2 TSI	Petrol	63	05/10->	CBZA

Engine	Information	S10	T10	T20 - T23	T22 - T25
All engines	COL:white, Conn. nr. 1, spanner size 24, switch press. 1.8 bar, thread M10x1.0	7.0045			
All engines	COL:green, Conn. nr. 1, switch press. 0.3-0.6 bar, thread M10x1	7.0196			
All engines	COL:black, Conn. nr. 2, thread M12x1.5, without adapter		7.6215		
All engines	COL:brown, Conn. nr. 2, without adapter		7.6266		
All engines	Conn. nr. 4, no specific info conc. application available, RHD, thread M12x1.5			7.1229 T20	
All engines	COL:black, Conn. nr. 4, no specific info conc. application available			7.1232 T20	

S10	OIL PRESSURE WARNING LIGHT SWITCH	T10	REVERSING LIGHT SWITCH	T20	BRAKE LIGHT SWITCH
T22	SWITCH CLUTCH CONTROL (CRUISE CONTROL)	T23	SWITCH BRAKE ACTUATION (ENGINE TIMING)	T25	SWITCH CLUTCH CONTROL (ENGINE CONTROL)

FUNCTIONS ON THE VEHICLE

Vehicle	alim.	kW	Date	Engine	 S10	 T10	 T20 - T23	 T22 - T25
---------	-------	----	------	--------	---	---	--	---

GOLF VI

1.2 TSI	Petrol	63	05/10->	ENGINE CBZA
---------	--------	----	---------	----------------

Engine	Information	S10	T10	T20 - T23	T22 - T25
All engines	Conn. nr. 5				7.1309 T22

1.2 TSI	Petrol	77	11/08->	ENGINE CBZB
---------	--------	----	---------	----------------

Engine	Information	S10	T10	T20 - T23	T22 - T25
All engines	COL:green, Conn. nr. 1, switch press. 0.3-0.6 bar, thread M10x1	7.0196			
All engines	COL:brown, Conn. nr. 2, without adapter		7.6266		
All engines	Conn. nr. 4, no specific info conc. application available, RHD, thread M12x1.5			7.1229 T20	
All engines	COL:black, Conn. nr. 4, no specific info conc. application available			7.1232 T20	
All engines	Conn. nr. 5				7.1309 T22

1.2 TSI 16V	Petrol	77	11/13->	ENGINE CJZA, CYVD
-------------	--------	----	---------	----------------------

Engine	Information	S10	T10	T20 - T23	T22 - T25
All engines	COL:green, Conn. nr. 1, spanner size 24, switch press. 0.3-0.6 bar, thread M10x1	7.0174			
All engines	COL:brown, Conn. nr. 2, without adapter		7.6266		
All engines	COL:black, Conn. nr. 4			7.1232 T20	
All engines	Conn. nr. 5				7.1309 T22

1.2 TSi BlueMotion	Petrol	63	08/12->	ENGINE CJZB, CYVA
--------------------	--------	----	---------	----------------------

Engine	Information	S10	T10	T20 - T23	T22 - T25
All engines	COL:green, Conn. nr. 1, spanner size 24, switch press. 0.3-0.6 bar, thread M10x1	7.0174			
All engines	COL:brown, Conn. nr. 2, without adapter		7.6266		
All engines	COL:black, Conn. nr. 4			7.1232 T20	

1.2 TSi BlueMotion	Petrol	77	11/12->	ENGINE CJZA
--------------------	--------	----	---------	----------------

Engine	Information	S10	T10	T20 - T23	T22 - T25
All engines	COL:green, Conn. nr. 1, spanner size 24, switch press. 0.3-0.6 bar, thread M10x1	7.0174			
All engines	COL:brown, Conn. nr. 2, without adapter		7.6266		
All engines	COL:black, Conn. nr. 4			7.1232 T20	

1.2 TSi/TSi BlueMotion	Petrol	77	05/09-11/12	ENGINE CBZB
------------------------	--------	----	-------------	----------------

Engine	Information	S10	T10	T20 - T23	T22 - T25
All engines	COL:green, Conn. nr. 1, switch press. 0.3-0.6 bar, thread M10x1	7.0196			
All engines	COL:brown, Conn. nr. 2, without adapter		7.6266		
All engines	COL:black, Conn. nr. 4			7.1232 T20	
All engines	Conn. nr. 5				7.1309 T22

1.4	Petrol	118	04/11-05/12	ENGINE CNWA
-----	--------	-----	-------------	----------------

Engine	Information	S10	T10	T20 - T23	T22 - T25
All engines		7.0139			
All engines	no specific info conc. application available			7.1229, 7.1232 T20	

1.4	Petrol	59	10/08->	ENGINE BUD, CGGA
-----	--------	----	---------	---------------------

Engine	Information	S10	T10	T20 - T23	T22 - T25
All engines	COL:white, Conn. nr. 1, spanner size 24, switch press. 1.8 bar, thread M10x1.0	7.0045			
All engines		7.0139			
All engines	COL:green, Conn. nr. 1, spanner size 24, switch press. 0.3-0.6 bar, thread M10x1	7.0174			
All engines	COL:black, Conn. nr. 2, thread M12x1.5, without adapter		7.6215		
All engines	COL:brown, Conn. nr. 2, without adapter		7.6266		
All engines	Conn. nr. 4, no specific info conc. application available, RHD, thread M12x1.5			7.1229 T20	
All engines	COL:black, Conn. nr. 4, no specific info conc. application available			7.1232 T20	
All engines	Conn. nr. 5, LHD, PR. VF0, PR. VF1, RHD				7.1309 T22
Eng. CGGA	Conn. nr. 5				7.1309 T25

S10	OIL PRESSURE WARNING LIGHT SWITCH	T10	REVERSING LIGHT SWITCH	T20	BRAKE LIGHT SWITCH
T22	SWITCH CLUTCH CONTROL (CRUISE CONTROL)	T23	SWITCH BRAKE ACTUATION (ENGINE TIMING)	T25	SWITCH CLUTCH CONTROL (ENGINE CONTROL)

FUNCTIONS ON THE VEHICLE

Vehicle	alim.	kW	Date	Engine	 S10	 T10	 T20 - T23	 T22 - T25
---------	-------	----	------	--------	---	---	--	---

				ENGINE
1.4 16V	Petrol	59	01/09-05/11	BUD, CGGA

Engine	Information	S10	T10	T20 - T23	T22 - T25
All engines		7.0139			7.1309 T22
Eng. BUD	COL:black		7.6215		
All engines	COL:brown		7.6266		
All engines	no specific info conc. application available			7.1229, 7.1232 T20	

				ENGINE
1.4 TSI	Petrol	110	11/13->	CHPB, CZDA

Engine	Information	S10	T10	T20 - T23	T22 - T25
Eng. CZDA	COL:green, Conn. nr. 1, spanner size 24, switch press. 0.3-0.6 bar, thread M10x1	7.0174			
Eng. CZDA	COL:blue, Conn. nr. 2, switch press. 2.15-2.95 bar, thread M10x1.0	7.0192			
All engines	COL:black, Conn. nr. 2, t.tnr. QXF, thread M12x1.5, without adapter		7.6215		
All engines	COL:brown, Conn. nr. 2, t.tnr. NBX/RGN/NFU/PGT, without adapter		7.6266		
All engines	COL:black, Conn. nr. 4			7.1232 T20	
All engines	Conn. nr. 5				7.1309 T22

				ENGINE
1.4 TSI	Petrol	118	10/08->	CAVD, CNWA, CTHD, CTKA

Engine	Information	S10	T10	T20 - T23	T22 - T25
All engines	COL:white, Conn. nr. 1, spanner size 24, switch press. 1.8 bar, thread M10x1.0	7.0045			
All engines	see connection type	7.0139			
All engines	-> 01/12/11, COL:green, Conn. nr. 1, spanner size 24, switch press. 0.3-0.6 bar, thread M10x1	7.0174			
All engines	01/01/12 ->, COL:green, Conn. nr. 1, see connection type, switch press. 0.3-0.6 bar, thread M10x1	7.0196			
All engines	COL:black, Conn. nr. 2, man 6 speed, thread M12x1.5, without adapter		7.6215		
Eng. CAVD, CNWA	COL:brown, Conn. nr. 2, without adapter		7.6266		
All engines	-> 01/12/09, Conn. nr. 4, no specific info conc. application available, RHD, thread M12x1.5			7.1229 T20	
All engines	01/01/10 ->, COL:black, Conn. nr. 4, no specific info conc. application available			7.1232 T20	
Eng. CAVD, CNWA, CTHD					7.1309 T22
All engines	Conn. nr. 5, LHD, PR. VF0, PR. VF1, RHD				7.1309 T25

				ENGINE
1.4 TSI	Petrol	90	10/08->	CAXA

Engine	Information	S10	T10	T20 - T23	T22 - T25
All engines	COL:white, Conn. nr. 1, spanner size 24, switch press. 1.8 bar, thread M10x1.0	7.0045			
All engines		7.0139	7.6215		
All engines	COL:green, Conn. nr. 1, spanner size 24, switch press. 0.3-0.6 bar, thread M10x1	7.0174			
All engines	COL:green, Conn. nr. 1, switch press. 0.3-0.6 bar, thread M10x1	7.0196			
All engines	COL:brown, Conn. nr. 2, without adapter		7.6266		
All engines	Conn. nr. 4, no specific info conc. application available, RHD, thread M12x1.5			7.1229 T20	
All engines	COL:black, Conn. nr. 4, no specific info conc. application available			7.1232 T20	
All engines	Conn. nr. 5, LHD, PR. VF0, PR. VF1, RHD				7.1309 T22

				ENGINE
1.4 TSI	Petrol	92	11/13->	CXSB, CZCA

Engine	Information	S10	T10	T20 - T23	T22 - T25
Eng. CZCA	COL:green, Conn. nr. 1, spanner size 24, switch press. 0.3-0.6 bar, thread M10x1	7.0174			
Eng. CZCA	COL:blue, Conn. nr. 2, switch press. 2.15-2.95 bar, thread M10x1.0	7.0192			
All engines	COL:black, Conn. nr. 2, t.tnr. QXF, thread M12x1.5, without adapter		7.6215		
All engines	COL:brown, Conn. nr. 2, t.tnr. NBX/RGN/NFU/PGT, without adapter		7.6266		
All engines	COL:black, Conn. nr. 4			7.1232 T20	
All engines	Conn. nr. 5				7.1309 T22

				ENGINE
1.4 TSi BlueMotion	Petrol	103	08/12->	CHPA

Engine	Information	S10	T10	T20 - T23	T22 - T25
All engines	COL:green, Conn. nr. 1, spanner size 24, switch press. 0.3-0.6 bar, thread M10x1	7.0174			
All engines	COL:blue, Conn. nr. 1, Conn. nr. 2, switch press. 2.15-2.95 bar, thread M10x1, thread M10x1.0	7.0192			

S10 OIL PRESSURE WARNING LIGHT SWITCH	T10 REVERSING LIGHT SWITCH	T20 BRAKE LIGHT SWITCH
T22 SWITCH CLUTCH CONTROL (CRUISE CONTROL)	T23 SWITCH BRAKE ACTUATION (ENGINE TIMING)	T25 SWITCH CLUTCH CONTROL (ENGINE CONTROL)

FUNCTIONS ON THE VEHICLE

Vehicle	alim.	kW	Date	Engine	 S10	 T10	 T20 - T23	 T22 - T25
---------	-------	----	------	--------	---	---	--	---

				ENGINE
1.4 TSi BlueMotion	Petrol	103	08/12->	CHPA

Engine	Information	S10	T10	T20 - T23	T22 - T25
All engines	COL:black, Conn. nr. 2, thread M12x1.5, without adapter		7.6215		
All engines	COL:black, Conn. nr. 4			7.1232	T20

				ENGINE
1.4 TSi BlueMotion	Petrol	90	05/13->	CXSA

Engine	Information	S10	T10	T20 - T23	T22 - T25
All engines	COL:green, Conn. nr. 1, spanner size 24, switch press. 0.3-0.6 bar, thread M10x1	7.0174			
All engines	COL:blue, Conn. nr. 1, Conn. nr. 2, switch press. 2.15-2.95 bar, thread M10x1, thread M10x1.0	7.0192			
All engines	COL:brown, Conn. nr. 2, without adapter		7.6266		
All engines	COL:black, Conn. nr. 4			7.1232	T20

				ENGINE
1.6	Petrol	75	10/08->	BSE, BSF, CCSA, CMXA

Engine	Information	S10	T10	T20 - T23	T22 - T25
Eng. BSE, BSF, CCSA	COL:white, Conn. nr. 1, spanner size 24, switch press. 1.8 bar, thread M10x1.0	7.0045			
All engines	COL:black, Conn. nr. 1, switch press. 1.2-1.6 bar, thread M10x1.0	7.0135			
All engines	COL:black, Conn. nr. 2, thread M12x1.5, without adapter		7.6215		
All engines	COL:brown, Conn. nr. 2, without adapter		7.6266		
All engines	Conn. nr. 4, no specific info conc. application available, RHD, thread M12x1.5			7.1229	T20
All engines	LHD, no specific info conc. application available			7.1232	T20
All engines	Conn. nr. 5, LHD, PR. VF0, PR. VF1, RHD				7.1309 T22

				ENGINE
1.6 BiFuel	Natural Gas	75	05/11->	CHGA

Engine	Information	S10	T10	T20 - T23	T22 - T25
All engines		7.0135	7.6266	7.1232 T20	7.1309 T22
All engines	RHD			7.1229 T20	
Eng. BSF	COL:white, Conn. nr. 1, spanner size 24, switch press. 1.8 bar, thread M10x1.0	7.0045			
All engines	COL:black, Conn. nr. 1, switch press. 1.2-1.6 bar, thread M10x1.0	7.0135			
All engines	COL:brown, Conn. nr. 2, without adapter		7.6266		
Eng. CHGA	Conn. nr. 4, thread M12x1.5			7.1229 T20	
Eng. CHGA	COL:black, Conn. nr. 4			7.1232 T20	
All engines	Conn. nr. 5, PR. VF0, PR. VF1				7.1309 T22

				ENGINE
1.6 MultiFuel	Natural Gas	75	05/09->	CHGA

Engine	Information	S10	T10	T20 - T23	T22 - T25
All engines		7.0135	7.6266		7.1309 T22
All engines	no specific info conc. application available			7.1229, 7.1232 T20	
Eng. CMXA	COL:white, Conn. nr. 1, spanner size 24, switch press. 1.8 bar, thread M10x1.0	7.0045			
All engines	COL:black, Conn. nr. 1, switch press. 1.2-1.6 bar, thread M10x1.0	7.0135			
All engines	COL:brown, Conn. nr. 2, without adapter		7.6266		
Eng. CCSA	RHD			7.1229 T20	
All engines	COL:black, Conn. nr. 4, LHD			7.1232 T20	
All engines	Conn. nr. 5				7.1309 T22
Eng. CMXA	Conn. nr. 5, PR. VF0, PR. VF1				7.1309 T25

				ENGINE
1.6 TDI	Diesel	66	02/09->	CAYB

Engine	Information	S10	T10	T20 - T23	T22 - T25
All engines	COL:white, Conn. nr. 1, spanner size 24, switch press. 1.8 bar, thread M10x1.0	7.0045			
All engines		7.0139			
All engines	COL:green, Conn. nr. 1, spanner size 24, switch press. 0.3-0.6 bar, thread M10x1	7.0174			
All engines	COL:black, Conn. nr. 2, thread M12x1.5, without adapter		7.6215		
All engines	COL:brown, Conn. nr. 2, without adapter		7.6266		
All engines	Conn. nr. 4, no specific info conc. application available, RHD, thread M12x1.5			7.1229 T20	
All engines	COL:black, Conn. nr. 4, no specific info conc. application available			7.1232 T20	
All engines	Conn. nr. 5, LHD, PR. VF0, PR. VF1, RHD				7.1309 T22

S10 OIL PRESSURE WARNING LIGHT SWITCH	T10 REVERSING LIGHT SWITCH	T20 BRAKE LIGHT SWITCH
T22 SWITCH CLUTCH CONTROL (CRUISE CONTROL)	T23 SWITCH BRAKE ACTUATION (ENGINE TIMING)	T25 SWITCH CLUTCH CONTROL (ENGINE CONTROL)

FUNCTIONS ON THE VEHICLE

Vehicle	alim.	kW	Date	Engine	 S10	 T10	 T20 - T23	 T22 - T25
---------	-------	----	------	--------	---	---	--	---

				ENGINE
1.6 TDI	Diesel	77	02/09->	CAYC

Engine	Information	S10	T10	T20 - T23	T22 - T25
All engines	COL:white, Conn. nr. 1, spanner size 24, switch press. 1.8 bar, thread M10x1.0	7.0045			
All engines		7.0139			
All engines	COL:green, Conn. nr. 1, spanner size 24, switch press. 0.3-0.6 bar, thread M10x1	7.0174			
All engines	COL:black, Conn. nr. 2, thread M12x1.5, without adapter		7.6215		
All engines	COL:brown, Conn. nr. 2, without adapter		7.6266		
All engines	Conn. nr. 4, no specific info conc. application available, RHD, thread M12x1.5			7.1229	T20
All engines	COL:black, Conn. nr. 4, no specific info conc. application available			7.1232	T20
All engines	Conn. nr. 5, LHD, PR. VF0, PR. VF1, RHD				7.1309 T22
All engines	Conn. nr. 5				7.1309 T25

				ENGINE
1.6 TDI 4motion	Diesel	77	07/09-07/13	CAYC

Engine	Information	S10	T10	T20 - T23	T22 - T25
All engines	COL:white, Conn. nr. 1, spanner size 24, switch press. 1.8 bar, thread M10x1.0	7.0045			
All engines	COL:green, Conn. nr. 1, spanner size 24, switch press. 0.3-0.6 bar, thread M10x1	7.0174			
All engines	COL:black, Conn. nr. 2, thread M12x1.5, without adapter		7.6215		
All engines	COL:brown, Conn. nr. 2, without adapter		7.6266		
All engines	COL:black, Conn. nr. 4			7.1232	T20
All engines	Conn. nr. 5, PR. VF0, PR. VF1				7.1309 T22

				ENGINE
1.6 TDi BlueMotion	Diesel	66	04/13->	CLHB, CRKA, CXXA

Engine	Information	S10	T10	T20 - T23	T22 - T25
All engines	COL:black, Conn. nr. 2, thread M12x1.5, without adapter		7.6215		
All engines	COL:black, Conn. nr. 4			7.1232	T20

				ENGINE
1.6 TDi BlueMotion	Diesel	77	08/12->	CLHA

Engine	Information	S10	T10	T20 - T23	T22 - T25
All engines	COL:black, Conn. nr. 2, thread M12x1.5, without adapter		7.6215		
All engines	COL:brown, Conn. nr. 2, without adapter		7.6266		
All engines	COL:black, Conn. nr. 4			7.1232	T20

				ENGINE
1.6 TDi BlueMotion	Diesel	81	05/13->	CRKB, CXXB

Engine	Information	S10	T10	T20 - T23	T22 - T25
All engines	COL:black, Conn. nr. 2, t.tnr. PTW/RSD, thread M12x1.5, without adapter		7.6215		
All engines	COL:black, Conn. nr. 4			7.1232	T20

				ENGINE
1.6 TDi/TDi Blue-Motion	Diesel	77	05/09-05/14	CAYC

Engine	Information	S10	T10	T20 - T23	T22 - T25
All engines	COL:white, Conn. nr. 1, spanner size 24, switch press. 1.8 bar, thread M10x1.0	7.0045			
All engines	COL:green, Conn. nr. 1, spanner size 24, switch press. 0.3-0.6 bar, thread M10x1	7.0174			
All engines	COL:black, Conn. nr. 2, thread M12x1.5, without adapter		7.6215		
All engines	COL:brown, Conn. nr. 2, without adapter		7.6266		
All engines	COL:black, Conn. nr. 4			7.1232	T20
All engines	Conn. nr. 5, PR. VF0, PR. VF1				7.1309 T22

				ENGINE
1.8	Petrol	92	05/98-10/00	AGN

Engine	Information	S10	T10	T20 - T23	T22 - T25
All engines	-> 01/08/98, -> ch. 1J1250000, COL:black, Conn. nr. 1, spanner size 24, switch press. 1.2-1.6 bar, thread M10x1.0	7.0046			
All engines	01/10/98 ->, ch. 1J1250001 ->, COL:black, Conn. nr. 1, switch press. 1.2-1.6 bar, thread M10x1.0	7.0135			
All engines	COL:brown, Conn. nr. 2, without adapter		7.6266		
All engines	Conn. nr. 2			7.1055	T20
All engines	Conn. nr. 4			7.1151	T20
All engines	-> 01/08/00, -> ch. 1J1320000, COL:green				7.1143 T25
All engines					7.1152 T22
All engines	01/09/00 ->, ch. 1J1320001 ->, COL:blue, Conn. nr. 4				7.1220 T25

S10 OIL PRESSURE WARNING LIGHT SWITCH	T10 REVERSING LIGHT SWITCH	T20 BRAKE LIGHT SWITCH
T22 SWITCH CLUTCH CONTROL (CRUISE CONTROL)	T23 SWITCH BRAKE ACTUATION (ENGINE TIMING)	T25 SWITCH CLUTCH CONTROL (ENGINE CONTROL)

FUNCTIONS ON THE VEHICLE

Vehicle	alim.	kW	Date	Engine	 S10	 T10	 T20 - T23	 T22 - T25
---------	-------	----	------	--------	---	---	--	---

				ENGINE
1.8 TSI	Petrol	118	06/09-01/11	CDA A

Engine	Information	S10	T10	T20 - T23	T22 - T25
All engines	COL: brown, Conn. nr. 1, spanner size 24, switch press. 0.55-0.85 bar, thread M10x1.0	7.0132			
All engines	COL: blue, Conn. nr. 2, switch press. 2.15-2.95 bar, thread M10x1.0	7.0192			
All engines	COL: black, Conn. nr. 2, thread M12x1.5, without adapter		7.6215		
All engines	Conn. nr. 4, thread M12x1.5			7.1229	T20
All engines	Conn. nr. 5				7.1309 T22

				ENGINE
1.9 TDi	Diesel	66	07/98-04/02	AGR

Engine	Information	S10	T10	T20 - T23	T22 - T25
All engines	-> 01/08/98, -> ch. 1JX250000, COL: brown, spanner size 24, switch press. 0.55/0.85 bar, thread M14x1.5	7.0095			
All engines	01/09/98 ->, ch. 1JX250001 ->, COL: brown, Conn. nr. 1, spanner size 24, switch press. 0.55-0.85 bar, thread M10x1.0	7.0132			
All engines	with adapter		7.6193		
All engines	-> 01/08/98, -> ch. 1JX060000, spanner size 24, thread M20x1.5, without adapter		7.6205		
All engines	-> 01/05/01, -> ch. 1J1900000, 01/09/98 ->, ch. 1JX060001 ->, COL: black, Conn. nr. 2, thread M12x1.5, without adapter		7.6215		
All engines	01/06/01 ->, ch. 1J2000001 ->, COL: brown, Conn. nr. 2, without adapter		7.6266		
All engines	Conn. nr. 2			7.1055	T20
All engines	Conn. nr. 4			7.1151	T20
All engines	-> 01/09/00, -> ch. 1J1320000, COL: green				7.1143 T25
All engines					7.1152 T22
All engines	01/10/00 ->, ch. 1J1320001 ->, COL: blue, Conn. nr. 4				7.1220 T25

				ENGINE
2.0	Petrol	199	05/11->	CDLF

Engine	Information	S10	T10	T20 - T23	T22 - T25
All engines		7.0168	7.6266	7.1232 T20	7.1309 T22
All engines	RHD			7.1229 T20	

				ENGINE
2.0 BiFuel	CNG	85	05/02-05/03	BEH

Engine	Information	S10	T10	T20 - T23	T22 - T25
All engines	COL: black, Conn. nr. 1, switch press. 1.2-1.6 bar, thread M10x1.0	7.0135			
All engines	COL: brown, Conn. nr. 2, without adapter		7.6266		
All engines	Conn. nr. 2			7.1055	T20
All engines	Conn. nr. 4			7.1151	T20
All engines					7.1152 T22
All engines	COL: blue, Conn. nr. 4				7.1220 T25

				ENGINE
2.0 GTD	Diesel	135	04/13->	CUNA

Engine	Information	S10	T10	T20 - T23	T22 - T25
All engines	COL: brown, Conn. nr. 2, without adapter		7.6266		
All engines	COL: black, Conn. nr. 4			7.1232	T20

				ENGINE
2.0 GTi	Petrol	147	06/09-11/13	CBFA, CCTA, CCZA





Engine	Information	S10	T10	T20 - T23	T22 - T25
Eng. CCZA	COL: brown	7.0132			
Eng. CBFA, CCTA	COL: black, Conn. nr. 1, switch press. 1.2-1.6 bar, thread M10x1.0	7.0135			
Eng. CCZA	COL: blue	7.0192			
All engines	COL: brown, Conn. nr. 2, without adapter		7.6266		
All engines	Conn. nr. 4, no specific info conc. application available, thread M12x1.5			7.1229	T20
All engines	COL: black, Conn. nr. 4, no specific info conc. application available			7.1232	T20
All engines	Conn. nr. 5				7.1309 T22

				ENGINE
2.0 GTi	Petrol	155	02/09->	CCZB

Engine	Information	S10	T10	T20 - T23	T22 - T25
All engines	COL: brown, Conn. nr. 1, spanner size 24, switch press. 0.55-0.85 bar, thread M10x1.0	7.0132			
All engines	COL: blue, Conn. nr. 1, Conn. nr. 2, switch press. 2.15-2.95 bar, thread M10x1, thread M10x1.0	7.0192			
All engines	COL: brown, Conn. nr. 2, without adapter		7.6266		

S10 OIL PRESSURE WARNING LIGHT SWITCH	T10 REVERSING LIGHT SWITCH	T20 BRAKE LIGHT SWITCH
T22 SWITCH CLUTCH CONTROL (CRUISE CONTROL)	T23 SWITCH BRAKE ACTUATION (ENGINE TIMING)	T25 SWITCH CLUTCH CONTROL (ENGINE CONTROL)

FUNCTIONS ON THE VEHICLE

Vehicle	alim.	kW	Date	Engine	 S10	 T10	 T20 - T23	 T22 - T25
ENGINE								
2.0 GTi	Petrol	155	02/09->	CCZB				
Engine	Information			S10	T10	T20 - T23	T22 - T25	
All engines	Conn. nr. 4, thread M12x1.5					7.1229	T20	
All engines	COL:black, Conn. nr. 4					7.1232	T20	
All engines	Conn. nr. 5						7.1309	T22
ENGINE								
2.0 GTi	Petrol	162	04/13->	CHHB				
Engine	Information			S10	T10	T20 - T23	T22 - T25	
All engines	COL:brown, Conn. nr. 1, spanner size 24, switch press. 0.55-0.85 bar, thread M10x1.0			7.0132				
All engines	COL:blue, Conn. nr. 1, switch press. 2.15-2.95 bar, thread M10x1			7.0192				
All engines	COL:brown, Conn. nr. 2, without adapter				7.6266			
All engines	COL:black, Conn. nr. 4					7.1232	T20	
ENGINE								
2.0 GTi	Petrol	169	04/13->	CHHA				
Engine	Information			S10	T10	T20 - T23	T22 - T25	
All engines	COL:brown, Conn. nr. 1, spanner size 24, switch press. 0.55-0.85 bar, thread M10x1.0			7.0132				
All engines	COL:blue, Conn. nr. 1, switch press. 2.15-2.95 bar, thread M10x1			7.0192				
All engines	COL:brown, Conn. nr. 2, without adapter				7.6266			
All engines	COL:black, Conn. nr. 4					7.1232	T20	
ENGINE								
2.0 GTi	Petrol	173	05/11-11/12	CDLG				
Engine	Information			S10	T10	T20 - T23	T22 - T25	
All engines	COL:black, Conn. nr. 2, switch press. 1.2-1.6 bar, thread M10x1.0			7.0168				
All engines	COL:brown, Conn. nr. 2, without adapter				7.6266			
All engines	Conn. nr. 4, thread M12x1.5					7.1229	T20	
All engines	COL:black, Conn. nr. 4					7.1232	T20	
All engines	Conn. nr. 5						7.1309	T22
ENGINE								
2.0 R	Petrol	195	01/13->	CDLA				
Engine	Information			S10	T10	T20 - T23	T22 - T25	
All engines	COL:black, Conn. nr. 2, switch press. 1.2-1.6 bar, thread M10x1.0			7.0168				
All engines	COL:black				7.6215			
All engines	COL:brown				7.6266			
All engines	COL:black, Conn. nr. 4					7.1232	T20	
All engines							7.1309	T22
ENGINE								
2.0 R 4motion	Petrol	188	11/09-11/13	CDLC				
Engine	Information			S10	T10	T20 - T23	T22 - T25	
All engines	COL:black, Conn. nr. 2, switch press. 1.2-1.6 bar, thread M10x1.0			7.0168				
All engines	COL:brown, Conn. nr. 2, without adapter				7.6266			
All engines	Conn. nr. 4, thread M12x1.5					7.1229	T20	
All engines	Conn. nr. 5						7.1309	T22
ENGINE								
2.0 R 4motion	Petrol	199	11/09-11/12	CDLF				
Engine	Information			S10	T10	T20 - T23	T22 - T25	
All engines	COL:black, Conn. nr. 2, switch press. 1.2-1.6 bar, thread M10x1.0			7.0168				
All engines	COL:brown, Conn. nr. 2, without adapter				7.6266			
All engines	Conn. nr. 4, thread M12x1.5					7.1229	T20	
All engines	COL:black, Conn. nr. 4					7.1232	T20	
All engines	Conn. nr. 5						7.1309	T22
ENGINE								
2.0 TDI	Diesel	100	10/08->	CBAA, CBDA, CFFA, CFHB				
Engine	Information			S10	T10	T20 - T23	T22 - T25	
Eng. CBDA, CFHB	COL:white, Conn. nr. 1, spanner size 24, switch press. 1.8 bar, thread M10x1.0			7.0045				
Eng. CBAA	COL:brown, Conn. nr. 1, spanner size 24, switch press. 0.55-0.85 bar, thread M10x1.0			7.0132				
Eng. CFFA, CFHB				7.0139				
Eng. CFFA	COL:green, Conn. nr. 1, spanner size 24, switch press. 0.3-0.6 bar, thread M10x1			7.0174				

S10	OIL PRESSURE WARNING LIGHT SWITCH	T10	REVERSING LIGHT SWITCH	T20	BRAKE LIGHT SWITCH
T22	SWITCH CLUTCH CONTROL (CRUISE CONTROL)	T23	SWITCH BRAKE ACTUATION (ENGINE TIMING)	T25	SWITCH CLUTCH CONTROL (ENGINE CONTROL)

FUNCTIONS ON THE VEHICLE

Vehicle	alim.	kW	Date	Engine	 S10	 T10	 T20 - T23	 T22 - T25
---------	-------	----	------	--------	---	---	--	---

2.0 TDI Diesel **100** 10/08-> **ENGINE**
CBAA, CBDA, CFFA, CFHB

Engine	Information	S10	T10	T20 - T23	T22 - T25
Eng. CBDA, CFHB	COL:black, Conn. nr. 2, t.nr. DUS/DUU/DUW/ERT/EGU, t.nr. EVS/EGS/EGR/EUH/EGY, t.nr. FBK/EWK/EWN/EAG, thread M12x1.5, without adapter		7.6215		
All engines	COL:brown, Conn. nr. 2, t.nr. ERE/FMP/GQA/GQT/GOV, t.nr. ERF/GSD/FML/FEL/ESW, t.nr. FMQ/FMU/FZQ/FYK, t.nr. GYD/GKE/FMS/FZM/FMH, without adapter		7.6266		
Eng. CBAA, CFFA, CFHB	Conn. nr. 4, no specific info conc. application available, RHD, thread M12x1.5			7.1229 T20	
All engines	COL:black, Conn. nr. 4, no specific info conc. application available			7.1232 T20	
All engines	Conn. nr. 5				7.1309 T22

2.0 TDI Diesel **103** 10/08-> **ENGINE**
BMM, CBAB, CBDB, CFFB, CFHC, CJAA

Engine	Information	S10	T10	T20 - T23	T22 - T25
Eng. CBDB, CFHC	COL:white, Conn. nr. 1, spanner size 24, switch press. 1.8 bar, thread M10x1.0	7.0045			
Eng. BMM, CBAB, CBDB, CJAA	COL:brown, Conn. nr. 1, spanner size 24, switch press. 0.55-0.85 bar, thread M10x1.0	7.0132			
Eng. CFFB, CFHC		7.0139			
Eng. CFFB, CFHC	COL:green, Conn. nr. 1, spanner size 24, switch press. 0.3-0.6 bar, thread M10x1	7.0174			
Eng. BMM, CBDB	COL:black		7.6215		
All engines	COL:brown, Conn. nr. 2, without adapter		7.6266		
Eng. CBAB, CBDB, CFFB, CFHC, CJAA	Conn. nr. 4, no specific info conc. application available, RHD, thread M12x1.5			7.1229 T20	
All engines	COL:black, Conn. nr. 4, no specific info conc. application available			7.1232 T20	
All engines	Conn. nr. 5, LHD, no specific info conc. application available, PR. VF0, PR. VF1, RHD				7.1309 T22
Eng. CFHC	Conn. nr. 5				7.1309 T25

2.0 TDI Diesel **110** 11/13-> **ENGINE**
CUUB

Engine	Information	S10	T10	T20 - T23	T22 - T25
All engines	COL:black, Conn. nr. 2, t.nr. QXF, thread M12x1.5, without adapter		7.6215		
All engines	COL:brown, Conn. nr. 2, t.nr. NBX/RGN/NFU/PGT, without adapter		7.6266		
All engines	COL:black, Conn. nr. 4			7.1232 T20	
All engines	Conn. nr. 5				7.1309 T22

2.0 TDI Diesel **125** 04/09-11/12 **ENGINE**
CBBB, CFGB

Engine	Information	S10	T10	T20 - T23	T22 - T25
Eng. CBBB	COL:brown, Conn. nr. 1, spanner size 24, switch press. 0.55-0.85 bar, thread M10x1.0	7.0132			
Eng. CFGB	COL:green, Conn. nr. 1, spanner size 24, switch press. 0.3-0.6 bar, thread M10x1	7.0174			
All engines	COL:brown, Conn. nr. 2, t.nr. ERE/FMP/GQA/GQT/GOV, t.nr. ERF/GSD/FML/FEL/ESW, t.nr. FMQ/FMU/FZQ/FYK, t.nr. GYD/GKE/FMS/FZM/FMH, without adapter		7.6266		
All engines	Conn. nr. 4, thread M12x1.5			7.1229 T20	
All engines	COL:black, Conn. nr. 4			7.1232 T20	
All engines	Conn. nr. 5				7.1309 T22

2.0 TDI Diesel **81** 10/08-> **ENGINE**
CBDA, CBDC, CLCA, CUUA




Engine	Information	S10	T10	T20 - T23	T22 - T25
Eng. CLCA	COL:white, Conn. nr. 1, spanner size 24, switch press. 1.8 bar, thread M10x1.0	7.0045			
Eng. CBDA, CBDC	COL:brown, Conn. nr. 1, spanner size 24, switch press. 0.55-0.85 bar, thread M10x1.0	7.0132			
Eng. CLCA		7.0139			
All engines	COL:black, Conn. nr. 2, thread M12x1.5, without adapter		7.6215		
Eng. CBDA, CBDC	COL:brown		7.6266		
Eng. CBDA, CBDC, CLCA	Conn. nr. 4, no specific info conc. application available, RHD, thread M12x1.5			7.1229 T20	
All engines	COL:black, Conn. nr. 4, LHD, no specific info conc. application available			7.1232 T20	
All engines	Conn. nr. 5, PR. VF0, PR. VF1				7.1309 T22
Eng. CBDC	Conn. nr. 5				7.1309 T25

2.0 TDI 4motion Diesel **103** 05/09-> **ENGINE**
CBAB, CFFB

Engine	Information	S10	T10	T20 - T23	T22 - T25
Eng. CBAB	COL:brown, Conn. nr. 1, spanner size 24, switch press. 0.55-0.85 bar, thread M10x1.0	7.0132			

S10 OIL PRESSURE WARNING LIGHT SWITCH	T10 REVERSING LIGHT SWITCH	T20 BRAKE LIGHT SWITCH
T22 SWITCH CLUTCH CONTROL (CRUISE CONTROL)	T23 SWITCH BRAKE ACTUATION (ENGINE TIMING)	T25 SWITCH CLUTCH CONTROL (ENGINE CONTROL)

FUNCTIONS ON THE VEHICLE

Vehicle	alim.	kW	Date	Engine	 S10	 T10	 T20 - T23	 T22 - T25
---------	-------	----	------	--------	---	---	--	---

				ENGINE
2.0 TDI 4motion	Diesel	103	05/09->	CBAB, CFFB

Engine	Information	S10	T10	T20 - T23	T22 - T25
Eng. CFFB		7.0139			
Eng. CFFB	COL:green, Conn. nr. 1, spanner size 24, switch press. 0.3-0.6 bar, thread M10x1	7.0174			
All engines	COL:brown, Conn. nr. 2, without adapter		7.6266		
All engines	Conn. nr. 4, RHD, thread M12x1.5			7.1229 T20	
All engines	COL:black, Conn. nr. 4			7.1232 T20	
All engines	Conn. nr. 5				7.1309 T22

				ENGINE
2.0 TDi BlueMotion	Diesel	110	04/13->	CKFC, CRBC, CRLB

Engine	Information	S10	T10	T20 - T23	T22 - T25
All engines	COL:brown, Conn. nr. 2, without adapter		7.6266		
All engines	COL:black, Conn. nr. 4			7.1232 T20	

				ENGINE
2.0 TDI Gtd	Diesel	125	05/11->	CFGB

Engine	Information	S10	T10	T20 - T23	T22 - T25
All engines		7.0139	7.6266	7.1232 T20	7.1309 T22
All engines	RHD			7.1229 T20	

				ENGINE
2.0 TFSi	Petrol	188	11/11->	CRZA

Engine	Information	S10	T10	T20 - T23	T22 - T25
All engines			7.6266	7.1232 T20	7.1309 T22
All engines	RHD			7.1229 T20	

				ENGINE
2.0 TFSi Gti	Petrol	147	05/11->	CBFA, CCTA

Engine	Information	S10	T10	T20 - T23	T22 - T25
All engines		7.0135	7.6266	7.1232 T20	7.1309 T22
All engines	RHD			7.1229 T20	

				ENGINE
2.0 TFSi Gti	Petrol	155	05/11->	CCZB

Engine	Information	S10	T10	T20 - T23	T22 - T25
All engines	COL:brown	7.0132			
All engines	COL:blue	7.0192			
All engines			7.6266	7.1232 T20	7.1309 T22
All engines	RHD			7.1229 T20	

				ENGINE
2.0 TFSi Gti	Petrol	173	05/11->	CDLG

Engine	Information	S10	T10	T20 - T23	T22 - T25
All engines		7.0168	7.6266	7.1232 T20	7.1309 T22
All engines	RHD			7.1229 T20	

				ENGINE
2.0 TSI	Petrol	147	07/09-07/13	CCZA

Engine	Information	S10	T10	T20 - T23	T22 - T25
All engines	COL:white, Conn. nr. 1, spanner size 24, switch press. 1.8 bar, thread M10x1.0	7.0045			
All engines	COL:blue, Conn. nr. 2, switch press. 2.15-2.95 bar, thread M10x1.0	7.0192			
All engines	COL:brown, Conn. nr. 2, without adapter		7.6266		
All engines	COL:black, Conn. nr. 4			7.1232 T20	
All engines	Conn. nr. 5, LHD, PR. VF0, PR. VF1, RHD				7.1309 T22

				ENGINE
2.0 TSI	Petrol	162	11/13->	CULC

Engine	Information	S10	T10	T20 - T23	T22 - T25
All engines	COL:black		7.6215		
All engines	COL:brown		7.6266		
All engines	COL:black, Conn. nr. 4			7.1232 T20	
All engines					7.1309 T22

				ENGINE
2.0 TSI	Petrol	188	01/13->	CDLC

Engine	Information	S10	T10	T20 - T23	T22 - T25
All engines		7.0168			7.1309 T22
All engines	COL:black		7.6215		

S10	OIL PRESSURE WARNING LIGHT SWITCH	T10	REVERSING LIGHT SWITCH	T20	BRAKE LIGHT SWITCH
T22	SWITCH CLUTCH CONTROL (CRUISE CONTROL)	T23	SWITCH BRAKE ACTUATION (ENGINE TIMING)	T25	SWITCH CLUTCH CONTROL (ENGINE CONTROL)

FUNCTIONS ON THE VEHICLE

Vehicle	alim.	kW	Date	Engine	 S10	 T10	 T20 - T23	 T22 - T25
---------	-------	----	------	--------	---	---	--	---

				ENGINE
2.0 TSI	Petrol	188	01/13->	CDLC

Engine	Information	S10	T10	T20 - T23	T22 - T25
All engines	COL: brown		7.6266		
All engines	LHD			7.1232 T20	

				ENGINE
2.0 TSi R	Petrol	195	11/09-05/11	CDLA

Engine	Information	S10	T10	T20 - T23	T22 - T25
All engines	COL: black, Conn. nr. 2, switch press. 1.2-1.6 bar, thread M10x1.0	7.0168			
All engines	COL: brown, Conn. nr. 2, without adapter		7.6266		
All engines	Conn. nr. 4, thread M12x1.5			7.1229 T20	
All engines	Conn. nr. 5				7.1309 T22

				ENGINE
2.0 TSi R	Petrol	199	11/09-11/12	CDLF

Engine	Information	S10	T10	T20 - T23	T22 - T25
All engines	COL: black, Conn. nr. 2, switch press. 1.2-1.6 bar, thread M10x1.0	7.0168			
All engines	COL: brown, Conn. nr. 2, without adapter		7.6266		
All engines	COL: black, Conn. nr. 4			7.1232 T20	
All engines	Conn. nr. 5				7.1309 T22

				ENGINE
2.5	Petrol	125	07/09->	CBTA, CBUA

Engine	Information	S10	T10	T20 - T23	T22 - T25
All engines	COL: black, Conn. nr. 2, switch press. 1.2-1.6 bar, thread M10x1.0	7.0168			
All engines	COL: black, Conn. nr. 2, thread M12x1.5, without adapter		7.6215		
All engines	RHD			7.1229 T20	
All engines	COL: black, Conn. nr. 4, LHD			7.1232 T20	
All engines	Conn. nr. 5				7.1309 T22

GOLF VII

				ENGINE
1.0 TSI	Petrol	63	01/17->	CHZK

Engine	Information	S10	T10	T20 - T23	T22 - T25
All engines	COL: black, Conn. nr. 2, t.tnr. RSC, thread M12x1.5, without adapter		7.6215		
All engines	COL: brown, Conn. nr. 2, t.tnr. SAN, without adapter		7.6266		
All engines	COL: black, Conn. nr. 4			7.1232 T20	

				ENGINE
1.0 TSI	Petrol	81	11/16->	CHZC

Engine	Information	S10	T10	T20 - T23	T22 - T25
All engines	COL: black, Conn. nr. 2, t.tnr. RSW, thread M12x1.5, without adapter		7.6215		
All engines	COL: brown, Conn. nr. 2, t.tnr. SEH/SEE/SQZ/SRB/SQW, without adapter		7.6266		
All engines	COL: black, Conn. nr. 4			7.1232 T20	

				ENGINE
1.0 TSI	Petrol	85	05/15->	CHZD

Engine	Information	S10	T10	T20 - T23	T22 - T25
All engines	COL: black, Conn. nr. 2, t.tnr. PTW/QVX, t.tnr. QSZ/QVX/QXH, thread M12x1.5, without adapter		7.6215		
All engines	COL: brown, Conn. nr. 2, t.tnr. PDT/PGT, t.tnr. PRL/REK/RGN, t.tnr. REK, without adapter		7.6266		
All engines	COL: black, Conn. nr. 4			7.1232 T20	

				ENGINE
1.2 TSI	Petrol	63	08/12->	CJZB, CYVA

Engine	Information	S10	T10	T20 - T23	T22 - T25
All engines	COL: green, Conn. nr. 1, spanner size 24, switch press. 0.3-0.6 bar, thread M10x1	7.0174			
All engines	COL: black, Conn. nr. 2, thread M12x1.5, without adapter		7.6215		
All engines	COL: brown, Conn. nr. 2, without adapter		7.6266		
All engines	COL: black, Conn. nr. 4			7.1232 T20	

				ENGINE
1.2 TSI	Petrol	77	11/12->	CJZA

Engine	Information	S10	T10	T20 - T23	T22 - T25
All engines	COL: green, Conn. nr. 1, spanner size 24, switch press. 0.3-0.6 bar, thread M10x1	7.0174			
All engines	COL: brown, Conn. nr. 2, without adapter		7.6266		
All engines	COL: black, Conn. nr. 4			7.1232 T20	

S10	OIL PRESSURE WARNING LIGHT SWITCH	T10	REVERSING LIGHT SWITCH	T20	BRAKE LIGHT SWITCH
T22	SWITCH CLUTCH CONTROL (CRUISE CONTROL)	T23	SWITCH BRAKE ACTUATION (ENGINE TIMING)	T25	SWITCH CLUTCH CONTROL (ENGINE CONTROL)

FUNCTIONS ON THE VEHICLE

Vehicle	alim.	kW	Date	Engine	 S10	 T10	 T20 - T23	 T22 - T25
---------	-------	----	------	--------	---	---	--	---

				ENGINE
1.2 TSI	Petrol	77	11/12->	CJZA

Engine	Information	S10	T10	T20 - T23	T22 - T25
All engines	Conn. nr. 5				7.1309 T22

				ENGINE
1.2 TSI	Petrol	81	04/14->	CVVB

Engine	Information	S10	T10	T20 - T23	T22 - T25
All engines	COL:green, Conn. nr. 1, spanner size 24, switch press. 0.3-0.6 bar, thread M10x1	7.0174			
All engines	COL:brown, Conn. nr. 2, without adapter		7.6266		
All engines	COL:black, Conn. nr. 4			7.1232 T20	

				ENGINE
1.4 GTE Hybrid	Petrol/ Electro	110	05/14->	CUKB

Engine	Information	S10	T10	T20 - T23	T22 - T25
All engines	COL:green, Conn. nr. 1, spanner size 24, switch press. 0.3-0.6 bar, thread M10x1	7.0174			
All engines	COL:blue, Conn. nr. 2, switch press. 2.15-2.95 bar, thread M10x1.0	7.0192			
All engines	COL:black		7.6215		
All engines	COL:brown		7.6266		
All engines	COL:black, Conn. nr. 4			7.1232 T20	

				ENGINE
1.4 TGI CNG	Petrol/ Natural Gas (CNG)	81	06/13->	CPWA, CZBA

Engine	Information	S10	T10	T20 - T23	T22 - T25
Eng. CPWA	COL:green, Conn. nr. 1, spanner size 24, switch press. 0.3-0.6 bar, thread M10x1	7.0174			
Eng. CPWA	COL:blue, Conn. nr. 1, Conn. nr. 2, switch press. 2.15-2.95 bar, thread M10x1, thread M10x1.0	7.0192			
All engines	COL:brown, Conn. nr. 2, without adapter		7.6266		
All engines	COL:black, Conn. nr. 4			7.1232 T20	

				ENGINE
1.4 TSI	Petrol	103	08/12->	CHPA, CPTA

Engine	Information	S10	T10	T20 - T23	T22 - T25
All engines	COL:green, Conn. nr. 1, spanner size 24, switch press. 0.3-0.6 bar, thread M10x1	7.0174			
All engines	COL:blue, Conn. nr. 1, Conn. nr. 2, switch press. 2.15-2.95 bar, thread M10x1, thread M10x1.0	7.0192			
Eng. CHPA	COL:black, Conn. nr. 2, thread M12x1.5, without adapter		7.6215		
All engines	COL:brown, Conn. nr. 2, without adapter		7.6266		
All engines	COL:black, Conn. nr. 4			7.1232 T20	

				ENGINE
1.4 TSI	Petrol	110	02/14->	CHPB, CZDA, CZEA

Engine	Information	S10	T10	T20 - T23	T22 - T25
All engines	COL:green, Conn. nr. 1, spanner size 24, switch press. 0.3-0.6 bar, thread M10x1	7.0174			
All engines	COL:blue, Conn. nr. 2, switch press. 2.15-2.95 bar, thread M10x1.0	7.0192			
All engines	COL:black, Conn. nr. 2, thread M12x1.5, without adapter		7.6215		
All engines	COL:black, Conn. nr. 4			7.1232 T20	

				ENGINE
1.4 TSI	Petrol	90	11/12->	CMBA, CPVA, CXSA

Engine	Information	S10	T10	T20 - T23	T22 - T25
Eng. CPVA	COL:green	7.0139			
Eng. CMBA, CXSA	COL:green, Conn. nr. 1, spanner size 24, switch press. 0.3-0.6 bar, thread M10x1	7.0174			
All engines	COL:blue, Conn. nr. 1, Conn. nr. 2, switch press. 2.15-2.95 bar, thread M10x1, thread M10x1.0	7.0192			
Eng. CPVA	COL:black		7.6215		
All engines	COL:brown, Conn. nr. 2, without adapter		7.6266		
All engines	COL:black, Conn. nr. 4			7.1232 T20	

				ENGINE
1.4 TSI	Petrol	92	04/14->	CPVB, CZCA, CZDD

Engine	Information	S10	T10	T20 - T23	T22 - T25
Eng. CPVB, CZDD	COL:green	7.0139			
Eng. CZCA, CZDD	COL:green, Conn. nr. 1, spanner size 24, switch press. 0.3-0.6 bar, thread M10x1	7.0174			
All engines	COL:blue, Conn. nr. 2, switch press. 2.15-2.95 bar, thread M10x1.0	7.0192			

S10	OIL PRESSURE WARNING LIGHT SWITCH	T10	REVERSING LIGHT SWITCH	T20	BRAKE LIGHT SWITCH
T22	SWITCH CLUTCH CONTROL (CRUISE CONTROL)	T23	SWITCH BRAKE ACTUATION (ENGINE TIMING)	T25	SWITCH CLUTCH CONTROL (ENGINE CONTROL)

FUNCTIONS ON THE VEHICLE

Vehicle	alim.	kW	Date	Engine	 S10	 T10	 T20 - T23	 T22 - T25
---------	-------	----	------	--------	---	---	--	---

ENGINE				
1.4 TSI	Petrol	92	04/14->	CPVB, CZCA, CZDD

Engine	Information	S10	T10	T20 - T23	T22 - T25
Eng. CPVB, CZDD	COL:black		7.6215		
All engines	COL:brown, Conn. nr. 2, without adapter		7.6266		
All engines	COL:black, Conn. nr. 4			7.1232	T20

ENGINE				
1.4 TSI MultiFuel	Petrol/ Ethanol	90	04/13->	CPVA

Engine	Information	S10	T10	T20 - T23	T22 - T25
All engines	COL:green, Conn. nr. 1, spanner size 24, switch press. 0.3-0.6 bar, thread M10x1	7.0174			
All engines	COL:blue, Conn. nr. 1, Conn. nr. 2, switch press. 2.15-2.95 bar, thread M10x1, thread M10x1.0	7.0192			
All engines	COL:brown, Conn. nr. 2, without adapter		7.6266		
All engines	COL:black, Conn. nr. 4			7.1232	T20

ENGINE				
1.4 TSI MultiFuel	Petrol/ Ethanol	92	12/13->	CPVB

Engine	Information	S10	T10	T20 - T23	T22 - T25
All engines	COL:green, Conn. nr. 1, spanner size 24, switch press. 0.3-0.6 bar, thread M10x1	7.0174			
All engines	COL:blue, Conn. nr. 2, switch press. 2.15-2.95 bar, thread M10x1.0	7.0192			
All engines	COL:brown, Conn. nr. 2, without adapter		7.6266		
All engines	COL:black, Conn. nr. 4			7.1232	T20

ENGINE				
1.5 TSI	Petrol	110	04/17->	DADA

Engine	Information	S10	T10	T20 - T23	T22 - T25
All engines	COL:black, Conn. nr. 2, thread M12x1.5, without adapter		7.6215		
All engines	COL:black, Conn. nr. 4			7.1232	T20

ENGINE				
1.5 TSI	Petrol	96	05/17->	DACA

Engine	Information	S10	T10	T20 - T23	T22 - T25
All engines	COL:black, Conn. nr. 2, thread M12x1.5, without adapter		7.6215		
All engines	COL:brown, Conn. nr. 2, t.tnr. SEL, without adapter		7.6266		
All engines	COL:black, Conn. nr. 4			7.1232	T20

ENGINE				
1.6	Petrol	81	05/14->	CWVA

Engine	Information	S10	T10	T20 - T23	T22 - T25
All engines	COL:green, Conn. nr. 1, spanner size 24, switch press. 0.3-0.6 bar, thread M10x1	7.0174			
All engines	COL:black, Conn. nr. 2, t.tnr. MWW/MWX/QVW/QYB, thread M12x1.5, without adapter		7.6215		
All engines	COL:brown, Conn. nr. 2, t.tnr. PSU/PTB, without adapter		7.6266		
All engines	COL:black, Conn. nr. 4			7.1232	T20

ENGINE				
1.6 TDI	Diesel	66	04/13->	CLHB, CRKA, CXXA, DDYB

Engine	Information	S10	T10	T20 - T23	T22 - T25
All engines	COL:black, Conn. nr. 2, thread M12x1.5, without adapter		7.6215		
All engines	COL:brown, Conn. nr. 2, without adapter		7.6266		
All engines	COL:black, Conn. nr. 4			7.1232	T20

ENGINE				
1.6 TDI	Diesel	77	08/12->	CLHA

Engine	Information	S10	T10	T20 - T23	T22 - T25
All engines	COL:black, Conn. nr. 2, thread M12x1.5, without adapter		7.6215		
All engines	COL:brown, Conn. nr. 2, without adapter		7.6266		
All engines	COL:black, Conn. nr. 4			7.1232	T20

ENGINE				
1.6 TDI	Diesel	81	01/13->	CRKB, CXXB, DBKA

Engine	Information	S10	T10	T20 - T23	T22 - T25
All engines	COL:black, Conn. nr. 2, t.tnr. QYB/PTW/QVX/RSD, thread M12x1.5, without adapter		7.6215		
All engines	COL:brown, Conn. nr. 2, t.tnr. PTB/REK, without adapter		7.6266		
All engines	COL:black, Conn. nr. 4			7.1232	T20

S10	OIL PRESSURE WARNING LIGHT SWITCH	T10	REVERSING LIGHT SWITCH	T20	BRAKE LIGHT SWITCH
T22	SWITCH CLUTCH CONTROL (CRUISE CONTROL)	T23	SWITCH BRAKE ACTUATION (ENGINE TIMING)	T25	SWITCH CLUTCH CONTROL (ENGINE CONTROL)

FUNCTIONS ON THE VEHICLE

Vehicle	alim.	kW	Date	Engine	 S10	 T10	 T20 - T23	 T22 - T25
---------	-------	----	------	--------	---	---	--	---

				ENGINE
1.6 TDI	Diesel	85	11/16->	DDYA

Engine	Information	S10	T10	T20 - T23	T22 - T25
All engines	COL:black, Conn. nr. 2, t.tnr. MWW/RTD, t.tnr. RTD, thread M12x1.5, without adapter		7.6215		
All engines	COL:brown, Conn. nr. 2, t.tnr. PTB, without adapter		7.6266		
All engines	COL:black, Conn. nr. 4			7.1232 T20	

				ENGINE
1.6 TDI 4motion	Diesel	77	11/12->	CLHA

Engine	Information	S10	T10	T20 - T23	T22 - T25
All engines	COL:black		7.6215		
All engines	COL:brown, Conn. nr. 2, without adapter		7.6266		
All engines	COL:black, Conn. nr. 4			7.1232 T20	

				ENGINE
1.6 TDI 4motion	Diesel	81	01/13->	CRKB, CXXB

Engine	Information	S10	T10	T20 - T23	T22 - T25
All engines	COL:black, Conn. nr. 2, thread M12x1.5, without adapter		7.6215		
All engines	COL:brown, Conn. nr. 2, without adapter		7.6266		
All engines	COL:black, Conn. nr. 4			7.1232 T20	

				ENGINE
1.8 TSI 4motion	Petrol	132	12/14->	CJSB

Engine	Information	S10	T10	T20 - T23	T22 - T25
All engines	COL:brown, Conn. nr. 1, spanner size 24, switch press. 0.55-0.85 bar, thread M10x1.0	7.0132			
All engines	COL:blue, Conn. nr. 1, switch press. 2.15-2.95 bar, thread M10x1	7.0192			
All engines	COL:green, switch press. 0.15-0.35 bar	7.0219			
All engines	COL:black		7.6215		
All engines	COL:brown		7.6266		
All engines	COL:black, Conn. nr. 4			7.1232 T20	

				ENGINE
2.0 GTD	Diesel	130	11/16->	CRGA

Engine	Information	S10	T10	T20 - T23	T22 - T25
All engines	COL:black, Conn. nr. 4			7.1232 T20	

				ENGINE
2.0 GTD	Diesel	135	04/13->	CUNA, DGCA

Engine	Information	S10	T10	T20 - T23	T22 - T25
All engines	COL:black, Conn. nr. 2, thread M12x1.5, without adapter		7.6215		
All engines	COL:brown, Conn. nr. 2, without adapter		7.6266		
All engines	COL:black, Conn. nr. 4			7.1232 T20	

				ENGINE
2.0 GTI	Petrol	155	11/13->	CNTA, CXCA

Engine	Information	S10	T10	T20 - T23	T22 - T25
All engines	COL:brown, Conn. nr. 1, spanner size 24, switch press. 0.55-0.85 bar, thread M10x1.0	7.0132			
All engines	COL:blue, Conn. nr. 1, switch press. 2.15-2.95 bar, thread M10x1	7.0192			
All engines	COL:black		7.6215		
All engines	COL:brown		7.6266		
All engines	COL:black, Conn. nr. 4			7.1232 T20	

				ENGINE
2.0 GTI	Petrol	162	04/13->	CHHB, CXDA

Engine	Information	S10	T10	T20 - T23	T22 - T25
All engines	COL:brown, Conn. nr. 1, spanner size 24, switch press. 0.55-0.85 bar, thread M10x1.0	7.0132			
All engines	COL:blue, Conn. nr. 1, switch press. 2.15-2.95 bar, thread M10x1	7.0192			
All engines	COL:black, Conn. nr. 2, thread M12x1.5, without adapter		7.6215		
All engines	COL:brown, Conn. nr. 2, without adapter		7.6266		
All engines	COL:black, Conn. nr. 4			7.1232 T20	

				ENGINE
2.0 GTI	Petrol	169	04/13->	CHHA

Engine	Information	S10	T10	T20 - T23	T22 - T25
All engines	COL:brown, Conn. nr. 1, spanner size 24, switch press. 0.55-0.85 bar, thread M10x1.0	7.0132			
All engines	COL:blue, Conn. nr. 1, switch press. 2.15-2.95 bar, thread M10x1	7.0192			
All engines	COL:brown, Conn. nr. 2, without adapter		7.6266		

S10	OIL PRESSURE WARNING LIGHT SWITCH	T10	REVERSING LIGHT SWITCH	T20	BRAKE LIGHT SWITCH
T22	SWITCH CLUTCH CONTROL (CRUISE CONTROL)	T23	SWITCH BRAKE ACTUATION (ENGINE TIMING)	T25	SWITCH CLUTCH CONTROL (ENGINE CONTROL)

FUNCTIONS ON THE VEHICLE

Vehicle	alim.	kW	Date	Engine	 S10	 T10	 T20 - T23	 T22 - T25
---------	-------	----	------	--------	---	---	--	---

				ENGINE
2.0 GTI	Petrol	169	04/13->	CHHA

Engine	Information	S10	T10	T20 - T23	T22 - T25
All engines	COL:black, Conn. nr. 4			7.1232 T20	

				ENGINE
2.0 GTI	Petrol	180	03/17->	DLBA

Engine	Information	S10	T10	T20 - T23	T22 - T25
All engines	COL:brown, Conn. nr. 1, spanner size 24, switch press. 0.55-0.85 bar, thread M10x1.0	7.0132			
All engines	COL:blue, Conn. nr. 1, switch press. 2.15-2.95 bar, thread M10x1	7.0192			
All engines	COL:black, Conn. nr. 2, t.tnr. RSW, thread M12x1.5, without adapter		7.6215		
All engines	COL:brown, Conn. nr. 2, t.tnr. SEE/SEH/SQZ/SRB, without adapter		7.6266		
All engines	COL:black, Conn. nr. 4			7.1232 T20	

				ENGINE
2.0 GTI Clubsport	Petrol	195	02/16->	CJXE

Engine	Information	S10	T10	T20 - T23	T22 - T25
All engines	COL:brown, Conn. nr. 1, spanner size 24, switch press. 0.55-0.85 bar, thread M10x1.0	7.0132			
All engines	COL:blue, Conn. nr. 1, switch press. 2.15-2.95 bar, thread M10x1	7.0192			
All engines	COL:black, Conn. nr. 2, t.tnr. QSZ/QVX/QXH, thread M12x1.5, without adapter		7.6215		
All engines	COL:brown, Conn. nr. 2, t.tnr. PDT/PFN/PGT/PNN/PNP, t.tnr. PRLREK/RGN/RKC/PNS, without adapter		7.6266		
All engines	COL:black, Conn. nr. 4			7.1232 T20	

				ENGINE
2.0 GTI Clubsport S	Petrol	228	09/16->	CJXG

Engine	Information	S10	T10	T20 - T23	T22 - T25
All engines	COL:brown, Conn. nr. 1, spanner size 24, switch press. 0.55-0.85 bar, thread M10x1.0	7.0132			
All engines	COL:blue, Conn. nr. 1, switch press. 2.15-2.95 bar, thread M10x1	7.0192			
All engines	COL:black, Conn. nr. 2, t.tnr. NBJ/QSZ/QXH/RSW, thread M12x1.5, without adapter		7.6215		
All engines	COL:brown, Conn. nr. 2, t.tnr. MYF/PRL/RGN/SEH/PDT, t.tnr. PFL/PFN/PGT/PNN/PNP, t.tnr. PNS, without adapter		7.6266		
All engines	COL:black, Conn. nr. 4			7.1232 T20	

				ENGINE
2.0 R 4motion	Petrol	206	11/13->	CJXB

Engine	Information	S10	T10	T20 - T23	T22 - T25
All engines	COL:brown, Conn. nr. 1, spanner size 24, switch press. 0.55-0.85 bar, thread M10x1.0	7.0132			
All engines	COL:blue, Conn. nr. 1, switch press. 2.15-2.95 bar, thread M10x1	7.0192			
All engines	COL:green, switch press. 0.15-0.35 bar	7.0219			
All engines	COL:black		7.6215		
All engines	COL:brown, Conn. nr. 2, without adapter		7.6266		
All engines	COL:black, Conn. nr. 4			7.1232 T20	

				ENGINE
2.0 R 4motion	Petrol	213	12/16->	CJXD, DJHB


Engine	Information	S10	T10	T20 - T23	T22 - T25
All engines	COL:brown, Conn. nr. 1, spanner size 24, switch press. 0.55-0.85 bar, thread M10x1.0	7.0132			
All engines	COL:blue, Conn. nr. 1, switch press. 2.15-2.95 bar, thread M10x1	7.0192			
Eng. CJXD	COL:brown, Conn. nr. 2, without adapter		7.6266		
All engines	COL:black, Conn. nr. 4			7.1232 T20	

				ENGINE
2.0 R 4motion	Petrol	221	11/13->	CJXC

Engine	Information	S10	T10	T20 - T23	T22 - T25
All engines	COL:brown, Conn. nr. 1, spanner size 24, switch press. 0.55-0.85 bar, thread M10x1.0	7.0132			
All engines	COL:blue, Conn. nr. 1, switch press. 2.15-2.95 bar, thread M10x1	7.0192			
All engines	COL:green, switch press. 0.15-0.35 bar	7.0219			
All engines	COL:brown, Conn. nr. 2, without adapter		7.6266		
All engines	COL:black, Conn. nr. 4			7.1232 T20	

S10	OIL PRESSURE WARNING LIGHT SWITCH	T10	REVERSING LIGHT SWITCH	T20	BRAKE LIGHT SWITCH
T22	SWITCH CLUTCH CONTROL (CRUISE CONTROL)	T23	SWITCH BRAKE ACTUATION (ENGINE TIMING)	T25	SWITCH CLUTCH CONTROL (ENGINE CONTROL)

FUNCTIONS ON THE VEHICLE

Vehicle	alim.	kW	Date	Engine	 S10	 T10	 T20 - T23	 T22 - T25
---------	-------	----	------	--------	---	---	--	---

				ENGINE
2.0 R 4motion	Petrol	228	12/16->	CJXG, DJHA

Engine	Information	S10	T10	T20 - T23	T22 - T25
All engines	COL:brown, Conn. nr. 1, spanner size 24, switch press. 0.55-0.85 bar, thread M10x1.0	7.0132			
All engines	COL:blue, Conn. nr. 1, switch press. 2.15-2.95 bar, thread M10x1	7.0192			
All engines	COL:black, Conn. nr. 2, thread M12x1.5, without adapter		7.6215		
All engines	COL:brown, Conn. nr. 2, without adapter		7.6266		
All engines	COL:black, Conn. nr. 4			7.1232	T20

				ENGINE
2.0 TDI	Diesel	105	08/12->	CRBB, CRVC

Engine	Information	S10	T10	T20 - T23	T22 - T25
Eng. CRVC	COL:black		7.6215		
All engines	COL:brown, Conn. nr. 2, without adapter		7.6266		
All engines	COL:black, Conn. nr. 4			7.1232	T20

				ENGINE
2.0 TDI	Diesel	110	11/12->	CKFC, CRBC, CRLB, CRMB, CRUA, CRVA, DCYA, DEJA

Engine	Information	S10	T10	T20 - T23	T22 - T25
Eng. CRBC, CRLB, CRUA, CRVA	COL:black		7.6215		
All engines	COL:brown, Conn. nr. 2, without adapter		7.6266		
All engines	COL:black, Conn. nr. 4			7.1232	T20

				ENGINE
2.0 TDI	Diesel	130	11/12->	CRGA

Engine	Information	S10	T10	T20 - T23	T22 - T25
All engines	COL:black		7.6215		
All engines	COL:brown		7.6266		
All engines				7.1232	T20

				ENGINE
2.0 TDI	Diesel	81	11/12->	CRLD, CRVA, CYKB, DEJB

Engine	Information	S10	T10	T20 - T23	T22 - T25
All engines	COL:black, Conn. nr. 2, t.tnr. MWX/QVW, thread M12x1.5, without adapter		7.6215		
All engines	COL:brown, Conn. nr. 2, t.tnr. NHW/PSU, without adapter		7.6266		
All engines	COL:black, Conn. nr. 4			7.1232	T20

				ENGINE
2.0 TDI 4motion	Diesel	110	11/12->	CKFC, CRBC, CRLB, CRMB, DCYA

Engine	Information	S10	T10	T20 - T23	T22 - T25
Eng. CRBC, CRLB	COL:black		7.6215		
All engines	COL:brown, Conn. nr. 2, without adapter		7.6266		
All engines	COL:black, Conn. nr. 4			7.1232	T20

				ENGINE
2.0 TDI 4motion	Diesel	135	12/14->	CUNA, DGCA

Engine	Information	S10	T10	T20 - T23	T22 - T25
Eng. CUNA	COL:black		7.6215		
Eng. CUNA	COL:brown		7.6266		
All engines	COL:black, Conn. nr. 4			7.1232	T20

				ENGINE
2.0 TFSI	Petrol	215	11/13->	CYFB



Engine	Information	S10	T10	T20 - T23	T22 - T25
All engines	COL:brown	7.0132	7.6266		
All engines	COL:blue	7.0192			
All engines	COL:black		7.6215		
All engines				7.1232	T20

				ENGINE
1.0	Petrol	37	08/85-10/91	HZ

Engine	Information	S10	T10	T20 - T23	T22 - T25
All engines	COL:white	7.0045			
All engines	COL:black	7.0046			
All engines	COL:blue	7.0108			
All engines	ext.thread M 18 x 1, 5 mm		7.6010		
All engines	LHD			7.1055	T20

S10 OIL PRESSURE WARNING LIGHT SWITCH	T10 REVERSING LIGHT SWITCH	T20 BRAKE LIGHT SWITCH
T22 SWITCH CLUTCH CONTROL (CRUISE CONTROL)	T23 SWITCH BRAKE ACTUATION (ENGINE TIMING)	T25 SWITCH CLUTCH CONTROL (ENGINE CONTROL)

FUNCTIONS ON THE VEHICLE

Vehicle	alim.	kW	Date	Engine	 S10	 T10	 T20 - T23	 T22 - T25
---------	-------	----	------	--------	---	---	--	---

JETTA II				ENGINE
1.0	Petrol	37	08/85-10/91	HZ

Engine	Information	S10	T10	T20 - T23	T22 - T25
All engines	RHD			7.1056 T20	

JETTA II				ENGINE
1.3	Petrol	37	08/85-12/87	NU

Engine	Information	S10	T10	T20 - T23	T22 - T25
All engines	COL:white	7.0045			
All engines	COL:black	7.0046			
All engines	COL:blue	7.0108			
All engines	ext.thread M 12 x 1, 5 mm		7.6009		
All engines	ext.thread M 18 x 1, 5 mm		7.6010		
All engines	LHD			7.1055 T20	
All engines	RHD			7.1056 T20	

JETTA II				ENGINE
1.3	Petrol	40	01/84-06/87	HK, MH

Engine	Information	S10	T10	T20 - T23	T22 - T25
All engines	COL:white	7.0045			
All engines	COL:black	7.0046			
All engines	COL:blue	7.0108			
Eng. MH	ext.thread M 12 x 1, 5 mm		7.6009		
All engines	ext.thread M 18 x 1, 5 mm		7.6010		
All engines	LHD			7.1055 T20	
All engines	RHD			7.1056 T20	

JETTA II				ENGINE
1.3	Petrol	43	01/84-10/86	GT

Engine	Information	S10	T10	T20 - T23	T22 - T25
All engines	COL:white	7.0045			
All engines	COL:black	7.0046			
All engines	COL:blue	7.0108			
All engines	ext.thread M 18 x 1, 5 mm		7.6010		
All engines	LHD			7.1055 T20	
All engines	RHD			7.1056 T20	

JETTA II				ENGINE
1.3 Cat	Petrol	40	06/87-12/91	2G, MH, NZ

Engine	Information	S10	T10	T20 - T23	T22 - T25
All engines	COL:white	7.0045			
All engines	COL:black	7.0046			
All engines	COL:blue	7.0108			
Eng. MH, NZ	ext.thread M 12 x 1, 5 mm		7.6009		
All engines	ext.thread M 18 x 1, 5 mm		7.6010		
All engines	LHD			7.1055 T20	
All engines	RHD			7.1056 T20	

JETTA II				ENGINE
1.6	Petrol	51	08/86-10/91	EZA, PN

Engine	Information	S10	T10	T20 - T23	T22 - T25
All engines	COL:white	7.0045			
All engines	COL:black	7.0046			
Eng. EZA	+automatic transmission	7.0051			
All engines	COL:blue	7.0108			
All engines	see connection type		7.6125		
All engines	LHD			7.1055 T20	
All engines	RHD			7.1056 T20	

JETTA II				ENGINE
1.6	Petrol	53	03/86-10/91	RF

Engine	Information	S10	T10	T20 - T23	T22 - T25
All engines	COL:white	7.0045			
All engines	COL:black	7.0046			
All engines	+automatic transmission	7.0051			
All engines	COL:blue	7.0108			
All engines	see connection type		7.6125		
All engines	LHD			7.1055 T20	

S10 OIL PRESSURE WARNING LIGHT SWITCH	T10 REVERSING LIGHT SWITCH	T20 BRAKE LIGHT SWITCH
T22 SWITCH CLUTCH CONTROL (CRUISE CONTROL)	T23 SWITCH BRAKE ACTUATION (ENGINE TIMING)	T25 SWITCH CLUTCH CONTROL (ENGINE CONTROL)

FUNCTIONS ON THE VEHICLE

Vehicle	alim.	kW	Date	Engine	 S10	 T10	 T20 - T23	 T22 - T25
---------	-------	----	------	--------	---	---	--	---

				ENGINE
1.6	Petrol	53	03/86-10/91	RF

Engine	Information	S10	T10	T20 - T23	T22 - T25
All engines	RHD			7.1056 T20	

				ENGINE
1.6	Petrol	55	01/84-07/92	ABN, EZ

Engine	Information	S10	T10	T20 - T23	T22 - T25
All engines	COL:white	7.0045			
All engines	COL:black	7.0046			
Eng. EZ	+automatic transmission	7.0051			
All engines	COL:blue	7.0108			
All engines	see connection type		7.6125		
All engines	LHD			7.1055 T20	
All engines	RHD			7.1056 T20	

				ENGINE
1.6	Petrol	60	12/83-07/88	HM

Engine	Information	S10	T10	T20 - T23	T22 - T25
All engines	COL:white	7.0045			
All engines	COL:black	7.0046			
All engines	+automatic transmission	7.0051			
All engines	COL:blue	7.0108			
All engines	see connection type		7.6125		
All engines	LHD			7.1055 T20	
All engines	RHD			7.1056 T20	

				ENGINE
1.6D	Diesel	40	01/84-10/91	JP, ME

Engine	Information	S10	T10	T20 - T23	T22 - T25
All engines	COL:white	7.0045			
All engines	COL:black	7.0046			
Eng. JP	+automatic transmission	7.0051			
All engines	COL:blue	7.0108			
Eng. JP	MODEL FROM:1987, see connection type		7.6125		
All engines	LHD			7.1055 T20	
All engines	RHD			7.1056 T20	

				ENGINE
1.6TD	Diesel	44	01/90-10/91	1V

Engine	Information	S10	T10	T20 - T23	T22 - T25
All engines	COL:white	7.0045			
All engines	COL:black	7.0046			
All engines	COL:blue	7.0108			
All engines	see connection type		7.6125		
All engines	LHD			7.1055 T20	
All engines	RHD			7.1056 T20	

				ENGINE
1.6TD	Diesel	51	01/84-10/91	JR, MF


Engine	Information	S10	T10	T20 - T23	T22 - T25
All engines	COL:white	7.0045			
All engines	COL:black	7.0046			
All engines	COL:blue	7.0108			
All engines	MODEL FROM:1986, see connection type		7.6125		
All engines	LHD			7.1055 T20	
All engines	RHD			7.1056 T20	

				ENGINE
1.6TD	Diesel	59	04/89-10/91	RA, SB

Engine	Information	S10	T10	T20 - T23	T22 - T25
All engines	COL:white	7.0045			
All engines	COL:black	7.0046			
All engines	COL:blue	7.0108			
All engines	see connection type		7.6125		
All engines	LHD			7.1055 T20	
All engines	RHD			7.1056 T20	

S10	OIL PRESSURE WARNING LIGHT SWITCH	T10	REVERSING LIGHT SWITCH	T20	BRAKE LIGHT SWITCH
T22	SWITCH CLUTCH CONTROL (CRUISE CONTROL)	T23	SWITCH BRAKE ACTUATION (ENGINE TIMING)	T25	SWITCH CLUTCH CONTROL (ENGINE CONTROL)

FUNCTIONS ON THE VEHICLE

Vehicle	alim.	kW	Date	Engine	 S10	 T10	 T20 - T23	 T22 - T25
---------	-------	----	------	--------	---	---	--	---

				ENGINE
1.8	Petrol	62	08/86-01/90	RH

Engine	Information	S10	T10	T20 - T23	T22 - T25
All engines	COL:white	7.0045			
All engines	COL:blue	7.0108			
All engines	see connection type		7.6125		
All engines	LHD			7.1055	T20
All engines	RHD			7.1056	T20

				ENGINE
1.8	Petrol	66	08/84-10/91	GU, GX

Engine	Information	S10	T10	T20 - T23	T22 - T25
All engines	COL:white	7.0045			
All engines	COL:black	7.0046			
All engines	+automatic transmission	7.0051			
All engines	COL:blue	7.0108			
All engines	see connection type		7.6125		
All engines	LHD			7.1055	T20
All engines	RHD			7.1056	T20

				ENGINE
1.8	Petrol	77	08/87-10/91	HT, RV

Engine	Information	S10	T10	T20 - T23	T22 - T25
All engines	COL:white	7.0045			
All engines	COL:black	7.0046			
Eng. RV	+automatic transmission	7.0051			
All engines	COL:blue	7.0108			
Eng. RV	see connection type		7.6125		
All engines	LHD			7.1055	T20
All engines	RHD			7.1056	T20

				ENGINE
1.8	Petrol	79	08/85-10/87	RD

Engine	Information	S10	T10	T20 - T23	T22 - T25
All engines	COL:white	7.0045			
All engines	COL:black	7.0046			
All engines	COL:blue	7.0108			
All engines	see connection type		7.6125		
All engines	LHD			7.1055	T20
All engines	RHD			7.1056	T20

				ENGINE
1.8	Petrol	82	01/84-10/91	EV, PB

Engine	Information	S10	T10	T20 - T23	T22 - T25
All engines	COL:white	7.0045			
All engines	COL:black	7.0046			
All engines	COL:blue	7.0108			
All engines	see connection type		7.6125		
All engines	LHD			7.1055	T20
All engines	RHD			7.1056	T20

				ENGINE
1.8 16V	Petrol	102	06/87-12/89	KR

Engine	Information	S10	T10	T20 - T23	T22 - T25
All engines	COL:white	7.0045			
All engines	COL:black	7.0046			
All engines	COL:blue	7.0108			
All engines	see connection type		7.6125		
All engines	LHD			7.1055	T20
All engines	RHD			7.1056	T20

				ENGINE
1.8 16V	Petrol	95	08/86-10/91	PL

Engine	Information	S10	T10	T20 - T23	T22 - T25
All engines	COL:white	7.0045			
All engines	COL:black	7.0046			
All engines	COL:blue	7.0108			
All engines	see connection type		7.6125		
All engines	LHD			7.1055	T20

S10 OIL PRESSURE WARNING LIGHT SWITCH	T10 REVERSING LIGHT SWITCH	T20 BRAKE LIGHT SWITCH
T22 SWITCH CLUTCH CONTROL (CRUISE CONTROL)	T23 SWITCH BRAKE ACTUATION (ENGINE TIMING)	T25 SWITCH CLUTCH CONTROL (ENGINE CONTROL)

FUNCTIONS ON THE VEHICLE

Vehicle	alim.	kW	Date	Engine	 S10	 T10	 T20 - T23	 T22 - T25
---------	-------	----	------	--------	---	---	--	---

				ENGINE
1.8 16V	Petrol	95	08/86-10/91	PL

Engine	Information	S10	T10	T20 - T23	T22 - T25
All engines	RHD			7.1056 T20	

				ENGINE
1.8 Cat	Petrol	66	08/87-10/91	GX, RP

Engine	Information	S10	T10	T20 - T23	T22 - T25
All engines	COL:white	7.0045			
All engines	COL:black	7.0046			
All engines	+automatic transmission	7.0051			
All engines	COL:blue	7.0108			
All engines	see connection type		7.6125		
All engines	LHD			7.1055 T20	
All engines	RHD			7.1056 T20	

				ENGINE
1.8 Cat	Petrol	79	01/87-10/91	PF

Engine	Information	S10	T10	T20 - T23	T22 - T25
All engines	COL:white	7.0045			
All engines	COL:black	7.0046			
All engines	+automatic transmission	7.0051			
All engines	COL:blue	7.0108			
All engines	see connection type		7.6125		
All engines	LHD			7.1055 T20	
All engines	RHD			7.1056 T20	

				ENGINE
1.8 G60	Petrol	118	04/90-07/91	PG

Engine	Information	S10	T10	T20 - T23	T22 - T25
All engines	COL:white	7.0045			
All engines	COL:black	7.0046			
All engines	COL:blue	7.0108			
All engines	see connection type		7.6125		
All engines	LHD			7.1055 T20	
All engines	RHD			7.1056 T20	

				ENGINE
1.8 Syncro	Petrol	66	08/87-12/88	GU, RP

Engine	Information	S10	T10	T20 - T23	T22 - T25
All engines	COL:white	7.0045			
All engines	COL:black	7.0046			
All engines	+automatic transmission	7.0051			
All engines	COL:blue	7.0108			
All engines	LHD			7.1055 T20	
All engines	RHD			7.1056 T20	

				ENGINE
1.8i GT	Petrol	82	12/83-07/88	GZ

Engine	Information	S10	T10	T20 - T23	T22 - T25
All engines	COL:white	7.0045			
All engines	COL:black	7.0046			
All engines	COL:blue	7.0108			
All engines	see connection type		7.6125		
All engines	LHD			7.1055 T20	
All engines	RHD			7.1056 T20	



JETTA V

				ENGINE
1.4 TSI	Petrol	103	07/06-10/10	BMY

Engine	Information	S10	T10	T20 - T23	T22 - T25
All engines	COL:green, Conn. nr. 1, spanner size 24, switch press. 0.3-0.6 bar, thread M10x1	7.0174			
All engines	COL:black, Conn. nr. 2, t.nr. GQQ/GQP/GXV, thread M12x1.5, without adapter		7.6215		
All engines	COL:brown, Conn. nr. 2, t.nr. HDV/GVT/HBM, without adapter		7.6266		
All engines	COL:black, Conn. nr. 4, LHD			7.1228 T20	
All engines	Conn. nr. 4, RHD, thread M12x1.5			7.1229 T20	
All engines					7.1309 T22

S10 OIL PRESSURE WARNING LIGHT SWITCH	T10 REVERSING LIGHT SWITCH	T20 BRAKE LIGHT SWITCH
T22 SWITCH CLUTCH CONTROL (CRUISE CONTROL)	T23 SWITCH BRAKE ACTUATION (ENGINE TIMING)	T25 SWITCH CLUTCH CONTROL (ENGINE CONTROL)

FUNCTIONS ON THE VEHICLE

Vehicle	alim.	kW	Date	Engine	 S10	 T10	 T20 - T23	 T22 - T25
---------	-------	----	------	--------	---	---	--	---

				ENGINE
1.4 TSI	Petrol	118	07/08-10/10	CAVD

Engine	Information	S10	T10	T20 - T23	T22 - T25
All engines	COL:green, Conn. nr. 1, spanner size 24, switch press. 0.3-0.6 bar, thread M10x1	7.0174			
All engines	COL:black, Conn. nr. 2, t.nr. GQQ/GQP/GXV, thread M12x1.5, without adapter		7.6215		
All engines	COL:brown, Conn. nr. 2, t.nr. HDV/GVT/HBM, without adapter		7.6266		
All engines	COL:black, Conn. nr. 4, LHD			7.1228	T20
All engines	Conn. nr. 4, RHD, thread M12x1.5			7.1229	T20
All engines					7.1309 T22

				ENGINE
1.4 TSI	Petrol	125	07/06-10/10	BLG

Engine	Information	S10	T10	T20 - T23	T22 - T25
All engines	COL:green, Conn. nr. 1, spanner size 24, switch press. 0.3-0.6 bar, thread M10x1	7.0174			
All engines	COL:black, Conn. nr. 2, t.nr. GQQ/GQP/GXV, thread M12x1.5, without adapter		7.6215		
All engines	COL:brown, Conn. nr. 2, t.nr. HDV/GVT/HBM, without adapter		7.6266		
All engines	COL:black, Conn. nr. 4, LHD			7.1228	T20
All engines	Conn. nr. 4, RHD, thread M12x1.5			7.1229	T20
All engines					7.1309 T22

				ENGINE
1.4 TSI	Petrol	90	05/07-10/10	CAXA

Engine	Information	S10	T10	T20 - T23	T22 - T25
All engines	COL:green, Conn. nr. 1, spanner size 24, switch press. 0.3-0.6 bar, thread M10x1	7.0174			
All engines	COL:black, Conn. nr. 2, t.nr. GQQ/GQP/GXV, thread M12x1.5, without adapter		7.6215		
All engines	COL:brown, Conn. nr. 2, t.nr. HDV/GVT/HBM, without adapter		7.6266		
All engines	COL:black, Conn. nr. 4, LHD			7.1228	T20
All engines	Conn. nr. 4, RHD, thread M12x1.5			7.1229	T20
All engines					7.1309 T22

				ENGINE
1.6	Petrol	75	10/05-10/10	BSE, BSF, CCSA, CMXA

Engine	Information	S10	T10	T20 - T23	T22 - T25
All engines	COL:black, Conn. nr. 1, switch press. 1.2-1.6 bar, thread M10x1.0	7.0135			
All engines	COL:black, Conn. nr. 2, t.nr. GQQ/GQP/GXV, thread M12x1.5, without adapter		7.6215		
All engines	COL:brown, Conn. nr. 2, t.nr. HDV/GVT/HBM, without adapter		7.6266		
All engines	->ch. 1K-6-741 206, COL:black, Conn. nr. 4, LHD			7.1228	T20
All engines	->ch. 1K-6-741 206, Conn. nr. 4, RHD, thread M12x1.5			7.1229	T20
Eng. CMXA	ch. 1K-6-741 207 ->			7.1232	T20
All engines					7.1309 T22

				ENGINE
1.6 [CHN]	Petrol	68	01/05->	BJG

Engine	Information	S10	T10	T20 - T23	T22 - T25
All engines		7.0135		7.1055	T20 7.1220 T22

				ENGINE
1.6 FSI	Petrol	85	09/05-10/10	BLF

Engine	Information	S10	T10	T20 - T23	T22 - T25
All engines	COL:green, Conn. nr. 1, spanner size 24, switch press. 0.3-0.6 bar, thread M10x1	7.0174			
All engines	COL:black, Conn. nr. 2, t.nr. GQQ/GQP/GXV, thread M12x1.5, without adapter		7.6215		
All engines	COL:brown, Conn. nr. 2, t.nr. HDV/GVT/HBM, without adapter		7.6266		
All engines	->ch. 1K6741206, COL:black, Conn. nr. 4, LHD			7.1228	T20
All engines	->ch. 1K6741206, Conn. nr. 4, RHD, thread M12x1.5			7.1229	T20
All engines	ch. 1K6741207 ->, COL:black, Conn. nr. 4			7.1232	T20
All engines	->ch. 1K7147498, ch. 1K7147499 ->, Conn. nr. 5, LHD, RHD				7.1309 T22

				ENGINE
1.6 MultiFuel	Petrol/Ethanol	75	01/08-10/10	CCSA

Engine	Information	S10	T10	T20 - T23	T22 - T25
All engines	COL:black, Conn. nr. 2, t.nr. GQQ/GQP/GXV, thread M12x1.5, without adapter		7.6215		

S10	OIL PRESSURE WARNING LIGHT SWITCH	T10	REVERSING LIGHT SWITCH	T20	BRAKE LIGHT SWITCH
T22	SWITCH CLUTCH CONTROL (CRUISE CONTROL)	T23	SWITCH BRAKE ACTUATION (ENGINE TIMING)	T25	SWITCH CLUTCH CONTROL (ENGINE CONTROL)

FUNCTIONS ON THE VEHICLE

Vehicle	alim.	kW	Date	Engine	 S10	 T10	 T20 - T23	 T22 - T25
---------	-------	----	------	--------	---	---	--	---

				ENGINE
1.6 MultiFuel	Petrol/ Ethanol	75	01/08-10/10	CCSA

Engine	Information	S10	T10	T20 - T23	T22 - T25
All engines	COL:brown, Conn. nr. 2, t.nr. HDV/GVT/HBM, without adapter		7.6266		
All engines	COL:black, Conn. nr. 4, LHD			7.1228 T20	
All engines					7.1309 T22

				ENGINE
1.6 TDI	Diesel	66	12/09-10/10	CAYB

Engine	Information	S10	T10	T20 - T23	T22 - T25
All engines	COL:black, Conn. nr. 2, t.nr. GQQ/GQP/GXV, thread M12x1.5, without adapter		7.6215		
All engines	COL:brown, Conn. nr. 2, t.nr. HDV/GVT/HBM, without adapter		7.6266		
All engines	COL:black, Conn. nr. 4, LHD			7.1228 T20	
All engines	Conn. nr. 4, RHD, thread M12x1.5			7.1229 T20	
All engines					7.1309 T22

				ENGINE
1.6 TDI	Diesel	77	06/09-10/10	CAYC

Engine	Information	S10	T10	T20 - T23	T22 - T25
All engines		7.0139			7.1309 T22
All engines	COL:black, Conn. nr. 2, t.nr. GQQ/GQP/GXV, thread M12x1.5, without adapter		7.6215		
All engines	COL:brown, Conn. nr. 2, t.nr. HDV/GVT/HBM, without adapter		7.6266		
All engines	COL:black, Conn. nr. 4, LHD			7.1228 T20	
All engines	Conn. nr. 4, RHD, thread M12x1.5			7.1229 T20	

				ENGINE
1.9 SDI [CHN]	Diesel	50	02/02->	AQM

Engine	Information	S10	T10	T20 - T23	T22 - T25
All engines		7.0132		7.1230 T20	

				ENGINE
1.9 TDI	Diesel	74	01/05->	BRM

Engine	Information	S10	T10	T20 - T23	T22 - T25
All engines	pole nr. 1	7.0132			
All engines	pole nr. 2	7.0197			
All engines	COL:black		7.6215		
All engines	COL:brown		7.6266		
All engines	->ch. 1k-6-741 206			7.1230 T20	
All engines	ch. 1k-6-741 207 ->			7.1232 T20	
All engines					7.1309 T22

				ENGINE
1.9 TDI	Diesel	77	08/05-10/10	BKC, BLS, BXE

Engine	Information	S10	T10	T20 - T23	T22 - T25
All engines	COL:brown, Conn. nr. 1, spanner size 24, switch press. 0.55-0.85 bar, thread M10x1.0	7.0132			
All engines	COL:black, Conn. nr. 2, t.nr. GQQ/GQP/GXV, thread M12x1.5, without adapter		7.6215		
All engines	COL:brown, Conn. nr. 2, t.nr. HDV/GVT/HBM, without adapter		7.6266		
All engines	COL:black, Conn. nr. 4, LHD			7.1228 T20	
All engines	Conn. nr. 4, RHD, thread M12x1.5			7.1229 T20	
All engines					7.1309 T22

				ENGINE
2.0	Petrol	85	06/01-05/05	BEV

Engine	Information	S10	T10	T20 - T23	T22 - T25
All engines		7.0135		7.1230 T20	
All engines	COL:black		7.6215		
All engines	COL:brown		7.6266		

				ENGINE
2.0 FSI	Petrol	110	08/05-10/10	BLR, BLY, BVY, BVZ

Engine	Information	S10	T10	T20 - T23	T22 - T25
All engines	COL:black, Conn. nr. 2, switch press. 1.2-1.6 bar, thread M10x1.0	7.0168			
All engines	COL:black, Conn. nr. 2, t.nr. GQQ/GQP/GXV, thread M12x1.5, without adapter		7.6215		
All engines	COL:brown, Conn. nr. 2, t.nr. HDV/GVT/HBM, without adapter		7.6266		
All engines	COL:black, Conn. nr. 4, LHD			7.1228 T20	

S10 OIL PRESSURE WARNING LIGHT SWITCH	T10 REVERSING LIGHT SWITCH	T20 BRAKE LIGHT SWITCH
T22 SWITCH CLUTCH CONTROL (CRUISE CONTROL)	T23 SWITCH BRAKE ACTUATION (ENGINE TIMING)	T25 SWITCH CLUTCH CONTROL (ENGINE CONTROL)

FUNCTIONS ON THE VEHICLE

Vehicle	alim.	kW	Date	Engine	 S10	 T10	 T20 - T23	 T22 - T25
---------	-------	----	------	--------	---	---	--	---

				ENGINE
2.0 FSI	Petrol	110	08/05-10/10	BLR, BLY, BVY, BVZ

Engine	Information	S10	T10	T20 - T23	T22 - T25
All engines	Conn. nr. 4, RHD, thread M12x1.5			7.1229 T20	

				ENGINE
2.0 TDI	Diesel	100	09/05-10/10	AZV, CBDA

Engine	Information	S10	T10	T20 - T23	T22 - T25
All engines	COL: brown, Conn. nr. 1, spanner size 24, switch press. 0.55-0.85 bar, thread M10x1.0	7.0132			
All engines	COL: black, Conn. nr. 2, t.nr. GQO/GQP/GXV, thread M12x1.5, without adapter		7.6215		
All engines	COL: brown, Conn. nr. 2, t.nr. HDV/GVT/HBM, without adapter		7.6266		
All engines	COL: black, Conn. nr. 4, LHD			7.1228 T20	
All engines	Conn. nr. 4, RHD, thread M12x1.5			7.1229 T20	
All engines					7.1309 T22

				ENGINE
2.0 TDI	Diesel	103	10/05-10/10	BMM

Engine	Information	S10	T10	T20 - T23	T22 - T25
All engines	COL: black, Conn. nr. 2, t.nr. GQO/GQP/GXV, thread M12x1.5, without adapter		7.6215		
All engines	COL: brown, Conn. nr. 2, t.nr. HDV/GVT/HBM, without adapter		7.6266		
All engines	COL: black, Conn. nr. 4, LHD			7.1228 T20	
All engines	Conn. nr. 4, RHD, thread M12x1.5			7.1229 T20	
All engines					7.1309 T22

				ENGINE
2.0 TDI	Diesel	125	10/06-10/10	BMN, CEGA

Engine	Information	S10	T10	T20 - T23	T22 - T25
All engines	COL: black, Conn. nr. 2, t.nr. GQO/GQP/GXV, thread M12x1.5, without adapter		7.6215		
All engines	COL: brown, Conn. nr. 2, t.nr. HDV/GVT/HBM, without adapter		7.6266		
All engines	COL: black, Conn. nr. 4, LHD			7.1228 T20	
All engines	Conn. nr. 4, RHD, thread M12x1.5			7.1229 T20	
All engines					7.1309 T22

				ENGINE
2.0 TDI	Diesel	81	01/10-10/10	CLCA

Engine	Information	S10	T10	T20 - T23	T22 - T25
All engines		7.0139		7.1232 T20	7.1309 T22
All engines	COL: black		7.6215		

				ENGINE
2.0 TDI 16V	Diesel	103	08/05-10/10	BKD, CBDB, CBEA, CJAA

Engine	Information	S10	T10	T20 - T23	T22 - T25
All engines	COL: brown, Conn. nr. 1, pole nr. 1, spanner size 24, switch press. 0.55-0.85 bar, thread M10x1.0	7.0132			
Eng. CBEA	pole nr. 2	7.0197			
All engines	COL: black, Conn. nr. 2, t.nr. GQO/GQP/GXV, thread M12x1.5, without adapter		7.6215		
All engines	COL: brown, Conn. nr. 2, t.nr. HDV/GVT/HBM, without adapter		7.6266		
Eng. BKD, CBDB, CJAA	COL: black, Conn. nr. 4, LHD			7.1228 T20	
Eng. BKD, CBDB, CJAA	Conn. nr. 4, RHD, thread M12x1.5			7.1229 T20	
Eng. CBEA	->ch. 1K-6-741 206			7.1230 T20	
Eng. CBEA	ch. 1K-6-741 207 ->			7.1232 T20	
Eng. CBDB, CBEA, CJAA					7.1309 T22

				ENGINE
2.0 TFSI	Petrol	147	10/05-10/10	BPY, BWA, CAWB, CBFA, CCTA, CCZA

Engine	Information	S10	T10	T20 - T23	T22 - T25
Eng. CCZA	COL: brown	7.0132			
Eng. BPY, BWA, CAWB, CBFA, CCTA	COL: black, Conn. nr. 2, switch press. 1.2-1.6 bar, thread M10x1.0	7.0168			
Eng. CCZA	COL: blue	7.0192			
Eng. BPY, BWA, CAWB, CBFA, CCTA	COL: black, Conn. nr. 2, t.nr. GQO/GQP/GXV, thread M12x1.5, without adapter		7.6215		
All engines	COL: brown, Conn. nr. 2, t.nr. HDV/GVT/HBM, without adapter		7.6266		
Eng. BPY, BWA, CAWB, CBFA, CCTA	->ch. 1K-6-741 206, COL: black, Conn. nr. 4, LHD			7.1228 T20	
Eng. BPY, BWA, CAWB, CBFA, CCTA	->ch. 1K-6-741 206, Conn. nr. 4, RHD, thread M12x1.5			7.1229 T20	

S10 OIL PRESSURE WARNING LIGHT SWITCH	T10 REVERSING LIGHT SWITCH	T20 BRAKE LIGHT SWITCH
T22 SWITCH CLUTCH CONTROL (CRUISE CONTROL)	T23 SWITCH BRAKE ACTUATION (ENGINE TIMING)	T25 SWITCH CLUTCH CONTROL (ENGINE CONTROL)

FUNCTIONS ON THE VEHICLE

Vehicle	alim.	kW	Date	Engine				
					S10	T10	T20 - T23	T22 - T25

				ENGINE
2.0 TFSI	Petrol	147	10/05-10/10	BPY, BWA, CAWB, CBFA, CCTA, CCZA

Engine	Information	S10	T10	T20 - T23	T22 - T25
Eng. BPY, CCZA	ch. 1K-6-741 207 ->			7.1232 T20	
Eng. BPY, BWA, CAWB, CCTA, CCZA					7.1309 T22

				ENGINE
2.5	Petrol	110	01/05->	BGP, BGQ, BTK

Engine	Information	S10	T10	T20 - T23	T22 - T25
Eng. BGQ	pole nr. 1	7.0132			
All engines	alternatively, COL:black, Conn. nr. 2, pole nr. 2, switch press. 1.2-1.6 bar, thread M10x1.0	7.0168			
Eng. BGQ	alternatively, pole nr. 2	7.0197			
All engines	COL:black, Conn. nr. 2, t.nr. GQQ/GQP/GXV, thread M12x1.5, without adapter		7.6215		
All engines	COL:brown, Conn. nr. 2, t.nr. HDV/GVT/HBM, without adapter		7.6266		
Eng. BGP, BTK	COL:black, Conn. nr. 4, LHD			7.1228 T20	
Eng. BGQ	->ch. 1k-6-741 206			7.1230 T20	
Eng. BGQ	ch. 1k-6-741 207 ->			7.1232 T20	
Eng. BGQ					7.1309 T22

				ENGINE
2.5	Petrol	125	07/08-10/10	CBTA, CCCA

Engine	Information	S10	T10	T20 - T23	T22 - T25
Eng. CCCA	ch. 16-B-000 001 ->, COL:brown	7.0132			
All engines	->ch. 1K-A-136 358, COL:black, Conn. nr. 2, switch press. 1.2-1.6 bar, thread M10x1.0	7.0168			
Eng. CCCA	ch. 16-B-000 001 ->, COL:blue	7.0192			
All engines	->ch. 1K-6-741 206, COL:black, Conn. nr. 4, LHD			7.1228 T20	
Eng. CCCA	->ch. 1K-6-741 206, RHD			7.1229 T20	
Eng. CCCA				7.1232 T20	

JETTA VI

				ENGINE
1.2 TSI	Petrol	77	10/10->	CBZB, CVVD

Engine	Information	S10	T10	T20 - T23	T22 - T25
Eng. CVVD		7.0139			
Eng. CBZB	COL:green, Conn. nr. 1, spanner size 24, switch press. 0.3-0.6 bar, thread M10x1	7.0174			
Eng. CBZB	COL:green, Conn. nr. 1, switch press. 0.3-0.6 bar, thread M10x1	7.0196			
All engines	COL:brown, Conn. nr. 2, without adapter		7.6266		
All engines	COL:black, Conn. nr. 4			7.1232 T20	
All engines	Conn. nr. 5, PR. VF0, PR. VF1				7.1309 T22

				ENGINE
1.2 TSI	Petrol	81	02/11->	CJZD

Engine	Information	S10	T10	T20 - T23	T22 - T25
All engines			7.6266	7.1232 T20	7.1309 T22

				ENGINE
1.2 TSI 16V	Petrol	77	08/14->	CVVD





Engine	Information	S10	T10	T20 - T23	T22 - T25
All engines	COL:green, Conn. nr. 1, spanner size 24, switch press. 0.3-0.6 bar, thread M10x1	7.0174			
All engines	COL:brown, Conn. nr. 2, without adapter		7.6266		
All engines	COL:black, Conn. nr. 4			7.1232 T20	
All engines	Conn. nr. 5, PR. VF0, PR. VF1				7.1309 T22

				ENGINE
1.4 TSI	Petrol	110	04/11->	CAVA, CTHA, CZDA, CZTA

Engine	Information	S10	T10	T20 - T23	T22 - T25
Eng. CZTA	COL:green	7.0139			
Eng. CZDA	COL:green, Conn. nr. 1, spanner size 24, switch press. 0.3-0.6 bar, thread M10x1	7.0174			
Eng. CZDA, CZTA	COL:blue, Conn. nr. 2, switch press. 2.15-2.95 bar, thread M10x1.0	7.0192			
Eng. CAVA, CTHA	COL:green, Conn. nr. 1, switch press. 0.3-0.6 bar, thread M10x1	7.0196			
All engines	COL:black, Conn. nr. 2, thread M12x1.5, without adapter		7.6215		
Eng. CZDA, CZTA	COL:brown, Conn. nr. 2, without adapter		7.6266		
All engines	COL:black, Conn. nr. 4			7.1232 T20	

S10	OIL PRESSURE WARNING LIGHT SWITCH	T10	REVERSING LIGHT SWITCH	T20	BRAKE LIGHT SWITCH
T22	SWITCH CLUTCH CONTROL (CRUISE CONTROL)	T23	SWITCH BRAKE ACTUATION (ENGINE TIMING)	T25	SWITCH CLUTCH CONTROL (ENGINE CONTROL)

FUNCTIONS ON THE VEHICLE

Vehicle	alim.	kW	Date	Engine	 S10	 T10	 T20 - T23	 T22 - T25
---------	-------	----	------	--------	---	---	--	---

ENGINE				
1.4 TSI	Petrol	110	04/11->	CAVA, CTHA, CZDA, CZTA

Engine	Information	S10	T10	T20 - T23	T22 - T25
All engines	Conn. nr. 5, PR. VF0, PR. VF1, PR. VF1/0EJ/0EM, PR. VF1/0EN/VF0				7.1309 T22

ENGINE				
1.4 TSi	Petrol	118	04/11->	CAVD, CTHD

Engine	Information	S10	T10	T20 - T23	T22 - T25
All engines	COL:green, Conn. nr. 1, switch press. 0.3-0.6 bar, thread M10x1	7.0196			
All engines	COL:black, Conn. nr. 2, t.tnr. KWB, thread M12x1.5, without adapter		7.6215		
All engines	COL:brown, Conn. nr. 2, t.tnr. LHD/LHY/MDL/NBW/NFP, t.tnr. PDA, without adapter		7.6266		
All engines	COL:black, Conn. nr. 4			7.1232 T20	
All engines	Conn. nr. 5, PR. VF0, STANDART CLUSTER				7.1309 T22

ENGINE				
1.4 TSI	Petrol	90	05/11->	CAXA, CMSB

Engine	Information	S10	T10	T20 - T23	T22 - T25
All engines	COL:green, Conn. nr. 1, spanner size 24, switch press. 0.3-0.6 bar, thread M10x1	7.0174			
All engines	COL:green, Conn. nr. 1, switch press. 0.3-0.6 bar, thread M10x1	7.0196			
All engines	COL:brown, Conn. nr. 2, without adapter		7.6266		
All engines	COL:black, Conn. nr. 4			7.1232 T20	
All engines	Conn. nr. 5, PR. VF0, PR. VF1				7.1309 T22

ENGINE				
1.4 TSI	Petrol	92	08/14->	CZCA

Engine	Information	S10	T10	T20 - T23	T22 - T25
All engines	COL:green, Conn. nr. 1, spanner size 24, switch press. 0.3-0.6 bar, thread M10x1	7.0174			
All engines	COL:blue, Conn. nr. 2, switch press. 2.15-2.95 bar, thread M10x1.0	7.0192			
All engines	COL:black, Conn. nr. 2, thread M12x1.5, without adapter		7.6215		
All engines	COL:black, Conn. nr. 4			7.1232 T20	
All engines	Conn. nr. 5, PR. VF0, PR. VF1				7.1309 T22

ENGINE				
1.4 TSI Hybrid	Petrol/ Electro	110	04/11->	CNLA, CRJA

Engine	Information	S10	T10	T20 - T23	T22 - T25
Eng. CRJA	COL:green	7.0139			
All engines	COL:blue, Conn. nr. 2, switch press. 2.15-2.95 bar, thread M10x1.0	7.0192			
All engines	COL:black, Conn. nr. 4			7.1232 T20	
All engines					7.1309 T22

ENGINE				
1.6	Petrol	63	03/13->	CFNB

Engine	Information	S10	T10	T20 - T23	T22 - T25
All engines	COL:green, Conn. nr. 1, switch press. 0.3-0.6 bar, thread M10x1	7.0196			
All engines	COL:brown, Conn. nr. 2, without adapter		7.6266		
All engines	COL:black, Conn. nr. 4			7.1232 T20	
All engines	Conn. nr. 5, PR. VF0, PR. VF1				7.1309 T22

ENGINE				
1.6	Petrol	77	12/11->	CFNA, CLRA


Engine	Information	S10	T10	T20 - T23	T22 - T25
Eng. CLRA	COL:green, Conn. nr. 1, spanner size 24, switch press. 0.3-0.6 bar, thread M10x1	7.0174			
Eng. CFNA	COL:green, Conn. nr. 1, switch press. 0.3-0.6 bar, thread M10x1	7.0196			
All engines	COL:brown, Conn. nr. 2, without adapter		7.6266		
All engines	COL:black, Conn. nr. 4			7.1232 T20	
All engines	Conn. nr. 5, PR. VF0, PR. VF1				7.1309 T22

ENGINE				
1.6	Petrol	81	09/15->	CWVA

Engine	Information	S10	T10	T20 - T23	T22 - T25
All engines	COL:green, Conn. nr. 1, spanner size 24, switch press. 0.3-0.6 bar, thread M10x1	7.0174			
All engines	COL:brown, Conn. nr. 2, without adapter		7.6266		
All engines	COL:black, Conn. nr. 4			7.1232 T20	
All engines	Conn. nr. 5, PR. VF0, PR. VF1				7.1309 T22

S10 OIL PRESSURE WARNING LIGHT SWITCH	T10 REVERSING LIGHT SWITCH	T20 BRAKE LIGHT SWITCH
T22 SWITCH CLUTCH CONTROL (CRUISE CONTROL)	T23 SWITCH BRAKE ACTUATION (ENGINE TIMING)	T25 SWITCH CLUTCH CONTROL (ENGINE CONTROL)

FUNCTIONS ON THE VEHICLE

Vehicle	alim.	kW	Date	Engine	 S10	 T10	 T20 - T23	 T22 - T25
---------	-------	----	------	--------	---	---	--	---

				ENGINE
1.6 [RUS]	Petrol	66	01/15->	CWVB

Engine	Information	S10	T10	T20 - T23	T22 - T25
All engines		7.0139		7.1232 T20	7.1309 T22
All engines	COL: brown		7.6266		

				ENGINE
1.6 [RUS]	Petrol	81	01/15->	CWVA

Engine	Information	S10	T10	T20 - T23	T22 - T25
All engines		7.0139		7.1232 T20	7.1309 T22
All engines	COL: brown		7.6266		

				ENGINE
1.6 MPI	Petrol	66	09/15-04/18	CWVB

Engine	Information	S10	T10	T20 - T23	T22 - T25
All engines	COL: green, Conn. nr. 1, spanner size 24, switch press. 0.3-0.6 bar, thread M10x1	7.0174			
All engines	COL: brown, Conn. nr. 2, without adapter		7.6266		
All engines	COL: black, Conn. nr. 4			7.1232 T20	
All engines	Conn. nr. 5, PR. VF0, PR. VF1				7.1309 T22

				ENGINE
1.6 TDI	Diesel	77	04/10-07/14	CAVC

Engine	Information	S10	T10	T20 - T23	T22 - T25
All engines	COL: green, Conn. nr. 1, spanner size 24, switch press. 0.3-0.6 bar, thread M10x1	7.0174			
All engines	COL: black, Conn. nr. 2, thread M12x1.5, without adapter		7.6215		
All engines	COL: black, Conn. nr. 4			7.1232 T20	
All engines	Conn. nr. 5, PR. VF0, PR. VF1				7.1309 T22

				ENGINE
1.8 TSI	Petrol	125	07/14->	CPKA, CPRA

Engine	Information	S10	T10	T20 - T23	T22 - T25
All engines	COL: brown, Conn. nr. 1, spanner size 24, switch press. 0.55-0.85 bar, thread M10x1.0	7.0132			
All engines	COL: blue, Conn. nr. 1, switch press. 2.7-3.4 bar	7.0212			
All engines	COL: black, Conn. nr. 2, thread M12x1.5, without adapter		7.6215		
All engines	COL: brown, Conn. nr. 2, without adapter		7.6266		
All engines	COL: black, Conn. nr. 4			7.1232 T20	
All engines	Conn. nr. 5, PR. VF0/VF1/OEN, PR. VF1/OEJ/OEM				7.1309 T22

				ENGINE
2.0	Petrol	85	06/10->	CBPA, CKJA

Engine	Information	S10	T10	T20 - T23	T22 - T25
All engines	COL: black, Conn. nr. 1, switch press. 1.2-1.6 bar, thread M10x1.0	7.0135			
All engines	COL: black, Conn. nr. 2, thread M12x1.5, without adapter		7.6215		
All engines	COL: brown, Conn. nr. 2, without adapter		7.6266		
All engines	COL: black, Conn. nr. 4			7.1232 T20	
All engines	Conn. nr. 5, PR. OEJ/OEM, PR. OEN, PR. VF0/VF1, PR. VF1				7.1309 T22

				ENGINE
2.0 -/TFSi	Petrol	147	10/10-07/14	CBFA, CCTA, CCZA

Engine	Information	S10	T10	T20 - T23	T22 - T25
Eng. CCZA	COL: brown, Conn. nr. 1, spanner size 24, switch press. 0.55-0.85 bar, thread M10x1.0	7.0132			
Eng. CBFA, CCTA	COL: black, Conn. nr. 1, switch press. 1.2-1.6 bar, thread M10x1.0	7.0135			
Eng. CCZA	COL: blue, Conn. nr. 2, switch press. 2.15-2.95 bar, thread M10x1.0	7.0192			
All engines	COL: brown, Conn. nr. 2, without adapter		7.6266		
All engines	COL: black, Conn. nr. 4			7.1232 T20	
All engines	Conn. nr. 5, PR. VF0, PR. VF1				7.1309 T22

				ENGINE
2.0 TDI	Diesel	103	02/11->	CFFB, CFHC, CJAA, CLCB

Engine	Information	S10	T10	T20 - T23	T22 - T25
Eng. CJAA		7.0132			
Eng. CFHC		7.0139			
Eng. CFFB, CLCB	COL: green, Conn. nr. 1, spanner size 24, switch press. 0.3-0.6 bar, thread M10x1	7.0174			
Eng. CFHC, CJAA	COL: black		7.6215		
All engines	COL: brown, Conn. nr. 2, without adapter		7.6266		
All engines	COL: black, Conn. nr. 4			7.1232 T20	

S10 OIL PRESSURE WARNING LIGHT SWITCH	T10 REVERSING LIGHT SWITCH	T20 BRAKE LIGHT SWITCH
T22 SWITCH CLUTCH CONTROL (CRUISE CONTROL)	T23 SWITCH BRAKE ACTUATION (ENGINE TIMING)	T25 SWITCH CLUTCH CONTROL (ENGINE CONTROL)

FUNCTIONS ON THE VEHICLE

Vehicle	alim.	kW	Date	Engine	 S10	 T10	 T20 - T23	 T22 - T25
---------	-------	----	------	--------	---	---	--	---

				ENGINE
2.0 TDI	Diesel	103	02/11->	CFFB, CFHC, CJAA, CLCB

Engine	Information	S10	T10	T20 - T23	T22 - T25
All engines	Conn. nr. 5, PR. VF0, PR. VF1				7.1309 T22

				ENGINE
2.0 TDI	Diesel	110	08/14->	CUUB, CVCA, DELA, DGMA

Engine	Information	S10	T10	T20 - T23	T22 - T25
Eng. DELA, DGMA	COL:black		7.6215		
All engines	COL:brown, Conn. nr. 2, without adapter		7.6266		
All engines	COL:black, Conn. nr. 4			7.1232 T20	
All engines	Conn. nr. 5, PR. VF0, PR. VF1				7.1309 T22

				ENGINE
2.0 TDi/TDi Blue-Motion	Diesel	81	10/10->	CLCA, CUUA

Engine	Information	S10	T10	T20 - T23	T22 - T25
Eng. CLCA	COL:green, Conn. nr. 1, spanner size 24, switch press. 0.3-0.6 bar, thread M10x1	7.0174			
All engines	COL:black, Conn. nr. 2, thread M12x1.5, without adapter		7.6215		
All engines	COL:black, Conn. nr. 4			7.1232 T20	
All engines	Conn. nr. 5, PR. VF0, PR. VF1				7.1309 T22

				ENGINE
2.0 TSI	Petrol	155	12/12->	CPLA, CPPA

Engine	Information	S10	T10	T20 - T23	T22 - T25
All engines	COL:brown, Conn. nr. 1, spanner size 24, switch press. 0.55-0.85 bar, thread M10x1.0	7.0132			
All engines	COL:blue, Conn. nr. 1, switch press. 2.7-3.4 bar	7.0212			
All engines	COL:brown, Conn. nr. 2, without adapter		7.6266		
All engines	COL:black, Conn. nr. 4			7.1232 T20	
All engines	Conn. nr. 5, PR. VF0, PR. VF1				7.1309 T22

				ENGINE
2.5	Petrol	125	04/10->	CBTA, CBUA, CCCA

Engine	Information	S10	T10	T20 - T23	T22 - T25
All engines	COL:brown, Conn. nr. 1, spanner size 24, switch press. 0.55-0.85 bar, thread M10x1.0	7.0132			
All engines	COL:black, Conn. nr. 2, switch press. 1.2-1.6 bar, thread M10x1.0	7.0168			
All engines	COL:blue, Conn. nr. 2, switch press. 2.15-2.95 bar, thread M10x1.0	7.0192			
All engines	COL:black, Conn. nr. 2, thread M12x1.5, without adapter		7.6215		
All engines	COL:black, Conn. nr. 4			7.1232 T20	
All engines	Conn. nr. 5				7.1309 T22

LT I

				ENGINE
2.4	Petrol	66	12/82-07/92	DL

Engine	Information	S10	T10	T20 - T23	T22 - T25
All engines	COL:white	7.0045			
All engines	COL:blue	7.0108			
All engines	see connection type		7.6133, 7.6152		
All engines				7.1102 T20	

				ENGINE
2.4 4WD	Petrol	66	12/82-07/92	DL

Engine	Information	S10	T10	T20 - T23	T22 - T25
All engines	COL:white	7.0045			
All engines	COL:blue	7.0108			
All engines			7.6133	7.1102 T20	

				ENGINE
2.4 D	Diesel	51	08/89-06/96	1S, ACT

Engine	Information	S10	T10	T20 - T23	T22 - T25
All engines	COL:white	7.0045			
All engines	COL:black	7.0046			
All engines	COL:blue	7.0108			
All engines	see connection type		7.6133, 7.6152		
All engines				7.1102 T20	

S10 OIL PRESSURE WARNING LIGHT SWITCH	T10 REVERSING LIGHT SWITCH	T20 BRAKE LIGHT SWITCH
T22 SWITCH CLUTCH CONTROL (CRUISE CONTROL)	T23 SWITCH BRAKE ACTUATION (ENGINE TIMING)	T25 SWITCH CLUTCH CONTROL (ENGINE CONTROL)

FUNCTIONS ON THE VEHICLE

Vehicle	alim.	kW	Date	Engine	 S10	 T10	 T20 - T23	 T22 - T25
---------	-------	----	------	--------	---	---	--	---

ENGINE				
2.4 D	Diesel	55	12/78-07/92	DW

Engine	Information	S10	T10	T20 - T23	T22 - T25
All engines	COL:white	7.0045			
All engines	COL:black	7.0046			
All engines	COL:blue	7.0108			
All engines	see connection type		7.6133, 7.6152		
All engines				7.1102	T20

ENGINE				
2.4 D 4WD	Diesel	55	01/79-03/86	DW

Engine	Information	S10	T10	T20 - T23	T22 - T25
All engines	COL:white	7.0045			
All engines	COL:black	7.0046			
All engines	COL:blue	7.0108			
All engines			7.6133	7.1102	T20

ENGINE				
2.4 i	Petrol	69	08/89-06/96	1E

Engine	Information	S10	T10	T20 - T23	T22 - T25
All engines	COL:white	7.0045			
All engines	COL:blue	7.0108			
All engines	see connection type		7.6133, 7.6152		
All engines				7.1102	T20

ENGINE				
2.4 TD	Diesel	68	08/88-08/92	1G

Engine	Information	S10	T10	T20 - T23	T22 - T25
All engines	COL:white	7.0045			
All engines	COL:black	7.0046			
All engines	COL:blue	7.0108			
All engines	see connection type		7.6133, 7.6152		
All engines				7.1102	T20

ENGINE				
2.4 TD	Diesel	70	06/92-06/96	ACL

Engine	Information	S10	T10	T20 - T23	T22 - T25
All engines	COL:white	7.0045			
All engines	COL:black	7.0046			
All engines	COL:blue	7.0108			
All engines	see connection type		7.6133, 7.6152		
All engines				7.1102	T20

ENGINE				
2.4 TD	Diesel	75	12/82-09/93	DV

Engine	Information	S10	T10	T20 - T23	T22 - T25
All engines	COL:white	7.0045			
All engines	COL:black	7.0046			
All engines	COL:blue	7.0108			
All engines	see connection type		7.6133, 7.6152		
All engines				7.1102	T20

ENGINE				
2.4 TD 4WD	Diesel	75	08/78-07/92	DV

Engine	Information	S10	T10	T20 - T23	T22 - T25
All engines	COL:white	7.0045			
All engines	COL:black	7.0046			
All engines	COL:blue	7.0108			
All engines			7.6133	7.1102	T20

ENGINE				
2.4 TD Syncro	Diesel	70	08/92-04/96	ACL

Engine	Information	S10	T10	T20 - T23	T22 - T25
All engines	COL:white	7.0045			
All engines	COL:black	7.0046			
All engines	COL:blue	7.0108			
All engines	see connection type		7.6133, 7.6152		

S10 OIL PRESSURE WARNING LIGHT SWITCH	T10 REVERSING LIGHT SWITCH	T20 BRAKE LIGHT SWITCH
T22 SWITCH CLUTCH CONTROL (CRUISE CONTROL)	T23 SWITCH BRAKE ACTUATION (ENGINE TIMING)	T25 SWITCH CLUTCH CONTROL (ENGINE CONTROL)

FUNCTIONS ON THE VEHICLE

Vehicle	alim.	kW	Date	Engine	 S10	 T10	 T20 - T23	 T22 - T25
---------	-------	----	------	--------	---	---	--	---

ENGINE				
2.4 TD Syncro	Diesel	70	08/92-04/96	ACL

Engine	Information	S10	T10	T20 - T23	T22 - T25
All engines				7.1102 T20	

ENGINE				
2.7 D	Diesel	48	11/75-01/80	CG

Engine	Information	S10	T10	T20 - T23	T22 - T25
All engines		7.0010			

ENGINE				
2.3	Petrol	105	05/96-07/06	AGL

Engine	Information	S10	T10	T20 - T23	T22 - T25
All engines		7.0026			

ENGINE				
2.5 SDI	Diesel	55	07/96-07/06	AGX

Engine	Information	S10	T10	T20 - T23	T22 - T25
All engines	COL:blue, Conn. nr. 1, switch press. 0.15/0.35 bar, thread M10x1.0	7.0133			

ENGINE				
2.5 TDI	Diesel	61	05/01-07/06	BBE

Engine	Information	S10	T10	T20 - T23	T22 - T25
All engines	COL:blue, Conn. nr. 1, switch press. 0.25 bar, thread M10x1.0	7.0008			
All engines	COL:blue, Conn. nr. 1, switch press. 0.15/0.35 bar, thread M10x1.0	7.0133			

ENGINE				
2.5 TDI	Diesel	66	05/99-07/06	APA

Engine	Information	S10	T10	T20 - T23	T22 - T25
All engines	COL:blue, Conn. nr. 1, switch press. 0.15/0.35 bar, thread M10x1.0	7.0133			

ENGINE				
2.5 TDI	Diesel	70	05/01-07/06	BBF

Engine	Information	S10	T10	T20 - T23	T22 - T25
All engines	COL:blue, Conn. nr. 1, switch press. 0.15/0.35 bar, thread M10x1.0	7.0133			

ENGINE				
2.5 TDI	Diesel	75	05/96-08/99	AHD

Engine	Information	S10	T10	T20 - T23	T22 - T25
All engines	COL:blue, Conn. nr. 1, switch press. 0.15/0.35 bar, thread M10x1.0	7.0133			

ENGINE				
2.5 TDI	Diesel	80	05/99-07/06	ANJ, AVR

Engine	Information	S10	T10	T20 - T23	T22 - T25
All engines	COL:blue, Conn. nr. 1, switch press. 0.15/0.35 bar, thread M10x1.0	7.0133			

ENGINE				
2.8 TDI	Diesel	116	04/02-07/06	BCQ

Engine	Information	S10	T10	T20 - T23	T22 - T25
All engines		7.0000			

LUPU				
1.0	Petrol	37	09/98-07/05	AER, AHT, ALD, ALL, ANV, AUC

Engine	Information	S10	T10	T20 - T23	T22 - T25
Eng. AER, ALL	COL:green, Conn. nr. 1, spanner size 24, switch press. 0.5 bar, thread M10x1.0	7.0138			
Eng. AHT	COL:black, Conn. nr. 1, thread M16x1.5	7.0140			
Eng. ALD, ANV, AUC	COL:green, Conn. nr. 1, spanner size 24, switch press. 0.3-0.6 bar, thread M10x1	7.0174			
All engines	Conn. nr. 2, spanner size 21, thread M12x1.5, without adapter		7.6125		
All engines	COL:black, Conn. nr. 2, t.nr. DED/FFV/ETF/DSK/ETG, t.nr. ESY/DXD/FFE/DKG/DXQ, t.nr. FER/FFL/FHX/DXJ/ETB, t.nr. FFR/FFU/FLE/FFQ/FCJ, t.nr. FFT/FJD/EUY/ESP/EXB, t.nr. FFV/ETD/DXP/DKF/DQW, t.nr. GAX, thread M12x1.5, without adapter		7.6215		
All engines	->ch. 6XX150000, Conn. nr. 2, t.nr. EFM, thread M14x1.0		7.6216		
All engines	ch. 6XX150001 ->, Conn. nr. 2, t.nr. EFM		7.6238		
All engines	COL:brown, Conn. nr. 2, t.nr. FHE/FUT, without adapter		7.6266		
All engines	-> 01/12/03, Conn. nr. 2			7.1055 T20	

S10 OIL PRESSURE WARNING LIGHT SWITCH	T10 REVERSING LIGHT SWITCH	T20 BRAKE LIGHT SWITCH
T22 SWITCH CLUTCH CONTROL (CRUISE CONTROL)	T23 SWITCH BRAKE ACTUATION (ENGINE TIMING)	T25 SWITCH CLUTCH CONTROL (ENGINE CONTROL)

Vehicle	alim.	kW	Date	Engine	FUNCTIONS ON THE VEHICLE			
					S10	T10	T20 - T23	T22 - T25

LUPO				ENGINE
1.0	Petrol	37	09/98-07/05	AER, AHT, ALD, ALL, ANV, AUC

Engine	Information	S10	T10	T20 - T23	T22 - T25
All engines	-> 01/12/03, Conn. nr. 4			7.1151 T20	
Eng. AER, ALD, ALL, ANV, AUC	01/01/04 ->, Conn. nr. 4			7.1229 T20	

1.2 TDI 3L				ENGINE
Diesel	45	07/99-07/05	ANY, AVZ	

Engine	Information	S10	T10	T20 - T23	T22 - T25
All engines	COL: brown, Conn. nr. 1, spanner size 24, switch press. 0.55-0.85 bar, thread M10x1.0	7.0132			
All engines	-> 01/12/03, Conn. nr. 2, spanner size 21, thread M12x1.5, without adapter		7.6125		
All engines	01/01/04 ->, COL: black, Conn. nr. 2, t.n.r. FFR/FHX/FFV/EXB/FJD, t.n.r. FJE/FLE/FFE/ETD/DSK, thread M12x1.5, without adapter		7.6215		
All engines	01/01/04 ->, COL: brown, Conn. nr. 2, t.n.r. GSN/GVX/HBK, without adapter		7.6266		
All engines	Conn. nr. 4			7.1151 T20	
All engines	COL: blue, Conn. nr. 4				7.1220 T25

1.4				ENGINE
Petrol	44	10/00-07/05	AUD	

Engine	Information	S10	T10	T20 - T23	T22 - T25
All engines	COL: green, Conn. nr. 1, spanner size 24, switch press. 0.3-0.6 bar, thread M10x1	7.0174			
All engines	Conn. nr. 2, spanner size 21, thread M12x1.5, without adapter		7.6125		
All engines	COL: black, Conn. nr. 2, t.n.r. DED/FFV/ETF/DSK/ETG, t.n.r. ESY/DXD/FFE/DKG/DXQ, t.n.r. FER/FLL/FHX/DXJ/ETB, t.n.r. FFR/FFU/FLE/FFQ/FCJ, t.n.r. FFT/FJD/EUY/ESP/EXB, t.n.r. FFW/ETD/DXP/DKF/DQW, t.n.r. GAX, thread M12x1.5, without adapter		7.6215		
All engines	-> ch. 6XX150000, Conn. nr. 2, t.n.r. EFM, thread M14x1.0		7.6216		
All engines	ch. 6XX150001 ->, Conn. nr. 2, t.n.r. EFM		7.6238		
All engines	COL: brown, Conn. nr. 2, t.n.r. FHE/FUT, without adapter		7.6266		
All engines	-> 01/12/03, Conn. nr. 2			7.1055 T20	
All engines	-> 01/12/03, Conn. nr. 4			7.1151 T20	
All engines	01/01/04 ->, Conn. nr. 4			7.1229 T20	

1.4 16V				ENGINE
Petrol	55	09/98-07/05	AHW, AKQ, APE, AUA, BBY	

Engine	Information	S10	T10	T20 - T23	T22 - T25
All engines	COL: green, Conn. nr. 1, spanner size 24, switch press. 0.3-0.6 bar, thread M10x1	7.0174			
All engines	Conn. nr. 2, spanner size 21, thread M12x1.5, without adapter		7.6125		
All engines	COL: black, Conn. nr. 2, t.n.r. DED/FFV/ETF/DSK/ETG, t.n.r. ESY/DXD/FFE/DKG/DXQ, t.n.r. FER/FLL/FHX/DXJ/ETB, t.n.r. FFR/FFU/FLE/FFQ/FCJ, t.n.r. FFT/FJD/EUY/ESP/EXB, t.n.r. FFW/ETD/DXP/DKF/DQW, t.n.r. GAX, thread M12x1.5, without adapter		7.6215		
All engines	-> ch. 6XX150000, Conn. nr. 2, t.n.r. EFM, thread M14x1.0		7.6216		
All engines	ch. 6XX150001 ->, Conn. nr. 2, t.n.r. EFM		7.6238		
All engines	COL: brown, Conn. nr. 2, t.n.r. FHE/FUT, without adapter		7.6266		
All engines	-> 01/12/03, Conn. nr. 2			7.1055 T20	
All engines	-> 01/12/03, Conn. nr. 4			7.1151 T20	
All engines	01/01/04 ->, Conn. nr. 4			7.1229 T20	

1.4 16V				ENGINE
Petrol	74	08/99-07/05	AFK, ANM, AQQ, AUB	

Engine	Information	S10	T10	T20 - T23	T22 - T25
All engines	COL: green, Conn. nr. 1, spanner size 24, switch press. 0.3-0.6 bar, thread M10x1	7.0174			
All engines	Conn. nr. 2, spanner size 21, thread M12x1.5, without adapter		7.6125		
All engines	COL: black, Conn. nr. 2, t.n.r. DED/FFV/ETF/DSK/ETG, t.n.r. ESY/DXD/FFE/DKG/DXQ, t.n.r. FER/FLL/FHX/DXJ/ETB, t.n.r. FFR/FFU/FLE/FFQ/FCJ, t.n.r. FFT/FJD/EUY/ESP/EXB, t.n.r. FFW/ETD/DXP/DKF/DQW, t.n.r. GAX, thread M12x1.5, without adapter		7.6215		
All engines	-> ch. 6XX150000, Conn. nr. 2, t.n.r. EFM, thread M14x1.0		7.6216		
All engines	ch. 6XX150001 ->, Conn. nr. 2, t.n.r. EFM		7.6238		
All engines	COL: brown, Conn. nr. 2, t.n.r. FHE/FUT, without adapter		7.6266		
All engines	-> 01/12/03, Conn. nr. 2			7.1055 T20	
All engines	-> 01/12/03, Conn. nr. 4			7.1151 T20	
All engines	01/01/04 ->, Conn. nr. 4			7.1229 T20	

S10 OIL PRESSURE WARNING LIGHT SWITCH	T10 REVERSING LIGHT SWITCH	T20 BRAKE LIGHT SWITCH
T22 SWITCH CLUTCH CONTROL (CRUISE CONTROL)	T23 SWITCH BRAKE ACTUATION (ENGINE TIMING)	T25 SWITCH CLUTCH CONTROL (ENGINE CONTROL)

FUNCTIONS ON THE VEHICLE

Vehicle	alim.	kW	Date	Engine	 S10	 T10	 T20 - T23	 T22 - T25
---------	-------	----	------	--------	---	---	--	---

1.4 FSI Petrol **77** 02/01-07/05 **ENGINE ARR**

Engine	Information	S10	T10	T20 - T23	T22 - T25
All engines	COL:green, Conn. nr. 1, spanner size 24, switch press. 0.3-0.6 bar, thread M10x1	7.0174			
All engines	Conn. nr. 2, spanner size 21, thread M12x1.5, without adapter		7.6125		
All engines	COL:black, Conn. nr. 2, t.nr. DED/FFV/ETF/DSK/ETG, t.nr. ESY/DXD/FFE/DKG/DXQ, t.nr. FER/FFL/FHX/DXJ/ETB, t.nr. FFR/FFU/FLE/FFQ/FCJ, t.nr. FFT/FJD/EUY/ESP/EXB, t.nr. FFW/ETD/DXP/DKF/DQW, t.nr. GAX, thread M12x1.5, without adapter		7.6215		
All engines	->ch. 6XX150000, Conn. nr. 2, t.nr. EFM, thread M14x1.0		7.6216		
All engines	ch. 6XX150001 ->, Conn. nr. 2, t.nr. EFM		7.6238		
All engines	COL:brown, Conn. nr. 2, t.nr. FHE/FUT, without adapter		7.6266		
All engines	Conn. nr. 2			7.1055	T20
All engines	Conn. nr. 4			7.1151	T20

1.4 TDI Diesel **55** 01/99-07/05 **ENGINE AMF**

Engine	Information	S10	T10	T20 - T23	T22 - T25
All engines	COL:brown, Conn. nr. 1, spanner size 24, switch press. 0.55-0.85 bar, thread M10x1.0	7.0132			
All engines	Conn. nr. 2, spanner size 21, thread M12x1.5, without adapter		7.6125		
All engines	COL:black, Conn. nr. 2, t.nr. DED/FFV/ETF/DSK/ETG, t.nr. ESY/DXD/FFE/DKG/DXQ, t.nr. FER/FFL/FHX/DXJ/ETB, t.nr. FFR/FFU/FLE/FFQ/FCJ, t.nr. FFT/FJD/EUY/ESP/EXB, t.nr. FFW/ETD/DXP/DKF/DQW, t.nr. GAX, thread M12x1.5, without adapter		7.6215		
All engines	->ch. 6XX150000, Conn. nr. 2, t.nr. EFM, thread M14x1.0		7.6216		
All engines	ch. 6XX150001 ->, Conn. nr. 2, t.nr. EFM		7.6238		
All engines	COL:brown, Conn. nr. 2, t.nr. FHE/FUT, without adapter		7.6266		
All engines	-> 01/12/03, Conn. nr. 4			7.1151	T20
All engines	01/01/04 ->, Conn. nr. 4			7.1229	T20
All engines	COL:blue, Conn. nr. 4				7.1220 T25

1.6 GTI Petrol **92** 09/00-07/05 **ENGINE AVY**


Engine	Information	S10	T10	T20 - T23	T22 - T25
All engines	COL:green, Conn. nr. 1, spanner size 24, switch press. 0.3-0.6 bar, thread M10x1	7.0174			
All engines	Conn. nr. 2, spanner size 21, thread M12x1.5, without adapter		7.6125		
All engines	COL:black, Conn. nr. 2, t.nr. DED/FFV/ETF/DSK/ETG, t.nr. ESY/DXD/FFE/DKG/DXQ, t.nr. FER/FFL/FHX/DXJ/ETB, t.nr. FFR/FFU/FLE/FFQ/FCJ, t.nr. FFT/FJD/EUY/ESP/EXB, t.nr. FFW/ETD/DXP/DKF/DQW, t.nr. GAX, thread M12x1.5, without adapter		7.6215		
All engines	->ch. 6XX150000, Conn. nr. 2, t.nr. EFM, thread M14x1.0		7.6216		
All engines	ch. 6XX150001 ->, Conn. nr. 2, t.nr. EFM		7.6238		
All engines	COL:brown, Conn. nr. 2, t.nr. FHE/FUT, without adapter		7.6266		
All engines	-> 01/12/03, Conn. nr. 2			7.1055	T20
All engines	-> 01/12/03, Conn. nr. 4			7.1151	T20
All engines	01/01/04 ->, Conn. nr. 4			7.1229	T20
All engines	COL:green				7.1143 T25

1.7 SDI Diesel **44** 09/98-07/05 **ENGINE AKU**

Engine	Information	S10	T10	T20 - T23	T22 - T25
All engines	COL:brown, Conn. nr. 1, spanner size 24, switch press. 0.55-0.85 bar, thread M10x1.0	7.0132			
All engines	Conn. nr. 2, spanner size 21, thread M12x1.5, without adapter		7.6125		
All engines	COL:black, Conn. nr. 2, t.nr. DED/FFV/ETF/DSK/ETG, t.nr. ESY/DXD/FFE/DKG/DXQ, t.nr. FER/FFL/FHX/DXJ/ETB, t.nr. FFR/FFU/FLE/FFQ/FCJ, t.nr. FFT/FJD/EUY/ESP/EXB, t.nr. FFW/ETD/DXP/DKF/DQW, t.nr. GAX, thread M12x1.5, without adapter		7.6215		
All engines	->ch. 6XX150000, Conn. nr. 2, t.nr. EFM, thread M14x1.0		7.6216		
All engines	ch. 6XX150001 ->, Conn. nr. 2, t.nr. EFM		7.6238		
All engines	COL:brown, Conn. nr. 2, t.nr. FHE/FUT, without adapter		7.6266		
All engines	-> 01/12/03, Conn. nr. 4			7.1151	T20
All engines	01/01/04 ->, Conn. nr. 4			7.1229	T20
All engines	COL:blue, Conn. nr. 4				7.1220 T25

S10 OIL PRESSURE WARNING LIGHT SWITCH	T10 REVERSING LIGHT SWITCH	T20 BRAKE LIGHT SWITCH
T22 SWITCH CLUTCH CONTROL (CRUISE CONTROL)	T23 SWITCH BRAKE ACTUATION (ENGINE TIMING)	T25 SWITCH CLUTCH CONTROL (ENGINE CONTROL)

FUNCTIONS ON THE VEHICLE

Vehicle	alim.	kW	Date	Engine	 S10	 T10	 T20 - T23	 T22 - T25
---------	-------	----	------	--------	---	---	--	---

MULTIVAN

				ENGINE
1.9 TDI	Diesel	62	01/06-11/09	BRR

Engine	Information	S10	T10	T20 - T23	T22 - T25
All engines	COL:brown, Conn. nr. 1, spanner size 24, switch press. 0.55-0.85 bar, thread M10x1.0	7.0132			
All engines	COL:black, Conn. nr. 2, thread M12x1.5, without adapter		7.6215		
All engines	Conn. nr. 4			7.1151 T20	
All engines	COL:white, Conn. nr. 4				7.1220 T22

				ENGINE
1.9 TDI	Diesel	63	04/03-11/09	AXC

Engine	Information	S10	T10	T20 - T23	T22 - T25
All engines	COL:brown, Conn. nr. 1, spanner size 24, switch press. 0.55-0.85 bar, thread M10x1.0	7.0132			
All engines	COL:black, Conn. nr. 2, thread M12x1.5, without adapter		7.6215		
All engines	Conn. nr. 4			7.1151 T20	
All engines	COL:white, Conn. nr. 4				7.1220 T22

				ENGINE
1.9 TDI	Diesel	75	06/06-11/09	BRS

Engine	Information	S10	T10	T20 - T23	T22 - T25
All engines	COL:brown, Conn. nr. 1, spanner size 24, switch press. 0.55-0.85 bar, thread M10x1.0	7.0132			
All engines	COL:black, Conn. nr. 2, thread M12x1.5, without adapter		7.6215		
All engines	Conn. nr. 4			7.1151 T20	
All engines	COL:white, Conn. nr. 4				7.1220 T22

				ENGINE
1.9 TDI	Diesel	77	04/03-11/09	AXB

Engine	Information	S10	T10	T20 - T23	T22 - T25
All engines	COL:brown, Conn. nr. 1, spanner size 24, switch press. 0.55-0.85 bar, thread M10x1.0	7.0132			
All engines	COL:black, Conn. nr. 2, thread M12x1.5, without adapter		7.6215		
All engines	Conn. nr. 4			7.1151 T20	
All engines	COL:white, Conn. nr. 4				7.1220 T22

				ENGINE
2.0	Petrol	85	11/03-08/15	AXA

Engine	Information	S10	T10	T20 - T23	T22 - T25
All engines	COL:grey, Conn. nr. 1, spanner size 24, switch press. 0.75-1.05 bar, thread M10x1.0	7.0134			
All engines	COL:black, Conn. nr. 2, thread M12x1.5, without adapter		7.6215		
All engines	-> 01/10/09, ->ch. 7HA050000, ->ch. 7JA010000, Conn. nr. 4			7.1151 T20	
All engines	01/11/09 ->, ch. 7HA200001 ->, ch. 7JA200001 ->, COL:black, Conn. nr. 4			7.1232 T20	
All engines	COL:blue, Conn. nr. 4				7.1220 T22

				ENGINE
2.0 BiTDI	Diesel	132	09/09-08/15	CFCA

Engine	Information	S10	T10	T20 - T23	T22 - T25
All engines	COL:green, Conn. nr. 1, spanner size 24, switch press. 0.3-0.6 bar, thread M10x1	7.0174			
All engines	COL:brown, Conn. nr. 2, without adapter		7.6266		
All engines	COL:black, Conn. nr. 4			7.1232 T20	

				ENGINE
2.0 BiTDI 4motion	Diesel	132	09/09-08/15	CFCA

Engine	Information	S10	T10	T20 - T23	T22 - T25
All engines	COL:green, Conn. nr. 1, spanner size 24, switch press. 0.3-0.6 bar, thread M10x1	7.0174			
All engines	COL:brown, Conn. nr. 2, without adapter		7.6266		
All engines	COL:black, Conn. nr. 4			7.1232 T20	

				ENGINE
2.0 TDI	Diesel	100	05/10-08/15	CAAE, CCHB

Engine	Information	S10	T10	T20 - T23	T22 - T25
All engines	COL:green, Conn. nr. 1, spanner size 24, switch press. 0.3-0.6 bar, thread M10x1	7.0174			
All engines	COL:brown, Conn. nr. 2, without adapter		7.6266		
All engines	COL:black, Conn. nr. 4			7.1232 T20	
All engines					7.1220 T22

S10 OIL PRESSURE WARNING LIGHT SWITCH	T10 REVERSING LIGHT SWITCH	T20 BRAKE LIGHT SWITCH
T22 SWITCH CLUTCH CONTROL (CRUISE CONTROL)	T23 SWITCH BRAKE ACTUATION (ENGINE TIMING)	T25 SWITCH CLUTCH CONTROL (ENGINE CONTROL)

FUNCTIONS ON THE VEHICLE

Vehicle	alim.	kW	Date	Engine	 S10	 T10	 T20 - T23	 T22 - T25
---------	-------	----	------	--------	---	---	--	---

ENGINE				
2.0 TDI	Diesel	103	09/09->	CAAC, CCHA

Engine	Information	S10	T10	T20 - T23	T22 - T25
All engines	COL:green, Conn. nr. 1, spanner size 24, switch press. 0.3-0.6 bar, thread M10x1	7.0174			
All engines	COL:brown, Conn. nr. 2, without adapter		7.6266		
All engines	COL:black, Conn. nr. 4			7.1232	T20
All engines	COL:white, Conn. nr. 4				7.1220 T22

ENGINE				
2.0 TDI	Diesel	110	04/15->	CXFA, CXHA

Engine	Information	S10	T10	T20 - T23	T22 - T25
All engines	COL:brown, Conn. nr. 2, without adapter		7.6266		
All engines	COL:black, Conn. nr. 4			7.1232	T20
All engines	COL:white, Conn. nr. 4				7.1220 T22

ENGINE				
2.0 TDI	Diesel	132	04/15->	CFCA

Engine	Information	S10	T10	T20 - T23	T22 - T25
All engines	COL:green, Conn. nr. 1, spanner size 24, switch press. 0.3-0.6 bar, thread M10x1	7.0174			
All engines	COL:black, Conn. nr. 4			7.1232	T20

ENGINE				
2.0 TDI	Diesel	150	06/15->	CXEB

Engine	Information	S10	T10	T20 - T23	T22 - T25
All engines	COL:brown, Conn. nr. 2, without adapter		7.6266		
All engines	COL:black, Conn. nr. 4			7.1232	T20
All engines	COL:white, Conn. nr. 4				7.1220 T22

ENGINE				
2.0 TDI	Diesel	62	09/09->	CAAA, CXGA

Engine	Information	S10	T10	T20 - T23	T22 - T25
Eng. CAAA	COL:green, Conn. nr. 1, spanner size 24, switch press. 0.3-0.6 bar, thread M10x1	7.0174			
All engines	COL:black, Conn. nr. 2, thread M12x1.5, without adapter		7.6215		
All engines	COL:black, Conn. nr. 4			7.1232	T20
All engines	COL:white, Conn. nr. 4				7.1220 T22

ENGINE				
2.0 TDI	Diesel	75	09/09->	CAAB, CXGB

Engine	Information	S10	T10	T20 - T23	T22 - T25
Eng. CAAB	COL:green, Conn. nr. 1, spanner size 24, switch press. 0.3-0.6 bar, thread M10x1	7.0174			
Eng. CAAB	COL:black, Conn. nr. 2, thread M12x1.5, without adapter		7.6215		
All engines	COL:brown, Conn. nr. 2, without adapter		7.6266		
All engines	COL:black, Conn. nr. 4			7.1232	T20
All engines	COL:white, Conn. nr. 4				7.1220 T22

ENGINE				
2.0 TDI	Diesel	84	05/11->	CAAD, CSDA, CXHB

Engine	Information	S10	T10	T20 - T23	T22 - T25
Eng. CAAD, CSDA	COL:green, Conn. nr. 1, spanner size 24, switch press. 0.3-0.6 bar, thread M10x1	7.0174			
All engines	COL:black, Conn. nr. 2, thread M12x1.5, without adapter		7.6215		
All engines	COL:black, Conn. nr. 4			7.1232	T20
All engines	-brake energy recovery, COL:white, Conn. nr. 4, PR. 7L3, -start-stop function				7.1220 T22

ENGINE				
2.0 TDi	Diesel	85	05/11-08/15	CSDA

Engine	Information	S10	T10	T20 - T23	T22 - T25
All engines	COL:black, Conn. nr. 4			7.1232	T20

ENGINE				
2.0 TDI 4motion	Diesel	100	05/10-08/15	CAAE, CCHB

Engine	Information	S10	T10	T20 - T23	T22 - T25
All engines	COL:green, Conn. nr. 1, spanner size 24, switch press. 0.3-0.6 bar, thread M10x1	7.0174			
All engines	COL:brown, Conn. nr. 2, without adapter		7.6266		
All engines	COL:black, Conn. nr. 4			7.1232	T20
All engines					7.1220 T22

S10 OIL PRESSURE WARNING LIGHT SWITCH	T10 REVERSING LIGHT SWITCH	T20 BRAKE LIGHT SWITCH
T22 SWITCH CLUTCH CONTROL (CRUISE CONTROL)	T23 SWITCH BRAKE ACTUATION (ENGINE TIMING)	T25 SWITCH CLUTCH CONTROL (ENGINE CONTROL)

FUNCTIONS ON THE VEHICLE

Vehicle	alim.	kW	Date	Engine	 S10	 T10	 T20 - T23	 T22 - T25
---------	-------	----	------	--------	---	---	--	---

				ENGINE
2.0 TDI 4motion	Diesel	103	09/09->	CAAC, CCHA

Engine	Information	S10	T10	T20 - T23	T22 - T25
All engines	COL:green, Conn. nr. 1, spanner size 24, switch press. 0.3-0.6 bar, thread M10x1	7.0174			
All engines	COL:brown, Conn. nr. 2, without adapter		7.6266		
All engines	COL:black, Conn. nr. 4			7.1232 T20	
All engines	COL:white, Conn. nr. 4				7.1220 T22

				ENGINE
2.0 TDI 4motion	Diesel	110	08/15->	CXFA, CXHA

Engine	Information	S10	T10	T20 - T23	T22 - T25
All engines	COL:brown, Conn. nr. 2, without adapter		7.6266		
All engines	COL:black, Conn. nr. 4			7.1232 T20	
All engines	COL:white, Conn. nr. 4				7.1220 T22

				ENGINE
2.0 TDI 4motion	Diesel	132	06/15->	CFCA

Engine	Information	S10	T10	T20 - T23	T22 - T25
All engines	COL:green, Conn. nr. 1, spanner size 24, switch press. 0.3-0.6 bar, thread M10x1	7.0174			
All engines	COL:black, Conn. nr. 4			7.1232 T20	

				ENGINE
2.0 TDI 4motion	Diesel	150	06/15->	CXEB

Engine	Information	S10	T10	T20 - T23	T22 - T25
All engines	COL:brown, Conn. nr. 2, without adapter		7.6266		
All engines	COL:black, Conn. nr. 4			7.1232 T20	
All engines	COL:white, Conn. nr. 4				7.1220 T22

				ENGINE
2.0 TSI	Petrol	110	07/12->	CJKB

Engine	Information	S10	T10	T20 - T23	T22 - T25
All engines	COL:black, Conn. nr. 1, switch press. 1.2-1.6 bar, thread M10x1.0	7.0135			
All engines	COL:brown, Conn. nr. 2, without adapter		7.6266		
All engines	COL:black, Conn. nr. 4			7.1232 T20	
All engines	COL:white, Conn. nr. 4				7.1220 T22

				ENGINE
2.0 TSI	Petrol	150	05/11->	CJKA

Engine	Information	S10	T10	T20 - T23	T22 - T25
All engines	COL:black, Conn. nr. 1, switch press. 1.2-1.6 bar, thread M10x1.0	7.0135			
All engines	COL:black, Conn. nr. 4			7.1232 T20	

				ENGINE
2.0 TSI 4motion	Petrol	150	07/11->	CJKA

Engine	Information	S10	T10	T20 - T23	T22 - T25
All engines	COL:black, Conn. nr. 1, switch press. 1.2-1.6 bar, thread M10x1.0	7.0135			
All engines	COL:black, Conn. nr. 4			7.1232 T20	

				ENGINE
2.5 TDI	Diesel	120	11/03-11/09	BLJ

Engine	Information	S10	T10	T20 - T23	T22 - T25
All engines	COL:grey, Conn. nr. 1, spanner size 24, switch press. 0.75-1.05 bar, thread M10x1.0	7.0134			
All engines	COL:brown, Conn. nr. 2, without adapter		7.6266		
All engines	Conn. nr. 4			7.1151 T20	
All engines	COL:white, Conn. nr. 4				7.1220 T22

				ENGINE
2.5 TDI	Diesel	128	04/03-11/09	AXE, BPC

Engine	Information	S10	T10	T20 - T23	T22 - T25
All engines	COL:grey, Conn. nr. 1, spanner size 24, switch press. 0.75-1.05 bar, thread M10x1.0	7.0134			
All engines	COL:brown, Conn. nr. 2, without adapter		7.6266		
All engines	Conn. nr. 4			7.1151 T20	
All engines	COL:white, Conn. nr. 4				7.1220 T22

				ENGINE
2.5 TDI	Diesel	96	04/03-11/09	AXD, BNZ

Engine	Information	S10	T10	T20 - T23	T22 - T25
All engines	COL:grey, Conn. nr. 1, spanner size 24, switch press. 0.75-1.05 bar, thread M10x1.0	7.0134			

S10 OIL PRESSURE WARNING LIGHT SWITCH	T10 REVERSING LIGHT SWITCH	T20 BRAKE LIGHT SWITCH
T22 SWITCH CLUTCH CONTROL (CRUISE CONTROL)	T23 SWITCH BRAKE ACTUATION (ENGINE TIMING)	T25 SWITCH CLUTCH CONTROL (ENGINE CONTROL)

Vehicle	alim.	kW	Date	Engine	 S10	 T10	 T20 - T23	 T22 - T25
---------	-------	----	------	--------	---	---	--	---

				ENGINE
2.5 TDI	Diesel	96	04/03-11/09	AXD, BNZ

Engine	Information	S10	T10	T20 - T23	T22 - T25
All engines	COL: brown, Conn. nr. 2, without adapter		7.6266		
All engines	Conn. nr. 4			7.1151 T20	
All engines	COL: white, Conn. nr. 4				7.1220 T22

				ENGINE
2.5 TDI 4motion	Diesel	128	07/04-11/09	AXE, BPC

Engine	Information	S10	T10	T20 - T23	T22 - T25
All engines	COL: grey, Conn. nr. 1, spanner size 24, switch press. 0.75-1.05 bar, thread M10x1.0	7.0134			
All engines	COL: brown, Conn. nr. 2, without adapter		7.6266		
All engines	Conn. nr. 4			7.1151 T20	
All engines	COL: white, Conn. nr. 4				7.1220 T22

				ENGINE
2.5 TDI 4motion	Diesel	96	07/04-11/09	AXD, BNZ

Engine	Information	S10	T10	T20 - T23	T22 - T25
All engines	COL: grey, Conn. nr. 1, spanner size 24, switch press. 0.75-1.05 bar, thread M10x1.0	7.0134			
All engines	COL: brown, Conn. nr. 2, without adapter		7.6266		
All engines	Conn. nr. 4			7.1151 T20	
All engines	COL: white, Conn. nr. 4				7.1220 T22

				ENGINE
3.2 V6	Petrol	170	02/04-06/04	BDL

Engine	Information	S10	T10	T20 - T23	T22 - T25
All engines		7.0134		7.1230 T20	
All engines	COL: black		7.6215		
All engines	COL: brown		7.6266		

				ENGINE
3.2 V6	Petrol	173	02/04-11/09	BKK, CFLA

Engine	Information	S10	T10	T20 - T23	T22 - T25
All engines	COL: grey, Conn. nr. 1, spanner size 24, switch press. 0.75-1.05 bar, thread M10x1.0	7.0134			
Eng. BKK	Conn. nr. 4			7.1151 T20	
Eng. CFLA				7.1230 T20	

				ENGINE
3.2 V6 4motion	Petrol	173	07/04-11/09	BKK, CFLA

Engine	Information	S10	T10	T20 - T23	T22 - T25
All engines	COL: grey, Conn. nr. 1, spanner size 24, switch press. 0.75-1.05 bar, thread M10x1.0	7.0134			
Eng. BKK	COL: brown, Conn. nr. 2, without adapter		7.6266		
Eng. BKK	Conn. nr. 4			7.1151 T20	
Eng. CFLA				7.1230 T20	
Eng. BKK	COL: white, Conn. nr. 4				7.1220 T22

NEW BEETLE

				ENGINE
1.4	Petrol	55	11/01-09/10	BCA

Engine	Information	S10	T10	T20 - T23	T22 - T25
All engines	COL: green, Conn. nr. 1, spanner size 24, switch press. 0.3-0.6 bar, thread M10x1	7.0174			
All engines	COL: black, Conn. nr. 2, man 5 speed, thread M12x1.5, without adapter		7.6215		
All engines	COL: brown, Conn. nr. 2, man 6 speed, without adapter		7.6266		
All engines	Conn. nr. 4			7.1151 T20	
All engines	COL: grey				7.1152 T22
All engines	COL: blue				7.1220 T22

				ENGINE
1.6	Petrol	74	10/99-09/00	AWH

Engine	Information	S10	T10	T20 - T23	T22 - T25
All engines	COL: black, Conn. nr. 1, switch press. 1.2-1.6 bar, thread M10x1.0	7.0135			
All engines	COL: green, Conn. nr. 1, spanner size 24, switch press. 0.3-0.6 bar, thread M10x1	7.0174			
All engines	COL: black, Conn. nr. 2, thread M12x1.5, without adapter		7.6215		
All engines	-> 01/08/00, -> ch. 9C1616517, Conn. nr. 2			7.1055 T20	
All engines	01/09/00 ->, ch. 9C1616518 ->, Conn. nr. 4			7.1151 T20	
All engines					7.1152 T22

S10 OIL PRESSURE WARNING LIGHT SWITCH	T10 REVERSING LIGHT SWITCH	T20 BRAKE LIGHT SWITCH
T22 SWITCH CLUTCH CONTROL (CRUISE CONTROL)	T23 SWITCH BRAKE ACTUATION (ENGINE TIMING)	T25 SWITCH CLUTCH CONTROL (ENGINE CONTROL)

FUNCTIONS ON THE VEHICLE

Vehicle	alim.	kW	Date	Engine	 S10	 T10	 T20 - T23	 T22 - T25
---------	-------	----	------	--------	---	---	--	---

ENGINE				
1.6	Petrol	75	06/00-09/10	AYD, BFS

Engine	Information	S10	T10	T20 - T23	T22 - T25
All engines	COL:black, Conn. nr. 1, switch press. 1.2-1.6 bar, thread M10x1.0	7.0135			
All engines	COL:black, Conn. nr. 2, man 5 speed, thread M12x1.5, without adapter		7.6215		
All engines	COL:brown, Conn. nr. 2, man 6 speed, without adapter		7.6266		
All engines	-> 01/09/00, -> ch. 1C1430000, 1C1, 9C1, ch. 9C1616517 ->, Conn. nr. 2			7.1055 T20	
All engines	01/10/00 ->, 9C1, ch. 9C1616518 ->, Conn. nr. 4			7.1151 T20	
All engines	COL:grey				7.1152 T22
Eng. BFS	COL:blue				7.1220 T22

ENGINE				
1.8 T	Petrol	110	10/99-09/10	AGU, APH, AVC, AWU, AWW, BKF

Engine	Information	S10	T10	T20 - T23	T22 - T25
All engines	COL:black, Conn. nr. 1, switch press. 1.2-1.6 bar, thread M10x1.0	7.0135			
All engines	COL:black, Conn. nr. 2, man 5 speed, thread M12x1.5, without adapter		7.6215		
All engines	COL:brown, Conn. nr. 2, man 6 speed, without adapter		7.6266		
Eng. AGU, APH, AVC, AWU, AWW	-> 01/09/00, -> ch. 1C1430000, 1C1, 9C1, ch. 9C1616517 ->, Conn. nr. 2			7.1055 T20	
All engines	01/10/00 ->, 9C1, ch. 9C1616518 ->, Conn. nr. 4			7.1151 T20	
Eng. BKF	pole nr. 4			7.1230 T20	
Eng. AWW	COL:black				7.1143 T22
All engines	COL:grey				7.1152 T22
Eng. AWU, AWW, BKF	COL:blue				7.1220 T22

ENGINE				
1.8 T	Petrol	132	11/01-06/05	AWP, BNU

Engine	Information	S10	T10	T20 - T23	T22 - T25
All engines	01/01/02 ->, COL:black, Conn. nr. 1, switch press. 1.2-1.6 bar, thread M10x1.0	7.0135			
Eng. AWP	-> 01/12/01, COL:green, Conn. nr. 1, spanner size 24, switch press. 0.3-0.6 bar, thread M10x1	7.0174			
All engines	COL:black, Conn. nr. 2, man 5 speed, thread M12x1.5, without adapter		7.6215		
All engines	COL:brown, Conn. nr. 2, man 6 speed, without adapter		7.6266		
Eng. AWP	Conn. nr. 4			7.1151 T20	
Eng. BNU	pole nr. 4			7.1230 T20	
All engines	COL:grey				7.1152 T22
Eng. BNU	COL:blue				7.1220 T22

ENGINE				
1.9 TDI	Diesel	66	01/98-06/04	ALH

Engine	Information	S10	T10	T20 - T23	T22 - T25
All engines	-> 01/12/01, COL:brown, spanner size 24, switch press. 0.55/0.85 bar, thread M14x1.5	7.0095			
All engines	01/01/02 ->, COL:brown, Conn. nr. 1, spanner size 24, switch press. 0.55-0.85 bar, thread M10x1.0	7.0132			
All engines	aut., with adapter		7.6193		
All engines	COL:black, Conn. nr. 2, man 5 speed, thread M12x1.5, without adapter		7.6215		
All engines	COL:brown, Conn. nr. 2, man 6 speed, without adapter		7.6266		
All engines	-> 01/09/00, -> ch. 1C1430000, -> ch. 9C1616517, Conn. nr. 2			7.1055 T20	
All engines	01/10/00 ->, ch. 9C1616518 ->, Conn. nr. 4			7.1151 T20	
All engines					7.1152 T22

ENGINE				
1.9 TDI	Diesel	74	02/01-09/10	ATD, AXR, BEW

Engine	Information	S10	T10	T20 - T23	T22 - T25
All engines	01/01/02 ->, COL:brown, Conn. nr. 1, spanner size 24, switch press. 0.55-0.85 bar, thread M10x1.0	7.0132			
Eng. ATD, BEW	-> 01/12/01, COL:green, Conn. nr. 1, spanner size 24, switch press. 0.3-0.6 bar, thread M10x1	7.0174			
All engines	COL:black, Conn. nr. 2, man 5 speed, thread M12x1.5, without adapter		7.6215		
Eng. ATD, BEW	COL:brown, Conn. nr. 2, man 6 speed, without adapter		7.6266		
All engines	Conn. nr. 4			7.1151 T20	
Eng. ATD, BEW					7.1152 T22
Eng. AXR	COL:blue, Conn. nr. 4				7.1220 T22

S10	OIL PRESSURE WARNING LIGHT SWITCH	T10	REVERSING LIGHT SWITCH	T20	BRAKE LIGHT SWITCH
T22	SWITCH CLUTCH CONTROL (CRUISE CONTROL)	T23	SWITCH BRAKE ACTUATION (ENGINE TIMING)	T25	SWITCH CLUTCH CONTROL (ENGINE CONTROL)

FUNCTIONS ON THE VEHICLE

Vehicle	alim.	kW	Date	Engine	 S10	 T10	 T20 - T23	 T22 - T25
---------	-------	----	------	--------	---	---	--	---

				ENGINE
1.9 TDI	Diesel	77	07/05-09/10	BSW

Engine	Information	S10	T10	T20 - T23	T22 - T25
All engines	COL: brown, Conn. nr. 1, spanner size 24, switch press. 0.55-0.85 bar, thread M10x1.0	7.0132			
All engines	COL: black, Conn. nr. 2, man 5 speed, thread M12x1.5, without adapter		7.6215		
All engines	COL: brown, Conn. nr. 2, man 6 speed, without adapter		7.6266		
All engines	Conn. nr. 4			7.1151 T20	
All engines	COL: grey				7.1152 T22
All engines	COL: blue				7.1220 T22

				ENGINE
2.0	Petrol	85	01/98-10/10	AEG, APK, AQY, AVH, AZG, AZJ, BDC, BEJ, BER, BEV, BGD, BHP, CBPA

Engine	Information	S10	T10	T20 - T23	T22 - T25
Eng. AEG, APK, AQY, AZG, AZJ, BDC, BEJ, BER, BEV, BGD, BHP, CBPA	COL: black, Conn. nr. 1, switch press. 1.2-1.6 bar, thread M10x1.0	7.0135			
Eng. AEG, APK, AQY, AZG	COL: green	7.0139			
Eng. AZJ, BER, BEV, BHP, CBPA	COL: green, COL: grey	7.0197			
Eng. AEG, APK, AQY, AVH, AZG, AZJ, BEJ, BER, BEV, BHP, CBPA	-> ch. 1C-X-430 803, -> ch. 9C-X-919 685, aut., with adapter		7.6193		
All engines	ch. 1C-X-430 804 ->, ch. 9C-X-919 686 ->, COL: black, Conn. nr. 2, man 5 speed, thread M12x1.5, without adapter		7.6215		
All engines	COL: brown, Conn. nr. 2, man 6 speed, without adapter		7.6266		
Eng. AEG, APK, AQY, AVH, AZG, AZJ, BEJ, BER, BEV, BHP, CBPA	-> 01/09/00, -> ch. 1C1430000, 1C1, 9C1, ch. 9C1616517 ->, Conn. nr. 2, pole nr. 2			7.1055 T20	
All engines	01/10/00 ->, 9C1, ch. 9C1616518 ->, Conn. nr. 4			7.1151 T20	
Eng. AQY	pole nr. 4			7.1230 T20	
All engines	COL: grey				7.1152 T22
Eng. AQY, AZJ, BDC, BGD	COL: blue				7.1220 T22

				ENGINE
2.3 V5	Petrol	125	10/00-09/10	AQN

Engine	Information	S10	T10	T20 - T23	T22 - T25
All engines	01/01/02 ->, COL: black, Conn. nr. 1, switch press. 1.2-1.6 bar, thread M10x1.0	7.0135			
All engines	-> 01/12/01, COL: green, Conn. nr. 1, spanner size 24, switch press. 0.3-0.6 bar, thread M10x1	7.0174			
All engines	COL: black, Conn. nr. 2, man 5 speed, thread M12x1.5, without adapter		7.6215		
All engines	COL: brown, Conn. nr. 2, man 6 speed, without adapter		7.6266		
All engines	Conn. nr. 4			7.1151 T20	
All engines					7.1152 T22

				ENGINE
2.5	Petrol	110	07/05-09/10	BPR, BPS


Engine	Information	S10	T10	T20 - T23	T22 - T25
All engines	01/01/06 ->, COL: black, Conn. nr. 2, switch press. 1.2-1.6 bar, thread M10x1.0	7.0168			
All engines	-> 01/12/05, COL: green, Conn. nr. 1, spanner size 24, switch press. 0.3-0.6 bar, thread M10x1	7.0174			
All engines	COL: black, Conn. nr. 2, man 5 speed, thread M12x1.5, without adapter		7.6215		
All engines	COL: brown, Conn. nr. 2, man 6 speed, without adapter		7.6266		
All engines	Conn. nr. 4			7.1151 T20	
All engines	COL: grey				7.1152 T22
All engines	COL: blue				7.1220 T22

				ENGINE
RSI 3.2 4motion	Petrol	165	04/00-05/01	AXJ

Engine	Information	S10	T10	T20 - T23	T22 - T25
All engines	COL: green, Conn. nr. 1, spanner size 24, switch press. 0.3-0.6 bar, thread M10x1	7.0174			
All engines	COL: black, Conn. nr. 2, man 5 speed, thread M12x1.5, without adapter		7.6215		
All engines	COL: brown, Conn. nr. 2, man 6 speed, without adapter		7.6266		
All engines	-> 01/09/00, -> ch. 9C1616517, Conn. nr. 2			7.1055 T20	
All engines	01/10/00 ->, ch. 9C1616518 ->, Conn. nr. 4			7.1151 T20	
All engines					7.1152 T22

S10	OIL PRESSURE WARNING LIGHT SWITCH	T10	REVERSING LIGHT SWITCH	T20	BRAKE LIGHT SWITCH
T22	SWITCH CLUTCH CONTROL (CRUISE CONTROL)	T23	SWITCH BRAKE ACTUATION (ENGINE TIMING)	T25	SWITCH CLUTCH CONTROL (ENGINE CONTROL)

FUNCTIONS ON THE VEHICLE

Vehicle	alim.	kW	Date	Engine	 S10	 T10	 T20 - T23	 T22 - T25
---------	-------	----	------	--------	---	---	--	---

PASSAT CC

				ENGINE
1.4 TSI MultiFuel	Petrol/ Ethanol	118	01/11-01/12	CKMA

Engine	Information	S10	T10	T20 - T23	T22 - T25
All engines	COL:green, Conn. nr. 1, switch press. 0.3-0.6 bar, thread M10x1	7.0196			
All engines	COL:black, Conn. nr. 2, thread M12x1.5, without adapter		7.6215		
All engines	COL:black, Conn. nr. 4			7.1232 T20	
All engines					7.1311 T25

				ENGINE
1.8 TSI	Petrol	112	11/08-05/10	CDAB, CGYA

Engine	Information	S10	T10	T20 - T23	T22 - T25
Eng. CDAB	COL:brown, Conn. nr. 1, spanner size 24, switch press. 0.55-0.85 bar, thread M10x1.0	7.0132			
Eng. CGYA	COL:black, Conn. nr. 1, switch press. 1.2-1.6 bar, thread M10x1.0	7.0135			
All engines	COL:black, Conn. nr. 2, t.nr. JWX/KVT, thread M12x1.5, without adapter		7.6215		
All engines	COL:brown, Conn. nr. 2, t.nr. KNS/KNU/KNY/KXX/KZS, t.nr. KXU, t.nr. KXZ/LHD/LNZ, without adapter		7.6266		
All engines	COL:black, Conn. nr. 4			7.1232 T20	
All engines					7.1311 T22

				ENGINE
1.8 TSI	Petrol	118	06/08-01/12	BZB, CDAA

Engine	Information	S10	T10	T20 - T23	T22 - T25
Eng. CDAA	COL:brown, Conn. nr. 1, spanner size 24, switch press. 0.55-0.85 bar, thread M10x1.0	7.0132			
Eng. BZB	COL:black, Conn. nr. 1, switch press. 1.2-1.6 bar, thread M10x1.0	7.0135			
Eng. CDAA	COL:blue, Conn. nr. 2, switch press. 2.15-2.95 bar, thread M10x1.0	7.0192			
All engines	COL:black, Conn. nr. 2, t.nr. JWX/KVT, thread M12x1.5, without adapter		7.6215		
All engines	COL:brown, Conn. nr. 2, t.nr. KNS/KNU/KNY/KXX/KZS, t.nr. KXU, t.nr. KXZ/LHD/LNZ, without adapter		7.6266		
All engines	COL:black, Conn. nr. 4			7.1232 T20	
All engines					7.1311 T22

				ENGINE
2.0 BlueTDI	Diesel	105	05/09-11/10	CBAC

Engine	Information	S10	T10	T20 - T23	T22 - T25
All engines	COL:brown, Conn. nr. 1, spanner size 24, switch press. 0.55-0.85 bar, thread M10x1.0	7.0132			
All engines	COL:black, Conn. nr. 2, t.nr. JWX/KVT, thread M12x1.5, without adapter		7.6215		
All engines	COL:brown, Conn. nr. 2, t.nr. KNS/KNU/KNY/KXX/KZS, t.nr. KXU, t.nr. KXZ/LHD/LNZ, without adapter		7.6266		
All engines				7.1232 T20	7.1311 T22

				ENGINE
2.0 TDI	Diesel	100	06/08-05/11	CBAA, CFFA

Engine	Information	S10	T10	T20 - T23	T22 - T25
Eng. CBAA	COL:brown, Conn. nr. 1, spanner size 24, switch press. 0.55-0.85 bar, thread M10x1.0	7.0132			
Eng. CFFA	COL:green, Conn. nr. 1, spanner size 24, switch press. 0.3-0.6 bar, thread M10x1	7.0174			
All engines	COL:black, Conn. nr. 2, t.nr. JWX/KVT, thread M12x1.5, without adapter		7.6215		
All engines	COL:brown, Conn. nr. 2, t.nr. KNS/KNU/KNY/KXX/KZS, t.nr. KXU, t.nr. KXZ/LHD/LNZ, without adapter		7.6266		
All engines	COL:black, Conn. nr. 4			7.1232 T20	
All engines					7.1311 T22

				ENGINE
2.0 TDI	Diesel	103	06/08-01/12	CBAB, CFFB

Engine	Information	S10	T10	T20 - T23	T22 - T25
Eng. CBAB	COL:brown, Conn. nr. 1, spanner size 24, switch press. 0.55-0.85 bar, thread M10x1.0	7.0132			
Eng. CFFB	COL:green, Conn. nr. 1, spanner size 24, switch press. 0.3-0.6 bar, thread M10x1	7.0174			
All engines	COL:black, Conn. nr. 2, t.nr. JWX/KVT, thread M12x1.5, without adapter		7.6215		
All engines	COL:brown, Conn. nr. 2, t.nr. KNS/KNU/KNY/KXX/KZS, t.nr. KXU, t.nr. KXZ/LHD/LNZ, without adapter		7.6266		
All engines	COL:black, Conn. nr. 4			7.1232 T20	
All engines					7.1311 T22

S10 OIL PRESSURE WARNING LIGHT SWITCH	T10 REVERSING LIGHT SWITCH	T20 BRAKE LIGHT SWITCH
T22 SWITCH CLUTCH CONTROL (CRUISE CONTROL)	T23 SWITCH BRAKE ACTUATION (ENGINE TIMING)	T25 SWITCH CLUTCH CONTROL (ENGINE CONTROL)

FUNCTIONS ON THE VEHICLE

Vehicle	alim.	kW	Date	Engine	 S10	 T10	 T20 - T23	 T22 - T25
---------	-------	----	------	--------	---	---	--	---

ENGINE				
2.0 TDI	Diesel	120	05/08-05/11	CBBA

Engine	Information	S10	T10	T20 - T23	T22 - T25
All engines	COL:black, Conn. nr. 4			7.1232 T20	

ENGINE				
2.0 TDI	Diesel	125	06/08-01/12	CBBB, CFGB, CLLA

Engine	Information	S10	T10	T20 - T23	T22 - T25
Eng. CBBB	COL:brown, Conn. nr. 1, spanner size 24, switch press. 0.55-0.85 bar, thread M10x1.0	7.0132			
Eng. CLLA		7.0139			
Eng. CFGB	COL:green, Conn. nr. 1, spanner size 24, switch press. 0.3-0.6 bar, thread M10x1	7.0174			
All engines	COL:black, Conn. nr. 2, t.nr. JWX/KVT, thread M12x1.5, without adapter		7.6215		
All engines	COL:brown, Conn. nr. 2, t.nr. KNS/KNU/KNY/KXX/KZS, t.nr. KXU, t.nr. KXZ/LHD/LNZ, without adapter		7.6266		
All engines	COL:black, Conn. nr. 4			7.1232 T20	
All engines					7.1311 T22

ENGINE				
2.0 TDI 4motion	Diesel	103	08/09-01/12	CBAB, CFFB

Engine	Information	S10	T10	T20 - T23	T22 - T25
Eng. CBAB	COL:brown, Conn. nr. 1, spanner size 24, switch press. 0.55-0.85 bar, thread M10x1.0	7.0132			
Eng. CFFB	COL:green, Conn. nr. 1, spanner size 24, switch press. 0.3-0.6 bar, thread M10x1	7.0174			
All engines	COL:black, Conn. nr. 2, t.nr. JWX/KVT, thread M12x1.5, without adapter		7.6215		
All engines	COL:brown, Conn. nr. 2, t.nr. KNS/KNU/KNY/KXX/KZS, t.nr. KXU, t.nr. KXZ/LHD/LNZ, without adapter		7.6266		
All engines	COL:black, Conn. nr. 4			7.1232 T20	
All engines					7.1311 T22

ENGINE				
2.0 TDI 4motion	Diesel	125	11/09-01/12	CBBB, CFGB

Engine	Information	S10	T10	T20 - T23	T22 - T25
Eng. CBBB	COL:brown, Conn. nr. 1, spanner size 24, switch press. 0.55-0.85 bar, thread M10x1.0	7.0132			
Eng. CFGB	COL:green, Conn. nr. 1, spanner size 24, switch press. 0.3-0.6 bar, thread M10x1	7.0174			
All engines	COL:black, Conn. nr. 4			7.1232 T20	

ENGINE				
2.0 TSI	Petrol	147	06/08-01/12	CAWB, CBFA, CCTA, CCZA

Engine	Information	S10	T10	T20 - T23	T22 - T25
Eng. CCZA	COL:brown, Conn. nr. 1, spanner size 24, switch press. 0.55-0.85 bar, thread M10x1.0	7.0132			
Eng. CAWB, CBFA, CCTA	COL:black, Conn. nr. 1, switch press. 1.2-1.6 bar, thread M10x1.0	7.0135			
Eng. CCZA	COL:blue, Conn. nr. 2, switch press. 2.15-2.95 bar, thread M10x1.0	7.0192			
Eng. CCTA	COL:black		7.6215		
All engines	COL:brown, Conn. nr. 2, without adapter		7.6266		
All engines	COL:black, Conn. nr. 4			7.1232 T20	
All engines					7.1311 T22

ENGINE				
2.0 TSI	Petrol	155	11/10-01/12	CCZB

Engine	Information	S10	T10	T20 - T23	T22 - T25
All engines	COL:brown, Conn. nr. 1, spanner size 24, switch press. 0.55-0.85 bar, thread M10x1.0	7.0132			
All engines	COL:blue, Conn. nr. 2, switch press. 2.15-2.95 bar, thread M10x1.0	7.0192			
All engines	COL:black, Conn. nr. 2, t.nr. JWX/KVT, thread M12x1.5, without adapter		7.6215		
All engines	COL:brown, Conn. nr. 2, t.nr. KNS/KNU/KNY/KXX/KZS, t.nr. KXU, t.nr. KXZ/LHD/LNZ, without adapter		7.6266		
All engines	COL:black, Conn. nr. 4			7.1232 T20	
All engines					7.1311 T22

ENGINE				
3.6 FSI	Petrol	206	06/08->	BLV, CNNA





Engine	Information	S10	T10	T20 - T23	T22 - T25
All engines		7.0134		7.1232 T20	

ENGINE				
3.6 FSI 4motion	Petrol	206	06/08-01/12	BLV

Engine	Information	S10	T10	T20 - T23	T22 - T25
All engines		7.0134		7.1232 T20	

S10 OIL PRESSURE WARNING LIGHT SWITCH	T10 REVERSING LIGHT SWITCH	T20 BRAKE LIGHT SWITCH
T22 SWITCH CLUTCH CONTROL (CRUISE CONTROL)	T23 SWITCH BRAKE ACTUATION (ENGINE TIMING)	T25 SWITCH CLUTCH CONTROL (ENGINE CONTROL)

FUNCTIONS ON THE VEHICLE

Vehicle	alim.	kW	Date	Engine	 S10	 T10	 T20 - T23	 T22 - T25
---------	-------	----	------	--------	---	---	--	---

				ENGINE
3.6 FSI 4motion	Petrol	220	06/08-05/10	BWS

Engine	Information	S10	T10	T20 - T23	T22 - T25
All engines	COL:grey, Conn. nr. 1, switch press. 0.75-1.05 bar, thread M10x1.0	7.0134			
All engines	COL:black, Conn. nr. 4			7.1232 T20	

PASSAT II

				ENGINE
1.3	Petrol	44	08/80-07/86	EU

Engine	Information	S10	T10	T20 - T23	T22 - T25
All engines		7.0008	7.6010	7.1102 T20	

				ENGINE
1.6	Petrol	55	08/80-03/88	DT

Engine	Information	S10	T10	T20 - T23	T22 - T25
All engines	COL:brown	7.0008			
All engines	COL:white	7.0045			
All engines	COL:black	7.0046			
All engines	COL:grey	7.0095			
All engines			7.6010		
All engines	01/01/85 ->, LHD			7.1055 T20	
All engines	01/01/85 ->, RHD			7.1056 T20	
All engines	-> 31/12/84			7.1102 T20	

				ENGINE
1.6 D	Diesel	40	08/80-03/88	JK

Engine	Information	S10	T10	T20 - T23	T22 - T25
All engines	COL:brown	7.0008			
All engines	COL:white	7.0045			
All engines	COL:black	7.0046			
All engines	COL:grey	7.0095			
All engines			7.6010		
All engines	LHD			7.1055 T20	
All engines	RHD			7.1056 T20	

				ENGINE
1.6 TD	Diesel	51	04/82-03/88	CY

Engine	Information	S10	T10	T20 - T23	T22 - T25
All engines	COL:brown	7.0008			
All engines	COL:white	7.0045			
All engines	COL:black	7.0046			
All engines	COL:grey	7.0095			
All engines			7.6010		
All engines	LHD			7.1055 T20	
All engines	RHD			7.1056 T20	

				ENGINE
1.8	Petrol	66	01/83-03/88	DS

Engine	Information	S10	T10	T20 - T23	T22 - T25
All engines	COL:brown	7.0008			
All engines	COL:white	7.0045			
All engines	COL:black	7.0046			
All engines	COL:grey	7.0095			
All engines			7.6010		
All engines	LHD			7.1055 T20	
All engines	RHD			7.1056 T20	

				ENGINE
1.8 Syncro	Petrol	66	01/86-03/88	DS

Engine	Information	S10	T10	T20 - T23	T22 - T25
All engines	COL:brown	7.0008			
All engines	COL:white	7.0045			
All engines	COL:black	7.0046			
All engines	COL:grey	7.0095			
All engines			7.6010		
All engines	LHD			7.1055 T20	
All engines	RHD			7.1056 T20	

S10 OIL PRESSURE WARNING LIGHT SWITCH	T10 REVERSING LIGHT SWITCH	T20 BRAKE LIGHT SWITCH
T22 SWITCH CLUTCH CONTROL (CRUISE CONTROL)	T23 SWITCH BRAKE ACTUATION (ENGINE TIMING)	T25 SWITCH CLUTCH CONTROL (ENGINE CONTROL)

FUNCTIONS ON THE VEHICLE

Vehicle	alim.	kW	Date	Engine	 S10	 T10	 T20 - T23	 T22 - T25
---------	-------	----	------	--------	---	---	--	---

				ENGINE
1.9	Petrol	85	01/81-07/83	WN

Engine	Information	S10	T10	T20 - T23	T22 - T25
All engines		7.0008	7.6010	7.1102 T20	

				ENGINE
2.0	Petrol	85	08/83-03/88	JS

Engine	Information	S10	T10	T20 - T23	T22 - T25
All engines	COL: brown	7.0008			
All engines	COL: white	7.0045			
All engines			7.6010		
All engines	LHD			7.1055 T20	
All engines	RHD			7.1056 T20	

				ENGINE
2.0 Syncro	Petrol	85	05/84-03/88	JS

Engine	Information	S10	T10	T20 - T23	T22 - T25
All engines	COL: brown	7.0008			
All engines	COL: white	7.0045			
All engines			7.6010		
All engines	LHD			7.1055 T20	
All engines	RHD			7.1056 T20	

				ENGINE
2.2	Petrol	85	01/85-03/88	KX

Engine	Information	S10	T10	T20 - T23	T22 - T25
All engines	COL: brown	7.0008			
All engines	COL: white	7.0045			
All engines			7.6010		
All engines	LHD			7.1055 T20	
All engines	RHD			7.1056 T20	

PASSAT III

				ENGINE
1.6	Petrol	55	04/88-07/91	1F, ABN, EZ

Engine	Information	S10	T10	T20 - T23	T22 - T25
All engines	COL: white	7.0045			
All engines	COL: black	7.0046			
All engines	COL: grey	7.0095			
All engines	COL: blue	7.0108			
All engines			7.6193		
All engines	LHD			7.1055 T20	
All engines	RHD			7.1056 T20	

				ENGINE
1.6	Petrol	74	07/94-08/96	AEK, AFT

Engine	Information	S10	T10	T20 - T23	T22 - T25
All engines	COL: white	7.0045			
All engines	COL: blue	7.0108			
All engines			7.6193		
All engines	LHD			7.1055 T20	
All engines	RHD			7.1056 T20	

				ENGINE
1.6 TD	Diesel	59	08/88-09/93	RA, SB

Engine	Information	S10	T10	T20 - T23	T22 - T25
All engines	COL: brown	7.0008			
All engines	COL: white	7.0045			
All engines	COL: black	7.0046			
All engines	COL: grey	7.0095			
All engines	COL: blue	7.0108			
All engines			7.6193		
All engines	LHD			7.1055 T20	
All engines	RHD			7.1056 T20	

				ENGINE
1.8	Petrol	102	08/91-09/93	KR

Engine	Information	S10	T10	T20 - T23	T22 - T25
All engines	COL: white	7.0045			
All engines	COL: black	7.0046			

S10 OIL PRESSURE WARNING LIGHT SWITCH	T10 REVERSING LIGHT SWITCH	T20 BRAKE LIGHT SWITCH
T22 SWITCH CLUTCH CONTROL (CRUISE CONTROL)	T23 SWITCH BRAKE ACTUATION (ENGINE TIMING)	T25 SWITCH CLUTCH CONTROL (ENGINE CONTROL)

FUNCTIONS ON THE VEHICLE

Vehicle	alim.	kW	Date	Engine	 S10	 T10	 T20 - T23	 T22 - T25
---------	-------	----	------	--------	---	---	--	---

ENGINE				
1.8	Petrol	102	08/91-09/93	KR

Engine	Information	S10	T10	T20 - T23	T22 - T25
All engines	COL:grey	7.0095			
All engines	COL:blue	7.0108			
All engines			7.6193		
All engines	LHD			7.1055	T20
All engines	RHD			7.1056	T20

ENGINE				
1.8	Petrol	55	08/90-05/97	AAM

Engine	Information	S10	T10	T20 - T23	T22 - T25
All engines	COL:white	7.0045			
All engines	COL:black	7.0046			
All engines	COL:grey	7.0095			
All engines	COL:blue	7.0108			
All engines			7.6193		
All engines	LHD			7.1055	T20
All engines	RHD			7.1056	T20

ENGINE				
1.8	Petrol	66	02/88-05/97	ABS, ADZ, RP

Engine	Information	S10	T10	T20 - T23	T22 - T25
All engines	COL:white	7.0045			
Eng. ABS, RP	COL:black	7.0046			
Eng. ABS, RP	COL:grey	7.0095			
All engines	COL:blue	7.0108			
All engines			7.6193		
All engines	LHD			7.1055	T20
All engines	RHD			7.1056	T20

ENGINE				
1.8	Petrol	79	04/88-07/93	PF

Engine	Information	S10	T10	T20 - T23	T22 - T25
All engines	COL:white	7.0045			
All engines	COL:black	7.0046			
All engines	COL:grey	7.0095			
All engines	COL:blue	7.0108			
All engines			7.6193		
All engines	LHD			7.1055	T20
All engines	RHD			7.1056	T20

ENGINE				
1.8	Petrol	82	04/88-07/92	PB

Engine	Information	S10	T10	T20 - T23	T22 - T25
All engines	COL:white	7.0045			
All engines	COL:black	7.0046			
All engines	COL:grey	7.0095			
All engines	COL:blue	7.0108			
All engines			7.6193		
All engines	LHD			7.1055	T20
All engines	RHD			7.1056	T20

ENGINE				
1.8 16V	Petrol	100	04/88-12/89	KR

Engine	Information	S10	T10	T20 - T23	T22 - T25
All engines	COL:white	7.0045			
All engines	COL:black	7.0046			
All engines	COL:grey	7.0095			
All engines	COL:blue	7.0108			
All engines			7.6193		
All engines	LHD			7.1055	T20
All engines	RHD			7.1056	T20

ENGINE				
1.8 G60 Syncro	Petrol	118	08/88-05/97	PG

Engine	Information	S10	T10	T20 - T23	T22 - T25
All engines	COL:white	7.0045			
All engines	COL:black	7.0046			

S10	OIL PRESSURE WARNING LIGHT SWITCH	T10	REVERSING LIGHT SWITCH	T20	BRAKE LIGHT SWITCH
T22	SWITCH CLUTCH CONTROL (CRUISE CONTROL)	T23	SWITCH BRAKE ACTUATION (ENGINE TIMING)	T25	SWITCH CLUTCH CONTROL (ENGINE CONTROL)

FUNCTIONS ON THE VEHICLE

Vehicle	alim.	kW	Date	Engine	 S10	 T10	 T20 - T23	 T22 - T25
---------	-------	----	------	--------	---	---	--	---

ENGINE				
1.8 G60 Syncro	Petrol	118	08/88-05/97	PG

Engine	Information	S10	T10	T20 - T23	T22 - T25
All engines	COL:grey	7.0095			
All engines	COL:blue	7.0108			
All engines			7.6193		
All engines	LHD			7.1055	T20
All engines	RHD			7.1056	T20

ENGINE				
1.8 GL	Petrol	102	08/91-09/93	KR

Engine	Information	S10	T10	T20 - T23	T22 - T25
All engines	COL:white	7.0045			
All engines	COL:black	7.0046			
All engines	COL:grey	7.0095			
All engines	COL:blue	7.0108			
All engines			7.6193		
All engines	LHD			7.1055	T20
All engines	RHD			7.1056	T20

ENGINE				
1.9 D	Diesel	50	05/89-10/93	1Y

Engine	Information	S10	T10	T20 - T23	T22 - T25
All engines	COL:white	7.0045			
All engines	COL:black	7.0046			
All engines	COL:grey	7.0095			
All engines	COL:blue	7.0108			
All engines			7.6193		
All engines	LHD			7.1055	T20
All engines	RHD			7.1056	T20

ENGINE				
1.9 TD	Diesel	55	03/91-05/97	AAZ

Engine	Information	S10	T10	T20 - T23	T22 - T25
All engines	COL:white	7.0045			
All engines	COL:black	7.0046			
All engines	COL:grey	7.0095			
All engines	COL:blue	7.0108			
All engines			7.6193		
All engines	LHD			7.1055	T20
All engines	RHD			7.1056	T20

ENGINE				
1.9 TDI	Diesel	66	10/93-05/97	1Z, AHU

Engine	Information	S10	T10	T20 - T23	T22 - T25
All engines	COL:grey	7.0095			
All engines	COL:blue	7.0108			
All engines	no specific info conc. application available		7.6193		
All engines	COL:black, LHD			7.1055	T20
All engines	COL:black, RHD			7.1056	T20
All engines	with control switch				7.1142 T22
All engines					7.1143 T22

ENGINE				
1.9 TDI	Diesel	81	03/96-05/97	AFN

Engine	Information	S10	T10	T20 - T23	T22 - T25
All engines	COL:grey	7.0095			
All engines	COL:blue	7.0108			
All engines	no specific info conc. application available		7.6193		
All engines	COL:black, LHD			7.1055	T20
All engines	COL:black, RHD			7.1056	T20
All engines	with control switch				7.1142 T22
All engines					7.1143 T22

ENGINE				
2.0	Petrol	79	03/95-08/96	AEP

Engine	Information	S10	T10	T20 - T23	T22 - T25
All engines	COL:white	7.0045			
All engines	COL:blue	7.0108			
All engines			7.6193		

S10 OIL PRESSURE WARNING LIGHT SWITCH	T10 REVERSING LIGHT SWITCH	T20 BRAKE LIGHT SWITCH
T22 SWITCH CLUTCH CONTROL (CRUISE CONTROL)	T23 SWITCH BRAKE ACTUATION (ENGINE TIMING)	T25 SWITCH CLUTCH CONTROL (ENGINE CONTROL)

FUNCTIONS ON THE VEHICLE

Vehicle	alim.	kW	Date	Engine	 S10	 T10	 T20 - T23	 T22 - T25
---------	-------	----	------	--------	---	---	--	---

				ENGINE
2.0	Petrol	79	03/95-08/96	AEP

Engine	Information	S10	T10	T20 - T23	T22 - T25
All engines	LHD			7.1055 T20	
All engines	RHD			7.1056 T20	

				ENGINE
2.0	Petrol	85	02/90-05/97	2E, ADY, AGG

Engine	Information	S10	T10	T20 - T23	T22 - T25
Eng. 2E	COL:brown	7.0008			
All engines	COL:white	7.0045			
Eng. 2E	COL:black	7.0046			
Eng. 2E	COL:grey	7.0095			
All engines	COL:blue	7.0108			
All engines			7.6193		
All engines	LHD			7.1055 T20	
All engines	RHD			7.1056 T20	

				ENGINE
2.0 16V	Petrol	100	08/88-09/93	9A

Engine	Information	S10	T10	T20 - T23	T22 - T25
All engines	COL:white	7.0045			
All engines	COL:black	7.0046			
All engines	COL:grey	7.0095			
All engines	COL:blue	7.0108			
All engines			7.6193		
All engines	LHD			7.1055 T20	
All engines	RHD			7.1056 T20	

				ENGINE
2.0 16V	Petrol	110	01/94-05/97	ABF

Engine	Information	S10	T10	T20 - T23	T22 - T25
All engines	COL:white	7.0045			
All engines	COL:blue	7.0108			
All engines			7.6193		
All engines	LHD			7.1055 T20	
All engines	RHD			7.1056 T20	

				ENGINE
2.0 Syncro	Petrol	85	10/90-05/97	2E, ADY, AGG

Engine	Information	S10	T10	T20 - T23	T22 - T25
Eng. 2E	COL:brown	7.0008			
All engines	COL:white	7.0045			
Eng. 2E	COL:black	7.0046			
Eng. 2E	COL:grey	7.0095			
All engines	COL:blue	7.0108			
All engines			7.6193		
All engines	LHD			7.1055 T20	
All engines	RHD			7.1056 T20	

				ENGINE
2.0i	Petrol	125	07/89-07/91	--

Engine	Information	S10	T10	T20 - T23	T22 - T25
All engines	COL:white	7.0045			
All engines	COL:black	7.0046			
All engines	COL:grey	7.0095			
All engines	COL:blue	7.0108			
All engines			7.6193		
All engines	LHD			7.1055 T20	
All engines	RHD			7.1056 T20	

				ENGINE
2.0i	Petrol	78	08/92-12/96	ACX

Engine	Information	S10	T10	T20 - T23	T22 - T25
All engines	COL:white	7.0045			
All engines	COL:blue	7.0108			
All engines			7.6193		
All engines	LHD			7.1055 T20	
All engines	RHD			7.1056 T20	

S10	OIL PRESSURE WARNING LIGHT SWITCH	T10	REVERSING LIGHT SWITCH	T20	BRAKE LIGHT SWITCH
T22	SWITCH CLUTCH CONTROL (CRUISE CONTROL)	T23	SWITCH BRAKE ACTUATION (ENGINE TIMING)	T25	SWITCH CLUTCH CONTROL (ENGINE CONTROL)

FUNCTIONS ON THE VEHICLE

Vehicle	alim.	kW	Date	Engine	 S10	 T10	 T20 - T23	 T22 - T25
---------	-------	----	------	--------	---	---	--	---

				ENGINE
2.8 VR6	Petrol	128	06/91-05/97	AAA

Engine	Information	S10	T10	T20 - T23	T22 - T25
All engines	COL:white	7.0046			
All engines	COL:blue	7.0108			
All engines			7.6193		
All engines	LHD			7.1055	T20
All engines	RHD			7.1056	T20

				ENGINE
2.9 VR6 Syncro	Petrol	135	01/94-05/97	ABV

Engine	Information	S10	T10	T20 - T23	T22 - T25
All engines	COL:white	7.0046			
All engines	COL:blue	7.0108			
All engines			7.6193		
All engines	LHD			7.1055	T20
All engines	RHD			7.1056	T20

PASSAT IV

				ENGINE
1.6	Petrol	74	10/96-11/00	ADP, AHL, ANA, ARM

Engine	Information	S10	T10	T20 - T23	T22 - T25
All engines	-> 01/04/99, ->ch. 3BX600000, COL:black, Conn. nr. 1, spanner size 24, switch press. 1.2-1.6 bar, thread M10x1.0	7.0046			
All engines	01/05/99 ->, ch. 3BY00001 ->, COL:black, Conn. nr. 1, switch press. 1.2-1.6 bar, thread M10x1.0	7.0135			
All engines	Conn. nr. 2, plugged		7.6195		
All engines	Conn. nr. 2, thread M12x1.5			7.1087	T20
All engines	Conn. nr. 4, thread M12x1.5			7.1126	T20

				ENGINE
1.6	Petrol	75	11/00-05/05	ALZ

Engine	Information	S10	T10	T20 - T23	T22 - T25
All engines	COL:black, Conn. nr. 1, switch press. 1.2-1.6 bar, thread M10x1.0	7.0135			
All engines	Conn. nr. 2, plugged		7.6195		
All engines	-> 01/04/02, Conn. nr. 4, thread M12x1.5			7.1126	T20
All engines	01/05/02 ->, Conn. nr. 4, thread M12x1.5			7.1229	T20
All engines	COL:blue, COL:white, Conn. nr. 4				7.1220 T22

				ENGINE
1.8	Petrol	85	01/97-11/00	AFY

Engine	Information	S10	T10	T20 - T23	T22 - T25
All engines	-> 01/04/99, ->ch. 3BX600000, COL:black, Conn. nr. 1, spanner size 24, switch press. 1.2-1.6 bar, thread M10x1.0	7.0046			
All engines	01/05/99 ->, ch. 3BY00001 ->, COL:black, Conn. nr. 1, switch press. 1.2-1.6 bar, thread M10x1.0	7.0135			
All engines	Conn. nr. 2, plugged		7.6195		
All engines	bolted, Conn. nr. 2, spanner size 22, t.tnr. EYZ, thread M14x1.5		7.6256		
All engines	Conn. nr. 2, thread M12x1.5			7.1087	T20
All engines	Conn. nr. 4, thread M12x1.5			7.1126	T20

				ENGINE
1.8	Petrol	92	10/96-03/05	ADR, APT, ARG

Engine	Information	S10	T10	T20 - T23	T22 - T25
All engines	-> 01/04/99, ->ch. 3B-X-600 000, ->ch. 3BX600000, COL:black, Conn. nr. 1, spanner size 24, switch press. 1.2-1.6 bar, thread M10x1.0	7.0046			
All engines	01/05/99 ->, ch. 3B-Y-000 001 ->, ch. 3BY00001 ->, COL:black, Conn. nr. 1, switch press. 1.2-1.6 bar, thread M10x1.0	7.0135			
All engines	Conn. nr. 2, plugged		7.6195		
All engines	bolted, Conn. nr. 2, spanner size 22, t.tnr. EYZ, thread M14x1.5		7.6256		
All engines	Conn. nr. 2, pole nr. 2, thread M12x1.5			7.1087	T20
All engines	Conn. nr. 4, pole nr. 4, thread M12x1.5			7.1126	T20

				ENGINE
1.8 [CHN]	Petrol	110	06/01->	AWL

Engine	Information	S10	T10	T20 - T23	T22 - T25
All engines		7.0135	7.6195		7.1220 T22
All engines	+automatic transmission, +manual transmission, -> 07/11/03, -> 25/03/03			7.1126	T20

S10 OIL PRESSURE WARNING LIGHT SWITCH	T10 REVERSING LIGHT SWITCH	T20 BRAKE LIGHT SWITCH
T22 SWITCH CLUTCH CONTROL (CRUISE CONTROL)	T23 SWITCH BRAKE ACTUATION (ENGINE TIMING)	T25 SWITCH CLUTCH CONTROL (ENGINE CONTROL)

FUNCTIONS ON THE VEHICLE

Vehicle	alim.	kW	Date	Engine	 S10	 T10	 T20 - T23	 T22 - T25
---------	-------	----	------	--------	---	---	--	---

				ENGINE
1.8 [CHN]	Petrol	110	06/01->	AWL

Engine	Information	S10	T10	T20 - T23	T22 - T25
All engines	+automatic transmission, +manual transmission, 08/01/03 ->, 26/03/03 ->			7.1229 T20	

				ENGINE
1.8 [CHN]	Petrol	92	03/00-12/03	ANQ

Engine	Information	S10	T10	T20 - T23	T22 - T25
All engines		7.0135		7.1087 T20	7.1220 T22
All engines	+manual transmission		7.6195		

				ENGINE
1.8 4motion	Petrol	125	03/01-05/05	AWM

Engine	Information	S10	T10	T20 - T23	T22 - T25
All engines		7.0135			7.1220 T22
All engines	-> 30/04/02			7.1126 T20	
All engines	01/05/02 ->			7.1229 T20	

				ENGINE
1.8 Syncro/4motion	Petrol	92	10/96-11/00	ADR, APT, ARG

Engine	Information	S10	T10	T20 - T23	T22 - T25
All engines	-> 01/04/99 -> ch. 3B-X-600 000, -> ch. 3BX600000, COL:black, Conn. nr. 1, spanner size 24, switch press. 1.2-1.6 bar, thread M10x1.0	7.0046			
All engines	01/05/99 ->, ch. 3B-Y-000 001 ->, ch. 3BY000001 ->, ch. 3BY00001 ->, COL:black, Conn. nr. 1, switch press. 1.2-1.6 bar, thread M10x1.0	7.0135			
All engines	Conn. nr. 2, plugged		7.6195		
Eng. ADR, APT	bolted, Conn. nr. 2, spanner size 22, t.tnr. EYZ, thread M14x1.5		7.6256		
All engines	Conn. nr. 2, pole nr. 2, thread M12x1.5			7.1087 T20	
All engines	Conn. nr. 4, pole nr. 4, thread M12x1.5			7.1126 T20	

				ENGINE
1.8 T	Petrol	110	10/96-11/00	AEB, ANB, APU

Engine	Information	S10	T10	T20 - T23	T22 - T25
All engines	-> 01/04/99 -> ch. 3B-X-600 000, -> ch. 3BX600000, COL:black, Conn. nr. 1, spanner size 24, switch press. 1.2-1.6 bar, thread M10x1.0	7.0046			
All engines	01/05/99 ->, ch. 3B-Y-000 001 ->, ch. 3BY000001 ->, COL:black, Conn. nr. 1, switch press. 1.2-1.6 bar, thread M10x1.0	7.0135			
All engines	Conn. nr. 2, plugged		7.6195		
All engines	bolted, Conn. nr. 2, spanner size 22, t.tnr. EYZ, thread M14x1.5		7.6256		
All engines	Conn. nr. 2, thread M12x1.5			7.1087 T20	
All engines	Conn. nr. 4, thread M12x1.5			7.1126 T20	

				ENGINE
1.8 T	Petrol	125	02/01-08/05	AWM

Engine	Information	S10	T10	T20 - T23	T22 - T25
All engines	COL:black, Conn. nr. 1, switch press. 1.2-1.6 bar, thread M10x1.0	7.0135			
All engines	-> 30/04/02			7.1126 T20	
All engines	01/05/02 ->, Conn. nr. 4, thread M12x1.5			7.1229 T20	
All engines					7.1220 T22

				ENGINE
1.8 T 20V	Petrol	110	11/00-05/05	AWL, AWT

Engine	Information	S10	T10	T20 - T23	T22 - T25
All engines	COL:black, Conn. nr. 1, switch press. 1.2-1.6 bar, thread M10x1.0	7.0135			
All engines	Conn. nr. 2, plugged		7.6195		
All engines	+automatic transmission, +manual transmission, -> 01/04/02 -> 07/11/03, -> 25/03/03, Conn. nr. 4, thread M12x1.5			7.1126 T20	
All engines	+automatic transmission, +manual transmission, 01/05/02 ->, 08/01/03 ->, 26/03/03 ->, Conn. nr. 4, thread M12x1.5			7.1229 T20	
All engines	COL:blue, COL:white, Conn. nr. 4				7.1220 T22

				ENGINE
1.8 T 4motion	Petrol	125	03/01-05/05	AWM

Engine	Information	S10	T10	T20 - T23	T22 - T25
All engines		7.0135			7.1220 T22
All engines	-> 30/04/02			7.1126 T20	
All engines	01/05/02 ->			7.1229 T20	

S10 OIL PRESSURE WARNING LIGHT SWITCH	T10 REVERSING LIGHT SWITCH	T20 BRAKE LIGHT SWITCH
T22 SWITCH CLUTCH CONTROL (CRUISE CONTROL)	T23 SWITCH BRAKE ACTUATION (ENGINE TIMING)	T25 SWITCH CLUTCH CONTROL (ENGINE CONTROL)

FUNCTIONS ON THE VEHICLE

Vehicle	alim.	kW	Date	Engine	 S10	 T10	 T20 - T23	 T22 - T25
---------	-------	----	------	--------	---	---	--	---

ENGINE				
1.8 T Syncro	Petrol	110	11/96-08/00	AEB

Engine	Information	S10	T10	T20 - T23	T22 - T25
All engines	->ch. 3B-X-600 000	7.0046			
All engines	ch. 3B-Y-000 001 ->	7.0135			
All engines			7.6195		
All engines	pole nr. 2			7.1087	T20
All engines	pole nr. 4			7.1126	T20

ENGINE				
1.9 (CHN)	Diesel	85	04/08->	BPZ

Engine	Information	S10	T10	T20 - T23	T22 - T25
All engines		7.0132	7.6195	7.1229	T20 7.1220 T22

ENGINE				
1.9 TDI	Diesel	66	10/96-11/00	AHH, AHU

Engine	Information	S10	T10	T20 - T23	T22 - T25
All engines	COL:grey, Conn. nr. 1, spanner size 24, switch press. 0.75-1.05 bar, thread M10x1.0	7.0134			
All engines	Conn. nr. 2, plugged		7.6195		
All engines	bolted, Conn. nr. 2, spanner size 22, t.tnr. EYZ, thread M14x1.5		7.6256		
All engines	Conn. nr. 4, thread M12x1.5			7.1126	T20

ENGINE				
1.9 TDI	Diesel	74	02/00-05/05	AVB

Engine	Information	S10	T10	T20 - T23	T22 - T25
All engines	COL:brown, Conn. nr. 1, spanner size 24, switch press. 0.55-0.85 bar, thread M10x1.0	7.0132			
All engines	Conn. nr. 2, man 5 speed, plugged		7.6195		
All engines	bolted, Conn. nr. 2, man 6 speed, spanner size 22, thread M14x1.5		7.6256		
All engines	-> 01/04/02, Conn. nr. 4, thread M12x1.5			7.1126	T20
All engines	01/05/02 ->, Conn. nr. 4, thread M12x1.5			7.1229	T20
All engines	COL:blue, COL:white, Conn. nr. 4				7.1220 T22

ENGINE				
1.9 TDI	Diesel	81	10/96-11/00	AFN, AVG

Engine	Information	S10	T10	T20 - T23	T22 - T25
All engines	-> 01/04/99, ->ch. 3BX600000, COL:grey, Conn. nr. 1, switch press. 0.9 bar, thread M10x1.0	7.0095			
All engines	-> 01/04/99, ->ch. 3BX600000, 01/05/99 ->, ch. 3BY000001 ->, COL:grey, Conn. nr. 1, spanner size 24, switch press. 0.75-1.05 bar, thread M10x1.0	7.0134			
All engines	Conn. nr. 2, plugged		7.6195		
All engines	bolted, Conn. nr. 2, spanner size 22, t.tnr. EYZ, thread M14x1.5		7.6256		
All engines	Conn. nr. 4, thread M12x1.5			7.1126	T20

ENGINE				
1.9 TDI	Diesel	85	08/98-11/00	AJM, ATJ

Engine	Information	S10	T10	T20 - T23	T22 - T25
Eng. AJM	-> 01/04/99, ->ch. 3BX600000, COL:grey, Conn. nr. 1, switch press. 0.9 bar, thread M10x1.0	7.0095			
Eng. ATJ	COL:brown, Conn. nr. 1, spanner size 24, switch press. 0.55-0.85 bar, thread M10x1.0	7.0132			
Eng. AJM	01/05/99 ->, ch. 3BY000001 ->, COL:grey, Conn. nr. 1, spanner size 24, switch press. 0.75-1.05 bar, thread M10x1.0	7.0134			
All engines	Conn. nr. 2, man 5 speed, plugged		7.6195		
All engines	bolted, Conn. nr. 2, man 5 speed, man 6 speed, spanner size 22, t.tnr. EYZ, thread M14x1.5		7.6256		
All engines	Conn. nr. 4, thread M12x1.5			7.1126	T20

ENGINE				
1.9 TDI	Diesel	96	11/00-05/05	AVF, AWX

Engine	Information	S10	T10	T20 - T23	T22 - T25
All engines	COL:brown, Conn. nr. 1, spanner size 24, switch press. 0.55-0.85 bar, thread M10x1.0	7.0132			
All engines	Conn. nr. 2, man 5 speed, plugged		7.6195		
All engines	bolted, Conn. nr. 2, man 6 speed, spanner size 22, thread M14x1.5		7.6256		
All engines	-> 01/04/02, Conn. nr. 4, thread M12x1.5			7.1126	T20
All engines	01/05/02 ->, Conn. nr. 4, thread M12x1.5			7.1229	T20
All engines	COL:blue, COL:white, Conn. nr. 4				7.1220 T22

S10	OIL PRESSURE WARNING LIGHT SWITCH	T10	REVERSING LIGHT SWITCH	T20	BRAKE LIGHT SWITCH
T22	SWITCH CLUTCH CONTROL (CRUISE CONTROL)	T23	SWITCH BRAKE ACTUATION (ENGINE TIMING)	T25	SWITCH CLUTCH CONTROL (ENGINE CONTROL)

FUNCTIONS ON THE VEHICLE

Vehicle	alim.	kW	Date	Engine	 S10	 T10	 T20 - T23	 T22 - T25
---------	-------	----	------	--------	---	---	--	---

				ENGINE
1.9 TDI 4motion	Diesel	85	08/99-11/00	AJM, ATJ

Engine	Information	S10	T10	T20 - T23	T22 - T25
Eng. AJM	-> 01/04/99, -> ch. 3BX600000, COL:grey, Conn. nr. 1, switch press. 0.9 bar, thread M10x1.0	7.0095			
Eng. ATJ	COL:brown, Conn. nr. 1, spanner size 24, switch press. 0.55-0.85 bar, thread M10x1.0	7.0132			
Eng. AJM	-> ch. 3BX600001, 01/05/99 ->, ch. 3BY000001 ->, COL:grey, Conn. nr. 1, spanner size 24, switch press. 0.75-1.05 bar, thread M10x1.0	7.0134			
All engines	Conn. nr. 2, man 5 speed, plugged		7.6195		
All engines	bolted, Conn. nr. 2, man 5 speed, man 6 speed, spanner size 22, t.tnr. EYZ, thread M14x1.5		7.6256		
All engines	Conn. nr. 4, thread M12x1.5			7.1126	T20

				ENGINE
1.9 TDI 4motion	Diesel	96	11/00-05/05	AVF

Engine	Information	S10	T10	T20 - T23	T22 - T25
All engines	COL:brown, Conn. nr. 1, spanner size 24, switch press. 0.55-0.85 bar, thread M10x1.0	7.0132			
All engines	bolted, Conn. nr. 2, spanner size 22, thread M14x1.5		7.6256		
All engines	-> 01/04/02, Conn. nr. 4, thread M12x1.5			7.1126	T20
All engines	01/05/02 ->, Conn. nr. 4, thread M12x1.5			7.1229	T20
All engines	COL:blue, COL:white, Conn. nr. 4				7.1220 T22

				ENGINE
1.9 TDI Syncro	Diesel	85	11/97-09/00	AJM

Engine	Information	S10	T10	T20 - T23	T22 - T25
All engines	-> ch. 3B-X-600 000	7.0095			
All engines	ch. 3B-Y-000 001 ->	7.0134			
All engines			7.6195	7.1126	T20

				ENGINE
1.9 TDI Syncro/4motion	Diesel	81	10/96-11/00	AFN, AVG

Engine	Information	S10	T10	T20 - T23	T22 - T25
All engines	-> 01/04/99, -> ch. 3B-X-600 000, -> ch. 3BX600000, COL:grey, Conn. nr. 1, switch press. 0.9 bar, thread M10x1.0	7.0095			
All engines	01/05/99 ->, ch. 3B-Y-000 001 ->, ch. 3BY000001 ->, COL:grey, Conn. nr. 1, spanner size 24, switch press. 0.75-1.05 bar, thread M10x1.0	7.0134			
All engines	Conn. nr. 2, plugged		7.6195		
Eng. AFN	bolted, Conn. nr. 2, spanner size 22, t.tnr. EYZ, thread M14x1.5		7.6256		
All engines	Conn. nr. 4, thread M12x1.5			7.1126	T20

				ENGINE
2.0	Petrol	85	11/00-05/05	AZM, BFF

Engine	Information	S10	T10	T20 - T23	T22 - T25
All engines	COL:black, Conn. nr. 1, switch press. 1.2-1.6 bar, thread M10x1.0	7.0135			
All engines	Conn. nr. 2, plugged		7.6195		
Eng. AZM	-> 01/04/02, Conn. nr. 4, thread M12x1.5			7.1126	T20
All engines	01/05/02 ->, Conn. nr. 4, thread M12x1.5			7.1229	T20
All engines	COL:blue, COL:white, Conn. nr. 4				7.1220 T22

				ENGINE
2.0	Petrol	88	04/00-11/00	ASU, AVA





Engine	Information	S10	T10	T20 - T23	T22 - T25
All engines	COL:black, Conn. nr. 1, switch press. 1.2-1.6 bar, thread M10x1.0	7.0135			
All engines	Conn. nr. 2, plugged		7.6195		
All engines	bolted, Conn. nr. 2, spanner size 22, t.tnr. EYZ, thread M14x1.5		7.6256		
All engines	Conn. nr. 2, thread M12x1.5			7.1087	T20
All engines	Conn. nr. 4, thread M12x1.5			7.1126	T20

				ENGINE
2.0	Petrol	96	11/01-05/05	ALT

Engine	Information	S10	T10	T20 - T23	T22 - T25
All engines	COL:black, Conn. nr. 1, switch press. 1.2-1.6 bar, thread M10x1.0	7.0135			
All engines	Conn. nr. 2, plugged		7.6195		
All engines	-> 01/04/02, Conn. nr. 4, thread M12x1.5			7.1126	T20
All engines	01/05/02 ->, Conn. nr. 4, thread M12x1.5			7.1229	T20
All engines	COL:blue, COL:white, Conn. nr. 4				7.1220 T22

S10 OIL PRESSURE WARNING LIGHT SWITCH	T10 REVERSING LIGHT SWITCH	T20 BRAKE LIGHT SWITCH
T22 SWITCH CLUTCH CONTROL (CRUISE CONTROL)	T23 SWITCH BRAKE ACTUATION (ENGINE TIMING)	T25 SWITCH CLUTCH CONTROL (ENGINE CONTROL)

FUNCTIONS ON THE VEHICLE

Vehicle	alim.	kW	Date	Engine	 S10	 T10	 T20 - T23	 T22 - T25
---------	-------	----	------	--------	---	---	--	---

				ENGINE
2.0 [CHN]	Petrol	85	06/03->	BFF

Engine	Information	S10	T10	T20 - T23	T22 - T25
All engines		7.0135	7.6195	7.1229 T20	7.1220 T22

				ENGINE
2.0 4motion	Petrol	85	11/00-05/05	AZM

Engine	Information	S10	T10	T20 - T23	T22 - T25
All engines	COL:black, Conn. nr. 1, switch press. 1.2-1.6 bar, thread M10x1.0	7.0135			
All engines	Conn. nr. 2, plugged		7.6195		
All engines	-> 01/04/02, Conn. nr. 4, thread M12x1.5			7.1126 T20	
All engines	01/05/02 ->, Conn. nr. 4, thread M12x1.5			7.1229 T20	
All engines	COL:blue, COL:white, Conn. nr. 4				7.1220 T22

				ENGINE
2.0 TDI	Diesel	100	12/03-05/05	BGW, BHW

Engine	Information	S10	T10	T20 - T23	T22 - T25
All engines	COL:brown, Conn. nr. 1, spanner size 24, switch press. 0.55-0.85 bar, thread M10x1.0	7.0132			
Eng. BGW	bolted, Conn. nr. 2, spanner size 22, thread M14x1.5		7.6256		
All engines	Conn. nr. 4, thread M12x1.5			7.1229 T20	
All engines	COL:blue, Conn. nr. 4				7.1220 T22

				ENGINE
2.3 V5	Petrol	125	11/00-05/05	AZX

Engine	Information	S10	T10	T20 - T23	T22 - T25
All engines	COL:black, Conn. nr. 1, switch press. 1.2-1.6 bar, thread M10x1.0	7.0135			
All engines	Conn. nr. 2, plugged		7.6195		
All engines	-> 01/04/02, Conn. nr. 4, thread M12x1.5			7.1126 T20	
All engines	01/05/02 ->, Conn. nr. 4, thread M12x1.5			7.1229 T20	
All engines	COL:blue, COL:white, Conn. nr. 4				7.1220 T22

				ENGINE
2.3 V5 4motion	Petrol	125	11/00-05/05	AZX

Engine	Information	S10	T10	T20 - T23	T22 - T25
All engines	COL:black, Conn. nr. 1, switch press. 1.2-1.6 bar, thread M10x1.0	7.0135			
All engines	Conn. nr. 2, plugged		7.6195		
All engines	-> 01/04/02, Conn. nr. 4, thread M12x1.5			7.1126 T20	
All engines	01/05/02 ->, Conn. nr. 4, thread M12x1.5			7.1229 T20	
All engines	COL:blue, COL:white, Conn. nr. 4				7.1220 T22

				ENGINE
2.3 VR5	Petrol	110	10/96-11/00	AGZ

Engine	Information	S10	T10	T20 - T23	T22 - T25
All engines	-> 01/04/99, ->ch. 3BX600000, COL:black, Conn. nr. 1, spanner size 24, switch press. 1.2-1.6 bar, thread M10x1.0	7.0046			
All engines	01/05/99 ->, ch. 3BY000001 ->, COL:grey, Conn. nr. 1, spanner size 24, switch press. 0.75-1.05 bar, thread M10x1.0	7.0134			
All engines	Conn. nr. 2, plugged		7.6195		
All engines	bolted, Conn. nr. 2, spanner size 22, t.tnr. EYZ, thread M14x1.5		7.6256		
All engines	Conn. nr. 2, thread M12x1.5			7.1087 T20	
All engines	Conn. nr. 4, thread M12x1.5			7.1126 T20	

				ENGINE
2.3 VR5	Petrol	125	11/00-05/05	AZX

Engine	Information	S10	T10	T20 - T23	T22 - T25
All engines	COL:black, Conn. nr. 1, switch press. 1.2-1.6 bar, thread M10x1.0	7.0135			
All engines	Conn. nr. 2, plugged		7.6195		
All engines	-> 01/04/02, Conn. nr. 4, thread M12x1.5			7.1126 T20	
All engines	01/05/02 ->, Conn. nr. 4, thread M12x1.5			7.1229 T20	
All engines	COL:blue, COL:white, Conn. nr. 4				7.1220 T22

				ENGINE
2.3 VR5 4motion	Petrol	125	11/00-05/05	AZX

Engine	Information	S10	T10	T20 - T23	T22 - T25
All engines	COL:black, Conn. nr. 1, switch press. 1.2-1.6 bar, thread M10x1.0	7.0135			
All engines	Conn. nr. 2, plugged		7.6195		
All engines	-> 01/04/02, Conn. nr. 4, thread M12x1.5			7.1126 T20	

S10 OIL PRESSURE WARNING LIGHT SWITCH	T10 REVERSING LIGHT SWITCH	T20 BRAKE LIGHT SWITCH
T22 SWITCH CLUTCH CONTROL (CRUISE CONTROL)	T23 SWITCH BRAKE ACTUATION (ENGINE TIMING)	T25 SWITCH CLUTCH CONTROL (ENGINE CONTROL)

FUNCTIONS ON THE VEHICLE

Vehicle	alim.	kW	Date	Engine	 S10	 T10	 T20 - T23	 T22 - T25
---------	-------	----	------	--------	---	---	--	---

				ENGINE
2.3 VR5 4motion	Petrol	125	11/00-05/05	AZX

Engine	Information	S10	T10	T20 - T23	T22 - T25
All engines	01/05/02 ->, Conn. nr. 4, thread M12x1.5			7.1229 T20	
All engines	COL:blue, COL:white, Conn. nr. 4				7.1220 T22

				ENGINE
2.5 TDI	Diesel	110	07/98-05/05	AFB, AKN

Engine	Information	S10	T10	T20 - T23	T22 - T25
All engines	->ch. 3B-X-600 000, COL:grey, Conn. nr. 1, switch press. 0.9 bar, thread M10x1.0	7.0095			
Eng. AKN	COL:grey, Conn. nr. 1, spanner size 24, switch press. 0.75-1.05 bar, thread M10x1.0	7.0134			
All engines	ch. 3B-Y-000 001 ->, COL:black, Conn. nr. 1, switch press. 1.2-1.6 bar, thread M10x1.0	7.0135			
Eng. AFB	->ch. 3B-1-450 000		7.6099		
All engines	bolted, ch. 3B-1-450 001 ->, Conn. nr. 2, man 6 speed, spanner size 22, thread M14x1.5		7.6256		
All engines	-> 01/04/02, Conn. nr. 4, thread M12x1.5			7.1126 T20	
Eng. AKN	01/05/02 ->, Conn. nr. 4, thread M12x1.5			7.1229 T20	
Eng. AKN	COL:blue, COL:white, Conn. nr. 4				7.1220 T22

				ENGINE
2.5 TDI	Diesel	120	05/03-05/05	BDG

Engine	Information	S10	T10	T20 - T23	T22 - T25
All engines	COL:grey, Conn. nr. 1, switch press. 0.9 bar, thread M10x1.0	7.0095			
All engines	COL:grey, Conn. nr. 1, spanner size 24, switch press. 0.75-1.05 bar, thread M10x1.0	7.0134			
All engines	bolted, Conn. nr. 2, spanner size 22, thread M14x1.5		7.6256		
All engines	Conn. nr. 4, thread M12x1.5			7.1229 T20	
All engines	COL:blue, Conn. nr. 4				7.1220 T22

				ENGINE
2.5 TDI 4motion	Diesel	110	11/00-05/05	AFB, AKN

Engine	Information	S10	T10	T20 - T23	T22 - T25
All engines	->ch. 3B-X-600 000, COL:grey, Conn. nr. 1, Exhaust Turbocharger, switch press. 0.9 bar, thread M10x1.0	7.0095			
Eng. AKN	COL:grey, Conn. nr. 1, spanner size 24, switch press. 0.75-1.05 bar, thread M10x1.0	7.0134			
Eng. AFB	ch. 3B-Y-000 001 ->	7.0135			
Eng. AFB	->ch. 3B-1-450 000		7.6099		
All engines	bolted, ch. 3B-1-450 001 ->, Conn. nr. 2, spanner size 22, thread M14x1.5		7.6256		
All engines	-> 01/04/02, Conn. nr. 4, thread M12x1.5			7.1126 T20	
Eng. AKN	01/05/02 ->, Conn. nr. 4, thread M12x1.5			7.1229 T20	
Eng. AKN	COL:blue, COL:white, Conn. nr. 4				7.1220 T22

				ENGINE
2.5 TDI 4motion	Diesel	132	01/03-05/05	BAU, BDH

Engine	Information	S10	T10	T20 - T23	T22 - T25
All engines	COL:grey, Conn. nr. 1, switch press. 0.9 bar, thread M10x1.0	7.0095			
All engines	COL:grey, Conn. nr. 1, spanner size 24, switch press. 0.75-1.05 bar, thread M10x1.0	7.0134			
All engines	bolted, Conn. nr. 2, spanner size 22, thread M14x1.5		7.6256		
All engines	Conn. nr. 4, thread M12x1.5			7.1229 T20	
All engines	COL:blue, Conn. nr. 4				7.1220 T22

				ENGINE
2.5 TDI Syncro/4motion	Diesel	110	12/98-11/00	AFB, AKN

Engine	Information	S10	T10	T20 - T23	T22 - T25
All engines	-> 01/04/99 ->ch. 3B-X-600 000, ->ch. 3BX600000, COL:grey, Conn. nr. 1, switch press. 0.9 bar, thread M10x1.0	7.0095			
All engines	->ch. 3BY000001, 01/05/99 ->, ch. 3B-Y-000 001 ->, ch. 3BY000001 ->, COL:black, Conn. nr. 1, switch press. 1.2-1.6 bar, thread M10x1.0	7.0135			
Eng. AKN	->ch. 3B-1-450 000		7.6099		
All engines	bolted, ch. 3B-1-450 001 ->, Conn. nr. 2, spanner size 22, thread M14x1.5		7.6256		
All engines	Conn. nr. 4, thread M12x1.5			7.1126 T20	

				ENGINE
2.8	Petrol	140	10/00->	BBG

Engine	Information	S10	T10	T20 - T23	T22 - T25
All engines	COL:black, Conn. nr. 1, switch press. 1.2-1.6 bar, thread M10x1.0	7.0135			

S10 OIL PRESSURE WARNING LIGHT SWITCH	T10 REVERSING LIGHT SWITCH	T20 BRAKE LIGHT SWITCH
T22 SWITCH CLUTCH CONTROL (CRUISE CONTROL)	T23 SWITCH BRAKE ACTUATION (ENGINE TIMING)	T25 SWITCH CLUTCH CONTROL (ENGINE CONTROL)

FUNCTIONS ON THE VEHICLE

Vehicle	alim.	kW	Date	Engine	 S10	 T10	 T20 - T23	 T22 - T25
---------	-------	----	------	--------	---	---	--	---

ENGINE				
2.8	Petrol	140	10/00->	BBG

Engine	Information	S10	T10	T20 - T23	T22 - T25
All engines	Conn. nr. 2, plugged		7.6195		
All engines	-> 01/04/02, -> 30/04/02, Conn. nr. 4, thread M12x1.5			7.1126 T20	
All engines	01/05/02 ->, Conn. nr. 4, thread M12x1.5			7.1229 T20	
All engines	COL:blue, COL:white, Conn. nr. 4				7.1220 T22

ENGINE				
2.8	Petrol	142	10/00-08/05	AMX, ATQ

Engine	Information	S10	T10	T20 - T23	T22 - T25
All engines	COL:black, Conn. nr. 1, switch press. 1.2-1.6 bar, thread M10x1.0	7.0135			
All engines	Conn. nr. 2, plugged		7.6195		
All engines	-> 30/04/02, Conn. nr. 4, thread M12x1.5			7.1126 T20	
All engines	01/05/02 ->, Conn. nr. 4, thread M12x1.5			7.1229 T20	
All engines	COL:blue, COL:white, Conn. nr. 4				7.1220 T22

ENGINE				
2.8 [CHN]	Petrol	140	09/01->	BBG

Engine	Information	S10	T10	T20 - T23	T22 - T25
All engines		7.0135			

ENGINE				
2.8 4motion	Petrol	140	10/00->	BBG

Engine	Information	S10	T10	T20 - T23	T22 - T25
All engines	COL:black, Conn. nr. 1, switch press. 1.2-1.6 bar, thread M10x1.0	7.0135			
All engines	Conn. nr. 2, plugged		7.6195		
All engines	-> 01/04/02, -> 30/04/02, Conn. nr. 4, thread M12x1.5			7.1126 T20	
All engines	01/05/02 ->, Conn. nr. 4, thread M12x1.5			7.1229 T20	
All engines	COL:blue, COL:white, Conn. nr. 4				7.1220 T22

ENGINE				
2.8 4motion	Petrol	142	11/00-05/05	AMX, ATQ

Engine	Information	S10	T10	T20 - T23	T22 - T25
All engines	COL:black, Conn. nr. 1, switch press. 1.2-1.6 bar, thread M10x1.0	7.0135			
All engines	Conn. nr. 2, plugged		7.6195		
All engines	-> 01/04/02, Conn. nr. 4, thread M12x1.5			7.1126 T20	
All engines	01/05/02 ->, Conn. nr. 4, thread M12x1.5			7.1229 T20	
All engines	COL:blue, COL:white, Conn. nr. 4				7.1220 T22

ENGINE				
2.8 Syncro	Petrol	132	05/97-09/99	AGE

Engine	Information	S10	T10	T20 - T23	T22 - T25
All engines	->ch. 3B-X-600 000	7.0046			
All engines	ch. 3B-Y-000 001 ->	7.0135			
All engines			7.6195		
All engines	pole nr. 2			7.1087 T20	
All engines	pole nr. 4			7.1126 T20	

ENGINE				
2.8 V6	Petrol	132	05/97-09/99	AGE

Engine	Information	S10	T10	T20 - T23	T22 - T25
All engines	-> 01/04/99, ->ch. 3BX600000, COL:black, Conn. nr. 1, spanner size 24, switch press. 1.2-1.6 bar, thread M10x1.0	7.0046			
All engines	01/05/99 ->, ch. 3BY000001 ->, COL:black, Conn. nr. 1, switch press. 1.2-1.6 bar, thread M10x1.0	7.0135			
All engines	Conn. nr. 2, man 5 speed, plugged		7.6195		
All engines	Conn. nr. 2, thread M12x1.5			7.1087 T20	
All engines	Conn. nr. 4, thread M12x1.5			7.1126 T20	

ENGINE				
2.8 V6	Petrol	140	09/99-11/00	ATX, BBG

Engine	Information	S10	T10	T20 - T23	T22 - T25
All engines	COL:black, Conn. nr. 1, switch press. 1.2-1.6 bar, thread M10x1.0	7.0135			
All engines	Conn. nr. 2, man 5 speed, plugged		7.6195		
Eng. ATX	Conn. nr. 2, thread M12x1.5			7.1087 T20	
All engines	+e-throttle, -> 30/04/02, Conn. nr. 4, thread M12x1.5			7.1126 T20	
Eng. BBG	01/05/02 ->			7.1229 T20	
All engines	COL:blue, COL:white, Conn. nr. 4				7.1220 T22

S10 OIL PRESSURE WARNING LIGHT SWITCH	T10 REVERSING LIGHT SWITCH	T20 BRAKE LIGHT SWITCH
T22 SWITCH CLUTCH CONTROL (CRUISE CONTROL)	T23 SWITCH BRAKE ACTUATION (ENGINE TIMING)	T25 SWITCH CLUTCH CONTROL (ENGINE CONTROL)

FUNCTIONS ON THE VEHICLE

Vehicle	alim.	kW	Date	Engine	 S10	 T10	 T20 - T23	 T22 - T25
---------	-------	----	------	--------	---	---	--	---

				ENGINE
2.8 V6	Petrol	142	08/96-11/00	ACK, APR, AQD

Engine	Information	S10	T10	T20 - T23	T22 - T25
All engines	-> 01/04/99, -> ch. 3B-X-600 000, -> ch. 3BX600000, COL:black, Conn. nr. 1, spanner size 24, switch press. 1.2-1.6 bar, thread M10x1.0	7.0046			
All engines	01/05/99 ->, ch. 3B-Y-000 001 ->, ch. 3BY000001 ->, COL:black, Conn. nr. 1, switch press. 1.2-1.6 bar, thread M10x1.0	7.0135			
All engines	Conn. nr. 2, plugged		7.6195		
Eng. APR, AQD	bolted, Conn. nr. 2, spanner size 22, t.tnr. EYZ, thread M14x1.5		7.6256		
All engines	Conn. nr. 2, pole nr. 2, thread M12x1.5			7.1087	T20
Eng. ACK, AQD	pole nr. 4			7.1126	T20

				ENGINE
2.8 V6 4motion	Petrol	140	09/99-11/00	ATX

Engine	Information	S10	T10	T20 - T23	T22 - T25
All engines	-> ch. 3B-X-600 000	7.0046			
All engines	ch. 3B-Y-000 001 ->	7.0135			
All engines			7.6195		
All engines	pole nr. 2			7.1087	T20
All engines	pole nr. 4			7.1126	T20

				ENGINE
2.8 V6 Syncro/4motion	Petrol	142	10/96-11/00	ACK, ALG, APR, AQD

Engine	Information	S10	T10	T20 - T23	T22 - T25
All engines	-> 01/04/99, -> ch. 3BX600000, COL:black, Conn. nr. 1, spanner size 24, switch press. 1.2-1.6 bar, thread M10x1.0	7.0046			
All engines	01/05/99 ->, ch. 3BY000001 ->, COL:black, Conn. nr. 1, switch press. 1.2-1.6 bar, thread M10x1.0	7.0135			
All engines	Conn. nr. 2, plugged		7.6195		
All engines	Conn. nr. 2, thread M12x1.5			7.1087	T20
All engines	Conn. nr. 4, thread M12x1.5			7.1126	T20

				ENGINE
4.0 W8 4motion	Petrol	202	09/01-09/04	BDN, BDP

Engine	Information	S10	T10	T20 - T23	T22 - T25
All engines	COL:black, Conn. nr. 1, switch press. 1.2-1.6 bar, thread M10x1.0	7.0135			
Eng. BDN	bolted, Conn. nr. 2, spanner size 22, thread M14x1.5		7.6256		
All engines	-> 01/04/02, Conn. nr. 4, thread M12x1.5			7.1126	T20
All engines	01/05/02 ->, Conn. nr. 4, thread M12x1.5			7.1229	T20
All engines	COL:blue, COL:white, Conn. nr. 4				7.1220 T22

				ENGINE
1.4 TSI	Petrol	118	11/12-12/14	CKMA, CTHD

Engine	Information	S10	T10	T20 - T23	T22 - T25
All engines	COL:green, Conn. nr. 1, switch press. 0.3-0.6 bar, thread M10x1	7.0196			
All engines	COL:black, Conn. nr. 2, thread M12x1.5, without adapter		7.6215		
All engines	COL:black, Conn. nr. 4			7.1232	T20
All engines					7.1311 T22

				ENGINE
1.4 TSI	Petrol	90	05/07-12/14	CAXA

Engine	Information	S10	T10	T20 - T23	T22 - T25
All engines	COL:green, Conn. nr. 1, spanner size 24, switch press. 0.3-0.6 bar, thread M10x1	7.0174			
All engines	COL:green, Conn. nr. 1, switch press. 0.3-0.6 bar, thread M10x1	7.0196			
All engines	COL:black, Conn. nr. 2, t.nr. GQM/GQP/GQQ/HNV/JCX, t.nr. GXV, thread M12x1.5, without adapter		7.6215		
All engines	COL:brown, Conn. nr. 2, t.nr. FVH/FXQ/GRF/GVV/GVT, t.nr. HDV/FUQ/JLU/HPB/JLR, t.nr. JYJ, without adapter		7.6266		
All engines	COL:black, Conn. nr. 4			7.1232	T20
All engines	-> ch. 3C-8E006 679, -> ch. 3C-8P003 034, ch. 3C-8-000 001 ->				7.1310 T22
All engines	-> ch. 3C-8-300 000, ch. 3C-8E006 680, 3C-8P003 035 ->, ch. 3C-9 000 001 ->				7.1311 T22
All engines					7.1311 T25

S10 OIL PRESSURE WARNING LIGHT SWITCH	T10 REVERSING LIGHT SWITCH	T20 BRAKE LIGHT SWITCH
T22 SWITCH CLUTCH CONTROL (CRUISE CONTROL)	T23 SWITCH BRAKE ACTUATION (ENGINE TIMING)	T25 SWITCH CLUTCH CONTROL (ENGINE CONTROL)

FUNCTIONS ON THE VEHICLE

Vehicle	alim.	kW	Date	Engine	 S10	 T10	 T20 - T23	 T22 - T25
---------	-------	----	------	--------	---	---	--	---

ENGINE				
1.4 TSI EcoFuel	Petrol/ Natural Gas (CNG)	110	01/09-12/14	CDGA

Engine	Information	S10	T10	T20 - T23	T22 - T25
All engines	COL:green, Conn. nr. 1, spanner size 24, switch press. 0.3-0.6 bar, thread M10x1	7.0174			
All engines	COL:green, Conn. nr. 1, switch press. 0.3-0.6 bar, thread M10x1	7.0196			
All engines	COL:black, Conn. nr. 2, t.nr. GQM/GQP/GQQ/HNV/JCX, t.nr. GXV, thread M12x1.5, without adapter		7.6215		
All engines	COL:brown, Conn. nr. 2, t.nr. FVH/FXQ/GRF/GVV/GVT, t.nr. HDV/FUQ/JLU/HPB/JLR, t.nr. JYJ, without adapter		7.6266		
All engines	COL:black, Conn. nr. 4			7.1232 T20	
All engines					7.1311 T22

ENGINE				
1.4 TSI MultiFuel	Petrol/ Ethanol	118	11/10-12/14	CKMA

Engine	Information	S10	T10	T20 - T23	T22 - T25
All engines	COL:green, Conn. nr. 1, switch press. 0.3-0.6 bar, thread M10x1	7.0196			
All engines	COL:black, Conn. nr. 2, thread M12x1.5, without adapter		7.6215		
All engines	COL:black, Conn. nr. 4			7.1232 T20	
All engines					7.1311 T22

ENGINE				
1.6	Petrol	75	05/05-11/10	BSE, BSF

Engine	Information	S10	T10	T20 - T23	T22 - T25
All engines	COL:black, Conn. nr. 1, switch press. 1.2-1.6 bar, thread M10x1.0	7.0135			
All engines	COL:black, Conn. nr. 2, t.nr. GQM/GQP/GQQ/HNV/JCX, t.nr. GXV, thread M12x1.5, without adapter		7.6215		
All engines	COL:brown, Conn. nr. 2, t.nr. FVH/FXQ/GRF/GVV/GVT, t.nr. HDV/FUQ/JLU/HPB/JLR, t.nr. JYJ, without adapter		7.6266		
All engines	COL:black, Conn. nr. 4			7.1232 T20	
All engines	->ch. 3C-8E006 679, ->ch. 3C-8P003 034, ch. 3C-8-000 001 ->				7.1310 T22
All engines	ch. 3C-8E006 680, 3C-8P003 035 ->				7.1311 T22

ENGINE				
1.6 FSI	Petrol	85	03/05-06/08	BLF

Engine	Information	S10	T10	T20 - T23	T22 - T25
All engines	COL:green, Conn. nr. 1, spanner size 24, switch press. 0.3-0.6 bar, thread M10x1	7.0174			
All engines	COL:black, Conn. nr. 2, t.nr. GQM/GQP/GQQ/HNV/JCX, t.nr. GXV, thread M12x1.5, without adapter		7.6215		
All engines	COL:brown, Conn. nr. 2, t.nr. FVH/FXQ/GRF/GVV/GVT, t.nr. HDV/FUQ/JLU/HPB/JLR, t.nr. JYJ, without adapter		7.6266		
All engines	COL:black, Conn. nr. 4			7.1232 T20	
All engines	->ch. 3C-8E006 679, ->ch. 3C-8P003 034, ch. 3C-8-000 001 ->				7.1310 T22
All engines	->ch. 3C-8-300 000, ch. 3C-8E006 680, 3C-8P003 035 ->, ch. 3C-9-000 001 ->				7.1311 T22

ENGINE				
1.6 TDI	Diesel	77	08/09-12/14	CAVC

Engine	Information	S10	T10	T20 - T23	T22 - T25
All engines	COL:green, Conn. nr. 1, spanner size 24, switch press. 0.3-0.6 bar, thread M10x1	7.0174			
All engines	COL:black, Conn. nr. 2, t.nr. GQM/GQP/GQQ/HNV/JCX, t.nr. GXV, thread M12x1.5, without adapter		7.6215		
All engines	COL:brown, Conn. nr. 2, t.nr. FVH/FXQ/GRF/GVV/GVT, t.nr. HDV/FUQ/JLU/HPB/JLR, t.nr. JYJ, without adapter		7.6266		
All engines	COL:black, Conn. nr. 4			7.1232 T20	
All engines					7.1311 T22

ENGINE				
1.8 TSI	Petrol	112	11/09-12/14	CDAB, CGYA

Engine	Information	S10	T10	T20 - T23	T22 - T25
Eng. CDAB	COL:brown, Conn. nr. 1, spanner size 24, switch press. 0.55-0.85 bar, thread M10x1.0	7.0132			
Eng. CGYA	COL:black, Conn. nr. 1, switch press. 1.2-1.6 bar, thread M10x1.0	7.0135			
Eng. CDAB	COL:blue, Conn. nr. 1, Conn. nr. 2, switch press. 2.15-2.95 bar, thread M10x1, thread M10x1.0	7.0192			
All engines	COL:black, Conn. nr. 2, t.nr. GQM/GQP/GQQ/HNV/JCX, t.nr. GXV, thread M12x1.5, without adapter		7.6215		
All engines	COL:brown, Conn. nr. 2, t.nr. FVH/FXQ/GRF/GVV/GVT, t.nr. HDV/FUQ/JLU/HPB/JLR, t.nr. JYJ, without adapter		7.6266		
All engines	COL:black, Conn. nr. 4			7.1232 T20	
All engines					7.1311 T22

S10 OIL PRESSURE WARNING LIGHT SWITCH	T10 REVERSING LIGHT SWITCH	T20 BRAKE LIGHT SWITCH
T22 SWITCH CLUTCH CONTROL (CRUISE CONTROL)	T23 SWITCH BRAKE ACTUATION (ENGINE TIMING)	T25 SWITCH CLUTCH CONTROL (ENGINE CONTROL)

FUNCTIONS ON THE VEHICLE

Vehicle	alim.	kW	Date	Engine	 S10	 T10	 T20 - T23	 T22 - T25
---------	-------	----	------	--------	---	---	--	---

1.8 TSI Petrol **118** 05/07-12/14 **ENGINE**
BZB, CDAA

Engine	Information	S10	T10	T20 - T23	T22 - T25
Eng. CDAA	COL:brown, Conn. nr. 1, spanner size 24, switch press. 0.55-0.85 bar, thread M10x1.0	7.0132			
All engines	COL:black, Conn. nr. 1, switch press. 1.2-1.6 bar, thread M10x1.0	7.0135			
Eng. CDAA	COL:blue, Conn. nr. 2, switch press. 2.15-2.95 bar, thread M10x1.0	7.0192			
All engines	COL:black, Conn. nr. 2, t.nr. GQM/GQP/GQQ/HNV/JCX, t.nr. GXV, thread M12x1.5, without adapter		7.6215		
All engines	COL:brown, Conn. nr. 2, t.nr. FVH/FXQ/GRF/GVV/GVT, t.nr. HDV/FUQ/JLU/HPB/JLR, t.nr. JYJ, without adapter		7.6266		
All engines	COL:black, Conn. nr. 4			7.1232 T20	
Eng. BZB	->ch. 3C-8E006 679, ->ch. 3C-8P003 034, ch. 3C-8-000 001 ->				7.1310 T22
All engines	->ch. 3C-8-300 000, ch. 3C-8E006 680, 3C-8P003 035 ->, ch. 3C-9-000 001 ->				7.1311 T22

1.8 TSI Petrol **125** 06/13-> **ENGINE**
CPKA, CPRA

Engine	Information	S10	T10	T20 - T23	T22 - T25
All engines	COL:brown	7.0132	7.6266		
All engines	COL:blue	7.0212			
All engines	COL:black		7.6215		
All engines				7.1232 T20	7.1309 T22

1.9 TDI Diesel **77** 03/05-11/10 **ENGINE**
BKC, BLS, BXE

Engine	Information	S10	T10	T20 - T23	T22 - T25
All engines	COL:brown, Conn. nr. 1, spanner size 24, switch press. 0.55-0.85 bar, thread M10x1.0	7.0132			
All engines	COL:black, Conn. nr. 2, t.nr. GQM/GQP/GQQ/HNV/JCX, t.nr. GXV, thread M12x1.5, without adapter		7.6215		
All engines	COL:brown, Conn. nr. 2, t.nr. FVH/FXQ/GRF/GVV/GVT, t.nr. HDV/FUQ/JLU/HPB/JLR, t.nr. JYJ, without adapter		7.6266		
All engines	COL:black, Conn. nr. 4			7.1232 T20	
All engines	->ch. 3C-8E006 679, ->ch. 3C-8P003 034, ch. 3C-8-000 001 ->				7.1310 T22
Eng. BLS, BXE	->ch. 3C-8-300 000, ch. 3C-8E006 680, 3C-8P003 035 ->, ch. 3C-9-000 001 ->				7.1311 T22

2.0 BlueTDI Diesel **105** 01/09-11/10 **ENGINE**
CBAC

Engine	Information	S10	T10	T20 - T23	T22 - T25
All engines	COL:brown, Conn. nr. 1, spanner size 24, switch press. 0.55-0.85 bar, thread M10x1.0	7.0132			
All engines	COL:black, Conn. nr. 2, t.nr. GQM/GQP/GQQ/HNV/JCX, t.nr. GXV, thread M12x1.5, without adapter		7.6215		
All engines	COL:brown, Conn. nr. 2, t.nr. FVH/FXQ/GRF/GVV/GVT, t.nr. HDV/FUQ/JLU/HPB/JLR, t.nr. JYJ, without adapter		7.6266		
All engines	COL:black, Conn. nr. 4			7.1232 T20	
All engines					7.1311 T22

2.0 FSI Petrol **110** 03/05-11/10 **ENGINE**
BLR, BLY, BVY, BVZ

Engine	Information	S10	T10	T20 - T23	T22 - T25
All engines	-> 01/10/05, COL:black, Conn. nr. 1, switch press. 1.2/1.6 bar, thread M10x1.0	7.0159			
All engines	01/11/05 ->, COL:black, Conn. nr. 2, switch press. 1.2-1.6 bar, thread M10x1.0	7.0168			
All engines	COL:black, Conn. nr. 2, t.nr. GQM/GQP/GQQ/HNV/JCX, t.nr. GXV, thread M12x1.5, without adapter		7.6215		
All engines	COL:brown, Conn. nr. 2, t.nr. FVH/FXQ/GRF/GVV/GVT, t.nr. HDV/FUQ/JLU/HPB/JLR, t.nr. JYJ, without adapter		7.6266		
All engines	COL:black, Conn. nr. 4			7.1232 T20	
All engines	->ch. 3C-8E006 679, ->ch. 3C-8P003 034, ch. 3C-8-000 001 ->				7.1310 T22
Eng. BVY, BVZ	->ch. 3C-8-300 000, ch. 3C-8E006 680, 3C-8P003 035 ->, ch. 3C-9-000 001 ->				7.1311 T22

2.0 FSI Petrol **125** 08/07-11/10 **ENGINE**
CCTB

Engine	Information	S10	T10	T20 - T23	T22 - T25
All engines		7.0135		7.1232 T20	
All engines	COL:black		7.6215		
All engines	COL:brown		7.6266		
All engines	->ch. 3C-8E006 679, ->ch. 3C-8P003 034, ch. 3C-8-000 001 ->				7.1310 T22
All engines	->ch. 3C-8-300 000, ch. 3C-8E006 680, 3C-8P003 035 ->, ch. 3C-9-000 001 ->				7.1311 T22

S10 OIL PRESSURE WARNING LIGHT SWITCH	T10 REVERSING LIGHT SWITCH	T20 BRAKE LIGHT SWITCH
T22 SWITCH CLUTCH CONTROL (CRUISE CONTROL)	T23 SWITCH BRAKE ACTUATION (ENGINE TIMING)	T25 SWITCH CLUTCH CONTROL (ENGINE CONTROL)

Vehicle	alim.	kW	Date	Engine	 S10	 T10	 T20 - T23	 T22 - T25
---------	-------	----	------	--------	---	---	--	---

ENGINE				
2.0 FSI	Petrol	147	07/05-11/10	AXX, BPY, BWA, CAWB, CBFA, CCTA, CCZA

Engine	Information	S10	T10	T20 - T23	T22 - T25
Eng. CCZA		7.0132			
Eng. CAWB, CBFA, CCTA	COL:black, Conn. nr. 1, switch press. 1.2-1.6 bar, thread M10x1.0	7.0135			
Eng. AXX, BPY, BWA	-> 01/10/05, ->ch. 3C-6-120 000, COL:black, Conn. nr. 1, switch press. 1.2/1.6 bar, thread M10x1.0	7.0159			
Eng. AXX, BPY, BWA	01/11/05 ->, ch. 3C-6-120 001 ->, COL:black, Conn. nr. 2, switch press. 1.2-1.6 bar, thread M10x1.0	7.0168			
All engines	COL:black, Conn. nr. 2, t.nr. GQM/GQP/GQQ/HNV/JCX, t.nr. GXV, thread M12x1.5, without adapter		7.6215		
All engines	COL:brown, Conn. nr. 2, t.nr. FVH/FXQ/GRF/GVV/GVT, t.nr. HDV/FUQ/JLU/HPB/JLR, t.nr. JLY, without adapter		7.6266		
All engines	COL:black, Conn. nr. 4			7.1232	T20
Eng. AXX, BPY, BWA, CAWB, CBFA, CCTA	->ch. 3C-8E006 679, ->ch. 3C-8P003 034, ch. 3C-8-000 001 ->				7.1310 T22
Eng. BPY, CAWB, CBFA, CCTA, CCZA	->ch. 3C-8-300 000, ch. 3C-8E006 680, 3C-8P003 035 ->, ch. 3C-9-000 001 ->				7.1311 T22

ENGINE				
2.0 FSI 4motion	Petrol	110	09/05-11/10	BLX, BLY, BVX

Engine	Information	S10	T10	T20 - T23	T22 - T25
All engines	-> 01/10/05, COL:black, Conn. nr. 1, switch press. 1.2/1.6 bar, thread M10x1.0	7.0159			
All engines	01/11/05 ->, COL:black, Conn. nr. 2, switch press. 1.2-1.6 bar, thread M10x1.0	7.0168			
All engines	COL:black, Conn. nr. 2, t.nr. GQM/GQP/GQQ/HNV/JCX, t.nr. GXV, thread M12x1.5, without adapter		7.6215		
All engines	COL:brown, Conn. nr. 2, t.nr. FVH/FXQ/GRF/GVV/GVT, t.nr. HDV/FUQ/JLU/HPB/JLR, t.nr. JLY, without adapter		7.6266		
All engines	COL:black, Conn. nr. 4			7.1232	T20
All engines	->ch. 3C-8E006 679, ->ch. 3C-8P003 034, ch. 3C-8-000 001 ->				7.1310 T22
Eng. BVX	ch. 3C-8E006 680, 3C-8P003 035 ->				7.1311 T22

ENGINE				
2.0 TDI	Diesel	100	03/05-12/14	BMA, CBAA, CFFA

Engine	Information	S10	T10	T20 - T23	T22 - T25
Eng. BMA, CBAA	COL:brown, Conn. nr. 1, spanner size 24, switch press. 0.55-0.85 bar, thread M10x1.0	7.0132			
Eng. CFFA	COL:green, Conn. nr. 1, spanner size 24, switch press. 0.3-0.6 bar, thread M10x1	7.0174			
All engines	COL:black, Conn. nr. 2, t.nr. GQM/GQP/GQQ/HNV/JCX, t.nr. GXV, thread M12x1.5, without adapter		7.6215		
All engines	COL:brown, Conn. nr. 2, t.nr. FVH/FXQ/GRF/GVV/GVT, t.nr. HDV/FUQ/JLU/HPB/JLR, t.nr. JLY, without adapter		7.6266		
All engines	COL:black, Conn. nr. 4			7.1232	T20
Eng. BMA, CBAA	->ch. 3C-8E006 679, ->ch. 3C-8P003 034, ch. 3C-8-000 001 ->				7.1310 T22
All engines	->ch. 3C-8-300 000, ch. 3C-8E006 680, 3C-8P003 035 ->, ch. 3C-9-000 001 ->				7.1311 T22

ENGINE				
2.0 TDI	Diesel	103	03/05->	BMP, CFFB, CKRA

Engine	Information	S10	T10	T20 - T23	T22 - T25
Eng. BMP	COL:brown, Conn. nr. 1, spanner size 24, switch press. 0.55-0.85 bar, thread M10x1.0	7.0132			
Eng. CFFB, CKRA		7.0139			7.1309 T22
Eng. CFFB	COL:green, Conn. nr. 1, spanner size 24, switch press. 0.3-0.6 bar, thread M10x1	7.0174			
All engines	COL:black, Conn. nr. 2, t.nr. GQM/GQP/GQQ/HNV/JCX, t.nr. GXV, thread M12x1.5, without adapter		7.6215		
All engines	COL:brown, Conn. nr. 2, t.nr. FVH/FXQ/GRF/GVV/GVT, t.nr. HDV/FUQ/JLU/HPB/JLR, t.nr. JLY, without adapter		7.6266		
All engines	COL:black, Conn. nr. 4			7.1232	T20
Eng. BMP	->ch. 3C-8E006 679, ->ch. 3C-8P003 034, ch. 3C-8-000 001 ->				7.1310 T22
Eng. BMP, CFFB	->ch. 3C-8-300 000, ch. 3C-8E006 680, 3C-8P003 035 ->, ch. 3C-9-000 001 ->				7.1311 T22

ENGINE				
2.0 TDI	Diesel	110	06/14->	CVCA

Engine	Information	S10	T10	T20 - T23	T22 - T25
All engines	COL:black		7.6215		
All engines	COL:brown		7.6266		
All engines				7.1232	T20 7.1309 T22

S10 OIL PRESSURE WARNING LIGHT SWITCH	T10 REVERSING LIGHT SWITCH	T20 BRAKE LIGHT SWITCH
T22 SWITCH CLUTCH CONTROL (CRUISE CONTROL)	T23 SWITCH BRAKE ACTUATION (ENGINE TIMING)	T25 SWITCH CLUTCH CONTROL (ENGINE CONTROL)

FUNCTIONS ON THE VEHICLE

Vehicle	alim.	kW	Date	Engine	 S10	 T10	 T20 - T23	 T22 - T25
---------	-------	----	------	--------	---	---	--	---

				ENGINE
2.0 TDI	Diesel	120	08/05-05/09	BUZ

Engine	Information	S10	T10	T20 - T23	T22 - T25
All engines	COL:brown, Conn. nr. 1, spanner size 24, switch press. 0.55-0.85 bar, thread M10x1.0	7.0132			
All engines	COL:black, Conn. nr. 2, t.nr. GQM/GQP/GQO/HNV, t.nr. JCX/GXV/JDX, thread M12x1.5, without adapter		7.6215		
All engines	COL:brown, Conn. nr. 2, t.nr. FVH/FXQ/GRF/GVV/GVT, t.nr. HDV/FUQ/JLU/HPB/JLR, t.nr. JYJ, without adapter		7.6266		
All engines	COL:black, Conn. nr. 4			7.1232 T20	
All engines	->ch. 3C-8E006 679, ->ch. 3C-8P003 034, ch. 3C-8-000 001 ->				7.1310 T22
All engines	->ch. 3C-8-300 000, ch. 3C-8E006 680, 3C-8P003 035 ->, ch. 3C-9-000 001 ->				7.1311 T22

				ENGINE
2.0 TDI	Diesel	125	08/05-12/14	BMR, CBBB, CFGB, CLLA

Engine	Information	S10	T10	T20 - T23	T22 - T25
Eng. BMR, CBBB	COL:brown, Conn. nr. 1, spanner size 24, switch press. 0.55-0.85 bar, thread M10x1.0	7.0132			
Eng. CFGB, CLLA	COL:green, Conn. nr. 1, spanner size 24, switch press. 0.3-0.6 bar, thread M10x1	7.0174			
All engines	COL:black, Conn. nr. 2, t.nr. GQM/GQP/GQO/HNV/JCX, t.nr. GXV, thread M12x1.5, without adapter		7.6215		
All engines	COL:brown, Conn. nr. 2, t.nr. FVH/FXQ/GRF/GVV/GVT, t.nr. HDV/FUQ/JLU/HPB/JLR, t.nr. JYJ, without adapter		7.6266		
All engines	COL:black, Conn. nr. 4			7.1232 T20	
Eng. BMR	->ch. 3C-8E006 679, ->ch. 3C-8P003 034, ch. 3C-8-000 001 ->				7.1310 T22
All engines	->ch. 3C-8-300 000, ch. 3C-8E006 680, 3C-8P003 035 ->, ch. 3C-9-000 001 ->				7.1311 T22

				ENGINE
2.0 TDI	Diesel	130	12/12-12/14	CFGC

Engine	Information	S10	T10	T20 - T23	T22 - T25
All engines	COL:green, Conn. nr. 1, spanner size 24, switch press. 0.3-0.6 bar, thread M10x1	7.0174			
All engines	COL:black		7.6215		
All engines	COL:brown		7.6266		
All engines	COL:black, Conn. nr. 4			7.1232 T20	
All engines					7.1311 T22

				ENGINE
2.0 TDI	Diesel	81	11/08-11/10	CBDC

Engine	Information	S10	T10	T20 - T23	T22 - T25
All engines	COL:brown, Conn. nr. 1, spanner size 24, switch press. 0.55-0.85 bar, thread M10x1.0	7.0132			
All engines	COL:black, Conn. nr. 2, t.nr. GQM/GQP/GQO/HNV/JCX, t.nr. GXV, thread M12x1.5, without adapter		7.6215		
All engines	COL:brown, Conn. nr. 2, t.nr. FVH/FXQ/GRF/GVV/GVT, t.nr. HDV/FUQ/JLU/HPB/JLR, t.nr. JYJ, without adapter		7.6266		
All engines	COL:black, Conn. nr. 4			7.1232 T20	
All engines					7.1311 T22

				ENGINE
2.0 TDI	Diesel	88	11/05-05/07	BWV

Engine	Information	S10	T10	T20 - T23	T22 - T25
All engines	COL:brown, Conn. nr. 1, spanner size 24, switch press. 0.55-0.85 bar, thread M10x1.0	7.0132			
All engines	COL:black, Conn. nr. 2, t.nr. GQM/GQP/GQO/HNV/JCX, t.nr. GXV, thread M12x1.5, without adapter		7.6215		
All engines	COL:brown, Conn. nr. 2, t.nr. FVH/FXQ/GRF/GVV/GVT, t.nr. HDV/FUQ/JLU/HPB/JLR, t.nr. JYJ, without adapter		7.6266		
All engines	COL:black, Conn. nr. 4			7.1232 T20	
All engines					7.1310 T22

				ENGINE
2.0 TDI	Diesel	90	08/05-07/06	BVE

Engine	Information	S10	T10	T20 - T23	T22 - T25
All engines	COL:brown, Conn. nr. 1, spanner size 24, switch press. 0.55-0.85 bar, thread M10x1.0	7.0132			
All engines	COL:black, Conn. nr. 2, t.nr. GQM/GQP/GQO/HNV/JCX, t.nr. GXV, thread M12x1.5, without adapter		7.6215		
All engines	COL:brown, Conn. nr. 2, t.nr. FVH/FXQ/GRF/GVV/GVT, t.nr. HDV/FUQ/JLU/HPB/JLR, t.nr. JYJ, without adapter		7.6266		
All engines	COL:black, Conn. nr. 4			7.1232 T20	
All engines					7.1310 T22

S10	OIL PRESSURE WARNING LIGHT SWITCH	T10	REVERSING LIGHT SWITCH	T20	BRAKE LIGHT SWITCH
T22	SWITCH CLUTCH CONTROL (CRUISE CONTROL)	T23	SWITCH BRAKE ACTUATION (ENGINE TIMING)	T25	SWITCH CLUTCH CONTROL (ENGINE CONTROL)

FUNCTIONS ON THE VEHICLE

Vehicle	alim.	kW	Date	Engine	 S10	 T10	 T20 - T23	 T22 - T25
---------	-------	----	------	--------	---	---	--	---

ENGINE				
2.0 TDI 16V	Diesel	103	03/05-11/10	BKP, CBAB

Engine	Information	S10	T10	T20 - T23	T22 - T25
All engines	COL:brown, Conn. nr. 1, spanner size 24, switch press. 0.55-0.85 bar, thread M10x1.0	7.0132			
All engines	COL:black, Conn. nr. 2, t.nr. GQM/GQP/GQQ/HNV/JCX, t.nr. GXV, thread M12x1.5, without adapter		7.6215		
All engines	COL:brown, Conn. nr. 2, t.nr. FVH/FXQ/GRF/GVV/GVT, t.nr. HDV/FUQ/JLU/HPB/JLR, t.nr. JYJ, without adapter		7.6266		
All engines	COL:black, Conn. nr. 4			7.1232 T20	
All engines	->ch. 3C-8E006 679, ->ch. 3C-8P003 034, ch. 3C-8-000 001 ->				7.1310 T22
All engines	->ch. 3C-8-300 000, ch. 3C-8E006 680, 3C-8P003 035 ->, ch. 3C-9-000 001 ->				7.1311 T22

ENGINE				
2.0 TDI 16V 4motion	Diesel	103	03/05-11/10	BKP, CBAB

Engine	Information	S10	T10	T20 - T23	T22 - T25
All engines	COL:brown, Conn. nr. 1, spanner size 24, switch press. 0.55-0.85 bar, thread M10x1.0	7.0132			
All engines	COL:black, Conn. nr. 2, t.nr. GQM/GQP/GQQ/HNV/JCX, t.nr. GXV, thread M12x1.5, without adapter		7.6215		
All engines	COL:brown, Conn. nr. 2, t.nr. FVH/FXQ/GRF/GVV/GVT, t.nr. HDV/FUQ/JLU/HPB/JLR, t.nr. JYJ, without adapter		7.6266		
All engines	COL:black, Conn. nr. 4			7.1232 T20	
All engines	->ch. 3C-8E006 679, ->ch. 3C-8P003 034, ch. 3C-8-000 001 ->				7.1310 T22
All engines	->ch. 3C-8-300 000, ch. 3C-8E006 680, 3C-8P003 035 ->, ch. 3C-9-000 001 ->				7.1311 T22

ENGINE				
2.0 TDI 4motion	Diesel	103	03/05-12/14	BMP, CFFB

Engine	Information	S10	T10	T20 - T23	T22 - T25
Eng. BMP	COL:brown, Conn. nr. 1, spanner size 24, switch press. 0.55-0.85 bar, thread M10x1.0	7.0132			
Eng. CFFB	COL:green, Conn. nr. 1, spanner size 24, switch press. 0.3-0.6 bar, thread M10x1	7.0174			
All engines	COL:black, Conn. nr. 2, t.nr. GQM/GQP/GQQ/HNV/JCX, t.nr. GXV, thread M12x1.5, without adapter		7.6215		
All engines	COL:brown, Conn. nr. 2, t.nr. FVH/FXQ/GRF/GVV/GVT, t.nr. HDV/FUQ/JLU/HPB/JLR, t.nr. JYJ, without adapter		7.6266		
All engines	COL:black, Conn. nr. 4			7.1232 T20	
Eng. BMP	->ch. 3C-8E006 679, ->ch. 3C-8P003 034, ch. 3C-8-000 001 ->				7.1310 T22
All engines	->ch. 3C-8-300 000, ch. 3C-8E006 680, 3C-8P003 035 ->, ch. 3C-9-000 001 ->				7.1311 T22

ENGINE				
2.0 TDI 4motion	Diesel	125	05/09-12/14	CBBB, CFGB

Engine	Information	S10	T10	T20 - T23	T22 - T25
Eng. CBBB	COL:brown, Conn. nr. 1, spanner size 24, switch press. 0.55-0.85 bar, thread M10x1.0	7.0132			
Eng. CFGB	COL:green, Conn. nr. 1, spanner size 24, switch press. 0.3-0.6 bar, thread M10x1	7.0174			
Eng. CFGB	COL:black		7.6215		
Eng. CFGB	COL:brown		7.6266		
All engines	COL:black, Conn. nr. 4			7.1232 T20	
All engines					7.1311 T22

ENGINE				
2.0 TDI 4motion	Diesel	130	01/13-12/14	CFGC

Engine	Information	S10	T10	T20 - T23	T22 - T25
All engines	COL:green, Conn. nr. 1, spanner size 24, switch press. 0.3-0.6 bar, thread M10x1	7.0174			
All engines	COL:black		7.6215		
All engines	COL:brown		7.6266		
All engines	COL:black, Conn. nr. 4			7.1232 T20	

ENGINE				
2.0 TSI	Petrol	155	11/10-12/14	CCZB

Engine	Information	S10	T10	T20 - T23	T22 - T25
All engines	COL:brown, Conn. nr. 1, spanner size 24, switch press. 0.55-0.85 bar, thread M10x1.0	7.0132			
All engines	COL:blue, Conn. nr. 2, switch press. 2.15-2.95 bar, thread M10x1.0	7.0192			
All engines	COL:black		7.6215		
All engines	COL:brown		7.6266		
All engines	COL:black, Conn. nr. 4			7.1232 T20	
All engines					7.1311 T22

S10 OIL PRESSURE WARNING LIGHT SWITCH	T10 REVERSING LIGHT SWITCH	T20 BRAKE LIGHT SWITCH
T22 SWITCH CLUTCH CONTROL (CRUISE CONTROL)	T23 SWITCH BRAKE ACTUATION (ENGINE TIMING)	T25 SWITCH CLUTCH CONTROL (ENGINE CONTROL)

FUNCTIONS ON THE VEHICLE

Vehicle	alim.	kW	Date	Engine	 S10	 T10	 T20 - T23	 T22 - T25
---------	-------	----	------	--------	---	---	--	---

				ENGINE
2.0 TSI 4motion	Petrol	155	01/12-12/14	CCZB

Engine	Information	S10	T10	T20 - T23	T22 - T25
All engines	COL:brown, Conn. nr. 1, spanner size 24, switch press. 0.55-0.85 bar, thread M10x1.0	7.0132			
All engines	COL:blue, Conn. nr. 2, switch press. 2.15-2.95 bar, thread M10x1.0	7.0192			
All engines	COL:black		7.6215		
All engines	COL:brown		7.6266		
All engines	COL:black, Conn. nr. 4			7.1232 T20	

				ENGINE
2.5 SRE	Petrol	125	01/11->	CBTA, CBUA, CCA

Engine	Information	S10	T10	T20 - T23	T22 - T25
All engines	COL:brown	7.0132	7.6266		
All engines	COL:black	7.0168	7.6215		
All engines	COL:blue	7.0192			
All engines				7.1232 T20	7.1309 T22

				ENGINE
3.2 FSI 4motion	Petrol	184	11/05-11/10	AXZ

Engine	Information	S10	T10	T20 - T23	T22 - T25
All engines	COL:grey, Conn. nr. 1, spanner size 24, switch press. 0.75-1.05 bar, thread M10x1.0	7.0134			
All engines	COL:black, Conn. nr. 4			7.1232 T20	
All engines	->ch. 3C-8E006 679, ->ch. 3C-8P003 034, ch. 3C-8-000 001 ->				7.1310 T22
All engines	->ch. 3C-8-300 000, ch. 3C-8E006 680, 3C-8P003 035 ->, ch. 3C-9-000 001 ->				7.1311 T22

				ENGINE
3.6 FSI	Petrol	206	06/05->	BLV, CDVB

Engine	Information	S10	T10	T20 - T23	T22 - T25
All engines		7.0134		7.1232 T20	
All engines	COL:black		7.6215		
All engines	COL:brown		7.6266		
Eng. CDVB					7.1309 T22
Eng. BLV	->ch. 3C-8E006 679, ->ch. 3C-8P003 034, ch. 3C-8-000 001 ->				7.1310 T22
Eng. BLV	->ch. 3C-8-300 000, ch. 3C-8E006 680, 3C-8P003 035 ->, ch. 3C-9-000 001 ->				7.1311 T22

				ENGINE
3.6 FSI 4motion	Petrol	206	09/05-11/10	BLV

Engine	Information	S10	T10	T20 - T23	T22 - T25
All engines		7.0134		7.1232 T20	
All engines	COL:black		7.6215		
All engines	COL:brown		7.6266		
All engines	->ch. 3C-8E006 679, ->ch. 3C-8P003 034, ch. 3C-8-000 001 ->				7.1310 T22
All engines	->ch. 3C-8-300 000, ch. 3C-8E006 680, 3C-8P003 035 ->, ch. 3C-9-000 001 ->				7.1311 T22

				ENGINE
3.6 FSI 4motion	Petrol	220	01/11-12/14	BWS

Engine	Information	S10	T10	T20 - T23	T22 - T25
All engines	COL:grey, Conn. nr. 1, switch press. 0.75-1.05 bar, thread M10x1.0	7.0134			
All engines	COL:black		7.6215		
All engines	COL:brown		7.6266		
All engines	COL:black, Conn. nr. 4			7.1232 T20	

				ENGINE
3.6 R36 4motion	Petrol	220	04/07-11/10	BWS

Engine	Information	S10	T10	T20 - T23	T22 - T25
All engines	COL:grey, Conn. nr. 1, switch press. 0.75-1.05 bar, thread M10x1.0	7.0134			
All engines	COL:black, Conn. nr. 4			7.1232 T20	

PASSAT VI

				ENGINE
1.4 GTE Hybrid	Petrol/ Electro	115	06/15->	CUKC

Engine	Information	S10	T10	T20 - T23	T22 - T25
All engines	COL:green, Conn. nr. 1, spanner size 24, switch press. 0.3-0.6 bar, thread M10x1	7.0174			
All engines	COL:blue, Conn. nr. 2, switch press. 2.15-2.95 bar, thread M10x1.0	7.0192			

S10 OIL PRESSURE WARNING LIGHT SWITCH	T10 REVERSING LIGHT SWITCH	T20 BRAKE LIGHT SWITCH
T22 SWITCH CLUTCH CONTROL (CRUISE CONTROL)	T23 SWITCH BRAKE ACTUATION (ENGINE TIMING)	T25 SWITCH CLUTCH CONTROL (ENGINE CONTROL)

FUNCTIONS ON THE VEHICLE

Vehicle	alim.	kW	Date	Engine	 S10	 T10	 T20 - T23	 T22 - T25
---------	-------	----	------	--------	---	---	--	---

PASSAT VI

				ENGINE
1.4 GTE Hybrid	Petrol/ Electro	115	06/15->	CUKC

Engine	Information	S10	T10	T20 - T23	T22 - T25
All engines	COL:black		7.6215		
All engines	COL:brown		7.6266		
All engines	COL:black, Conn. nr. 4			7.1232	T20

				ENGINE
1.4 TSI	Petrol	110	11/14->	CZDA, CZEA

Engine	Information	S10	T10	T20 - T23	T22 - T25
All engines	COL:green, Conn. nr. 1, spanner size 24, switch press. 0.3-0.6 bar, thread M10x1	7.0174			
All engines	COL:blue, Conn. nr. 2, switch press. 2.15-2.95 bar, thread M10x1.0	7.0192			
All engines	COL:black, Conn. nr. 2, thread M12x1.5, without adapter		7.6215		
All engines	COL:black, Conn. nr. 4			7.1232	T20

				ENGINE
1.4 TSI	Petrol	92	11/14->	CZCA

Engine	Information	S10	T10	T20 - T23	T22 - T25
All engines	COL:green, Conn. nr. 1, spanner size 24, switch press. 0.3-0.6 bar, thread M10x1	7.0174			
All engines	COL:blue, Conn. nr. 2, switch press. 2.15-2.95 bar, thread M10x1.0	7.0192			
All engines	COL:brown, Conn. nr. 2, without adapter		7.6266		
All engines	COL:black, Conn. nr. 4			7.1232	T20

				ENGINE
1.4 TSI 4motion	Petrol	110	02/15->	CZEA

Engine	Information	S10	T10	T20 - T23	T22 - T25
All engines	COL:green, Conn. nr. 1, spanner size 24, switch press. 0.3-0.6 bar, thread M10x1	7.0174			
All engines	COL:blue, Conn. nr. 2, switch press. 2.15-2.95 bar, thread M10x1.0	7.0192			
All engines	COL:brown, Conn. nr. 2, without adapter		7.6266		
All engines	COL:black, Conn. nr. 4			7.1232	T20

				ENGINE
1.6 TDI	Diesel	88	08/14->	DCXA, DCZA

Engine	Information	S10	T10	T20 - T23	T22 - T25
All engines	COL:black, Conn. nr. 2, thread M12x1.5, without adapter		7.6215		
All engines	COL:black, Conn. nr. 4			7.1232	T20

				ENGINE
1.8 TSI	Petrol	132	02/15->	CJSA, CJSC

Engine	Information	S10	T10	T20 - T23	T22 - T25
All engines	COL:brown, Conn. nr. 1, spanner size 24, switch press. 0.55-0.85 bar, thread M10x1.0	7.0132			
All engines	COL:blue, Conn. nr. 1, switch press. 2.15-2.95 bar, thread M10x1	7.0192			
All engines	COL:black, Conn. nr. 2, t.tnr. PHG/PVN/QWX/QXA/QXC, t.tnr. QXE, thread M12x1.5, without adapter		7.6215		
All engines	COL:brown, Conn. nr. 2, t.tnr. QUZ/QEY/QFZ/QTP/QTQ, t.tnr. RGY/RKP, without adapter		7.6266		
All engines	COL:black, Conn. nr. 4			7.1232	T20

				ENGINE
2.0 TDI	Diesel	110	11/14->	CRLB, DBGA, DFGA

Engine	Information	S10	T10	T20 - T23	T22 - T25
All engines	COL:brown, Conn. nr. 2, without adapter		7.6266		
All engines	COL:black, Conn. nr. 4			7.1232	T20

				ENGINE
2.0 TDI	Diesel	130	11/14->	CRGA

Engine	Information	S10	T10	T20 - T23	T22 - T25
All engines	COL:black		7.6215		
All engines	COL:brown		7.6266		
All engines				7.1232	T20

				ENGINE
2.0 TDI	Diesel	135	07/15->	CUPA

Engine	Information	S10	T10	T20 - T23	T22 - T25
All engines	COL:black		7.6215		
All engines	COL:brown		7.6266		
All engines	COL:black, Conn. nr. 4			7.1232	T20

S10 OIL PRESSURE WARNING LIGHT SWITCH	T10 REVERSING LIGHT SWITCH	T20 BRAKE LIGHT SWITCH
T22 SWITCH CLUTCH CONTROL (CRUISE CONTROL)	T23 SWITCH BRAKE ACTUATION (ENGINE TIMING)	T25 SWITCH CLUTCH CONTROL (ENGINE CONTROL)

FUNCTIONS ON THE VEHICLE

Vehicle	alim.	kW	Date	Engine	 S10	 T10	 T20 - T23	 T22 - T25
---------	-------	----	------	--------	---	---	--	---

ENGINE				
2.0 TDI	Diesel	140	11/14->	DDAA, DFCA, DFHA

Engine	Information	S10	T10	T20 - T23	T22 - T25
Eng. DDAA, DFCA	COL:black		7.6215		
Eng. DDAA, DFCA	COL:brown		7.6266		
All engines	COL:black, Conn. nr. 4			7.1232	T20

ENGINE				
2.0 TDI	Diesel	81	11/14->	CRLD, DBGB

Engine	Information	S10	T10	T20 - T23	T22 - T25
All engines	COL:black		7.6215		
All engines	COL:brown		7.6266		
All engines				7.1232	T20

ENGINE				
2.0 TDI 4motion	Diesel	110	02/15->	CRLB, DFEA

Engine	Information	S10	T10	T20 - T23	T22 - T25
Eng. DFEA	COL:black		7.6215		
All engines	COL:brown, Conn. nr. 2, without adapter		7.6266		
All engines	COL:black, Conn. nr. 4			7.1232	T20

ENGINE				
2.0 TDI 4motion	Diesel	135	07/15->	CUPA

Engine	Information	S10	T10	T20 - T23	T22 - T25
All engines	COL:black		7.6215		
All engines	COL:brown		7.6266		
All engines	COL:black, Conn. nr. 4			7.1232	T20

ENGINE				
2.0 TDI 4motion	Diesel	140	11/14->	DDAA, DFCA, DFHA

Engine	Information	S10	T10	T20 - T23	T22 - T25
Eng. DDAA, DFCA	COL:black		7.6215		
Eng. DDAA, DFCA	COL:brown		7.6266		
All engines	COL:black, Conn. nr. 4			7.1232	T20

ENGINE				
2.0 TDI 4motion	Diesel	176	08/14->	CUAA

Engine	Information	S10	T10	T20 - T23	T22 - T25
All engines	COL:black		7.6215		
All engines	COL:brown		7.6266		
All engines	COL:black, Conn. nr. 4			7.1232	T20

ENGINE				
2.0 TSI	Petrol	162	02/15->	CHHB, CXDA

Engine	Information	S10	T10	T20 - T23	T22 - T25
All engines	COL:brown, Conn. nr. 1, spanner size 24, switch press. 0.55-0.85 bar, thread M10x1.0	7.0132			
All engines	COL:blue, Conn. nr. 1, switch press. 2.15-2.95 bar, thread M10x1	7.0192			
All engines	COL:black		7.6215		
All engines	COL:brown		7.6266		
All engines	COL:black, Conn. nr. 4			7.1232	T20

ENGINE				
2.0 TSI 4motion	Petrol	162	07/15->	CHHB

Engine	Information	S10	T10	T20 - T23	T22 - T25
All engines	COL:brown, Conn. nr. 1, spanner size 24, switch press. 0.55-0.85 bar, thread M10x1.0	7.0132			
All engines	COL:blue, Conn. nr. 1, switch press. 2.15-2.95 bar, thread M10x1	7.0192			
All engines	COL:black		7.6215		
All engines	COL:brown		7.6266		
All engines	COL:black, Conn. nr. 4			7.1232	T20

ENGINE				
2.0 TSI 4motion	Petrol	206	05/15->	CJXA

Engine	Information	S10	T10	T20 - T23	T22 - T25
All engines	COL:brown, Conn. nr. 1, spanner size 24, switch press. 0.55-0.85 bar, thread M10x1.0	7.0132			
All engines	COL:blue, Conn. nr. 1, switch press. 2.15-2.95 bar, thread M10x1	7.0192			
All engines	COL:black		7.6215		
All engines	COL:brown		7.6266		
All engines	COL:black, Conn. nr. 4			7.1232	T20

S10 OIL PRESSURE WARNING LIGHT SWITCH	T10 REVERSING LIGHT SWITCH	T20 BRAKE LIGHT SWITCH
T22 SWITCH CLUTCH CONTROL (CRUISE CONTROL)	T23 SWITCH BRAKE ACTUATION (ENGINE TIMING)	T25 SWITCH CLUTCH CONTROL (ENGINE CONTROL)

FUNCTIONS ON THE VEHICLE

Vehicle	alim.	kW	Date	Engine	 S10	 T10	 T20 - T23	 T22 - T25
---------	-------	----	------	--------	---	---	--	---

PHAETON

				ENGINE
3.0 V6 FSI 4motion	Petrol	184	11/11->	CPFA

Engine	Information	S10	T10	T20 - T23	T22 - T25
All engines		7.0171			

				ENGINE
3.0 V6 TDI 4motion	Diesel	165	09/04-05/07	BMK

Engine	Information	S10	T10	T20 - T23	T22 - T25
All engines	COL:grey, Conn. nr. 1, spanner size 24, switch press. 0.75-1.05 bar, thread M10x1.0	7.0134			
All engines		7.0135			
All engines	Conn. nr. 4, thread M12x1.5			7.1229 T20	

				ENGINE
3.0 V6 TDI 4motion	Diesel	171	06/07-11/08	CARA

Engine	Information	S10	T10	T20 - T23	T22 - T25
All engines	COL:grey, Conn. nr. 1, spanner size 24, switch press. 0.75-1.05 bar, thread M10x1.0	7.0134			
All engines	Conn. nr. 4, thread M12x1.5			7.1229 T20	

				ENGINE
3.0 V6 TDI 4motion	Diesel	176	11/08-03/16	CARB, CEXA

Engine	Information	S10	T10	T20 - T23	T22 - T25
All engines	COL:grey, Conn. nr. 1, spanner size 24, switch press. 0.75-1.05 bar, thread M10x1.0	7.0134			
All engines	Conn. nr. 4, thread M12x1.5			7.1229 T20	

				ENGINE
3.0 V6 TDI 4motion	Diesel	180	11/13-03/16	CEXB

Engine	Information	S10	T10	T20 - T23	T22 - T25
All engines	COL:grey, Conn. nr. 1, spanner size 24, switch press. 0.75-1.05 bar, thread M10x1.0	7.0134			
All engines	COL:green, Conn. nr. 2, switch press. 2.0/2.5 bar	7.0190			

				ENGINE
3.2 V6	Petrol	177	04/02-05/05	AYT, BKL

Engine	Information	S10	T10	T20 - T23	T22 - T25
All engines	COL:black, Conn. nr. 1, switch press. 1.2-1.6 bar, thread M10x1.0	7.0135			
All engines	bolted, Conn. nr. 2, spanner size 22, thread M14x1.5		7.6256		
All engines	Conn. nr. 4, thread M12x1.5			7.1229 T20	
All engines					7.1220 T22

				ENGINE
3.2 V6 4motion	Petrol	177	02/04-11/08	BKL, BRK

Engine	Information	S10	T10	T20 - T23	T22 - T25
All engines	COL:black, Conn. nr. 1, switch press. 1.2-1.6 bar, thread M10x1.0	7.0135			
All engines	Conn. nr. 4, thread M12x1.5			7.1229 T20	
Eng. BKL					7.1220 T22

				ENGINE
3.6 V6 4motion	Petrol	206	11/08-03/16	CHNA, CMVA

Engine	Information	S10	T10	T20 - T23	T22 - T25
All engines	COL:grey, Conn. nr. 1, spanner size 24, switch press. 0.75-1.05 bar, thread M10x1.0	7.0134			
All engines	Conn. nr. 4, thread M12x1.5			7.1229 T20	

				ENGINE
4.2 V8 4motion	Petrol	246	05/03-03/16	BGH, BGJ

Engine	Information	S10	T10	T20 - T23	T22 - T25
All engines	COL:black, Conn. nr. 1, switch press. 1.2-1.6 bar, thread M10x1.0	7.0135			
All engines	Conn. nr. 4, thread M12x1.5			7.1229 T20	

				ENGINE
5.0 V10 TDI 4motion	Diesel	230	11/02-10/06	AJS

Engine	Information	S10	T10	T20 - T23	T22 - T25
All engines	COL:black, Conn. nr. 1, switch press. 1.2-1.6 bar, thread M10x1.0	7.0135			
All engines	Conn. nr. 4, thread M12x1.5			7.1229 T20	

				ENGINE
6.0 W12 4motion	Petrol	309	04/02-12/05	BAN

Engine	Information	S10	T10	T20 - T23	T22 - T25
All engines	COL:black, Conn. nr. 1, switch press. 1.2-1.6 bar, thread M10x1.0	7.0135			

S10 OIL PRESSURE WARNING LIGHT SWITCH	T10 REVERSING LIGHT SWITCH	T20 BRAKE LIGHT SWITCH
T22 SWITCH CLUTCH CONTROL (CRUISE CONTROL)	T23 SWITCH BRAKE ACTUATION (ENGINE TIMING)	T25 SWITCH CLUTCH CONTROL (ENGINE CONTROL)

FUNCTIONS ON THE VEHICLE

Vehicle	alim.	kW	Date	Engine	 S10	 T10	 T20 - T23	 T22 - T25
---------	-------	----	------	--------	---	---	--	---

				ENGINE
6.0 W12 4motion	Petrol	309	04/02-12/05	BAN

Engine	Information	S10	T10	T20 - T23	T22 - T25
All engines	Conn. nr. 4, thread M12x1.5			7.1229 T20	

				ENGINE
6.0 W12 4motion	Petrol	331	05/05-03/16	BRN, BTT

Engine	Information	S10	T10	T20 - T23	T22 - T25
All engines	COL:black, Conn. nr. 1, switch press. 1.2-1.6 bar, thread M10x1.0	7.0135			
All engines	Conn. nr. 4, thread M12x1.5			7.1229 T20	

POLO II				ENGINE
1.0	Petrol	29	10/81-10/86	GL

Engine	Information	S10	T10	T20 - T23	T22 - T25
All engines	COL:brown	7.0008			
All engines	COL:white	7.0045			
All engines	COL:black	7.0046			
All engines	->ch. 80-K-220 000, man 4 speed		7.6010		
All engines	ch. 80-L-000 001 ->, man 5 speed		7.6125		
All engines	ch. 80-L-000 001 ->, man 4 speed		7.6126		
All engines	LHD			7.1055 T20	
All engines	RHD			7.1056 T20	
All engines	brake sys hydraulic			7.1102 T20	

				ENGINE
1.0	Petrol	33	01/85-09/94	AAK, AAU, HZ

Engine	Information	S10	T10	T20 - T23	T22 - T25
Eng. AAK, HZ	COL:brown	7.0008			
Eng. AAK, HZ	COL:white	7.0045			
All engines	COL:black	7.0046			
Eng. AAU, HZ	COL:blue	7.0108			
Eng. AAK	->ch. 80-K-220 000, man 4 speed		7.6010		
All engines	ch. 80-L-000 001 ->, man 5 speed		7.6125		
All engines	ch. 80-L-000 001 ->, man 4 speed		7.6126		
All engines	LHD			7.1055 T20	
All engines	RHD			7.1056 T20	
Eng. AAK, HZ	brake sys hydraulic			7.1102 T20	

				ENGINE
1.0 Cat	Petrol	33	08/89-09/94	AAK, AAU, ACM

Engine	Information	S10	T10	T20 - T23	T22 - T25
Eng. AAK	COL:brown	7.0008			
Eng. AAK	COL:white	7.0045			
All engines	COL:black	7.0046			
Eng. AAU, ACM	COL:blue	7.0108			
Eng. AAK	->ch. 80-K-220 000, man 4 speed		7.6010		
All engines	ch. 80-L-000 001 ->, man 5 speed		7.6125		
All engines	ch. 80-L-000 001 ->, man 4 speed		7.6126		
All engines	LHD			7.1055 T20	
All engines	RHD			7.1056 T20	
Eng. AAK	brake sys hydraulic			7.1102 T20	

				ENGINE
1.1	Petrol	37	10/81-09/89	HB

Engine	Information	S10	T10	T20 - T23	T22 - T25
All engines	COL:brown	7.0008			
All engines	COL:white	7.0045			
All engines	COL:black	7.0046			
All engines	->ch. 80-K-220 000, man 4 speed		7.6010		
All engines	ch. 80-L-000 001 ->, man 5 speed		7.6125		
All engines	ch. 80-L-000 001 ->, man 4 speed		7.6126		
All engines	LHD			7.1055 T20	
All engines	RHD			7.1056 T20	
All engines	brake sys hydraulic			7.1102 T20	

S10 OIL PRESSURE WARNING LIGHT SWITCH	T10 REVERSING LIGHT SWITCH	T20 BRAKE LIGHT SWITCH
T22 SWITCH CLUTCH CONTROL (CRUISE CONTROL)	T23 SWITCH BRAKE ACTUATION (ENGINE TIMING)	T25 SWITCH CLUTCH CONTROL (ENGINE CONTROL)

FUNCTIONS ON THE VEHICLE

Vehicle	alim.	kW	Date	Engine	 S10	 T10	 T20 - T23	 T22 - T25
---------	-------	----	------	--------	---	---	--	---

ENGINE				
1.3	Petrol	40	08/83-07/94	AAV, HK, MH

Engine	Information	S10	T10	T20 - T23	T22 - T25
Eng. HK, MH	COL: brown	7.0008			
Eng. HK, MH	COL: white	7.0045			
All engines	COL: black	7.0046			
Eng. AAV	COL: blue	7.0108			
Eng. HK, MH	-> ch. 80-K-220 000, man 4 speed		7.6010		
All engines	ch. 80-L-000 001 ->, man 5 speed		7.6125		
All engines	ch. 80-L-000 001 ->, man 4 speed		7.6126		
All engines	LHD			7.1055	T20
All engines	RHD			7.1056	T20
Eng. HK, MH	brake sys hydraulic			7.1102	T20

ENGINE				
1.3	Petrol	44	10/81-07/83	HH

Engine	Information	S10	T10	T20 - T23	T22 - T25
All engines	COL: brown	7.0008			
All engines	COL: white	7.0045			
All engines	COL: black	7.0046			
All engines	-> ch. 80-K-220 000, man 4 speed		7.6010		
All engines	ch. 80-L-000 001 ->, man 5 speed		7.6125		
All engines	ch. 80-L-000 001 ->, man 4 speed		7.6126		
All engines	LHD			7.1055	T20
All engines	RHD			7.1056	T20
All engines	brake sys hydraulic			7.1102	T20

ENGINE				
1.3	Petrol	55	09/82-09/89	GK

Engine	Information	S10	T10	T20 - T23	T22 - T25
All engines	COL: brown	7.0008			
All engines	COL: white	7.0045			
All engines	COL: black	7.0046			
All engines	-> ch. 80-K-220 000, man 4 speed		7.6010		
All engines	ch. 80-L-000 001 ->, man 5 speed		7.6125		
All engines	ch. 80-L-000 001 ->, man 4 speed		7.6126		
All engines	LHD			7.1055	T20
All engines	RHD			7.1056	T20
All engines	brake sys hydraulic			7.1102	T20

ENGINE				
1.3	Petrol	56	10/90-08/94	3F


Engine	Information	S10	T10	T20 - T23	T22 - T25
All engines	COL: brown	7.0008			
All engines	COL: white	7.0045			
All engines	COL: black	7.0046			
All engines	COL: blue	7.0108			
All engines	-> ch. 80-K-220 000, man 4 speed		7.6010		
All engines	ch. 80-L-000 001 ->, man 5 speed		7.6125		
All engines	ch. 80-L-000 001 ->, man 4 speed		7.6126		
All engines	LHD			7.1055	T20
All engines	RHD			7.1056	T20
All engines	brake sys hydraulic			7.1102	T20

ENGINE				
1.3	Petrol	57	03/91-09/94	3F

Engine	Information	S10	T10	T20 - T23	T22 - T25
All engines	COL: brown	7.0008			
All engines	COL: white	7.0045			
All engines	COL: black	7.0046			
All engines	COL: blue	7.0108			
All engines	-> ch. 80-K-220 000, man 4 speed		7.6010		
All engines	ch. 80-L-000 001 ->, man 5 speed		7.6125		
All engines	ch. 80-L-000 001 ->, man 4 speed		7.6126		
All engines	LHD			7.1055	T20
All engines	RHD			7.1056	T20
All engines	brake sys hydraulic			7.1102	T20

S10 OIL PRESSURE WARNING LIGHT SWITCH	T10 REVERSING LIGHT SWITCH	T20 BRAKE LIGHT SWITCH
T22 SWITCH CLUTCH CONTROL (CRUISE CONTROL)	T23 SWITCH BRAKE ACTUATION (ENGINE TIMING)	T25 SWITCH CLUTCH CONTROL (ENGINE CONTROL)

FUNCTIONS ON THE VEHICLE

Vehicle	alim.	kW	Date	Engine	 S10	 T10	 T20 - T23	 T22 - T25
---------	-------	----	------	--------	---	---	--	---

				ENGINE
1.3 Cat	Petrol	40	07/87-09/94	2G, AAV, MH, NZ

Engine	Information	S10	T10	T20 - T23	T22 - T25
Eng. 2G, MH, NZ	COL: brown	7.0008			
Eng. 2G, MH, NZ	COL: white	7.0045			
All engines	COL: black	7.0046			
All engines	COL: blue	7.0108			
Eng. 2G, MH, NZ	-> ch. 80-K-220 000, man 4 speed		7.6010		
All engines	ch. 80-L-000 001 ->, man 5 speed		7.6125		
All engines	ch. 80-L-000 001 ->, man 4 speed		7.6126		
All engines	LHD			7.1055	T20
All engines	RHD			7.1056	T20
Eng. 2G, MH, NZ	brake sys hydraulic			7.1102	T20

				ENGINE
1.3 Cat	Petrol	55	10/89-09/94	3F

Engine	Information	S10	T10	T20 - T23	T22 - T25
All engines	COL: brown	7.0008			
All engines	COL: white	7.0045			
All engines	COL: black	7.0046			
All engines	COL: blue	7.0108			
All engines	-> ch. 80-K-220 000, man 4 speed		7.6010		
All engines	ch. 80-L-000 001 ->, man 5 speed		7.6125		
All engines	ch. 80-L-000 001 ->, man 4 speed		7.6126		
All engines	LHD			7.1055	T20
All engines	RHD			7.1056	T20
All engines	brake sys hydraulic			7.1102	T20

				ENGINE
1.3 D	Diesel	33	08/86-08/90	MN

Engine	Information	S10	T10	T20 - T23	T22 - T25
All engines	COL: brown	7.0008			
All engines	COL: white	7.0045			
All engines	COL: black	7.0046			
All engines	-> ch. 80-K-220 000, man 4 speed		7.6010		
All engines	ch. 80-L-000 001 ->, man 5 speed		7.6125		
All engines	ch. 80-L-000 001 ->, man 4 speed		7.6126		
All engines	LHD			7.1055	T20
All engines	RHD			7.1056	T20
All engines	brake sys hydraulic			7.1102	T20

				ENGINE
1.3 G40	Petrol	83	08/90-09/94	PY

Engine	Information	S10	T10	T20 - T23	T22 - T25
All engines	COL: black	7.0046			
All engines	COL: blue	7.0108			
All engines	ch. 80-L-000 001 ->, man 5 speed		7.6125		
All engines	LHD			7.1055	T20
All engines	RHD			7.1056	T20

				ENGINE
1.3 G40	Petrol	85	01/87-08/90	PY

Engine	Information	S10	T10	T20 - T23	T22 - T25
All engines	COL: brown	7.0008			
All engines	COL: white	7.0045			
All engines	COL: black	7.0046			
All engines	-> ch. 80-K-220 000, man 4 speed		7.6010		
All engines	ch. 80-L-000 001 ->, man 5 speed		7.6125		
All engines	ch. 80-L-000 001 ->, man 4 speed		7.6126		
All engines	LHD			7.1055	T20
All engines	RHD			7.1056	T20
All engines	brake sys hydraulic			7.1102	T20

				ENGINE
1.4 D	Diesel	35	08/90-09/94	1W

Engine	Information	S10	T10	T20 - T23	T22 - T25
All engines	COL: black	7.0046			
All engines	COL: grey	7.0095			

S10 OIL PRESSURE WARNING LIGHT SWITCH	T10 REVERSING LIGHT SWITCH	T20 BRAKE LIGHT SWITCH
T22 SWITCH CLUTCH CONTROL (CRUISE CONTROL)	T23 SWITCH BRAKE ACTUATION (ENGINE TIMING)	T25 SWITCH CLUTCH CONTROL (ENGINE CONTROL)

FUNCTIONS ON THE VEHICLE

Vehicle	alim.	kW	Date	Engine	 S10	 T10	 T20 - T23	 T22 - T25
---------	-------	----	------	--------	---	---	--	---

				ENGINE
1.4 D	Diesel	35	08/90-09/94	1W

Engine	Information	S10	T10	T20 - T23	T22 - T25
All engines	COL:blue	7.0108			
All engines			7.6125		
All engines	LHD			7.1055	T20
All engines	RHD			7.1056	T20

				ENGINE
1.0	Petrol	33	10/94-12/99	AEV

Engine	Information	S10	T10	T20 - T23	T22 - T25
All engines	COL:blue, Conn. nr. 1, switch press. 0.25 bar, thread M10x1.0	7.0008			
All engines	Conn. nr. 2, spanner size 21, thread M12x1.5, without adapter		7.6125		
All engines	Conn. nr. 2			7.1055	T20

				ENGINE
1.0	Petrol	37	10/99-09/01	AER, ALD, ALL, AUC

Engine	Information	S10	T10	T20 - T23	T22 - T25
Eng. AER, ALL	-> 01/04/97, -> ch. 6NV350000, COL:blue, Conn. nr. 1, switch press. 0.25 bar, thread M10x1.0	7.0008			
Eng. AER, ALL	01/05/97 ->, ch. 6NW000001 ->, COL:green, Conn. nr. 1, spanner size 24, switch press. 0.5 bar, thread M10x1.0	7.0138			
Eng. ALD, AUC	COL:green, Conn. nr. 1, spanner size 24, switch press. 0.3-0.6 bar, thread M10x1	7.0174			
All engines	-> 01/12/99, -> ch. 6NY050000, Conn. nr. 2, spanner size 21, thread M12x1.5, without adapter		7.6125		
All engines	01/01/00 ->, ch. 6NY050001 ->, COL:black, Conn. nr. 2, thread M12x1.5, without adapter		7.6215		
All engines	Conn. nr. 2			7.1055	T20
All engines	COL:black, Conn. nr. 4			7.1228	T20

				ENGINE
1.2	Petrol	44	03/09-05/14	CGPB

Engine	Information	S10	T10	T20 - T23	T22 - T25
All engines	COL:green, Conn. nr. 1, spanner size 24, switch press. 0.3-0.6 bar, thread M10x1	7.0174			
All engines	COL:brown, Conn. nr. 2, without adapter		7.6266		
All engines	COL:black, Conn. nr. 4			7.1232	T20
All engines	COL:blue, Conn. nr. 4				7.1220 T25
All engines	Conn. nr. 5				7.1309 T22

				ENGINE
1.2 -BlueMotion	Petrol	51	03/09-05/14	CGPA

Engine	Information	S10	T10	T20 - T23	T22 - T25
All engines	COL:green, Conn. nr. 1, spanner size 24, switch press. 0.3-0.6 bar, thread M10x1	7.0174			
All engines	COL:brown, Conn. nr. 2, without adapter		7.6266		
All engines	COL:black, Conn. nr. 4			7.1232	T20
All engines	COL:blue, Conn. nr. 4				7.1220 T25
All engines	Conn. nr. 5				7.1309 T22

				ENGINE
1.2 TDi/TDi Blue-Motion	Diesel	55	10/09-05/14	CFWA



Engine	Information	S10	T10	T20 - T23	T22 - T25
All engines	COL:green, Conn. nr. 1, spanner size 24, switch press. 0.3-0.6 bar, thread M10x1	7.0174			
All engines	COL:black, Conn. nr. 2, thread M12x1.5, without adapter		7.6215		
All engines	COL:black, Conn. nr. 4			7.1232	T20
All engines	COL:blue, Conn. nr. 4				7.1220 T25
All engines	Conn. nr. 5				7.1309 T22

				ENGINE
1.2 TSi	Petrol	66	05/11-05/14	CBZC

Engine	Information	S10	T10	T20 - T23	T22 - T25
All engines	COL:green, Conn. nr. 1, spanner size 24, switch press. 0.3-0.6 bar, thread M10x1	7.0174			
All engines	COL:brown, Conn. nr. 2, without adapter		7.6266		
All engines	COL:black, Conn. nr. 4			7.1232	T20
All engines	COL:blue, Conn. nr. 4				7.1220 T25
All engines	Conn. nr. 5				7.1309 T22

S10	OIL PRESSURE WARNING LIGHT SWITCH	T10	REVERSING LIGHT SWITCH	T20	BRAKE LIGHT SWITCH
T22	SWITCH CLUTCH CONTROL (CRUISE CONTROL)	T23	SWITCH BRAKE ACTUATION (ENGINE TIMING)	T25	SWITCH CLUTCH CONTROL (ENGINE CONTROL)

FUNCTIONS ON THE VEHICLE

Vehicle	alim.	kW	Date	Engine	 S10	 T10	 T20 - T23	 T22 - T25
---------	-------	----	------	--------	---	---	--	---

ENGINE				
1.2 TSi/TSi BlueMotion	Petrol	77	11/09-05/14	CBZB

Engine	Information	S10	T10	T20 - T23	T22 - T25
All engines	COL:green, Conn. nr. 1, spanner size 24, switch press. 0.3-0.6 bar, thread M10x1	7.0174			
All engines	COL:brown, Conn. nr. 2, without adapter		7.6266		
All engines	COL:black, Conn. nr. 4			7.1232 T20	
All engines	COL:blue, Conn. nr. 4				7.1220 T25
All engines	Conn. nr. 5				7.1309 T22

ENGINE				
1.4	Petrol	40	10/99-09/01	AEX, AKP, ANX

Engine	Information	S10	T10	T20 - T23	T22 - T25
Eng. AEX, ANX	COL:green, Conn. nr. 1, spanner size 24, switch press. 0.5 bar, thread M10x1.0	7.0138			
Eng. AKP	COL:green, Conn. nr. 1, spanner size 24, switch press. 0.3-0.6 bar, thread M10x1	7.0174			
All engines	-> 01/12/99, ->ch. 6NY050000, spanner size 22, thread M18x1.5		7.6126		
All engines	01/01/00 ->, ch. 6NY050001 ->, COL:black, Conn. nr. 2, thread M12x1.5, without adapter		7.6215		
All engines	Conn. nr. 2			7.1055 T20	
All engines	COL:black, Conn. nr. 4			7.1228 T20	

ENGINE				
1.4	Petrol	44	05/97-09/01	AEX, AKK, AKV, ANW, ANX, APQ, AUD

Engine	Information	S10	T10	T20 - T23	T22 - T25
Eng. AEX, AKV, APQ	-> 01/04/97, ->ch. 6NV350000, COL:blue, Conn. nr. 1, switch press. 0.25 bar, thread M10x1.0	7.0008			
Eng. APQ	->ch. 6N-V-350 000	7.0108			
Eng. AEX, AKV, APQ	COL:blue, Conn. nr. 1, switch press. 0.15/0.35 bar, thread M10x1.0	7.0133			
Eng. AEX, AKV, ANX, APQ	01/05/97 ->, ch. 6N-W-000 001 ->, ch. 6NW000001 ->, COL:green, Conn. nr. 1, spanner size 24, switch press. 0.5 bar, thread M10x1.0	7.0138			
Eng. AUD		7.0139			
Eng. AKK, ANW, AUD	COL:green, Conn. nr. 1, spanner size 24, switch press. 0.3-0.6 bar, thread M10x1	7.0174			
Eng. AEX, AKV, APQ, AUD	Conn. nr. 2, see connection type, spanner size 21, thread M12x1.5, without adapter		7.6125		
Eng. AEX, AKK, AKV, APQ, AUD	-> 01/12/99, ->ch. 6NY050000, spanner size 22, thread M18x1.5		7.6126		
All engines	01/01/00 ->, ch. 6NY050001 ->, COL:black, Conn. nr. 2, see connection type, thread M12x1.5, without adapter		7.6215		
All engines	-> 01/06/99, 01/07/99 ->, COL:white, Conn. nr. 2, -e-throttle, pole nr. 2, PR. 0L0			7.1055 T20	
All engines	COL:black, COL:white, pole nr. 2			7.1129 T20	
All engines	+e-throttle, 01/07/99 ->, COL:black, Conn. nr. 4, PR. 0L2			7.1228 T20	

ENGINE				
1.4	Petrol	55	06/00-09/01	AUA

Engine	Information	S10	T10	T20 - T23	T22 - T25
All engines	COL:green, Conn. nr. 1, spanner size 24, switch press. 0.3-0.6 bar, thread M10x1	7.0174			
All engines	Conn. nr. 2, spanner size 21, thread M12x1.5, without adapter		7.6125		
All engines	COL:black, Conn. nr. 2, thread M12x1.5, without adapter		7.6215		
All engines	COL:white			7.1129 T20	

ENGINE				
1.4	Petrol	62	05/96-07/02	AGY

Engine	Information	S10	T10	T20 - T23	T22 - T25
All engines	COL:white	7.0045			
All engines	COL:blue	7.0108			
All engines	ext.thread M 12 x 1, 5 mm		7.6125		
All engines	ext.thread M 18 x 1, 5 mm		7.6126		

ENGINE				
1.4	Petrol	63	03/09-05/14	CGGB

Engine	Information	S10	T10	T20 - T23	T22 - T25
All engines	COL:green, Conn. nr. 1, spanner size 24, switch press. 0.3-0.6 bar, thread M10x1	7.0174			
All engines	COL:brown, Conn. nr. 2, without adapter		7.6266		
All engines	COL:black, Conn. nr. 4			7.1232 T20	
All engines	COL:blue, Conn. nr. 4				7.1220 T25
All engines	Conn. nr. 5				7.1309 T22

S10	OIL PRESSURE WARNING LIGHT SWITCH	T10	REVERSING LIGHT SWITCH	T20	BRAKE LIGHT SWITCH
T22	SWITCH CLUTCH CONTROL (CRUISE CONTROL)	T23	SWITCH BRAKE ACTUATION (ENGINE TIMING)	T25	SWITCH CLUTCH CONTROL (ENGINE CONTROL)

FUNCTIONS ON THE VEHICLE

Vehicle	alim.	kW	Date	Engine	 S10	 T10	 T20 - T23	 T22 - T25
---------	-------	----	------	--------	---	---	--	---

ENGINE				
1.4 16V	Petrol	55	10/99-09/01	AHW, APE, AUA

Engine	Information	S10	T10	T20 - T23	T22 - T25
All engines	COL:green, Conn. nr. 1, spanner size 24, switch press. 0.3-0.6 bar, thread M10x1	7.0174			
Eng. APE, AUA	Conn. nr. 2, spanner size 21, thread M12x1.5, without adapter		7.6125		
All engines	-> 01/12/99, ->ch. 6NY050000, spanner size 22, thread M18x1.5		7.6126		
All engines	01/01/00 ->, ch. 6NY050001 ->, COL:black, Conn. nr. 2, thread M12x1.5, without adapter		7.6215		
All engines	Conn. nr. 2			7.1055	T20
Eng. APE, AUA	COL:white			7.1129	T20
All engines	COL:black, Conn. nr. 4			7.1228	T20

ENGINE				
1.4 16V	Petrol	74	10/99-09/01	AFH, AFK, AQQ, AUB

Engine	Information	S10	T10	T20 - T23	T22 - T25
Eng. AFH	-> 01/04/97, ->ch. 6NV350000, COL:blue, Conn. nr. 1, switch press. 0.25 bar, thread M10x1.0	7.0008			
Eng. AFH	01/05/97 ->, ch. 6NW000001 ->, COL:green, Conn. nr. 1, spanner size 24, switch press. 0.5 bar, thread M10x1.0	7.0138			
Eng. AFK, AQQ, AUB	COL:green, Conn. nr. 1, spanner size 24, switch press. 0.3-0.6 bar, thread M10x1	7.0174			
All engines	-> 01/12/99, ->ch. 6NY050000, spanner size 22, thread M18x1.5		7.6126		
All engines	01/01/00 ->, ch. 6NY050001 ->, COL:black, Conn. nr. 2, thread M12x1.5, without adapter		7.6215		
All engines	Conn. nr. 2			7.1055	T20
All engines	COL:black, Conn. nr. 4			7.1228	T20

ENGINE				
1.4 GTi	Petrol	132	05/10-05/14	CAVE

Engine	Information	S10	T10	T20 - T23	T22 - T25
All engines	COL:green, Conn. nr. 1, spanner size 24, switch press. 0.3-0.6 bar, thread M10x1	7.0174			
All engines	COL:green, Conn. nr. 1, switch press. 0.3-0.6 bar, thread M10x1	7.0196			
All engines	COL:black, Conn. nr. 4			7.1232	T20

ENGINE				
1.4 TDI	Diesel	55	10/99-09/01	AMF

Engine	Information	S10	T10	T20 - T23	T22 - T25
All engines	COL:brown, Conn. nr. 1, spanner size 24, switch press. 0.55-0.85 bar, thread M10x1.0	7.0132			
All engines	-> 01/12/99, ->ch. 6NY050000, spanner size 22, thread M18x1.5		7.6126		
All engines	01/01/00 ->, ch. 6NY050001 ->, COL:black, Conn. nr. 2, thread M12x1.5, without adapter		7.6215		
All engines	Conn. nr. 2			7.1055	T20
All engines	COL:black, Conn. nr. 4			7.1228	T20
All engines	COL:green				7.1143 T25

ENGINE				
1.4 TSi	Petrol	92	05/16->	CZCA

Engine	Information	S10	T10	T20 - T23	T22 - T25
All engines	COL:green, Conn. nr. 1, spanner size 24, switch press. 0.3-0.6 bar, thread M10x1	7.0174			
All engines	COL:blue, Conn. nr. 2, switch press. 2.15-2.95 bar, thread M10x1.0	7.0192			
All engines	COL:brown, Conn. nr. 2, without adapter		7.6266		
All engines	COL:black, Conn. nr. 4			7.1232	T20
All engines	COL:blue, Conn. nr. 4				7.1220 T22

ENGINE				
1.6	Petrol	55	09/94-09/01	1F, AEA, AEE, ALM

Engine	Information	S10	T10	T20 - T23	T22 - T25
Eng. 1F, ALM	COL:blue, Conn. nr. 1, switch press. 0.25 bar, thread M10x1.0	7.0008			
Eng. 1F	COL:white, Conn. nr. 1, spanner size 24, switch press. 1.8 bar, thread M10x1.0	7.0045			
Eng. AEA	COL:blue	7.0108			
Eng. 1F, AEE, ALM	COL:blue, Conn. nr. 1, switch press. 0.15/0.35 bar, thread M10x1.0	7.0133			
All engines	Conn. nr. 2, see connection type, spanner size 21, thread M12x1.5, without adapter		7.6125		
Eng. 1F	spanner size 22, thread M18x1.5		7.6126		
Eng. AEE, ALM	COL:black, Conn. nr. 2, thread M12x1.5, without adapter		7.6215		
Eng. AEA				7.1055	T20
Eng. 1F, AEE, ALM	COL:white			7.1129	T20

S10 OIL PRESSURE WARNING LIGHT SWITCH	T10 REVERSING LIGHT SWITCH	T20 BRAKE LIGHT SWITCH
T22 SWITCH CLUTCH CONTROL (CRUISE CONTROL)	T23 SWITCH BRAKE ACTUATION (ENGINE TIMING)	T25 SWITCH CLUTCH CONTROL (ENGINE CONTROL)

FUNCTIONS ON THE VEHICLE

Vehicle	alim.	kW	Date	Engine	 S10	 T10	 T20 - T23	 T22 - T25
---------	-------	----	------	--------	---	---	--	---

ENGINE				
1.6	Petrol	74	05/96-09/01	AEH, AFT, AFX, AKL, APF, AUR

Engine	Information	S10	T10	T20 - T23	T22 - T25
Eng. AFT, AFX	-> 01/06/98, -> ch. 6KX520000, COL:white, Conn. nr. 1, spanner size 24, switch press. 1.8 bar, thread M10x1.0	7.0045			
Eng. AFX	COL:blue	7.0108			
Eng. AFT	COL:blue, Conn. nr. 1, switch press. 0.15/0.35 bar, thread M10x1.0	7.0133			
Eng. AEH, AKL, APF, AUR	COL:black, Conn. nr. 1, switch press. 1.2-1.6 bar, thread M10x1.0	7.0135			
Eng. AFT	01/07/98 ->, ch. 6KX520001 ->, COL:grey, Conn. nr. 1, spanner size 24, switch press. 1.6/2.0 bar, thread M10x1.0	7.0136			
All engines	Conn. nr. 2, ext.thread M 12 x 1, 5 mm, spanner size 21, thread M12x1.5, without adapter		7.6125		
Eng. AFX	ext.thread M 18 x 1, 5 mm		7.6126		
Eng. AEH, AFT, AKL, APF, AUR	COL:black, Conn. nr. 2, thread M12x1.5, without adapter		7.6215		
Eng. AEH, AFT, AKL, APF, AUR	COL:white			7.1129	T20

ENGINE				
1.6	Petrol	88	09/98-10/99	AJV

Engine	Information	S10	T10	T20 - T23	T22 - T25
All engines	COL:green, Conn. nr. 1, spanner size 24, switch press. 0.5 bar, thread M10x1.0	7.0138			
All engines	COL:green, Conn. nr. 1, spanner size 24, switch press. 0.3-0.6 bar, thread M10x1	7.0174			
All engines	Conn. nr. 2, spanner size 21, thread M12x1.5, without adapter		7.6125		
All engines	Conn. nr. 2			7.1055	T20

ENGINE				
1.6 [ExtraEU]	Petrol	65	10/99-09/01	AKL

Engine	Information	S10	T10	T20 - T23	T22 - T25
All engines	COL:black, Conn. nr. 1, switch press. 1.2-1.6 bar, thread M10x1.0	7.0135			
All engines	Conn. nr. 2, spanner size 21, thread M12x1.5, without adapter		7.6125		
All engines	COL:black, Conn. nr. 2, thread M12x1.5, without adapter		7.6215		
All engines	COL:white			7.1129	T20

ENGINE				
1.6 [ExtraEU]	Petrol	74	07/03-07/06	BAH

Engine	Information	S10	T10	T20 - T23	T22 - T25
All engines	COL:green, Conn. nr. 1, spanner size 24, switch press. 0.3-0.6 bar, thread M10x1	7.0174			
All engines	COL:black, Conn. nr. 2, t.nr. DXB/DXK/FFC/FHX/GGU, t.nr. GGV/EWT/HGX/EWR, thread M12x1.5, without adapter		7.6215		
All engines	COL:brown, Conn. nr. 2, t.nr. FCU/FJW/FSM/FVS/GSA, t.nr. GKS/GSB/GKU/GRP/GKN, t.nr. GKT/GKJ/GKR/GRS/GSH, t.nr. GRQ/GKP/GRU/GKL/GRZ, t.nr. GSB/GSL/GLW/GDP/GDN, without adapter		7.6266		
All engines	COL:black, Conn. nr. 4			7.1228	T20
All engines	COL:blue, Conn. nr. 4				7.1220 T25

ENGINE				
1.6 16V GTI	Petrol	92	10/99-09/01	ARC, AVY

Engine	Information	S10	T10	T20 - T23	T22 - T25
All engines	COL:green, Conn. nr. 1, spanner size 24, switch press. 0.3-0.6 bar, thread M10x1	7.0174			
All engines	COL:black, Conn. nr. 2, thread M12x1.5, without adapter		7.6215		
All engines	Conn. nr. 2			7.1055	T20
All engines	COL:black, Conn. nr. 4			7.1228	T20

ENGINE				
1.6 TDi	Diesel	55	06/09-05/14	CAVA

Engine	Information	S10	T10	T20 - T23	T22 - T25
All engines	COL:green, Conn. nr. 1, spanner size 24, switch press. 0.3-0.6 bar, thread M10x1	7.0174			
All engines	COL:black, Conn. nr. 2, thread M12x1.5, without adapter		7.6215		
All engines	COL:black, Conn. nr. 4			7.1232	T20
All engines	COL:blue, Conn. nr. 4				7.1220 T25
All engines	Conn. nr. 5				7.1309 T22

ENGINE				
1.6 TDi	Diesel	77	06/09-05/14	CAVC

Engine	Information	S10	T10	T20 - T23	T22 - T25
All engines	COL:green, Conn. nr. 1, spanner size 24, switch press. 0.3-0.6 bar, thread M10x1	7.0174			
All engines	COL:brown, Conn. nr. 2, without adapter		7.6266		

S10 OIL PRESSURE WARNING LIGHT SWITCH	T10 REVERSING LIGHT SWITCH	T20 BRAKE LIGHT SWITCH
T22 SWITCH CLUTCH CONTROL (CRUISE CONTROL)	T23 SWITCH BRAKE ACTUATION (ENGINE TIMING)	T25 SWITCH CLUTCH CONTROL (ENGINE CONTROL)

FUNCTIONS ON THE VEHICLE

Vehicle	alim.	kW	Date	Engine	 S10	 T10	 T20 - T23	 T22 - T25
---------	-------	----	------	--------	---	---	--	---

ENGINE				
1.6 TDi	Diesel	77	06/09-05/14	CAYC

Engine	Information	S10	T10	T20 - T23	T22 - T25
All engines	COL:black, Conn. nr. 4			7.1232 T20	
All engines	COL:blue, Conn. nr. 4				7.1220 T25
All engines	Conn. nr. 5				7.1309 T22

ENGINE				
1.6 TDi/TDi Blue-Motion	Diesel	66	06/09-05/14	CAYB

Engine	Information	S10	T10	T20 - T23	T22 - T25
All engines	COL:green, Conn. nr. 1, spanner size 24, switch press. 0.3-0.6 bar, thread M10x1	7.0174			
All engines	COL:black, Conn. nr. 2, thread M12x1.5, without adapter		7.6215		
All engines	COL:black, Conn. nr. 4			7.1232 T20	
All engines	COL:blue, Conn. nr. 4				7.1220 T25
All engines	Conn. nr. 5				7.1309 T22

ENGINE				
1.7 SDI	Diesel	42	04/97-10/99	AHG

Engine	Information	S10	T10	T20 - T23	T22 - T25
All engines	-> 01/07/98, -> ch. 6NX090000, COL:grey, Conn. nr. 1, switch press. 0.9 bar, thread M10x1.0	7.0095			
All engines	01/08/98 ->, ch. 6NX090001 ->, COL:grey, Conn. nr. 1, spanner size 24, switch press. 0.75-1.05 bar, thread M10x1.0	7.0134			
All engines	Conn. nr. 2, spanner size 21, thread M12x1.5, without adapter		7.6125		
All engines	COL:black, Conn. nr. 4			7.1228 T20	
All engines	COL:green				7.1143 T25

ENGINE				
1.7 Sdi	Diesel	44	08/97-09/01	AKU, AKW

Engine	Information	S10	T10	T20 - T23	T22 - T25
All engines	-> 01/06/98, -> 01/07/98, -> ch. 6KX520000, -> ch. 6NX090000, COL:grey, Conn. nr. 1, switch press. 0.9 bar, thread M10x1.0	7.0095			
All engines	01/01/00 ->, 01/07/98 ->, ch. 6KX520001 ->, ch. 6NY050001 ->, COL:brown, Conn. nr. 1, spanner size 24, switch press. 0.55-0.85 bar, thread M10x1.0	7.0132			
Eng. AKW	COL:blue, Conn. nr. 1, switch press. 0.15/0.35 bar, thread M10x1.0	7.0133			
Eng. AKU	-> 01/12/99, -> ch. 6NY050000, 01/08/98 ->, ch. 6NX090001 ->, COL:grey, Conn. nr. 1, spanner size 24, switch press. 0.75-1.05 bar, thread M10x1.0	7.0134			
Eng. AKU	-> 01/12/99, -> ch. 6NY050000, Conn. nr. 2, spanner size 21, thread M12x1.5, without adapter		7.6125		
Eng. AKW	with adapter		7.6193		
Eng. AKU	01/01/00 ->, ch. 6NY050001 ->, COL:black, Conn. nr. 2, thread M12x1.5, without adapter		7.6215		
Eng. AKU	Conn. nr. 2			7.1055 T20	
Eng. AKW	COL:white			7.1129 T20	
Eng. AKU	COL:black, Conn. nr. 4			7.1228 T20	
Eng. AKU	COL:green				7.1143 T25

ENGINE				
1.9 D	Diesel	47	10/99-09/01	AEF, AGD, ASX

Engine	Information	S10	T10	T20 - T23	T22 - T25
Eng. AEF, AGD	-> 01/07/98, -> ch. 6NX090000, COL:grey, Conn. nr. 1, switch press. 0.9 bar, thread M10x1.0	7.0095			
All engines	01/01/00 ->, ch. 6NY050001 ->, COL:brown, Conn. nr. 1, spanner size 24, switch press. 0.55-0.85 bar, thread M10x1.0	7.0132			
Eng. AEF	-> 01/12/99, -> ch. 6NY050000, 01/08/98 ->, ch. 6NX090001 ->, COL:grey, Conn. nr. 1, spanner size 24, switch press. 0.75-1.05 bar, thread M10x1.0	7.0134			
All engines	-> 01/12/99, -> ch. 6NY050000, Conn. nr. 2, spanner size 21, thread M12x1.5, without adapter		7.6125		
All engines	01/01/00 ->, ch. 6NY050001 ->, COL:black, Conn. nr. 2, thread M12x1.5, without adapter		7.6215		
All engines	Conn. nr. 2			7.1055 T20	
All engines	COL:black, Conn. nr. 4			7.1228 T20	
Eng. AGD	COL:green				7.1143 T25

ENGINE				
1.9 Sdi	Diesel	47	05/96-09/01	AEF, AEY, AGD, ASX

Engine	Information	S10	T10	T20 - T23	T22 - T25
Eng. AEY	COL:blue, Conn. nr. 1, switch press. 0.25 bar, thread M10x1.0	7.0008			
Eng. AEF, AEY, AGD	-> 01/07/98, -> ch. 6NX090000, COL:grey, Conn. nr. 1, switch press. 0.9 bar, thread M10x1.0	7.0095			

S10 OIL PRESSURE WARNING LIGHT SWITCH	T10 REVERSING LIGHT SWITCH	T20 BRAKE LIGHT SWITCH
T22 SWITCH CLUTCH CONTROL (CRUISE CONTROL)	T23 SWITCH BRAKE ACTUATION (ENGINE TIMING)	T25 SWITCH CLUTCH CONTROL (ENGINE CONTROL)

FUNCTIONS ON THE VEHICLE

Vehicle	alim.	kW	Date	Engine	 S10	 T10	 T20 - T23	 T22 - T25
---------	-------	----	------	--------	---	---	--	---

ENGINE				
1.9 SDi	Diesel	47	05/96-09/01	AEF, AEY, AGD, ASX

Engine	Information	S10	T10	T20 - T23	T22 - T25
Eng. AGD	COL:blue	7.0108			
All engines	01/01/00 -> ch. 6NY050001 -> COL:brown, Conn. nr. 1, spanner size 24, switch press. 0.55-0.85 bar, thread M10x1.0	7.0132			
Eng. AEY	COL:blue, Conn. nr. 1, switch press. 0.15/0.35 bar, thread M10x1.0	7.0133			
Eng. AEF	-> 01/12/99, -> ch. 6NY050000, 01/08/98 -> ch. 6NX090001 -> COL:grey, Conn. nr. 1, spanner size 24, switch press. 0.75-1.05 bar, thread M10x1.0	7.0134			
All engines	-> 01/12/99, -> ch. 6NY050000, Conn. nr. 2, see connection type, spanner size 21, thread M12x1.5, without adapter		7.6125		
Eng. AEY	with adapter		7.6193		
Eng. AEF, AGD, ASX	01/01/00 -> ch. 6NY050001 -> COL:black, Conn. nr. 2, thread M12x1.5, without adapter		7.6215		
All engines	Conn. nr. 2, pole nr. 2			7.1055	T20
Eng. AEY	COL:white			7.1129	T20
All engines	COL:black, Conn. nr. 4, pole nr. 4			7.1228	T20
Eng. AGD	with control switch				7.1142 T22
Eng. AGD					7.1143 T22
Eng. AGD	COL:green				7.1143 T25

ENGINE				
1.9 SDi	Diesel	50	08/99-09/01	AGP, AQM

Engine	Information	S10	T10	T20 - T23	T22 - T25
All engines	COL:brown, Conn. nr. 1, spanner size 24, switch press. 0.55-0.85 bar, thread M10x1.0	7.0132			
All engines	Conn. nr. 2, spanner size 21, thread M12x1.5, without adapter		7.6125		
All engines	COL:black, Conn. nr. 2, thread M12x1.5, without adapter		7.6215		
All engines	COL:white			7.1129	T20

ENGINE				
1.9 TDi	Diesel	66	05/97-09/01	AGR, AHU, ALE, ALH

Engine	Information	S10	T10	T20 - T23	T22 - T25
Eng. AHU, ALE	-> 01/06/98, -> ch. 6KX520000, COL:grey, Conn. nr. 1, switch press. 0.9 bar, thread M10x1.0	7.0095			
Eng. AGR, ALH	COL:brown, Conn. nr. 1, spanner size 24, switch press. 0.55-0.85 bar, thread M10x1.0	7.0132			
Eng. AHU, ALE	COL:blue, Conn. nr. 1, switch press. 0.15/0.35 bar, thread M10x1.0	7.0133			
Eng. AHU, ALE	01/07/98 -> ch. 6KX520001 -> COL:grey, Conn. nr. 1, spanner size 24, switch press. 0.75-1.05 bar, thread M10x1.0	7.0134			
Eng. AHU, ALE	Conn. nr. 2, spanner size 21, thread M12x1.5, without adapter		7.6125		
Eng. AGR, ALH	with adapter		7.6193		
Eng. AHU, ALE	COL:black, Conn. nr. 2, thread M12x1.5, without adapter		7.6215		
All engines	COL:white			7.1129	T20

ENGINE				
1.9 TDi	Diesel	67	01/97-08/99	AHU

Engine	Information	S10	T10	T20 - T23	T22 - T25
All engines	-> ch. 6K-X-520 000, COL:grey	7.0095			
All engines	-> ch. 6K-X-520 000, COL:blue	7.0108			
All engines	ch. 6K-X-520 001 -> COL:blue	7.0133			
All engines	ch. 6K-X-520 001 -> COL:grey	7.0134			
All engines			7.6193	7.1129	T20

ENGINE				
1.9 TDi	Diesel	74	07/03-06/05	ATD

Engine	Information	S10	T10	T20 - T23	T22 - T25
All engines	COL:brown, Conn. nr. 1, spanner size 24, switch press. 0.55-0.85 bar, thread M10x1.0	7.0132			
All engines	COL:black, Conn. nr. 2, t.nr. DXB/DXK/FFC/FHX/GGU, t.nr. GGV/EWT/HGX/EWR, thread M12x1.5, without adapter		7.6215		
All engines	COL:brown, Conn. nr. 2, t.nr. FCU/FJW/FSM/FVS/GSA, t.nr. GKS/GSB/GKU/GRP/GKN, t.nr. GKT/GKI/GKR/GRS/GSH, t.nr. GRQ/GKP/GRU/GKL/GRZ, t.nr. GSB/GSL/GLW/GDP/GDN, without adapter		7.6266		
All engines	COL:black, Conn. nr. 4			7.1228	T20
All engines	COL:blue, Conn. nr. 4				7.1220 T25

ENGINE				
1.9 TDi	Diesel	81	06/98-09/01	AFN, ASV

Engine	Information	S10	T10	T20 - T23	T22 - T25
Eng. AFN	-> 01/07/98, -> ch. 6KX520000, COL:grey, Conn. nr. 1, switch press. 0.9 bar, thread M10x1.0	7.0095			

S10 OIL PRESSURE WARNING LIGHT SWITCH	T10 REVERSING LIGHT SWITCH	T20 BRAKE LIGHT SWITCH
T22 SWITCH CLUTCH CONTROL (CRUISE CONTROL)	T23 SWITCH BRAKE ACTUATION (ENGINE TIMING)	T25 SWITCH CLUTCH CONTROL (ENGINE CONTROL)

FUNCTIONS ON THE VEHICLE

Vehicle	alim.	kW	Date	Engine	 S10	 T10	 T20 - T23	 T22 - T25
---------	-------	----	------	--------	---	---	--	---

ENGINE				
1.9 TDI	Diesel	81	06/98-09/01	AFN, ASV

Engine	Information	S10	T10	T20 - T23	T22 - T25
Eng. ASV	COL:brown, Conn. nr. 1, spanner size 24, switch press. 0.55-0.85 bar, thread M10x1.0	7.0132			
Eng. AFN	COL:blue, Conn. nr. 1, switch press. 0.15/0.35 bar, thread M10x1.0	7.0133			
Eng. AFN	01/08/98 ->, ch. 6KX520001 ->, COL:grey, Conn. nr. 1, spanner size 24, switch press. 0.75-1.05 bar, thread M10x1.0	7.0134			
All engines	with adapter		7.6193		
All engines	COL:white			7.1129	T20

ENGINE				
100 1.4 16V	Petrol	74	04/96-10/99	AFH, AFK, AQQ, AUB

Engine	Information	S10	T10	T20 - T23	T22 - T25
Eng. AFH	-> 01/04/97, ->ch. 6NV350000, COL:blue, Conn. nr. 1, switch press. 0.25 bar, thread M10x1.0	7.0008			
Eng. AFH	01/05/97 ->, ch. 6NW000001 ->, COL:green, Conn. nr. 1, spanner size 24, switch press. 0.5 bar, thread M10x1.0	7.0138			
Eng. AFK, AQQ, AUB	COL:green, Conn. nr. 1, spanner size 24, switch press. 0.3-0.6 bar, thread M10x1	7.0174			
All engines	-> 01/12/99, ->ch. 6NY050000, spanner size 22, thread M18x1.5		7.6126		
All engines	01/01/00 ->, ch. 6NY050001 ->, COL:black, Conn. nr. 2, thread M12x1.5, without adapter		7.6215		
All engines	Conn. nr. 2			7.1055	T20
All engines	COL:black, Conn. nr. 4			7.1228	T20

ENGINE				
100 1.6	Petrol	74	12/95-09/01	AEH, AFT, AKL, APF, AUR

Engine	Information	S10	T10	T20 - T23	T22 - T25
Eng. AFT	-> 01/06/98, ->ch. 6KX520000, COL:white, Conn. nr. 1, spanner size 24, switch press. 1.8 bar, thread M10x1.0	7.0045			
Eng. AFT	COL:blue, Conn. nr. 1, switch press. 0.15/0.35 bar, thread M10x1.0	7.0133			
Eng. AEH, AKL, APF, AUR	COL:black, Conn. nr. 1, switch press. 1.2-1.6 bar, thread M10x1.0	7.0135			
Eng. AFT	01/07/98 ->, ch. 6KX520001 ->, COL:grey, Conn. nr. 1, spanner size 24, switch press. 1.6/2.0 bar, thread M10x1.0	7.0136			
All engines	Conn. nr. 2, spanner size 21, thread M12x1.5, without adapter		7.6125		
All engines	COL:black, Conn. nr. 2, thread M12x1.5, without adapter		7.6215		
All engines	COL:white			7.1129	T20

ENGINE				
110 1.9 TDI	Diesel	81	06/98-01/02	AFN, ASV

Engine	Information	S10	T10	T20 - T23	T22 - T25
All engines	COL:brown, Conn. nr. 1, spanner size 24, switch press. 0.55-0.85 bar, thread M10x1.0	7.0132			
All engines	with adapter		7.6193		
All engines	COL:white			7.1129	T20

ENGINE				
2.0	Petrol	85	08/99-09/01	ADC

Engine	Information	S10	T10	T20 - T23	T22 - T25
All engines	COL:white	7.0045			
All engines	COL:blue	7.0108			
All engines	see connection type		7.6125, 7.6215		
All engines				7.1129	T20

ENGINE				
45 1.0	Petrol	33	10/94-09/96	AEV

Engine	Information	S10	T10	T20 - T23	T22 - T25
All engines	COL:blue, Conn. nr. 1, switch press. 0.25 bar, thread M10x1.0	7.0008			
All engines	Conn. nr. 2, spanner size 21, thread M12x1.5, without adapter		7.6125		
All engines	Conn. nr. 2			7.1055	T20

ENGINE				
50 1.0	Petrol	37	09/96-10/99	AER, ALD, ALL, AUC

Engine	Information	S10	T10	T20 - T23	T22 - T25
Eng. AER, ALL	-> 01/04/97, ->ch. 6NV350000, COL:blue, Conn. nr. 1, switch press. 0.25 bar, thread M10x1.0	7.0008			
Eng. AER, ALL	01/05/97 ->, ch. 6NW000001 ->, COL:green, Conn. nr. 1, spanner size 24, switch press. 0.5 bar, thread M10x1.0	7.0138			
Eng. ALD, AUC	COL:green, Conn. nr. 1, spanner size 24, switch press. 0.3-0.6 bar, thread M10x1	7.0174			

S10 OIL PRESSURE WARNING LIGHT SWITCH	T10 REVERSING LIGHT SWITCH	T20 BRAKE LIGHT SWITCH
T22 SWITCH CLUTCH CONTROL (CRUISE CONTROL)	T23 SWITCH BRAKE ACTUATION (ENGINE TIMING)	T25 SWITCH CLUTCH CONTROL (ENGINE CONTROL)

FUNCTIONS ON THE VEHICLE

Vehicle	alim.	kW	Date	Engine	 S10	 T10	 T20 - T23	 T22 - T25
---------	-------	----	------	--------	---	---	--	---

ENGINE				
50 1.0	Petrol	37	09/96-10/99	AER, ALD, ALL, AUC

Engine	Information	S10	T10	T20 - T23	T22 - T25
All engines	-> 01/12/99, ->ch. 6NY050000, Conn. nr. 2, spanner size 21, thread M12x1.5, without adapter		7.6125		
All engines	01/01/00 ->, ch. 6NY050001 ->, COL:black, Conn. nr. 2, thread M12x1.5, without adapter		7.6215		
All engines	Conn. nr. 2			7.1055	T20
All engines	COL:black, Conn. nr. 4			7.1228	T20

ENGINE				
54 1.4	Petrol	40	01/98-08/99	ANX

Engine	Information	S10	T10	T20 - T23	T22 - T25
All engines	COL:blue, Conn. nr. 1, switch press. 0.15/0.35 bar, thread M10x1.0	7.0133			
All engines	Conn. nr. 2, spanner size 21, thread M12x1.5, without adapter		7.6125		
All engines	COL:white			7.1129	T20

ENGINE				
55 1.3	Petrol	40	10/94-07/95	ADX

Engine	Information	S10	T10	T20 - T23	T22 - T25
All engines	COL:blue, Conn. nr. 1, switch press. 0.25 bar, thread M10x1.0	7.0008			
All engines	Conn. nr. 2, spanner size 21, thread M12x1.5, without adapter		7.6125		
All engines	Conn. nr. 2			7.1055	T20

ENGINE				
55 1.4	Petrol	40	08/95-10/99	AEX, AKP, ANX

Engine	Information	S10	T10	T20 - T23	T22 - T25
Eng. AEX, ANX	COL:green, Conn. nr. 1, spanner size 24, switch press. 0.5 bar, thread M10x1.0	7.0138			
Eng. AKP	COL:green, Conn. nr. 1, spanner size 24, switch press. 0.3-0.6 bar, thread M10x1	7.0174			
All engines	-> 01/12/99, ->ch. 6NY050000, spanner size 22, thread M18x1.5		7.6126		
All engines	01/01/00 ->, ch. 6NY050001 ->, COL:black, Conn. nr. 2, thread M12x1.5, without adapter		7.6215		
All engines	Conn. nr. 2			7.1055	T20
All engines	COL:black, Conn. nr. 4			7.1228	T20

ENGINE				
60 1.4	Petrol	44	07/95-09/01	AEX, AKK, AKV, ANW, APQ, AUD

Engine	Information	S10	T10	T20 - T23	T22 - T25
Eng. AEX, AKV, APQ	-> 01/04/97 -> 01/05/96, ->ch. 6KT016958, ->ch. 6NV350000, COL:blue, Conn. nr. 1, switch press. 0.25 bar, thread M10x1.0	7.0008			
Eng. AEX	-> 01/05/96, ->ch. 6KT016958, COL:grey, Conn. nr. 1, switch press. 0.9 bar, thread M10x1.0	7.0095			
Eng. AEX, AKV, APQ	01/06/96 ->, ch. 6KV000001 ->, COL:blue, Conn. nr. 1, switch press. 0.15/0.35 bar, thread M10x1.0	7.0133			
Eng. AEX, AKV, APQ	01/05/97 ->, ch. 6NW000001 ->, COL:green, Conn. nr. 1, spanner size 24, switch press. 0.5 bar, thread M10x1.0	7.0138			
Eng. AKK, ANW, AUD	COL:green, Conn. nr. 1, spanner size 24, switch press. 0.3-0.6 bar, thread M10x1	7.0174			
Eng. AEX, AKV, APQ	Conn. nr. 2, spanner size 21, thread M12x1.5, without adapter		7.6125		
Eng. AEX, AKK, AKV, APQ, AUD	-> 01/12/99, ->ch. 6NY050000, spanner size 22, thread M18x1.5		7.6126		
All engines	01/01/00 ->, ch. 6NY050001 ->, COL:black, Conn. nr. 2, thread M12x1.5, without adapter		7.6215		
Eng. AEX, AKK, AKV, APQ, AUD	-> 01/06/99, 01/07/99 ->, Conn. nr. 2, -e-throttle, PR. 0L0			7.1055	T20
All engines	COL:white			7.1129	T20
Eng. AKK, AUD	+e-throttle, 01/07/99 ->, COL:black, Conn. nr. 4, PR. 0L2			7.1228	T20

ENGINE				
60 1.7 SDI	Diesel	44	08/97-10/99	AKU

Engine	Information	S10	T10	T20 - T23	T22 - T25
All engines	-> 01/07/98, ->ch. 6NX090000, COL:grey, Conn. nr. 1, switch press. 0.9 bar, thread M10x1.0	7.0095			
All engines	01/01/00 ->, ch. 6NY050001 ->, COL:brown, Conn. nr. 1, spanner size 24, switch press. 0.55-0.85 bar, thread M10x1.0	7.0132			
All engines	-> 01/12/99, ->ch. 6NY050000, 01/08/98 ->, ch. 6NX090001 ->, COL:grey, Conn. nr. 1, spanner size 24, switch press. 0.75-1.05 bar, thread M10x1.0	7.0134			
All engines	-> 01/12/99, ->ch. 6NY050000, Conn. nr. 2, spanner size 21, thread M12x1.5, without adapter		7.6125		
All engines	01/01/00 ->, ch. 6NY050001 ->, COL:black, Conn. nr. 2, thread M12x1.5, without adapter		7.6215		
All engines	Conn. nr. 2			7.1055	T20

S10	OIL PRESSURE WARNING LIGHT SWITCH	T10	REVERSING LIGHT SWITCH	T20	BRAKE LIGHT SWITCH
T22	SWITCH CLUTCH CONTROL (CRUISE CONTROL)	T23	SWITCH BRAKE ACTUATION (ENGINE TIMING)	T25	SWITCH CLUTCH CONTROL (ENGINE CONTROL)

FUNCTIONS ON THE VEHICLE

Vehicle	alim.	kW	Date	Engine	 S10	 T10	 T20 - T23	 T22 - T25
---------	-------	----	------	--------	---	---	--	---

ENGINE				
60 1.7 SDI	Diesel	44	08/97-10/99	AKU

Engine	Information	S10	T10	T20 - T23	T22 - T25
All engines	COL:black, Conn. nr. 4			7.1228 T20	
All engines	COL:green				7.1143 T25

ENGINE				
64 1.9 D	Diesel	47	01/96-10/96	1Y

Engine	Information	S10	T10	T20 - T23	T22 - T25
All engines	->ch. 6K-X-520 000, COL:grey	7.0095			
All engines	->ch. 6K-X-520 000, COL:blue	7.0108			
All engines	ch. 6K-X-520 001 ->, COL:blue	7.0133			
All engines	ch. 6K-X-520 001 ->, COL:grey	7.0134			
All engines			7.6125	7.1129 T20	

ENGINE				
64 1.9 D	Diesel	47	10/94-10/99	AEF, AGD, ASX

Engine	Information	S10	T10	T20 - T23	T22 - T25
Eng. AEF, AGD	-> 01/07/98, ->ch. 6NX090000, COL:grey, Conn. nr. 1, switch press. 0.9 bar, thread M10x1.0	7.0095			
All engines	01/01/00 ->, ch. 6NY050001 ->, COL:brown, Conn. nr. 1, spanner size 24, switch press. 0.55-0.85 bar, thread M10x1.0	7.0132			
Eng. AEF	-> 01/12/99, ->ch. 6NY050000, 01/08/98 ->, ch. 6NX090001 ->, COL:grey, Conn. nr. 1, spanner size 24, switch press. 0.75-1.05 bar, thread M10x1.0	7.0134			
All engines	-> 01/12/99, ->ch. 6NY050000, Conn. nr. 2, spanner size 21, thread M12x1.5, without adapter		7.6125		
All engines	01/01/00 ->, ch. 6NY050001 ->, COL:black, Conn. nr. 2, thread M12x1.5, without adapter		7.6215		
All engines	Conn. nr. 2			7.1055 T20	
All engines	COL:black, Conn. nr. 4			7.1228 T20	
Eng. AGD	COL:green				7.1143 T25

ENGINE				
64 1.9 SDI	Diesel	47	12/95-10/99	AEF, AEY, AGD, ASX

Engine	Information	S10	T10	T20 - T23	T22 - T25
Eng. AEF, AEY, AGD	-> 01/07/98, ->ch. 6NX090000, COL:grey, Conn. nr. 1, switch press. 0.9 bar, thread M10x1.0	7.0095			
All engines	01/01/00 ->, ch. 6NY050001 ->, COL:brown, Conn. nr. 1, spanner size 24, switch press. 0.55-0.85 bar, thread M10x1.0	7.0132			
Eng. AEY	COL:blue, Conn. nr. 1, switch press. 0.15/0.35 bar, thread M10x1.0	7.0133			
Eng. AEF	-> 01/12/99, ->ch. 6NY050000, 01/08/98 ->, ch. 6NX090001 ->, COL:grey, Conn. nr. 1, spanner size 24, switch press. 0.75-1.05 bar, thread M10x1.0	7.0134			
Eng. AEF, AGD, ASX	-> 01/12/99, ->ch. 6NY050000, Conn. nr. 2, spanner size 21, thread M12x1.5, without adapter		7.6125		
Eng. AEY	with adapter		7.6193		
Eng. AEF, AGD, ASX	01/01/00 ->, ch. 6NY050001 ->, COL:black, Conn. nr. 2, thread M12x1.5, without adapter		7.6215		
Eng. AEF, AGD, ASX	Conn. nr. 2			7.1055 T20	
Eng. AEY	COL:white			7.1129 T20	
Eng. AEF, AGD, ASX	COL:black, Conn. nr. 4			7.1228 T20	
Eng. AGD	COL:green				7.1143 T25

ENGINE				
68 1.9 SDI	Diesel	50	08/99-01/02	AGP, AQM

Engine	Information	S10	T10	T20 - T23	T22 - T25
All engines	COL:brown, Conn. nr. 1, spanner size 24, switch press. 0.55-0.85 bar, thread M10x1.0	7.0132			
All engines	Conn. nr. 2, spanner size 21, thread M12x1.5, without adapter		7.6125		
All engines	COL:black, Conn. nr. 2, thread M12x1.5, without adapter		7.6215		
All engines	COL:white			7.1129 T20	

ENGINE				
75 1.4 16V	Petrol	55	10/99-09/01	APE, AUA

Engine	Information	S10	T10	T20 - T23	T22 - T25
All engines	COL:green, Conn. nr. 1, spanner size 24, switch press. 0.3-0.6 bar, thread M10x1	7.0174			
All engines	Conn. nr. 2, spanner size 21, thread M12x1.5, without adapter		7.6125		
All engines	COL:black, Conn. nr. 2, thread M12x1.5, without adapter		7.6215		
All engines	COL:white			7.1129 T20	

S10 OIL PRESSURE WARNING LIGHT SWITCH	T10 REVERSING LIGHT SWITCH	T20 BRAKE LIGHT SWITCH
T22 SWITCH CLUTCH CONTROL (CRUISE CONTROL)	T23 SWITCH BRAKE ACTUATION (ENGINE TIMING)	T25 SWITCH CLUTCH CONTROL (ENGINE CONTROL)

Vehicle	alim.	kW	Date	Engine	FUNCTIONS ON THE VEHICLE			
					S10	T10	T20 - T23	T22 - T25

ENGINE				
75 1.6	Petrol	55	10/94-09/01	1F, AEA, AEE, AHS, ALM

Engine	Information	S10	T10	T20 - T23	T22 - T25
All engines	-> 01/04/97, -> ch. 6NV350000, COL:blue, Conn. nr. 1, switch press. 0.25 bar, thread M10x1.0	7.0008			
Eng. 1F	COL:white, Conn. nr. 1, spanner size 24, switch press. 1.8 bar, thread M10x1.0	7.0045			
Eng. 1F, AEE, ALM	COL:blue, Conn. nr. 1, switch press. 0.15/0.35 bar, thread M10x1.0	7.0133			
Eng. AEA, AEE, AHS	01/05/97 ->, ch. 6NW000001 ->, COL:green, Conn. nr. 1, spanner size 24, switch press. 0.5 bar, thread M10x1.0	7.0138			
All engines	Conn. nr. 2, spanner size 21, thread M12x1.5, without adapter		7.6125		
Eng. 1F	spanner size 22, thread M18x1.5		7.6126		
Eng. AEE, ALM	COL:black, Conn. nr. 2, thread M12x1.5, without adapter		7.6215		
Eng. AEA, AEE, AHS	Conn. nr. 2			7.1055	T20
Eng. 1F, AEE, ALM	COL:white			7.1129	T20

ENGINE				
90 1.8	Petrol	66	01/97-09/01	ADD

Engine	Information	S10	T10	T20 - T23	T22 - T25
All engines	COL:blue, Conn. nr. 1, switch press. 0.25 bar, thread M10x1.0	7.0008			
All engines	COL:white, Conn. nr. 1, spanner size 24, switch press. 1.8 bar, thread M10x1.0	7.0045			
All engines	COL:blue, Conn. nr. 1, switch press. 0.15/0.35 bar, thread M10x1.0	7.0133			
All engines	Conn. nr. 2, spanner size 21, thread M12x1.5, without adapter		7.6125		
All engines	COL:black, Conn. nr. 2, thread M12x1.5, without adapter		7.6215		
All engines	COL:white			7.1129	T20

ENGINE				
90 1.9 TDI	Diesel	66	09/96-09/01	AGR, AHU, ALE, ALH

Engine	Information	S10	T10	T20 - T23	T22 - T25
Eng. AHU, ALE	-> 01/06/98, -> ch. 6KX520000, COL:grey, Conn. nr. 1, switch press. 0.9 bar, thread M10x1.0	7.0095			
Eng. AGR, ALH	COL:brown, Conn. nr. 1, spanner size 24, switch press. 0.55-0.85 bar, thread M10x1.0	7.0132			
Eng. AHU, ALE	COL:blue, Conn. nr. 1, switch press. 0.15/0.35 bar, thread M10x1.0	7.0133			
Eng. AHU, ALE	01/07/98 ->, ch. 6KX520001 ->, COL:grey, Conn. nr. 1, spanner size 24, switch press. 0.75-1.05 bar, thread M10x1.0	7.0134			
Eng. AHU, ALE	Conn. nr. 2, spanner size 21, thread M12x1.5, without adapter		7.6125		
Eng. AGR, ALH	with adapter		7.6193		
Eng. AHU, ALE	COL:black, Conn. nr. 2, thread M12x1.5, without adapter		7.6215		
All engines	COL:white			7.1129	T20

POLO IV				
ENGINE				
1.0	Petrol	37	08/96-12/01	AER

Engine	Information	S10	T10	T20 - T23	T22 - T25
All engines	-> ch. 6N-V-350 000	7.0108			
All engines	ch. 6N-W-000 001 ->	7.0138			
All engines	man 5 speed		7.6125		
All engines				7.1055	T20

ENGINE				
1.0	Petrol	58	02/03-10/03	ARA

Engine	Information	S10	T10	T20 - T23	T22 - T25
All engines		7.0139	7.6266		7.1220 T22
All engines	no specific info conc. application available			7.1228, 7.1229	T20

ENGINE				
1.2	Petrol	40	01/02-05/07	AWY, BMD

Engine	Information	S10	T10	T20 - T23	T22 - T25
All engines	COL:green, Conn. nr. 1, spanner size 24, switch press. 0.3-0.6 bar, thread M10x1	7.0174			
All engines	COL:black, Conn. nr. 2, t.nr. DXB/DXK/FFC/FHX/GGU, t.nr. GGV/EWT/HGX/EWR, thread M12x1.5, without adapter		7.6215		
All engines	COL:brown, Conn. nr. 2, t.nr. FCU/FJW/FSM/FVS/GSA, t.nr. GKS/GSB/GKU/GRP/GKN, t.nr. GKT/GKI/GKR/GRS/GSH, t.nr. GRO/GKP/GRU/GKL/GRZ, t.nr. GSB/GSL/GLW/GDP/GDN, without adapter		7.6266		
All engines	COL:black, Conn. nr. 4			7.1228	T20
All engines	COL:blue, Conn. nr. 4				7.1220 T25

S10	OIL PRESSURE WARNING LIGHT SWITCH	T10	REVERSING LIGHT SWITCH	T20	BRAKE LIGHT SWITCH
T22	SWITCH CLUTCH CONTROL (CRUISE CONTROL)	T23	SWITCH BRAKE ACTUATION (ENGINE TIMING)	T25	SWITCH CLUTCH CONTROL (ENGINE CONTROL)

FUNCTIONS ON THE VEHICLE

Vehicle	alim.	kW	Date	Engine	 S10	 T10	 T20 - T23	 T22 - T25
---------	-------	----	------	--------	---	---	--	---

ENGINE				
1.2	Petrol	44	05/07-11/09	BBM

Engine	Information	S10	T10	T20 - T23	T22 - T25
All engines	COL:green, Conn. nr. 1, spanner size 24, switch press. 0.3-0.6 bar, thread M10x1	7.0174			
All engines	COL:black, Conn. nr. 2, t.nr. DXB/DXK/FFC/FHX/GGU, t.nr. GGV/EWT/HGX/EWR, thread M12x1.5, without adapter		7.6215		
All engines	COL:brown, Conn. nr. 2, t.nr. FCU/FJW/FSM/FVS/GSA, t.nr. GKS/GSB/GKU/GRP/GKN, t.nr. GKT/GKJ/GKR/GRS/GSH, t.nr. GRQ/GKP/GRU/GKL/GRZ, t.nr. GSB/GSL/GLW/GDP/GDN, without adapter		7.6266		
All engines	COL:black, Conn. nr. 4			7.1228	T20
All engines	COL:blue, Conn. nr. 4				7.1220 T25

ENGINE				
1.2 12V	Petrol	47	10/01-07/07	AZQ, BME

Engine	Information	S10	T10	T20 - T23	T22 - T25
All engines	COL:green, Conn. nr. 1, spanner size 24, switch press. 0.3-0.6 bar, thread M10x1	7.0174			
All engines	COL:black, Conn. nr. 2, t.nr. DXB/DXK/FFC/FHX/GGU, t.nr. GGV/EWT/HGX/EWR, thread M12x1.5, without adapter		7.6215		
All engines	COL:brown, Conn. nr. 2, t.nr. FCU/FJW/FSM/FVS/GSA, t.nr. GKS/GSB/GKU/GRP/GKN, t.nr. GKT/GKJ/GKR/GRS/GSH, t.nr. GRQ/GKP/GRU/GKL/GRZ, t.nr. GSB/GSL/GLW/GDP/GDN, without adapter		7.6266		
All engines	COL:black, Conn. nr. 4			7.1228	T20
All engines	COL:blue, Conn. nr. 4				7.1220 T25

ENGINE				
1.2 12V	Petrol	51	05/07-11/09	BZG

Engine	Information	S10	T10	T20 - T23	T22 - T25
All engines	COL:green, Conn. nr. 1, spanner size 24, switch press. 0.3-0.6 bar, thread M10x1	7.0174			
All engines	COL:black, Conn. nr. 2, t.nr. DXB/DXK/FFC/FHX/GGU, t.nr. GGV/EWT/HGX/EWR, thread M12x1.5, without adapter		7.6215		
All engines	COL:brown, Conn. nr. 2, t.nr. FCU/FJW/FSM/FVS/GSA, t.nr. GKS/GSB/GKU/GRP/GKN, t.nr. GKT/GKJ/GKR/GRS/GSH, t.nr. GRQ/GKP/GRU/GKL/GRZ, t.nr. GSB/GSL/GLW/GDP/GDN, without adapter		7.6266		
All engines	COL:black, Conn. nr. 4			7.1228	T20
All engines	COL:blue, Conn. nr. 4				7.1220 T25

ENGINE				
1.4	Petrol	55	07/06-04/12	BBY, BKY

Engine	Information	S10	T10	T20 - T23	T22 - T25
All engines	COL:green, Conn. nr. 1, spanner size 24, switch press. 0.3-0.6 bar, thread M10x1	7.0174			
All engines	COL:black, Conn. nr. 2, t.nr. DXB/DXK/FFC/FHX/GGU, t.nr. GGV/EWT/HGX/EWR, thread M12x1.5, without adapter		7.6215		
All engines	COL:brown, Conn. nr. 2, t.nr. FCU/FJW/FSM/FVS/GSA, t.nr. GKS/GSB/GKU/GRP/GKN, t.nr. GKT/GKJ/GKR/GRS/GSH, t.nr. GRQ/GKP/GRU/GKL/GRZ, t.nr. GSB/GSL/GLW/GDP/GDN, without adapter		7.6266		
All engines	COL:black, Conn. nr. 4			7.1228	T20
All engines	COL:blue, Conn. nr. 4				7.1220 T25

ENGINE				
1.4	Petrol	61	08/02-11/09	BLM

Engine	Information	S10	T10	T20 - T23	T22 - T25
All engines		7.0139			7.1220 T22
All engines	COL:black		7.6215		
All engines	COL:brown		7.6266		
All engines	pole nr. 4			7.1228	T20

ENGINE				
1.4	Petrol	63	12/03-05/05	BLM



Engine	Information	S10	T10	T20 - T23	T22 - T25
All engines		7.0139			7.1220 T22
All engines	COL:black		7.6215		
All engines	COL:brown		7.6266		
All engines	pole nr. 4			7.1228	T20

ENGINE				
1.4	Petrol	74	11/03->	BBZ

Engine	Information	S10	T10	T20 - T23	T22 - T25
All engines	COL:green, Conn. nr. 1, spanner size 24, switch press. 0.3-0.6 bar, thread M10x1	7.0174			
All engines	COL:black, Conn. nr. 2, t.nr. DXB/DXK/FFC/FHX/GGU, t.nr. GGV/EWT/HGX/EWR, thread M12x1.5, without adapter		7.6215		

S10 OIL PRESSURE WARNING LIGHT SWITCH	T10 REVERSING LIGHT SWITCH	T20 BRAKE LIGHT SWITCH
T22 SWITCH CLUTCH CONTROL (CRUISE CONTROL)	T23 SWITCH BRAKE ACTUATION (ENGINE TIMING)	T25 SWITCH CLUTCH CONTROL (ENGINE CONTROL)

FUNCTIONS ON THE VEHICLE

Vehicle	alim.	kW	Date	Engine	 S10	 T10	 T20 - T23	 T22 - T25
---------	-------	----	------	--------	---	---	--	---

ENGINE				
1.4	Petrol	74	11/03->	BBZ

Engine	Information	S10	T10	T20 - T23	T22 - T25
All engines	COL: brown, Conn. nr. 2, t.nr. FCU/FJW/FSM/FVS/GSA, t.nr. GKS/GSB/GKU/GRP/GKN, t.nr. GKT/GKJ/GKR/GRS/GSH, t.nr. GRQ/GKP/GRU/GKL/GRZ, t.nr. GSB/GSL/GLW/GDP/GDN, without adapter		7.6266		
All engines	COL: black, Conn. nr. 4			7.1228 T20	
All engines	COL: blue, Conn. nr. 4				7.1220 T25

ENGINE				
1.4 16V	Petrol	55	10/01-05/08	AUA, BBY, BKY

Engine	Information	S10	T10	T20 - T23	T22 - T25
All engines	COL: green, Conn. nr. 1, spanner size 24, switch press. 0.3-0.6 bar, thread M10x1	7.0174			
All engines	COL: black, Conn. nr. 2, t.nr. DXB/DXK/FFC/FHX/GGU, t.nr. GGV/EWT/HGX/EWR, thread M12x1.5, without adapter		7.6215		
All engines	COL: brown, Conn. nr. 2, t.nr. FCU/FJW/FSM/FVS/GSA, t.nr. GKS/GSB/GKU/GRP/GKN, t.nr. GKT/GKJ/GKR/GRS/GSH, t.nr. GRQ/GKP/GRU/GKL/GRZ, t.nr. GSB/GSL/GLW/GDP/GDN, without adapter		7.6266		
All engines	COL: black, Conn. nr. 4			7.1228 T20	
All engines	COL: blue, Conn. nr. 4				7.1220 T25

ENGINE				
1.4 16V	Petrol	59	05/06-11/09	BUD

Engine	Information	S10	T10	T20 - T23	T22 - T25
All engines	COL: green, Conn. nr. 1, spanner size 24, switch press. 0.3-0.6 bar, thread M10x1	7.0174			
All engines	COL: black, Conn. nr. 2, t.nr. DXB/DXK/FFC/FHX/GGU, t.nr. GGV/EWT/HGX/EWR, thread M12x1.5, without adapter		7.6215		
All engines	COL: brown, Conn. nr. 2, t.nr. FCU/FJW/FSM/FVS/GSA, t.nr. GKS/GSB/GKU/GRP/GKN, t.nr. GKT/GKJ/GKR/GRS/GSH, t.nr. GRQ/GKP/GRU/GKL/GRZ, t.nr. GSB/GSL/GLW/GDP/GDN, without adapter		7.6266		
All engines	COL: black, Conn. nr. 4			7.1228 T20	
All engines	COL: blue, Conn. nr. 4				7.1220 T25

ENGINE				
1.4 16V	Petrol	74	10/01-05/08	AUB, BBZ

Engine	Information	S10	T10	T20 - T23	T22 - T25
All engines	COL: green, Conn. nr. 1, spanner size 24, switch press. 0.3-0.6 bar, thread M10x1	7.0174			
All engines	COL: black, Conn. nr. 2, t.nr. DXB/DXK/FFC/FHX/GGU, t.nr. GGV/EWT/HGX/EWR, thread M12x1.5, without adapter		7.6215		
All engines	COL: brown, Conn. nr. 2, t.nr. FCU/FJW/FSM/FVS/GSA, t.nr. GKS/GSB/GKU/GRP/GKN, t.nr. GKT/GKJ/GKR/GRS/GSH, t.nr. GRQ/GKP/GRU/GKL/GRZ, t.nr. GSB/GSL/GLW/GDP/GDN, without adapter		7.6266		
All engines	COL: black, Conn. nr. 4			7.1228 T20	
All engines	COL: blue, Conn. nr. 4				7.1220 T25

ENGINE				
1.4 BiFuel	Petrol/ Petro- leum Gas (LPG)	60	05/06-11/09	BUD

Engine	Information	S10	T10	T20 - T23	T22 - T25
All engines	COL: green, Conn. nr. 1, spanner size 24, switch press. 0.3-0.6 bar, thread M10x1	7.0174			
All engines	COL: black, Conn. nr. 2, t.nr. DXB/DXK/FFC/FHX/GGU, t.nr. GGV/EWT/HGX/EWR, thread M12x1.5, without adapter		7.6215		
All engines	COL: brown, Conn. nr. 2, t.nr. FCU/FJW/FSM/FVS/GSA, t.nr. GKS/GSB/GKU/GRP/GKN, t.nr. GKT/GKJ/GKR/GRS/GSH, t.nr. GRQ/GKP/GRU/GKL/GRZ, t.nr. GSB/GSL/GLW/GDP/GDN, without adapter		7.6266		
All engines	COL: black, Conn. nr. 4			7.1228 T20	
All engines	COL: blue, Conn. nr. 4				7.1220 T25

ENGINE				
1.4 FSI	Petrol	63	02/02-07/06	AXU

Engine	Information	S10	T10	T20 - T23	T22 - T25
All engines	COL: green, Conn. nr. 1, spanner size 24, switch press. 0.3-0.6 bar, thread M10x1	7.0174			
All engines	COL: black, Conn. nr. 2, t.nr. DXB/DXK/FFC/FHX/GGU, t.nr. GGV/EWT/HGX/EWR, thread M12x1.5, without adapter		7.6215		
All engines	COL: brown, Conn. nr. 2, t.nr. FCU/FJW/FSM/FVS/GSA, t.nr. GKS/GSB/GKU/GRP/GKN, t.nr. GKT/GKJ/GKR/GRS/GSH, t.nr. GRQ/GKP/GRU/GKL/GRZ, t.nr. GSB/GSL/GLW/GDP/GDN, without adapter		7.6266		
All engines	COL: black, Conn. nr. 4			7.1228 T20	
All engines	COL: blue, Conn. nr. 4				7.1220 T25

S10	OIL PRESSURE WARNING LIGHT SWITCH	T10	REVERSING LIGHT SWITCH	T20	BRAKE LIGHT SWITCH
T22	SWITCH CLUTCH CONTROL (CRUISE CONTROL)	T23	SWITCH BRAKE ACTUATION (ENGINE TIMING)	T25	SWITCH CLUTCH CONTROL (ENGINE CONTROL)

FUNCTIONS ON THE VEHICLE

Vehicle	alim.	kW	Date	Engine	 S10	 T10	 T20 - T23	 T22 - T25
---------	-------	----	------	--------	---	---	--	---

1.4 TDI Diesel **51** 04/05-11/09 **ENGINE** **BNM, BWB**

Engine	Information	S10	T10	T20 - T23	T22 - T25
All engines	COL: brown, Conn. nr. 1, spanner size 24, switch press. 0.55-0.85 bar, thread M10x1.0	7.0132			
All engines	COL: black, Conn. nr. 2, t.nr. DXB/DXK/FFC/FHX/GGU, t.nr. GGV/EWT/HGX/EWR, thread M12x1.5, without adapter		7.6215		
All engines	COL: brown, Conn. nr. 2, t.nr. FCU/FJW/FSM/FVS/GSA, t.nr. GKS/GSB/GKU/GRP/GKN, t.nr. GKT/GKJ/GKR/GRS/GSH, t.nr. GRQ/GKP/GRU/GKL/GRZ, t.nr. GSB/GSL/GLW/GDP/GDN, without adapter		7.6266		
All engines	COL: black, Conn. nr. 4			7.1228 T20	
All engines	COL: blue, Conn. nr. 4				7.1220 T25

1.4 TDI Diesel **55** 10/01-> **ENGINE** **AMF, BAY**

Engine	Information	S10	T10	T20 - T23	T22 - T25
All engines	COL: brown, Conn. nr. 1, spanner size 24, switch press. 0.55-0.85 bar, thread M10x1.0	7.0132			
All engines	COL: black, Conn. nr. 2, t.nr. DXB/DXK/FFC/FHX/GGU, t.nr. GGV/EWT/HGX/EWR, thread M12x1.5, without adapter		7.6215		
All engines	COL: brown, Conn. nr. 2, t.nr. FCU/FJW/FSM/FVS/GSA, t.nr. GKS/GSB/GKU/GRP/GKN, t.nr. GKT/GKJ/GKR/GRS/GSH, t.nr. GRQ/GKP/GRU/GKL/GRZ, t.nr. GSB/GSL/GLW/GDP/GDN, without adapter		7.6266		
All engines	COL: black, Conn. nr. 4			7.1228 T20	
All engines	COL: blue, Conn. nr. 4				7.1220 T25

1.4 TDI Diesel **59** 04/05-11/09 **ENGINE** **BMS, BNV**

Engine	Information	S10	T10	T20 - T23	T22 - T25
All engines	COL: brown, Conn. nr. 1, spanner size 24, switch press. 0.55-0.85 bar, thread M10x1.0	7.0132			
All engines	COL: black, Conn. nr. 2, t.nr. DXB/DXK/FFC/FHX/GGU, t.nr. GGV/EWT/HGX/EWR, thread M12x1.5, without adapter		7.6215		
All engines	COL: brown, Conn. nr. 2, t.nr. FCU/FJW/FSM/FVS/GSA, t.nr. GKS/GSB/GKU/GRP/GKN, t.nr. GKT/GKJ/GKR/GRS/GSH, t.nr. GRQ/GKP/GRU/GKL/GRZ, t.nr. GSB/GSL/GLW/GDP/GDN, without adapter		7.6266		
All engines	COL: black, Conn. nr. 4			7.1228 T20	
All engines	COL: blue, Conn. nr. 4				7.1220 T25

1.6 Petrol **74** 08/02-> **ENGINE** **BAH, BPA**

Engine	Information	S10	T10	T20 - T23	T22 - T25
All engines		7.0139			7.1220 T22
Eng. BAH	see connection type		7.6215		
All engines	COL: brown, see connection type		7.6266		
All engines	ch. 9N-7P008 962 ->, FOR:(BR), no specific info conc. application available			7.1228 T20	
All engines	->ch. 9N-7P008 961, FOR:(BR), no specific info conc. application available			7.1229 T20	





1.6 16V Petrol **77** 05/06-11/09 **ENGINE** **BTS**

Engine	Information	S10	T10	T20 - T23	T22 - T25
All engines	COL: green, Conn. nr. 1, spanner size 24, switch press. 0.3-0.6 bar, thread M10x1	7.0174			
All engines	COL: black, Conn. nr. 2, t.nr. DXB/DXK/FFC/FHX/GGU, t.nr. GGV/EWT/HGX/EWR, thread M12x1.5, without adapter		7.6215		
All engines	COL: brown, Conn. nr. 2, t.nr. FCU/FJW/FSM/FVS/GSA, t.nr. GKS/GSB/GKU/GRP/GKN, t.nr. GKT/GKJ/GKR/GRS/GSH, t.nr. GRQ/GKP/GRU/GKL/GRZ, t.nr. GSB/GSL/GLW/GDP/GDN, without adapter		7.6266		
All engines	COL: black, Conn. nr. 4			7.1228 T20	
All engines	COL: blue, Conn. nr. 4				7.1220 T25

1.8 GTI Petrol **110** 09/05-11/09 **ENGINE** **BJX**

Engine	Information	S10	T10	T20 - T23	T22 - T25
All engines	COL: black, Conn. nr. 1, switch press. 1.2-1.6 bar, thread M10x1.0	7.0135			
All engines	COL: black, Conn. nr. 2, t.nr. DXB/DXK/FFC/FHX/GGU, t.nr. GGV/EWT/HGX/EWR, thread M12x1.5, without adapter		7.6215		
All engines	COL: brown, Conn. nr. 2, t.nr. FCU/FJW/FSM/FVS/GSA, t.nr. GKS/GSB/GKU/GRP/GKN, t.nr. GKT/GKJ/GKR/GRS/GSH, t.nr. GRQ/GKP/GRU/GKL/GRZ, t.nr. GSB/GSL/GLW/GDP/GDN, without adapter		7.6266		
All engines	COL: black, Conn. nr. 4			7.1228 T20	
All engines	COL: blue, Conn. nr. 4				7.1220 T25

S10 OIL PRESSURE WARNING LIGHT SWITCH	T10 REVERSING LIGHT SWITCH	T20 BRAKE LIGHT SWITCH
T22 SWITCH CLUTCH CONTROL (CRUISE CONTROL)	T23 SWITCH BRAKE ACTUATION (ENGINE TIMING)	T25 SWITCH CLUTCH CONTROL (ENGINE CONTROL)

				FUNCTIONS ON THE VEHICLE				
Vehicle	alim.	kW	Date	Engine	 S10	 T10	 T20 - T23	 T22 - T25

				ENGINE
1.8 GTi Cup Edition	Petrol	132	05/06-11/09	BBU

Engine	Information	S10	T10	T20 - T23	T22 - T25
All engines	COL:black, Conn. nr. 1, switch press. 1.2-1.6 bar, thread M10x1.0	7.0135			
All engines	COL:black, Conn. nr. 2, t.nr. DXB/DXK/FFC/FHX/GGU, t.nr. GGV/EWT/HGX/EWR, thread M12x1.5, without adapter		7.6215		
All engines	COL:brown, Conn. nr. 2, t.nr. FCU/FJW/FSM/FVS/GSA, t.nr. GKS/GSB/GKU/GRP/GKN, t.nr. GKT/GKJ/GKR/GRS/GSH, t.nr. GRQ/GKP/GRU/GKL/GRZ, t.nr. GSB/GSL/GLW/GDP/GDN, without adapter		7.6266		
All engines	COL:black, Conn. nr. 4			7.1228	T20
All engines	COL:blue, Conn. nr. 4				7.1220 T25

				ENGINE
1.9 SDI	Diesel	47	10/01->	ASY

Engine	Information	S10	T10	T20 - T23	T22 - T25
All engines	COL:brown, Conn. nr. 1, spanner size 24, switch press. 0.55-0.85 bar, thread M10x1.0	7.0132			
All engines	COL:black, Conn. nr. 2, t.nr. DXB/DXK/FFC/FHX/GGU, t.nr. GGV/EWT/HGX/EWR, thread M12x1.5, without adapter		7.6215		
All engines	COL:brown, Conn. nr. 2, t.nr. FCU/FJW/FSM/FVS/GSA, t.nr. GKS/GSB/GKU/GRP/GKN, t.nr. GKT/GKJ/GKR/GRS/GSH, t.nr. GRQ/GKP/GRU/GKL/GRZ, t.nr. GSB/GSL/GLW/GDP/GDN, without adapter		7.6266		
All engines	COL:black, Conn. nr. 4			7.1228	T20
All engines	COL:blue, Conn. nr. 4				7.1220 T25

				ENGINE
1.9 TDI	Diesel	74	10/01-11/09	ATD, AXR, BMT

Engine	Information	S10	T10	T20 - T23	T22 - T25
All engines	COL:brown, Conn. nr. 1, spanner size 24, switch press. 0.55-0.85 bar, thread M10x1.0	7.0132			
All engines	COL:black, Conn. nr. 2, t.nr. DXB/DXK/FFC/FHX/GGU, t.nr. GGV/EWT/HGX/EWR, thread M12x1.5, without adapter		7.6215		
All engines	COL:brown, Conn. nr. 2, t.nr. FCU/FJW/FSM/FVS/GSA, t.nr. GKS/GSB/GKU/GRP/GKN, t.nr. GKT/GKJ/GKR/GRS/GSH, t.nr. GRQ/GKP/GRU/GKL/GRZ, t.nr. GSB/GSL/GLW/GDP/GDN, without adapter		7.6266		
All engines	COL:black, Conn. nr. 4			7.1228	T20
All engines	COL:blue, Conn. nr. 4				7.1220 T25

				ENGINE
1.9 TDI	Diesel	96	11/03-11/09	ASZ, BLT

Engine	Information	S10	T10	T20 - T23	T22 - T25
All engines	COL:brown, Conn. nr. 1, spanner size 24, switch press. 0.55-0.85 bar, thread M10x1.0	7.0132			
All engines	COL:black, Conn. nr. 2, t.nr. DXB/DXK/FFC/FHX/GGU, t.nr. GGV/EWT/HGX/EWR, thread M12x1.5, without adapter		7.6215		
All engines	COL:brown, Conn. nr. 2, t.nr. FCU/FJW/FSM/FVS/GSA, t.nr. GKS/GSB/GKU/GRP/GKN, t.nr. GKT/GKJ/GKR/GRS/GSH, t.nr. GRQ/GKP/GRU/GKL/GRZ, t.nr. GSB/GSL/GLW/GDP/GDN, without adapter		7.6266		
All engines	COL:black, Conn. nr. 4			7.1228	T20
All engines	COL:blue, Conn. nr. 4				7.1220 T25

				ENGINE
2.0	Petrol	85	09/02->	BBX

Engine	Information	S10	T10	T20 - T23	T22 - T25
All engines		7.0135			7.1220 T22
All engines	COL:black		7.6215		
All engines	COL:brown		7.6266		
All engines	no specific info conc. application available			7.1228, 7.1229	T20

				ENGINE
POLO V				

				ENGINE
1.0	Petrol	44	01/14->	CHYA

Engine	Information	S10	T10	T20 - T23	T22 - T25
All engines	COL:green, Conn. nr. 1, spanner size 24, switch press. 0.3-0.6 bar, thread M10x1	7.0174			
All engines	COL:brown, Conn. nr. 2, without adapter		7.6266		
All engines	COL:black, Conn. nr. 4			7.1232	T20
All engines	Conn. nr. 5				7.1337 T22

				ENGINE
1.0	Petrol	55	01/14->	CHYB

Engine	Information	S10	T10	T20 - T23	T22 - T25
All engines	COL:green, Conn. nr. 1, spanner size 24, switch press. 0.3-0.6 bar, thread M10x1	7.0174			
All engines	COL:brown, Conn. nr. 2, without adapter		7.6266		
All engines	COL:black, Conn. nr. 4			7.1232	T20

S10	OIL PRESSURE WARNING LIGHT SWITCH	T10	REVERSING LIGHT SWITCH	T20	BRAKE LIGHT SWITCH
T22	SWITCH CLUTCH CONTROL (CRUISE CONTROL)	T23	SWITCH BRAKE ACTUATION (ENGINE TIMING)	T25	SWITCH CLUTCH CONTROL (ENGINE CONTROL)

FUNCTIONS ON THE VEHICLE

Vehicle	alim.	kW	Date	Engine				
					S10	T10	T20 - T23	T22 - T25

ENGINE				
1.0	Petrol	55	01/14->	CHYB

Engine	Information	S10	T10	T20 - T23	T22 - T25
All engines	Conn. nr. 5				7.1337 T22

ENGINE				
1.0 TSI	Petrol	70	11/14->	CHZB

Engine	Information	S10	T10	T20 - T23	T22 - T25
All engines	COL:black, Conn. nr. 2, t.tnr. PHB/QYC/RTE, thread M12x1.5, without adapter		7.6215		
All engines	COL:brown, Conn. nr. 2, t.tnr. QTS, without adapter		7.6266		
All engines	COL:black, Conn. nr. 4			7.1232 T20	
All engines	Conn. nr. 5				7.1337 T22

ENGINE				
1.0 TSI	Petrol	81	11/14->	CHZC

Engine	Information	S10	T10	T20 - T23	T22 - T25
All engines	COL:brown, Conn. nr. 2, without adapter		7.6266		
All engines	COL:black, Conn. nr. 4			7.1232 T20	
All engines	Conn. nr. 5				7.1337 T22

ENGINE				
1.2	Petrol	44	06/09->	CGPB

Engine	Information	S10	T10	T20 - T23	T22 - T25
All engines	COL:green, Conn. nr. 1, spanner size 24, switch press. 0.3-0.6 bar, thread M10x1	7.0174			
All engines	COL:brown, Conn. nr. 2, without adapter		7.6266		
All engines	COL:black, Conn. nr. 4			7.1232 T20	
All engines	COL:blue, Conn. nr. 4				7.1220 T25
All engines	Conn. nr. 5				7.1309 T22

ENGINE				
1.2	Petrol	51	06/09->	CGPA

Engine	Information	S10	T10	T20 - T23	T22 - T25
All engines	COL:green, Conn. nr. 1, spanner size 24, switch press. 0.3-0.6 bar, thread M10x1	7.0174			
All engines	COL:brown, Conn. nr. 2, without adapter		7.6266		
All engines	COL:black, Conn. nr. 4			7.1232 T20	
All engines	COL:blue, Conn. nr. 4				7.1220 T25
All engines	Conn. nr. 5				7.1309 T22

ENGINE				
1.2 [IND]	Petrol	55	08/11->	CJLA

Engine	Information	S10	T10	T20 - T23	T22 - T25
All engines		7.0139		7.1232 T20	
All engines	COL:black		7.6215		
All engines	COL:brown		7.6266		
All engines	COL:blue				7.1220 T22

ENGINE				
1.2 TDI	Diesel	55	10/09->	CFWA

Engine	Information	S10	T10	T20 - T23	T22 - T25
All engines	COL:green, Conn. nr. 1, spanner size 24, switch press. 0.3-0.6 bar, thread M10x1	7.0174			
All engines	COL:black, Conn. nr. 2, thread M12x1.5, without adapter		7.6215		
All engines	COL:black, Conn. nr. 4			7.1232 T20	
All engines	COL:blue, Conn. nr. 4				7.1220 T25
All engines	Conn. nr. 5				7.1309 T22

ENGINE				
1.2 TSI	Petrol	66	05/11->	CBZC, CJZC

Engine	Information	S10	T10	T20 - T23	T22 - T25
All engines	COL:green, Conn. nr. 1, spanner size 24, switch press. 0.3-0.6 bar, thread M10x1	7.0174			
Eng. CJZC			7.6215		
All engines	COL:brown, Conn. nr. 2, without adapter		7.6266		
All engines	COL:black, Conn. nr. 4			7.1232 T20	
Eng. CBZC	COL:blue, Conn. nr. 4				7.1220 T25
Eng. CBZC	Conn. nr. 5				7.1309 T22
Eng. CJZC	Conn. nr. 5				7.1337 T22

S10	OIL PRESSURE WARNING LIGHT SWITCH	T10	REVERSING LIGHT SWITCH	T20	BRAKE LIGHT SWITCH
T22	SWITCH CLUTCH CONTROL (CRUISE CONTROL)	T23	SWITCH BRAKE ACTUATION (ENGINE TIMING)	T25	SWITCH CLUTCH CONTROL (ENGINE CONTROL)

FUNCTIONS ON THE VEHICLE

Vehicle	alim.	kW	Date	Engine	 S10	 T10	 T20 - T23	 T22 - T25
---------	-------	----	------	--------	---	---	--	---

ENGINE				
1.2 TSI	Petrol	77	11/09->	CBZB

Engine	Information	S10	T10	T20 - T23	T22 - T25
All engines	COL:green, Conn. nr. 1, spanner size 24, switch press. 0.3-0.6 bar, thread M10x1	7.0174			
All engines	COL:brown, Conn. nr. 2, without adapter		7.6266		
All engines	COL:black, Conn. nr. 4			7.1232 T20	
All engines	COL:blue, Conn. nr. 4				7.1220 T25
All engines	Conn. nr. 5				7.1309 T22

ENGINE				
1.2 TSI	Petrol	81	01/14->	CJZD

Engine	Information	S10	T10	T20 - T23	T22 - T25
All engines	COL:green, Conn. nr. 1, spanner size 24, switch press. 0.3-0.6 bar, thread M10x1	7.0174			
All engines	COL:brown, Conn. nr. 2, t.nr. PEC/PPAPRO/QNH/NJU, t.nr. QQR, without adapter		7.6266		
All engines	COL:black, Conn. nr. 4			7.1232 T20	
All engines	Conn. nr. 5				7.1337 T22

ENGINE				
1.2 TSI 16V	Petrol	66	02/14->	CJZC

Engine	Information	S10	T10	T20 - T23	T22 - T25
All engines	COL:green, Conn. nr. 1, spanner size 24, switch press. 0.3-0.6 bar, thread M10x1	7.0174			
All engines	COL:brown, Conn. nr. 2, without adapter		7.6266		
All engines	COL:black, Conn. nr. 4			7.1232 T20	
All engines	Conn. nr. 5				7.1337 T22

ENGINE				
1.4	Petrol	63	03/09-05/14	CDDA, CGGB, CLPA

Engine	Information	S10	T10	T20 - T23	T22 - T25
Eng. CDDA		7.0139			
Eng. CGGB, CLPA	COL:green, Conn. nr. 1, spanner size 24, switch press. 0.3-0.6 bar, thread M10x1	7.0174			
All engines	COL:black, Conn. nr. 2, thread M12x1.5, without adapter		7.6215		
All engines	COL:brown, Conn. nr. 2, without adapter		7.6266		
All engines	COL:black, Conn. nr. 4			7.1232 T20	
Eng. CDDA	pole nr. 2				7.1220 T22
Eng. CGGB, CLPA	COL:blue, Conn. nr. 4				7.1220 T25
All engines	+start-stop function, Conn. nr. 5, pole nr. 4				7.1309 T22

ENGINE				
1.4 BiFuel	Petrol/ Petro- leum Gas (LPG)	60	03/10-01/11	CMAA

Engine	Information	S10	T10	T20 - T23	T22 - T25
All engines	COL:green, Conn. nr. 1, spanner size 24, switch press. 0.3-0.6 bar, thread M10x1	7.0174			
All engines	COL:brown, Conn. nr. 2, without adapter		7.6266		
All engines	COL:black, Conn. nr. 4			7.1232 T20	
All engines	COL:blue, Conn. nr. 4				7.1220 T25
All engines	Conn. nr. 5				7.1309 T22

ENGINE				
1.4 GTI	Petrol	132	05/10->	CAVE, CTHE

Engine	Information	S10	T10	T20 - T23	T22 - T25
Eng. CAVE	COL:green, Conn. nr. 1, spanner size 24, switch press. 0.3-0.6 bar, thread M10x1	7.0174			
All engines	COL:green, Conn. nr. 1, switch press. 0.3-0.6 bar, thread M10x1	7.0196			
All engines	COL:black, Conn. nr. 4			7.1232 T20	

ENGINE				
1.4 TDI	Diesel	55	03/14->	CUSA, CYZB

Engine	Information	S10	T10	T20 - T23	T22 - T25
All engines	COL:black, Conn. nr. 2, thread M12x1.5, without adapter		7.6215		
Eng. CYZB			7.6266		
All engines	COL:black, Conn. nr. 4			7.1232 T20	
All engines	Conn. nr. 5				7.1337 T22

S10	OIL PRESSURE WARNING LIGHT SWITCH	T10	REVERSING LIGHT SWITCH	T20	BRAKE LIGHT SWITCH
T22	SWITCH CLUTCH CONTROL (CRUISE CONTROL)	T23	SWITCH BRAKE ACTUATION (ENGINE TIMING)	T25	SWITCH CLUTCH CONTROL (ENGINE CONTROL)

FUNCTIONS ON THE VEHICLE

Vehicle	alim.	kW	Date	Engine	 S10	 T10	 T20 - T23	 T22 - T25
---------	-------	----	------	--------	---	---	--	---

				ENGINE
1.4 TDI	Diesel	66	02/14->	CUSB

Engine	Information	S10	T10	T20 - T23	T22 - T25
All engines			7.6215, 7.6266		
All engines	COL:black, Conn. nr. 4			7.1232 T20	
All engines	Conn. nr. 5				7.1337 T22

				ENGINE
1.4 TDI	Diesel	77	05/14->	CUTA, CYZA

Engine	Information	S10	T10	T20 - T23	T22 - T25
All engines	COL:black, Conn. nr. 2, thread M12x1.5, without adapter		7.6215		
All engines	COL:black, Conn. nr. 4			7.1232 T20	
All engines	Conn. nr. 5				7.1337 T22

				ENGINE
1.4 TSI	Petrol	103	10/12->	CPTA

Engine	Information	S10	T10	T20 - T23	T22 - T25
All engines	COL:green, Conn. nr. 1, spanner size 24, switch press. 0.3-0.6 bar, thread M10x1	7.0174			
All engines	COL:blue, Conn. nr. 1, switch press. 2.15-2.95 bar, thread M10x1	7.0192			
All engines	COL:brown, Conn. nr. 2, without adapter		7.6266		
All engines	COL:black, Conn. nr. 4			7.1232 T20	
All engines	COL:blue, Conn. nr. 4				7.1220 T25
All engines	Conn. nr. 5				7.1309 T22

				ENGINE
1.4 TSI	Petrol	110	05/14->	CZEA

Engine	Information	S10	T10	T20 - T23	T22 - T25
All engines	COL:green, Conn. nr. 1, spanner size 24, switch press. 0.3-0.6 bar, thread M10x1	7.0174			
All engines	COL:blue, Conn. nr. 2, switch press. 2.15-2.95 bar, thread M10x1.0	7.0192			
All engines	COL:brown, Conn. nr. 2, t.tnr. QTR/QQR, without adapter		7.6266		
All engines	COL:black, Conn. nr. 4			7.1232 T20	
All engines	Conn. nr. 5				7.1337 T22

				ENGINE
1.4 TSI [RUS]	Petrol	92	05/14->	CZCA

Engine	Information	S10	T10	T20 - T23	T22 - T25
All engines	COL:green	7.0139			
All engines	COL:blue	7.0192			
All engines			7.6266	7.1232 T20	7.1220 T22

				ENGINE
1.5 TDI [IND]	Diesel	66	05/14->	CWXA

Engine	Information	S10	T10	T20 - T23	T22 - T25
All engines		7.0139		7.1232 T20	7.1220 T22
All engines	COL:black		7.6215		
All engines	COL:brown		7.6266		

				ENGINE
1.5 TDI [IND]	Diesel	77	05/14->	CWXB

Engine	Information	S10	T10	T20 - T23	T22 - T25
All engines		7.0139		7.1232 T20	7.1220 T22
All engines	COL:black		7.6215		
All engines	COL:brown		7.6266		

				ENGINE
1.5 TDI [IND]	Diesel	81	05/14->	CWXC

Engine	Information	S10	T10	T20 - T23	T22 - T25
All engines		7.0139		7.1232 T20	7.1220 T22
All engines	COL:black		7.6215		
All engines	COL:brown		7.6266		

				ENGINE
1.6	Petrol	63	05/10->	CFNB

Engine	Information	S10	T10	T20 - T23	T22 - T25
All engines	COL:green, Conn. nr. 1, switch press. 0.3-0.6 bar, thread M10x1	7.0196			
All engines	COL:brown, Conn. nr. 2, without adapter		7.6266		
All engines	COL:black, Conn. nr. 4			7.1232 T20	
All engines					7.1220 T22

S10 OIL PRESSURE WARNING LIGHT SWITCH	T10 REVERSING LIGHT SWITCH	T20 BRAKE LIGHT SWITCH
T22 SWITCH CLUTCH CONTROL (CRUISE CONTROL)	T23 SWITCH BRAKE ACTUATION (ENGINE TIMING)	T25 SWITCH CLUTCH CONTROL (ENGINE CONTROL)

FUNCTIONS ON THE VEHICLE

Vehicle	alim.	kW	Date	Engine	 S10	 T10	 T20 - T23	 T22 - T25
---------	-------	----	------	--------	---	---	--	---

				ENGINE
1.6	Petrol	63	05/10->	CFNB

Engine	Information	S10	T10	T20 - T23	T22 - T25
All engines	COL:blue, Conn. nr. 4				7.1220 T25

				ENGINE
1.6	Petrol	66	07/14->	CWVB

Engine	Information	S10	T10	T20 - T23	T22 - T25
All engines	COL:green, Conn. nr. 1, spanner size 24, switch press. 0.3-0.6 bar, thread M10x1	7.0174			
All engines	COL:brown, Conn. nr. 2, without adapter		7.6266		
All engines	COL:black, Conn. nr. 4			7.1232 T20	
All engines	COL:blue, Conn. nr. 4				7.1220 T22
All engines	Conn. nr. 5				7.1337 T22

				ENGINE
1.6	Petrol	77	01/10->	CFNA, CLSA

Engine	Information	S10	T10	T20 - T23	T22 - T25
Eng. CLSA		7.0139			
Eng. CFNA	COL:green, Conn. nr. 1, switch press. 0.3-0.6 bar, thread M10x1	7.0196			
Eng. CLSA	COL:black, NOT FOR:(MAL)		7.6215		
All engines	COL:brown, Conn. nr. 2, NOT FOR:(MAL), without adapter		7.6266		
All engines	COL:black, Conn. nr. 4			7.1232 T20	
All engines	NOT FOR:(MAL), pole nr. 2				7.1220 T22
Eng. CFNA	COL:blue, Conn. nr. 4				7.1220 T25
Eng. CLSA	+start-stop function, NOT FOR:(MAL), pole nr. 4				7.1309 T22

				ENGINE
1.6	Petrol	81	07/14->	CWVA

Engine	Information	S10	T10	T20 - T23	T22 - T25
All engines	COL:green, Conn. nr. 1, spanner size 24, switch press. 0.3-0.6 bar, thread M10x1	7.0174			
All engines	COL:brown, Conn. nr. 2, without adapter		7.6266		
All engines	COL:black, Conn. nr. 4			7.1232 T20	
All engines	COL:blue, Conn. nr. 4				7.1220 T22
All engines	Conn. nr. 5				7.1337 T22

				ENGINE
1.6 BiFuel	Petrol/ Petroleum Gas (LPG)	60	01/11->	CNKA

Engine	Information	S10	T10	T20 - T23	T22 - T25
All engines	COL:green, Conn. nr. 1, spanner size 24, switch press. 0.3-0.6 bar, thread M10x1	7.0174			
All engines	COL:green, Conn. nr. 1, switch press. 0.3-0.6 bar, thread M10x1	7.0196			
All engines	COL:brown, Conn. nr. 2, without adapter		7.6266		
All engines	COL:black, Conn. nr. 4			7.1232 T20	
All engines	COL:blue, Conn. nr. 4				7.1220 T25
All engines	Conn. nr. 5				7.1309 T22

				ENGINE
1.6 TDI	Diesel	55	06/09->	CAVA

Engine	Information	S10	T10	T20 - T23	T22 - T25
All engines	COL:green, Conn. nr. 1, spanner size 24, switch press. 0.3-0.6 bar, thread M10x1	7.0174			
All engines	COL:black, Conn. nr. 2, thread M12x1.5, without adapter		7.6215		
All engines	COL:black, Conn. nr. 4			7.1232 T20	
All engines	COL:blue, Conn. nr. 4				7.1220 T25
All engines	Conn. nr. 5				7.1309 T22

				ENGINE
1.6 TDI	Diesel	66	06/09->	CAYB

Engine	Information	S10	T10	T20 - T23	T22 - T25
All engines	COL:green, Conn. nr. 1, spanner size 24, switch press. 0.3-0.6 bar, thread M10x1	7.0174			
All engines	COL:black, Conn. nr. 2, thread M12x1.5, without adapter		7.6215		
All engines	COL:black, Conn. nr. 4			7.1232 T20	
All engines	COL:blue, Conn. nr. 4				7.1220 T25
All engines	Conn. nr. 5				7.1309 T22

S10	OIL PRESSURE WARNING LIGHT SWITCH	T10	REVERSING LIGHT SWITCH	T20	BRAKE LIGHT SWITCH
T22	SWITCH CLUTCH CONTROL (CRUISE CONTROL)	T23	SWITCH BRAKE ACTUATION (ENGINE TIMING)	T25	SWITCH CLUTCH CONTROL (ENGINE CONTROL)

FUNCTIONS ON THE VEHICLE

Vehicle	alim.	kW	Date	Engine	 S10	 T10	 T20 - T23	 T22 - T25
---------	-------	----	------	--------	---	---	--	---

				ENGINE
1.6 TDI	Diesel	77	06/09->	CAYC, CLNA

Engine	Information	S10	T10	T20 - T23	T22 - T25
Eng. CLNA		7.0139			
Eng. CAYC	COL:green, Conn. nr. 1, spanner size 24, switch press. 0.3-0.6 bar, thread M10x1	7.0174			
Eng. CLNA	COL:black		7.6215		
All engines	COL:brown, Conn. nr. 2, without adapter		7.6266		
All engines	COL:black, Conn. nr. 4			7.1232 T20	
Eng. CLNA	pole nr. 2				7.1220 T22
Eng. CAYC	COL:blue, Conn. nr. 4				7.1220 T25
All engines	+start-stop function, Conn. nr. 5, pole nr. 4				7.1309 T22

				ENGINE
1.8 GTI	Petrol	136	11/14->	CWYA

Engine	Information	S10	T10	T20 - T23	T22 - T25
All engines	COL:black		7.6215		
All engines	COL:brown		7.6266		
All engines				7.1232 T20	7.1337 T22

				ENGINE
1.8 GTI	Petrol	141	11/14->	DAJA, DAJB

Engine	Information	S10	T10	T20 - T23	T22 - T25
All engines	COL:brown, Conn. nr. 1, spanner size 24, switch press. 0.55-0.85 bar, thread M10x1.0	7.0132			
All engines	COL:blue, Conn. nr. 1, switch press. 2.15-2.95 bar, thread M10x1	7.0192			
All engines	COL:brown, Conn. nr. 2, without adapter		7.6266		
All engines	COL:black, Conn. nr. 4			7.1232 T20	
All engines	Conn. nr. 5				7.1337 T22

				ENGINE
2.0 R WRC	Petrol	162	08/13->	CDLJ

Engine	Information	S10	T10	T20 - T23	T22 - T25
All engines	COL:black, Conn. nr. 2, switch press. 1.2-1.6 bar, thread M10x1.0	7.0168			
All engines	COL:brown, Conn. nr. 2, without adapter		7.6266		
All engines	COL:black, Conn. nr. 4			7.1232 T20	
All engines	COL:blue, Conn. nr. 4				7.1220 T25
All engines	Conn. nr. 5				7.1309 T22

				ENGINE
1.0	Petrol	48	08/17->	CHYC

Engine	Information	S10	T10	T20 - T23	T22 - T25
All engines	COL:green, Conn. nr. 1, spanner size 24, switch press. 0.3-0.6 bar, thread M10x1	7.0174			
All engines	COL:black, Conn. nr. 2, t.tnr. RZU, thread M12x1.5, without adapter		7.6215		
All engines	COL:brown, Conn. nr. 2, t.tnr. SJD/SBY/SND, without adapter		7.6266		
All engines	COL:black, Conn. nr. 4			7.1232 T20	
All engines					7.1311 T22

				ENGINE
1.0	Petrol	55	06/17->	CHYB

Engine	Information	S10	T10	T20 - T23	T22 - T25
All engines	COL:green, Conn. nr. 1, spanner size 24, switch press. 0.3-0.6 bar, thread M10x1	7.0174			
All engines	COL:black, Conn. nr. 2, t.tnr. RZU, thread M12x1.5, without adapter		7.6215		
All engines	COL:brown, Conn. nr. 2, t.tnr. SJD/SBY/SND, without adapter		7.6266		
All engines	COL:black, Conn. nr. 4			7.1232 T20	
All engines					7.1311 T22

				ENGINE
1.0 TGI	Petrol/ Natural Gas (CNG)	66	09/17->	DBYA

Engine	Information	S10	T10	T20 - T23	T22 - T25
All engines	COL:black, Conn. nr. 2, t.tnr. RZU, thread M12x1.5, without adapter		7.6215		
All engines	COL:brown, Conn. nr. 2, t.tnr. SJD/SBY/SND, without adapter		7.6266		
All engines	COL:black, Conn. nr. 4			7.1232 T20	

S10 OIL PRESSURE WARNING LIGHT SWITCH	T10 REVERSING LIGHT SWITCH	T20 BRAKE LIGHT SWITCH
T22 SWITCH CLUTCH CONTROL (CRUISE CONTROL)	T23 SWITCH BRAKE ACTUATION (ENGINE TIMING)	T25 SWITCH CLUTCH CONTROL (ENGINE CONTROL)

FUNCTIONS ON THE VEHICLE

Vehicle	alim.	kW	Date	Engine	 S10	 T10	 T20 - T23	 T22 - T25
---------	-------	----	------	--------	---	---	--	---

				ENGINE
1.0 TGI	Petrol/ Natural Gas (CNG)	66	09/17->	DBYA

Engine	Information	S10	T10	T20 - T23	T22 - T25
All engines					7.1311 T22

				ENGINE
1.0 TSI	Petrol	70	06/17->	CHZL

Engine	Information	S10	T10	T20 - T23	T22 - T25
All engines	COL:black, Conn. nr. 2, t.tnr. RZU, thread M12x1.5, without adapter		7.6215		
All engines	COL:brown, Conn. nr. 2, t.tnr. SJD/SBY/SND, without adapter		7.6266		
All engines	COL:black, Conn. nr. 4			7.1232 T20	
All engines					7.1311 T22

				ENGINE
1.0 TSI	Petrol	85	09/17->	CHZJ, DKJA

Engine	Information	S10	T10	T20 - T23	T22 - T25
All engines	COL:brown, Conn. nr. 2, without adapter		7.6266		
All engines	COL:black, Conn. nr. 4			7.1232 T20	
All engines					7.1311 T22

				ENGINE
1.6 TDI	Diesel	59	11/17->	DGTC

Engine	Information	S10	T10	T20 - T23	T22 - T25
All engines	COL:black, Conn. nr. 2, thread M12x1.5, without adapter		7.6215		
All engines	COL:brown, Conn. nr. 2, without adapter		7.6266		
All engines	COL:black, Conn. nr. 4			7.1232 T20	
All engines					7.1311 T22

				ENGINE
1.6 TDI	Diesel	70	11/17->	DGTD

Engine	Information	S10	T10	T20 - T23	T22 - T25
All engines	COL:black, Conn. nr. 2, thread M12x1.5, without adapter		7.6215		
All engines	COL:brown, Conn. nr. 2, without adapter		7.6266		
All engines	COL:black, Conn. nr. 4			7.1232 T20	
All engines					7.1311 T22

				ENGINE
2.0 GTI	Petrol	147	11/17->	CZPC

Engine	Information	S10	T10	T20 - T23	T22 - T25
All engines	COL:brown, Conn. nr. 1, spanner size 24, switch press. 0.55-0.85 bar, thread M10x1.0	7.0132			
All engines	COL:blue, Conn. nr. 1, switch press. 2.15-2.95 bar, thread M10x1	7.0192			
All engines	COL:black, Conn. nr. 4			7.1232 T20	

SANTANA

				ENGINE
1.6	Petrol	55	08/81-12/84	DT

Engine	Information	S10	T10	T20 - T23	T22 - T25
All engines	COL:brown	7.0008			
All engines	COL:white	7.0045			
All engines	COL:black	7.0046			
All engines			7.6010		
All engines	LHD			7.1055 T20	
All engines	RHD			7.1056 T20	

				ENGINE
1.6 TD	Diesel	51	12/81-12/84	CY

Engine	Information	S10	T10	T20 - T23	T22 - T25
All engines	COL:brown	7.0008			
All engines	COL:white	7.0045			
All engines	COL:black	7.0046			
All engines			7.6010		
All engines	LHD			7.1055 T20	
All engines	RHD			7.1056 T20	

S10	OIL PRESSURE WARNING LIGHT SWITCH	T10	REVERSING LIGHT SWITCH	T20	BRAKE LIGHT SWITCH
T22	SWITCH CLUTCH CONTROL (CRUISE CONTROL)	T23	SWITCH BRAKE ACTUATION (ENGINE TIMING)	T25	SWITCH CLUTCH CONTROL (ENGINE CONTROL)

FUNCTIONS ON THE VEHICLE

Vehicle	alim.	kW	Date	Engine	 S10	 T10	 T20 - T23	 T22 - T25
---------	-------	----	------	--------	---	---	--	---

				ENGINE
1.8	Petrol	66	01/83-12/84	DS

Engine	Information	S10	T10	T20 - T23	T22 - T25
All engines	COL: brown	7.0008			
All engines	COL: white	7.0045			
All engines	COL: black	7.0046			
All engines			7.6010		
All engines	LHD			7.1055	T20
All engines	RHD			7.1056	T20

				ENGINE
1.9	Petrol	85	08/81-07/83	WN

Engine	Information	S10	T10	T20 - T23	T22 - T25
All engines	COL: brown	7.0008			
All engines	COL: white	7.0045			
All engines	COL: black	7.0046			
All engines			7.6010		
All engines	LHD			7.1055	T20
All engines	RHD			7.1056	T20

				ENGINE
2.0	Petrol	85	08/83-12/84	JS

Engine	Information	S10	T10	T20 - T23	T22 - T25
All engines		7.0008	7.6010		
All engines	+automatic transmission	7.0051			
All engines	LHD			7.1055	T20
All engines	RHD			7.1056	T20

SCIROCCO I

				ENGINE
1.1	Petrol	37	04/74-07/79	FA

Engine	Information	S10	T10	T20 - T23	T22 - T25
All engines		7.0008	7.6010	7.1102	T20

				ENGINE
1.3	Petrol	44	08/79-07/80	GF

Engine	Information	S10	T10	T20 - T23	T22 - T25
All engines	COL: brown	7.0008			
All engines			7.6010	7.1102	T20

				ENGINE
1.5	Petrol	51	02/74-07/80	FH, JB

Engine	Information	S10	T10	T20 - T23	T22 - T25
Eng. JB		7.0008		7.1102	T20
Eng. FH		7.0010			

				ENGINE
1.5	Petrol	55	02/74-08/75	YJ, ZB

Engine	Information	S10	T10	T20 - T23	T22 - T25
All engines		7.0010			

				ENGINE
1.6	Petrol	51	08/75-07/77	FT

Engine	Information	S10	T10	T20 - T23	T22 - T25
All engines		7.0010			

				ENGINE
1.6	Petrol	55	08/75-07/79	FN, FP

Engine	Information	S10	T10	T20 - T23	T22 - T25
All engines		7.0010			





				ENGINE
1.6	Petrol	63	08/75-07/80	FR

Engine	Information	S10	T10	T20 - T23	T22 - T25
All engines		7.0010			

				ENGINE
1.6	Petrol	81	06/76-07/80	EG

Engine	Information	S10	T10	T20 - T23	T22 - T25
All engines		7.0010			

S10 OIL PRESSURE WARNING LIGHT SWITCH	T10 REVERSING LIGHT SWITCH	T20 BRAKE LIGHT SWITCH
T22 SWITCH CLUTCH CONTROL (CRUISE CONTROL)	T23 SWITCH BRAKE ACTUATION (ENGINE TIMING)	T25 SWITCH CLUTCH CONTROL (ENGINE CONTROL)

				FUNCTIONS ON THE VEHICLE				
Vehicle	alim.	kW	Date	Engine				
					S10	T10	T20 - T23	T22 - T25

SCIROCCO II

				ENGINE
1.3	Petrol	40	08/83-07/84	HK

Engine	Information	S10	T10	T20 - T23	T22 - T25
All engines	COL:white	7.0045			
All engines	COL:blue	7.0108			
All engines			7.6010		
All engines	ch. 53-E-021 619 ->			7.1055	T20
All engines	->ch. 53-E-060 000, ch. 53-E-021 619 ->, RHD			7.1056	T20
All engines	->ch. 53-E-021 618, pole nr. 2			7.1102	T20

				ENGINE
1.3	Petrol	44	08/80-12/83	GF

Engine	Information	S10	T10	T20 - T23	T22 - T25
All engines	COL:brown	7.0008			
All engines			7.6010	7.1102	T20

				ENGINE
1.6	Petrol	51	08/83-07/84	EWA

Engine	Information	S10	T10	T20 - T23	T22 - T25
All engines	COL:white	7.0045			
All engines	COL:blue	7.0108			
All engines			7.6125		
All engines	ch. 53-E-021 619 ->			7.1055	T20
All engines	->ch. 53-E-060 000, ch. 53-E-021 619 ->, RHD			7.1056	T20
All engines	->ch. 53-E-021 618, pole nr. 2			7.1102	T20

				ENGINE
1.6	Petrol	53	08/83-07/90	HN, RE

Engine	Information	S10	T10	T20 - T23	T22 - T25
All engines	COL:white	7.0045			
All engines	+automatic transmission	7.0051			
All engines	COL:blue	7.0108			
All engines			7.6125		
All engines	ch. 53-E-021 619 ->			7.1055	T20
Eng. HN	->ch. 53-E-060 000, ch. 53-E-021 619 ->, RHD			7.1056	T20
Eng. HN	->ch. 53-E-021 618, pole nr. 2			7.1102	T20

				ENGINE
1.6	Petrol	55	01/83-12/89	EW

Engine	Information	S10	T10	T20 - T23	T22 - T25
All engines	COL:white	7.0045			
All engines	+automatic transmission	7.0051			
All engines	COL:blue	7.0108			
All engines			7.6125		
All engines	ch. 53-E-021 619 ->			7.1055	T20
All engines	->ch. 53-E-060 000, ch. 53-E-021 619 ->, RHD			7.1056	T20
All engines	->ch. 53-E-021 618, pole nr. 2			7.1102	T20

				ENGINE
1.6	Petrol	63	08/80-04/84	FR

Engine	Information	S10	T10	T20 - T23	T22 - T25
All engines		7.0008		7.1102	T20

				ENGINE
1.6D	Diesel	40	01/80-12/81	CR

Engine	Information	S10	T10	T20 - T23	T22 - T25
All engines		7.0008		7.1102	T20

				ENGINE
1.8	Petrol	66	08/83-07/92	EX

Engine	Information	S10	T10	T20 - T23	T22 - T25
All engines	COL:white	7.0045			
All engines	+automatic transmission	7.0051			
All engines	COL:blue	7.0108			
All engines			7.6125		
All engines	ch. 53-E-021 619 ->			7.1055	T20
All engines	->ch. 53-E-060 000, ch. 53-E-021 619 ->, RHD			7.1056	T20
All engines	->ch. 53-E-021 618, pole nr. 2			7.1102	T20

S10	OIL PRESSURE WARNING LIGHT SWITCH	T10	REVERSING LIGHT SWITCH	T20	BRAKE LIGHT SWITCH
T22	SWITCH CLUTCH CONTROL (CRUISE CONTROL)	T23	SWITCH BRAKE ACTUATION (ENGINE TIMING)	T25	SWITCH CLUTCH CONTROL (ENGINE CONTROL)

FUNCTIONS ON THE VEHICLE

Vehicle	alim.	kW	Date	Engine	 S10	 T10	 T20 - T23	 T22 - T25
---------	-------	----	------	--------	---	---	--	---

ENGINE				
1.8	Petrol	70	11/85-07/92	JH

Engine	Information	S10	T10	T20 - T23	T22 - T25
All engines	COL:white	7.0045			
All engines	+automatic transmission	7.0051			
All engines	COL:blue	7.0108			
All engines			7.6125		
All engines	ch. 53-E-021 619 ->			7.1055	T20
All engines	->ch. 53-E-060 000, ch. 53-E-021 619 ->, RHD			7.1056	T20
All engines	->ch. 53-E-021 618, pole nr. 2			7.1102	T20

ENGINE				
1.8	Petrol	82	08/82-12/89	DX, KT

Engine	Information	S10	T10	T20 - T23	T22 - T25
All engines	COL:white	7.0045			
All engines	COL:blue	7.0108			
All engines			7.6125		
All engines	ch. 53-E-021 619 ->			7.1055	T20
All engines	->ch. 53-E-060 000, ch. 53-E-021 619 ->, RHD			7.1056	T20
All engines	->ch. 53-E-021 618, pole nr. 2			7.1102	T20

ENGINE				
1.8 16V	Petrol	102	10/85-07/89	KR

Engine	Information	S10	T10	T20 - T23	T22 - T25
All engines	COL:white	7.0045			
All engines	COL:blue	7.0108			
All engines			7.6125	7.1055	T20

ENGINE				
1.8 16V	Petrol	95	03/86-07/92	PL

Engine	Information	S10	T10	T20 - T23	T22 - T25
All engines	COL:white	7.0045			
All engines	COL:blue	7.0108			
All engines			7.6125	7.1055	T20

SCIROCCO III

ENGINE				
1.4 TSI	Petrol	110	07/15-11/17	CZDA

Engine	Information	S10	T10	T20 - T23	T22 - T25
All engines	COL:green, Conn. nr. 1, spanner size 24, switch press. 0.3-0.6 bar, thread M10x1	7.0174			
All engines	COL:blue, Conn. nr. 2, switch press. 2.15-2.95 bar, thread M10x1.0	7.0192			
All engines	COL:black		7.6215		
All engines	COL:brown		7.6266		
All engines	COL:black, Conn. nr. 4			7.1232	T20
All engines					7.1309 T22

ENGINE				
1.4 TSI	Petrol	118	05/08-11/17	CAVD, CNWA, CTHD, CTKA

Engine	Information	S10	T10	T20 - T23	T22 - T25
All engines	COL:green, Conn. nr. 1, spanner size 24, switch press. 0.3-0.6 bar, thread M10x1	7.0174			
All engines	COL:brown, Conn. nr. 2, without adapter		7.6266		
All engines	COL:black, Conn. nr. 4			7.1232	T20
All engines	Conn. nr. 5				7.1309 T22

ENGINE				
1.4 Tsi	Petrol	90	08/08-11/17	CAXA, CMSB

Engine	Information	S10	T10	T20 - T23	T22 - T25
All engines	COL:green, Conn. nr. 1, spanner size 24, switch press. 0.3-0.6 bar, thread M10x1	7.0174			
All engines	COL:brown, Conn. nr. 2, without adapter		7.6266		
All engines	COL:black, Conn. nr. 4			7.1232	T20
All engines	Conn. nr. 5				7.1309 T22

ENGINE				
1.4 TSI	Petrol	92	11/13-11/17	CXSB, CZCA

Engine	Information	S10	T10	T20 - T23	T22 - T25
Eng. CZCA	COL:green	7.0139			
Eng. CZCA	COL:blue	7.0192			
Eng. CZCA	COL:black		7.6215		

S10 OIL PRESSURE WARNING LIGHT SWITCH	T10 REVERSING LIGHT SWITCH	T20 BRAKE LIGHT SWITCH
T22 SWITCH CLUTCH CONTROL (CRUISE CONTROL)	T23 SWITCH BRAKE ACTUATION (ENGINE TIMING)	T25 SWITCH CLUTCH CONTROL (ENGINE CONTROL)

FUNCTIONS ON THE VEHICLE

Vehicle	alim.	kW	Date	Engine	 S10	 T10	 T20 - T23	 T22 - T25
---------	-------	----	------	--------	---	---	--	---

				ENGINE
1.4 TSI	Petrol	92	11/13-11/17	CXSB, CZCA

Engine	Information	S10	T10	T20 - T23	T22 - T25
Eng. CZCA	COL: brown		7.6266		
All engines				7.1232 T20	7.1309 T22

				ENGINE
1.4 TSI	Petrol	96	07/15->	CZDC

Engine	Information	S10	T10	T20 - T23	T22 - T25
All engines	COL: green	7.0139			
All engines	COL: blue	7.0192			
All engines	COL: black		7.6215		
All engines	COL: brown		7.6266		
All engines				7.1232 T20	7.1309 T22

				ENGINE
2.0 R	Petrol	188	11/09-11/17	CDLC

Engine	Information	S10	T10	T20 - T23	T22 - T25
All engines	COL: black, Conn. nr. 2, switch press. 1.2-1.6 bar, thread M10x1.0	7.0168			
All engines	COL: brown, Conn. nr. 2, without adapter		7.6266		
All engines	COL: black, Conn. nr. 4			7.1232 T20	
All engines	Conn. nr. 5				7.1309 T22

				ENGINE
2.0 R	Petrol	195	11/09-11/17	CDLA

Engine	Information	S10	T10	T20 - T23	T22 - T25
All engines	COL: black, Conn. nr. 2, switch press. 1.2-1.6 bar, thread M10x1.0	7.0168			
All engines	COL: brown, Conn. nr. 2, without adapter		7.6266		
All engines	COL: black, Conn. nr. 4			7.1232 T20	
All engines	Conn. nr. 5				7.1309 T22

				ENGINE
2.0 R	Petrol	206	05/14-11/17	COLK

Engine	Information	S10	T10	T20 - T23	T22 - T25
All engines	COL: black, Conn. nr. 2, switch press. 1.2-1.6 bar, thread M10x1.0	7.0168			
All engines	COL: brown, Conn. nr. 2, without adapter		7.6266		
All engines	COL: black, Conn. nr. 4			7.1232 T20	
All engines	Conn. nr. 5				7.1309 T22

				ENGINE
2.0 TDI	Diesel	100	11/10-11/17	CFHB

Engine	Information	S10	T10	T20 - T23	T22 - T25
All engines	COL: green, Conn. nr. 1, spanner size 24, switch press. 0.3-0.6 bar, thread M10x1	7.0174			
All engines	COL: brown, Conn. nr. 2, without adapter		7.6266		
All engines	COL: black, Conn. nr. 4			7.1232 T20	
All engines	Conn. nr. 5				7.1309 T22

				ENGINE
2.0 TDi	Diesel	103	08/08-11/17	CBDB, CFHC

Engine	Information	S10	T10	T20 - T23	T22 - T25
Eng. CBDB	COL: brown, Conn. nr. 1, spanner size 24, switch press. 0.55-0.85 bar, thread M10x1.0	7.0132			
Eng. CFHC	COL: green, Conn. nr. 1, spanner size 24, switch press. 0.3-0.6 bar, thread M10x1	7.0174			
All engines	COL: brown, Conn. nr. 2, without adapter		7.6266		
All engines	COL: black, Conn. nr. 4			7.1232 T20	
All engines	Conn. nr. 5				7.1309 T22

				ENGINE
2.0 TDI	Diesel	110	11/13-11/17	CUUB





Engine	Information	S10	T10	T20 - T23	T22 - T25
All engines	COL: brown, Conn. nr. 2, without adapter		7.6266		
All engines	COL: black, Conn. nr. 4			7.1232 T20	
All engines	Conn. nr. 5				7.1309 T22

				ENGINE
2.0 TDi	Diesel	125	05/09-11/17	CBBB, CFGB

Engine	Information	S10	T10	T20 - T23	T22 - T25
Eng. CBBB	COL: brown, Conn. nr. 1, spanner size 24, switch press. 0.55-0.85 bar, thread M10x1.0	7.0132			

S10 OIL PRESSURE WARNING LIGHT SWITCH	T10 REVERSING LIGHT SWITCH	T20 BRAKE LIGHT SWITCH
T22 SWITCH CLUTCH CONTROL (CRUISE CONTROL)	T23 SWITCH BRAKE ACTUATION (ENGINE TIMING)	T25 SWITCH CLUTCH CONTROL (ENGINE CONTROL)

FUNCTIONS ON THE VEHICLE

Vehicle	alim.	kW	Date	Engine	 S10	 T10	 T20 - T23	 T22 - T25
---------	-------	----	------	--------	---	---	--	---

ENGINE				
2.0 Tdi	Diesel	125	05/09-11/17	CBBB, CFGB

Engine	Information	S10	T10	T20 - T23	T22 - T25
Eng. CFGB	COL:green, Conn. nr. 1, spanner size 24, switch press. 0.3-0.6 bar, thread M10x1	7.0174			
All engines	COL:brown, Conn. nr. 2, without adapter		7.6266		
All engines	COL:black, Conn. nr. 4			7.1232	T20
All engines	Conn. nr. 5				7.1309 T22

ENGINE				
2.0 TDI	Diesel	130	01/13-11/17	CFGC

Engine	Information	S10	T10	T20 - T23	T22 - T25
All engines	COL:brown, Conn. nr. 2, without adapter		7.6266		
All engines	COL:black, Conn. nr. 4			7.1232	T20
All engines	Conn. nr. 5				7.1309 T22

ENGINE				
2.0 TDI	Diesel	135	05/14-11/17	CUWA, CUXA

Engine	Information	S10	T10	T20 - T23	T22 - T25
Eng. CUWA	COL:black		7.6215		
All engines	COL:brown, Conn. nr. 2, without adapter		7.6266		
All engines	COL:black, Conn. nr. 4			7.1232	T20
All engines	Conn. nr. 5				7.1309 T22

ENGINE				
2.0 TFSi	Petrol	155	11/09-05/14	CCZB

Engine	Information	S10	T10	T20 - T23	T22 - T25
All engines	COL:brown, Conn. nr. 1, spanner size 24, switch press. 0.55-0.85 bar, thread M10x1.0	7.0132			
All engines	COL:blue, Conn. nr. 1, switch press. 2.15-2.95 bar, thread M10x1	7.0192			
All engines	COL:brown, Conn. nr. 2, without adapter		7.6266		
All engines	COL:black, Conn. nr. 4			7.1232	T20
All engines	Conn. nr. 5				7.1309 T22

ENGINE				
2.0 TSI	Petrol	132	11/13-11/17	CULA

Engine	Information	S10	T10	T20 - T23	T22 - T25
All engines	COL:brown, Conn. nr. 1, spanner size 24, switch press. 0.55-0.85 bar, thread M10x1.0	7.0132			
All engines	COL:blue, Conn. nr. 1, switch press. 2.15-2.95 bar, thread M10x1	7.0192			
All engines	COL:brown, Conn. nr. 2, without adapter		7.6266		
All engines	COL:black, Conn. nr. 4			7.1232	T20
All engines	Conn. nr. 5				7.1309 T22

ENGINE				
2.0 TSI	Petrol	147	05/08-11/09	CAWB

Engine	Information	S10	T10	T20 - T23	T22 - T25
All engines	COL:black, Conn. nr. 1, switch press. 1.2-1.6 bar, thread M10x1.0	7.0135			
All engines	COL:brown, Conn. nr. 2, without adapter		7.6266		
All engines	COL:black, Conn. nr. 4			7.1232	T20
All engines	Conn. nr. 5				7.1309 T22

ENGINE				
2.0 TSI	Petrol	155	11/09-11/17	CCZB

Engine	Information	S10	T10	T20 - T23	T22 - T25
All engines	COL:brown, Conn. nr. 1, spanner size 24, switch press. 0.55-0.85 bar, thread M10x1.0	7.0132			
All engines	COL:blue, Conn. nr. 1, Conn. nr. 2, switch press. 2.15-2.95 bar, thread M10x1, thread M10x1.0	7.0192			
All engines	COL:brown, Conn. nr. 2, without adapter		7.6266		
All engines	COL:black, Conn. nr. 4			7.1232	T20
All engines	Conn. nr. 5				7.1309 T22

ENGINE				
2.0 TSI	Petrol	162	11/13-11/17	CULC

Engine	Information	S10	T10	T20 - T23	T22 - T25
All engines	COL:brown, Conn. nr. 1, spanner size 24, switch press. 0.55-0.85 bar, thread M10x1.0	7.0132			
All engines	COL:blue, Conn. nr. 1, switch press. 2.15-2.95 bar, thread M10x1	7.0192			
All engines	COL:brown, Conn. nr. 2, without adapter		7.6266		
All engines	COL:black, Conn. nr. 4			7.1232	T20
All engines	Conn. nr. 5				7.1309 T22

S10 OIL PRESSURE WARNING LIGHT SWITCH	T10 REVERSING LIGHT SWITCH	T20 BRAKE LIGHT SWITCH
T22 SWITCH CLUTCH CONTROL (CRUISE CONTROL)	T23 SWITCH BRAKE ACTUATION (ENGINE TIMING)	T25 SWITCH CLUTCH CONTROL (ENGINE CONTROL)

FUNCTIONS ON THE VEHICLE

Vehicle	alim.	kW	Date	Engine				
					S10	T10	T20 - T23	T22 - T25

SHARAN I

				ENGINE
1.8 T20V	Petrol	110	09/97-03/10	AJH, AWC

Engine	Information	S10	T10	T20 - T23	T22 - T25
All engines	-> 01/04/98, ->ch. 7MW070000, COL:blue, Conn. nr. 1, switch press. 0.25 bar, thread M10x1.0	7.0008			
All engines	-> 01/04/99, ->ch. 7MX070000, COL:black, Conn. nr. 1, spanner size 24, switch press. 1.2-1.6 bar, thread M10x1.0	7.0046			
All engines	01/05/98 ->, ch. 7MW070001 ->, COL:blue, Conn. nr. 1, switch press. 0.15/0.35 bar, thread M10x1.0	7.0133			
All engines	01/05/99 ->, ch. 7MX070001 ->, COL:black, Conn. nr. 1, switch press. 1.2-1.6 bar, thread M10x1.0	7.0135			
Eng. AWC	01/04/00 ->, ch. 7M1000001 ->, COL:black, Conn. nr. 2, man 5 speed, thread M12x1.5, without adapter		7.6215		
Eng. AWC	01/04/00 ->, ch. 7M1000001 ->, COL:brown, Conn. nr. 2, man 6 speed, without adapter		7.6266		
All engines	Conn. nr. 2			7.1055	T20
Eng. AWC	Conn. nr. 4			7.1151	T20
All engines	-> 01/05/05, ->ch. 7M5040000, COL:green				7.1143 T25
All engines	01/06/05 ->, ch. 7M6000001 ->, COL:blue, Conn. nr. 4				7.1220 T25

				ENGINE
1.9 TDI	Diesel	110	06/05-03/10	BTB

Engine	Information	S10	T10	T20 - T23	T22 - T25
All engines	COL:brown, Conn. nr. 1, spanner size 24, switch press. 0.55-0.85 bar, thread M10x1.0	7.0132			
All engines	COL:brown, Conn. nr. 2, without adapter		7.6266		
All engines	Conn. nr. 4			7.1151	T20
All engines	COL:blue, Conn. nr. 4				7.1220 T25

				ENGINE
1.9 TDI	Diesel	66	09/95-03/10	1Z, AHU, ANU

Engine	Information	S10	T10	T20 - T23	T22 - T25
All engines	COL:blue, Conn. nr. 1, switch press. 0.25 bar, thread M10x1.0	7.0008			
Eng. 1Z, AHU	COL:grey, Conn. nr. 1, switch press. 0.9 bar, thread M10x1.0	7.0095			
Eng. ANU	01/11/99 ->, ch. 7MY030001 ->, COL:brown, Conn. nr. 1, spanner size 24, switch press. 0.55-0.85 bar, thread M10x1.0	7.0132			
Eng. ANU	COL:blue, Conn. nr. 1, switch press. 0.15/0.35 bar, thread M10x1.0	7.0133			
Eng. ANU	-> 01/10/99, ->ch. 7MY030000, COL:grey, Conn. nr. 1, spanner size 24, switch press. 0.75-1.05 bar, thread M10x1.0	7.0134			
Eng. ANU	01/04/00 ->, ch. 7M1000001 ->, COL:black, Conn. nr. 2, man 5 speed, thread M12x1.5, without adapter		7.6215		
Eng. ANU	01/04/00 ->, ch. 7M1000001 ->, COL:brown, Conn. nr. 2, man 6 speed, without adapter		7.6266		
All engines	-> 01/05/05, ->ch. 7M5040000, Conn. nr. 2			7.1055	T20
All engines	01/06/05 ->, ch. 7M6000001 ->, Conn. nr. 4			7.1151	T20
All engines	COL:green				7.1143 T25
All engines	COL:blue, Conn. nr. 4				7.1220 T25

				ENGINE
1.9 TDI	Diesel	81	09/96-04/00	AFN, AVG

Engine	Information	S10	T10	T20 - T23	T22 - T25
All engines	COL:blue, Conn. nr. 1, switch press. 0.25 bar, thread M10x1.0	7.0008			
All engines	COL:grey, Conn. nr. 1, switch press. 0.9 bar, thread M10x1.0	7.0095			
All engines	Conn. nr. 2			7.1055	T20
All engines	Conn. nr. 4			7.1151	T20
All engines					7.1142 T22

				ENGINE
1.9 TDI	Diesel	85	04/00-03/10	AUY, BVK

Engine	Information	S10	T10	T20 - T23	T22 - T25
All engines	COL:brown, Conn. nr. 1, spanner size 24, switch press. 0.55-0.85 bar, thread M10x1.0	7.0132			
All engines	COL:brown, Conn. nr. 2, without adapter		7.6266		
All engines	Conn. nr. 4			7.1151	T20
Eng. AUY	-> 01/12/02, ->ch. 7M3042000, COL:green				7.1143 T25
All engines	01/01/03 ->, ch. 7M3042001 ->, COL:blue, Conn. nr. 4				7.1220 T25

				ENGINE
1.9 TDI	Diesel	96	11/02-03/10	ASZ

Engine	Information	S10	T10	T20 - T23	T22 - T25
All engines	COL:brown, Conn. nr. 1, spanner size 24, switch press. 0.55-0.85 bar, thread M10x1.0	7.0132			

S10	OIL PRESSURE WARNING LIGHT SWITCH	T10	REVERSING LIGHT SWITCH	T20	BRAKE LIGHT SWITCH
T22	SWITCH CLUTCH CONTROL (CRUISE CONTROL)	T23	SWITCH BRAKE ACTUATION (ENGINE TIMING)	T25	SWITCH CLUTCH CONTROL (ENGINE CONTROL)

FUNCTIONS ON THE VEHICLE

Vehicle	alim.	kW	Date	Engine	 S10	 T10	 T20 - T23	 T22 - T25
---------	-------	----	------	--------	---	---	--	---

ENGINE				
1.9 TDI	Diesel	96	11/02-03/10	ASZ

Engine	Information	S10	T10	T20 - T23	T22 - T25
All engines	COL:brown, Conn. nr. 2, without adapter		7.6266		
All engines	Conn. nr. 4			7.1151 T20	
All engines	COL:blue, Conn. nr. 4				7.1220 T25

ENGINE				
1.9 TDI 4motion	Diesel	85	04/00-03/10	AUY, BVK

Engine	Information	S10	T10	T20 - T23	T22 - T25
All engines	COL:brown, Conn. nr. 1, spanner size 24, switch press. 0.55-0.85 bar, thread M10x1.0	7.0132			
All engines	COL:brown, Conn. nr. 2, without adapter		7.6266		
Eng. AUY	Conn. nr. 4			7.1151 T20	
Eng. BVK	pole nr. 4			7.1230 T20	
Eng. BVK	->ch. 7M-3-042 000				7.1143 T22
Eng. AUY	-> 01/12/02, ->ch. 7M3042000, COL:green				7.1143 T25
Eng. BVK	ch. 7M-3-042 001 ->				7.1220 T22
Eng. AUY	01/01/03 ->, ch. 7M3042001 ->, COL:blue, Conn. nr. 4				7.1220 T25

ENGINE				
2.0	Petrol	85	09/95-03/10	ADY, ATM

Engine	Information	S10	T10	T20 - T23	T22 - T25
Eng. ADY	-> 01/06/98, ->ch. 7MX020014, COL:blue, Conn. nr. 1, switch press. 0.25 bar, thread M10x1.0	7.0008			
Eng. ADY	-> 01/06/98, ->ch. 7MX020014, COL:white, Conn. nr. 1, spanner size 24, switch press. 1.8 bar, thread M10x1.0	7.0045			
Eng. ADY	01/07/98 ->, ch. 7MX020015 ->, COL:blue, Conn. nr. 1, switch press. 0.15/0.35 bar, thread M10x1.0	7.0133			
Eng. ATM	COL:black, Conn. nr. 1, switch press. 1.2-1.6 bar, thread M10x1.0	7.0135			
Eng. ADY	01/07/98 ->, ch. 7MX020015 ->, COL:grey, Conn. nr. 1, spanner size 24, switch press. 1.6/2.0 bar, thread M10x1.0	7.0136			
All engines	01/04/00 ->, ch. 7M1000001 ->, COL:black, Conn. nr. 2, man 5 speed, thread M12x1.5, without adapter		7.6215		
All engines	01/04/00 ->, ch. 7M1000001 ->, COL:brown, Conn. nr. 2, man 6 speed, without adapter		7.6266		
All engines	Conn. nr. 2			7.1055 T20	
All engines	Conn. nr. 4			7.1151 T20	
All engines	-> 01/05/05, ->ch. 7M5040000, COL:green				7.1143 T25
All engines	01/06/05 ->, ch. 7M6000001 ->, COL:blue, Conn. nr. 4				7.1220 T25

ENGINE				
2.0 LPG	Petrol/ Petro- leum Gas (LPG)	85	04/06-03/10	ATM

Engine	Information	S10	T10	T20 - T23	T22 - T25
All engines	COL:black, Conn. nr. 1, switch press. 1.2-1.6 bar, thread M10x1.0	7.0135			
All engines	COL:brown, Conn. nr. 2, without adapter		7.6266		
All engines	Conn. nr. 2			7.1055 T20	
All engines	Conn. nr. 4			7.1151 T20	
All engines	COL:blue, Conn. nr. 4				7.1220 T25

ENGINE				
2.0 TDi	Diesel	100	11/05-03/10	BVH


Engine	Information	S10	T10	T20 - T23	T22 - T25
All engines	COL:brown, Conn. nr. 1, spanner size 24, switch press. 0.55-0.85 bar, thread M10x1.0	7.0132			
All engines	COL:brown, Conn. nr. 2, without adapter		7.6266		
All engines	Conn. nr. 4			7.1151 T20	
All engines	COL:blue, Conn. nr. 4				7.1220 T25

ENGINE				
2.0 TDI	Diesel	103	11/05-03/10	BRT

Engine	Information	S10	T10	T20 - T23	T22 - T25
All engines	COL:brown, Conn. nr. 1, spanner size 24, switch press. 0.55-0.85 bar, thread M10x1.0	7.0132			
All engines	COL:brown, Conn. nr. 2, without adapter		7.6266		
All engines	Conn. nr. 4			7.1151 T20	
All engines	COL:blue, Conn. nr. 4				7.1220 T25

S10 OIL PRESSURE WARNING LIGHT SWITCH	T10 REVERSING LIGHT SWITCH	T20 BRAKE LIGHT SWITCH
T22 SWITCH CLUTCH CONTROL (CRUISE CONTROL)	T23 SWITCH BRAKE ACTUATION (ENGINE TIMING)	T25 SWITCH CLUTCH CONTROL (ENGINE CONTROL)

FUNCTIONS ON THE VEHICLE

Vehicle	alim.	kW	Date	Engine	 S10	 T10	 T20 - T23	 T22 - T25
---------	-------	----	------	--------	---	---	--	---

				ENGINE
2.8 V6 24V	Petrol	150	04/00-03/10	AYL

Engine	Information	S10	T10	T20 - T23	T22 - T25
All engines	COL:black, Conn. nr. 1, switch press. 1.2-1.6 bar, thread M10x1.0	7.0135			
All engines	COL:brown, Conn. nr. 2, without adapter		7.6266		
All engines	Conn. nr. 4			7.1151 T20	
All engines	-> 01/05/05, -> ch. 7M5040000, COL:green				7.1143 T25
All engines	01/06/05 ->, ch. 7M6000001 ->, COL:blue, Conn. nr. 4				7.1220 T25

				ENGINE
2.8 V6 24V 4motion	Petrol	150	04/00-03/10	AYL

Engine	Information	S10	T10	T20 - T23	T22 - T25
All engines	COL:black, Conn. nr. 1, switch press. 1.2-1.6 bar, thread M10x1.0	7.0135			
All engines	COL:brown, Conn. nr. 2, without adapter		7.6266		
All engines	Conn. nr. 4			7.1151 T20	
All engines	-> 01/12/02, COL:green				7.1143 T25
All engines	01/01/03 ->, COL:blue, Conn. nr. 4				7.1220 T25

				ENGINE
2.8 VR6	Petrol	128	09/95-04/00	AAA, AMY

Engine	Information	S10	T10	T20 - T23	T22 - T25
All engines	-> 01/06/98, -> ch. 7MX020014, COL:blue, Conn. nr. 1, switch press. 0.25 bar, thread M10x1.0	7.0008			
All engines	-> 01/06/98, -> ch. 7MX020014, COL:black, Conn. nr. 1, spanner size 24, switch press. 1.2-1.6 bar, thread M10x1.0	7.0046			
All engines	01/07/98 ->, ch. 7MX020015 ->, COL:blue, Conn. nr. 1, switch press. 0.15/0.35 bar, thread M10x1.0	7.0133			
All engines	01/07/98 ->, ch. 7MX020015 ->, COL:black, Conn. nr. 1, switch press. 1.2-1.6 bar, thread M10x1.0	7.0135			
All engines	Conn. nr. 2			7.1055 T20	
All engines	Conn. nr. 4			7.1151 T20	

				ENGINE
2.8 VR6 Syncro	Petrol	128	11/96-04/00	AAA, AMY

Engine	Information	S10	T10	T20 - T23	T22 - T25
All engines	-> 01/06/98, -> ch. 7MX020014, COL:blue, Conn. nr. 1, switch press. 0.25 bar, thread M10x1.0	7.0008			
All engines	-> 01/06/98, -> ch. 7MX020014, COL:black, Conn. nr. 1, spanner size 24, switch press. 1.2-1.6 bar, thread M10x1.0	7.0046			
All engines	01/07/98 ->, ch. 7MX020015 ->, COL:blue, Conn. nr. 1, switch press. 0.15/0.35 bar, thread M10x1.0	7.0133			
All engines	01/07/98 ->, ch. 7MX020015 ->, COL:black, Conn. nr. 1, switch press. 1.2-1.6 bar, thread M10x1.0	7.0135			
All engines	Conn. nr. 2			7.1055 T20	
All engines	Conn. nr. 4			7.1151 T20	

SHARAN II

				ENGINE
1.4 TSI	Petrol	110	05/10->	CAVA, CNWB, CTHA, CZDA

Engine	Information	S10	T10	T20 - T23	T22 - T25
Eng. CZDA	COL:green, Conn. nr. 1, spanner size 24, switch press. 0.3-0.6 bar, thread M10x1	7.0174			
Eng. CZDA	COL:blue, Conn. nr. 2, switch press. 2.15-2.95 bar, thread M10x1.0	7.0192			
Eng. CAVA, CTHA	COL:green, Conn. nr. 1, switch press. 0.3-0.6 bar, thread M10x1	7.0196			
Eng. CAVA	COL:black, Conn. nr. 2, thread M12x1.5, without adapter		7.6215		
Eng. CNWB, CTHA, CZDA	COL:brown, Conn. nr. 2, without adapter		7.6266		
All engines	COL:black, Conn. nr. 4			7.1232 T20	
All engines					7.1311 T22

				ENGINE
1.8 TSI	Petrol	118	11/11->	CDAA

Engine	Information	S10	T10	T20 - T23	T22 - T25
All engines	COL:brown	7.0132			
All engines	COL:blue	7.0192			
All engines			7.6266	7.1232 T20	7.1311 T22

				ENGINE
2.0 TDI	Diesel	100	05/10->	CFFA

Engine	Information	S10	T10	T20 - T23	T22 - T25
All engines	COL:green, Conn. nr. 1, spanner size 24, switch press. 0.3-0.6 bar, thread M10x1	7.0174			
All engines	COL:black, Conn. nr. 2, thread M12x1.5, without adapter		7.6215		

S10 OIL PRESSURE WARNING LIGHT SWITCH	T10 REVERSING LIGHT SWITCH	T20 BRAKE LIGHT SWITCH
T22 SWITCH CLUTCH CONTROL (CRUISE CONTROL)	T23 SWITCH BRAKE ACTUATION (ENGINE TIMING)	T25 SWITCH CLUTCH CONTROL (ENGINE CONTROL)

FUNCTIONS ON THE VEHICLE

Vehicle	alim.	kW	Date	Engine	 S10	 T10	 T20 - T23	 T22 - T25
---------	-------	----	------	--------	---	---	--	---

ENGINE				
2.0 TDI	Diesel	100	05/10->	CFFA

Engine	Information	S10	T10	T20 - T23	T22 - T25
All engines	COL:black, Conn. nr. 4			7.1232 T20	
All engines					7.1311 T22

ENGINE				
2.0 TDI	Diesel	103	05/10->	CFFB

Engine	Information	S10	T10	T20 - T23	T22 - T25
All engines	COL:green, Conn. nr. 1, spanner size 24, switch press. 0.3-0.6 bar, thread M10x1	7.0174			
All engines	COL:black, Conn. nr. 2, thread M12x1.5, without adapter		7.6215		
All engines	COL:black, Conn. nr. 4			7.1232 T20	
All engines					7.1311 T22

ENGINE				
2.0 TDI	Diesel	110	05/15->	CUVC, DFLA

Engine	Information	S10	T10	T20 - T23	T22 - T25
All engines	COL:brown, Conn. nr. 2, without adapter		7.6266		
All engines	COL:black, Conn. nr. 4			7.1232 T20	
All engines					7.1311 T22

ENGINE				
2.0 TDI	Diesel	125	08/10->	CFGB

Engine	Information	S10	T10	T20 - T23	T22 - T25
All engines	COL:green, Conn. nr. 1, spanner size 24, switch press. 0.3-0.6 bar, thread M10x1	7.0174			
All engines	COL:black, Conn. nr. 2, thread M12x1.5, without adapter		7.6215		
All engines	COL:black, Conn. nr. 4			7.1232 T20	
All engines					7.1311 T22

ENGINE				
2.0 TDI	Diesel	130	01/13->	CFGC

Engine	Information	S10	T10	T20 - T23	T22 - T25
All engines	COL:green, Conn. nr. 1, spanner size 24, switch press. 0.3-0.6 bar, thread M10x1	7.0174			
All engines	COL:brown, Conn. nr. 2, without adapter		7.6266		
All engines	COL:black, Conn. nr. 4			7.1232 T20	
All engines					7.1311 T22

ENGINE				
2.0 TDI	Diesel	135	05/15->	CUWA, DFMA

Engine	Information	S10	T10	T20 - T23	T22 - T25
All engines	COL:brown, Conn. nr. 2, t.tnr. NFZ/QKP/PFQ, without adapter		7.6266		
All engines	COL:black, Conn. nr. 4			7.1232 T20	
All engines					7.1311 T22

ENGINE				
2.0 TDI	Diesel	85	05/11->	CFFE, CUVA, DFLD

Engine	Information	S10	T10	T20 - T23	T22 - T25
Eng. CFFE, CUVA	COL:green, Conn. nr. 1, spanner size 24, switch press. 0.3-0.6 bar, thread M10x1	7.0174			
Eng. CFFE, CUVA	COL:black, Conn. nr. 2, thread M12x1.5, without adapter		7.6215		
Eng. DFLD			7.6266		
All engines	COL:black, Conn. nr. 4			7.1232 T20	
All engines					7.1311 T22

ENGINE				
2.0 TDI 4motion	Diesel	100	05/11-05/12	CFFA

Engine	Information	S10	T10	T20 - T23	T22 - T25
All engines		7.0139	7.6266	7.1232 T20	7.1311 T22

ENGINE				
2.0 TDI 4motion	Diesel	103	05/11->	CFFB

Engine	Information	S10	T10	T20 - T23	T22 - T25
All engines	COL:green, Conn. nr. 1, spanner size 24, switch press. 0.3-0.6 bar, thread M10x1	7.0174			
All engines	COL:black, Conn. nr. 2, thread M12x1.5, without adapter		7.6215		
All engines	COL:black, Conn. nr. 4			7.1232 T20	
All engines					7.1311 T22

S10 OIL PRESSURE WARNING LIGHT SWITCH	T10 REVERSING LIGHT SWITCH	T20 BRAKE LIGHT SWITCH
T22 SWITCH CLUTCH CONTROL (CRUISE CONTROL)	T23 SWITCH BRAKE ACTUATION (ENGINE TIMING)	T25 SWITCH CLUTCH CONTROL (ENGINE CONTROL)

FUNCTIONS ON THE VEHICLE

Vehicle	alim.	kW	Date	Engine	 S10	 T10	 T20 - T23	 T22 - T25
---------	-------	----	------	--------	---	---	--	---

				ENGINE
2.0 TDI 4motion	Diesel	110	05/15->	CUVC, DFLA

Engine	Information	S10	T10	T20 - T23	T22 - T25
All engines	COL:brown, Conn. nr. 2, without adapter		7.6266		
All engines	COL:black, Conn. nr. 4			7.1232 T20	
All engines					7.1311 T22

				ENGINE
2.0 TDI 4motion	Diesel	135	05/16->	DFMA

Engine	Information	S10	T10	T20 - T23	T22 - T25
All engines			7.6266		7.1311 T22
All engines	COL:black, Conn. nr. 4			7.1232 T20	

				ENGINE
2.0 TSI	Petrol	147	12/10->	CCZA

Engine	Information	S10	T10	T20 - T23	T22 - T25
All engines	COL:brown, Conn. nr. 1, spanner size 24, switch press. 0.55-0.85 bar, thread M10x1.0	7.0132			
All engines	COL:blue, Conn. nr. 2, switch press. 2.15-2.95 bar, thread M10x1.0	7.0192			
All engines	COL:black, Conn. nr. 4			7.1232 T20	
All engines					7.1311 T22

				ENGINE
2.0 TSI	Petrol	162	05/15->	DEDA

Engine	Information	S10	T10	T20 - T23	T22 - T25
All engines	COL:brown, Conn. nr. 1, spanner size 24, switch press. 0.55-0.85 bar, thread M10x1.0	7.0132			
All engines	COL:blue, Conn. nr. 1, switch press. 2.15-2.95 bar, thread M10x1	7.0192			
All engines	COL:green, switch press. 0.15-0.35 bar	7.0219			
All engines	COL:black, Conn. nr. 4			7.1232 T20	

SPACEFOX / SPACE CROSS

				ENGINE
1.6	Petrol	74	03/06->	BAH, BLH

Engine	Information	S10	T10	T20 - T23	T22 - T25
All engines		7.0139		7.1229 T20	7.1220 T22
Eng. BAH	COL:black		7.6215		
All engines	COL:brown		7.6266		

				ENGINE
1.6 FSI	Petrol	74	03/06->	BPA, CCRA, CFZA

Engine	Information	S10	T10	T20 - T23	T22 - T25
All engines		7.0139			7.1220 T22
All engines	COL:brown		7.6266		
Eng. CCRA, CFZA				7.1228 T20	
Eng. BPA				7.1229 T20	

				ENGINE
1.6 Total Flex	Flexfuel	74	03/06->	BPA, CCRA, CFZA

Engine	Information	S10	T10	T20 - T23	T22 - T25
All engines		7.0139			7.1220 T22
All engines	COL:brown		7.6266		
Eng. CCRA, CFZA				7.1228 T20	
Eng. BPA				7.1229 T20	

				ENGINE
1.9 SDI	Diesel	47	09/07->	ASY

Engine	Information	S10	T10	T20 - T23	T22 - T25
All engines		7.0139		7.1229 T20	7.1220 T22
All engines	COL:black		7.6215		
All engines	COL:brown		7.6266		

TARO

				ENGINE
1.8	Petrol	61	04/89-09/94	2Y

Engine	Information	S10	T10	T20 - T23	T22 - T25
All engines	->ch. 7A-N9505 000	7.0017			
All engines	ch. 7A-P9500 001 ->	7.0114			
All engines			7.6111		
All engines	->ch. 7A-L9510 000, ->ch. 7A-M9510 000			7.1017 T20	
All engines	ch. 7A-M9500 001 ->, ch. 7A-NH000 001 ->			7.1089 T20	

S10 OIL PRESSURE WARNING LIGHT SWITCH	T10 REVERSING LIGHT SWITCH	T20 BRAKE LIGHT SWITCH
T22 SWITCH CLUTCH CONTROL (CRUISE CONTROL)	T23 SWITCH BRAKE ACTUATION (ENGINE TIMING)	T25 SWITCH CLUTCH CONTROL (ENGINE CONTROL)

Vehicle	alim.	kW	Date	Engine	 S10	 T10	 T20 - T23	 T22 - T25
---------	-------	----	------	--------	---	---	--	---

ENGINE				
2.2	Petrol	69	06/89-07/94	4Y

Engine	Information	S10	T10	T20 - T23	T22 - T25
All engines	->ch. 7A-N9505 000	7.0017			
All engines	ch. 7A-P9500 001 ->	7.0114			
All engines			7.6111		
All engines	->ch. 7A-L9510 000, ->ch. 7A-M9510 000			7.1017	T20
All engines	ch. 7A-M9500 001 ->, ch. 7A-NH000 001 ->			7.1089	T20

ENGINE				
2.2 4x4	Petrol	69	06/89-07/94	4Y

Engine	Information	S10	T10	T20 - T23	T22 - T25
All engines	->ch. 7A-N9505 000	7.0017			
All engines	ch. 7A-P9500 001 ->	7.0114			
All engines			7.6111		
All engines	->ch. 7A-L9510 000, ->ch. 7A-M9510 000			7.1017	T20
All engines	ch. 7A-M9500 001 ->, ch. 7A-NH000 001 ->			7.1089	T20

ENGINE				
2.4 D	Diesel	61	06/89-03/97	2L

Engine	Information	S10	T10	T20 - T23	T22 - T25
All engines		7.0016	7.6111		
All engines	->ch. 7A-L9510 000, ->ch. 7A-M9510 000			7.1017	T20
All engines	ch. 7A-M9500 001 ->, ch. 7A-NH000 001 ->			7.1089	T20

ENGINE				
2.4 D 4x4	Diesel	61	04/89-03/97	2L

Engine	Information	S10	T10	T20 - T23	T22 - T25
All engines		7.0016	7.6111		
All engines	->ch. 7A-L9510 000, ->ch. 7A-M9510 000			7.1017	T20
All engines	ch. 7A-M9500 001 ->, ch. 7A-NH000 001 ->			7.1089	T20

ENGINE				
2.4 i 4x4	Petrol	84	06/89-03/97	22R

Engine	Information	S10	T10	T20 - T23	T22 - T25
All engines	->ch. 7A-N9510 000	7.0017			
All engines	ch. 7A-P9500 001 ->	7.0114			
All engines			7.6111		
All engines	->ch. 7A-L9510 000, ->ch. 7A-M9510 000			7.1017	T20
All engines	ch. 7A-M9500 001 ->, ch. 7A-NH000 001 ->			7.1089	T20

TERAMONT

ENGINE				
2.0 Tsi	Petrol	162	12/17->	CXDA

Engine	Information	S10	T10	T20 - T23	T22 - T25
All engines	COL:brown, Conn. nr. 1, spanner size 24, switch press. 0.55-0.85 bar, thread M10x1.0	7.0132			
All engines	COL:blue, Conn. nr. 1, switch press. 2.15-2.95 bar, thread M10x1	7.0192			
All engines	COL:black, Conn. nr. 4			7.1232	T20

TIGUAN I

ENGINE				
1.4 [CHN]	Petrol	96	11/11->	CFBA.



Engine	Information	S10	T10	T20 - T23	T22 - T25
All engines		7.0139	7.6266	7.1232	T20 7.1311 T22

ENGINE				
1.4 TSI	Petrol	110	05/08->	BWK, CAVA, CTHA, CZDA

Engine	Information	S10	T10	T20 - T23	T22 - T25
Eng. BWK, CTHA	MODEL TO:2011	7.0139			
Eng. CAVA, CZDA	COL:green, Conn. nr. 1, spanner size 24, switch press. 0.3-0.6 bar, thread M10x1	7.0174			
Eng. CZDA	COL:blue, Conn. nr. 2, switch press. 2.15-2.95 bar, thread M10x1.0	7.0192			
Eng. CTHA	MODEL FROM:2012	7.0196			
All engines	COL:brown, Conn. nr. 2, without adapter		7.6266		
All engines	COL:black, Conn. nr. 4			7.1232	T20
All engines	02/11/15 ->				7.1311 T22

S10	OIL PRESSURE WARNING LIGHT SWITCH	T10	REVERSING LIGHT SWITCH	T20	BRAKE LIGHT SWITCH
T22	SWITCH CLUTCH CONTROL (CRUISE CONTROL)	T23	SWITCH BRAKE ACTUATION (ENGINE TIMING)	T25	SWITCH CLUTCH CONTROL (ENGINE CONTROL)

FUNCTIONS ON THE VEHICLE

Vehicle	alim.	kW	Date	Engine	 S10	 T10	 T20 - T23	 T22 - T25
---------	-------	----	------	--------	---	---	--	---

ENGINE				
1.4 TSI	Petrol	118	05/11->	CAVD, CTHD

Engine	Information	S10	T10	T20 - T23	T22 - T25
Eng. CTHD	MODEL TO:2011	7.0139			
All engines	COL:green, Conn. nr. 1, MODEL FROM:2012, switch press. 0.3-0.6 bar, thread M10x1	7.0196			
All engines	COL:brown, Conn. nr. 2, without adapter		7.6266		
All engines	COL:black, Conn. nr. 4			7.1232 T20	
All engines					7.1311 T22

ENGINE				
1.4 TSI	Petrol	90	08/10->	CAXA

Engine	Information	S10	T10	T20 - T23	T22 - T25
All engines	COL:green, Conn. nr. 1, switch press. 0.3-0.6 bar, thread M10x1	7.0196			
All engines	COL:brown, Conn. nr. 2, without adapter		7.6266		
All engines	COL:black, Conn. nr. 4			7.1232 T20	
All engines					7.1311 T22

ENGINE				
1.4 TSI	Petrol	92	05/15->	CZDB

Engine	Information	S10	T10	T20 - T23	T22 - T25
All engines	COL:green, Conn. nr. 1, spanner size 24, switch press. 0.3-0.6 bar, thread M10x1	7.0174			
All engines	COL:blue, Conn. nr. 2, switch press. 2.15-2.95 bar, thread M10x1.0	7.0192			
All engines	COL:brown, Conn. nr. 2, without adapter		7.6266		
All engines	COL:black, Conn. nr. 4			7.1232 T20	
All engines					7.1311 T22

ENGINE				
1.4 TSI 4motion	Petrol	110	09/07->	BWK, CAVA, CTHA

Engine	Information	S10	T10	T20 - T23	T22 - T25
Eng. CTHA	MODEL TO:2011	7.0139			
Eng. BWK, CAVA	COL:green, Conn. nr. 1, spanner size 24, switch press. 0.3-0.6 bar, thread M10x1	7.0174			
Eng. CTHA	MODEL FROM:2012	7.0196			
All engines	COL:brown, Conn. nr. 2, without adapter		7.6266		
All engines	COL:black, Conn. nr. 4			7.1232 T20	
All engines					7.1311 T22

ENGINE				
1.4 TSI 4motion	Petrol	118	05/11->	CAVD, CTHD

Engine	Information	S10	T10	T20 - T23	T22 - T25
Eng. CTHD	MODEL TO:2011	7.0139			
All engines	COL:green, Conn. nr. 1, MODEL FROM:2012, switch press. 0.3-0.6 bar, thread M10x1	7.0196			
All engines	COL:brown, Conn. nr. 2, without adapter		7.6266		
All engines	COL:black, Conn. nr. 4			7.1232 T20	
All engines					7.1311 T22

ENGINE				
1.8 [CHN]	Petrol	118	12/09->	CEAA

Engine	Information	S10	T10	T20 - T23	T22 - T25
All engines	COL:brown	7.0132			
All engines	COL:blue	7.0192			
All engines			7.6266	7.1232 T20	7.1311 T22

ENGINE				
2.0 [CHN]	Petrol	147	12/09->	CGMA

Engine	Information	S10	T10	T20 - T23	T22 - T25
All engines	COL:brown	7.0132			
All engines	COL:blue	7.0192			
All engines				7.1232 T20	

ENGINE				
2.0 TDI	Diesel	103	03/08->	CBAB, CFFB

Engine	Information	S10	T10	T20 - T23	T22 - T25
Eng. CBAB	COL:brown, Conn. nr. 1, spanner size 24, switch press. 0.55-0.85 bar, thread M10x1.0	7.0132			
Eng. CFFB	COL:green, Conn. nr. 1, spanner size 24, switch press. 0.3-0.6 bar, thread M10x1	7.0174			
All engines	COL:brown, Conn. nr. 2, without adapter		7.6266		
All engines	COL:black, Conn. nr. 4			7.1232 T20	

S10 OIL PRESSURE WARNING LIGHT SWITCH	T10 REVERSING LIGHT SWITCH	T20 BRAKE LIGHT SWITCH
T22 SWITCH CLUTCH CONTROL (CRUISE CONTROL)	T23 SWITCH BRAKE ACTUATION (ENGINE TIMING)	T25 SWITCH CLUTCH CONTROL (ENGINE CONTROL)

FUNCTIONS ON THE VEHICLE

Vehicle	alim.	kW	Date	Engine	 S10	 T10	 T20 - T23	 T22 - T25
---------	-------	----	------	--------	---	---	--	---

ENGINE				
2.0 TDI	Diesel	103	03/08->	CBAB, CFFB

Engine	Information	S10	T10	T20 - T23	T22 - T25
All engines					7.1311 T22

ENGINE				
2.0 TDI	Diesel	110	05/15->	CUVC

Engine	Information	S10	T10	T20 - T23	T22 - T25
All engines			7.6266		7.1311 T22
All engines	COL:black, Conn. nr. 4			7.1232 T20	

ENGINE				
2.0 TDI	Diesel	120	02/08-08/09	CBBA

Engine	Information	S10	T10	T20 - T23	T22 - T25
All engines	COL:brown, Conn. nr. 1, spanner size 24, switch press. 0.55-0.85 bar, thread M10x1.0	7.0132			
All engines	COL:brown, Conn. nr. 2, without adapter		7.6266		
All engines	COL:black, Conn. nr. 4			7.1232 T20	

ENGINE				
2.0 TDI	Diesel	81	05/10->	CFFD, CUVE

Engine	Information	S10	T10	T20 - T23	T22 - T25
All engines	COL:green, Conn. nr. 1, spanner size 24, switch press. 0.3-0.6 bar, thread M10x1	7.0174			
All engines	COL:brown, Conn. nr. 2, without adapter		7.6266		
All engines	COL:black, Conn. nr. 4			7.1232 T20	
Eng. CFFD					7.1311 T22

ENGINE				
2.0 TDI 4motion	Diesel	100	11/07->	CBAA, CFFA

Engine	Information	S10	T10	T20 - T23	T22 - T25
Eng. CBAA	COL:brown, Conn. nr. 1, spanner size 24, switch press. 0.55-0.85 bar, thread M10x1.0	7.0132			
Eng. CFFA	COL:green, Conn. nr. 1, spanner size 24, switch press. 0.3-0.6 bar, thread M10x1	7.0174			
All engines	COL:brown, Conn. nr. 2, without adapter		7.6266		
All engines	COL:black, Conn. nr. 4			7.1232 T20	
All engines					7.1311 T22

ENGINE				
2.0 TDI 4motion	Diesel	103	09/07->	CBAB, CFFB, CLJA

Engine	Information	S10	T10	T20 - T23	T22 - T25
Eng. CBAB	COL:brown, Conn. nr. 1, spanner size 24, switch press. 0.55-0.85 bar, thread M10x1.0	7.0132			
Eng. CLJA		7.0139			
Eng. CFFB	COL:green, Conn. nr. 1, spanner size 24, switch press. 0.3-0.6 bar, thread M10x1	7.0174			
All engines	COL:brown, Conn. nr. 2, without adapter		7.6266		
All engines	COL:black, Conn. nr. 4			7.1232 T20	
All engines					7.1311 T22

ENGINE				
2.0 TDI 4motion	Diesel	110	05/15->	CUVC

Engine	Information	S10	T10	T20 - T23	T22 - T25
All engines			7.6266		7.1311 T22
All engines	COL:black, Conn. nr. 4			7.1232 T20	

ENGINE				
2.0 TDI 4motion	Diesel	120	02/08-08/09	CBBA

Engine	Information	S10	T10	T20 - T23	T22 - T25
All engines					7.1311 T22

ENGINE				
2.0 TDI 4motion	Diesel	125	09/07->	CBBB, CFFB

Engine	Information	S10	T10	T20 - T23	T22 - T25
Eng. CBBB	COL:brown, Conn. nr. 1, spanner size 24, switch press. 0.55-0.85 bar, thread M10x1.0	7.0132			
Eng. CFFB	COL:green, Conn. nr. 1, spanner size 24, switch press. 0.3-0.6 bar, thread M10x1	7.0174			
All engines	COL:brown, Conn. nr. 2, without adapter		7.6266		
All engines	COL:black, Conn. nr. 4			7.1232 T20	
All engines					7.1311 T22

S10	OIL PRESSURE WARNING LIGHT SWITCH	T10	REVERSING LIGHT SWITCH	T20	BRAKE LIGHT SWITCH
T22	SWITCH CLUTCH CONTROL (CRUISE CONTROL)	T23	SWITCH BRAKE ACTUATION (ENGINE TIMING)	T25	SWITCH CLUTCH CONTROL (ENGINE CONTROL)

FUNCTIONS ON THE VEHICLE

Vehicle	alim.	kW	Date	Engine	 S10	 T10	 T20 - T23	 T22 - T25
---------	-------	----	------	--------	---	---	--	---

				ENGINE
2.0 TDI 4motion	Diesel	130	11/12->	CFGC

Engine	Information	S10	T10	T20 - T23	T22 - T25
All engines	COL:green, Conn. nr. 1, spanner size 24, switch press. 0.3-0.6 bar, thread M10x1	7.0174			
All engines	COL:brown, Conn. nr. 2, without adapter		7.6266		
All engines	COL:black, Conn. nr. 4			7.1232 T20	
All engines					7.1311 T22

				ENGINE
2.0 TDI 4motion	Diesel	135	05/15->	CUWA

Engine	Information	S10	T10	T20 - T23	T22 - T25
All engines			7.6266		
All engines	COL:black, Conn. nr. 4			7.1232 T20	

				ENGINE
2.0 TFSI	Petrol	125	05/08->	CCTB

Engine	Information	S10	T10	T20 - T23	T22 - T25
All engines		7.0135	7.6266	7.1232 T20	7.1311 T22

				ENGINE
2.0 TFSI 4motion	Petrol	125	09/07->	CAWA, CCZC

Engine	Information	S10	T10	T20 - T23	T22 - T25
Eng. CAWA	COL:black, Conn. nr. 1, switch press. 1.2-1.6 bar, thread M10x1.0	7.0135			
Eng. CCZC	COL:blue, Conn. nr. 2, switch press. 2.15-2.95 bar, thread M10x1.0	7.0192			
All engines	COL:brown, Conn. nr. 2, without adapter		7.6266		
All engines	COL:black, Conn. nr. 4			7.1232 T20	
All engines					7.1311 T22

				ENGINE
2.0 TFSI 4motion	Petrol	147	09/07->	CAWB, CCTA, CCZA

Engine	Information	S10	T10	T20 - T23	T22 - T25
Eng. CCZA	COL:brown, Conn. nr. 1, spanner size 24, switch press. 0.55-0.85 bar, thread M10x1.0	7.0132			
Eng. CAWB, CCTA	COL:black, Conn. nr. 1, switch press. 1.2-1.6 bar, thread M10x1.0	7.0135			
Eng. CCZA	COL:blue, Conn. nr. 2, switch press. 2.15-2.95 bar, thread M10x1.0	7.0192			
All engines	COL:brown, Conn. nr. 2, t.tnr. KVB/KVC/LMX/LMV/LMU, without adapter		7.6266		
All engines	COL:black, Conn. nr. 4			7.1232 T20	
All engines					7.1311 T22

				ENGINE
2.0 TSI 4motion	Petrol	132	05/11->	CCZD

Engine	Information	S10	T10	T20 - T23	T22 - T25
All engines	COL:brown, Conn. nr. 1, spanner size 24, switch press. 0.55-0.85 bar, thread M10x1.0	7.0132			
All engines	COL:blue, Conn. nr. 2, switch press. 2.15-2.95 bar, thread M10x1.0	7.0192			
All engines	COL:brown, Conn. nr. 2, without adapter		7.6266		
All engines	COL:black, Conn. nr. 4			7.1232 T20	
All engines					7.1311 T22

				ENGINE
2.0 TSI 4motion	Petrol	155	05/11->	CCZB





Engine	Information	S10	T10	T20 - T23	T22 - T25
All engines	COL:brown, Conn. nr. 1, spanner size 24, switch press. 0.55-0.85 bar, thread M10x1.0	7.0132			
All engines	COL:blue, Conn. nr. 2, switch press. 2.15-2.95 bar, thread M10x1.0	7.0192			
All engines	COL:brown, Conn. nr. 2, without adapter		7.6266		
All engines	COL:black, Conn. nr. 4			7.1232 T20	
All engines					7.1311 T22

TIGUAN II

				ENGINE
1.4 TSI	Petrol	110	05/16->	CZDA, CZEA

Engine	Information	S10	T10	T20 - T23	T22 - T25
All engines	COL:green, Conn. nr. 1, spanner size 24, switch press. 0.3-0.6 bar, thread M10x1	7.0174			
All engines	COL:blue, Conn. nr. 2, switch press. 2.15-2.95 bar, thread M10x1.0	7.0192			
All engines	COL:brown, Conn. nr. 2, without adapter		7.6266		
All engines	COL:black, Conn. nr. 4			7.1232 T20	

S10 OIL PRESSURE WARNING LIGHT SWITCH	T10 REVERSING LIGHT SWITCH	T20 BRAKE LIGHT SWITCH
T22 SWITCH CLUTCH CONTROL (CRUISE CONTROL)	T23 SWITCH BRAKE ACTUATION (ENGINE TIMING)	T25 SWITCH CLUTCH CONTROL (ENGINE CONTROL)

Vehicle	alim.	kW	Date	Engine	 S10	 T10	 T20 - T23	 T22 - T25
ENGINE								
1.4 TSI	Petrol	92	01/16->	CZCA				
Engine	Information				S10	T10	T20 - T23	T22 - T25
All engines	COL:green, Conn. nr. 1, spanner size 24, switch press. 0.3-0.6 bar, thread M10x1				7.0174			
All engines	COL:blue, Conn. nr. 2, switch press. 2.15-2.95 bar, thread M10x1.0				7.0192			
All engines	COL:brown, Conn. nr. 2, without adapter					7.6266		
All engines	COL:black, Conn. nr. 4						7.1232 T20	
ENGINE								
1.4 TSI 4motion	Petrol	110	05/16->	CZDA, CZEA				
Engine	Information				S10	T10	T20 - T23	T22 - T25
All engines	COL:green, Conn. nr. 1, spanner size 24, switch press. 0.3-0.6 bar, thread M10x1				7.0174			
All engines	COL:blue, Conn. nr. 2, switch press. 2.15-2.95 bar, thread M10x1.0				7.0192			
All engines	COL:brown, Conn. nr. 2, without adapter					7.6266		
All engines	COL:black, Conn. nr. 4						7.1232 T20	
ENGINE								
1.6 TDI	Diesel	85	05/16->	DGDB				
Engine	Information				S10	T10	T20 - T23	T22 - T25
All engines	COL:brown, Conn. nr. 2, t.tnr. QXU/QZZ/SDZ, without adapter					7.6266		
All engines	COL:black, Conn. nr. 4						7.1232 T20	
ENGINE								
2.0 TDI	Diesel	105	01/16->	CRFD				
Engine	Information				S10	T10	T20 - T23	T22 - T25
All engines						7.6266	7.1232 T20	
ENGINE								
2.0 TDI	Diesel	110	01/16->	DBGG, DFGA				
Engine	Information				S10	T10	T20 - T23	T22 - T25
All engines	COL:brown, Conn. nr. 2, t.tnr. SDZ/RMR, without adapter					7.6266		
All engines	COL:black, Conn. nr. 4						7.1232 T20	
ENGINE								
2.0 TDI	Diesel	130	01/16->	CRGB				
Engine	Information				S10	T10	T20 - T23	T22 - T25
All engines						7.6266	7.1232 T20	
ENGINE								
2.0 TDI	Diesel	81	05/15->	CUVE, CYKC				
Engine	Information				S10	T10	T20 - T23	T22 - T25
All engines						7.6266		
All engines	COL:black, Conn. nr. 4						7.1232 T20	
Eng. CUVE								7.1311 T22
ENGINE								
2.0 TDI	Diesel	85	05/16->	DFGC				
Engine	Information				S10	T10	T20 - T23	T22 - T25
All engines	COL:brown, Conn. nr. 2, without adapter					7.6266		
All engines	COL:black, Conn. nr. 4						7.1232 T20	
ENGINE								
2.0 TDI 4motion	Diesel	110	01/16->	DBGG, DFGA				
Engine	Information				S10	T10	T20 - T23	T22 - T25
All engines	COL:brown, Conn. nr. 2, t.tnr. SDZ/RMR, without adapter					7.6266		
All engines	COL:black, Conn. nr. 4						7.1232 T20	
ENGINE								
2.0 TDI 4motion	Diesel	140	04/16->	DFHA				
Engine	Information				S10	T10	T20 - T23	T22 - T25
All engines						7.6266		
All engines	COL:black, Conn. nr. 4						7.1232 T20	
ENGINE								
2.0 TDI 4motion	Diesel	176	05/16->	CUAA				
Engine	Information				S10	T10	T20 - T23	T22 - T25
All engines						7.6266		
All engines	COL:black, Conn. nr. 4						7.1232 T20	

S10	OIL PRESSURE WARNING LIGHT SWITCH	T10	REVERSING LIGHT SWITCH	T20	BRAKE LIGHT SWITCH
T22	SWITCH CLUTCH CONTROL (CRUISE CONTROL)	T23	SWITCH BRAKE ACTUATION (ENGINE TIMING)	T25	SWITCH CLUTCH CONTROL (ENGINE CONTROL)

FUNCTIONS ON THE VEHICLE

Vehicle	alim.	kW	Date	Engine	 S10	 T10	 T20 - T23	 T22 - T25
---------	-------	----	------	--------	---	---	--	---

				ENGINE
2.0 TSI 4motion	Petrol	132	01/16->	CZPA, DGVA

Engine	Information	S10	T10	T20 - T23	T22 - T25
All engines	COL:brown, Conn. nr. 1, spanner size 24, switch press. 0.55-0.85 bar, thread M10x1.0	7.0132			
All engines	COL:blue, Conn. nr. 1, switch press. 2.15-2.95 bar, thread M10x1	7.0192			
Eng. CZPA	COL:brown, Conn. nr. 2, without adapter		7.6266		
All engines	COL:black, Conn. nr. 4			7.1232 T20	

				ENGINE
2.0 TSI 4motion	Petrol	162	06/16->	CHHB, CXDA

Engine	Information	S10	T10	T20 - T23	T22 - T25
All engines	COL:brown, Conn. nr. 1, spanner size 24, switch press. 0.55-0.85 bar, thread M10x1.0	7.0132			
All engines	COL:blue, Conn. nr. 1, switch press. 2.15-2.95 bar, thread M10x1	7.0192			
Eng. CHHB	COL:brown, Conn. nr. 2, without adapter		7.6266		
All engines	COL:black, Conn. nr. 4			7.1232 T20	

TOUAREG I

				ENGINE
2.5 R5 TDI	Diesel	120	08/03-05/10	BLK, BPD

Engine	Information	S10	T10	T20 - T23	T22 - T25
All engines	COL:brown, Conn. nr. 1, spanner size 24, switch press. 0.55-0.85 bar, thread M10x1.0	7.0132			
All engines	Conn. nr. 4			7.1229 T20	
All engines	COL:green, man 6 speed				7.1143 T25

				ENGINE
2.5 R5 TDI	Diesel	128	01/03-05/10	BAC, BPE

Engine	Information	S10	T10	T20 - T23	T22 - T25
All engines	COL:brown, Conn. nr. 1, spanner size 24, switch press. 0.55-0.85 bar, thread M10x1.0	7.0132			
All engines	-> 01/12/05, Conn. nr. 4			7.1151 T20	
All engines	Conn. nr. 4			7.1229 T20	
All engines	COL:green, man 6 speed				7.1143 T25

				ENGINE
3.0 TDI	Diesel	155	04/06-05/10	BUN, CASB

Engine	Information	S10	T10	T20 - T23	T22 - T25
All engines	COL:grey, Conn. nr. 1, spanner size 24, switch press. 0.75-1.05 bar, thread M10x1.0	7.0134			
All engines	Conn. nr. 4			7.1229 T20	

				ENGINE
3.0 TDi/TDi Blue-Motion	Diesel	180	05/11-03/18	CJGD, CRCA

Engine	Information	S10	T10	T20 - T23	T22 - T25
All engines	COL:green, Conn. nr. 2, switch press. 2.0/2.5 bar	7.0190			
All engines	COL:grey, Conn. nr. 2, switch press. 0.75-1.05 bar, thread M10x1.0	7.0197			

				ENGINE
3.0 V6 TDI	Diesel	165	11/04-05/10	BKS, CATA

Engine	Information	S10	T10	T20 - T23	T22 - T25
All engines	COL:grey, Conn. nr. 1, spanner size 24, switch press. 0.75-1.05 bar, thread M10x1.0	7.0134			
All engines	COL:black, Conn. nr. 1, switch press. 1.2-1.6 bar, thread M10x1.0	7.0135			
Eng. CATA	COL:green, Conn. nr. 2, switch press. 2.0/2.5 bar	7.0190			
All engines	Conn. nr. 4			7.1229 T20	
All engines	COL:green, man 6 speed				7.1143 T25

				ENGINE
3.0 V6 TDI	Diesel	176	11/07-05/10	CASA, CASC





Engine	Information	S10	T10	T20 - T23	T22 - T25
All engines	COL:grey, Conn. nr. 1, spanner size 24, switch press. 0.75-1.05 bar, thread M10x1.0	7.0134			
All engines	Conn. nr. 4			7.1229 T20	
All engines	COL:green, man.				7.1143 T25

				ENGINE
3.2 V6	Petrol	162	10/02-11/06	AZZ, BAA, BKJ, BMV, BMX, BRJ

Engine	Information	S10	T10	T20 - T23	T22 - T25
All engines	COL:black, Conn. nr. 1, switch press. 1.2-1.6 bar, thread M10x1.0	7.0135			

S10 OIL PRESSURE WARNING LIGHT SWITCH	T10 REVERSING LIGHT SWITCH	T20 BRAKE LIGHT SWITCH
T22 SWITCH CLUTCH CONTROL (CRUISE CONTROL)	T23 SWITCH BRAKE ACTUATION (ENGINE TIMING)	T25 SWITCH CLUTCH CONTROL (ENGINE CONTROL)

FUNCTIONS ON THE VEHICLE

Vehicle	alim.	kW	Date	Engine	 S10	 T10	 T20 - T23	 T22 - T25
---------	-------	----	------	--------	---	---	--	---

ENGINE				
3.2 V6	Petrol	162	10/02-11/06	AZZ, BAA, BKJ, BMV, BMX, BRJ

Engine	Information	S10	T10	T20 - T23	T22 - T25
All engines	Conn. nr. 4			7.1229 T20	
Eng. AZZ, BKJ, BMV, BMX, BRJ	COL:green				7.1143 T22

ENGINE				
3.2 V6	Petrol	177	11/04-11/06	BKJ, BMV, BMX, BRJ

Engine	Information	S10	T10	T20 - T23	T22 - T25
All engines	COL:black, Conn. nr. 1, switch press. 1.2-1.6 bar, thread M10x1.0	7.0135			
All engines	Conn. nr. 4			7.1229 T20	
All engines	COL:green				7.1143 T22

ENGINE				
3.6 V6 FSI	Petrol	206	10/05-05/10	BHK, BHL

Engine	Information	S10	T10	T20 - T23	T22 - T25
All engines	7LA, COL:black, Conn. nr. 1, switch press. 1.2-1.6 bar, thread M10x1.0	7.0135			
Eng. BHK	7L6, COL:black, switch press. 1.2/1.6 bar	7.0171			
All engines	Conn. nr. 4			7.1229 T20	
Eng. BHK	COL:green				7.1143 T25

ENGINE				
4.2 FSI	Petrol	265	01/11-03/18	CGNA

Engine	Information	S10	T10	T20 - T23	T22 - T25
All engines	COL:green, Conn. nr. 1, switch press. 0.3-0.6 bar, thread M10x1	7.0196			
All engines	COL:black, Conn. nr. 4			7.1232 T20	

ENGINE				
4.2 V8	Petrol	228	12/02-11/06	AXQ

Engine	Information	S10	T10	T20 - T23	T22 - T25
All engines	COL:black, Conn. nr. 1, switch press. 1.2-1.6 bar, thread M10x1.0	7.0135			
All engines	Conn. nr. 4			7.1229 T20	

ENGINE				
4.2 V8 FSI	Petrol	257	06/06-05/10	BAR

Engine	Information	S10	T10	T20 - T23	T22 - T25
All engines	COL:black, Conn. nr. 1, switch press. 1.2-1.6 bar, thread M10x1.0	7.0135			
All engines				7.1229 T20	

ENGINE				
5.0 R50 TDI	Diesel	257	08/07-05/10	CBWA

Engine	Information	S10	T10	T20 - T23	T22 - T25
All engines	COL:black, Conn. nr. 1, switch press. 1.2-1.6 bar, thread M10x1.0	7.0135			
All engines	Conn. nr. 4			7.1229 T20	

ENGINE				
5.0 V10 TDI	Diesel	230	10/02-05/10	AYH, BLE, BWF

Engine	Information	S10	T10	T20 - T23	T22 - T25
All engines	COL:black, Conn. nr. 1, switch press. 1.2-1.6 bar, thread M10x1.0	7.0135			
All engines	Conn. nr. 4			7.1229 T20	

ENGINE				
6.0 W12	Petrol	331	08/04-05/10	BJN, CFRA

Engine	Information	S10	T10	T20 - T23	T22 - T25
All engines	COL:black, Conn. nr. 1, switch press. 1.2-1.6 bar, thread M10x1.0	7.0135			
All engines	Conn. nr. 4			7.1229 T20	

TOUAREG II

ENGINE				
3.0 TDI	Diesel	210	11/17->	DENA

Engine	Information	S10	T10	T20 - T23	T22 - T25
All engines	COL:black, Conn. nr. 4			7.1232 T20	

ENGINE				
3.0 TDI AWD	Diesel	170	05/18->	DEND

Engine	Information	S10	T10	T20 - T23	T22 - T25
All engines	COL:black, Conn. nr. 4			7.1232 T20	

S10 OIL PRESSURE WARNING LIGHT SWITCH	T10 REVERSING LIGHT SWITCH	T20 BRAKE LIGHT SWITCH
T22 SWITCH CLUTCH CONTROL (CRUISE CONTROL)	T23 SWITCH BRAKE ACTUATION (ENGINE TIMING)	T25 SWITCH CLUTCH CONTROL (ENGINE CONTROL)

FUNCTIONS ON THE VEHICLE

Vehicle	alim.	kW	Date	Engine	 S10	 T10	 T20 - T23	 T22 - T25
---------	-------	----	------	--------	---	---	--	---

				ENGINE
3.0 TFSI	Petrol	235	01/15->	CYJA

Engine	Information	S10	T10	T20 - T23	T22 - T25
All engines	pole nr. 1	7.0134			
All engines	pole nr. 2	7.0190			
All engines				7.1232 T20	

				ENGINE
3.0 V6 TDI	Diesel	150	01/10-03/18	CASD, CJMA, CRCD, CVWA

Engine	Information	S10	T10	T20 - T23	T22 - T25
Eng. CASD, CJMA	COL:grey, Conn. nr. 1, spanner size 24, switch press. 0.75-1.05 bar, thread M10x1.0	7.0134			
All engines	COL:green, Conn. nr. 2, see connection type, switch press. 2.0/2.5 bar	7.0190			
Eng. CJMA, CRCD, CVWA	see connection type	7.0197			
All engines	COL:black, Conn. nr. 4			7.1232 T20	

				ENGINE
3.0 V6 TDI	Diesel	165	06/10-03/18	CATA

Engine	Information	S10	T10	T20 - T23	T22 - T25
All engines	COL:grey, Conn. nr. 1, spanner size 24, switch press. 0.75-1.05 bar, thread M10x1.0	7.0134			
All engines	COL:green, Conn. nr. 2, switch press. 2.0/2.5 bar	7.0190			
All engines	COL:black, Conn. nr. 4			7.1232 T20	

				ENGINE
3.0 V6 TDI	Diesel	176	01/10-03/18	CASA, CNRB

Engine	Information	S10	T10	T20 - T23	T22 - T25
Eng. CASA	COL:grey, Conn. nr. 1, spanner size 24, switch press. 0.75-1.05 bar, thread M10x1.0	7.0134			
All engines	COL:green, Conn. nr. 2, switch press. 2.0/2.5 bar	7.0190			
Eng. CASA	COL:grey, Conn. nr. 2, switch press. 0.75-1.05 bar, thread M10x1.0	7.0197			
All engines	COL:black, Conn. nr. 4			7.1232 T20	

				ENGINE
3.0 V6 TDI	Diesel	180	05/11-03/18	CJGD, CRCA

Engine	Information	S10	T10	T20 - T23	T22 - T25
Eng. CRCA	see connection type	7.0190, 7.0197			
All engines				7.1232 T20	

				ENGINE
3.0 V6 TDI	Diesel	193	09/14-03/18	CVVA

Engine	Information	S10	T10	T20 - T23	T22 - T25
All engines	COL:green, Conn. nr. 2, switch press. 2.0/2.5 bar	7.0190			
All engines	COL:grey, Conn. nr. 2, switch press. 0.75-1.05 bar, thread M10x1.0	7.0197			
All engines	COL:black, Conn. nr. 4			7.1232 T20	

				ENGINE
3.0 V6 TSI	Petrol	213	08/10-03/18	CJTA

Engine	Information	S10	T10	T20 - T23	T22 - T25
All engines	pole nr. 1	7.0134			
All engines	pole nr. 2	7.0190			
All engines				7.1232 T20	

				ENGINE
3.0 V6 TSI Hybrid	Petrol/ Electro	245	04/10-03/18	CGEA, CGFA

Engine	Information	S10	T10	T20 - T23	T22 - T25
All engines	COL:grey, Conn. nr. 1, switch press. 0.75-1.05 bar, thread M10x1.0	7.0134			
All engines	COL:grey, Conn. nr. 2, switch press. 2.5-3.2 bar, thread M10x1.0	7.0185			
All engines	COL:black, Conn. nr. 4			7.1232 T20	

				ENGINE
3.6 V6 FSI	Petrol	183	08/10-03/18	CMTA

Engine	Information	S10	T10	T20 - T23	T22 - T25
All engines	COL:black, switch press. 1.2/1.6 bar	7.0171			
All engines				7.1232 T20	

				ENGINE
3.6 V6 FSI	Petrol	206	04/10-03/18	CGRA

Engine	Information	S10	T10	T20 - T23	T22 - T25
All engines	COL:black, switch press. 1.2/1.6 bar	7.0171			

S10	OIL PRESSURE WARNING LIGHT SWITCH	T10	REVERSING LIGHT SWITCH	T20	BRAKE LIGHT SWITCH
T22	SWITCH CLUTCH CONTROL (CRUISE CONTROL)	T23	SWITCH BRAKE ACTUATION (ENGINE TIMING)	T25	SWITCH CLUTCH CONTROL (ENGINE CONTROL)

Vehicle	alim.	kW	Date	Engine	 S10	 T10	 T20 - T23	 T22 - T25
---------	-------	----	------	--------	---	---	--	---

				ENGINE
3.6 V6 FSI	Petrol	206	04/10-03/18	CGRA

Engine	Information	S10	T10	T20 - T23	T22 - T25
All engines	COL:black, Conn. nr. 4			7.1232 T20	

				ENGINE
4.2 V8 TDI	Diesel	250	01/10-03/18	CKDA

Engine	Information	S10	T10	T20 - T23	T22 - T25
All engines	COL:grey, Conn. nr. 1, spanner size 24, switch press. 0.75-1.05 bar, thread M10x1.0	7.0134			
All engines	COL:grey, Conn. nr. 2, switch press. 2.5-3.2 bar, thread M10x1.0	7.0185			
All engines	COL:green, Conn. nr. 2, switch press. 2.0/2.5 bar	7.0190			
All engines	COL:black, Conn. nr. 4			7.1232 T20	

TOURAN I

				ENGINE
1.2 TSI	Petrol	77	05/10-05/15	CBZB

Engine	Information	S10	T10	T20 - T23	T22 - T25
All engines	COL:green, Conn. nr. 1, switch press. 0.3-0.6 bar, thread M10x1	7.0196			
All engines	COL:black, Conn. nr. 2, thread M12x1.5, without adapter		7.6215		
All engines				7.1232 T20	7.1309 T22

				ENGINE
1.4 FSI	Petrol	125	11/06-05/10	BLG, CAVB

Engine	Information	S10	T10	T20 - T23	T22 - T25
Eng. BLG	COL:green, Conn. nr. 1, spanner size 24, switch press. 0.3-0.6 bar, thread M10x1	7.0174			
Eng. CAVB	COL:green, Conn. nr. 1, switch press. 0.3-0.6 bar, thread M10x1	7.0196			
Eng. CAVB	COL:black		7.6215		
Eng. CAVB	COL:brown		7.6266		
All engines	COL:black, Conn. nr. 4			7.1232 T20	
Eng. CAVB					7.1309 T22

				ENGINE
1.4 TSI	Petrol	103	02/06-05/15	BMV, CAVC, CTHC

Engine	Information	S10	T10	T20 - T23	T22 - T25
Eng. BMV	COL:green, Conn. nr. 1, spanner size 24, switch press. 0.3-0.6 bar, thread M10x1	7.0174			
Eng. CAVC, CTHC	COL:green, Conn. nr. 1, switch press. 0.3-0.6 bar, thread M10x1	7.0196			
All engines	COL:black, Conn. nr. 2, thread M12x1.5, without adapter		7.6215		
Eng. BMV, CAVC	COL:brown, Conn. nr. 2, without adapter		7.6266		
All engines	COL:black, Conn. nr. 4			7.1232 T20	
All engines	Conn. nr. 5				7.1309 T22

				ENGINE
1.4 TSI	Petrol	125	05/10-05/15	CAVB, CTHB

Engine	Information	S10	T10	T20 - T23	T22 - T25
All engines	COL:green, Conn. nr. 1, switch press. 0.3-0.6 bar, thread M10x1	7.0196			
All engines	COL:black, Conn. nr. 4			7.1232 T20	
All engines					7.1309 T22

				ENGINE
1.4 TSI EcoFuel	CNG	110	05/09-05/10	CDGA

Engine	Information	S10	T10	T20 - T23	T22 - T25
All engines	COL:green, Conn. nr. 1, spanner size 24, switch press. 0.3-0.6 bar, thread M10x1	7.0174			
All engines	COL:black, Conn. nr. 2, t.nr. KWB, thread M12x1.5, without adapter		7.6215		
All engines	COL:brown, Conn. nr. 2, t.nr. GQG/GNE/FVF/GVW/HDU, without adapter		7.6266		
All engines	COL:black, Conn. nr. 4			7.1232 T20	
All engines	Conn. nr. 5				7.1309 T22
All engines	COL:green, Conn. nr. 1, switch press. 0.3-0.6 bar, thread M10x1	7.0196			
All engines	COL:black, Conn. nr. 2, thread M12x1.5, without adapter		7.6215		
All engines				7.1232 T20	7.1309 T22

				ENGINE
1.6	Petrol	75	07/03-05/10	BGU, BSE, BSF

Engine	Information	S10	T10	T20 - T23	T22 - T25
Eng. BGU	COL:brown, Conn. nr. 1, spanner size 24, switch press. 0.55-0.85 bar, thread M10x1.0	7.0132			

S10 OIL PRESSURE WARNING LIGHT SWITCH	T10 REVERSING LIGHT SWITCH	T20 BRAKE LIGHT SWITCH
T22 SWITCH CLUTCH CONTROL (CRUISE CONTROL)	T23 SWITCH BRAKE ACTUATION (ENGINE TIMING)	T25 SWITCH CLUTCH CONTROL (ENGINE CONTROL)

FUNCTIONS ON THE VEHICLE

Vehicle	alim.	kW	Date	Engine	 S10	 T10	 T20 - T23	 T22 - T25
---------	-------	----	------	--------	---	---	--	---

ENGINE				
1.6	Petrol	75	07/03-05/10	BGU, BSE, BSF

Engine	Information	S10	T10	T20 - T23	T22 - T25
Eng. BSE, BSF	COL:black, Conn. nr. 1, switch press. 1.2-1.6 bar, thread M10x1.0	7.0135			
All engines	COL:black, Conn. nr. 2, thread M12x1.5, without adapter		7.6215		
All engines	COL:brown, Conn. nr. 2, without adapter		7.6266		
All engines	-> 01/11/05, ->ch. 1T6077656, COL:black, Conn. nr. 4, LHD			7.1228	T20
All engines	-> 01/11/05, ->ch. 1T6077657, Conn. nr. 4, RHD, thread M12x1.5			7.1229	T20
All engines	01/12/05 ->, ch. 1T6077656 ->, COL:black, Conn. nr. 4			7.1232	T20
All engines	Conn. nr. 5				7.1309 T25

ENGINE				
1.6 BiFuel	Petrol/ Petro- leum Gas (LPG)	75	11/06-05/10	BSF

Engine	Information	S10	T10	T20 - T23	T22 - T25
All engines	COL:black, Conn. nr. 1, switch press. 1.2-1.6 bar, thread M10x1.0	7.0135			
All engines	COL:black, Conn. nr. 2, t.nr. FVG/GQL/GQN, thread M12x1.5, without adapter		7.6215		
All engines	COL:brown, Conn. nr. 2, t.nr. JJT/LBR/MBR, without adapter		7.6266		
All engines	COL:black, Conn. nr. 4			7.1232	T20
All engines	Conn. nr. 5				7.1309 T22

ENGINE				
1.6 FSI	Petrol	85	02/03-01/07	BAG, BLF, BLP

Engine	Information	S10	T10	T20 - T23	T22 - T25
Eng. BLP		7.0139			
All engines	COL:green, Conn. nr. 1, spanner size 24, switch press. 0.3-0.6 bar, thread M10x1	7.0174			
All engines	COL:black, Conn. nr. 2, thread M12x1.5, without adapter		7.6215		
All engines	COL:brown, Conn. nr. 2, without adapter		7.6266		
All engines	-> 01/10/05, ->ch. 1T6077656, COL:black, Conn. nr. 4, LHD			7.1228	T20
All engines	-> 01/10/05, ->ch. 1T6077657, Conn. nr. 4, RHD, thread M12x1.5			7.1229	T20
All engines	01/11/05 ->, ch. 1T-6-077 656 ->, ch. 1T6095582 ->, COL:black, Conn. nr. 4			7.1232	T20
All engines	-> 01/05/03, ->ch. 1T-3-035 000, ->ch. 1T3035000, COL:blue, Conn. nr. 4				7.1220 T22
All engines	01/06/03 ->, ch. 1T-4-000 001 ->, ch. 1T4000001 ->, Conn. nr. 5				7.1309 T22

ENGINE				
1.6 TDI	Diesel	66	05/10-05/15	CAYB

Engine	Information	S10	T10	T20 - T23	T22 - T25
All engines	COL:green, Conn. nr. 1, spanner size 24, switch press. 0.3-0.6 bar, thread M10x1	7.0174			
All engines	COL:black, Conn. nr. 2, thread M12x1.5, without adapter		7.6215		
All engines				7.1232	T20 7.1309 T22

ENGINE				
1.6 TDI	Diesel	77	05/10-05/15	CAVC


Engine	Information	S10	T10	T20 - T23	T22 - T25
All engines	COL:green, Conn. nr. 1, spanner size 24, switch press. 0.3-0.6 bar, thread M10x1	7.0174			
All engines	COL:black, Conn. nr. 2, t.nr. FVG/GQL/GQN, thread M12x1.5, without adapter		7.6215		
All engines	COL:brown, Conn. nr. 2, t.nr. GQG/GNE/FVF/GVW/HDU, without adapter		7.6266		
All engines				7.1232	T20 7.1309 T22

ENGINE				
1.9 TDI	Diesel	66	11/04-05/10	BRU, BXF, BXJ

Engine	Information	S10	T10	T20 - T23	T22 - T25
All engines	COL:brown, Conn. nr. 1, spanner size 24, switch press. 0.55-0.85 bar, thread M10x1.0	7.0132			
All engines	COL:black, Conn. nr. 2, t.nr. GQN/JCM/JWP, t.nr. JYK/LKA, thread M12x1.5, without adapter		7.6215		
All engines	COL:brown, Conn. nr. 2, t.nr. KXD, without adapter		7.6266		
All engines	-> 01/10/05, ->ch. 1T6077656, COL:black, Conn. nr. 4, LHD			7.1228	T20
All engines	-> 01/11/05, ->ch. 1T077656, Conn. nr. 4, RHD, thread M12x1.5			7.1229	T20
All engines	01/12/05 ->, ch. 1T077657 ->, COL:black, Conn. nr. 4			7.1232	T20
All engines	Conn. nr. 5				7.1309 T22

S10	OIL PRESSURE WARNING LIGHT SWITCH	T10	REVERSING LIGHT SWITCH	T20	BRAKE LIGHT SWITCH
T22	SWITCH CLUTCH CONTROL (CRUISE CONTROL)	T23	SWITCH BRAKE ACTUATION (ENGINE TIMING)	T25	SWITCH CLUTCH CONTROL (ENGINE CONTROL)

FUNCTIONS ON THE VEHICLE

Vehicle	alim.	kW	Date	Engine	 S10	 T10	 T20 - T23	 T22 - T25
---------	-------	----	------	--------	---	---	--	---

				ENGINE
1.9 TDI	Diesel	74	02/03-05/04	AVQ

Engine	Information	S10	T10	T20 - T23	T22 - T25
All engines	COL: brown, Conn. nr. 1, spanner size 24, switch press. 0.55-0.85 bar, thread M10x1.0	7.0132			
All engines	COL: black, Conn. nr. 2, t.nr. FYG/GQN, thread M12x1.5, without adapter		7.6215		
All engines	COL: black, Conn. nr. 4, LHD			7.1228 T20	
All engines	Conn. nr. 4, RHD, thread M12x1.5			7.1229 T20	
All engines	-> 01/05/03, -> ch. 1T3035000, COL: blue, Conn. nr. 4				7.1220 T22
All engines	01/06/03 ->, ch. 1T4000001 ->, Conn. nr. 5				7.1309 T22

				ENGINE
1.9 TDI	Diesel	77	08/03-05/10	BKC, BLS, BXE

Engine	Information	S10	T10	T20 - T23	T22 - T25
All engines	COL: brown, Conn. nr. 1, spanner size 24, switch press. 0.55-0.85 bar, thread M10x1.0	7.0132			
All engines	COL: black, Conn. nr. 2, t.nr. GQN/JYK/KWD, t.nr. LKA, thread M12x1.5, without adapter		7.6215		
All engines	COL: brown, Conn. nr. 2, t.nr. KXD/LNP, without adapter		7.6266		
All engines	-> 01/10/05, -> ch. 1T6077656, COL: black, Conn. nr. 4, LHD			7.1228 T20	
All engines	-> 01/10/05, -> ch. 1T6077656, Conn. nr. 4, RHD, thread M12x1.5			7.1229 T20	
All engines	01/11/05 ->, ch. 1T6077657 ->, COL: black, Conn. nr. 4			7.1232 T20	
All engines	Conn. nr. 5				7.1309 T22

				ENGINE
2.0 EcoFuel	CNG	80	02/06-05/09	BSX

Engine	Information	S10	T10	T20 - T23	T22 - T25
All engines	COL: black, Conn. nr. 1, switch press. 1.2-1.6 bar, thread M10x1.0	7.0135			
All engines	COL: black, Conn. nr. 2, t.nr. FYG/GQL/GQN, thread M12x1.5, without adapter		7.6215		
All engines	COL: brown, Conn. nr. 2, t.nr. GUG/JJV, without adapter		7.6266		
All engines	COL: black, Conn. nr. 4			7.1232 T20	
All engines	Conn. nr. 5				7.1309 T22

				ENGINE
2.0 FSI	Petrol	110	10/03-01/07	AXW, BLR, BLX, BLY, BVY, BVZ

Engine	Information	S10	T10	T20 - T23	T22 - T25
Eng. AXW, BLX, BLY	-> 01/12/04, -> ch. 1T-5-120 000, -> ch. 1T5120000, COL: black, Conn. nr. 1, switch press. 1.2/1.6 bar, thread M10x1.0	7.0159			
Eng. BLR, BLX, BLY, BVY, BVZ	01/01/05 ->, ch. 1T-5-120 001 ->, ch. 1T5120001 ->, COL: black, Conn. nr. 2, switch press. 1.2-1.6 bar, thread M10x1.0	7.0168			
All engines	COL: black, Conn. nr. 2, thread M12x1.5, without adapter		7.6215		
All engines	COL: brown, Conn. nr. 2, without adapter		7.6266		
All engines	-> 01/10/05, -> ch. 1T-6-077 656, -> ch. 1T6077656, COL: black, Conn. nr. 4, LHD			7.1228 T20	
All engines	-> 01/10/05, -> ch. 1T-6-077 656, -> ch. 1T6077656, Conn. nr. 4, RHD, thread M12x1.5			7.1229 T20	
All engines	01/11/05 ->, ch. 1T-6-077 656 ->, ch. 1T6077657 ->, COL: black, Conn. nr. 4			7.1232 T20	
Eng. AXW, BLX	-> ch. 1T-3-035 000				7.1220 T22
All engines	ch. 1T-4-000 001 ->, Conn. nr. 5				7.1309 T22

				ENGINE
2.0 FSI	Petrol	85	10/04-05/10	BJZ

Engine	Information	S10	T10	T20 - T23	T22 - T25
All engines		7.0135			7.1309 T22
All engines	COL: black		7.6215		
All engines	COL: brown		7.6266		
All engines	alternatively			7.1228, 7.1229 T20	
All engines	LHD			7.1232 T20	
All engines	+manual transmission				7.1220 T22

				ENGINE
2.0 TDI	Diesel	100	02/03-05/10	AZV

Engine	Information	S10	T10	T20 - T23	T22 - T25
All engines	COL: brown, Conn. nr. 1, spanner size 24, switch press. 0.55-0.85 bar, thread M10x1.0	7.0132			
All engines	COL: brown, Conn. nr. 2, t.nr. GNE/HDU/JLT, t.nr. KDM/KXW/KNR, without adapter		7.6266		
All engines	-> 01/11/06, -> ch. 1T6077656, COL: black, Conn. nr. 4, LHD			7.1228 T20	

S10 OIL PRESSURE WARNING LIGHT SWITCH	T10 REVERSING LIGHT SWITCH	T20 BRAKE LIGHT SWITCH
T22 SWITCH CLUTCH CONTROL (CRUISE CONTROL)	T23 SWITCH BRAKE ACTUATION (ENGINE TIMING)	T25 SWITCH CLUTCH CONTROL (ENGINE CONTROL)

FUNCTIONS ON THE VEHICLE

Vehicle	alim.	kW	Date	Engine	 S10	 T10	 T20 - T23	 T22 - T25
---------	-------	----	------	--------	---	---	--	---

				ENGINE
2.0 TDI	Diesel	100	02/03-05/10	AZV

Engine	Information	S10	T10	T20 - T23	T22 - T25
All engines	-> 01/11/06, ->ch. 1T6077656, Conn. nr. 4, RHD, thread M12x1.5			7.1229 T20	
All engines	01/12/06 ->, ch. 1T6077657 ->, COL:black, Conn. nr. 4			7.1232 T20	
All engines	Conn. nr. 5				7.1309 T22

				ENGINE
2.0 TDI	Diesel	103	12/05-05/15	BMM, CFHC

Engine	Information	S10	T10	T20 - T23	T22 - T25
Eng. BMM	COL:brown, Conn. nr. 1, spanner size 24, switch press. 0.55-0.85 bar, thread M10x1.0	7.0132			
Eng. CFHC		7.0139			
Eng. CFHC	COL:green, Conn. nr. 1, spanner size 24, switch press. 0.3-0.6 bar, thread M10x1	7.0174			
Eng. CFHC	COL:black, Conn. nr. 2, thread M12x1.5, without adapter		7.6215		
All engines	COL:brown, Conn. nr. 2, t.nr. HDU/JLT/KNR, t.nr. KXW/KDM/KNR, without adapter		7.6266		
Eng. BMM	-> 01/11/06, ->ch. 1T6077656, COL:black, Conn. nr. 4, LHD			7.1228 T20	
Eng. BMM	-> 01/11/06, ->ch. 1T6077656, Conn. nr. 4, RHD, thread M12x1.5			7.1229 T20	
All engines	01/12/06 ->, ch. 1T6077657 ->, COL:black, Conn. nr. 4			7.1232 T20	
All engines	Conn. nr. 5				7.1309 T22

				ENGINE
2.0 TDI	Diesel	125	12/05-01/13	BMN, CFJA

Engine	Information	S10	T10	T20 - T23	T22 - T25
Eng. BMN	COL:brown, Conn. nr. 1, spanner size 24, switch press. 0.55-0.85 bar, thread M10x1.0	7.0132			
Eng. CFJA		7.0139			
Eng. CFJA	COL:green, Conn. nr. 1, spanner size 24, switch press. 0.3-0.6 bar, thread M10x1	7.0174			
All engines	COL:black, Conn. nr. 2, t.nr. FYG/GQL/GQN, thread M12x1.5, without adapter		7.6215		
All engines	COL:brown, Conn. nr. 2, t.nr. HVS, t.nr. MNZ, without adapter		7.6266		
All engines	COL:black, Conn. nr. 4			7.1232 T20	
All engines	Conn. nr. 5				7.1309 T22

				ENGINE
2.0 TDI	Diesel	130	01/13-05/15	CFJB

Engine	Information	S10	T10	T20 - T23	T22 - T25
All engines	COL:green, Conn. nr. 1, spanner size 24, switch press. 0.3-0.6 bar, thread M10x1	7.0174			
All engines	COL:black		7.6215		
All engines	COL:brown		7.6266		
All engines	COL:black, Conn. nr. 4			7.1232 T20	
All engines					7.1309 T22

				ENGINE
2.0 TDI	Diesel	81	11/10-05/15	CFHF, CLCA

Engine	Information	S10	T10	T20 - T23	T22 - T25
All engines				7.1232 T20	7.1309 T22

				ENGINE
2.0 TDI [CHN]	Petrol	88	04/09->	CGZA

Engine	Information	S10	T10	T20 - T23	T22 - T25
All engines		7.0135			
All engines	COL:black		7.6215		
All engines	COL:brown		7.6266		
All engines	alternatively			7.1228, 7.1229 T20	
All engines	LHD			7.1232 T20	
All engines	pole nr. 2				7.1220 T22
All engines	pole nr. 4				7.1309 T22

				ENGINE
2.0 TDI 16V	Diesel	103	08/03-05/10	BKD

Engine	Information	S10	T10	T20 - T23	T22 - T25
All engines	COL:brown, Conn. nr. 1, spanner size 24, switch press. 0.55-0.85 bar, thread M10x1.0	7.0132			
All engines	COL:black, Conn. nr. 2, t.nr. FYG/GQL/GQN, thread M12x1.5, without adapter		7.6215		
All engines	COL:brown, Conn. nr. 2, t.nr. GNE/HDU/KDM, t.nr. KNR/KXW, without adapter		7.6266		
All engines	-> 01/10/05, ->ch. 1T6077656, COL:black, Conn. nr. 4, LHD			7.1228 T20	

S10 OIL PRESSURE WARNING LIGHT SWITCH	T10 REVERSING LIGHT SWITCH	T20 BRAKE LIGHT SWITCH
T22 SWITCH CLUTCH CONTROL (CRUISE CONTROL)	T23 SWITCH BRAKE ACTUATION (ENGINE TIMING)	T25 SWITCH CLUTCH CONTROL (ENGINE CONTROL)

Vehicle	alim.	kW	Date	Engine	 S10	 T10	 T20 - T23	 T22 - T25
---------	-------	----	------	--------	---	---	--	---

				ENGINE
2.0 TDI 16V	Diesel	103	08/03-05/10	BKD

Engine	Information	S10	T10	T20 - T23	T22 - T25
All engines	-> 01/10/05, -> ch. 1T6077656, Conn. nr. 4, RHD, thread M12x1.5			7.1229 T20	
All engines	01/11/05 ->, ch. 1T6077657 ->, COL:black, Conn. nr. 4			7.1232 T20	
All engines	Conn. nr. 5				7.1309 T22

				ENGINE
2.0 TDi/TDi Blue-Motion	Diesel	81	05/10-05/15	CFHF, CLCA

Engine	Information	S10	T10	T20 - T23	T22 - T25
All engines	COL:green, Conn. nr. 1, spanner size 24, switch press. 0.3-0.6 bar, thread M10x1	7.0174			
All engines	COL:black, Conn. nr. 2, thread M12x1.5, without adapter		7.6215		

				ENGINE
1.2 TSI	Petrol	81	05/15->	CYVB

Engine	Information	S10	T10	T20 - T23	T22 - T25
All engines	COL:green, Conn. nr. 1, spanner size 24, switch press. 0.3-0.6 bar, thread M10x1	7.0174			
All engines	COL:black, Conn. nr. 2, t.tnr. QXB/QXD, thread M12x1.5, without adapter		7.6215		
All engines	COL:brown, Conn. nr. 2, t.tnr. QUZ/QFZ, without adapter		7.6266		
All engines	COL:black, Conn. nr. 4			7.1232 T20	

				ENGINE
1.4 TSI	Petrol	110	05/15->	CZDA

Engine	Information	S10	T10	T20 - T23	T22 - T25
All engines	COL:green, Conn. nr. 1, spanner size 24, switch press. 0.3-0.6 bar, thread M10x1	7.0174			
All engines	COL:blue, Conn. nr. 2, switch press. 2.15-2.95 bar, thread M10x1.0	7.0192			
All engines	COL:black, Conn. nr. 2, t.tnr. QXB/QXD, thread M12x1.5, without adapter		7.6215		
All engines	COL:brown, Conn. nr. 2, t.tnr. QUZ/QFZ, without adapter		7.6266		
All engines	COL:black, Conn. nr. 4			7.1232 T20	

				ENGINE
1.6 TDI	Diesel	81	05/15-05/16	CRKB

Engine	Information	S10	T10	T20 - T23	T22 - T25
All engines	COL:black, Conn. nr. 2, t.tnr. QXB/QXD, thread M12x1.5, without adapter		7.6215		
All engines	COL:brown, Conn. nr. 2, t.tnr. QUZ/QFZ, without adapter		7.6266		
All engines	COL:black, Conn. nr. 4			7.1232 T20	

				ENGINE
1.6 TDI	Diesel	85	05/16->	DGDA

Engine	Information	S10	T10	T20 - T23	T22 - T25
All engines	COL:black, Conn. nr. 2, t.tnr. QXB/QXD/RSQ/RSS, thread M12x1.5, without adapter		7.6215		
All engines	COL:brown, Conn. nr. 2, t.tnr. QUZ/QFZ, without adapter		7.6266		
All engines	COL:black, Conn. nr. 4			7.1232 T20	

				ENGINE
1.8 TSI	Petrol	132	11/15->	CJSA

Engine	Information	S10	T10	T20 - T23	T22 - T25
All engines	COL:brown, Conn. nr. 1, spanner size 24, switch press. 0.55-0.85 bar, thread M10x1.0	7.0132			
All engines	COL:blue, Conn. nr. 1, switch press. 2.15-2.95 bar, thread M10x1	7.0192			
All engines	COL:black		7.6215		
All engines	COL:brown		7.6266		
All engines	COL:black, Conn. nr. 4			7.1232 T20	

				ENGINE
2.0 TDI	Diesel	110	05/15->	DFFA, DFGA

Engine	Information	S10	T10	T20 - T23	T22 - T25
All engines	COL:black, Conn. nr. 2, t.tnr. QXB/QXD, thread M12x1.5, without adapter		7.6215		
All engines	COL:brown, Conn. nr. 2, t.tnr. QUZ/QFZ, without adapter		7.6266		
All engines	COL:black, Conn. nr. 4			7.1232 T20	

				ENGINE
2.0 TDI	Diesel	140	11/15->	DFHA

Engine	Information	S10	T10	T20 - T23	T22 - T25
All engines	COL:black		7.6215		

S10	OIL PRESSURE WARNING LIGHT SWITCH	T10	REVERSING LIGHT SWITCH	T20	BRAKE LIGHT SWITCH
T22	SWITCH CLUTCH CONTROL (CRUISE CONTROL)	T23	SWITCH BRAKE ACTUATION (ENGINE TIMING)	T25	SWITCH CLUTCH CONTROL (ENGINE CONTROL)

FUNCTIONS ON THE VEHICLE

Vehicle	alim.	kW	Date	Engine				
					S10	T10	T20 - T23	T22 - T25

2.0 TDI					ENGINE			
alim.	kW	Date	Engine	DFHA				
Diesel	140	11/15->			S10	T10	T20 - T23	T22 - T25
Engine	Information							
All engines	COL: brown					7.6266		
All engines	COL: black, Conn. nr. 4						7.1232	T20

2.0 TDI					ENGINE			
alim.	kW	Date	Engine	CRVA, CYKB, DFEB, DFGB				
Diesel	81	11/15->			S10	T10	T20 - T23	T22 - T25
Engine	Information							
All engines	COL: black, Conn. nr. 2, thread M12x1.5, without adapter					7.6215		
Eng. DFEB, DFGB	COL: brown					7.6266		
All engines	COL: black, Conn. nr. 4						7.1232	T20

TRANSPORTER III

1.9					ENGINE			
alim.	kW	Date	Engine	DF				
Petrol	44	08/82-07/92			S10	T10	T20 - T23	T22 - T25
Engine	Information							
All engines	COL: white				7.0045			
All engines	COL: grey				7.0095			

1.9					ENGINE			
alim.	kW	Date	Engine	DG				
Petrol	57	08/82-07/92			S10	T10	T20 - T23	T22 - T25
Engine	Information							
All engines	COL: white				7.0045			
All engines	COL: grey				7.0095			

1.9 Syncro					ENGINE			
alim.	kW	Date	Engine	DG				
Petrol	57	02/85-07/92			S10	T10	T20 - T23	T22 - T25
Engine	Information							
All engines	COL: white				7.0045			
All engines	COL: grey				7.0095			

2.1					ENGINE			
alim.	kW	Date	Engine	SR				
Petrol	64	10/86-07/92			S10	T10	T20 - T23	T22 - T25
Engine	Information							
All engines	COL: white				7.0045			
All engines	COL: grey				7.0095			

2.1					ENGINE			
alim.	kW	Date	Engine	MV				
Petrol	70	08/85-07/92			S10	T10	T20 - T23	T22 - T25
Engine	Information							
All engines	COL: white				7.0045			
All engines	COL: grey				7.0095			

2.1					ENGINE			
alim.	kW	Date	Engine	DJ				
Petrol	82	08/84-07/92			S10	T10	T20 - T23	T22 - T25
Engine	Information							
All engines	COL: white				7.0045			
All engines	COL: grey				7.0095			

2.1 i					ENGINE			
alim.	kW	Date	Engine	SS				
Petrol	68	07/89-07/92			S10	T10	T20 - T23	T22 - T25
Engine	Information							
All engines	COL: white				7.0045			
All engines	COL: grey				7.0095			

2.1 Syncro					ENGINE			
alim.	kW	Date	Engine	SR				
Petrol	64	10/86-07/92			S10	T10	T20 - T23	T22 - T25
Engine	Information							
All engines	COL: white				7.0045			
All engines	COL: grey				7.0095			

TRANSPORTER IV

1.8					ENGINE			
alim.	kW	Date	Engine	PD				
Petrol	49	12/90-07/92			S10	T10	T20 - T23	T22 - T25
Engine	Information							
All engines	COL: white				7.0045			
All engines	COL: blue				7.0108			
All engines						7.6125	7.1055	T20

S10	OIL PRESSURE WARNING LIGHT SWITCH	T10	REVERSING LIGHT SWITCH	T20	BRAKE LIGHT SWITCH
T22	SWITCH CLUTCH CONTROL (CRUISE CONTROL)	T23	SWITCH BRAKE ACTUATION (ENGINE TIMING)	T25	SWITCH CLUTCH CONTROL (ENGINE CONTROL)

FUNCTIONS ON THE VEHICLE

Vehicle	alim.	kW	Date	Engine	 S10	 T10	 T20 - T23	 T22 - T25
---------	-------	----	------	--------	---	---	--	---

ENGINE				
1.9 D	Diesel	44	09/90-12/95	1X

Engine	Information	S10	T10	T20 - T23	T22 - T25
All engines	COL:black	7.0046			
All engines	COL:grey	7.0095			
All engines	COL:blue	7.0108			
All engines			7.6125	7.1055	T20

ENGINE				
1.9 D	Diesel	45	07/90-12/95	1X

Engine	Information	S10	T10	T20 - T23	T22 - T25
All engines	COL:black	7.0046			
All engines	COL:grey	7.0095			
All engines	COL:blue	7.0108			
All engines			7.6125	7.1055	T20

ENGINE				
1.9 TD	Diesel	50	10/92-04/03	ABL

Engine	Information	S10	T10	T20 - T23	T22 - T25
All engines	->ch. 70-W-200 000, COL:black	7.0046			
All engines	->ch. 70-X-053 924, COL:grey	7.0095			
All engines	->ch. 70-X-053 924, COL:blue	7.0108			
All engines	ch. 70-X-053 925 ->, COL:brown	7.0132			
All engines			7.6125		
All engines	pole nr. 2			7.1055	T20
All engines	ch. 70-X-000 001 ->, pole nr. 4			7.1230	T20

ENGINE				
2.0	Petrol	62	07/90-04/03	AAC

Engine	Information	S10	T10	T20 - T23	T22 - T25
All engines	->ch. 70-X-033 912, ->ch. 70-X-041 315, COL:white	7.0045			
All engines	->ch. 70-W-200 000, COL:black	7.0046			
All engines	->ch. 70-X-033 912, ->ch. 70-X-041 315, COL:blue	7.0108			
All engines	->ch. 70-X-053 924, ch. 70-X-033 913 ->, ch. 70-X-041 316 ->, COL:blue	7.0133			
All engines	ch. 70-X-053 925 ->, COL:black	7.0135			
All engines	->ch. 70-X-053 924, ch. 70-X-033 913 ->, ch. 70-X-041 316 ->, COL:white	7.0136			
All engines			7.6125		
All engines	pole nr. 2			7.1055	T20
All engines	ch. 70-X-000 001 ->, pole nr. 4			7.1230	T20

ENGINE				
2.4 D	Diesel	55	08/97-04/03	AJA

Engine	Information	S10	T10	T20 - T23	T22 - T25
All engines	->ch. 70-X-053 924, COL:grey	7.0095			
All engines	->ch. 70-X-053 924, COL:blue	7.0108			
All engines	ch. 70-X-053 925 ->, COL:brown	7.0132			
All engines			7.6125		
All engines	pole nr. 2			7.1055	T20
All engines	ch. 70-X-000 001 ->, pole nr. 4			7.1230	T20

ENGINE				
2.4 D	Diesel	57	07/90-04/98	AAB

Engine	Information	S10	T10	T20 - T23	T22 - T25
All engines	COL:black	7.0046			
All engines	COL:grey	7.0095			
All engines	COL:blue	7.0108			
All engines			7.6125	7.1055	T20

ENGINE				
2.4 D Syncro	Diesel	57	10/92-09/98	AAB

Engine	Information	S10	T10	T20 - T23	T22 - T25
All engines	COL:black	7.0046			
All engines	COL:grey	7.0095			
All engines	COL:blue	7.0108			
All engines			7.6125	7.1055	T20

S10 OIL PRESSURE WARNING LIGHT SWITCH	T10 REVERSING LIGHT SWITCH	T20 BRAKE LIGHT SWITCH
T22 SWITCH CLUTCH CONTROL (CRUISE CONTROL)	T23 SWITCH BRAKE ACTUATION (ENGINE TIMING)	T25 SWITCH CLUTCH CONTROL (ENGINE CONTROL)

FUNCTIONS ON THE VEHICLE

Vehicle	alim.	kW	Date	Engine	 S10	 T10	 T20 - T23	 T22 - T25
---------	-------	----	------	--------	---	---	--	---

ENGINE				
2.5	Petrol	81	11/90-06/03	AAF, ACU, AEN, AEU

Engine	Information	S10	T10	T20 - T23	T22 - T25
All engines	->ch. 70-X-053 924, COL:white	7.0045			
Eng. AAF, ACU, AEN	COL:black	7.0046			
All engines	->ch. 70-X-053 924, COL:blue	7.0108			
Eng. AEU	ch. 70-X-053 925 ->, COL:brown	7.0132			
All engines			7.6125		
All engines	pole nr. 2			7.1055	T20
Eng. AEU	ch. 70-X-000 001 ->, pole nr. 4			7.1230	T20

ENGINE				
2.5	Petrol	85	08/96-04/03	AET, APL, AVT

Engine	Information	S10	T10	T20 - T23	T22 - T25
Eng. AET	->ch. 70-X-053 924, COL:white	7.0045			
Eng. AET	->ch. 70-X-053 924, COL:blue	7.0108			
All engines	ch. 70-X-053 925 ->, COL:brown	7.0132			
All engines			7.6125		
All engines	pole nr. 2			7.1055	T20
All engines	ch. 70-X-000 001 ->, pole nr. 4			7.1230	T20
Eng. APL, AVT					7.1143 T22

ENGINE				
2.5 Syncro	Petrol	81	10/92-04/03	AAF, ACU, AEN, AEU

Engine	Information	S10	T10	T20 - T23	T22 - T25
All engines	->ch. 70-X-053 924, COL:white	7.0045			
Eng. AAF, ACU, AEN	COL:black	7.0046			
All engines	->ch. 70-X-053 924, COL:blue	7.0108			
Eng. AEU	ch. 70-X-053 925 ->, COL:brown	7.0132			
All engines			7.6125		
All engines	pole nr. 2			7.1055	T20
Eng. AEU	ch. 70-X-000 001 ->, pole nr. 4			7.1230	T20

ENGINE				
2.5 Syncro	Petrol	85	07/96-04/03	AET, APL, AVT

Engine	Information	S10	T10	T20 - T23	T22 - T25
Eng. AET	->ch. 70-X-053 924, COL:white	7.0045			
Eng. AET	->ch. 70-X-053 924, COL:blue	7.0108			
All engines	ch. 70-X-053 925 ->, COL:brown	7.0132			
All engines			7.6125		
All engines	pole nr. 2			7.1055	T20
All engines	ch. 70-X-000 001 ->, pole nr. 4			7.1230	T20
Eng. APL, AVT					7.1143 T22

ENGINE				
2.5 TDI	Diesel	111	05/98-04/03	AHY, AXG

Engine	Information	S10	T10	T20 - T23	T22 - T25
Eng. AHY	->ch. 70-X-053 924, COL:grey	7.0095			
Eng. AHY	->ch. 70-X-053 924, COL:blue	7.0108			
All engines	ch. 70-X-053 925 ->, COL:brown	7.0132			
All engines			7.6125		7.1143 T22
Eng. AXG	pole nr. 2			7.1055	T20
Eng. AHY				7.1142	T20
Eng. AXG	pole nr. 4			7.1230	T20

ENGINE				
2.5 TDI	Diesel	65	05/98-04/03	AJT, AYY

Engine	Information	S10	T10	T20 - T23	T22 - T25
Eng. AJT	->ch. 70-X-053 924, COL:grey	7.0095			
Eng. AJT	->ch. 70-X-053 924, COL:blue	7.0108			
All engines	ch. 70-X-053 925 ->, COL:brown	7.0132			
All engines			7.6125		
Eng. AYY	pole nr. 2			7.1055	T20
Eng. AJT				7.1142	T20
Eng. AYY	pole nr. 4			7.1230	T20

S10	OIL PRESSURE WARNING LIGHT SWITCH	T10	REVERSING LIGHT SWITCH	T20	BRAKE LIGHT SWITCH
T22	SWITCH CLUTCH CONTROL (CRUISE CONTROL)	T23	SWITCH BRAKE ACTUATION (ENGINE TIMING)	T25	SWITCH CLUTCH CONTROL (ENGINE CONTROL)

Vehicle	alim.	kW	Date	Engine	 S10	 T10	 T20 - T23	 T22 - T25
---------	-------	----	------	--------	---	---	--	---

ENGINE				
2.5 TDI	Diesel	75	09/95-04/03	ACV, AUF, AYC

Engine	Information	S10	T10	T20 - T23	T22 - T25
Eng. ACV	->ch. 70-W-200 000, COL:black	7.0046			
Eng. ACV, AUF	->ch. 70-X-053 924, COL:grey	7.0095			
Eng. ACV, AUF	->ch. 70-X-053 924, COL:blue	7.0108			
All engines	ch. 70-X-053 925 ->, COL:brown	7.0132			
All engines			7.6125		
Eng. AYC	pole nr. 2			7.1055 T20	
Eng. ACV, AUF				7.1142 T20	7.1143 T22
Eng. AYC	pole nr. 4			7.1230 T20	

ENGINE				
2.5 TDI Syncro	Diesel	75	09/95-04/03	ACV

Engine	Information	S10	T10	T20 - T23	T22 - T25
All engines	->ch. 70-W-200 000, COL:black	7.0046			
All engines	->ch. 70-X-053 924, COL:grey	7.0095			
All engines	->ch. 70-X-053 924, COL:blue	7.0108			
All engines	ch. 70-X-053 925 ->, COL:brown	7.0132			
All engines			7.6125	7.1142 T20	7.1143 T22

ENGINE				
2.8	Petrol	103	05/96-05/00	AES

Engine	Information	S10	T10	T20 - T23	T22 - T25
All engines	->ch. 70-X-053 924, COL:black	7.0046			
All engines	->ch. 70-X-053 924, COL:blue	7.0108			
All engines	ch. 70-X-053 925 ->, COL:black	7.0135			
All engines			7.6125		
All engines	pole nr. 2			7.1055 T20	
All engines	ch. 70-X-000 001 ->, pole nr. 4			7.1230 T20	

ENGINE				
2.8 VR 6	Petrol	103	11/95-04/00	AES

Engine	Information	S10	T10	T20 - T23	T22 - T25
All engines	->ch. 70-X-053 924, COL:black	7.0046			
All engines	->ch. 70-X-053 924, COL:blue	7.0108			
All engines	ch. 70-X-053 925 ->, COL:black	7.0135			
All engines			7.6125		
All engines	pole nr. 2			7.1055 T20	
All engines	ch. 70-X-000 001 ->, pole nr. 4			7.1230 T20	

ENGINE				
2.8 VR6	Petrol	103	05/96-05/00	AES

Engine	Information	S10	T10	T20 - T23	T22 - T25
All engines	->ch. 70-X-053 924, COL:black	7.0046			
All engines	->ch. 70-X-053 924, COL:blue	7.0108			
All engines	ch. 70-X-053 925 ->, COL:black	7.0135			
All engines			7.6125		
All engines	pole nr. 2			7.1055 T20	
All engines	ch. 70-X-000 001 ->, pole nr. 4			7.1230 T20	

ENGINE				
2.8 VR6	Petrol	150	04/00-04/03	AMV

Engine	Information	S10	T10	T20 - T23	T22 - T25
All engines	->ch. 70-X-053 924, COL:black	7.0046			
All engines	->ch. 70-X-053 924, COL:blue	7.0108			
All engines	ch. 70-X-053 925 ->, COL:black	7.0135			
All engines			7.6125		
All engines	pole nr. 2			7.1055 T20	
All engines	pole nr. 4			7.1230 T20	

ENGINE				
2.8 VR6 Syncro	Petrol	103	01/96-04/96	AES

Engine	Information	S10	T10	T20 - T23	T22 - T25
All engines	->ch. 70-X-053 924, COL:black	7.0046			
All engines	->ch. 70-X-053 924, COL:blue	7.0108			
All engines	ch. 70-X-053 925 ->, COL:black	7.0135			
All engines			7.6125		
All engines	pole nr. 2			7.1055 T20	

S10 OIL PRESSURE WARNING LIGHT SWITCH	T10 REVERSING LIGHT SWITCH	T20 BRAKE LIGHT SWITCH
T22 SWITCH CLUTCH CONTROL (CRUISE CONTROL)	T23 SWITCH BRAKE ACTUATION (ENGINE TIMING)	T25 SWITCH CLUTCH CONTROL (ENGINE CONTROL)

Vehicle	alim.	kW	Date	Engine	FUNCTIONS ON THE VEHICLE			
					S10	T10	T20 - T23	T22 - T25

				ENGINE
2.8 VR6 Syncro	Petrol	103	01/96-04/96	AES

Engine	Information	S10	T10	T20 - T23	T22 - T25
All engines	ch. 70-X-000 001 ->, pole nr. 4			7.1230 T20	

TRANSPORTER V

				ENGINE
1.9 TDI	Diesel	62	01/06-11/09	BRR

Engine	Information	S10	T10	T20 - T23	T22 - T25
All engines	COL:brown, Conn. nr. 1, spanner size 24, switch press. 0.55-0.85 bar, thread M10x1.0	7.0132			
All engines	COL:black, Conn. nr. 2, thread M12x1.5, without adapter		7.6215		
All engines	Conn. nr. 4			7.1151 T20	
All engines	COL:blue, COL:white, Conn. nr. 4				7.1220 T22

				ENGINE
1.9 TDI	Diesel	63	04/03-11/09	AXC

Engine	Information	S10	T10	T20 - T23	T22 - T25
All engines	COL:brown, Conn. nr. 1, spanner size 24, switch press. 0.55-0.85 bar, thread M10x1.0	7.0132			
All engines	COL:black, Conn. nr. 2, thread M12x1.5, without adapter		7.6215		
All engines	Conn. nr. 4			7.1151 T20	
All engines	COL:white, Conn. nr. 4				7.1220 T22

				ENGINE
1.9 TDI	Diesel	75	06/06-11/09	BRS

Engine	Information	S10	T10	T20 - T23	T22 - T25
All engines	COL:brown, Conn. nr. 1, spanner size 24, switch press. 0.55-0.85 bar, thread M10x1.0	7.0132			
All engines	COL:black, Conn. nr. 2, thread M12x1.5, without adapter		7.6215		
All engines	Conn. nr. 4			7.1151 T20	
All engines	COL:blue, COL:white, Conn. nr. 4				7.1220 T22

				ENGINE
1.9 TDI	Diesel	77	04/03-11/09	AXB

Engine	Information	S10	T10	T20 - T23	T22 - T25
All engines	COL:brown, Conn. nr. 1, spanner size 24, switch press. 0.55-0.85 bar, thread M10x1.0	7.0132			
All engines	COL:black, Conn. nr. 2, thread M12x1.5, without adapter		7.6215		
All engines	Conn. nr. 4			7.1151 T20	
All engines	COL:white, Conn. nr. 4				7.1220 T22

				ENGINE
2.0	Petrol	85	11/03->	AXA, CSDA

Engine	Information	S10	T10	T20 - T23	T22 - T25
Eng. AXA	COL:grey, Conn. nr. 1, spanner size 24, switch press. 0.75-1.05 bar, thread M10x1.0	7.0134			
All engines	COL:black, Conn. nr. 2, thread M12x1.5, without adapter		7.6215		
All engines	COL:brown		7.6266		
Eng. AXA	-> 01/10/09, ->ch. 7HA050000, ->ch. 7JA010000, Conn. nr. 4			7.1151 T20	
Eng. AXA	MODEL TO:2009			7.1230 T20	
All engines	01/11/09 ->, ch. 7HA200001 ->, ch. 7JA200001 ->, COL:black, Conn. nr. 4, MODEL FROM:2010			7.1232 T20	
Eng. AXA	COL:blue, Conn. nr. 4				7.1220 T22

				ENGINE
2.0 BitDI	Diesel	132	09/09-08/15	CFCA

Engine	Information	S10	T10	T20 - T23	T22 - T25
All engines	COL:green, Conn. nr. 1, spanner size 24, switch press. 0.3-0.6 bar, thread M10x1	7.0174			
All engines	COL:brown, Conn. nr. 2, without adapter		7.6266		
All engines	COL:black, Conn. nr. 4			7.1232 T20	
All engines	COL:white, Conn. nr. 4				7.1220 T22

				ENGINE
2.0 BitDI 4motion	Diesel	132	09/09-08/15	CFCA

Engine	Information	S10	T10	T20 - T23	T22 - T25
All engines	COL:green, Conn. nr. 1, spanner size 24, switch press. 0.3-0.6 bar, thread M10x1	7.0174			
All engines	COL:brown, Conn. nr. 2, without adapter		7.6266		
All engines	COL:black, Conn. nr. 4			7.1232 T20	
All engines	COL:white, Conn. nr. 4				7.1220 T22

S10	OIL PRESSURE WARNING LIGHT SWITCH	T10	REVERSING LIGHT SWITCH	T20	BRAKE LIGHT SWITCH
T22	SWITCH CLUTCH CONTROL (CRUISE CONTROL)	T23	SWITCH BRAKE ACTUATION (ENGINE TIMING)	T25	SWITCH CLUTCH CONTROL (ENGINE CONTROL)

Vehicle	alim.	kW	Date	Engine	 S10	 T10	 T20 - T23	 T22 - T25
---------	-------	----	------	--------	---	---	--	---

				ENGINE
2.0 EcoFuel	CNG	85	11/03-08/15	AXACNG

Engine	Information	S10	T10	T20 - T23	T22 - T25
All engines	COL:grey, Conn. nr. 1, spanner size 24, switch press. 0.75-1.05 bar, thread M10x1.0	7.0134			
All engines	COL:black, Conn. nr. 2, thread M12x1.5, without adapter		7.6215		
All engines	-> 01/10/09, ->ch. 7HA050000, ->ch. 7JA010000, Conn. nr. 4			7.1151 T20	
All engines	01/11/09 ->, ch. 7HA200001 ->, ch. 7JA200001 ->, COL:black, Conn. nr. 4			7.1232 T20	
All engines	COL:blue, Conn. nr. 4				7.1220 T22

				ENGINE
2.0 TDI	Diesel	100	05/10-08/15	CAAE, CCHB

Engine	Information	S10	T10	T20 - T23	T22 - T25
All engines	COL:green, Conn. nr. 1, spanner size 24, switch press. 0.3-0.6 bar, thread M10x1	7.0174			
All engines	COL:brown, Conn. nr. 2, without adapter		7.6266		
All engines	COL:black, Conn. nr. 4			7.1232 T20	
All engines	COL:white, Conn. nr. 4				7.1220 T22

				ENGINE
2.0 TDI	Diesel	103	09/09-08/15	CAAC, CAAE, CCHA

Engine	Information	S10	T10	T20 - T23	T22 - T25
Eng. CAAE		7.0139			
Eng. CAAC, CCHA	COL:green, Conn. nr. 1, spanner size 24, switch press. 0.3-0.6 bar, thread M10x1	7.0174			
Eng. CAAE	COL:black		7.6215		
All engines	COL:brown, Conn. nr. 2, without adapter		7.6266		
All engines	COL:black, Conn. nr. 4			7.1232 T20	
All engines	COL:white, Conn. nr. 4				7.1220 T22

				ENGINE
2.0 TDI	Diesel	62	09/09-08/15	CAAA

Engine	Information	S10	T10	T20 - T23	T22 - T25
All engines	COL:green, Conn. nr. 1, spanner size 24, switch press. 0.3-0.6 bar, thread M10x1	7.0174			
All engines	COL:black, Conn. nr. 2, thread M12x1.5, without adapter		7.6215		
All engines	COL:black, Conn. nr. 4			7.1232 T20	
All engines	COL:white, Conn. nr. 4				7.1220 T22, T25

				ENGINE
2.0 TDI	Diesel	75	09/09-08/15	CAAB

Engine	Information	S10	T10	T20 - T23	T22 - T25
All engines	COL:green, Conn. nr. 1, spanner size 24, switch press. 0.3-0.6 bar, thread M10x1	7.0174			
All engines	COL:black, Conn. nr. 2, thread M12x1.5, without adapter		7.6215		
All engines	COL:black, Conn. nr. 4			7.1232 T20	
All engines	COL:white, Conn. nr. 4				7.1220 T22

				ENGINE
2.0 TDI	Diesel	84	05/11-08/15	CAAD

Engine	Information	S10	T10	T20 - T23	T22 - T25
All engines	COL:green, Conn. nr. 1, spanner size 24, switch press. 0.3-0.6 bar, thread M10x1	7.0174			
All engines	COL:black, Conn. nr. 2, thread M12x1.5, without adapter		7.6215		
All engines	COL:black, Conn. nr. 4			7.1232 T20	
All engines	COL:white, Conn. nr. 4				7.1220 T22

				ENGINE
2.0 TDi	Diesel	85	05/11-08/15	CSDA





Engine	Information	S10	T10	T20 - T23	T22 - T25
All engines	COL:black, Conn. nr. 4			7.1232 T20	

				ENGINE
2.0 TDI 4motion	Diesel	100	05/10-08/15	CAAE, CCHB

Engine	Information	S10	T10	T20 - T23	T22 - T25
All engines	COL:green, Conn. nr. 1, spanner size 24, switch press. 0.3-0.6 bar, thread M10x1	7.0174			
All engines	COL:brown, Conn. nr. 2, without adapter		7.6266		
All engines	COL:black, Conn. nr. 4			7.1232 T20	
All engines	COL:white, Conn. nr. 4				7.1220 T22

S10	OIL PRESSURE WARNING LIGHT SWITCH	T10	REVERSING LIGHT SWITCH	T20	BRAKE LIGHT SWITCH
T22	SWITCH CLUTCH CONTROL (CRUISE CONTROL)	T23	SWITCH BRAKE ACTUATION (ENGINE TIMING)	T25	SWITCH CLUTCH CONTROL (ENGINE CONTROL)

FUNCTIONS ON THE VEHICLE

Vehicle	alim.	kW	Date	Engine	 S10	 T10	 T20 - T23	 T22 - T25
---------	-------	----	------	--------	---	---	--	---

				ENGINE
2.0 TDI 4motion	Diesel	103	09/09-08/15	CAAC, CAAE, CCHA, CCHB

Engine	Information	S10	T10	T20 - T23	T22 - T25
Eng. CAAE, CCHB		7.0139			
Eng. CAAC, CCHA	COL:green, Conn. nr. 1, spanner size 24, switch press. 0.3-0.6 bar, thread M10x1	7.0174			
Eng. CAAE, CCHB	COL:black		7.6215		
All engines	COL:brown, Conn. nr. 2, without adapter		7.6266		
All engines	COL:black, Conn. nr. 4			7.1232 T20	
All engines	COL:white, Conn. nr. 4				7.1220 T22

				ENGINE
2.0 TSI	Petrol	110	07/12-08/15	CJKB

Engine	Information	S10	T10	T20 - T23	T22 - T25
All engines	COL:black, Conn. nr. 1, switch press. 1.2-1.6 bar, thread M10x1.0	7.0135			
All engines	COL:black		7.6215		
All engines	COL:brown, Conn. nr. 2, without adapter		7.6266		
All engines	COL:black, Conn. nr. 4			7.1232 T20	
All engines	COL:white, Conn. nr. 4				7.1220 T22

				ENGINE
2.0 TSI	Petrol	150	05/11-08/15	CJKA

Engine	Information	S10	T10	T20 - T23	T22 - T25
All engines	COL:black, Conn. nr. 1, switch press. 1.2-1.6 bar, thread M10x1.0	7.0135			
All engines	COL:black		7.6215		
All engines	COL:brown, Conn. nr. 2, without adapter		7.6266		
All engines	COL:black, Conn. nr. 4			7.1232 T20	
All engines	COL:white, Conn. nr. 4				7.1220 T22

				ENGINE
2.0 TSI 4motion	Petrol	150	07/11-08/15	CJKA

Engine	Information	S10	T10	T20 - T23	T22 - T25
All engines	COL:black, Conn. nr. 1, switch press. 1.2-1.6 bar, thread M10x1.0	7.0135			
All engines	COL:black		7.6215		
All engines	COL:brown		7.6266		
All engines	COL:black, Conn. nr. 4			7.1232 T20	

				ENGINE
2.5 TDi	Diesel	120	11/03-11/09	BLJ

Engine	Information	S10	T10	T20 - T23	T22 - T25
All engines	COL:grey, Conn. nr. 1, spanner size 24, switch press. 0.75-1.05 bar, thread M10x1.0	7.0134			
All engines	COL:brown, Conn. nr. 2, without adapter		7.6266		
All engines	Conn. nr. 4			7.1151 T20	
All engines	COL:white, Conn. nr. 4				7.1220 T22

				ENGINE
2.5 TDI	Diesel	128	04/03-11/09	AXE, BPC

Engine	Information	S10	T10	T20 - T23	T22 - T25
All engines	COL:grey, Conn. nr. 1, spanner size 24, switch press. 0.75-1.05 bar, thread M10x1.0	7.0134			
All engines	COL:brown, Conn. nr. 2, without adapter		7.6266		
All engines	Conn. nr. 4			7.1151 T20	
All engines	COL:white, Conn. nr. 4				7.1220 T22

				ENGINE
2.5 TDI	Diesel	96	04/03-11/09	AXD, BNZ

Engine	Information	S10	T10	T20 - T23	T22 - T25
All engines	COL:grey, Conn. nr. 1, spanner size 24, switch press. 0.75-1.05 bar, thread M10x1.0	7.0134			
All engines	COL:brown, Conn. nr. 2, without adapter		7.6266		
All engines	Conn. nr. 4			7.1151 T20	
All engines	COL:white, Conn. nr. 4				7.1220 T22

				ENGINE
2.5 TDI 4motion	Diesel	128	04/04-11/09	AXE, BPC

Engine	Information	S10	T10	T20 - T23	T22 - T25
All engines	COL:grey, Conn. nr. 1, spanner size 24, switch press. 0.75-1.05 bar, thread M10x1.0	7.0134			
All engines	COL:brown, Conn. nr. 2, without adapter		7.6266		
All engines	Conn. nr. 4			7.1151 T20	

S10 OIL PRESSURE WARNING LIGHT SWITCH	T10 REVERSING LIGHT SWITCH	T20 BRAKE LIGHT SWITCH
T22 SWITCH CLUTCH CONTROL (CRUISE CONTROL)	T23 SWITCH BRAKE ACTUATION (ENGINE TIMING)	T25 SWITCH CLUTCH CONTROL (ENGINE CONTROL)

Vehicle	alim.	kW	Date	Engine	 S10	 T10	 T20 - T23	 T22 - T25
---------	-------	----	------	--------	---	---	--	---

				ENGINE
2.5 TDI 4motion	Diesel	128	04/04-11/09	AXE, BPC

Engine	Information	S10	T10	T20 - T23	T22 - T25
All engines	COL:white, Conn. nr. 4				7.1220 T22

				ENGINE
2.5 TDI 4motion	Diesel	96	07/04-11/09	AXD, BNZ

Engine	Information	S10	T10	T20 - T23	T22 - T25
All engines	COL:grey, Conn. nr. 1, spanner size 24, switch press. 0.75-1.05 bar, thread M10x1.0	7.0134			
All engines	COL:brown, Conn. nr. 2, without adapter		7.6266		
All engines	Conn. nr. 4			7.1151 T20	
All engines	COL:white, Conn. nr. 4				7.1220 T22

				ENGINE
3.2	Petrol	170	03/04-06/05	BDL

Engine	Information	S10	T10	T20 - T23	T22 - T25
All engines	COL:grey, Conn. nr. 1, spanner size 24, switch press. 0.75-1.05 bar, thread M10x1.0	7.0134			
All engines	COL:brown, Conn. nr. 2, without adapter		7.6266		
All engines	Conn. nr. 4			7.1151 T20	
All engines	COL:white, Conn. nr. 4				7.1220 T22

				ENGINE
3.2 4motion	Petrol	170	11/03-11/09	BDL

Engine	Information	S10	T10	T20 - T23	T22 - T25
All engines	COL:grey, Conn. nr. 1, spanner size 24, switch press. 0.75-1.05 bar, thread M10x1.0	7.0134			
All engines	COL:brown, Conn. nr. 2, without adapter		7.6266		
All engines	Conn. nr. 4			7.1151 T20	
All engines	COL:white, Conn. nr. 4				7.1220 T22

				ENGINE
3.2 4motion	Petrol	173	11/03-11/09	BKK, CFLA

Engine	Information	S10	T10	T20 - T23	T22 - T25
All engines	COL:grey, Conn. nr. 1, spanner size 24, switch press. 0.75-1.05 bar, thread M10x1.0	7.0134			
All engines	COL:brown, Conn. nr. 2, without adapter		7.6266		
All engines	Conn. nr. 4			7.1151 T20	
All engines	COL:white, Conn. nr. 4				7.1220 T22

				ENGINE
3.2 V6	Petrol	170	04/03-11/09	BDL

Engine	Information	S10	T10	T20 - T23	T22 - T25
All engines	COL:grey, Conn. nr. 1, spanner size 24, switch press. 0.75-1.05 bar, thread M10x1.0	7.0134			
All engines	Conn. nr. 4			7.1151 T20	
All engines				7.1230 T20	

				ENGINE
3.2 V6	Petrol	173	08/03-11/09	BKK, CFLA

Engine	Information	S10	T10	T20 - T23	T22 - T25
All engines	COL:grey, Conn. nr. 1, spanner size 24, switch press. 0.75-1.05 bar, thread M10x1.0	7.0134			
All engines	Conn. nr. 4			7.1151 T20	
Eng. BKK				7.1230 T20	

				ENGINE
3.2 V6 4motion	Petrol	173	11/03-11/09	BKK, CFLA

Engine	Information	S10	T10	T20 - T23	T22 - T25
All engines	COL:grey, Conn. nr. 1, spanner size 24, switch press. 0.75-1.05 bar, thread M10x1.0	7.0134			
Eng. BKK	COL:brown, Conn. nr. 2, without adapter		7.6266		
Eng. BKK	Conn. nr. 4			7.1151 T20	
Eng. CFLA				7.1230 T20	
Eng. BKK	COL:white, Conn. nr. 4				7.1220 T22

				ENGINE
2.0 TDI	Diesel	103	04/15->	CAAC

Engine	Information	S10	T10	T20 - T23	T22 - T25
All engines	COL:green, Conn. nr. 1, spanner size 24, switch press. 0.3-0.6 bar, thread M10x1	7.0174			
All engines	COL:brown, Conn. nr. 2, without adapter		7.6266		
All engines	COL:black, Conn. nr. 4			7.1232 T20	

S10 OIL PRESSURE WARNING LIGHT SWITCH	T10 REVERSING LIGHT SWITCH	T20 BRAKE LIGHT SWITCH
T22 SWITCH CLUTCH CONTROL (CRUISE CONTROL)	T23 SWITCH BRAKE ACTUATION (ENGINE TIMING)	T25 SWITCH CLUTCH CONTROL (ENGINE CONTROL)

Vehicle	alim.	kW	Date	Engine	FUNCTIONS ON THE VEHICLE			
					S10	T10	T20 - T23	T22 - T25

TRANSPORTER VI

2.0 TDI	Diesel	103	04/15->	ENGINE CAAC
---------	--------	-----	---------	----------------

Engine	Information	S10	T10	T20 - T23	T22 - T25
All engines	COL:white, Conn. nr. 4				7.1220 T22

2.0 TDI	Diesel	110	04/15->	ENGINE CXFA, CXHA
---------	--------	-----	---------	----------------------

Engine	Information	S10	T10	T20 - T23	T22 - T25
All engines	COL:brown, Conn. nr. 2, without adapter		7.6266		
All engines	COL:black, Conn. nr. 4			7.1232 T20	
All engines	-brake energy recovery, COL:white, Conn. nr. 4, PR. 7L3, -start-stop function				7.1220 T22

2.0 TDI	Diesel	132	04/15->	ENGINE CFCA
---------	--------	-----	---------	----------------

Engine	Information	S10	T10	T20 - T23	T22 - T25
All engines	COL:green, Conn. nr. 1, spanner size 24, switch press. 0.3-0.6 bar, thread M10x1	7.0174			
All engines	COL:brown, Conn. nr. 2, without adapter		7.6266		
All engines	COL:black, Conn. nr. 4			7.1232 T20	
All engines	-brake energy recovery, COL:white, Conn. nr. 4, PR. 7L3, -start-stop function				7.1220 T22

2.0 TDI	Diesel	150	06/15->	ENGINE CXEB
---------	--------	-----	---------	----------------

Engine	Information	S10	T10	T20 - T23	T22 - T25
All engines	COL:brown, Conn. nr. 2, without adapter		7.6266		
All engines	COL:black, Conn. nr. 4			7.1232 T20	
All engines	-brake energy recovery, COL:white, Conn. nr. 4, PR. 7L3, -start-stop function				7.1220 T22

2.0 TDI	Diesel	62	04/15->	ENGINE CAAA, CXGA
---------	--------	----	---------	----------------------

Engine	Information	S10	T10	T20 - T23	T22 - T25
Eng. CAAA	COL:green, Conn. nr. 1, spanner size 24, switch press. 0.3-0.6 bar, thread M10x1	7.0174			
All engines	COL:black, Conn. nr. 2, thread M12x1.5, without adapter		7.6215		
All engines	COL:black, Conn. nr. 4			7.1232 T20	
All engines	COL:white, Conn. nr. 4				7.1220 T22

2.0 TDI	Diesel	75	04/15->	ENGINE CAAB, CXGB
---------	--------	----	---------	----------------------

Engine	Information	S10	T10	T20 - T23	T22 - T25
Eng. CAAB	COL:green, Conn. nr. 1, spanner size 24, switch press. 0.3-0.6 bar, thread M10x1	7.0174			
All engines	COL:black, Conn. nr. 2, t.tnr. QWL/QWM, thread M12x1.5, without adapter		7.6215		
All engines	COL:brown, Conn. nr. 2, without adapter		7.6266		
All engines	COL:black, Conn. nr. 4			7.1232 T20	
All engines	COL:white, Conn. nr. 4				7.1220 T22

2.0 TDI	Diesel	84	05/16->	ENGINE CXHB
---------	--------	----	---------	----------------

Engine	Information	S10	T10	T20 - T23	T22 - T25
All engines	COL:black, Conn. nr. 2, t.tnr. QWL/QWM, thread M12x1.5, without adapter		7.6215		
All engines	COL:black, Conn. nr. 4			7.1232 T20	
All engines	-brake energy recovery, COL:white, Conn. nr. 4, PR. 7L3, -start-stop function				7.1220 T22

2.0 TDI 4motion	Diesel	103	06/15->	ENGINE CAAC
-----------------	--------	-----	---------	----------------

Engine	Information	S10	T10	T20 - T23	T22 - T25
All engines	COL:green, Conn. nr. 1, spanner size 24, switch press. 0.3-0.6 bar, thread M10x1	7.0174			
All engines	COL:brown, Conn. nr. 2, without adapter		7.6266		
All engines	COL:black, Conn. nr. 4			7.1232 T20	
All engines	COL:white, Conn. nr. 4				7.1220 T22

2.0 TDI 4motion	Diesel	110	08/15->	ENGINE CXFA, CXHA
-----------------	--------	-----	---------	----------------------

Engine	Information	S10	T10	T20 - T23	T22 - T25
All engines	COL:brown, Conn. nr. 2, without adapter		7.6266		
All engines	COL:black, Conn. nr. 4			7.1232 T20	
All engines	-brake energy recovery, COL:white, Conn. nr. 4, PR. 7L3, -start-stop function				7.1220 T22

S10	OIL PRESSURE WARNING LIGHT SWITCH	T10	REVERSING LIGHT SWITCH	T20	BRAKE LIGHT SWITCH
T22	SWITCH CLUTCH CONTROL (CRUISE CONTROL)	T23	SWITCH BRAKE ACTUATION (ENGINE TIMING)	T25	SWITCH CLUTCH CONTROL (ENGINE CONTROL)

FUNCTIONS ON THE VEHICLE

Vehicle	alim.	kW	Date	Engine	 S10	 T10	 T20 - T23	 T22 - T25
---------	-------	----	------	--------	---	---	--	---

				ENGINE
2.0 TDI 4motion	Diesel	132	06/15->	CFCA

Engine	Information	S10	T10	T20 - T23	T22 - T25
All engines	COL:green, Conn. nr. 1, spanner size 24, switch press. 0.3-0.6 bar, thread M10x1	7.0174			
All engines	COL:brown, Conn. nr. 2, without adapter		7.6266		
All engines	COL:black, Conn. nr. 4			7.1232 T20	
All engines	COL:white, Conn. nr. 4				7.1220 T22

				ENGINE
2.0 TDI 4motion	Diesel	150	06/15->	CXEB

Engine	Information	S10	T10	T20 - T23	T22 - T25
All engines	COL:brown, Conn. nr. 2, without adapter		7.6266		
All engines	COL:black, Conn. nr. 4			7.1232 T20	
All engines	-brake energy recovery, COL:white, Conn. nr. 4, PR. 7L3, -start-stop function				7.1220 T22

				ENGINE
2.0 TSI	Petrol	110	04/15->	CJKB

Engine	Information	S10	T10	T20 - T23	T22 - T25
All engines	COL:black, Conn. nr. 1, switch press. 1.2-1.6 bar, thread M10x1.0	7.0135			
All engines	COL:brown, Conn. nr. 2, without adapter		7.6266		
All engines	COL:black, Conn. nr. 4			7.1232 T20	
All engines	COL:white, Conn. nr. 4				7.1220 T22

				ENGINE
2.0 TSI	Petrol	150	04/15->	CJKA

Engine	Information	S10	T10	T20 - T23	T22 - T25
All engines	COL:black, Conn. nr. 1, switch press. 1.2-1.6 bar, thread M10x1.0	7.0135			
All engines	COL:black		7.6215		
All engines	COL:brown		7.6266		
All engines	COL:black, Conn. nr. 4			7.1232 T20	
All engines	-start-stop function				7.1220 T22

				ENGINE
2.0 TSI 4motion	Petrol	150	06/15->	CJKA

Engine	Information	S10	T10	T20 - T23	T22 - T25
All engines	COL:black, Conn. nr. 1, switch press. 1.2-1.6 bar, thread M10x1.0	7.0135			
All engines	COL:black		7.6215		
All engines	COL:brown		7.6266		
All engines	COL:black, Conn. nr. 4			7.1232 T20	
All engines	-start-stop function				7.1220 T22

T-ROC

				ENGINE
1.0 TSI	Petrol	85	07/17->	CHZJ

Engine	Information	S10	T10	T20 - T23	T22 - T25
All engines	COL:black, Conn. nr. 2, t.tnr. SAP, thread M12x1.5, without adapter		7.6215		
All engines	COL:brown, Conn. nr. 2, t.tnr. SEM, without adapter		7.6266		
All engines	COL:black, Conn. nr. 4			7.1232 T20	

				ENGINE
1.5 TSI	Petrol	110	11/17->	DADA

Engine	Information	S10	T10	T20 - T23	T22 - T25
All engines	COL:black, Conn. nr. 2, thread M12x1.5, without adapter		7.6215		
All engines	COL:brown, Conn. nr. 2, without adapter		7.6266		
All engines	COL:black, Conn. nr. 4			7.1232 T20	





				ENGINE
1.6 TDI	Diesel	85	03/18->	DGTE

Engine	Information	S10	T10	T20 - T23	T22 - T25
All engines	COL:black, Conn. nr. 2, thread M12x1.5, without adapter		7.6215		
All engines	COL:black, Conn. nr. 4			7.1232 T20	

				ENGINE
2.0 TDI	Diesel	110	03/18->	DFFA

Engine	Information	S10	T10	T20 - T23	T22 - T25
All engines	COL:brown, Conn. nr. 2, without adapter		7.6266		
All engines	COL:black, Conn. nr. 4			7.1232 T20	

S10	OIL PRESSURE WARNING LIGHT SWITCH	T10	REVERSING LIGHT SWITCH	T20	BRAKE LIGHT SWITCH
T22	SWITCH CLUTCH CONTROL (CRUISE CONTROL)	T23	SWITCH BRAKE ACTUATION (ENGINE TIMING)	T25	SWITCH CLUTCH CONTROL (ENGINE CONTROL)

Vehicle	alim.	kW	Date	Engine	FUNCTIONS ON THE VEHICLE			
					 S10	 T10	 T20 - T23	 T22 - T25

				ENGINE
2.0 TDI 4motion	Diesel	110	09/17->	DFFA

Engine	Information	S10	T10	T20 - T23	T22 - T25
All engines	COL:black, Conn. nr. 4			7.1232 T20	

				ENGINE
2.0 TSI 4motion	Petrol	140	07/17->	CZPB

Engine	Information	S10	T10	T20 - T23	T22 - T25
All engines	COL:brown, Conn. nr. 1, spanner size 24, switch press. 0.55-0.85 bar, thread M10x1.0	7.0132			
All engines	COL:blue, Conn. nr. 1, switch press. 2.15-2.95 bar, thread M10x1	7.0192			
All engines	COL:black, Conn. nr. 4			7.1232 T20	

				ENGINE
1.0	Petrol	44	08/11->	CHYA, DAFA

Engine	Information	S10	T10	T20 - T23	T22 - T25
Eng. DAFA		7.0139			
All engines	COL:green, Conn. nr. 1, spanner size 24, switch press. 0.3-0.6 bar, thread M10x1	7.0174			
All engines	COL:brown, Conn. nr. 2, without adapter		7.6266		
All engines	COL:black, Conn. nr. 4			7.1232 T20	
Eng. DAFA	-start-stop function				7.1220 T22
All engines	COL:blue, Conn. nr. 4				7.1220 T25

				ENGINE
1.0	Petrol	55	08/11->	CHYB

Engine	Information	S10	T10	T20 - T23	T22 - T25
All engines	COL:green, Conn. nr. 1, spanner size 24, switch press. 0.3-0.6 bar, thread M10x1	7.0174			
All engines			7.6266		
All engines	COL:black, Conn. nr. 4			7.1232 T20	
All engines	COL:blue, Conn. nr. 4				7.1220 T22

				ENGINE
1.0	Petrol	56	01/14->	--

Engine	Information	S10	T10	T20 - T23	T22 - T25
All engines		7.0139	7.6266	7.1232 T20	
All engines	-start-stop function				7.1220 T22

				ENGINE
1.0 BlueMotion	Petrol	55	05/16->	CHYB

Engine	Information	S10	T10	T20 - T23	T22 - T25
All engines	COL:green, Conn. nr. 1, spanner size 24, switch press. 0.3-0.6 bar, thread M10x1	7.0174			
All engines	COL:brown, Conn. nr. 2, without adapter		7.6266		
All engines	COL:black, Conn. nr. 4			7.1232 T20	
All engines	-brake energy recovery, COL:blue, Conn. nr. 4, PR. 7L3, -start-stop function				7.1220 T22

				ENGINE
1.0 EcoFuel	Petrol/ Natural Gas (CNG)	50	11/12->	CPGA

Engine	Information	S10	T10	T20 - T23	T22 - T25
All engines	COL:green, Conn. nr. 1, spanner size 24, switch press. 0.3-0.6 bar, thread M10x1	7.0174			
All engines	COL:brown, Conn. nr. 2, without adapter		7.6266		
All engines	COL:black, Conn. nr. 4			7.1232 T20	
All engines	COL:blue, Conn. nr. 4				7.1220 T25

				ENGINE
1.0 GTI	Petrol	85	11/17->	DKRA

Engine	Information	S10	T10	T20 - T23	T22 - T25
All engines	COL:brown, Conn. nr. 2, without adapter		7.6266		
All engines	COL:black, Conn. nr. 4			7.1232 T20	
All engines	-brake energy recovery, COL:blue, Conn. nr. 4, PR. 7L3, -start-stop function				7.1220 T22

				ENGINE
1.0 TSI	Petrol	66	05/16->	CHZA

Engine	Information	S10	T10	T20 - T23	T22 - T25
All engines	COL:brown, Conn. nr. 2, without adapter		7.6266		
All engines	COL:black, Conn. nr. 4			7.1232 T20	

S10 OIL PRESSURE WARNING LIGHT SWITCH	T10 REVERSING LIGHT SWITCH	T20 BRAKE LIGHT SWITCH
T22 SWITCH CLUTCH CONTROL (CRUISE CONTROL)	T23 SWITCH BRAKE ACTUATION (ENGINE TIMING)	T25 SWITCH CLUTCH CONTROL (ENGINE CONTROL)

FUNCTIONS ON THE VEHICLE

Vehicle	alim.	kW	Date	Engine				
					S10	T10	T20 - T23	T22 - T25

				ENGINE
1.0 TSI	Petrol	66	05/16->	CHZA

Engine	Information	S10	T10	T20 - T23	T22 - T25
All engines	-brake energy recovery, COL:blue, Conn. nr. 4, PR. 7L3, -start-stop function				7.1220 T22

				ENGINE
1.0 TSi BlueMotion	Petrol	66	05/16->	CHZA

Engine	Information	S10	T10	T20 - T23	T22 - T25
All engines	COL:brown, Conn. nr. 2, without adapter		7.6266		
All engines	COL:black, Conn. nr. 4			7.1232 T20	
All engines	-brake energy recovery, COL:blue, Conn. nr. 4, PR. 7L3, -start-stop function				7.1220 T22

VENTO

				ENGINE
1.4	Petrol	40	11/91-09/98	ABD

Engine	Information	S10	T10	T20 - T23	T22 - T25
All engines	COL:white	7.0045			
All engines	COL:grey	7.0095			
All engines	COL:blue	7.0108			
All engines	man 5 speed		7.6125		
All engines	man 4 speed		7.6126		
All engines				7.1055 T20	

				ENGINE
1.4	Petrol	44	11/91-09/98	ABD

Engine	Information	S10	T10	T20 - T23	T22 - T25
All engines	COL:white	7.0045			
All engines	COL:grey	7.0095			
All engines	COL:blue	7.0108			
All engines	man 5 speed		7.6125		
All engines	man 4 speed		7.6126		
All engines				7.1055 T20	

				ENGINE
1.6	Petrol	55	09/92-09/98	ABU, AEA

Engine	Information	S10	T10	T20 - T23	T22 - T25
Eng. ABU	COL:brown	7.0008			
Eng. AEA	COL:white	7.0045			
Eng. ABU	COL:black	7.0046			
Eng. ABU	COL:grey	7.0095			
All engines	COL:blue	7.0108			
All engines	man 5 speed		7.6125		
Eng. AEA	man 4 speed		7.6126		
All engines				7.1055 T20	

				ENGINE
1.6	Petrol	74	10/94-02/99	AEK, AKS

Engine	Information	S10	T10	T20 - T23	T22 - T25
All engines	COL:white	7.0045			
Eng. AKS	COL:grey	7.0095			
All engines	COL:blue	7.0108			
Eng. AEK	man 5 speed		7.6125		
Eng. AEK	man 4 speed		7.6126		
Eng. AKS			7.6193		
All engines				7.1055 T20	

				ENGINE
1.8	Petrol	55	11/91-09/98	AAM

Engine	Information	S10	T10	T20 - T23	T22 - T25
All engines	COL:white	7.0045			
All engines	COL:blue	7.0108			
All engines			7.6125	7.1055 T20	

				ENGINE
1.8	Petrol	66	11/91-09/98	ABS, ADZ

Engine	Information	S10	T10	T20 - T23	T22 - T25
All engines	COL:white	7.0045			
All engines	COL:blue	7.0108			
All engines	man 5 speed		7.6125		

S10	OIL PRESSURE WARNING LIGHT SWITCH	T10	REVERSING LIGHT SWITCH	T20	BRAKE LIGHT SWITCH
T22	SWITCH CLUTCH CONTROL (CRUISE CONTROL)	T23	SWITCH BRAKE ACTUATION (ENGINE TIMING)	T25	SWITCH CLUTCH CONTROL (ENGINE CONTROL)

FUNCTIONS ON THE VEHICLE

Vehicle	alim.	kW	Date	Engine	 S10	 T10	 T20 - T23	 T22 - T25
---------	-------	----	------	--------	---	---	--	---

				ENGINE
1.8	Petrol	66	11/91-09/98	ABS, ADZ

Engine	Information	S10	T10	T20 - T23	T22 - T25
Eng. ADZ	man 4 speed		7.6126		
All engines				7.1055 T20	

				ENGINE
1.9 D	Diesel	48	11/91-09/98	1Y

Engine	Information	S10	T10	T20 - T23	T22 - T25
All engines	COL:grey	7.0095			
All engines	COL:blue	7.0108			
All engines			7.6125	7.1055 T20	

				ENGINE
1.9 SDI	Diesel	47	04/97-09/98	AEY

Engine	Information	S10	T10	T20 - T23	T22 - T25
All engines	COL:grey	7.0095			
All engines	COL:blue	7.0108			
All engines	man 5 speed		7.6125		
All engines	man 4 speed		7.6126		
All engines				7.1055 T20	

				ENGINE
1.9 TD	Diesel	55	11/91-09/98	AAZ

Engine	Information	S10	T10	T20 - T23	T22 - T25
All engines	COL:grey	7.0095			
All engines	COL:blue	7.0108			
All engines			7.6125	7.1055 T20	

				ENGINE
1.9 TDI	Diesel	66	09/93-09/98	1Z, AHU

Engine	Information	S10	T10	T20 - T23	T22 - T25
All engines	COL:grey	7.0095			
All engines	COL:blue	7.0108			
Eng. 1Z	man 5 speed		7.6125		
Eng. 1Z	man 4 speed		7.6126		
Eng. AHU			7.6193		
All engines				7.1055 T20	
Eng. AHU	with control switch				7.1142 T22

				ENGINE
2.0	Petrol	85	11/91-09/98	2E, ADY

Engine	Information	S10	T10	T20 - T23	T22 - T25
All engines	COL:white	7.0045			
All engines	COL:blue	7.0108			
All engines	man 5 speed		7.6125		
All engines	man 4 speed		7.6126		
All engines				7.1055 T20	

				ENGINE
2.8 VR6	Petrol	120	08/95-04/96	AAA

Engine	Information	S10	T10	T20 - T23	T22 - T25
All engines	COL:brown	7.0008			
All engines	COL:black	7.0046			
All engines			7.6193	7.1055 T20	

				ENGINE
2.8 VR6	Petrol	128	01/92-09/98	AAA

Engine	Information	S10	T10	T20 - T23	T22 - T25
All engines	COL:brown	7.0008			
All engines	COL:black	7.0046			
All engines			7.6193	7.1055 T20	

XL1

				ENGINE
0.8 TDI E-Hybrid	Diesel/ Electro	35	02/14->	CSCA

Engine	Information	S10	T10	T20 - T23	T22 - T25
All engines	COL:green, Conn. nr. 1, spanner size 24, switch press. 0.3-0.6 bar, thread M10x1	7.0174			

S10	OIL PRESSURE WARNING LIGHT SWITCH	T10	REVERSING LIGHT SWITCH	T20	BRAKE LIGHT SWITCH
T22	SWITCH CLUTCH CONTROL (CRUISE CONTROL)	T23	SWITCH BRAKE ACTUATION (ENGINE TIMING)	T25	SWITCH CLUTCH CONTROL (ENGINE CONTROL)

Vehicle	alim.	kW	Date	Engine	 S10	 T10	 T20 - T23	 T22 - T25
---------	-------	----	------	--------	---	---	--	---

CADDY

				ENGINE
1.6i	Petrol	66	11/98->	MY4

Engine	Information	S10	T10	T20 - T23	T22 - T25
All engines		7.0149	7.6193	7.1129 T20	

GOL

				ENGINE
1.0i	Petrol	0	11/96->	211, 510

Engine	Information	S10	T10	T20 - T23	T22 - T25
All engines				7.1055 T20	

				ENGINE
1.0i 16v	Petrol	0	09/97->	511

Engine	Information	S10	T10	T20 - T23	T22 - T25
All engines				7.1055 T20	

				ENGINE
1.0i 16v Turbo	Petrol	0	06/00->	512

Engine	Information	S10	T10	T20 - T23	T22 - T25
All engines				7.1055 T20	

				ENGINE
1.6i	Petrol	0	10/96->	540, 541

Engine	Information	S10	T10	T20 - T23	T22 - T25
All engines				7.1055 T20	

				ENGINE
1.8i	Petrol	0	10/96->	542, 543

Engine	Information	S10	T10	T20 - T23	T22 - T25
All engines				7.1055 T20	

				ENGINE
1.9 D	Diesel	0	06/98->	221

Engine	Information	S10	T10	T20 - T23	T22 - T25
All engines	COL:grey	7.0095			
All engines	COL:blue	7.0108			
All engines				7.1055 T20	

				ENGINE
2.0i	Petrol	0	09/94->	528, 529, 546, 547

Engine	Information	S10	T10	T20 - T23	T22 - T25
All engines				7.1055 T20	

				ENGINE
2.0i 16V	Petrol	0	10/95->	112

Engine	Information	S10	T10	T20 - T23	T22 - T25
All engines	COL:white	7.0045			
All engines	COL:black	7.0149			
All engines				7.1055 T20	

GOLF

				ENGINE
A4 1.6i	Petrol	74	10/99->	AKL

Engine	Information	S10	T10	T20 - T23	T22 - T25
All engines		7.0135			7.1143 T22
All engines	no specific info conc. application available		7.6193, 7.6215		
All engines	pole nr. 2			7.1055 T20	
All engines	pole nr. 4			7.1230 T20	

				ENGINE
A4 1.8i Turbo 20v	Petrol	110	10/99->	AGU

Engine	Information	S10	T10	T20 - T23	T22 - T25
All engines		7.0135			7.1143 T22
All engines	no specific info conc. application available		7.6193, 7.6215		
All engines	pole nr. 2			7.1055 T20	
All engines	pole nr. 4			7.1230 T20	

				ENGINE
A4 1.9 D	Diesel	66	10/99->	AGR, ALH

Engine	Information	S10	T10	T20 - T23	T22 - T25
All engines		7.0132			

S10	OIL PRESSURE WARNING LIGHT SWITCH	T10	REVERSING LIGHT SWITCH	T20	BRAKE LIGHT SWITCH
T22	SWITCH CLUTCH CONTROL (CRUISE CONTROL)	T23	SWITCH BRAKE ACTUATION (ENGINE TIMING)	T25	SWITCH CLUTCH CONTROL (ENGINE CONTROL)

FUNCTIONS ON THE VEHICLE

Vehicle	alim.	kW	Date	Engine	 S10	 T10	 T20 - T23	 T22 - T25
---------	-------	----	------	--------	---	---	--	---

				ENGINE
A4 1.9 D	Diesel	66	10/99->	AGR, ALH

Engine	Information	S10	T10	T20 - T23	T22 - T25
All engines	no specific info conc. application available		7.6193, 7.6215		
All engines	pole nr. 2			7.1055 T20	
All engines	pole nr. 4			7.1230 T20	

				ENGINE
A4 2.0i	Petrol	85	08/99->	AEG, APK

Engine	Information	S10	T10	T20 - T23	T22 - T25
Eng. APK		7.0135			
All engines	no specific info conc. application available		7.6193, 7.6215		
All engines	pole nr. 2			7.1055 T20	
All engines	pole nr. 4			7.1230 T20	

LOGUS

				ENGINE
2.0i	Petrol	0	12/92-12/96	526, 527, 809

Engine	Information	S10	T10	T20 - T23	T22 - T25
All engines		7.0149			
Eng. 526, 527				7.1041 T20	

PARATI

				ENGINE
1.0i 16v	Petrol	0	09/97->	511

Engine	Information	S10	T10	T20 - T23	T22 - T25
All engines		7.0149		7.1055 T20	

				ENGINE
1.0i 16v Turbo	Petrol	0	06/00->	512

Engine	Information	S10	T10	T20 - T23	T22 - T25
All engines		7.0149	7.6010	7.1055 T20	

				ENGINE
1.6i	Petrol	0	10/96->	540, 541

Engine	Information	S10	T10	T20 - T23	T22 - T25
All engines		7.0149	7.6010	7.1055 T20	

				ENGINE
1.8i	Petrol	0	10/96->	542, 543

Engine	Information	S10	T10	T20 - T23	T22 - T25
All engines		7.0149	7.6010	7.1055 T20	

				ENGINE
1.9 D	Diesel	0	08/98->	221

Engine	Information	S10	T10	T20 - T23	T22 - T25
All engines				7.1055 T20	

				ENGINE
2.0i	Petrol	0	08/95->	528, 529, 546, 547

Engine	Information	S10	T10	T20 - T23	T22 - T25
All engines		7.0149	7.6010	7.1055 T20	

				ENGINE
2.0i 16V	Petrol	0	02/96->	112

Engine	Information	S10	T10	T20 - T23	T22 - T25
All engines			7.6010	7.1055 T20	

POINTER

				ENGINE
2.0i	Petrol	0	11/93-12/96	526, 527, 809

Engine	Information	S10	T10	T20 - T23	T22 - T25
All engines		7.0149			
Eng. 526, 527				7.1041 T20	

POLO

				ENGINE
1.4	Petrol	55	07/06->	BKY

Engine	Information	S10	T10	T20 - T23	T22 - T25
All engines		7.0139	7.6266		
All engines	ch. 9N-7P008 962 ->			7.1228 T20	
All engines	->ch. 9N-7P008 961			7.1229 T20	

S10	OIL PRESSURE WARNING LIGHT SWITCH	T10	REVERSING LIGHT SWITCH	T20	BRAKE LIGHT SWITCH
T22	SWITCH CLUTCH CONTROL (CRUISE CONTROL)	T23	SWITCH BRAKE ACTUATION (ENGINE TIMING)	T25	SWITCH CLUTCH CONTROL (ENGINE CONTROL)

Vehicle	alim.	kW	Date	Engine	 S10	 T10	 T20 - T23	 T22 - T25
---------	-------	----	------	--------	---	---	--	---

				ENGINE
1.4 16V	Petrol	55	09/02->	BBY

Engine	Information	S10	T10	T20 - T23	T22 - T25
All engines		7.0139			7.1220 T22
All engines	COL:black		7.6215		
All engines	COL:brown		7.6266		
All engines	pole nr. 2			7.1129 T20	
All engines	pole nr. 4			7.1228 T20	

				ENGINE
1.6	Petrol	74	02/02->	BAH, CCRA

Engine	Information	S10	T10	T20 - T23	T22 - T25
All engines		7.0139			7.1220 T22
Eng. BAH	COL:black		7.6215		
All engines	COL:brown		7.6266		
All engines	ch. 9N-7P008 962 ->			7.1228 T20	
All engines	->ch. 9N-7P008 961			7.1229 T20	
Eng. CCRA	+special-purpose vehicles				7.1152 T22

				ENGINE
1.9 SDI	Diesel	47	05/02->	ASY

Engine	Information	S10	T10	T20 - T23	T22 - T25
All engines		7.0132			7.1220 T22
All engines	COL:black		7.6215		
All engines	COL:brown		7.6266		
All engines	ch. 9N-7P008 962 ->			7.1228 T20	
All engines	->ch. 9N-7P008 961			7.1229 T20	

				ENGINE
2.0	Petrol	85	05/02->	BBX

Engine	Information	S10	T10	T20 - T23	T22 - T25
All engines		7.0135			7.1220 T22
All engines	COL:black		7.6215		
All engines	COL:brown		7.6266		
All engines	no specific info conc. application available			7.1228, 7.1229 T20	

SAVEIRO

				ENGINE
1.6i	Petrol	0	10/96->	540, 541

Engine	Information	S10	T10	T20 - T23	T22 - T25
All engines				7.1055 T20	

				ENGINE
1.8i	Petrol	0	10/96->	542, 543

Engine	Information	S10	T10	T20 - T23	T22 - T25
All engines				7.1055 T20	

				ENGINE
1.9 D	Diesel	0	06/98->	221



Engine	Information	S10	T10	T20 - T23	T22 - T25
All engines	COL:grey	7.0095			
All engines	COL:blue	7.0108			
All engines				7.1055 T20	

				ENGINE
2.0i	Petrol	0	10/96->	546, 547

Engine	Information	S10	T10	T20 - T23	T22 - T25
All engines				7.1055 T20	

S10	OIL PRESSURE WARNING LIGHT SWITCH	T10	REVERSING LIGHT SWITCH	T20	BRAKE LIGHT SWITCH
T22	SWITCH CLUTCH CONTROL (CRUISE CONTROL)	T23	SWITCH BRAKE ACTUATION (ENGINE TIMING)	T25	SWITCH CLUTCH CONTROL (ENGINE CONTROL)

FUNCTIONS ON THE VEHICLE

Vehicle	alim.	kW	Date	Engine	 S10	 T10	 T20 - T23	 T22 - T25
---------	-------	----	------	--------	---	---	--	---

240

				ENGINE
1.8	Petrol	66	11/78-07/85	B 17 A

Engine	Information	S10	T10	T20 - T23	T22 - T25
All engines		7.0047		7.1014 T20	
All engines	without cable		7.6036		
All engines	kit		7.6274K		

				ENGINE
2.0	Petrol	100	10/82-08/84	B 19 ET

Engine	Information	S10	T10	T20 - T23	T22 - T25
All engines		7.0047		7.1014 T20	
All engines	without cable		7.6036		
All engines	kit		7.6274K		

				ENGINE
2.0	Petrol	60	08/74-07/76	B 20 A

Engine	Information	S10	T10	T20 - T23	T22 - T25
All engines		7.0047		7.1014 T20	

				ENGINE
2.0	Petrol	76	08/84-07/90	B 200 K

Engine	Information	S10	T10	T20 - T23	T22 - T25
All engines		7.0056	7.6036	7.1014 T20	
All engines	kit		7.6274K		

				ENGINE
2.0	Petrol	82	09/88-12/93	B 200 F

Engine	Information	S10	T10	T20 - T23	T22 - T25
All engines		7.0056	7.6036	7.1014 T20	
All engines	kit		7.6274K		

				ENGINE
2.0	Petrol	86	08/83-07/93	B 200 E

Engine	Information	S10	T10	T20 - T23	T22 - T25
All engines		7.0056	7.6036	7.1014 T20	
All engines	kit		7.6274K		

				ENGINE
2.0	Petrol	89	09/84-12/93	B 200 E

Engine	Information	S10	T10	T20 - T23	T22 - T25
All engines		7.0056	7.6036	7.1014 T20	
All engines	kit		7.6274K		

				ENGINE
2.1 Turbo	Petrol	114	08/80-07/85	B 21 ET

Engine	Information	S10	T10	T20 - T23	T22 - T25
All engines		7.0047		7.1014 T20	
All engines	without cable		7.6036		
All engines	kit		7.6274K		

				ENGINE
2.1 Turbo	Petrol	121	08/80-07/85	B 21 FT

Engine	Information	S10	T10	T20 - T23	T22 - T25
All engines		7.0047		7.1014 T20	
All engines	without cable		7.6036		
All engines	kit		7.6274K		

				ENGINE
2.3	Petrol	81	08/84-07/86	B 230 A


Engine	Information	S10	T10	T20 - T23	T22 - T25
All engines		7.0056	7.6036	7.1014 T20	
All engines	kit		7.6274K		

				ENGINE
2.3	Petrol	83	08/86-07/87	B 230 F

Engine	Information	S10	T10	T20 - T23	T22 - T25
All engines		7.0056		7.1014 T20	
All engines	ch. 600517 ->, ch. 82058 ->, t.nr. M45, M46, t.nr. M47		7.6036		
All engines	kit		7.6274K		

S10	OIL PRESSURE WARNING LIGHT SWITCH	T10	REVERSING LIGHT SWITCH	T20	BRAKE LIGHT SWITCH
T22	SWITCH CLUTCH CONTROL (CRUISE CONTROL)	T23	SWITCH BRAKE ACTUATION (ENGINE TIMING)	T25	SWITCH CLUTCH CONTROL (ENGINE CONTROL)

FUNCTIONS ON THE VEHICLE

Vehicle	alim.	kW	Date	Engine	 S10	 T10	 T20 - T23	 T22 - T25
---------	-------	----	------	--------	---	---	--	---

ENGINE				
2.3	Petrol	85	08/86-07/93	B 230 FD, B 230 K

Engine	Information	S10	T10	T20 - T23	T22 - T25
All engines		7.0056	7.6036	7.1014 T20	
All engines	kit		7.6274K		

ENGINE				
2.3	Petrol	96	08/83-07/92	B 230 E

Engine	Information	S10	T10	T20 - T23	T22 - T25
All engines		7.0056	7.6036	7.1014 T20	
All engines	kit		7.6274K		

ENGINE				
2.3 Cat	Petrol	100	08/91-07/92	B 230 F

Engine	Information	S10	T10	T20 - T23	T22 - T25
All engines		7.0056	7.6036	7.1014 T20	
All engines	kit		7.6274K		

ENGINE				
2.3 i Cat	Petrol	85	08/86-07/93	B 230 F

Engine	Information	S10	T10	T20 - T23	T22 - T25
All engines		7.0056		7.1014 T20	
All engines	ch. 600517 ->, ch. 82058 ->, t.tnr. M45, M46, t.tnr. M47		7.6036		
All engines	kit		7.6274K		

ENGINE				
2.4 Diesel	Diesel	58	08/87-08/93	D 24

Engine	Information	S10	T10	T20 - T23	T22 - T25
All engines		7.0008		7.1014 T20	
All engines	without cable		7.6036		
All engines	kit		7.6274K		

ENGINE				
2.4 Diesel	Diesel	60	08/78-08/93	D 24

Engine	Information	S10	T10	T20 - T23	T22 - T25
All engines		7.0008		7.1014 T20	
All engines	without cable		7.6036		
All engines	kit		7.6274K		

ENGINE				
2.8	Petrol	114	10/80-09/84	B 28 E

Engine	Information	S10	T10	T20 - T23	T22 - T25
All engines	without cable		7.6036		
All engines	kit		7.6274K		
All engines				7.1014 T20	

ENGINE				
260	Petrol	114	08/80-07/85	B 28 E

Engine	Information	S10	T10	T20 - T23	T22 - T25
All engines	without cable		7.6036		
All engines	kit		7.6274K		
All engines				7.1014 T20	

ENGINE				
340-360	Petrol	49	01/89-12/90	B 13

Engine	Information	S10	T10	T20 - T23	T22 - T25
All engines				7.1010 T20	

ENGINE				
1.4	Petrol	46	08/82-08/85	B 14.3 E

Engine	Information	S10	T10	T20 - T23	T22 - T25
All engines		7.0006		7.1010 T20	

ENGINE				
1.4	Petrol	50	08/86-12/88	B 14.4 S

Engine	Information	S10	T10	T20 - T23	T22 - T25
All engines		7.0006		7.1010 T20	

S10 OIL PRESSURE WARNING LIGHT SWITCH	T10 REVERSING LIGHT SWITCH	T20 BRAKE LIGHT SWITCH
T22 SWITCH CLUTCH CONTROL (CRUISE CONTROL)	T23 SWITCH BRAKE ACTUATION (ENGINE TIMING)	T25 SWITCH CLUTCH CONTROL (ENGINE CONTROL)

				FUNCTIONS ON THE VEHICLE				
Vehicle	alim.	kW	Date	Engine	 S10	 T10	 T20 - T23	 T22 - T25
ENGINE								
1.4	Petrol	51	08/87-07/88	B 14.4 S				
ENGINE								
Engine		Information			S10	T10	T20 - T23	T22 - T25
All engines					7.0006		7.1010 T20	
ENGINE								
1.4	Petrol	52	08/83-07/86	B 14.4 S				
ENGINE								
Engine		Information			S10	T10	T20 - T23	T22 - T25
All engines					7.0006		7.1010 T20	
ENGINE								
1.4	Petrol	53	08/83-07/86	B 14.4 S				
ENGINE								
Engine		Information			S10	T10	T20 - T23	T22 - T25
All engines					7.0006		7.1010 T20	
ENGINE								
1.6 Diesel	Diesel	40	08/84-07/91	D 16				
ENGINE								
Engine		Information			S10	T10	T20 - T23	T22 - T25
All engines					7.0034		7.1010 T20	
ENGINE								
1.7	Petrol	59	08/85-07/91	B 17 2 K				
ENGINE								
Engine		Information			S10	T10	T20 - T23	T22 - T25
All engines					7.0034		7.1010 T20	
ENGINE								
2.0	Petrol	75	08/84-07/90	B 200 K				
ENGINE								
Engine		Information			S10	T10	T20 - T23	T22 - T25
All engines					7.0056		7.1010 T20	
ENGINE								
2.0	Petrol	77	08/84-07/87	B 200 K				
ENGINE								
Engine		Information			S10	T10	T20 - T23	T22 - T25
All engines					7.0056		7.1010 T20	
ENGINE								
2.0	Petrol	80	08/88-07/89	B 200 F				
ENGINE								
Engine		Information			S10	T10	T20 - T23	T22 - T25
All engines					7.0056		7.1010 T20	
ENGINE								
2.0	Petrol	81	08/87-07/88	B 200 EA, B 200 F				
ENGINE								
Engine		Information			S10	T10	T20 - T23	T22 - T25
All engines					7.0056		7.1010 T20	
ENGINE								
2.0	Petrol	82	08/86-07/88	B 200 E, B 200 EA, B 200 F				
ENGINE								
Engine		Information			S10	T10	T20 - T23	T22 - T25
All engines					7.0056		7.1010 T20	
ENGINE								
2.0	Petrol	85	08/84-07/86	B 200 E				
ENGINE								
Engine		Information			S10	T10	T20 - T23	T22 - T25
All engines					7.0056		7.1010 T20	
ENGINE								
2.0	Petrol	87	08/84-07/86	B 200 E				
ENGINE								
Engine		Information			S10	T10	T20 - T23	T22 - T25
All engines					7.0056		7.1010 T20	
440								
ENGINE								
1.6	Petrol	61	09/88-12/96	B 16 F				
ENGINE								
Engine		Information			S10	T10	T20 - T23	T22 - T25
All engines		ext.thread M 18 x 1, 5 mm			7.0075			
All engines		ext.thread M 14 x 1, 5 mm			7.0076			
All engines		->ch. 600055, t.tnr. JB-3, JC-5				7.6044		
All engines		ch. 600056 ->, t.tnr. JB-3, JC-5				7.6096		
All engines							7.1041 T20	
ENGINE								
1.7	Petrol	58	09/88-08/92	B 18 KD				
ENGINE								
Engine		Information			S10	T10	T20 - T23	T22 - T25
All engines		ext.thread M 18 x 1, 5 mm			7.0075			

S10	OIL PRESSURE WARNING LIGHT SWITCH	T10	REVERSING LIGHT SWITCH	T20	BRAKE LIGHT SWITCH
T22	SWITCH CLUTCH CONTROL (CRUISE CONTROL)	T23	SWITCH BRAKE ACTUATION (ENGINE TIMING)	T25	SWITCH CLUTCH CONTROL (ENGINE CONTROL)

FUNCTIONS ON THE VEHICLE

Vehicle	alim.	kW	Date	Engine	 S10	 T10	 T20 - T23	 T22 - T25
---------	-------	----	------	--------	---	---	--	---

ENGINE				
1.7	Petrol	58	09/88-08/92	B 18 KD

Engine	Information	S10	T10	T20 - T23	T22 - T25
All engines	ext.thread M 14 x 1, 5 mm	7.0076			
All engines	->ch. 600055		7.6044		
All engines	ch. 600056 ->		7.6096		
All engines				7.1041	T20

ENGINE				
1.7	Petrol	60	09/88-08/89	B 18 K

Engine	Information	S10	T10	T20 - T23	T22 - T25
All engines	ext.thread M 18 x 1, 5 mm	7.0075			
All engines	ext.thread M 14 x 1, 5 mm	7.0076			
All engines	->ch. 600055		7.6044		
All engines	ch. 600056 ->		7.6096		
All engines				7.1041	T20

ENGINE				
1.7	Petrol	64	09/88-12/96	B 18 KP

Engine	Information	S10	T10	T20 - T23	T22 - T25
All engines	ext.thread M 18 x 1, 5 mm	7.0075			
All engines	ext.thread M 14 x 1, 5 mm	7.0076			
All engines	->ch. 600055		7.6044		
All engines	ch. 600056 ->		7.6096		
All engines				7.1041	T20

ENGINE				
1.7	Petrol	70	08/88-07/89	B 18 F

Engine	Information	S10	T10	T20 - T23	T22 - T25
All engines	ext.thread M 18 x 1, 5 mm	7.0075			
All engines	ext.thread M 14 x 1, 5 mm	7.0076			
All engines			7.6044	7.1041	T20

ENGINE				
1.7	Petrol	75	08/89-12/96	B 18 FP

Engine	Information	S10	T10	T20 - T23	T22 - T25
All engines	ext.thread M 18 x 1, 5 mm	7.0075			
All engines	ext.thread M 14 x 1, 5 mm	7.0076			
All engines	->ch. 600055		7.6044		
All engines	ch. 600056 ->		7.6096		
All engines				7.1041	T20

ENGINE				
1.7	Petrol	78	09/88-12/96	B 18 EP

Engine	Information	S10	T10	T20 - T23	T22 - T25
All engines	ext.thread M 18 x 1, 5 mm	7.0075			
All engines	ext.thread M 14 x 1, 5 mm	7.0076			
All engines	->ch. 600055		7.6044		
All engines	ch. 600056 ->		7.6096		
All engines				7.1041	T20

ENGINE				
1.7	Petrol	80	08/88-07/89	B 18 E

Engine	Information	S10	T10	T20 - T23	T22 - T25
All engines	ext.thread M 18 x 1, 5 mm	7.0075			
All engines	ext.thread M 14 x 1, 5 mm	7.0076			
All engines	->ch. 600055		7.6044		
All engines	ch. 600056 ->		7.6096		
All engines				7.1041	T20

ENGINE				
1.7 Turbo	Petrol	88	08/88-07/96	B 18 FT

Engine	Information	S10	T10	T20 - T23	T22 - T25
All engines	ext.thread M 18 x 1, 5 mm	7.0075			
All engines	ext.thread M 14 x 1, 5 mm	7.0076			
All engines	->ch. 600055		7.6044		
All engines	ch. 600056 ->		7.6096		
All engines				7.1041	T20

S10	OIL PRESSURE WARNING LIGHT SWITCH	T10	REVERSING LIGHT SWITCH	T20	BRAKE LIGHT SWITCH
T22	SWITCH CLUTCH CONTROL (CRUISE CONTROL)	T23	SWITCH BRAKE ACTUATION (ENGINE TIMING)	T25	SWITCH CLUTCH CONTROL (ENGINE CONTROL)

FUNCTIONS ON THE VEHICLE

Vehicle	alim.	kW	Date	Engine	 S10	 T10	 T20 - T23	 T22 - T25
---------	-------	----	------	--------	---	---	--	---

				ENGINE
1.7 Turbo	Petrol	90	01/91-12/96	B 18 FT

Engine	Information	S10	T10	T20 - T23	T22 - T25
All engines	ext.thread M 18 x 1, 5 mm	7.0075			
All engines	ext.thread M 14 x 1, 5 mm	7.0076			
All engines	->ch. 600055		7.6044		
All engines	ch. 600056 ->		7.6096		
All engines				7.1041 T20	

				ENGINE
1.8	Petrol	66	08/91-12/96	B 18 U

Engine	Information	S10	T10	T20 - T23	T22 - T25
All engines	ext.thread M 18 x 1, 5 mm	7.0075			
All engines	ext.thread M 14 x 1, 5 mm	7.0076			
All engines	->ch. 600055, t.tnr. JB-3, JC-5		7.6044		
All engines	ch. 600056 ->, t.tnr. JB-3, JC-5		7.6096		
All engines				7.1041 T20	

				ENGINE
1.9 Turbo-Diesel	Diesel	66	07/94-12/96	D 19 T

Engine	Information	S10	T10	T20 - T23	T22 - T25
All engines	ext.thread M 18 x 1, 5 mm	7.0075			
All engines	ext.thread M 14 x 1, 5 mm	7.0076			
All engines	+manual transmission		7.6096		
All engines				7.1041 T20	

				ENGINE
2.0	Petrol	80	08/93-07/96	B 20 F

Engine	Information	S10	T10	T20 - T23	T22 - T25
All engines	ext.thread M 18 x 1, 5 mm	7.0075			
All engines	ext.thread M 14 x 1, 5 mm	7.0076			
All engines	->ch. 600055, t.tnr. JB-3, JC-5		7.6044		
All engines	ch. 600056 ->, t.tnr. JB-3, JC-5		7.6096		
All engines				7.1041 T20	

				ENGINE
2.0	Petrol	81	08/92-07/95	B 20 F

Engine	Information	S10	T10	T20 - T23	T22 - T25
All engines	ext.thread M 18 x 1, 5 mm	7.0075			
All engines	ext.thread M 14 x 1, 5 mm	7.0076			
All engines	->ch. 600055, t.tnr. JB-3, JC-5		7.6044		
All engines	ch. 600056 ->, t.tnr. JB-3, JC-5		7.6096		
All engines				7.1041 T20	

				ENGINE
460				

				ENGINE
1.6	Petrol	61	07/92-07/96	B 16 F

Engine	Information	S10	T10	T20 - T23	T22 - T25
All engines	ext.thread M 18 x 1, 5 mm	7.0075			
All engines	ext.thread M 14 x 1, 5 mm	7.0076			
All engines	->ch. 600055, t.tnr. JB-3, JC-5		7.6044		
All engines	ch. 600056 ->, t.tnr. JB-3, JC-5		7.6096		
All engines				7.1041 T20	

				ENGINE
1.7	Petrol	58	08/89-07/92	B 18 K, B 18 KD

Engine	Information	S10	T10	T20 - T23	T22 - T25
All engines	ext.thread M 18 x 1, 5 mm	7.0075			
All engines	ext.thread M 14 x 1, 5 mm	7.0076			
All engines	->ch. 600055		7.6044		
All engines	ch. 600056 ->		7.6096		
All engines				7.1041 T20	

				ENGINE
1.7	Petrol	64	09/88-07/96	B 18 KP

Engine	Information	S10	T10	T20 - T23	T22 - T25
All engines	ext.thread M 18 x 1, 5 mm	7.0075			
All engines	ext.thread M 14 x 1, 5 mm	7.0076			
All engines	->ch. 600055		7.6044		
All engines	ch. 600056 ->		7.6096		

S10	OIL PRESSURE WARNING LIGHT SWITCH	T10	REVERSING LIGHT SWITCH	T20	BRAKE LIGHT SWITCH
T22	SWITCH CLUTCH CONTROL (CRUISE CONTROL)	T23	SWITCH BRAKE ACTUATION (ENGINE TIMING)	T25	SWITCH CLUTCH CONTROL (ENGINE CONTROL)

FUNCTIONS ON THE VEHICLE

Vehicle	alim.	kW	Date	Engine	 S10	 T10	 T20 - T23	 T22 - T25
---------	-------	----	------	--------	---	---	--	---

ENGINE				
1.7	Petrol	64	09/88-07/96	B 18 KP

Engine	Information	S10	T10	T20 - T23	T22 - T25
All engines				7.1041 T20	

ENGINE				
1.7	Petrol	66	09/90-07/96	B 18 KP

Engine	Information	S10	T10	T20 - T23	T22 - T25
All engines	ext.thread M 18 x 1, 5 mm	7.0075			
All engines	ext.thread M 14 x 1, 5 mm	7.0076			
All engines	->ch. 600055		7.6044		
All engines	ch. 600056 ->		7.6096		
All engines				7.1041 T20	

ENGINE				
1.7	Petrol	75	08/89-07/95	B 18 EP, B 18 FP

Engine	Information	S10	T10	T20 - T23	T22 - T25
All engines	ext.thread M 18 x 1, 5 mm	7.0075			
All engines	ext.thread M 14 x 1, 5 mm	7.0076			
All engines	->ch. 600055		7.6044		
All engines	ch. 600056 ->		7.6096		
All engines				7.1041 T20	

ENGINE				
1.7 Turbo	Petrol	88	08/89-07/96	B 18 FT

Engine	Information	S10	T10	T20 - T23	T22 - T25
All engines	ext.thread M 18 x 1, 5 mm	7.0075			
All engines	ext.thread M 14 x 1, 5 mm	7.0076			
All engines	->ch. 600055		7.6044		
All engines	ch. 600056 ->		7.6096		
All engines				7.1041 T20	

ENGINE				
1.7 Turbo	Petrol	90	01/91-07/96	B 18 FT

Engine	Information	S10	T10	T20 - T23	T22 - T25
All engines	ext.thread M 18 x 1, 5 mm	7.0075			
All engines	ext.thread M 14 x 1, 5 mm	7.0076			
All engines	->ch. 600055		7.6044		
All engines	ch. 600056 ->		7.6096		
All engines				7.1041 T20	

ENGINE				
1.8	Petrol	66	08/91-07/96	B 18 U

Engine	Information	S10	T10	T20 - T23	T22 - T25
All engines	ext.thread M 18 x 1, 5 mm	7.0075			
All engines	ext.thread M 14 x 1, 5 mm	7.0076			
All engines	->ch. 600055, t.tnr. JB-3, JC-5		7.6044		
All engines	ch. 600056 ->, t.tnr. JB-3, JC-5		7.6096		
All engines				7.1041 T20	

ENGINE				
1.9 Turbo-Diesel	Diesel	66	07/94-07/96	D 19 T

Engine	Information	S10	T10	T20 - T23	T22 - T25
All engines	ext.thread M 18 x 1, 5 mm	7.0075			
All engines	ext.thread M 14 x 1, 5 mm	7.0076			
All engines	+manual transmission		7.6096		
All engines				7.1041 T20	

ENGINE				
2.0	Petrol	80	08/93-07/96	B 20 F

Engine	Information	S10	T10	T20 - T23	T22 - T25
All engines	ext.thread M 18 x 1, 5 mm	7.0075			
All engines	ext.thread M 14 x 1, 5 mm	7.0076			
All engines	->ch. 600055, t.tnr. JB-3, JC-5		7.6044		
All engines	ch. 600056 ->, t.tnr. JB-3, JC-5		7.6096		
All engines				7.1041 T20	

S10	OIL PRESSURE WARNING LIGHT SWITCH	T10	REVERSING LIGHT SWITCH	T20	BRAKE LIGHT SWITCH
T22	SWITCH CLUTCH CONTROL (CRUISE CONTROL)	T23	SWITCH BRAKE ACTUATION (ENGINE TIMING)	T25	SWITCH CLUTCH CONTROL (ENGINE CONTROL)

FUNCTIONS ON THE VEHICLE

Vehicle	alim.	kW	Date	Engine	 S10	 T10	 T20 - T23	 T22 - T25
---------	-------	----	------	--------	---	---	--	---

				ENGINE
2.0	Petrol	81	08/92-07/95	B 20 F

Engine	Information	S10	T10	T20 - T23	T22 - T25
All engines	ext.thread M 18 x 1, 5 mm	7.0075			
All engines	ext.thread M 14 x 1, 5 mm	7.0076			
All engines	->ch. 600055, t.tnr. JB-3, JC-5		7.6044		
All engines	ch. 600056 ->, t.tnr. JB-3, JC-5		7.6096		
All engines				7.1041	T20

480

				ENGINE
1.7	Petrol	70	08/87-07/89	B 18 F

Engine	Information	S10	T10	T20 - T23	T22 - T25
All engines	ch. 519640 ->	7.0075			
All engines	->ch. 519639	7.0076			
All engines	->ch. 589081		7.6044		
All engines	ch. 589082 ->		7.6096		
All engines				7.1041	T20

				ENGINE
1.7	Petrol	75	08/89-07/96	B 18 EP, B 18 FP

Engine	Information	S10	T10	T20 - T23	T22 - T25
All engines	ch. 519640 ->	7.0075			
All engines	->ch. 519639	7.0076			
All engines	->ch. 589081		7.6044		
All engines	ch. 589082 ->		7.6096		
All engines				7.1041	T20

				ENGINE
1.7	Petrol	78	04/86-09/95	B 18 E, B 18 EP

Engine	Information	S10	T10	T20 - T23	T22 - T25
All engines	ch. 519640 ->	7.0075			
All engines	->ch. 519639	7.0076			
All engines	->ch. 589081		7.6044		
All engines	ch. 589082 ->		7.6096		
All engines				7.1041	T20

				ENGINE
1.7	Petrol	80	08/86-07/88	B 18 E

Engine	Information	S10	T10	T20 - T23	T22 - T25
All engines	ch. 519640 ->	7.0075			
All engines	->ch. 519639	7.0076			
All engines	->ch. 589081		7.6044		
All engines	ch. 589082 ->		7.6096		
All engines				7.1041	T20

				ENGINE
1.7 Turbo	Petrol	88	08/87-07/96	B 18 FT

Engine	Information	S10	T10	T20 - T23	T22 - T25
All engines	ch. 519640 ->	7.0075			
All engines	->ch. 519639	7.0076			
All engines	->ch. 589081		7.6044		
All engines	ch. 589082 ->		7.6096		
All engines				7.1041	T20

				ENGINE
1.7 Turbo	Petrol	90	01/91-07/96	B 18 FT

Engine	Information	S10	T10	T20 - T23	T22 - T25
All engines	ch. 519640 ->	7.0075			
All engines	->ch. 519639	7.0076			
All engines	->ch. 589081		7.6044		
All engines	ch. 589082 ->		7.6096		
All engines				7.1041	T20

				ENGINE
2.0	Petrol	81	08/92-09/95	B 20 F

Engine	Information	S10	T10	T20 - T23	T22 - T25
All engines	ch. 519640 ->	7.0075			
All engines	->ch. 519639	7.0076			
All engines	->ch. 589081		7.6044		

S10	OIL PRESSURE WARNING LIGHT SWITCH	T10	REVERSING LIGHT SWITCH	T20	BRAKE LIGHT SWITCH
T22	SWITCH CLUTCH CONTROL (CRUISE CONTROL)	T23	SWITCH BRAKE ACTUATION (ENGINE TIMING)	T25	SWITCH CLUTCH CONTROL (ENGINE CONTROL)

FUNCTIONS ON THE VEHICLE

Vehicle	alim.	kW	Date	Engine	 S10	 T10	 T20 - T23	 T22 - T25
---------	-------	----	------	--------	---	---	--	---

				ENGINE
2.0	Petrol	81	08/92-09/95	B 20 F

Engine	Information	S10	T10	T20 - T23	T22 - T25
All engines	ch. 589082 ->		7.6096		
All engines				7.1041 T20	

				ENGINE
2.0	Petrol	118	01/86-08/90	B 200 ET

Engine	Information	S10	T10	T20 - T23	T22 - T25
All engines		7.0056	7.6036	7.1014 T20	
All engines	kit		7.6274K		

				ENGINE
2.0	Petrol	120	01/85-12/85	B 200 ET

Engine	Information	S10	T10	T20 - T23	T22 - T25
All engines		7.0056	7.6036	7.1014 T20	
All engines	kit		7.6274K		

				ENGINE
2.0	Petrol	76	09/88-08/90	B 200 K

Engine	Information	S10	T10	T20 - T23	T22 - T25
All engines		7.0056	7.6036	7.1014 T20	
All engines	kit		7.6274K		

				ENGINE
2.0	Petrol	82	08/89-08/92	B 200 F

Engine	Information	S10	T10	T20 - T23	T22 - T25
All engines		7.0056	7.6036	7.1014 T20	
All engines	kit		7.6274K		

				ENGINE
2.0	Petrol	86	01/87-08/88	B 200 E

Engine	Information	S10	T10	T20 - T23	T22 - T25
All engines		7.0056	7.6036	7.1014 T20	
All engines	kit		7.6274K		

				ENGINE
2.0	Petrol	89	08/85-07/92	B 200 G

Engine	Information	S10	T10	T20 - T23	T22 - T25
All engines		7.0056	7.6036	7.1014 T20	
All engines	kit		7.6274K		

				ENGINE
2.0 16V	Petrol	100	09/87-08/90	B 204 E

Engine	Information	S10	T10	T20 - T23	T22 - T25
All engines		7.0056	7.6036	7.1014 T20	
All engines	kit		7.6274K		

				ENGINE
2.0 16V Turbo	Petrol	136	08/89-07/90	B 204 GT

Engine	Information	S10	T10	T20 - T23	T22 - T25
All engines		7.0056	7.6036	7.1014 T20	
All engines	kit		7.6274K		

				ENGINE
2.0 16V Turbo	Petrol	140	08/89-07/90	B 204 FT

Engine	Information	S10	T10	T20 - T23	T22 - T25
All engines		7.0056	7.6036	7.1014 T20	
All engines	kit		7.6274K		

				ENGINE
2.0 GLE	Petrol	103	09/87-08/90	B 204 E





Engine	Information	S10	T10	T20 - T23	T22 - T25
All engines		7.0056	7.6036	7.1014 T20	
All engines	kit		7.6274K		

				ENGINE
2.0 Turbo	Petrol	114	09/90-08/91	B 200 FT

Engine	Information	S10	T10	T20 - T23	T22 - T25
All engines		7.0056		7.1014 T20	

S10	OIL PRESSURE WARNING LIGHT SWITCH	T10	REVERSING LIGHT SWITCH	T20	BRAKE LIGHT SWITCH
T22	SWITCH CLUTCH CONTROL (CRUISE CONTROL)	T23	SWITCH BRAKE ACTUATION (ENGINE TIMING)	T25	SWITCH CLUTCH CONTROL (ENGINE CONTROL)

FUNCTIONS ON THE VEHICLE

Vehicle	alim.	kW	Date	Engine	 S10	 T10	 T20 - T23	 T22 - T25
ENGINE								
2.0 Turbo	Petrol	115	09/87-08/90	B 200 ET				
Engine	Information				S10	T10	T20 - T23	T22 - T25
All engines					7.0056	7.6036	7.1014 T20	
All engines	kit					7.6274K		
ENGINE								
2.3	Petrol	111	08/88-08/92	B 234 F				
Engine	Information				S10	T10	T20 - T23	T22 - T25
All engines					7.0056	7.6036	7.1014 T20	
All engines	kit					7.6274K		
ENGINE								
2.3	Petrol	114	08/88-07/91	B 234 F				
Engine	Information				S10	T10	T20 - T23	T22 - T25
All engines					7.0056	7.6036	7.1014 T20	
All engines	kit					7.6274K		
ENGINE								
2.3	Petrol	117	08/87-07/89	B 234 F				
Engine	Information				S10	T10	T20 - T23	T22 - T25
All engines					7.0056	7.6036	7.1014 T20	
All engines	kit					7.6274K		
ENGINE								
2.3	Petrol	82	08/84-07/86	B 230 A				
Engine	Information				S10	T10	T20 - T23	T22 - T25
All engines					7.0056	7.6036	7.1014 T20	
All engines	kit					7.6274K		
ENGINE								
2.3	Petrol	83	08/85-12/89	B 230 F				
Engine	Information				S10	T10	T20 - T23	T22 - T25
All engines					7.0056	7.6036	7.1014 T20	
All engines	kit					7.6274K		
ENGINE								
2.3	Petrol	84	08/84-07/90	B 230 F, B 230 K				
Engine	Information				S10	T10	T20 - T23	T22 - T25
All engines					7.0056	7.6036	7.1014 T20	
All engines	kit					7.6274K		
ENGINE								
2.3	Petrol	85	08/87-07/92	B 230 F				
Engine	Information				S10	T10	T20 - T23	T22 - T25
All engines					7.0056	7.6036	7.1014 T20	
All engines	kit					7.6274K		
ENGINE								
2.3	Petrol	86	08/84-07/90	B 230 K				
Engine	Information				S10	T10	T20 - T23	T22 - T25
All engines					7.0056	7.6036	7.1014 T20	
All engines	kit					7.6274K		
ENGINE								
2.3	Petrol	94	08/91-07/92	B 230 G				
Engine	Information				S10	T10	T20 - T23	T22 - T25
All engines					7.0056	7.6036	7.1014 T20	
All engines	kit					7.6274K		
ENGINE								
2.3	Petrol	96	08/84-12/92	B 230 E, B 230 FB				
Engine	Information				S10	T10	T20 - T23	T22 - T25
All engines					7.0056	7.6036	7.1014 T20	
All engines	kit					7.6274K		
ENGINE								
2.3 GL	Petrol	89	08/84-08/87	B 230 E				
Engine	Information				S10	T10	T20 - T23	T22 - T25
All engines					7.0056	7.6036	7.1014 T20	
All engines	kit					7.6274K		

S10	OIL PRESSURE WARNING LIGHT SWITCH	T10	REVERSING LIGHT SWITCH	T20	BRAKE LIGHT SWITCH
T22	SWITCH CLUTCH CONTROL (CRUISE CONTROL)	T23	SWITCH BRAKE ACTUATION (ENGINE TIMING)	T25	SWITCH CLUTCH CONTROL (ENGINE CONTROL)

The present application list is a brief version. For the detailed information about the possibility of installation on a specific vehicle, please refer to our web-catalogue <http://catalogo.facet.eu/>

FUNCTIONS ON THE VEHICLE

Vehicle	alim.	kW	Date	Engine	 S10	 T10	 T20 - T23	 T22 - T25
---------	-------	----	------	--------	---	---	--	---

				ENGINE
2.3 Turbo	Petrol	115	08/86-07/89	B 230 FT

Engine	Information	S10	T10	T20 - T23	T22 - T25
All engines		7.0056	7.6036	7.1014 T20	
All engines	kit		7.6274K		

				ENGINE
2.3 Turbo	Petrol	121	08/89-07/90	B 230 FT, B 230 GT

Engine	Information	S10	T10	T20 - T23	T22 - T25
All engines		7.0056	7.6036	7.1014 T20	
All engines	kit		7.6274K		

				ENGINE
2.3 Turbo	Petrol	125	09/89-08/91	B 230 FT, B 230 GT

Engine	Information	S10	T10	T20 - T23	T22 - T25
All engines		7.0056	7.6036	7.1014 T20	
All engines	kit		7.6274K		

				ENGINE
2.3 Turbo	Petrol	134	08/85-12/88	B 230 ET

Engine	Information	S10	T10	T20 - T23	T22 - T25
All engines		7.0056		7.1014 T20	
All engines	MODEL FROM:1986		7.6036		
All engines	kit		7.6274K		

				ENGINE
2.3 Turbo	Petrol	140	08/89-07/90	B 230 FT

Engine	Information	S10	T10	T20 - T23	T22 - T25
All engines		7.0056	7.6036	7.1014 T20	
All engines	kit		7.6274K		

				ENGINE
2.4 Diesel	Diesel	60	08/84-07/92	D 24

Engine	Information	S10	T10	T20 - T23	T22 - T25
All engines		7.0008	7.6036	7.1014 T20	
All engines	kit		7.6274K		

				ENGINE
2.4 TD	Diesel	80	08/85-12/90	D 24 T

Engine	Information	S10	T10	T20 - T23	T22 - T25
All engines		7.0008	7.6036	7.1014 T20	
All engines	kit		7.6274K		

				ENGINE
2.4 TD	Diesel	90	08/86-10/88	D 24 TIC

Engine	Information	S10	T10	T20 - T23	T22 - T25
All engines		7.0008	7.6036	7.1014 T20	
All engines	kit		7.6274K		

				ENGINE
2.4 TD Interc.	Diesel	90	08/86-07/88	D 24 TIC

Engine	Information	S10	T10	T20 - T23	T22 - T25
All engines		7.0008	7.6036	7.1014 T20	
All engines	kit		7.6274K		

				ENGINE
2.4 Turbo-Diesel	Diesel	80	09/85-07/92	D 24 T

Engine	Information	S10	T10	T20 - T23	T22 - T25
All engines		7.0008	7.6036	7.1014 T20	
All engines	kit		7.6274K		

				ENGINE
760				

				ENGINE
2.3	Petrol	121	01/88-07/92	B 230 FT




Engine	Information	S10	T10	T20 - T23	T22 - T25
All engines		7.0056		7.1014 T20	
All engines	+manual transmission, t.tnr. M46		7.6036		
All engines	kit		7.6274K		

				ENGINE
2.3	Petrol	130	08/84-08/87	B 230 ET

Engine	Information	S10	T10	T20 - T23	T22 - T25
All engines		7.0056		7.1014 T20	





S10	OIL PRESSURE WARNING LIGHT SWITCH	T10	REVERSING LIGHT SWITCH	T20	BRAKE LIGHT SWITCH
T22	SWITCH CLUTCH CONTROL (CRUISE CONTROL)	T23	SWITCH BRAKE ACTUATION (ENGINE TIMING)	T25	SWITCH CLUTCH CONTROL (ENGINE CONTROL)

FUNCTIONS ON THE VEHICLE

Vehicle	alim.	kW	Date	Engine	 S10	 T10	 T20 - T23	 T22 - T25
ENGINE								
2.3	Petrol	130	08/84-08/87	B 230 ET				
Engine	Information			S10	T10	T20 - T23	T22 - T25	
All engines	MODEL FROM:1986				7.6036			
All engines	kit				7.6274K			
ENGINE								
2.3	Petrol	84	08/84-08/87	B 230 K				
Engine	Information			S10	T10	T20 - T23	T22 - T25	
All engines				7.0056	7.6036	7.1014 T20		
All engines	kit				7.6274K			
ENGINE								
2.3 Turbo	Petrol	115	08/84-08/90	B 230 FT				
Engine	Information			S10	T10	T20 - T23	T22 - T25	
All engines				7.0056		7.1014 T20		
All engines	+manual transmission, t.tnr. M46				7.6036			
All engines	kit				7.6274K			
ENGINE								
2.3 Turbo	Petrol	119	08/83-07/84	B 23 FT				
Engine	Information			S10	T10	T20 - T23	T22 - T25	
All engines				7.0047		7.1014 T20		
ENGINE								
2.3 Turbo	Petrol	121	08/89-07/90	B 230 GT				
Engine	Information			S10	T10	T20 - T23	T22 - T25	
All engines				7.0056		7.1014 T20		
All engines	+manual transmission, t.tnr. M46				7.6036			
All engines	kit				7.6274K			
ENGINE								
2.3 Turbo	Petrol	127	08/82-07/84	B 23 ET				
Engine	Information			S10	T10	T20 - T23	T22 - T25	
All engines				7.0047		7.1014 T20		
ENGINE								
2.3 Turbo	Petrol	134	08/84-08/90	B 230 ET				
Engine	Information			S10	T10	T20 - T23	T22 - T25	
All engines				7.0056		7.1014 T20		
All engines	MODEL FROM:1986				7.6036			
All engines	kit				7.6274K			
ENGINE								
2.4 TD Interc.	Diesel	85	08/87-07/92	D 24 TIC				
Engine	Information			S10	T10	T20 - T23	T22 - T25	
All engines				7.0008		7.1014 T20		
All engines	+manual transmission, t.tnr. M46				7.6036			
All engines	kit				7.6274K			
ENGINE								
2.4 Turbo Diesel	Diesel	82	08/82-07/87	D 24 T				
Engine	Information			S10	T10	T20 - T23	T22 - T25	
All engines				7.0008		7.1014 T20		
All engines	+manual transmission, t.tnr. M46				7.6036			
All engines	kit				7.6274K			
ENGINE								
2.8	Petrol	105	05/86-08/91	B 280 F				
Engine	Information			S10	T10	T20 - T23	T22 - T25	
All engines						7.1014 T20		
ENGINE								
2.8	Petrol	108	08/86-07/90	B 280 F				
Engine	Information			S10	T10	T20 - T23	T22 - T25	
All engines						7.1014 T20		
ENGINE								
2.8	Petrol	112	09/86-10/88	B 280 E				
Engine	Information			S10	T10	T20 - T23	T22 - T25	
All engines						7.1014 T20		

S10	OIL PRESSURE WARNING LIGHT SWITCH	T10	REVERSING LIGHT SWITCH	T20	BRAKE LIGHT SWITCH
T22	SWITCH CLUTCH CONTROL (CRUISE CONTROL)	T23	SWITCH BRAKE ACTUATION (ENGINE TIMING)	T25	SWITCH CLUTCH CONTROL (ENGINE CONTROL)

FUNCTIONS ON THE VEHICLE

Vehicle	alim.	kW	Date	Engine	 S10	 T10	 T20 - T23	 T22 - T25
ENGINE								
2.8	Petrol	114	08/82-04/86	B 28 F				
ENGINE								
Engine Information					S10	T10	T20 - T23	T22 - T25
All engines							7.1014 T20	
2.8	Petrol	115	08/81-08/90	B 28 E, B 280 E				
ENGINE								
Engine Information					S10	T10	T20 - T23	T22 - T25
Eng. B 28 E +manual transmission, t.tnr. M46						7.6036		
Eng. B 28 E kit						7.6274K		
All engines							7.1014 T20	
2.8	Petrol	125	08/84-08/90	B 280 E				
ENGINE								
Engine Information					S10	T10	T20 - T23	T22 - T25
All engines							7.1014 T20	
2.8	Petrol	95	01/82-12/87	B 28 A				
ENGINE								
Engine Information					S10	T10	T20 - T23	T22 - T25
All engines +manual transmission, t.tnr. M46						7.6036		
All engines kit						7.6274K		
All engines							7.1014 T20	
780								
2.0i	Petrol	0	01/87-12/90	B 204 GT				
ENGINE								
Engine Information					S10	T10	T20 - T23	T22 - T25
All engines					7.0056	7.6036	7.1014 T20	
All engines kit						7.6274K		
2.0i Turbo	Petrol	0	01/87-12/90	B 200 ET				
ENGINE								
Engine Information					S10	T10	T20 - T23	T22 - T25
All engines					7.0056	7.6036	7.1014 T20	
All engines kit						7.6274K		
2.4 D	Diesel	90	04/86-07/90	D 24 TIC				
ENGINE								
Engine Information					S10	T10	T20 - T23	T22 - T25
All engines					7.0008	7.6036	7.1014 T20	
All engines kit						7.6274K		
2.9	Petrol	108	08/87-07/90	B 280 F				
ENGINE								
Engine Information					S10	T10	T20 - T23	T22 - T25
All engines						7.6036	7.1014 T20	
All engines kit						7.6274K		
2.9	Petrol	115	08/86-07/87	B 280 E				
ENGINE								
Engine Information					S10	T10	T20 - T23	T22 - T25
All engines						7.6036	7.1014 T20	
All engines kit						7.6274K		
850								
2.0	Petrol	105	06/91-12/96	B 5204 F				
ENGINE								
Engine Information					S10	T10	T20 - T23	T22 - T25
All engines					7.0056			
All engines +manual transmission						7.6036		
All engines kit						7.6274K		
All engines ->ch. 172432, 169366, ->ch. 73164							7.1014 T20	
2.0	Petrol	93	08/94-12/96	B 5202 S				
ENGINE								
Engine Information					S10	T10	T20 - T23	T22 - T25
All engines					7.0056			
All engines +manual transmission						7.6036		
All engines kit						7.6274K		
All engines ->ch. 172432, 169366, ->ch. 73164							7.1014 T20	

S10 OIL PRESSURE WARNING LIGHT SWITCH	T10 REVERSING LIGHT SWITCH	T20 BRAKE LIGHT SWITCH
T22 SWITCH CLUTCH CONTROL (CRUISE CONTROL)	T23 SWITCH BRAKE ACTUATION (ENGINE TIMING)	T25 SWITCH CLUTCH CONTROL (ENGINE CONTROL)

FUNCTIONS ON THE VEHICLE

Vehicle	alim.	kW	Date	Engine	 S10	 T10	 T20 - T23	 T22 - T25
---------	-------	----	------	--------	---	---	--	---

ENGINE				
2.0 Turbo	Petrol	132	09/93-10/97	B 5204 T2

Engine	Information	S10	T10	T20 - T23	T22 - T25
All engines		7.0056			
All engines	+manual transmission		7.6036		
All engines	kit		7.6274K		
All engines	->ch. 172432, 169366, ->ch. 73164			7.1014 T20	

ENGINE				
2.0 Turbo	Petrol	155	02/93-12/96	B 5204 FT, B 5204 T

Engine	Information	S10	T10	T20 - T23	T22 - T25
All engines		7.0056			
All engines	+manual transmission		7.6036		
All engines	kit		7.6274K		
All engines	->ch. 172432, 169366, ->ch. 73164			7.1014 T20	

ENGINE				
2.3	Petrol	106	01/96-10/96	B 5234 FS

Engine	Information	S10	T10	T20 - T23	T22 - T25
All engines		7.0056			
All engines	+manual transmission		7.6036		
All engines	kit		7.6274K		
All engines	->ch. 172432, 169366, ->ch. 73164			7.1014 T20	

ENGINE				
2.3 T5	Petrol	166	02/93-12/96	B 5234 FT

Engine	Information	S10	T10	T20 - T23	T22 - T25
All engines		7.0056			
All engines	+manual transmission		7.6036		
All engines	kit		7.6274K		
All engines	->ch. 172432, 169366, ->ch. 73164			7.1014 T20	

ENGINE				
2.3 T5 R	Petrol	176	04/96-10/96	B 5234 T2

Engine	Information	S10	T10	T20 - T23	T22 - T25
All engines		7.0056			
All engines	+manual transmission		7.6036		
All engines	kit		7.6274K		
All engines	->ch. 172432, 169366, ->ch. 73164			7.1014 T20	

ENGINE				
2.3 T5-R	Petrol	184	08/95-12/96	B 5234 T4

Engine	Information	S10	T10	T20 - T23	T22 - T25
All engines		7.0056			
All engines	+manual transmission		7.6036		
All engines	kit		7.6274K		
All engines	->ch. 172432, 169366, ->ch. 73164			7.1014 T20	

ENGINE				
2.3 Turbo R	Petrol	177	06/95-10/97	B 5234 T5

Engine	Information	S10	T10	T20 - T23	T22 - T25
All engines		7.0056			
All engines	+manual transmission		7.6036		
All engines	kit		7.6274K		
All engines	->ch. 172432, 169366, ->ch. 73164			7.1014 T20	

ENGINE				
2.4	Petrol	103	06/91-07/94	B 5252

Engine	Information	S10	T10	T20 - T23	T22 - T25
All engines		7.0056			
All engines	+manual transmission		7.6036		
All engines	kit		7.6274K		
All engines	->ch. 172432, 169366, ->ch. 73164			7.1014 T20	

ENGINE				
2.4	Petrol	106	08/94-12/96	B 5252 FS

Engine	Information	S10	T10	T20 - T23	T22 - T25
All engines		7.0056			
All engines	+manual transmission		7.6036		
All engines	kit		7.6274K		

S10 OIL PRESSURE WARNING LIGHT SWITCH	T10 REVERSING LIGHT SWITCH	T20 BRAKE LIGHT SWITCH
T22 SWITCH CLUTCH CONTROL (CRUISE CONTROL)	T23 SWITCH BRAKE ACTUATION (ENGINE TIMING)	T25 SWITCH CLUTCH CONTROL (ENGINE CONTROL)

FUNCTIONS ON THE VEHICLE

Vehicle	alim.	kW	Date	Engine	 S10	 T10	 T20 - T23	 T22 - T25
---------	-------	----	------	--------	---	---	--	---

				ENGINE
2.4	Petrol	106	08/94-12/96	B 5252 FS

Engine	Information	S10	T10	T20 - T23	T22 - T25
All engines	->ch. 172432, 169366, ->ch. 73164			7.1014 T20	

				ENGINE
2.4	Petrol	125	08/91-12/96	B 5254 S

Engine	Information	S10	T10	T20 - T23	T22 - T25
All engines		7.0056			
All engines	+manual transmission		7.6036		
All engines	kit		7.6274K		
All engines	->ch. 172432, 169366, ->ch. 73164			7.1014 T20	

				ENGINE
2.4 AWD	Petrol	142	04/96-12/96	B 5254 T

Engine	Information	S10	T10	T20 - T23	T22 - T25
All engines		7.0056			
All engines	+manual transmission		7.6036		
All engines	kit		7.6274K		
All engines	->ch. 172432, 169366, ->ch. 73164			7.1014 T20	

				ENGINE
2.4 GLE	Petrol	142	09/93-10/97	B 5254 T

Engine	Information	S10	T10	T20 - T23	T22 - T25
All engines		7.0056			
All engines	+manual transmission		7.6036		
All engines	kit		7.6274K		
All engines	->ch. 172432, 169366, ->ch. 73164			7.1014 T20	

				ENGINE
2.5 10V	Petrol	103	06/91-07/94	B 5252 FS

Engine	Information	S10	T10	T20 - T23	T22 - T25
All engines		7.0056			
All engines	+manual transmission		7.6036		
All engines	kit		7.6274K		
All engines	->ch. 172432, 169366, ->ch. 73164			7.1014 T20	

				ENGINE
2.5 10V	Petrol	106	08/94-12/97	B 5252 FS

Engine	Information	S10	T10	T20 - T23	T22 - T25
All engines		7.0056			
All engines	+manual transmission		7.6036		
All engines	kit		7.6274K		
All engines	->ch. 172432, 169366, ->ch. 73164			7.1014 T20	

				ENGINE
2.5 TDI	Diesel	103	08/95-12/96	D 5252 T

Engine	Information	S10	T10	T20 - T23	T22 - T25
All engines		7.0108			
All engines	+manual transmission		7.6036		
All engines	kit		7.6274K		
All engines	->ch. 172432, 169366, ->ch. 73164			7.1014 T20	

940 I

				ENGINE
2.0	Petrol	82	01/92-07/94	B 200 F




Engine	Information	S10	T10	T20 - T23	T22 - T25
All engines		7.0056			
All engines	+manual transmission, t.tnr. M47		7.6036		
All engines	kit		7.6274K		
All engines	MODEL TO:1994			7.1014 T20	

				ENGINE
2.0	Petrol	88	08/90-07/91	B 200 E

Engine	Information	S10	T10	T20 - T23	T22 - T25
All engines		7.0056		7.1014 T20	
All engines	+manual transmission, t.tnr. M47		7.6036		
All engines	kit		7.6274K		

S10	OIL PRESSURE WARNING LIGHT SWITCH	T10	REVERSING LIGHT SWITCH	T20	BRAKE LIGHT SWITCH
T22	SWITCH CLUTCH CONTROL (CRUISE CONTROL)	T23	SWITCH BRAKE ACTUATION (ENGINE TIMING)	T25	SWITCH CLUTCH CONTROL (ENGINE CONTROL)

FUNCTIONS ON THE VEHICLE

Vehicle	alim.	kW	Date	Engine	 S10	 T10	 T20 - T23	 T22 - T25
---------	-------	----	------	--------	---	---	--	---

ENGINE				
2.0	Petrol	89	09/90-09/93	B 200 E, B 200 G

Engine	Information	S10	T10	T20 - T23	T22 - T25
All engines		7.0056		7.1014 T20	
All engines	+manual transmission, t.tnr. M47		7.6036		
All engines	kit		7.6274K		

ENGINE				
2.0 GL	Petrol	103	09/90-04/92	B 204 E

Engine	Information	S10	T10	T20 - T23	T22 - T25
All engines		7.0056		7.1014 T20	
All engines	+manual transmission, t.tnr. M46		7.6036		
All engines	kit		7.6274K		

ENGINE				
2.0 Turbo	Petrol	114	08/90-07/95	B 200 FT

Engine	Information	S10	T10	T20 - T23	T22 - T25
All engines		7.0056			
All engines	+manual transmission, t.tnr. M46, M90		7.6036		
All engines	kit		7.6274K		
All engines	MODEL TO:1994			7.1014 T20	

ENGINE				
2.3	Petrol	114	08/90-07/91	B 234 F, B 234 G

Engine	Information	S10	T10	T20 - T23	T22 - T25
All engines		7.0056		7.1014 T20	
All engines	+manual transmission, t.tnr. M46, M47		7.6036		
All engines	kit		7.6274K		

ENGINE				
2.3	Petrol	84	08/91-07/94	B 230 F

Engine	Information	S10	T10	T20 - T23	T22 - T25
All engines		7.0056		7.1014 T20	
All engines	+manual transmission, t.tnr. M46, M47		7.6036		
All engines	kit		7.6274K		

ENGINE				
2.3	Petrol	85	08/92-07/94	B 230 FD

Engine	Information	S10	T10	T20 - T23	T22 - T25
All engines		7.0056		7.1014 T20	
All engines	+manual transmission, t.tnr. M46, M47		7.6036		
All engines	kit		7.6274K		

ENGINE				
2.3	Petrol	90	08/90-12/94	B 230 E

Engine	Information	S10	T10	T20 - T23	T22 - T25
All engines		7.0056		7.1014 T20	
All engines	+manual transmission, t.tnr. M46, M47		7.6036		
All engines	kit		7.6274K		

ENGINE				
2.3	Petrol	96	08/90-07/95	B 230 E, B 230 FB, B 230 G

Engine	Information	S10	T10	T20 - T23	T22 - T25
All engines		7.0056			
All engines	+manual transmission, t.tnr. M46, M47		7.6036		
All engines	kit		7.6274K		
All engines	MODEL TO:1994			7.1014 T20	

ENGINE				
2.3 16V	Petrol	114	08/90-07/92	B 234 G

Engine	Information	S10	T10	T20 - T23	T22 - T25
All engines		7.0056		7.1014 T20	
All engines	+manual transmission, t.tnr. M46		7.6036		
All engines	kit		7.6274K		

ENGINE				
2.3 Turbo	Petrol	121	08/90-07/94	B 230 FT, B 230 GT

Engine	Information	S10	T10	T20 - T23	T22 - T25
All engines		7.0056		7.1014 T20	
All engines	+manual transmission, t.tnr. M46, M47, t.tnr. M46, M90		7.6036		
All engines	kit		7.6274K		

S10	OIL PRESSURE WARNING LIGHT SWITCH	T10	REVERSING LIGHT SWITCH	T20	BRAKE LIGHT SWITCH
T22	SWITCH CLUTCH CONTROL (CRUISE CONTROL)	T23	SWITCH BRAKE ACTUATION (ENGINE TIMING)	T25	SWITCH CLUTCH CONTROL (ENGINE CONTROL)

FUNCTIONS ON THE VEHICLE

Vehicle	alim.	kW	Date	Engine	 S10	 T10	 T20 - T23	 T22 - T25
---------	-------	----	------	--------	---	---	--	---

				ENGINE
2.4 D	Diesel	60	08/90-07/95	D 24

Engine	Information	S10	T10	T20 - T23	T22 - T25
All engines		7.0008		7.1014 T20	
All engines	+manual transmission, t.tnr. M47		7.6036		
All engines	kit		7.6274K		

				ENGINE
2.4 TD Intercooler	Diesel	90	08/90-12/94	D 24 TIC

Engine	Information	S10	T10	T20 - T23	T22 - T25
All engines		7.0008		7.1014 T20	
All engines	+manual transmission, t.tnr. M46		7.6036		
All engines	kit		7.6274K		

				ENGINE
2.4 Turbo Diesel	Diesel	80	08/90-12/94	D 24 T

Engine	Information	S10	T10	T20 - T23	T22 - T25
All engines		7.0008		7.1014 T20	
All engines	+manual transmission, t.tnr. M46		7.6036		
All engines	kit		7.6274K		

940 II

				ENGINE
2.0 GLT	Petrol	139	10/94-05/97	B 200 GT

Engine	Information	S10	T10	T20 - T23	T22 - T25
All engines		7.0056			
All engines	+manual transmission, t.tnr. M90		7.6036		
All engines	kit		7.6274K		

				ENGINE
2.0 Turbo	Petrol	114	04/96-10/98	B 200 FT

Engine	Information	S10	T10	T20 - T23	T22 - T25
All engines		7.0056			
All engines	+manual transmission, t.tnr. M90		7.6036		
All engines	kit		7.6274K		

				ENGINE
2.3	Petrol	113	10/94-05/97	B 230 GK

Engine	Information	S10	T10	T20 - T23	T22 - T25
All engines	+manual transmission, t.tnr. M90		7.6036		
All engines	kit		7.6274K		

				ENGINE
2.3	Petrol	85	08/94-07/95	B 230 FD

Engine	Information	S10	T10	T20 - T23	T22 - T25
All engines		7.0056			
All engines	+manual transmission, t.tnr. M46, M47		7.6036		
All engines	kit		7.6274K		
All engines	MODEL TO:1994			7.1014 T20	

				ENGINE
2.3 ti	Petrol	99	01/95-10/98	B 230 FK

Engine	Information	S10	T10	T20 - T23	T22 - T25
All engines		7.0056			
All engines	+manual transmission		7.6036		
All engines	kit		7.6274K		

				ENGINE
2.3 Turbo	Petrol	104	01/95-10/98	B 230 GK

Engine	Information	S10	T10	T20 - T23	T22 - T25
All engines	+manual transmission, t.tnr. M46, M90		7.6036		
All engines	kit		7.6274K		

				ENGINE
2.3 Turbo	Petrol	121	08/94-10/98	B 230 FT

Engine	Information	S10	T10	T20 - T23	T22 - T25
All engines		7.0056			
All engines	+manual transmission, t.tnr. M46, M90		7.6036		
All engines	kit		7.6274K		
All engines	MODEL TO:1994			7.1014 T20	

S10 OIL PRESSURE WARNING LIGHT SWITCH	T10 REVERSING LIGHT SWITCH	T20 BRAKE LIGHT SWITCH
T22 SWITCH CLUTCH CONTROL (CRUISE CONTROL)	T23 SWITCH BRAKE ACTUATION (ENGINE TIMING)	T25 SWITCH CLUTCH CONTROL (ENGINE CONTROL)

FUNCTIONS ON THE VEHICLE

Vehicle	alim.	kW	Date	Engine	 S10	 T10	 T20 - T23	 T22 - T25
---------	-------	----	------	--------	---	---	--	---

				ENGINE
2.3 Turbo	Petrol	126	01/95-12/98	B 230 FT

Engine	Information	S10	T10	T20 - T23	T22 - T25
All engines		7.0056			
All engines	+manual transmission, t.tnr. M46, M90		7.6036		
All engines	kit		7.6274K		
All engines	MODEL TO:1994			7.1014 T20	

				ENGINE
2.4 TD Interc.	Diesel	90	08/94-10/98	D 24 TIC

Engine	Information	S10	T10	T20 - T23	T22 - T25
All engines		7.0008			
All engines	+manual transmission, t.tnr. M46, M90		7.6036		
All engines	kit		7.6274K		
All engines	MODEL TO:1994			7.1014 T20	

				ENGINE
960 I				
2.0	Petrol	140	08/90-09/93	B 204 FT

Engine	Information	S10	T10	T20 - T23	T22 - T25
All engines		7.0056		7.1014 T20	
All engines	+manual transmission, t.tnr. M46		7.6036		
All engines	kit		7.6274K		

				ENGINE
2.3	Petrol	121	08/90-07/94	B 230 GT

Engine	Information	S10	T10	T20 - T23	T22 - T25
All engines		7.0056		7.1014 T20	
All engines	+manual transmission, t.tnr. M46		7.6036		
All engines	kit		7.6274K		

				ENGINE
2.3 Turbo	Petrol	121	09/90-08/93	B 230 FT

Engine	Information	S10	T10	T20 - T23	T22 - T25
All engines		7.0056		7.1014 T20	
All engines	+manual transmission, t.tnr. M46		7.6036		
All engines	kit		7.6274K		

				ENGINE
2.4 TD Interc.	Diesel	85	09/91-07/94	D 24 TIC

Engine	Information	S10	T10	T20 - T23	T22 - T25
All engines		7.0008		7.1014 T20	
All engines	+manual transmission, t.tnr. M46		7.6036		
All engines	kit		7.6274K		

				ENGINE
2.8 GL	Petrol	108	09/90-05/92	B 280 F

Engine	Information	S10	T10	T20 - T23	T22 - T25
All engines				7.1014 T20	

				ENGINE
2.8 GL	Petrol	115	09/90-05/92	B 280 E

Engine	Information	S10	T10	T20 - T23	T22 - T25
All engines				7.1014 T20	

				ENGINE
2.9	Petrol	150	08/90-07/94	B 6304 F, B 6304 FS, B 6304 G, B 6304 S

Engine	Information	S10	T10	T20 - T23	T22 - T25
All engines		7.0056		7.1014 T20	

				ENGINE
960 II				
2.5	Petrol	125	07/94-12/96	B 6254 S

Engine	Information	S10	T10	T20 - T23	T22 - T25
All engines		7.0056			
All engines	+manual transmission		7.6036		
All engines	kit		7.6274K		

S10	OIL PRESSURE WARNING LIGHT SWITCH	T10	REVERSING LIGHT SWITCH	T20	BRAKE LIGHT SWITCH
T22	SWITCH CLUTCH CONTROL (CRUISE CONTROL)	T23	SWITCH BRAKE ACTUATION (ENGINE TIMING)	T25	SWITCH CLUTCH CONTROL (ENGINE CONTROL)

Vehicle	alim.	kW	Date	Engine	 S10	 T10	 T20 - T23	 T22 - T25
---------	-------	----	------	--------	---	---	--	---

ENGINE				
2.9	Petrol	150	07/94-12/96	B 6304 S

Engine	Information	S10	T10	T20 - T23	T22 - T25
All engines		7.0056			

C30

ENGINE				
1.6	Petrol	74	10/06-12/12	B 4164 S3

Engine	Information	S10	T10	T20 - T23	T22 - T25
All engines		7.0146	7.6212		7.1271 T22
All engines	COL:black			7.1231 T20	
All engines	Conn. nr. 2				7.1221 T25

ENGINE				
1.6 D	Diesel	80	10/06-12/12	D 4164 T

Engine	Information	S10	T10	T20 - T23	T22 - T25
All engines		7.0130	7.6242		7.1271 T22
All engines	with mounting parts		7.6276K		
All engines	COL:black			7.1231 T20	
All engines	Conn. nr. 2				7.1221 T25

ENGINE				
1.6 D2	Diesel	84	10/10-12/12	D 4162 T

Engine	Information	S10	T10	T20 - T23	T22 - T25
All engines		7.0130	7.6267	7.1245 T20	7.1271 T22
All engines	Conn. nr. 2				7.1221 T25

ENGINE				
1.8	Petrol	92	10/06-12/12	B 4184 S11

Engine	Information	S10	T10	T20 - T23	T22 - T25
All engines		7.0146	7.6242		7.1271 T22
All engines	COL:black			7.1231 T20	
All engines	Conn. nr. 2				7.1221 T25

ENGINE				
1.8 FlexFuel	Petrol/ Ethanol	92	01/07-12/12	B 4184 S8

Engine	Information	S10	T10	T20 - T23	T22 - T25
All engines		7.0146	7.6242		7.1271 T22
All engines	COL:black			7.1231 T20	
All engines	Conn. nr. 2				7.1221 T25

ENGINE				
2.0	Petrol	107	10/06-12/12	B 4204 S3

Engine	Information	S10	T10	T20 - T23	T22 - T25
All engines		7.0146	7.6242		7.1271 T22
All engines	COL:black			7.1231 T20	
All engines	Conn. nr. 2				7.1221 T25

ENGINE				
2.0 D	Diesel	100	10/06-12/12	D 4204 T

Engine	Information	S10	T10	T20 - T23	T22 - T25
All engines		7.0130	7.6267		7.1271 T22
All engines	COL:black			7.1231 T20	
All engines	Conn. nr. 2				7.1221 T25

ENGINE				
2.0 FlexFuel	Petrol/ Ethanol	107	01/10-12/12	B 4204 S4




Engine	Information	S10	T10	T20 - T23	T22 - T25
All engines		7.0146	7.6242		7.1271 T22
All engines	COL:black			7.1231 T20	
All engines	Conn. nr. 2				7.1221 T25

ENGINE				
2.4 i	Petrol	125	10/06-12/12	B 5244 S4

Engine	Information	S10	T10	T20 - T23	T22 - T25
All engines	COL:black, spanner size 24, switch press. 0.5 bar, thread M14x1.5	7.0056			
All engines	Conn. nr. 2, without mounting parts		7.6272		
All engines	COL:black			7.1231 T20	
All engines	Conn. nr. 2				7.1221 T25

S10 OIL PRESSURE WARNING LIGHT SWITCH	T10 REVERSING LIGHT SWITCH	T20 BRAKE LIGHT SWITCH
T22 SWITCH CLUTCH CONTROL (CRUISE CONTROL)	T23 SWITCH BRAKE ACTUATION (ENGINE TIMING)	T25 SWITCH CLUTCH CONTROL (ENGINE CONTROL)

FUNCTIONS ON THE VEHICLE

Vehicle	alim.	kW	Date	Engine	 S10	 T10	 T20 - T23	 T22 - T25	
ENGINE									
2.4 i	Petrol	125	10/06-12/12	B 5244 S4					
Engine	Information			S10	T10	T20 - T23	T22 - T25		
All engines							7.1271	T22	
ENGINE									
2.5 T5	Petrol	184	03/12-12/13	B 5254 T7					
Engine	Information			S10	T10	T20 - T23	T22 - T25		
All engines	COL:black, spanner size 24, switch press. 0.5 bar, thread M14x1.5			7.0056					
All engines	COL:black					7.1231	T20		
ENGINE									
D3	Diesel	110	10/10-12/12	D 5204 T5					
Engine	Information			S10	T10	T20 - T23	T22 - T25		
All engines	Conn. nr. 2, without mounting parts				7.6272				
All engines	with mounting parts				7.6274K				
All engines						7.1245	T20	7.1271 T22	
ENGINE									
D4	Diesel	130	10/10-12/12	D 5204 T					
Engine	Information			S10	T10	T20 - T23	T22 - T25		
All engines	Conn. nr. 2, without mounting parts				7.6272				
All engines	with mounting parts				7.6274K				
All engines						7.1245	T20	7.1271 T22	
ENGINE									
D5	Diesel	120	10/06-12/12	D 5244 T9					
Engine	Information			S10	T10	T20 - T23	T22 - T25		
All engines	COL:black, spanner size 24, switch press. 0.5 bar, thread M14x1.5			7.0056					
All engines	COL:black					7.1231	T20		
ENGINE									
D5	Diesel	132	10/06-12/12	D 5244 T13, D 5244 T8					
Engine	Information			S10	T10	T20 - T23	T22 - T25		
All engines	COL:black, spanner size 24, switch press. 0.5 bar, thread M14x1.5			7.0056					
Eng. D 5244 T13	Conn. nr. 2, without mounting parts				7.6272				
Eng. D 5244 T13	with mounting parts				7.6274K				
All engines	COL:black					7.1231	T20		
Eng. D 5244 T13								7.1271 T22	
ENGINE									
Electric	Electric	82	12/10-12/12	E400V1					
Engine	Information			S10	T10	T20 - T23	T22 - T25		
All engines	COL:black					7.1231	T20		
ENGINE									
T5	Petrol	162	10/06-12/12	B 5254 T3					
Engine	Information			S10	T10	T20 - T23	T22 - T25		
All engines	COL:black, spanner size 24, switch press. 0.5 bar, thread M14x1.5			7.0056					
All engines	Conn. nr. 2, without mounting parts				7.6272				
All engines	with mounting parts				7.6274K				
All engines	COL:black					7.1231	T20		
All engines	Conn. nr. 2							7.1221 T25	
All engines								7.1271 T22	
ENGINE									
T5	Petrol	169	03/07-12/12	B 5254 T7					
Engine	Information			S10	T10	T20 - T23	T22 - T25		
All engines	COL:black, spanner size 24, switch press. 0.5 bar, thread M14x1.5			7.0056					
All engines	Conn. nr. 2, without mounting parts				7.6272				
All engines	with mounting parts				7.6274K				
All engines	COL:black					7.1231	T20		
All engines	Conn. nr. 2							7.1221 T25	
All engines								7.1271 T22	

S10	OIL PRESSURE WARNING LIGHT SWITCH	T10	REVERSING LIGHT SWITCH	T20	BRAKE LIGHT SWITCH
T22	SWITCH CLUTCH CONTROL (CRUISE CONTROL)	T23	SWITCH BRAKE ACTUATION (ENGINE TIMING)	T25	SWITCH CLUTCH CONTROL (ENGINE CONTROL)

FUNCTIONS ON THE VEHICLE

Vehicle	alim.	kW	Date	Engine	 S10	 T10	 T20 - T23	 T22 - T25
---------	-------	----	------	--------	---	---	--	---

C70 I

				ENGINE
2.0	Petrol	132	03/97-09/02	B 5204 T2

Engine	Information	S10	T10	T20 - T23	T22 - T25
All engines	COL:black, spanner size 24, switch press. 0.5 bar, thread M14x1.5	7.0056			
All engines	Conn. nr. 2, without mounting parts		7.6272		

				ENGINE
2.0 T	Petrol	120	03/00-10/05	B 5204 T4

Engine	Information	S10	T10	T20 - T23	T22 - T25
All engines	COL:black, spanner size 24, switch press. 0.5 bar, thread M14x1.5	7.0056			
All engines	Conn. nr. 2, without mounting parts		7.6272		

				ENGINE
2.0 T	Petrol	166	03/97-09/02	B 5204 T3

Engine	Information	S10	T10	T20 - T23	T22 - T25
All engines	COL:black, spanner size 24, switch press. 0.5 bar, thread M14x1.5	7.0056			
All engines	Conn. nr. 2, without mounting parts		7.6272		

				ENGINE
2.0 T5	Petrol	132	03/98-12/98	B 5204 T2

Engine	Information	S10	T10	T20 - T23	T22 - T25
All engines	COL:black, spanner size 24, switch press. 0.5 bar, thread M14x1.5	7.0056			
All engines	Conn. nr. 2, without mounting parts		7.6272		

				ENGINE
2.0 T5	Petrol	166	03/98-08/00	B 5204 T3

Engine	Information	S10	T10	T20 - T23	T22 - T25
All engines	COL:black, spanner size 24, switch press. 0.5 bar, thread M14x1.5	7.0056			
All engines	Conn. nr. 2, without mounting parts		7.6272		

				ENGINE
2.3 T5	Petrol	176	03/98-10/05	B 5234 T3

Engine	Information	S10	T10	T20 - T23	T22 - T25
All engines	COL:black, spanner size 24, switch press. 0.5 bar, thread M14x1.5	7.0056			
All engines	Conn. nr. 2, without mounting parts		7.6272		

				ENGINE
2.3 T5	Petrol	180	07/02-10/05	B 5234 T9

Engine	Information	S10	T10	T20 - T23	T22 - T25
All engines	COL:black, spanner size 24, switch press. 0.5 bar, thread M14x1.5	7.0056			
All engines	Conn. nr. 2, without mounting parts		7.6272		

				ENGINE
2.3 T-5	Petrol	176	03/97-09/02	B 5234 T3

Engine	Information	S10	T10	T20 - T23	T22 - T25
All engines	COL:black, spanner size 24, switch press. 0.5 bar, thread M14x1.5	7.0056			
All engines	Conn. nr. 2, without mounting parts		7.6272		

				ENGINE
2.4	Petrol	103	03/99-07/00	B 5244 S

Engine	Information	S10	T10	T20 - T23	T22 - T25
All engines		7.0056	7.6272		
All engines	kit		7.6274K		

				ENGINE
2.4	Petrol	121	03/99-09/02	B 5254 S, B5254SDENS





Engine	Information	S10	T10	T20 - T23	T22 - T25
All engines	COL:black, spanner size 24, switch press. 0.5 bar, thread M14x1.5	7.0056			
All engines	Conn. nr. 2, without mounting parts		7.6272		
Eng. B 5254 S	kit		7.6274K		

				ENGINE
2.4	Petrol	125	06/98-10/05	B 5244 S, B 5254 S

Engine	Information	S10	T10	T20 - T23	T22 - T25
All engines	COL:black, spanner size 24, switch press. 0.5 bar, thread M14x1.5	7.0056			
All engines	Conn. nr. 2, without mounting parts		7.6272		
All engines	kit, with mounting parts		7.6274K		

S10 OIL PRESSURE WARNING LIGHT SWITCH	T10 REVERSING LIGHT SWITCH	T20 BRAKE LIGHT SWITCH
T22 SWITCH CLUTCH CONTROL (CRUISE CONTROL)	T23 SWITCH BRAKE ACTUATION (ENGINE TIMING)	T25 SWITCH CLUTCH CONTROL (ENGINE CONTROL)

FUNCTIONS ON THE VEHICLE

Vehicle	alim.	kW	Date	Engine	 S10	 T10	 T20 - T23	 T22 - T25	
ENGINE									
2.4 T	Petrol	142	03/97-10/05	B 5244 T, B 5254 T					
Engine	Information			S10	T10	T20 - T23	T22 - T25		
All engines	COL:black, spanner size 24, switch press. 0.5 bar, thread M14x1.5			7.0056					
All engines	Conn. nr. 2, without mounting parts				7.6272				
Eng. B 5254 T	kit				7.6274K				
ENGINE									
2.4 T	Petrol	147	07/02-10/05	B 5244 T7					
Engine	Information			S10	T10	T20 - T23	T22 - T25		
All engines	COL:black, spanner size 24, switch press. 0.5 bar, thread M14x1.5			7.0056					
All engines	Conn. nr. 2, without mounting parts				7.6272				
ENGINE									
2.4 T5	Petrol	142	03/98-10/05	B 5244 T					
Engine	Information			S10	T10	T20 - T23	T22 - T25		
All engines	COL:black, spanner size 24, switch press. 0.5 bar, thread M14x1.5			7.0056					
All engines	Conn. nr. 2, without mounting parts				7.6272				
C70 II									
ENGINE									
2.0 D	Diesel	100	01/08-10/09	D 4204 T					
Engine	Information			S10	T10	T20 - T23	T22 - T25		
All engines				7.0130	7.6267	7.1245 T20	7.1271	T22	
All engines	Conn. nr. 2						7.1221	T25	
ENGINE									
2.4	Petrol	103	03/06-10/09	B 5244 S5					
Engine	Information			S10	T10	T20 - T23	T22 - T25		
All engines	COL:black, spanner size 24, switch press. 0.5 bar, thread M14x1.5			7.0056					
All engines	Conn. nr. 2, without mounting parts				7.6272				
All engines	COL:black					7.1231 T20			
All engines	Conn. nr. 2						7.1221	T25	
All engines							7.1271	T22	
ENGINE									
2.4 D	Diesel	120	03/07-06/13	D 5244 T9					
Engine	Information			S10	T10	T20 - T23	T22 - T25		
All engines	COL:black, spanner size 24, switch press. 0.5 bar, thread M14x1.5			7.0056					
All engines	COL:black					7.1231 T20			
ENGINE									
2.4 i	Petrol	125	03/06-10/09	B 5244 S4					
Engine	Information			S10	T10	T20 - T23	T22 - T25		
All engines	COL:black, spanner size 24, switch press. 0.5 bar, thread M14x1.5			7.0056					
All engines	Conn. nr. 2, without mounting parts				7.6272				
All engines	COL:black					7.1231 T20			
All engines	Conn. nr. 2						7.1221	T25	
All engines							7.1271	T22	
ENGINE									
D3	Diesel	110	10/10-06/13	D 5204 T5					
Engine	Information			S10	T10	T20 - T23	T22 - T25		
All engines	Conn. nr. 2, without mounting parts				7.6272				
All engines	with mounting parts				7.6274K				
All engines						7.1245 T20	7.1271	T22	
All engines	Conn. nr. 2						7.1221	T25	
ENGINE									
D4	Diesel	130	10/10-06/13	D 5204 T					
Engine	Information			S10	T10	T20 - T23	T22 - T25		
All engines	Conn. nr. 2, without mounting parts				7.6272				
All engines	with mounting parts				7.6274K				
All engines						7.1245 T20	7.1271	T22	
All engines	Conn. nr. 2						7.1221	T25	

S10	OIL PRESSURE WARNING LIGHT SWITCH	T10	REVERSING LIGHT SWITCH	T20	BRAKE LIGHT SWITCH
T22	SWITCH CLUTCH CONTROL (CRUISE CONTROL)	T23	SWITCH BRAKE ACTUATION (ENGINE TIMING)	T25	SWITCH CLUTCH CONTROL (ENGINE CONTROL)

FUNCTIONS ON THE VEHICLE

Vehicle	alim.	kW	Date	Engine	 S10	 T10	 T20 - T23	 T22 - T25
---------	-------	----	------	--------	---	---	--	---

ENGINE				
D5	Diesel	132	03/06-06/13	D 5244 T13, D 5244 T8

Engine	Information	S10	T10	T20 - T23	T22 - T25
Eng. D 5244 T8	COL:black, spanner size 24, switch press. 0.5 bar, thread M14x1.5	7.0056			
Eng. D 5244 T13			7.6272		
All engines	COL:black			7.1231 T20	
Eng. D 5244 T13	with control switch				7.1271 T22

ENGINE				
T5	Petrol	162	03/06-02/07	B 5254 T3

Engine	Information	S10	T10	T20 - T23	T22 - T25
All engines	COL:black, spanner size 24, switch press. 0.5 bar, thread M14x1.5	7.0056			
All engines	Conn. nr. 2, without mounting parts		7.6272		
All engines	with mounting parts		7.6274K		
All engines	COL:black			7.1231 T20	
All engines	Conn. nr. 2				7.1221 T25
All engines					7.1271 T22

ENGINE				
T5	Petrol	169	03/07-10/09	B 5254 T3, B 5254 T7

Engine	Information	S10	T10	T20 - T23	T22 - T25
All engines	COL:black, spanner size 24, switch press. 0.5 bar, thread M14x1.5	7.0056			
All engines	Conn. nr. 2, without mounting parts		7.6272		
All engines	with mounting parts		7.6274K		
All engines	COL:black			7.1231 T20	
All engines	Conn. nr. 2				7.1221 T25
All engines					7.1271 T22

ENGINE				
1.6	Petrol	77	09/95-08/99	B 4164 S

Engine	Information	S10	T10	T20 - T23	T22 - T25
All engines	COL:black, spanner size 24, switch press. 0.5 bar, thread M14x1.5	7.0056			
All engines			7.6096		
All engines	->ch. 305380, RHD			7.1075 T20	

ENGINE				
1.6	Petrol	80	03/99-12/03	B 4164 S2

Engine	Information	S10	T10	T20 - T23	T22 - T25
All engines	COL:black, spanner size 24, switch press. 0.5 bar, thread M14x1.5	7.0056			
All engines			7.6096		
All engines	->ch. 305380, RHD			7.1075 T20	

ENGINE				
1.8	Petrol	85	07/95-12/03	B 4184 S, B 4184 S2, B 4184 S3

Engine	Information	S10	T10	T20 - T23	T22 - T25
All engines	COL:black, spanner size 24, switch press. 0.5 bar, thread M14x1.5	7.0056			
Eng. B 4184 S3	COL:grey	7.0151			
All engines	t.tnr. M5P		7.6096		
Eng. B 4184 S3	t.tnr. M56		7.6274K		
All engines	->ch. 305380, LHD, NOT FOR:(J), pole nr. 2, RHD			7.1075 T20	

ENGINE				
1.8	Petrol	90	03/99-12/03	B 4184 S2, B 4184 S9





Engine	Information	S10	T10	T20 - T23	T22 - T25
All engines	COL:black, spanner size 24, switch press. 0.5 bar, thread M14x1.5	7.0056			
Eng. B 4184 S9	COL:grey	7.0151			
All engines			7.6096		
All engines	->ch. 305380, pole nr. 2, RHD			7.1075 T20	

ENGINE				
1.8 16V	Petrol	90	08/00->	B 4184 S10

Engine	Information	S10	T10	T20 - T23	T22 - T25
All engines	COL:black	7.0056			
All engines	COL:grey	7.0151			
All engines			7.6096		

S10 OIL PRESSURE WARNING LIGHT SWITCH	T10 REVERSING LIGHT SWITCH	T20 BRAKE LIGHT SWITCH
T22 SWITCH CLUTCH CONTROL (CRUISE CONTROL)	T23 SWITCH BRAKE ACTUATION (ENGINE TIMING)	T25 SWITCH CLUTCH CONTROL (ENGINE CONTROL)

FUNCTIONS ON THE VEHICLE

Vehicle	alim.	kW	Date	Engine	 S10	 T10	 T20 - T23	 T22 - T25
ENGINE								
1.8 BluFuel	CNG	85	06/01-12/04	B 4184 S10				
Engine	Information			S10	T10	T20 - T23	T22 - T25	
All engines	COL:black, spanner size 24, switch press. 0.5 bar, thread M14x1.5			7.0056				
All engines					7.6096			
ENGINE								
1.8 i	Petrol	90	06/01-12/03	B 4184 SJ				
Engine	Information			S10	T10	T20 - T23	T22 - T25	
All engines	COL:black, spanner size 24, switch press. 0.5 bar, thread M14x1.5			7.0056				
All engines	spanner size 22, thread M14x1.5				7.6084			
All engines	->ch. 305380, RHD					7.1075	T20	
ENGINE								
1.8 i	Petrol	92	03/98-12/03	B 4184 SM				
Engine	Information			S10	T10	T20 - T23	T22 - T25	
All engines	COL:black, spanner size 24, switch press. 0.5 bar, thread M14x1.5			7.0056				
All engines	spanner size 22, thread M14x1.5				7.6084			
All engines	->ch. 305380, LHD, NOT FOR:(J), RHD					7.1075	T20	
ENGINE								
1.8 LPG	Petrol/ Petro- leum Gas (LPG)	90	03/99-12/04	B 4184 S9				
Engine	Information			S10	T10	T20 - T23	T22 - T25	
All engines	COL:black, spanner size 24, switch press. 0.5 bar, thread M14x1.5			7.0056				
All engines					7.6096			
All engines	->ch. 305380					7.1075	T20	
ENGINE								
1.9 DI	Diesel	70	03/99-07/00	D 4192 T2				
Engine	Information			S10	T10	T20 - T23	T22 - T25	
All engines				7.0076	7.6096			
All engines	->ch. 305380, RHD					7.1075	T20	
ENGINE								
1.9 DI	Diesel	75	07/00-12/03	D 4192 T4				
Engine	Information			S10	T10	T20 - T23	T22 - T25	
All engines				7.0076				
All engines	Conn. nr. 2, without mounting parts				7.6272			
All engines	->ch. 305380, RHD					7.1075	T20	
ENGINE								
1.9 DI	Diesel	85	07/00-12/03	D 4192 T3				
Engine	Information			S10	T10	T20 - T23	T22 - T25	
All engines				7.0076				
All engines	Conn. nr. 2, without mounting parts				7.6272			
All engines	->ch. 305380					7.1075	T20	
ENGINE								
1.9 T4	Petrol	147	05/97-07/00	B 4194 T, B 4194 T2				
Engine	Information			S10	T10	T20 - T23	T22 - T25	
All engines	COL:black, spanner size 24, switch press. 0.5 bar, thread M14x1.5			7.0056				
All engines	Conn. nr. 2, without mounting parts				7.6272			
All engines	->ch. 305380, RHD					7.1075	T20	
ENGINE								
1.9 TD	Diesel	66	07/95-08/99	D 4192 T				
Engine	Information			S10	T10	T20 - T23	T22 - T25	
All engines	COL:milk white, spanner size 21, switch press. 0.5 bar, thread M18x1.5			7.0075				
All engines					7.6096			
All engines	->ch. 305380, LHD, NOT FOR:(J), RHD					7.1075	T20	
ENGINE								
2.0	Petrol	100	07/95-12/03	B 4204 S, B 4204 S2				
Engine	Information			S10	T10	T20 - T23	T22 - T25	
All engines	COL:black, spanner size 24, switch press. 0.5 bar, thread M14x1.5			7.0056				
All engines	spanner size 22, t.nr. M5M42, thread M14x1.5				7.6084			

S10 OIL PRESSURE WARNING LIGHT SWITCH	T10 REVERSING LIGHT SWITCH	T20 BRAKE LIGHT SWITCH
T22 SWITCH CLUTCH CONTROL (CRUISE CONTROL)	T23 SWITCH BRAKE ACTUATION (ENGINE TIMING)	T25 SWITCH CLUTCH CONTROL (ENGINE CONTROL)

FUNCTIONS ON THE VEHICLE

Vehicle	alim.	kW	Date	Engine	 S10	 T10	 T20 - T23	 T22 - T25
---------	-------	----	------	--------	---	---	--	---

ENGINE				
2.0	Petrol	100	07/95-12/03	B 4204 S, B 4204 S2

Engine	Information	S10	T10	T20 - T23	T22 - T25
All engines	t.tnr. M3P/M5P/M5D		7.6096		
All engines	Conn. nr. 2, without mounting parts		7.6272		
All engines	->ch. 305380, LHD, NOT FOR:(J), production date -> 1998			7.1075	T20

ENGINE				
2.0	Petrol	103	07/95-08/99	B 4204 S

Engine	Information	S10	T10	T20 - T23	T22 - T25
All engines	COL:black, spanner size 24, switch press. 0.5 bar, thread M14x1.5	7.0056			
All engines			7.6096		
All engines	->ch. 305380, LHD, NOT FOR:(J), RHD			7.1075	T20

ENGINE				
2.0 T	Petrol	118	10/97-12/03	B 4204 T

Engine	Information	S10	T10	T20 - T23	T22 - T25
All engines	COL:black, spanner size 24, switch press. 0.5 bar, thread M14x1.5	7.0056			
All engines	Conn. nr. 2, without mounting parts		7.6272		
All engines	->ch. 305380, LHD, NOT FOR:(J), RHD			7.1075	T20

ENGINE				
2.0 T	Petrol	120	06/01-12/03	B 4204 T3

Engine	Information	S10	T10	T20 - T23	T22 - T25
All engines	COL:black, spanner size 24, switch press. 0.5 bar, thread M14x1.5	7.0056			
All engines	Conn. nr. 2, without mounting parts		7.6272		
All engines	->ch. 305380, RHD			7.1075	T20

ENGINE				
2.0 T	Petrol	121	07/00-06/01	B 4204 T2, B 4204 T3

Engine	Information	S10	T10	T20 - T23	T22 - T25
All engines	COL:black, spanner size 24, switch press. 0.5 bar, thread M14x1.5	7.0056			
All engines	Conn. nr. 2, without mounting parts		7.6272		
All engines	->ch. 305380, RHD			7.1075	T20

ENGINE				
2.0 T4	Petrol	147	07/00-12/03	B 4204 T5

Engine	Information	S10	T10	T20 - T23	T22 - T25
All engines	COL:black, spanner size 24, switch press. 0.5 bar, thread M14x1.5	7.0056			
All engines	Conn. nr. 2, without mounting parts		7.6272		
All engines	->ch. 305380, RHD			7.1075	T20

S40 II

ENGINE				
1.6	Petrol	74	01/05-12/12	B 4164 S3

Engine	Information	S10	T10	T20 - T23	T22 - T25
All engines		7.0146	7.6212		7.1221 T22
All engines	COL:black			7.1231	T20
All engines	with control switch				7.1271 T22

ENGINE				
1.6 D	Diesel	81	01/05-12/12	D 4164 T

Engine	Information	S10	T10	T20 - T23	T22 - T25
All engines		7.0130	7.6242		7.1221 T22
All engines	COL:black			7.1231	T20
All engines	with control switch				7.1271 T22

ENGINE				
1.6 D2	Diesel	84	10/10-12/12	D 4162 T

Engine	Information	S10	T10	T20 - T23	T22 - T25
All engines		7.0130		7.1245	T20 7.1221 T22
All engines	t.nr. IB5		7.6212		
All engines	t.nr. MTX75		7.6242		
All engines	t.nr. MMT6		7.6267		
All engines	with control switch				7.1271 T22

S10	OIL PRESSURE WARNING LIGHT SWITCH	T10	REVERSING LIGHT SWITCH	T20	BRAKE LIGHT SWITCH
T22	SWITCH CLUTCH CONTROL (CRUISE CONTROL)	T23	SWITCH BRAKE ACTUATION (ENGINE TIMING)	T25	SWITCH CLUTCH CONTROL (ENGINE CONTROL)

FUNCTIONS ON THE VEHICLE

Vehicle	alim.	kW	Date	Engine	 S10	 T10	 T20 - T23	 T22 - T25
---------	-------	----	------	--------	---	---	--	---

ENGINE				
1.8	Petrol	92	04/04-12/10	B 4184 S11

Engine	Information	S10	T10	T20 - T23	T22 - T25
All engines		7.0146			7.1221 T22
All engines	ch. 252750 ->		7.6242		
All engines	->ch. 252749, with mounting parts		7.6276K		
All engines	COL:black			7.1231 T20	
All engines	with control switch				7.1271 T22

ENGINE				
1.8 FlexFuel	Petrol/ Ethanol	92	01/06-12/10	B 4184 S8

Engine	Information	S10	T10	T20 - T23	T22 - T25
All engines		7.0146			7.1221 T22
All engines	ch. 252750 ->		7.6242		
All engines	->ch. 252749, with mounting parts		7.6276K		
All engines	COL:black			7.1231 T20	
All engines	with control switch				7.1271 T22

ENGINE				
2.0	Petrol	107	10/06-12/12	B 4204 S3

Engine	Information	S10	T10	T20 - T23	T22 - T25
All engines		7.0146			7.1221 T22
All engines	ch. 252750 ->		7.6242		
All engines	->ch. 252749, with mounting parts		7.6276K		
All engines	COL:black			7.1231 T20	
All engines	with control switch				7.1271 T22

ENGINE				
2.0 CDI	Diesel	98	07/05-12/06	D 4204 T2

Engine	Information	S10	T10	T20 - T23	T22 - T25
All engines		7.0130	7.6267		7.1271 T22
All engines	COL:black			7.1231 T20	
All engines	Conn. nr. 2				7.1221 T25

ENGINE				
2.0 D	Diesel	100	01/04-12/10	D 4204 T

Engine	Information	S10	T10	T20 - T23	T22 - T25
All engines		7.0130			
All engines	man 6 speed		7.6267		
All engines	Conn. nr. 2, man 5 speed, without mounting parts		7.6272		
All engines	COL:black			7.1231 T20	
All engines	t.nnr. MMT6				7.1221 T22
All engines	with control switch				7.1271 T22

ENGINE				
2.0 D4	Diesel	96	07/05-12/12	D 4204 T2

Engine	Information	S10	T10	T20 - T23	T22 - T25
All engines		7.0130		7.1231 T20	7.1221 T22
All engines	ch. 258972 ->		7.6267		
All engines	->ch. 258971		7.6275K		
All engines	with control switch				7.1271 T22

ENGINE				
2.0 F	Petrol/ Ethanol	107	10/09-12/12	B 4204 S4

Engine	Information	S10	T10	T20 - T23	T22 - T25
All engines		7.0146			7.1221 T22
All engines	ch. 252750 ->		7.6242		
All engines	->ch. 252749, with mounting parts		7.6276K		
All engines	COL:black			7.1231 T20	
All engines	with control switch				7.1271 T22

ENGINE				
2.4	Petrol	103	01/04-12/10	B 5244 S5

Engine	Information	S10	T10	T20 - T23	T22 - T25
All engines	COL:black, spanner size 24, switch press. 0.5 bar, thread M14x1.5	7.0056			
All engines	Conn. nr. 2, without mounting parts		7.6272		
All engines	COL:black			7.1231 T20	
All engines	with control switch				7.1271 T22

S10	OIL PRESSURE WARNING LIGHT SWITCH	T10	REVERSING LIGHT SWITCH	T20	BRAKE LIGHT SWITCH
T22	SWITCH CLUTCH CONTROL (CRUISE CONTROL)	T23	SWITCH BRAKE ACTUATION (ENGINE TIMING)	T25	SWITCH CLUTCH CONTROL (ENGINE CONTROL)

FUNCTIONS ON THE VEHICLE

Vehicle	alim.	kW	Date	Engine	 S10	 T10	 T20 - T23	 T22 - T25
---------	-------	----	------	--------	---	---	--	---

ENGINE				
2.4	Petrol	125	01/04-12/12	B 5244 S4

Engine	Information	S10	T10	T20 - T23	T22 - T25
All engines		7.0146			
All engines	Conn. nr. 2, without mounting parts		7.6272		
All engines	COL:black			7.1231 T20	

ENGINE				
2.4 AWD	Petrol	125	08/06-12/12	B 5244 S4

Engine	Information	S10	T10	T20 - T23	T22 - T25
All engines		7.0056		7.1231 T20	
All engines	ch. 150000 ->		7.6272		
All engines	MODEL TO:2005		7.6274K		
All engines	with control switch				7.1271 T22

ENGINE				
2.4 CDI	Diesel	120	03/07-12/10	D 5244 T9

Engine	Information	S10	T10	T20 - T23	T22 - T25
All engines		7.0130			
All engines	COL:black			7.1231 T20	

ENGINE				
2.4 D5	Diesel	132	03/06-12/10	D 5244 T13, D 5244 T8

Engine	Information	S10	T10	T20 - T23	T22 - T25
All engines		7.0130			
All engines	Conn. nr. 2, without mounting parts		7.6272		
All engines	COL:black			7.1231 T20	
Eng. D 5244 T13	with control switch				7.1271 T22

ENGINE				
D3	Diesel	110	10/10-12/12	D 5204 T5

Engine	Information	S10	T10	T20 - T23	T22 - T25
All engines	t.nr. IB5		7.6212		
All engines	t.nr. MTX75		7.6242		
All engines	t.nr. MMT6		7.6267		
All engines	COL:black			7.1231 T20	
All engines	with control switch				7.1271 T22

ENGINE				
D4	Diesel	130	10/10-12/12	D 5204 T

Engine	Information	S10	T10	T20 - T23	T22 - T25
All engines	t.nr. IB5		7.6212		
All engines	t.nr. MTX75		7.6242		
All engines	t.nr. MMT6		7.6267		
All engines	COL:black			7.1231 T20	
All engines	with control switch				7.1271 T22

ENGINE				
T5	Petrol	162	01/04-12/07	B 5254 T3

Engine	Information	S10	T10	T20 - T23	T22 - T25
All engines	COL:black, spanner size 24, switch press. 0.5 bar, thread M14x1.5	7.0056			
All engines	ch. 252750 ->		7.6242		
All engines	->ch. 252749		7.6267		
All engines	COL:black			7.1231 T20	
All engines	with control switch				7.1271 T22

ENGINE				
T5	Petrol	169	03/07-12/12	B 5254 T7

Engine	Information	S10	T10	T20 - T23	T22 - T25
All engines	COL:black, spanner size 24, switch press. 0.5 bar, thread M14x1.5	7.0056			
All engines	ch. 252750 ->		7.6242		
All engines	->ch. 252749		7.6267		
All engines	COL:black			7.1231 T20	
All engines	with control switch				7.1271 T22

ENGINE				
T5 AWD	Petrol	162	04/04-12/07	B 5254 T3

Engine	Information	S10	T10	T20 - T23	T22 - T25
All engines	COL:black, spanner size 24, switch press. 0.5 bar, thread M14x1.5	7.0056			

S10 OIL PRESSURE WARNING LIGHT SWITCH	T10 REVERSING LIGHT SWITCH	T20 BRAKE LIGHT SWITCH
T22 SWITCH CLUTCH CONTROL (CRUISE CONTROL)	T23 SWITCH BRAKE ACTUATION (ENGINE TIMING)	T25 SWITCH CLUTCH CONTROL (ENGINE CONTROL)

FUNCTIONS ON THE VEHICLE

Vehicle	alim.	kW	Date	Engine	 S10	 T10	 T20 - T23	 T22 - T25
---------	-------	----	------	--------	---	---	--	---

				ENGINE
T5 AWD	Petrol	162	04/04-12/07	B 5254 T3

Engine	Information	S10	T10	T20 - T23	T22 - T25
All engines	Conn. nr. 2, without mounting parts		7.6272		
All engines	COL:black			7.1231 T20	
All engines	with control switch				7.1271 T22

				ENGINE
T5 AWD	Petrol	169	03/07-12/10	B 5254 T7

Engine	Information	S10	T10	T20 - T23	T22 - T25
All engines	COL:black, spanner size 24, switch press. 0.5 bar, thread M14x1.5	7.0056			
All engines	Conn. nr. 2, without mounting parts		7.6272		
All engines	COL:black			7.1231 T20	
All engines	with control switch				7.1271 T22

				ENGINE
S60 I				

				ENGINE
2.0T	Petrol	132	07/00-04/10	B 5204 T5

Engine	Information	S10	T10	T20 - T23	T22 - T25
All engines	COL:black, spanner size 24, switch press. 0.5 bar, thread M14x1.5	7.0056			
All engines	Conn. nr. 2, without mounting parts		7.6272		

				ENGINE
2.3 T5	Petrol	195	07/00-09/02	B 5234 T7

Engine	Information	S10	T10	T20 - T23	T22 - T25
All engines	COL:black, spanner size 24, switch press. 0.5 bar, thread M14x1.5	7.0056			
All engines			7.6274K		

				ENGINE
2.4	Petrol	103	07/00-04/10	B 5244 S2

Engine	Information	S10	T10	T20 - T23	T22 - T25
All engines	COL:black, spanner size 24, switch press. 0.5 bar, thread M14x1.5	7.0056			
All engines	Conn. nr. 2, without mounting parts		7.6272		

				ENGINE
2.4	Petrol	125	11/00-04/10	B 5244 S

Engine	Information	S10	T10	T20 - T23	T22 - T25
All engines	COL:black, spanner size 24, switch press. 0.5 bar, thread M14x1.5	7.0056			
All engines	Conn. nr. 2, without mounting parts		7.6272		

				ENGINE
2.4	Petrol	132	01/05-10/06	B 5244 T4

Engine	Information	S10	T10	T20 - T23	T22 - T25
All engines		7.0056			

				ENGINE
2.4 AWD	Petrol	191	02/04-04/10	B 5244 T5

Engine	Information	S10	T10	T20 - T23	T22 - T25
All engines		7.0056			
All engines	MODEL FROM:2006		7.6272		
All engines	MODEL TO:2005		7.6274K		

				ENGINE
2.4 Bifuel	Petrol/ Natural Gas (CNG)	103	07/01-04/10	B 5244 SG





Engine	Information	S10	T10	T20 - T23	T22 - T25
All engines	COL:black, spanner size 24, switch press. 0.5 bar, thread M14x1.5	7.0056			
All engines	Conn. nr. 2, without mounting parts		7.6272		
All engines	COL:black, spanner size 24, switch press. 0.5 bar, thread M14x1.5	7.0056			
All engines	Conn. nr. 2, without mounting parts		7.6272		

				ENGINE
2.4 CDI	Diesel	85	10/03-12/05	D 5244 T3

Engine	Information	S10	T10	T20 - T23	T22 - T25
All engines	COL:black, spanner size 24, switch press. 0.5 bar, thread M14x1.5	7.0056			
All engines	Conn. nr. 2, without mounting parts		7.6272		





S10	OIL PRESSURE WARNING LIGHT SWITCH	T10	REVERSING LIGHT SWITCH	T20	BRAKE LIGHT SWITCH
T22	SWITCH CLUTCH CONTROL (CRUISE CONTROL)	T23	SWITCH BRAKE ACTUATION (ENGINE TIMING)	T25	SWITCH CLUTCH CONTROL (ENGINE CONTROL)

FUNCTIONS ON THE VEHICLE

Vehicle	alim.	kW	Date	Engine	 S10	 T10	 T20 - T23	 T22 - T25
ENGINE								
2.4 D	Diesel	120	07/05-12/09	D 5244 T5				
Engine	Information				S10	T10	T20 - T23	T22 - T25
All engines	Conn. nr. 2, without mounting parts					7.6272		
ENGINE								
2.4 D	Diesel	90	05/05-12/06	D 5244 T6				
Engine	Information				S10	T10	T20 - T23	T22 - T25
All engines	Conn. nr. 2, without mounting parts					7.6272		
ENGINE								
2.4 D	Diesel	93	03/05-04/10	D 5244 T7				
Engine	Information				S10	T10	T20 - T23	T22 - T25
All engines	Conn. nr. 2, without mounting parts					7.6272		
ENGINE								
2.4 D	Diesel	96	05/01-04/10	D 5244 T2				
Engine	Information				S10	T10	T20 - T23	T22 - T25
All engines	COL:black, spanner size 24, switch press. 0.5 bar, thread M14x1.5			7.0056				
All engines	Conn. nr. 2, without mounting parts					7.6272		
ENGINE								
2.4 D5	Diesel	120	01/01-04/10	D 5244 T				
Engine	Information				S10	T10	T20 - T23	T22 - T25
All engines	COL:black, spanner size 24, switch press. 0.5 bar, thread M14x1.5			7.0056				
All engines	Conn. nr. 2, without mounting parts					7.6272		
ENGINE								
2.4 D5	Diesel	136	03/05-04/10	D 5244 T4				
Engine	Information				S10	T10	T20 - T23	T22 - T25
All engines	Conn. nr. 2, without mounting parts					7.6272		
ENGINE								
2.4 T	Petrol	147	07/00-04/10	B 5244 T3				
Engine	Information				S10	T10	T20 - T23	T22 - T25
All engines	COL:black, spanner size 24, switch press. 0.5 bar, thread M14x1.5			7.0056				
All engines	Conn. nr. 2, without mounting parts					7.6272		
ENGINE								
2.4 T AWD	Petrol	147	06/01-04/10	B 5244 T3				
Engine	Information				S10	T10	T20 - T23	T22 - T25
All engines	COL:black, spanner size 24, switch press. 0.5 bar, thread M14x1.5			7.0056				
All engines	Conn. nr. 2, without mounting parts					7.6272		
ENGINE								
2.4 T5	Petrol	191	04/04-04/10	B 5244 T5				
Engine	Information				S10	T10	T20 - T23	T22 - T25
All engines	COL:black, spanner size 24, switch press. 0.5 bar, thread M14x1.5			7.0056				
All engines	Conn. nr. 2, without mounting parts					7.6272		
ENGINE								
2.5 AWD	Petrol	224	09/03-04/10	B 5254 T4				
Engine	Information				S10	T10	T20 - T23	T22 - T25
All engines				7.0056				
ENGINE								
2.5 T	Petrol	154	01/03-04/10	B 5254 T2				
Engine	Information				S10	T10	T20 - T23	T22 - T25
All engines	COL:black, spanner size 24, switch press. 0.5 bar, thread M14x1.5			7.0056				
All engines	Conn. nr. 2, without mounting parts					7.6272		
ENGINE								
2.5 T AWD	Petrol	154	07/02-04/10	B 5254 T2				
Engine	Information				S10	T10	T20 - T23	T22 - T25
All engines	COL:black, spanner size 24, switch press. 0.5 bar, thread M14x1.5			7.0056				
All engines	Conn. nr. 2, without mounting parts					7.6272		

S10	OIL PRESSURE WARNING LIGHT SWITCH	T10	REVERSING LIGHT SWITCH	T20	BRAKE LIGHT SWITCH
T22	SWITCH CLUTCH CONTROL (CRUISE CONTROL)	T23	SWITCH BRAKE ACTUATION (ENGINE TIMING)	T25	SWITCH CLUTCH CONTROL (ENGINE CONTROL)

FUNCTIONS ON THE VEHICLE

Vehicle	alim.	kW	Date	Engine	 S10	 T10	 T20 - T23	 T22 - T25
ENGINE								
R 2,5 T AWD	Petrol	221	01/03-04/10	B 5254 T4				
Engine	Information			S10	T10	T20 - T23	T22 - T25	
All engines	COL:black, spanner size 24, switch press. 0.5 bar, thread M14x1.5			7.0056				
All engines	Conn. nr. 2, without mounting parts				7.6272			
ENGINE								
T5	Petrol	184	07/00-04/10	B 5234 T3				
Engine	Information			S10	T10	T20 - T23	T22 - T25	
All engines	COL:black, spanner size 24, switch press. 0.5 bar, thread M14x1.5			7.0056				
All engines	Conn. nr. 2, without mounting parts				7.6272			
S60 II								
ENGINE								
1.5 T2	Petrol	90	10/15->	B 4154 T5				
Engine	Information			S10	T10	T20 - T23	T22 - T25	
All engines	COL:black					7.1231 T20		
All engines	COL:blue					7.1237 T20		
ENGINE								
1.5 T3	Petrol	112	03/15->	B 4154 T4				
Engine	Information			S10	T10	T20 - T23	T22 - T25	
All engines	COL:black					7.1231 T20		
All engines	COL:blue					7.1237 T20		
ENGINE								
1.6 D2/D2 DRIVE	Diesel	84	01/11-12/16	D 4162 T				
Engine	Information			S10	T10	T20 - T23	T22 - T25	
All engines					7.6267		7.1236 T22	
All engines	COL:black					7.1231 T20		
ENGINE								
2.0 D2	Diesel	88	03/15->	D 4204 T20, D 4204 T8				
Engine	Information			S10	T10	T20 - T23	T22 - T25	
All engines					7.6272		7.1236 T22	
All engines	COL:black					7.1231 T20		
All engines	COL:blue					7.1237 T20		
ENGINE								
2.0 D3	Diesel	110	03/15->	D 4204 T4, D 4204 T9				
Engine	Information			S10	T10	T20 - T23	T22 - T25	
All engines					7.6272		7.1236 T22	
All engines	COL:black					7.1231 T20		
All engines	COL:blue					7.1237 T20		
ENGINE								
2.0 D4	Diesel	140	03/15->	D 4204 T14				
Engine	Information			S10	T10	T20 - T23	T22 - T25	
All engines					7.6272		7.1236 T22	
All engines	COL:black					7.1231 T20		
All engines	COL:blue					7.1237 T20		
ENGINE								
2.0 D5	Diesel	165	03/15->	D 4204 T11				
Engine	Information			S10	T10	T20 - T23	T22 - T25	
All engines	COL:black					7.1231 T20		
All engines	COL:blue					7.1237 T20		
ENGINE								
2.0 Polestar AWD	Petrol	270	06/15->	B 4204 T43				
Engine	Information			S10	T10	T20 - T23	T22 - T25	
All engines	COL:black					7.1231 T20		
All engines	COL:blue					7.1237 T20		
ENGINE								
2.0 T	Petrol	132	05/12-12/15	B 5204 T8				
Engine	Information			S10	T10	T20 - T23	T22 - T25	
All engines				7.0056				
All engines	COL:black, -self-diagnosis system					7.1231 T20		
All engines	+self-diagnosis system, COL:blue					7.1237 T20		

S10	OIL PRESSURE WARNING LIGHT SWITCH	T10	REVERSING LIGHT SWITCH	T20	BRAKE LIGHT SWITCH
T22	SWITCH CLUTCH CONTROL (CRUISE CONTROL)	T23	SWITCH BRAKE ACTUATION (ENGINE TIMING)	T25	SWITCH CLUTCH CONTROL (ENGINE CONTROL)

FUNCTIONS ON THE VEHICLE

Vehicle	alim.	kW	Date	Engine	 S10	 T10	 T20 - T23	 T22 - T25
---------	-------	----	------	--------	---	---	--	---

				ENGINE
2.0 T	Petrol	149	04/10-12/11	B 4204 T6

Engine	Information	S10	T10	T20 - T23	T22 - T25
All engines		7.0146	7.6267		
All engines	COL:black			7.1231 T20	
All engines	OM:mechanical, with control switch				7.1236 T22

				ENGINE
2.0 T3	Petrol	112	03/15->	B 4204 T37

Engine	Information	S10	T10	T20 - T23	T22 - T25
All engines			7.6272		7.1236 T22
All engines	COL:black			7.1231 T20	
All engines	COL:blue			7.1237 T20	

				ENGINE
2.0 T4	Petrol	140	03/15->	B 4204 T19

Engine	Information	S10	T10	T20 - T23	T22 - T25
All engines			7.6272		7.1236 T22
All engines	COL:black			7.1231 T20	
All engines	COL:blue			7.1237 T20	

				ENGINE
2.0 T5 DRIVE	Petrol	180	09/14-12/15	B 4204 T7

Engine	Information	S10	T10	T20 - T23	T22 - T25
All engines		7.0146			
All engines	COL:black			7.1231 T20	
All engines	COL:blue			7.1237 T20	

				ENGINE
2.4 D4 AWD	Diesel	140	03/15->	D 5244 T21

Engine	Information	S10	T10	T20 - T23	T22 - T25
All engines	COL:black			7.1231 T20	
All engines	COL:blue			7.1237 T20	

				ENGINE
2.5 T	Petrol	183	01/13->	B 5254 T14

Engine	Information	S10	T10	T20 - T23	T22 - T25
All engines		7.0056			
All engines	COL:black			7.1231 T20	
All engines	+OBD, COL:light blue, COL:white			7.1237 T20	

				ENGINE
2.5 T5	Petrol	186	09/11->	B 5254 T5

Engine	Information	S10	T10	T20 - T23	T22 - T25
All engines	COL:black, spanner size 24, switch press. 0.5 bar, thread M14x1.5	7.0056			
All engines	COL:black			7.1231 T20	
All engines	COL:blue			7.1237 T20	

				ENGINE
2.5 T5 AWD	Petrol	183	03/15->	B 5254 T14

Engine	Information	S10	T10	T20 - T23	T22 - T25
All engines	COL:black, spanner size 24, switch press. 0.5 bar, thread M14x1.5	7.0056			
All engines	COL:black			7.1231 T20	
All engines	COL:blue			7.1237 T20	

				ENGINE
2.5 T5 AWD	Petrol	186	09/12->	B 5254 T5





Engine	Information	S10	T10	T20 - T23	T22 - T25
All engines		7.0056			
All engines	COL:black			7.1231 T20	
All engines	+OBD, COL:light blue, COL:white			7.1237 T20	

				ENGINE
3.0 T AWD	Petrol	258	04/14->	B 6304 T5

Engine	Information	S10	T10	T20 - T23	T22 - T25
All engines	COL:black			7.1231 T20	
All engines	COL:blue			7.1237 T20	





S10 OIL PRESSURE WARNING LIGHT SWITCH	T10 REVERSING LIGHT SWITCH	T20 BRAKE LIGHT SWITCH
T22 SWITCH CLUTCH CONTROL (CRUISE CONTROL)	T23 SWITCH BRAKE ACTUATION (ENGINE TIMING)	T25 SWITCH CLUTCH CONTROL (ENGINE CONTROL)

FUNCTIONS ON THE VEHICLE

Vehicle	alim.	kW	Date	Engine	 S10	 T10	 T20 - T23	 T22 - T25
ENGINE								
D3	Diesel	100	05/12-12/15	D 5204 T7				
Engine	Information			S10	T10	T20 - T23	T22 - T25	
All engines	Conn. nr. 2, without mounting parts				7.6272			
All engines	COL:black, -self-diagnosis system					7.1231	T20	
All engines	+self-diagnosis system, COL:blue					7.1237	T20	
All engines							7.1236	T22
ENGINE								
D3	Diesel	120	04/10-12/14	D 5204 T2, D 5204 T3				
Engine	Information			S10	T10	T20 - T23	T22 - T25	
All engines	Conn. nr. 2, without mounting parts				7.6272			
All engines	COL:black, -self-diagnosis system					7.1231	T20	
All engines	+self-diagnosis system, COL:blue					7.1237	T20	
All engines							7.1236	T22
ENGINE								
D4	Diesel	120	04/10-12/14	D 5204 T2, D 5204 T3				
Engine	Information			S10	T10	T20 - T23	T22 - T25	
All engines	Conn. nr. 2, without mounting parts				7.6272			
All engines	COL:black, -self-diagnosis system					7.1231	T20	
All engines	+self-diagnosis system, COL:blue					7.1237	T20	
All engines							7.1236	T22
ENGINE								
D4	Diesel	133	09/13-12/15	D 4204 T5				
Engine	Information			S10	T10	T20 - T23	T22 - T25	
All engines	Conn. nr. 2, without mounting parts				7.6272			
All engines	COL:black, -self-diagnosis system					7.1231	T20	
All engines	+self-diagnosis system, COL:blue					7.1237	T20	
All engines							7.1236	T22
ENGINE								
D5	Diesel	151	04/10-12/11	D 5244 T10				
Engine	Information			S10	T10	T20 - T23	T22 - T25	
All engines	Conn. nr. 2, without mounting parts				7.6272			
All engines	COL:black					7.1231	T20	
All engines	OM:mechanical, with control switch						7.1236	T22
ENGINE								
D5	Diesel	158	04/11-12/15	D 5244 T11, D 5244 T15				
Engine	Information			S10	T10	T20 - T23	T22 - T25	
Eng. D 5244 T11	Conn. nr. 2, without mounting parts				7.6272			
All engines	COL:black, -self-diagnosis system					7.1231	T20	
All engines	+self-diagnosis system, COL:blue					7.1237	T20	
All engines							7.1236	T22
ENGINE								
D5	Diesel	169	04/14-12/15	D 5244 T11, D 5244 T15				
Engine	Information			S10	T10	T20 - T23	T22 - T25	
All engines	Conn. nr. 2, without mounting parts				7.6272			
All engines	COL:black, -self-diagnosis system					7.1231	T20	
All engines	+self-diagnosis system, COL:blue					7.1237	T20	
All engines							7.1236	T22
ENGINE								
D5 AWD	Diesel	151	04/10-12/11	D 5244 T10				
Engine	Information			S10	T10	T20 - T23	T22 - T25	
All engines	COL:black					7.1231	T20	
All engines	OM:mechanical, with control switch						7.1236	T22
ENGINE								
D5 AWD	Diesel	158	04/11-12/15	D 5244 T11, D 5244 T15				
Engine	Information			S10	T10	T20 - T23	T22 - T25	
Eng. D 5244 T11	Conn. nr. 2, without mounting parts				7.6272			
All engines	COL:black, -self-diagnosis system					7.1231	T20	
All engines	+OBD, +self-diagnosis system, COL:blue, COL:light blue, COL:white					7.1237	T20	
Eng. D 5244 T11	OM:mechanical, with control switch						7.1236	T22





S10	OIL PRESSURE WARNING LIGHT SWITCH	T10	REVERSING LIGHT SWITCH	T20	BRAKE LIGHT SWITCH
T22	SWITCH CLUTCH CONTROL (CRUISE CONTROL)	T23	SWITCH BRAKE ACTUATION (ENGINE TIMING)	T25	SWITCH CLUTCH CONTROL (ENGINE CONTROL)

FUNCTIONS ON THE VEHICLE

Vehicle	alim.	kW	Date	Engine	 S10	 T10	 T20 - T23	 T22 - T25
ENGINE								
D5 AWD	Diesel	169	04/14-12/15	D 5244 T15				
Engine	Information			S10	T10	T20 - T23	T22 - T25	
All engines	COL:black, -self-diagnosis system					7.1231 T20		
All engines	+self-diagnosis system, COL:blue					7.1237 T20		
ENGINE								
DRIVE / D2	Diesel	84	01/11-12/15	D 4162 T				
Engine	Information			S10	T10	T20 - T23	T22 - T25	
All engines				7.0130				
ENGINE								
T	Petrol	157	04/14->	B 5204 T9				
Engine	Information			S10	T10	T20 - T23	T22 - T25	
All engines				7.0056				
All engines	COL:black					7.1231 T20		
All engines	+OBD, COL:light blue, COL:white					7.1237 T20		
ENGINE								
T3	Petrol	110	04/10-12/15	B 4164 T3				
Engine	Information			S10	T10	T20 - T23	T22 - T25	
All engines				7.0146	7.6267			
All engines	COL:black					7.1231 T20		
All engines	OM:mechanical, with control switch						7.1236 T22	
ENGINE								
T4	Petrol	132	04/10-12/15	B 4164 T				
Engine	Information			S10	T10	T20 - T23	T22 - T25	
All engines				7.0146	7.6267			
All engines	COL:black					7.1231 T20		
All engines	OM:mechanical, with control switch						7.1236 T22	
ENGINE								
T4F	Petrol/ Ethanol	132	04/11-12/15	B 4164 T2				
Engine	Information			S10	T10	T20 - T23	T22 - T25	
All engines				7.0146	7.6267		7.1236 T22	
All engines	COL:black, -self-diagnosis system					7.1231 T20		
All engines	+self-diagnosis system, COL:blue					7.1237 T20		
ENGINE								
T5	Petrol	177	04/10-12/14	B 4204 T7				
Engine	Information			S10	T10	T20 - T23	T22 - T25	
All engines				7.0146	7.6267			
All engines	COL:black					7.1231 T20		
All engines	OM:mechanical, with control switch						7.1236 T22	
ENGINE								
T5	Petrol	180	09/13->	B 4204 T11				
Engine	Information			S10	T10	T20 - T23	T22 - T25	
All engines	COL:black					7.1231 T20		
All engines	COL:blue					7.1237 T20		
ENGINE								
T5	Petrol	225	08/13->	B 4204 T9				
Engine	Information			S10	T10	T20 - T23	T22 - T25	
All engines	COL:black					7.1231 T20		
All engines	COL:blue					7.1237 T20		
ENGINE								
T5 AWD	Petrol	180	07/14->	B 4204 T11				
Engine	Information			S10	T10	T20 - T23	T22 - T25	
All engines	COL:black					7.1231 T20		
All engines	COL:blue					7.1237 T20		
ENGINE								
T5 AWD	Petrol	187	08/15->	B 5254 T12				
Engine	Information			S10	T10	T20 - T23	T22 - T25	
All engines	COL:black, spanner size 24, switch press. 0.5 bar, thread M14x1.5			7.0056				
All engines	COL:black					7.1231 T20		
All engines	COL:blue					7.1237 T20		

S10 OIL PRESSURE WARNING LIGHT SWITCH	T10 REVERSING LIGHT SWITCH	T20 BRAKE LIGHT SWITCH
T22 SWITCH CLUTCH CONTROL (CRUISE CONTROL)	T23 SWITCH BRAKE ACTUATION (ENGINE TIMING)	T25 SWITCH CLUTCH CONTROL (ENGINE CONTROL)

FUNCTIONS ON THE VEHICLE

Vehicle	alim.	kW	Date	Engine	 S10	 T10	 T20 - T23	 T22 - T25
ENGINE								
T6	Petrol	225	09/13->	B 4204 T9				
Engine	Information			S10	T10	T20 - T23	T22 - T25	
All engines	COL:black					7.1231 T20		
All engines	COL:blue					7.1237 T20		
ENGINE								
T6 AWD	Petrol	224	04/10-12/15	B 6304 T4				
Engine	Information			S10	T10	T20 - T23	T22 - T25	
All engines	COL:black, -self-diagnosis system					7.1231 T20		
All engines	+self-diagnosis system, COL:blue					7.1237 T20		
ENGINE								
T6 AWD	Petrol	225	09/15->	B 4204 T9				
Engine	Information			S10	T10	T20 - T23	T22 - T25	
All engines	COL:black					7.1231 T20		
All engines	COL:blue					7.1237 T20		
ENGINE								
T6 AWD	Petrol	242	04/14-12/15	B 6304 T3, B 6304 T4				
Engine	Information			S10	T10	T20 - T23	T22 - T25	
All engines	COL:black, -self-diagnosis system					7.1231 T20		
All engines	+OBD, +self-diagnosis system, COL:blue, COL:light blue, COL:white					7.1237 T20		
S70								
ENGINE								
2.0	Petrol	105	01/97-11/00	B 5204 T2				
Engine	Information			S10	T10	T20 - T23	T22 - T25	
All engines	COL:black, spanner size 24, switch press. 0.5 bar, thread M14x1.5			7.0056				
All engines	Conn. nr. 2, without mounting parts				7.6272			
ENGINE								
2.0	Petrol	120	01/97-11/00	B 5204 T4				
Engine	Information			S10	T10	T20 - T23	T22 - T25	
All engines	COL:black, spanner size 24, switch press. 0.5 bar, thread M14x1.5			7.0056				
All engines	Conn. nr. 2, without mounting parts				7.6272			
ENGINE								
2.0	Petrol	132	01/97-11/00	B 5204 T2				
Engine	Information			S10	T10	T20 - T23	T22 - T25	
All engines	COL:black, spanner size 24, switch press. 0.5 bar, thread M14x1.5			7.0056				
All engines	Conn. nr. 2, without mounting parts				7.6272			
ENGINE								
2.0	Petrol	93	01/97-11/00	B 5202 FS, B 5202 S				
Engine	Information			S10	T10	T20 - T23	T22 - T25	
All engines	COL:black, spanner size 24, switch press. 0.5 bar, thread M14x1.5			7.0056				
Eng. B 5202 S	+manual transmission, t.tnr. M56				7.6036			
Eng. B 5202 FS	Conn. nr. 2, without mounting parts				7.6272			
Eng. B 5202 S	kit				7.6274K			
ENGINE								
2.0 Turbo	Petrol	155	01/97-11/00	B 5204 T2				
Engine	Information			S10	T10	T20 - T23	T22 - T25	
All engines	COL:black, spanner size 24, switch press. 0.5 bar, thread M14x1.5			7.0056				
All engines	Conn. nr. 2, without mounting parts				7.6272			
ENGINE								
2.0 Turbo	Petrol	166	01/97-11/00	B 5204 T3				
Engine	Information			S10	T10	T20 - T23	T22 - T25	
All engines	COL:black, spanner size 24, switch press. 0.5 bar, thread M14x1.5			7.0056				
All engines	Conn. nr. 2, without mounting parts				7.6272			
ENGINE								
2.3	Petrol	120	01/97-07/99	B 5234 FS				
Engine	Information			S10	T10	T20 - T23	T22 - T25	
All engines				7.0056				
All engines	+manual transmission, t.tnr. M56				7.6036			
All engines	kit				7.6274K			

S10	OIL PRESSURE WARNING LIGHT SWITCH	T10	REVERSING LIGHT SWITCH	T20	BRAKE LIGHT SWITCH
T22	SWITCH CLUTCH CONTROL (CRUISE CONTROL)	T23	SWITCH BRAKE ACTUATION (ENGINE TIMING)	T25	SWITCH CLUTCH CONTROL (ENGINE CONTROL)

The present application list is a brief version. For the detailed information about the possibility of installation on a specific vehicle, please refer to our web-catalogue <http://catalogo.facet.eu/>

FUNCTIONS ON THE VEHICLE

Vehicle	alim.	kW	Date	Engine	 S10	 T10	 T20 - T23	 T22 - T25
---------	-------	----	------	--------	---	---	--	---

ENGINE				
2.3	Petrol	177	11/96-11/00	B 5234 T3

Engine	Information	S10	T10	T20 - T23	T22 - T25
All engines	COL:black, spanner size 24, switch press. 0.5 bar, thread M14x1.5	7.0056			
All engines	Conn. nr. 2, without mounting parts		7.6272		

ENGINE				
2.3	Petrol	195	04/99-09/00	B 5234 T7

Engine	Information	S10	T10	T20 - T23	T22 - T25
All engines	COL:black, spanner size 24, switch press. 0.5 bar, thread M14x1.5	7.0056			

ENGINE				
2.3 AWD	Petrol	195	04/99-09/00	B 5234 T7

Engine	Information	S10	T10	T20 - T23	T22 - T25
All engines		7.0056			

ENGINE				
2.3 T-5	Petrol	176	01/97-11/00	B 5234 T3

Engine	Information	S10	T10	T20 - T23	T22 - T25
All engines	COL:black, spanner size 24, switch press. 0.5 bar, thread M14x1.5	7.0056			

ENGINE				
2.3 T5 AWD	Petrol	177	11/96-09/98	B 5234 T3

Engine	Information	S10	T10	T20 - T23	T22 - T25
All engines	COL:black, spanner size 24, switch press. 0.5 bar, thread M14x1.5	7.0056			
All engines	Conn. nr. 2, without mounting parts		7.6272		

ENGINE				
2.3 T5 AWD	Petrol	184	07/97-09/00	B 5234 T4

Engine	Information	S10	T10	T20 - T23	T22 - T25
All engines		7.0056	7.6036		
All engines	kit		7.6274K		

ENGINE				
2.3 T5-R AWD	Petrol	176	11/96-09/98	B 5234 T2

Engine	Information	S10	T10	T20 - T23	T22 - T25
All engines		7.0056			

ENGINE				
2.3 Turbo	Petrol	184	01/97-11/00	B 5234 FT+, B 5234 T4

Engine	Information	S10	T10	T20 - T23	T22 - T25
All engines	COL:black, spanner size 24, switch press. 0.5 bar, thread M14x1.5	7.0056			
Eng. B 5234 FT+			7.6036		
All engines	kit, with mounting parts		7.6274K		

ENGINE				
2.4	Petrol	103	08/99-11/00	B 5244 S2, B 5244 SG

Engine	Information	S10	T10	T20 - T23	T22 - T25
All engines	COL:black, spanner size 24, switch press. 0.5 bar, thread M14x1.5	7.0056			
Eng. B 5244 S2	Conn. nr. 2, without mounting parts		7.6272		

ENGINE				
2.4	Petrol	106	01/97-11/00	B 5252 FS

Engine	Information	S10	T10	T20 - T23	T22 - T25
All engines	COL:black, spanner size 24, switch press. 0.5 bar, thread M14x1.5	7.0056			
All engines	Conn. nr. 2, without mounting parts		7.6272		





ENGINE				
2.4	Petrol	121	06/98-11/00	B 5254 S, B5254SDENS

Engine	Information	S10	T10	T20 - T23	T22 - T25
All engines	COL:black, spanner size 24, switch press. 0.5 bar, thread M14x1.5	7.0056			
Eng. B 5254 S	+manual transmission, t.tnr. M56		7.6036		
Eng. B5254SDENS	Conn. nr. 2, without mounting parts		7.6272		
Eng. B 5254 S	kit		7.6274K		

ENGINE				
2.4	Petrol	125	01/97-11/00	B 5244 S, B 5254 FS

Engine	Information	S10	T10	T20 - T23	T22 - T25
All engines	COL:black, spanner size 24, switch press. 0.5 bar, thread M14x1.5	7.0056			

S10 OIL PRESSURE WARNING LIGHT SWITCH	T10 REVERSING LIGHT SWITCH	T20 BRAKE LIGHT SWITCH
T22 SWITCH CLUTCH CONTROL (CRUISE CONTROL)	T23 SWITCH BRAKE ACTUATION (ENGINE TIMING)	T25 SWITCH CLUTCH CONTROL (ENGINE CONTROL)

				FUNCTIONS ON THE VEHICLE						
Vehicle	alim.	kW	Date	Engine	 S10	 T10	 T20 - T23	 T22 - T25		
ENGINE										
2.4	Petrol	125	01/97-11/00	B 5244 S, B 5254 FS						
ENGINE					S10	T10	T20 - T23	T22 - T25		
Engine		Information								
All engines		Conn. nr. 2, without mounting parts				7.6272				
ENGINE										
2.4 AWD	Petrol	103	04/99-09/00	B 5244 S2						
ENGINE					S10	T10	T20 - T23	T22 - T25		
Engine		Information								
All engines		COL:black, spanner size 24, switch press. 0.5 bar, thread M14x1.5			7.0056					
All engines		Conn. nr. 2, without mounting parts				7.6272				
ENGINE										
2.4 AWD	Petrol	106	11/96-05/99	B 5252 FS						
ENGINE					S10	T10	T20 - T23	T22 - T25		
Engine		Information								
All engines		COL:black, spanner size 24, switch press. 0.5 bar, thread M14x1.5			7.0056					
All engines		Conn. nr. 2, without mounting parts				7.6272				
ENGINE										
2.4 AWD	Petrol	121	10/98-05/99	B5254SDENS						
ENGINE					S10	T10	T20 - T23	T22 - T25		
Engine		Information								
All engines		COL:black, spanner size 24, switch press. 0.5 bar, thread M14x1.5			7.0056					
All engines		Conn. nr. 2, without mounting parts				7.6272				
ENGINE										
2.4 AWD	Petrol	125	04/99-09/00	B 5244 S						
ENGINE					S10	T10	T20 - T23	T22 - T25		
Engine		Information								
All engines		COL:black, spanner size 24, switch press. 0.5 bar, thread M14x1.5			7.0056					
All engines		Conn. nr. 2, without mounting parts				7.6272				
ENGINE										
2.4 Bifuel	Natural Gas	103	07/99-11/00	B 5244 SG2						
ENGINE					S10	T10	T20 - T23	T22 - T25		
Engine		Information								
All engines					7.0056	7.6036				
All engines		kit				7.6274K				
All engines		COL:black, spanner size 24, switch press. 0.5 bar, thread M14x1.5			7.0056					
ENGINE										
2.4 Bifuel	Petrol/ Natural Gas (CNG)	106	10/98-11/00	GB 5252 S						
ENGINE					S10	T10	T20 - T23	T22 - T25		
Engine		Information								
All engines		COL:black, spanner size 24, switch press. 0.5 bar, thread M14x1.5			7.0056					
ENGINE										
2.4 Blu-Fuel	Petrol/ Natural Gas (CNG)	103	07/97-09/00	B 5244 S2, B 5244 SG						
ENGINE					S10	T10	T20 - T23	T22 - T25		
Engine		Information								
All engines		COL:black, spanner size 24, switch press. 0.5 bar, thread M14x1.5			7.0056					
Eng. B 5244 S2						7.6036				
Eng. B 5244 S2		kit				7.6274K				
ENGINE										
2.4 T5 AWD	Petrol	142	11/96-04/99	B 5254 T						
ENGINE					S10	T10	T20 - T23	T22 - T25		
Engine		Information								
All engines		COL:black, spanner size 24, switch press. 0.5 bar, thread M14x1.5			7.0056					
All engines		Conn. nr. 2, without mounting parts				7.6272				
ENGINE										
2.4 Turbo	Petrol	142	01/97-11/00	B 5244 T, B 5254 T						
ENGINE					S10	T10	T20 - T23	T22 - T25		
Engine		Information								
All engines		COL:black, spanner size 24, switch press. 0.5 bar, thread M14x1.5			7.0056					
All engines		Conn. nr. 2, without mounting parts				7.6272				
ENGINE										
2.5 TDI	Diesel	103	01/97-11/00	D 5252 T						
ENGINE					S10	T10	T20 - T23	T22 - T25		
Engine		Information								
All engines					7.0108					
All engines		Conn. nr. 2, without mounting parts				7.6272				
S10	OIL PRESSURE WARNING LIGHT SWITCH			T10	REVERSING LIGHT SWITCH			T20	BRAKE LIGHT SWITCH	
T22	SWITCH CLUTCH CONTROL (CRUISE CONTROL)			T23	SWITCH BRAKE ACTUATION (ENGINE TIMING)			T25	SWITCH CLUTCH CONTROL (ENGINE CONTROL)	

FUNCTIONS ON THE VEHICLE

Vehicle	alim.	kW	Date	Engine	 S10	 T10	 T20 - T23	 T22 - T25
---------	-------	----	------	--------	---	---	--	---

				ENGINE
2.5 TDi AWD	Diesel	103	10/99-09/00	D 5252 T

Engine	Information	S10	T10	T20 - T23	T22 - T25
All engines		7.0108			
All engines	Conn. nr. 2, without mounting parts		7.6272		

				ENGINE
2.0	Petrol	120	06/98-07/06	B 5204 T4

Engine	Information	S10	T10	T20 - T23	T22 - T25
All engines	COL:black, spanner size 24, switch press. 0.5 bar, thread M14x1.5	7.0056			
All engines	Conn. nr. 2, without mounting parts		7.6272		

				ENGINE
2.0 D3/D4	Diesel	120	09/10->	D 5204 T2, D 5204 T3

Engine	Information	S10	T10	T20 - T23	T22 - T25
All engines	Conn. nr. 2, without mounting parts		7.6272		
All engines	COL:black			7.1231 T20	
All engines	COL:blue			7.1237 T20	
All engines	Conn. nr. 2				7.1221 T25
All engines					7.1236 T22

				ENGINE
2.0 T	Petrol	132	12/99-07/06	B 5204 T5

Engine	Information	S10	T10	T20 - T23	T22 - T25
All engines	COL:black, spanner size 24, switch press. 0.5 bar, thread M14x1.5	7.0056			
All engines	Conn. nr. 2, without mounting parts		7.6272		

				ENGINE
2.0 T5	Petrol	166	11/98-10/00	B 5204 T3

Engine	Information	S10	T10	T20 - T23	T22 - T25
All engines	COL:black, spanner size 24, switch press. 0.5 bar, thread M14x1.5	7.0056			
All engines	Conn. nr. 2, without mounting parts		7.6272		

				ENGINE
2.3 R	Petrol	195	04/00-08/05	B 5234 T7

Engine	Information	S10	T10	T20 - T23	T22 - T25
All engines	COL:black, spanner size 24, switch press. 0.5 bar, thread M14x1.5	7.0056			

				ENGINE
2.4	Petrol	103	10/98-07/06	B 5244 S2

Engine	Information	S10	T10	T20 - T23	T22 - T25
All engines	COL:black, spanner size 24, switch press. 0.5 bar, thread M14x1.5	7.0056			
All engines	Conn. nr. 2, without mounting parts		7.6272		

				ENGINE
2.4	Petrol	125	01/99-07/06	B 5244 S

Engine	Information	S10	T10	T20 - T23	T22 - T25
All engines	COL:black, spanner size 24, switch press. 0.5 bar, thread M14x1.5	7.0056			
All engines	Conn. nr. 2, without mounting parts		7.6272		

				ENGINE
2.4 Bifuel	Petrol/ Natural Gas (CNG)	103	09/01-07/06	B 5244 SG, B 5244 SG2


Engine	Information	S10	T10	T20 - T23	T22 - T25
All engines	COL:black, spanner size 24, switch press. 0.5 bar, thread M14x1.5	7.0056			
All engines	Conn. nr. 2, MODEL FROM:2006, without mounting parts		7.6272		
Eng. B 5244 SG2	kit, MODEL TO:2005		7.6274K		
All engines	COL:black, spanner size 24, switch press. 0.5 bar, thread M14x1.5	7.0056			
All engines	Conn. nr. 2, MODEL FROM:2006, without mounting parts		7.6272		
Eng. B 5244 SG	kit, MODEL TO:2005		7.6274K		

				ENGINE
2.4 D	Diesel	96	10/01-07/06	D 5244 T2

Engine	Information	S10	T10	T20 - T23	T22 - T25
All engines	COL:black, spanner size 24, switch press. 0.5 bar, thread M14x1.5	7.0056			
All engines	Conn. nr. 2, without mounting parts		7.6272		

S10	OIL PRESSURE WARNING LIGHT SWITCH	T10	REVERSING LIGHT SWITCH	T20	BRAKE LIGHT SWITCH
T22	SWITCH CLUTCH CONTROL (CRUISE CONTROL)	T23	SWITCH BRAKE ACTUATION (ENGINE TIMING)	T25	SWITCH CLUTCH CONTROL (ENGINE CONTROL)

FUNCTIONS ON THE VEHICLE

Vehicle	alim.	kW	Date	Engine	 S10	 T10	 T20 - T23	 T22 - T25
---------	-------	----	------	--------	---	---	--	---

ENGINE				
2.4 D5	Diesel	120	08/01-07/06	D 5244 T

Engine	Information	S10	T10	T20 - T23	T22 - T25
All engines	COL:black, spanner size 24, switch press. 0.5 bar, thread M14x1.5	7.0056			
All engines	Conn. nr. 2, without mounting parts		7.6272		

ENGINE				
2.4 LTP	Petrol	132	06/04-07/06	B 5244 T4

Engine	Information	S10	T10	T20 - T23	T22 - T25
All engines		7.0056			

ENGINE				
2.4 T	Petrol	147	06/00-07/06	B 5244 T3

Engine	Information	S10	T10	T20 - T23	T22 - T25
All engines	COL:black, spanner size 24, switch press. 0.5 bar, thread M14x1.5	7.0056			
All engines	Conn. nr. 2, without mounting parts		7.6272		

ENGINE				
2.4 T5 AWD	Petrol	147	04/00-09/03	B 5244 T3

Engine	Information	S10	T10	T20 - T23	T22 - T25
All engines	COL:black, spanner size 24, switch press. 0.5 bar, thread M14x1.5	7.0056			

ENGINE				
2.5 T	Petrol	154	03/03-07/06	B 5254 T2

Engine	Information	S10	T10	T20 - T23	T22 - T25
All engines	COL:black, spanner size 24, switch press. 0.5 bar, thread M14x1.5	7.0056			
All engines	MODEL FROM:2006		7.6272		
All engines	kit, MODEL TO:2005		7.6274K		

ENGINE				
2.5 T AWD	Petrol	154	07/03-07/06	B 5254 T2

Engine	Information	S10	T10	T20 - T23	T22 - T25
All engines	COL:black, spanner size 24, switch press. 0.5 bar, thread M14x1.5	7.0056			
All engines	MODEL FROM:2006		7.6272		
All engines	kit, MODEL TO:2005		7.6274K		

ENGINE				
2.5 TDi	Diesel	103	07/98-10/01	D 5252 T

Engine	Information	S10	T10	T20 - T23	T22 - T25
All engines		7.0108			
All engines	Conn. nr. 2, without mounting parts		7.6272		

ENGINE				
2.8 T6	Petrol	200	07/98-10/01	B 6284 T

Engine	Information	S10	T10	T20 - T23	T22 - T25
All engines	COL:black, spanner size 24, switch press. 0.5 bar, thread M14x1.5	7.0056			

ENGINE				
2.9	Petrol	147	03/99-07/06	B 6294 S

Engine	Information	S10	T10	T20 - T23	T22 - T25
All engines	COL:black, spanner size 24, switch press. 0.5 bar, thread M14x1.5	7.0056			
All engines	MODEL FROM:2006		7.6272		
All engines	kit, MODEL TO:2005		7.6274K		

ENGINE				
2.9	Petrol	150	07/98-10/00	B 6304 S3

Engine	Information	S10	T10	T20 - T23	T22 - T25
All engines	COL:black, spanner size 24, switch press. 0.5 bar, thread M14x1.5	7.0056			
All engines	Conn. nr. 2, without mounting parts		7.6272		



ENGINE				
3.0	Petrol	144	06/01-07/06	B 6294 S2

Engine	Information	S10	T10	T20 - T23	T22 - T25
All engines	COL:black, spanner size 24, switch press. 0.5 bar, thread M14x1.5	7.0056			

ENGINE				
3.0 T6	Petrol	200	06/01-07/06	B 6294 T

Engine	Information	S10	T10	T20 - T23	T22 - T25
All engines	COL:black, spanner size 24, switch press. 0.5 bar, thread M14x1.5	7.0056			

S10	OIL PRESSURE WARNING LIGHT SWITCH	T10	REVERSING LIGHT SWITCH	T20	BRAKE LIGHT SWITCH
T22	SWITCH CLUTCH CONTROL (CRUISE CONTROL)	T23	SWITCH BRAKE ACTUATION (ENGINE TIMING)	T25	SWITCH CLUTCH CONTROL (ENGINE CONTROL)

Vehicle	alim.	kW	Date	Engine	 S10	 T10	 T20 - T23	 T22 - T25
---------	-------	----	------	--------	---	---	--	---

				ENGINE
3.2	Petrol	179	09/10->	B 6324 S5

Engine	Information	S10	T10	T20 - T23	T22 - T25
All engines	COL:black, spanner size 24, switch press. 0.5 bar, thread M14x1.5	7.0056			
All engines	COL:black			7.1231 T20	
All engines	COL:blue			7.1237 T20	

				ENGINE
1.6 D DRIVE	Diesel	80	01/10-12/11	D 4164 T

Engine	Information	S10	T10	T20 - T23	T22 - T25
All engines		7.0130	7.6242		7.1236 T22
All engines	COL:black			7.1231 T20	
All engines	COL:blue			7.1237 T20	
All engines	Conn. nr. 2				7.1221 T25

				ENGINE
1.6 D2	Diesel	85	01/14->	D 4162 T

Engine	Information	S10	T10	T20 - T23	T22 - T25
All engines		7.0130			
All engines	COL:black			7.1231 T20	
All engines	COL:blue			7.1237 T20	

				ENGINE
1.6 DRIVE	Diesel	84	06/11->	D 4162 T

Engine	Information	S10	T10	T20 - T23	T22 - T25
All engines		7.0130	7.6267		7.1236 T22
All engines	COL:black			7.1231 T20	
All engines	COL:blue			7.1237 T20	
All engines	Conn. nr. 2				7.1221 T25

				ENGINE
2.0	Petrol	107	01/08-09/12	B 4204 S3

Engine	Information	S10	T10	T20 - T23	T22 - T25
All engines		7.0146	7.6242		7.1236 T22
All engines	COL:black			7.1231 T20	
All engines	COL:blue			7.1237 T20	
All engines	Conn. nr. 2				7.1221 T25

				ENGINE
2.0 Drive- E	Petrol	180	12/14->	B 4204 T11

Engine	Information	S10	T10	T20 - T23	T22 - T25
All engines				7.1231 T20	
All engines	COL:blue			7.1237 T20	

				ENGINE
2.0 FlexFuel	Petrol/ Ethanol	107	01/08-12/11	B 4204 S4

Engine	Information	S10	T10	T20 - T23	T22 - T25
All engines		7.0146	7.6242		7.1236 T22
All engines	COL:black			7.1231 T20	
All engines	COL:blue			7.1237 T20	
All engines	Conn. nr. 2				7.1221 T25

				ENGINE
2.0 T	Petrol	149	01/10->	B 4204 T6

Engine	Information	S10	T10	T20 - T23	T22 - T25
All engines		7.0146	7.6267		7.1236 T22
All engines	COL:black			7.1231 T20	
All engines	COL:blue			7.1237 T20	
All engines	Conn. nr. 2				7.1221 T25

				ENGINE
2.0 T5	Petrol	162	01/14->	B 4204 T15

Engine	Information	S10	T10	T20 - T23	T22 - T25
All engines				7.1231 T20	
All engines	COL:blue			7.1237 T20	

S10	OIL PRESSURE WARNING LIGHT SWITCH	T10	REVERSING LIGHT SWITCH	T20	BRAKE LIGHT SWITCH
T22	SWITCH CLUTCH CONTROL (CRUISE CONTROL)	T23	SWITCH BRAKE ACTUATION (ENGINE TIMING)	T25	SWITCH CLUTCH CONTROL (ENGINE CONTROL)

FUNCTIONS ON THE VEHICLE

Vehicle	alim.	kW	Date	Engine	 S10	 T10	 T20 - T23	 T22 - T25
---------	-------	----	------	--------	---	---	--	---

ENGINE				
2.0TDi	Diesel	100	02/08-03/11	D 4204 T

Engine	Information	S10	T10	T20 - T23	T22 - T25
All engines		7.0130	7.6267		7.1236 T22
All engines	COL:black			7.1231 T20	
All engines	COL:blue			7.1237 T20	
All engines	Conn. nr. 2				7.1221 T25

ENGINE				
2.4 D	Diesel	0	01/10->	D 5244 T19

Engine	Information	S10	T10	T20 - T23	T22 - T25
All engines			7.6272		
All engines	COL:black			7.1231 T20	
All engines	+OBD, COL:light blue, COL:white			7.1237 T20	
All engines	->ch. 87000, OM:mechanical, see connection type				7.1221 T22
All engines	OM:mechanical, see connection type, with control switch				7.1236 T22

ENGINE				
2.4 D	Diesel	120	03/06->	D 5244 T19, D 5244 T5

Engine	Information	S10	T10	T20 - T23	T22 - T25
Eng. D 5244 T5	COL:black, spanner size 24, switch press. 0.5 bar, thread M14x1.5	7.0056			
Eng. D 5244 T5	Conn. nr. 2, without mounting parts		7.6272		
All engines	COL:black			7.1231 T20	
All engines	COL:blue			7.1237 T20	
Eng. D 5244 T5	Conn. nr. 2				7.1221 T25
Eng. D 5244 T5					7.1236 T22

ENGINE				
2.4 D	Diesel	129	01/10-03/11	D 5244 T14

Engine	Information	S10	T10	T20 - T23	T22 - T25
All engines	Conn. nr. 2, without mounting parts		7.6272		
All engines	COL:black			7.1231 T20	
All engines	COL:blue			7.1237 T20	
All engines	Conn. nr. 2				7.1221 T25
All engines					7.1236 T22

ENGINE				
2.5 T	Petrol	147	03/06-12/11	B 5254 T6

Engine	Information	S10	T10	T20 - T23	T22 - T25
All engines	COL:black, spanner size 24, switch press. 0.5 bar, thread M14x1.5	7.0056			
All engines	Conn. nr. 2, without mounting parts		7.6272		
All engines	COL:black			7.1231 T20	
All engines	COL:blue			7.1237 T20	
All engines	Conn. nr. 2				7.1221 T25
All engines					7.1236 T22

ENGINE				
2.5 T	Petrol	170	01/10-12/12	B 5254 T10

Engine	Information	S10	T10	T20 - T23	T22 - T25
All engines	COL:black, spanner size 24, switch press. 0.5 bar, thread M14x1.5	7.0056			
All engines	Conn. nr. 2, without mounting parts		7.6272		
All engines	COL:black			7.1231 T20	
All engines	COL:blue			7.1237 T20	
All engines	Conn. nr. 2				7.1221 T25
All engines					7.1236 T22

ENGINE				
2.5 T	Petrol	183	09/12->	B 5254 T14

Engine	Information	S10	T10	T20 - T23	T22 - T25
All engines	COL:black, spanner size 24, switch press. 0.5 bar, thread M14x1.5	7.0056			
All engines	COL:black			7.1231 T20	
All engines	COL:blue			7.1237 T20	

ENGINE				
2.5 T	Petrol	187	01/12->	B 5254 T12

Engine	Information	S10	T10	T20 - T23	T22 - T25
All engines	COL:black, spanner size 24, switch press. 0.5 bar, thread M14x1.5	7.0056			

S10 OIL PRESSURE WARNING LIGHT SWITCH	T10 REVERSING LIGHT SWITCH	T20 BRAKE LIGHT SWITCH
T22 SWITCH CLUTCH CONTROL (CRUISE CONTROL)	T23 SWITCH BRAKE ACTUATION (ENGINE TIMING)	T25 SWITCH CLUTCH CONTROL (ENGINE CONTROL)

FUNCTIONS ON THE VEHICLE

Vehicle	alim.	kW	Date	Engine	 S10	 T10	 T20 - T23	 T22 - T25
---------	-------	----	------	--------	---	---	--	---

ENGINE				
2.5 T	Petrol	187	01/12->	B 5254 T12

Engine	Information	S10	T10	T20 - T23	T22 - T25
All engines	COL:black			7.1231 T20	
All engines	COL:blue			7.1237 T20	

ENGINE				
2.5 T AWD	Petrol	147	10/06-04/09	B 5254 T6

Engine	Information	S10	T10	T20 - T23	T22 - T25
All engines		7.0056	7.6272		
All engines	COL:black			7.1231 T20	
All engines	+OBD, COL:light blue, COL:white			7.1237 T20	
All engines	->ch. 87000, OM:mechanical, see connection type				7.1221 T22
All engines	OM:mechanical, see connection type, with control switch				7.1236 T22

ENGINE				
2.5 T FlexFuel	Petrol/ Ethanol	147	05/08-12/11	B 5254 T8

Engine	Information	S10	T10	T20 - T23	T22 - T25
All engines	COL:black, spanner size 24, switch press. 0.5 bar, thread M14x1.5	7.0056			
All engines	Conn. nr. 2, without mounting parts		7.6272		
All engines	COL:black			7.1231 T20	
All engines	COL:blue			7.1237 T20	
All engines	Conn. nr. 2				7.1221 T25
All engines					7.1236 T22

ENGINE				
2.5 T FlexFuel	Petrol/ Ethanol	170	01/10-12/11	B 5254 T11

Engine	Information	S10	T10	T20 - T23	T22 - T25
All engines	COL:black, spanner size 24, switch press. 0.5 bar, thread M14x1.5	7.0056			
All engines	Conn. nr. 2, without mounting parts		7.6272		
All engines	COL:black			7.1231 T20	
All engines	COL:blue			7.1237 T20	
All engines	Conn. nr. 2				7.1221 T25
All engines					7.1236 T22

ENGINE				
3.2	Petrol	175	03/06->	B 6324 S

Engine	Information	S10	T10	T20 - T23	T22 - T25
All engines	COL:black, spanner size 24, switch press. 0.5 bar, thread M14x1.5	7.0056			
All engines	COL:black			7.1231 T20	
All engines	COL:blue			7.1237 T20	

ENGINE				
3.2 AWD	Petrol	175	01/07-12/10	B 6324 S

Engine	Information	S10	T10	T20 - T23	T22 - T25
All engines	COL:black, spanner size 24, switch press. 0.5 bar, thread M14x1.5	7.0056			
All engines	COL:black			7.1231 T20	
All engines	COL:blue			7.1237 T20	

ENGINE				
3.2 Flexifuel AWD	Petrol/ Ethanol	177	01/09-03/10	B 6324 S



Engine	Information	S10	T10	T20 - T23	T22 - T25
All engines	COL:black, spanner size 24, switch press. 0.5 bar, thread M14x1.5	7.0056			
All engines	COL:black			7.1231 T20	
All engines	COL:blue			7.1237 T20	

ENGINE				
4.4 V8 AWD	Petrol	232	03/06-03/12	B 8444 S

Engine	Information	S10	T10	T20 - T23	T22 - T25
All engines		7.0114			
All engines	COL:black			7.1231 T20	
All engines	COL:blue			7.1237 T20	

S10 OIL PRESSURE WARNING LIGHT SWITCH	T10 REVERSING LIGHT SWITCH	T20 BRAKE LIGHT SWITCH
T22 SWITCH CLUTCH CONTROL (CRUISE CONTROL)	T23 SWITCH BRAKE ACTUATION (ENGINE TIMING)	T25 SWITCH CLUTCH CONTROL (ENGINE CONTROL)

FUNCTIONS ON THE VEHICLE

Vehicle	alim.	kW	Date	Engine	 S10	 T10	 T20 - T23	 T22 - T25
---------	-------	----	------	--------	---	---	--	---

ENGINE				
D3	Diesel	100	05/12->	D 5204 T7

Engine	Information	S10	T10	T20 - T23	T22 - T25
All engines	Conn. nr. 2, without mounting parts		7.6272		
All engines	COL:black			7.1231 T20	
All engines	COL:blue			7.1237 T20	
All engines	->ch. 87000, Conn. nr. 2				7.1221 T25
All engines					7.1236 T22

ENGINE				
D4	Diesel	133	09/13->	D 4204 T5

Engine	Information	S10	T10	T20 - T23	T22 - T25
All engines	Conn. nr. 2, without mounting parts		7.6272		
All engines	COL:black			7.1231 T20	
All engines	COL:blue			7.1237 T20	
All engines	Conn. nr. 2				7.1221 T25
All engines					7.1236 T22

ENGINE				
D5	Diesel	136	03/06->	D 5244 T4

Engine	Information	S10	T10	T20 - T23	T22 - T25
All engines	COL:black, spanner size 24, switch press. 0.5 bar, thread M14x1.5	7.0056			
All engines	Conn. nr. 2, without mounting parts		7.6272		
All engines	COL:black			7.1231 T20	
All engines	COL:blue			7.1237 T20	
All engines	Conn. nr. 2				7.1221 T25
All engines					7.1236 T22

ENGINE				
D5	Diesel	151	01/10->	D 5244 T10

Engine	Information	S10	T10	T20 - T23	T22 - T25
All engines	Conn. nr. 2, without mounting parts		7.6272		
All engines	COL:black			7.1231 T20	
All engines	COL:blue			7.1237 T20	
All engines	Conn. nr. 2				7.1221 T25
All engines					7.1236 T22

ENGINE				
D5	Diesel	158	06/11->	D 5244 T11, D 5244 T15

Engine	Information	S10	T10	T20 - T23	T22 - T25
Eng. D 5244 T11	Conn. nr. 2, without mounting parts		7.6272		
All engines	COL:black			7.1231 T20	
All engines	COL:blue			7.1237 T20	
Eng. D 5244 T11	Conn. nr. 2				7.1221 T25
Eng. D 5244 T11					7.1236 T22

ENGINE				
D5 AWD	Diesel	136	01/07->	D 5244 T4

Engine	Information	S10	T10	T20 - T23	T22 - T25
All engines	COL:black, spanner size 24, switch press. 0.5 bar, thread M14x1.5	7.0056			
All engines	Conn. nr. 2, without mounting parts		7.6272		
All engines	COL:black			7.1231 T20	
All engines	COL:blue			7.1237 T20	
All engines	Conn. nr. 2				7.1221 T25
All engines					7.1236 T22


ENGINE				
D5 AWD	Diesel	151	01/10->	D 5244 T10

Engine	Information	S10	T10	T20 - T23	T22 - T25
All engines	Conn. nr. 2, without mounting parts		7.6272		
All engines	COL:black			7.1231 T20	
All engines	COL:blue			7.1237 T20	
All engines	Conn. nr. 2				7.1221 T25
All engines					7.1236 T22

ENGINE				
D5 AWD	Diesel	158	06/11->	D 5244 T15

Engine	Information	S10	T10	T20 - T23	T22 - T25
All engines	COL:black			7.1231 T20	

S10	OIL PRESSURE WARNING LIGHT SWITCH	T10	REVERSING LIGHT SWITCH	T20	BRAKE LIGHT SWITCH
T22	SWITCH CLUTCH CONTROL (CRUISE CONTROL)	T23	SWITCH BRAKE ACTUATION (ENGINE TIMING)	T25	SWITCH CLUTCH CONTROL (ENGINE CONTROL)

Vehicle	alim.	kW	Date	Engine	 S10	 T10	 T20 - T23	 T22 - T25
---------	-------	----	------	--------	---	---	--	---

ENGINE				
D5 AWD	Diesel	158	06/11->	D 5244 T15

Engine	Information	S10	T10	T20 - T23	T22 - T25
All engines	COL:blue			7.1237 T20	

ENGINE				
T4	Petrol	132	10/10->	B 4164 T

Engine	Information	S10	T10	T20 - T23	T22 - T25
All engines		7.0146	7.6267		7.1236 T22
All engines	COL:black			7.1231 T20	
All engines	COL:blue			7.1237 T20	
All engines	Conn. nr. 2				7.1221 T25

ENGINE				
T4F	Petrol/ Ethanol	132	05/11->	B 4164 T2

Engine	Information	S10	T10	T20 - T23	T22 - T25
All engines		7.0146	7.6267		7.1236 T22
All engines	COL:black			7.1231 T20	
All engines	COL:blue			7.1237 T20	
All engines	Conn. nr. 2				7.1221 T25

ENGINE				
T5	Petrol	177	10/10->	B 4204 T7

Engine	Information	S10	T10	T20 - T23	T22 - T25
All engines		7.0146	7.6267		7.1236 T22
All engines	COL:black			7.1231 T20	
All engines	COL:blue			7.1237 T20	
All engines	Conn. nr. 2				7.1221 T25

ENGINE				
T5	Petrol	180	09/13->	B 4204 T11

Engine	Information	S10	T10	T20 - T23	T22 - T25
All engines				7.1231 T20	
All engines	COL:blue			7.1237 T20	

ENGINE				
T6 AWD	Petrol	210	01/07-12/10	B 6304 T2

Engine	Information	S10	T10	T20 - T23	T22 - T25
All engines	COL:black, spanner size 24, switch press. 0.5 bar, thread M14x1.5	7.0056			
All engines	COL:black			7.1231 T20	
All engines	COL:blue			7.1237 T20	

ENGINE				
T6 AWD	Petrol	224	10/10-12/16	B 6304 T4

Engine	Information	S10	T10	T20 - T23	T22 - T25
All engines	COL:black, spanner size 24, switch press. 0.5 bar, thread M14x1.5	7.0056			
All engines	COL:black			7.1231 T20	
All engines	COL:blue			7.1237 T20	

S80L

ENGINE				
2.0 T	Petrol	149	01/10->	B 4204 T6

Engine	Information	S10	T10	T20 - T23	T22 - T25
All engines		7.0146			
All engines	COL:black			7.1231 T20	
All engines	+OBD, COL:light blue, COL:white			7.1237 T20	

ENGINE				
2.5 T	Petrol	147	01/08->	B 5254 T6





Engine	Information	S10	T10	T20 - T23	T22 - T25
All engines		7.0056			
All engines	COL:black			7.1231 T20	
All engines	+OBD, COL:light blue, COL:white			7.1237 T20	

ENGINE				
2.5 T5	Petrol	187	01/12->	B 5254 T12

Engine	Information	S10	T10	T20 - T23	T22 - T25
All engines		7.0056			
All engines	COL:black			7.1231 T20	
All engines	+OBD, COL:light blue, COL:white			7.1237 T20	





S10 OIL PRESSURE WARNING LIGHT SWITCH	T10 REVERSING LIGHT SWITCH	T20 BRAKE LIGHT SWITCH
T22 SWITCH CLUTCH CONTROL (CRUISE CONTROL)	T23 SWITCH BRAKE ACTUATION (ENGINE TIMING)	T25 SWITCH CLUTCH CONTROL (ENGINE CONTROL)

FUNCTIONS ON THE VEHICLE

Vehicle	alim.	kW	Date	Engine	 S10	 T10	 T20 - T23	 T22 - T25
ENGINE								
T4	Petrol	132	01/12->	B 5204 T8				
Engine	Information			S10	T10	T20 - T23	T22 - T25	
All engines				7.0056				
All engines	COL:black					7.1231	T20	
All engines	+OBD, COL:light blue, COL:white					7.1237	T20	
ENGINE								
T5	Petrol	177	01/12->	B 4204 T7				
Engine	Information			S10	T10	T20 - T23	T22 - T25	
All engines				7.0146				
All engines	COL:black					7.1231	T20	
All engines	+OBD, COL:light blue, COL:white					7.1237	T20	
ENGINE								
T6 AWD	Petrol	210	01/08->	B 6304 T2				
Engine	Information			S10	T10	T20 - T23	T22 - T25	
All engines	COL:black					7.1231	T20	
All engines	+OBD, COL:light blue, COL:white					7.1237	T20	
ENGINE								
T6 AWD	Petrol	224	01/10->	B 6304 T4				
Engine	Information			S10	T10	T20 - T23	T22 - T25	
All engines	COL:black					7.1231	T20	
All engines	+OBD, COL:light blue, COL:white					7.1237	T20	
S90								
ENGINE								
2.5	Petrol	125	11/96-10/98	B 6254 FS				
Engine	Information			S10	T10	T20 - T23	T22 - T25	
All engines	COL:black, spanner size 24, switch press. 0.5 bar, thread M14x1.5			7.0056				
ENGINE								
2.5	Petrol	132	11/96-10/97	B 6244 FS				
Engine	Information			S10	T10	T20 - T23	T22 - T25	
All engines	COL:black, spanner size 24, switch press. 0.5 bar, thread M14x1.5			7.0056				
ENGINE								
2.9	Petrol	132	01/97-05/98	B 6304 FS2, B 6304 S2				
Engine	Information			S10	T10	T20 - T23	T22 - T25	
All engines	COL:black, spanner size 24, switch press. 0.5 bar, thread M14x1.5			7.0056				
Eng. B 6304 S2					7.6036			
Eng. B 6304 FS2	Conn. nr. 2, without mounting parts				7.6272			
Eng. B 6304 S2	kit				7.6274K			
ENGINE								
2.9	Petrol	150	01/97-05/98	B 6304 FS, B 6304 FS2, B 6304 G				
Engine	Information			S10	T10	T20 - T23	T22 - T25	
All engines	COL:black, spanner size 24, switch press. 0.5 bar, thread M14x1.5			7.0056				
V40 I								
ENGINE								
1.6	Petrol	77	12/95-08/99	B 4164 S				
Engine	Information			S10	T10	T20 - T23	T22 - T25	
All engines	COL:black, spanner size 24, switch press. 0.5 bar, thread M14x1.5			7.0056				
All engines					7.6096			
All engines	->ch. 305380, RHD					7.1075	T20	
ENGINE								
1.6	Petrol	80	03/99-06/04	B 4164 S2				
Engine	Information			S10	T10	T20 - T23	T22 - T25	
All engines	COL:black, spanner size 24, switch press. 0.5 bar, thread M14x1.5			7.0056				
All engines					7.6096			
All engines	->ch. 305380, RHD					7.1075	T20	


S10	OIL PRESSURE WARNING LIGHT SWITCH	T10	REVERSING LIGHT SWITCH	T20	BRAKE LIGHT SWITCH
T22	SWITCH CLUTCH CONTROL (CRUISE CONTROL)	T23	SWITCH BRAKE ACTUATION (ENGINE TIMING)	T25	SWITCH CLUTCH CONTROL (ENGINE CONTROL)

FUNCTIONS ON THE VEHICLE

Vehicle	alim.	kW	Date	Engine	 S10	 T10	 T20 - T23	 T22 - T25
ENGINE								
1.8	Petrol	85	07/95-08/99	B 4184 S, B 4184 S3				
Engine	Information				S10	T10	T20 - T23	T22 - T25
All engines	COL:black, spanner size 24, switch press. 0.5 bar, thread M14x1.5				7.0056			
All engines						7.6096		
All engines	->ch. 305380, LHD, NOT FOR:(J), RHD						7.1075	T20
ENGINE								
1.8	Petrol	90	03/99-06/04	B 4184 S2, B 4184 S3, B 4184 S9				
Engine	Information				S10	T10	T20 - T23	T22 - T25
All engines	COL:black, spanner size 24, switch press. 0.5 bar, thread M14x1.5				7.0056			
Eng. B 4184 S3, B 4184 S9	COL:grey				7.0151			
All engines	t.tnr. M5P					7.6096		
Eng. B 4184 S3	t.tnr. M56					7.6274K		
All engines	->ch. 305380, pole nr. 2, RHD						7.1075	T20
ENGINE								
1.8 16V	Petrol	90	08/00->	B 4184 S10				
Engine	Information				S10	T10	T20 - T23	T22 - T25
All engines	COL:black				7.0056			
All engines	COL:grey				7.0151			
All engines						7.6096		
ENGINE								
1.8 Bi-Fuel	Petrol/ Natural Gas (CNG)	88	11/99-08/03	B 4184 S9				
Engine	Information				S10	T10	T20 - T23	T22 - T25
All engines	COL:black, spanner size 24, switch press. 0.5 bar, thread M14x1.5				7.0056			
All engines						7.6096		
All engines	->ch. 305380						7.1075	T20
ENGINE								
1.8 Blu-Fuel	Petrol/ Natural Gas (CNG)	85	06/01-08/03	B4184S10				
Engine	Information				S10	T10	T20 - T23	T22 - T25
All engines	COL:black, spanner size 24, switch press. 0.5 bar, thread M14x1.5				7.0056			
All engines						7.6096		
ENGINE								
1.8 i	Petrol	90	06/01-06/04	B 4184 SJ				
Engine	Information				S10	T10	T20 - T23	T22 - T25
All engines	COL:black, spanner size 24, switch press. 0.5 bar, thread M14x1.5				7.0056			
All engines	spanner size 22, thread M14x1.5					7.6084		
All engines	->ch. 305380, RHD						7.1075	T20
ENGINE								
1.8 i	Petrol	92	03/98-06/04	B 4184 SM				
Engine	Information				S10	T10	T20 - T23	T22 - T25
All engines	COL:black, spanner size 24, switch press. 0.5 bar, thread M14x1.5				7.0056			
All engines	spanner size 22, thread M14x1.5					7.6084		
All engines	->ch. 305380, LHD, NOT FOR:(J), RHD						7.1075	T20
ENGINE								
1.9 DI	Diesel	70	03/99-07/00	D 4192 T2				
Engine	Information				S10	T10	T20 - T23	T22 - T25
All engines					7.0076	7.6096		
All engines	->ch. 305380, RHD						7.1075	T20
ENGINE								
1.9 DI	Diesel	75	07/00-06/04	D 4192 T4				
Engine	Information				S10	T10	T20 - T23	T22 - T25
All engines					7.0076			
All engines	Conn. nr. 2, without mounting parts					7.6272		
All engines	->ch. 305380, RHD						7.1075	T20

S10	OIL PRESSURE WARNING LIGHT SWITCH	T10	REVERSING LIGHT SWITCH	T20	BRAKE LIGHT SWITCH
T22	SWITCH CLUTCH CONTROL (CRUISE CONTROL)	T23	SWITCH BRAKE ACTUATION (ENGINE TIMING)	T25	SWITCH CLUTCH CONTROL (ENGINE CONTROL)

FUNCTIONS ON THE VEHICLE

Vehicle	alim.	kW	Date	Engine	 S10	 T10	 T20 - T23	 T22 - T25
---------	-------	----	------	--------	---	---	--	---

				ENGINE
1.9 DI	Diesel	85	07/00-06/04	D 4192 T3

Engine	Information	S10	T10	T20 - T23	T22 - T25
All engines		7.0076			
All engines	Conn. nr. 2, without mounting parts		7.6272		
All engines	->ch. 305380			7.1075 T20	

				ENGINE
1.9 T4	Petrol	147	05/97-07/00	B 4194 T, B 4194 T2

Engine	Information	S10	T10	T20 - T23	T22 - T25
All engines	COL:black, spanner size 24, switch press. 0.5 bar, thread M14x1.5	7.0056			
All engines	Conn. nr. 2, without mounting parts		7.6272		
All engines	->ch. 305380, RHD			7.1075 T20	

				ENGINE
1.9 TD	Diesel	66	07/95-08/99	D 4192 T

Engine	Information	S10	T10	T20 - T23	T22 - T25
All engines	COL:milk white, spanner size 21, switch press. 0.5 bar, thread M18x1.5	7.0075			
All engines			7.6096		
All engines	->ch. 305380, LHD, NOT FOR:(J), RHD			7.1075 T20	

				ENGINE
2.0	Petrol	100	07/95-06/04	B 4204 S, B 4204 S2

Engine	Information	S10	T10	T20 - T23	T22 - T25
All engines	COL:black, spanner size 24, switch press. 0.5 bar, thread M14x1.5	7.0056			
All engines	spanner size 22, t.tnr. M5M42, thread M14x1.5		7.6084		
All engines	t.tnr. M3P/MSP/MSD		7.6096		
All engines	Conn. nr. 2, t.tnr. M56, without mounting parts		7.6272		
All engines	->ch. 305380, production date -> 1998, RHD			7.1075 T20	

				ENGINE
2.0	Petrol	103	07/95-08/99	B 4204 S

Engine	Information	S10	T10	T20 - T23	T22 - T25
All engines	COL:black, spanner size 24, switch press. 0.5 bar, thread M14x1.5	7.0056			
All engines			7.6096		
All engines	->ch. 305380, LHD, NOT FOR:(J), RHD			7.1075 T20	

				ENGINE
2.0 T	Petrol	118	10/97-07/00	B 4204 T

Engine	Information	S10	T10	T20 - T23	T22 - T25
All engines	COL:black, spanner size 24, switch press. 0.5 bar, thread M14x1.5	7.0056			
All engines	Conn. nr. 2, without mounting parts		7.6272		
All engines	->ch. 305380, LHD, NOT FOR:(J), RHD			7.1075 T20	

				ENGINE
2.0 T	Petrol	120	06/01-06/04	B 4204 T3

Engine	Information	S10	T10	T20 - T23	T22 - T25
All engines	COL:black, spanner size 24, switch press. 0.5 bar, thread M14x1.5	7.0056			
All engines	Conn. nr. 2, without mounting parts		7.6272		
All engines	->ch. 305380, RHD			7.1075 T20	

				ENGINE
2.0 T	Petrol	121	07/99-06/04	B 4204 T2

Engine	Information	S10	T10	T20 - T23	T22 - T25
All engines	COL:black, spanner size 24, switch press. 0.5 bar, thread M14x1.5	7.0056			
All engines	Conn. nr. 2, without mounting parts		7.6272		
All engines	->ch. 305380, RHD			7.1075 T20	

				ENGINE
2.0 T4	Petrol	147	07/00-06/04	B 4204 T5

Engine	Information	S10	T10	T20 - T23	T22 - T25
All engines	COL:black, spanner size 24, switch press. 0.5 bar, thread M14x1.5	7.0056			
All engines	Conn. nr. 2, without mounting parts		7.6272		
All engines	->ch. 305380, RHD			7.1075 T20	

S10	OIL PRESSURE WARNING LIGHT SWITCH	T10	REVERSING LIGHT SWITCH	T20	BRAKE LIGHT SWITCH
T22	SWITCH CLUTCH CONTROL (CRUISE CONTROL)	T23	SWITCH BRAKE ACTUATION (ENGINE TIMING)	T25	SWITCH CLUTCH CONTROL (ENGINE CONTROL)

Vehicle	alim.	kW	Date	Engine	 S10	 T10	 T20 - T23	 T22 - T25
---------	-------	----	------	--------	---	---	--	---

V40 II

				ENGINE
1.6 D2	Diesel	84	09/13-12/15	D 4162 T

Engine	Information	S10	T10	T20 - T23	T22 - T25
All engines		7.0130	7.6267	7.1245 T20	7.1236 T22

				ENGINE
1.6 D2/ DRIVE	Diesel	84	09/13-12/15	D 4162 T

Engine	Information	S10	T10	T20 - T23	T22 - T25
All engines		7.0130	7.6267	7.1245 T20	7.1236 T22

				ENGINE
2.0 D3	Diesel	110	09/13-12/15	D 5204 T6

Engine	Information	S10	T10	T20 - T23	T22 - T25
All engines			7.6267	7.1245 T20	7.1236 T22
All engines	Conn. nr. 2, without mounting parts		7.6272		

				ENGINE
2.0 D4	Diesel	130	09/13-12/14	D 5204 T4

Engine	Information	S10	T10	T20 - T23	T22 - T25
All engines			7.6267	7.1245 T20	7.1236 T22
All engines	Conn. nr. 2, without mounting parts		7.6272		

				ENGINE
D2	Diesel	84	03/12->	D 4162 T

Engine	Information	S10	T10	T20 - T23	T22 - T25
All engines		7.0130	7.6267	7.1245 T20	7.1236 T22

				ENGINE
D2	Diesel	88	02/15->	D 4204 T8

Engine	Information	S10	T10	T20 - T23	T22 - T25
All engines			7.6272	7.1245 T20	7.1236 T22

				ENGINE
D3	Diesel	110	03/12->	D 4204 T9, D 5204 T6

Engine	Information	S10	T10	T20 - T23	T22 - T25
All engines	Conn. nr. 2, without mounting parts		7.6272		
All engines				7.1245 T20	7.1236 T22

				ENGINE
D4	Diesel	130	03/12->	D 5204 T4

Engine	Information	S10	T10	T20 - T23	T22 - T25
All engines	Conn. nr. 2, without mounting parts		7.6272		
All engines				7.1245 T20	7.1236 T22

				ENGINE
D4	Diesel	140	05/14->	D 4204 T14

Engine	Information	S10	T10	T20 - T23	T22 - T25
All engines	Conn. nr. 2, without mounting parts		7.6272		
All engines				7.1245 T20	7.1236 T22

				ENGINE
T2	Petrol	90	02/15->	B 4154 T5, B 4204 T38

Engine	Information	S10	T10	T20 - T23	T22 - T25
Eng. B 4204 T38			7.6272		7.1236 T22
All engines				7.1245 T20	

				ENGINE
T2 GTDi	Petrol	88	03/13-12/15	B 4164 T4

Engine	Information	S10	T10	T20 - T23	T22 - T25
All engines		7.0146	7.6267	7.1245 T20	7.1236 T22

				ENGINE
T3	Petrol	112	02/15->	B 4154 T4, B 4204 T37





Engine	Information	S10	T10	T20 - T23	T22 - T25
Eng. B 4204 T37			7.6272		
All engines				7.1245 T20	7.1236 T22

				ENGINE
T3 GTDi	Petrol	110	03/12->	B 4164 T3

Engine	Information	S10	T10	T20 - T23	T22 - T25
All engines		7.0146	7.6267	7.1245 T20	7.1236 T22

S10 OIL PRESSURE WARNING LIGHT SWITCH	T10 REVERSING LIGHT SWITCH	T20 BRAKE LIGHT SWITCH
T22 SWITCH CLUTCH CONTROL (CRUISE CONTROL)	T23 SWITCH BRAKE ACTUATION (ENGINE TIMING)	T25 SWITCH CLUTCH CONTROL (ENGINE CONTROL)

FUNCTIONS ON THE VEHICLE

Vehicle	alim.	kW	Date	Engine	 S10	 T10	 T20 - T23	 T22 - T25
ENGINE								
T4	Petrol	132	07/13-12/15	B 5204 T8				
Engine	Information				S10	T10	T20 - T23	T22 - T25
All engines	COL:black, spanner size 24, switch press. 0.5 bar, thread M14x1.5				7.0056			
All engines							7.1245 T20	
ENGINE								
T4	Petrol	140	08/15->	B 4204 T19				
Engine	Information				S10	T10	T20 - T23	T22 - T25
All engines						7.6272	7.1245 T20	7.1236 T22
ENGINE								
T4	Petrol	147	04/14->	B 4164 T				
Engine	Information				S10	T10	T20 - T23	T22 - T25
All engines					7.0146	7.6267	7.1245 T20	7.1236 T22
ENGINE								
T4 AWD	Petrol	132	07/13->	B 5204 T8				
Engine	Information				S10	T10	T20 - T23	T22 - T25
All engines	COL:black, spanner size 24, switch press. 0.5 bar, thread M14x1.5				7.0056			
All engines							7.1245 T20	
ENGINE								
T4 AWD	Petrol	140	05/14->	B 4204 T21				
Engine	Information				S10	T10	T20 - T23	T22 - T25
All engines							7.1245 T20	
ENGINE								
T4 GTDi	Petrol	132	03/12->	B 4164 T				
Engine	Information				S10	T10	T20 - T23	T22 - T25
All engines					7.0146	7.6267	7.1245 T20	7.1236 T22
ENGINE								
T5	Petrol	157	03/13-12/15	B 5204 T9				
Engine	Information				S10	T10	T20 - T23	T22 - T25
All engines	COL:black, spanner size 24, switch press. 0.5 bar, thread M14x1.5				7.0056			
All engines							7.1245 T20	
ENGINE								
T5	Petrol	180	05/14->	B 4204 T11				
Engine	Information				S10	T10	T20 - T23	T22 - T25
All engines							7.1245 T20	
ENGINE								
T5	Petrol	183	01/14->	B 5254 T14				
Engine	Information				S10	T10	T20 - T23	T22 - T25
All engines	COL:black, spanner size 24, switch press. 0.5 bar, thread M14x1.5				7.0056			
All engines							7.1245 T20	
ENGINE								
T5	Petrol	187	12/12->	B 5254 T12				
Engine	Information				S10	T10	T20 - T23	T22 - T25
All engines	COL:black, spanner size 24, switch press. 0.5 bar, thread M14x1.5				7.0056			
All engines							7.1245 T20	
ENGINE								
T5 AWD	Petrol	157	03/13->	B 5204 T9				
Engine	Information				S10	T10	T20 - T23	T22 - T25
All engines	COL:black, spanner size 24, switch press. 0.5 bar, thread M14x1.5				7.0056			
All engines							7.1245 T20	
ENGINE								
T5 AWD	Petrol	180	05/14->	B 4204 T11				
Engine	Information				S10	T10	T20 - T23	T22 - T25
All engines							7.1245 T20	
ENGINE								
T5 AWD	Petrol	183	01/14->	B 5254 T14				
Engine	Information				S10	T10	T20 - T23	T22 - T25
All engines	COL:black, spanner size 24, switch press. 0.5 bar, thread M14x1.5				7.0056			

S10 OIL PRESSURE WARNING LIGHT SWITCH	T10 REVERSING LIGHT SWITCH	T20 BRAKE LIGHT SWITCH
T22 SWITCH CLUTCH CONTROL (CRUISE CONTROL)	T23 SWITCH BRAKE ACTUATION (ENGINE TIMING)	T25 SWITCH CLUTCH CONTROL (ENGINE CONTROL)

The present application list is a brief version. For the detailed information about the possibility of installation on a specific vehicle, please refer to our web-catalogue <http://catalogo.facet.eu/>

Vehicle	alim.	kW	Date	Engine	 S10	 T10	 T20 - T23	 T22 - T25
---------	-------	----	------	--------	---	---	--	---

ENGINE				
T5 AWD	Petrol	183	01/14->	B 5254 T14

Engine	Information	S10	T10	T20 - T23	T22 - T25
All engines				7.1245 T20	

ENGINE				
T5 AWD	Petrol	187	01/13->	B 5254 T12

Engine	Information	S10	T10	T20 - T23	T22 - T25
All engines	COL:black, spanner size 24, switch press. 0.5 bar, thread M14x1.5	7.0056			
All engines				7.1245 T20	

ENGINE				
1.6	Petrol	74	01/05-12/12	B 4164 S3

Engine	Information	S10	T10	T20 - T23	T22 - T25
All engines		7.0146	7.6212		7.1221 T22
All engines	COL:black			7.1231 T20	
All engines	with control switch				7.1271 T22

ENGINE				
1.6 D	Diesel	81	01/05-12/11	D 4164 T

Engine	Information	S10	T10	T20 - T23	T22 - T25
All engines		7.0130	7.6242		7.1221 T22
All engines	COL:black			7.1231 T20	
All engines	with control switch				7.1271 T22

ENGINE				
1.6 D2	Diesel	84	01/10-12/12	D 4162 T

Engine	Information	S10	T10	T20 - T23	T22 - T25
All engines		7.0130		7.1245 T20	7.1221 T22
All engines	t.nr. IBS		7.6212		
All engines	t.nr. MTX75		7.6242		
All engines	t.nr. MMT6		7.6267		
All engines	with control switch				7.1271 T22

ENGINE				
1.8	Petrol	92	04/04-12/10	B 4184 S11

Engine	Information	S10	T10	T20 - T23	T22 - T25
All engines		7.0146			7.1221 T22
All engines	ch. 252750 ->		7.6242		
All engines	->ch. 252749, with mounting parts		7.6276K		
All engines	COL:black			7.1231 T20	
All engines	with control switch				7.1271 T22

ENGINE				
1.8 BiFuel	Petrol/ Petroleum Gas (LPG)	93	01/09-09/10	B 4184 S8

Engine	Information	S10	T10	T20 - T23	T22 - T25
All engines		7.0146			
All engines	ch. 252750 ->		7.6242		
All engines	->ch. 252749, with mounting parts		7.6276K		
All engines	COL:black			7.1231 T20	

ENGINE				
1.8 FlexFuel	Petrol/ Ethanol	92	01/05-12/10	B 4184 S8





Engine	Information	S10	T10	T20 - T23	T22 - T25
All engines		7.0146			7.1221 T22
All engines	ch. 252750 ->		7.6242		
All engines	->ch. 252749, with mounting parts		7.6276K		
All engines	COL:black			7.1231 T20	
All engines	with control switch				7.1271 T22

ENGINE				
2.0	Petrol	107	10/06-12/12	B 4204 S3

Engine	Information	S10	T10	T20 - T23	T22 - T25
All engines		7.0146			7.1221 T22
All engines	ch. 252750 ->		7.6242		
All engines	->ch. 252749, with mounting parts		7.6276K		

S10	OIL PRESSURE WARNING LIGHT SWITCH	T10	REVERSING LIGHT SWITCH	T20	BRAKE LIGHT SWITCH
T22	SWITCH CLUTCH CONTROL (CRUISE CONTROL)	T23	SWITCH BRAKE ACTUATION (ENGINE TIMING)	T25	SWITCH CLUTCH CONTROL (ENGINE CONTROL)

FUNCTIONS ON THE VEHICLE

Vehicle	alim.	kW	Date	Engine	 S10	 T10	 T20 - T23	 T22 - T25
ENGINE								
2.0	Petrol	107	10/06-12/12	B 4204 S3				
Engine	Information			S10	T10	T20 - T23	T22 - T25	
All engines	COL:black					7.1231 T20		
All engines	with control switch						7.1271 T22	
ENGINE								
2.0 CDI	Diesel	98	12/03-12/06	D 4204 T2				
Engine	Information			S10	T10	T20 - T23	T22 - T25	
All engines				7.0130	7.6267		7.1271 T22	
All engines	COL:black					7.1231 T20		
All engines	Conn. nr. 2						7.1221 T25	
ENGINE								
2.0 D	Diesel	100	04/04-12/10	D 4204 T				
Engine	Information			S10	T10	T20 - T23	T22 - T25	
All engines				7.0130				
All engines	man 6 speed				7.6267			
All engines	Conn. nr. 2, man 5 speed, without mounting parts				7.6272			
All engines	COL:black					7.1231 T20		
All engines	t.nr. MMT6						7.1221 T22	
All engines	with control switch						7.1271 T22	
ENGINE								
2.0 D4	Diesel	96	07/05-12/06	D 4204 T2				
Engine	Information			S10	T10	T20 - T23	T22 - T25	
All engines				7.0130	7.6267			
All engines	COL:black					7.1231 T20		
ENGINE								
2.0 FlexFuel	Petrol/ Ethanol	107	01/10-12/12	B 4204 S4				
Engine	Information			S10	T10	T20 - T23	T22 - T25	
All engines				7.0146			7.1221 T22	
All engines	ch. 252750 ->				7.6242			
All engines	->ch. 252749, with mounting parts				7.6276K			
All engines	COL:black					7.1231 T20		
All engines	with control switch						7.1271 T22	
ENGINE								
2.4	Petrol	103	04/04-12/10	B 5244 S5				
Engine	Information			S10	T10	T20 - T23	T22 - T25	
All engines	COL:black, spanner size 24, switch press. 0.5 bar, thread M14x1.5			7.0056				
All engines	Conn. nr. 2, without mounting parts				7.6272			
All engines	COL:black					7.1231 T20		
All engines	with control switch						7.1271 T22	
ENGINE								
2.4	Petrol	125	04/04-12/10	B 5244 S4				
Engine	Information			S10	T10	T20 - T23	T22 - T25	
All engines				7.0146				
All engines	Conn. nr. 2, without mounting parts				7.6272			
All engines	COL:black					7.1231 T20		
All engines	with control switch						7.1271 T22	
ENGINE								
2.4 AWD	Petrol	125	08/06-12/09	B 5244 S4				
Engine	Information			S10	T10	T20 - T23	T22 - T25	
All engines				7.0056		7.1231 T20		
All engines	ch. 150000 ->				7.6272			
All engines	kit, MODEL TO:2005				7.6274K			
All engines	with control switch						7.1271 T22	
ENGINE								
2.4 D5	Diesel	132	03/06-12/10	D 5244 T13, D 5244 T8				
Engine	Information			S10	T10	T20 - T23	T22 - T25	
All engines				7.0130				
All engines	Conn. nr. 2, without mounting parts				7.6272			
All engines	COL:black					7.1231 T20		
Eng. D 5244 T13	with control switch						7.1271 T22	

S10	OIL PRESSURE WARNING LIGHT SWITCH	T10	REVERSING LIGHT SWITCH	T20	BRAKE LIGHT SWITCH
T22	SWITCH CLUTCH CONTROL (CRUISE CONTROL)	T23	SWITCH BRAKE ACTUATION (ENGINE TIMING)	T25	SWITCH CLUTCH CONTROL (ENGINE CONTROL)

The present application list is a brief version. For the detailed information about the possibility of installation on a specific vehicle, please refer to our web-catalogue <http://catalogo.facet.eu/>

FUNCTIONS ON THE VEHICLE

Vehicle	alim.	kW	Date	Engine	 S10	 T10	 T20 - T23	 T22 - T25
---------	-------	----	------	--------	---	---	--	---

ENGINE				
2.4 Tdi	Diesel	120	05/07-12/10	D 5244 T9

Engine	Information	S10	T10	T20 - T23	T22 - T25
All engines		7.0130			
All engines	COL:black			7.1231 T20	

ENGINE				
D3	Diesel	110	10/10-12/12	D 5204 T5

Engine	Information	S10	T10	T20 - T23	T22 - T25
All engines	t.nr. IB5		7.6212		
All engines	t.nr. MTX75		7.6242		
All engines	t.nr. MMT6		7.6267		
All engines	COL:black			7.1231 T20	
All engines	Conn. nr. 2				7.1221 T25
All engines					7.1271 T22

ENGINE				
D4	Diesel	130	10/10-12/12	D 5204 T

Engine	Information	S10	T10	T20 - T23	T22 - T25
All engines	t.nr. IB5		7.6212		
All engines	t.nr. MTX75		7.6242		
All engines	t.nr. MMT6		7.6267		
All engines	COL:black			7.1231 T20	
All engines	Conn. nr. 2				7.1221 T25
All engines					7.1271 T22

ENGINE				
T5	Petrol	162	04/04-12/07	B 5254 T3

Engine	Information	S10	T10	T20 - T23	T22 - T25
All engines	COL:black, spanner size 24, switch press. 0.5 bar, thread M14x1.5	7.0056			
All engines	ch. 252750 ->		7.6242		
All engines	->ch. 252749		7.6267		
All engines	COL:black			7.1231 T20	
All engines	with control switch				7.1271 T22

ENGINE				
T5	Petrol	169	03/07-12/12	B 5254 T7

Engine	Information	S10	T10	T20 - T23	T22 - T25
All engines	COL:black, spanner size 24, switch press. 0.5 bar, thread M14x1.5	7.0056			
All engines	ch. 252750 ->		7.6242		
All engines	->ch. 252749		7.6267		
All engines	COL:black			7.1231 T20	
All engines	with control switch				7.1271 T22

ENGINE				
T5 AWD	Petrol	162	04/04-12/07	B 5254 T3

Engine	Information	S10	T10	T20 - T23	T22 - T25
All engines	COL:black, spanner size 24, switch press. 0.5 bar, thread M14x1.5	7.0056			
All engines	Conn. nr. 2, without mounting parts		7.6272		
All engines	COL:black			7.1231 T20	
All engines	with control switch				7.1271 T22

ENGINE				
T5 AWD	Petrol	169	03/07-12/10	B 5254 T7





Engine	Information	S10	T10	T20 - T23	T22 - T25
All engines	COL:black, spanner size 24, switch press. 0.5 bar, thread M14x1.5	7.0056			
All engines	Conn. nr. 2, without mounting parts		7.6272		
All engines	COL:black			7.1231 T20	
All engines	with control switch				7.1271 T22

V60 I				
1.5 T2	Petrol	90	10/15->	B 4154 T5

Engine	Information	S10	T10	T20 - T23	T22 - T25
All engines	COL:black			7.1231 T20	
All engines	COL:blue			7.1237 T20	





S10 OIL PRESSURE WARNING LIGHT SWITCH	T10 REVERSING LIGHT SWITCH	T20 BRAKE LIGHT SWITCH
T22 SWITCH CLUTCH CONTROL (CRUISE CONTROL)	T23 SWITCH BRAKE ACTUATION (ENGINE TIMING)	T25 SWITCH CLUTCH CONTROL (ENGINE CONTROL)

FUNCTIONS ON THE VEHICLE

Vehicle	alim.	kW	Date	Engine	 S10	 T10	 T20 - T23	 T22 - T25
ENGINE								
1.6 DRIVE	Diesel	84	02/11-12/15	D 4162 T				
Engine	Information				S10	T10	T20 - T23	T22 - T25
All engines					7.0130	7.6267		7.1236 T22
All engines	COL:black, -self-diagnosis system						7.1231 T20	
All engines	+self-diagnosis system, COL:blue						7.1237 T20	
ENGINE								
2.0 BiFuel	Petrol/ Petroleum Gas (LPG)	157	03/14-12/15	B 5204 T9				
Engine	Information				S10	T10	T20 - T23	T22 - T25
All engines	COL:black, -self-diagnosis system						7.1231 T20	
All engines	+self-diagnosis system, COL:blue						7.1237 T20	
ENGINE								
2.0 D2	Diesel	88	03/15->	D 4204 T20, D 4204 T8				
Engine	Information				S10	T10	T20 - T23	T22 - T25
All engines						7.6272		7.1236 T22
All engines	COL:black						7.1231 T20	
All engines	COL:blue						7.1237 T20	
ENGINE								
2.0 D3	Diesel	100	09/13-12/15	D 5204 T7				
Engine	Information				S10	T10	T20 - T23	T22 - T25
All engines	Conn. nr. 2, without mounting parts					7.6272		
All engines	COL:black, -self-diagnosis system						7.1231 T20	
All engines	+self-diagnosis system, COL:blue						7.1237 T20	
All engines								7.1236 T22
ENGINE								
2.0 D3	Diesel	110	03/15->	D 4204 T4, D 4204 T9				
Engine	Information				S10	T10	T20 - T23	T22 - T25
All engines						7.6272		7.1236 T22
All engines	COL:black						7.1231 T20	
All engines	COL:blue						7.1237 T20	
ENGINE								
2.0 D4	Diesel	120	09/13-12/15	D 5204 T3				
Engine	Information				S10	T10	T20 - T23	T22 - T25
All engines	Conn. nr. 2, without mounting parts					7.6272		
All engines	COL:black, -self-diagnosis system						7.1231 T20	
All engines	+self-diagnosis system, COL:blue						7.1237 T20	
All engines								7.1236 T22
ENGINE								
2.0 D4	Diesel	140	03/15->	D 4204 T14				
Engine	Information				S10	T10	T20 - T23	T22 - T25
All engines						7.6272		7.1236 T22
All engines	COL:black						7.1231 T20	
All engines	COL:blue						7.1237 T20	
ENGINE								
2.0 Polestar AWD	Petrol	270	06/15->	B 4204 T43				
Engine	Information				S10	T10	T20 - T23	T22 - T25
All engines	COL:black						7.1231 T20	
All engines	COL:blue						7.1237 T20	
ENGINE								
2.0 T	Petrol	149	07/10-12/12	B 4204 T6				
Engine	Information				S10	T10	T20 - T23	T22 - T25
All engines					7.0146	7.6267		
All engines	COL:black						7.1231 T20	
All engines	OM:mechanical							7.1236 T22
ENGINE								
2.0 T4	Petrol	140	03/15->	B 4204 T19				
Engine	Information				S10	T10	T20 - T23	T22 - T25
All engines						7.6272		7.1236 T22
All engines	COL:black						7.1231 T20	
All engines	COL:blue						7.1237 T20	




S10	OIL PRESSURE WARNING LIGHT SWITCH	T10	REVERSING LIGHT SWITCH	T20	BRAKE LIGHT SWITCH
T22	SWITCH CLUTCH CONTROL (CRUISE CONTROL)	T23	SWITCH BRAKE ACTUATION (ENGINE TIMING)	T25	SWITCH CLUTCH CONTROL (ENGINE CONTROL)

FUNCTIONS ON THE VEHICLE

Vehicle	alim.	kW	Date	Engine	 S10	 T10	 T20 - T23	 T22 - T25
ENGINE								
2.4 D4 AWD	Diesel	133	09/13-12/15	D 5244 T12				
Engine	Information			S10	T10	T20 - T23	T22 - T25	
All engines	COL:black, -self-diagnosis system					7.1231 T20		
All engines	+self-diagnosis system, COL:blue					7.1237 T20		
ENGINE								
2.4 D5	Diesel	158	04/11-12/15	D 5244 T11, D 5244 T15				
Engine	Information			S10	T10	T20 - T23	T22 - T25	
All engines	Conn. nr. 2, without mounting parts				7.6272			
All engines	COL:black, -self-diagnosis system					7.1231 T20		
All engines	+self-diagnosis system, COL:blue					7.1237 T20		
All engines							7.1236 T22	
ENGINE								
2.4 D5 AWD	Diesel	158	04/11-12/15	D 5244 T11, D 5244 T15				
Engine	Information			S10	T10	T20 - T23	T22 - T25	
Eng. D 5244 T11					7.6272			
All engines	COL:black, -self-diagnosis system					7.1231 T20		
All engines	+OBD, +self-diagnosis system, COL:blue, COL:light blue, COL:white					7.1237 T20		
Eng. D 5244 T11	OM:mechanical						7.1236 T22	
ENGINE								
2.4 D5 Hybrid AWD	Diesel/ Electro	120	03/15->	D87PHEV				
Engine	Information			S10	T10	T20 - T23	T22 - T25	
All engines						7.1245 T20		
ENGINE								
2.4 Hybrid D6 AWD	Diesel/ Electro	158	06/12-12/15	D 5244 T15, D82PHEV				
Engine	Information			S10	T10	T20 - T23	T22 - T25	
Eng. D 5244 T15	COL:black					7.1231 T20		
Eng. D 5244 T15	+OBD, COL:light blue, COL:white					7.1237 T20		
Eng. D82PHEV						7.1245 T20		
ENGINE								
3.0 T AWD	Petrol	258	04/14->	B 6304 T5				
Engine	Information			S10	T10	T20 - T23	T22 - T25	
All engines	COL:black					7.1231 T20		
All engines	COL:blue					7.1237 T20		
ENGINE								
D3	Diesel	100	05/12-12/15	D 5204 T7				
Engine	Information			S10	T10	T20 - T23	T22 - T25	
All engines	Conn. nr. 2, without mounting parts				7.6272			
All engines	COL:black, -self-diagnosis system					7.1231 T20		
All engines	+self-diagnosis system, COL:blue					7.1237 T20		
All engines	+start-stop function						7.1236 T22	
ENGINE								
D3 / D4	Diesel	120	07/10-12/14	D 5204 T2, D 5204 T3				
Engine	Information			S10	T10	T20 - T23	T22 - T25	
All engines	Conn. nr. 2, without mounting parts				7.6272			
All engines	COL:black, -self-diagnosis system					7.1231 T20		
All engines	+self-diagnosis system, COL:blue					7.1237 T20		
All engines							7.1236 T22	
ENGINE								
D4	Diesel	133	10/13-12/15	D 4204 T5				
Engine	Information			S10	T10	T20 - T23	T22 - T25	
All engines	Conn. nr. 2, without mounting parts				7.6272			
All engines	COL:black, -self-diagnosis system					7.1231 T20		
All engines	+self-diagnosis system, COL:blue					7.1237 T20		
All engines							7.1236 T22	
ENGINE								
D4 AWD	Diesel	120	05/12->	D 5244 T17				
Engine	Information			S10	T10	T20 - T23	T22 - T25	
All engines	COL:black					7.1231 T20		

S10	OIL PRESSURE WARNING LIGHT SWITCH	T10	REVERSING LIGHT SWITCH	T20	BRAKE LIGHT SWITCH
T22	SWITCH CLUTCH CONTROL (CRUISE CONTROL)	T23	SWITCH BRAKE ACTUATION (ENGINE TIMING)	T25	SWITCH CLUTCH CONTROL (ENGINE CONTROL)

FUNCTIONS ON THE VEHICLE

Vehicle	alim.	kW	Date	Engine	 S10	 T10	 T20 - T23	 T22 - T25
---------	-------	----	------	--------	---	---	--	---

ENGINE				
D4 AWD	Diesel	133	10/13-12/15	D 5244 T12

Engine	Information	S10	T10	T20 - T23	T22 - T25
All engines	COL:black, -self-diagnosis system			7.1231 T20	
All engines	+self-diagnosis system, COL:blue			7.1237 T20	

ENGINE				
D4 AWD	Diesel	140	03/15->	D 5244 T21

Engine	Information	S10	T10	T20 - T23	T22 - T25
All engines	COL:black			7.1231 T20	
All engines	COL:blue			7.1237 T20	

ENGINE				
D5	Diesel	151	07/10-12/11	D 5244 T10

Engine	Information	S10	T10	T20 - T23	T22 - T25
All engines	Conn. nr. 2, without mounting parts		7.6272		
All engines	COL:black			7.1231 T20	
All engines	OM:mechanical				7.1236 T22

ENGINE				
D5	Diesel	165	03/15->	D 4204 T11

Engine	Information	S10	T10	T20 - T23	T22 - T25
All engines	COL:black			7.1231 T20	
All engines	COL:blue			7.1237 T20	

ENGINE				
D5	Diesel	169	04/14-12/15	D 5244 T11, D 5244 T15, D 5244 T23

Engine	Information	S10	T10	T20 - T23	T22 - T25
Eng. D 5244 T11, D 5244 T15	Conn. nr. 2, without mounting parts		7.6272		
All engines	COL:black, -self-diagnosis system			7.1231 T20	
All engines	+OBD, +self-diagnosis system, COL:blue, COL:light blue, COL:white			7.1237 T20	
Eng. D 5244 T11, D 5244 T15					7.1236 T22

ENGINE				
D5 AWD	Diesel	151	07/10-12/11	D 5244 T10

Engine	Information	S10	T10	T20 - T23	T22 - T25
All engines	COL:black			7.1231 T20	
All engines	OM:mechanical				7.1236 T22

ENGINE				
D5 AWD	Diesel	169	04/14-12/15	D 5244 T15

Engine	Information	S10	T10	T20 - T23	T22 - T25
All engines	COL:black, -self-diagnosis system			7.1231 T20	
All engines	+self-diagnosis system, COL:blue			7.1237 T20	

ENGINE				
D6 Hybrid AWD	Diesel/ Electro	162	03/15->	D97PHEV

Engine	Information	S10	T10	T20 - T23	T22 - T25
All engines				7.1245 T20	

ENGINE				
T3	Petrol	110	09/10-12/15	B 4164 T3

Engine	Information	S10	T10	T20 - T23	T22 - T25
All engines		7.0146	7.6267		
All engines	COL:black			7.1231 T20	
All engines	OM:mechanical				7.1236 T22

ENGINE				
T3	Petrol	112	03/15->	B 4154 T4, B 4204 T37

Engine	Information	S10	T10	T20 - T23	T22 - T25
Eng. B 4204 T37			7.6272		7.1236 T22
All engines	COL:black			7.1231 T20	
All engines	COL:blue			7.1237 T20	

ENGINE				
T4	Petrol	132	09/10-12/15	B 4164 T

Engine	Information	S10	T10	T20 - T23	T22 - T25
All engines		7.0146	7.6267		
All engines	COL:black			7.1231 T20	
All engines	OM:mechanical				7.1236 T22

S10	OIL PRESSURE WARNING LIGHT SWITCH	T10	REVERSING LIGHT SWITCH	T20	BRAKE LIGHT SWITCH
T22	SWITCH CLUTCH CONTROL (CRUISE CONTROL)	T23	SWITCH BRAKE ACTUATION (ENGINE TIMING)	T25	SWITCH CLUTCH CONTROL (ENGINE CONTROL)

FUNCTIONS ON THE VEHICLE

Vehicle	alim.	kW	Date	Engine	 S10	 T10	 T20 - T23	 T22 - T25
---------	-------	----	------	--------	---	---	--	---

ENGINE				
T4F	Petrol/ Ethanol	132	04/11-12/15	B 4164 T2

Engine	Information	S10	T10	T20 - T23	T22 - T25
All engines		7.0146	7.6267		7.1236 T22
All engines	COL:black, -self-diagnosis system			7.1231 T20	
All engines	+self-diagnosis system, COL:blue			7.1237 T20	

ENGINE				
T5	Petrol	157	10/13->	B 5204 T9

Engine	Information	S10	T10	T20 - T23	T22 - T25
All engines	COL:black, spanner size 24, switch press. 0.5 bar, thread M14x1.5	7.0056			
All engines	COL:black			7.1231 T20	
All engines	COL:blue			7.1237 T20	

ENGINE				
T5	Petrol	176	08/12->	B 4204 T7

Engine	Information	S10	T10	T20 - T23	T22 - T25
All engines		7.0146	7.6267		
All engines	COL:black			7.1231 T20	
All engines	+OBD, COL:light blue, COL:white			7.1237 T20	
All engines	OM:mechanical				7.1236 T22

ENGINE				
T5	Petrol	177	09/10-12/14	B 4204 T7

Engine	Information	S10	T10	T20 - T23	T22 - T25
All engines		7.0146	7.6267		
All engines	COL:black			7.1231 T20	
All engines	OM:mechanical				7.1236 T22

ENGINE				
T5	Petrol	180	10/13->	B 4204 T11

Engine	Information	S10	T10	T20 - T23	T22 - T25
All engines				7.1231 T20	
All engines	+self-diagnosis system, COL:blue			7.1237 T20	

ENGINE				
T5 AWD	Petrol	180	07/14->	B 4204 T11

Engine	Information	S10	T10	T20 - T23	T22 - T25
All engines	COL:black			7.1231 T20	
All engines	COL:blue			7.1237 T20	

ENGINE				
T5 AWD	Petrol	183	03/15->	B 5254 T14

Engine	Information	S10	T10	T20 - T23	T22 - T25
All engines	COL:black			7.1231 T20	
All engines	COL:blue			7.1237 T20	

ENGINE				
T5 AWD	Petrol	187	04/15->	B 5254 T12

Engine	Information	S10	T10	T20 - T23	T22 - T25
All engines	COL:black, spanner size 24, switch press. 0.5 bar, thread M14x1.5	7.0056			
All engines	COL:black			7.1231 T20	
All engines	COL:blue			7.1237 T20	

ENGINE				
T6	Petrol	225	10/13->	B 4204 T9

Engine	Information	S10	T10	T20 - T23	T22 - T25
All engines	COL:black			7.1231 T20	
All engines	COL:blue			7.1237 T20	

ENGINE				
T6 AWD	Petrol	224	07/10-12/15	B 6304 T4





Engine	Information	S10	T10	T20 - T23	T22 - T25
All engines	COL:black			7.1231 T20	

ENGINE				
T6 AWD	Petrol	225	10/13->	B 4204 T9

Engine	Information	S10	T10	T20 - T23	T22 - T25
All engines	COL:black			7.1231 T20	
All engines	COL:blue			7.1237 T20	





S10 OIL PRESSURE WARNING LIGHT SWITCH	T10 REVERSING LIGHT SWITCH	T20 BRAKE LIGHT SWITCH
T22 SWITCH CLUTCH CONTROL (CRUISE CONTROL)	T23 SWITCH BRAKE ACTUATION (ENGINE TIMING)	T25 SWITCH CLUTCH CONTROL (ENGINE CONTROL)

FUNCTIONS ON THE VEHICLE

Vehicle	alim.	kW	Date	Engine	 S10	 T10	 T20 - T23	 T22 - T25
ENGINE								
T6 AWD	Petrol	242	04/14-12/15	B 6304 T3, B 6304 T4				
Engine	Information			S10	T10	T20 - T23	T22 - T25	
All engines	COL:black					7.1231	T20	
All engines	+OBD, COL:blue, COL:light blue, COL:white					7.1237	T20	
V60 II								
ENGINE								
D3	Diesel	110	02/18->	D 4204 T16				
Engine	Information			S10	T10	T20 - T23	T22 - T25	
All engines					7.6267			
ENGINE								
D4	Diesel	140	02/18->	D 4204 T14				
Engine	Information			S10	T10	T20 - T23	T22 - T25	
All engines					7.6272		7.1236	T22
All engines	COL:black					7.1231	T20	
All engines	COL:blue					7.1237	T20	
V70 I								
ENGINE								
2.0	Petrol	120	01/97-12/00	B 5204 T4				
Engine	Information			S10	T10	T20 - T23	T22 - T25	
All engines	COL:black, spanner size 24, switch press. 0.5 bar, thread M14x1.5			7.0056				
All engines	Conn. nr. 2, without mounting parts				7.6272			
ENGINE								
2.0	Petrol	132	11/96-03/00	B 5204 T2				
Engine	Information			S10	T10	T20 - T23	T22 - T25	
All engines	COL:black, spanner size 24, switch press. 0.5 bar, thread M14x1.5			7.0056				
All engines	Conn. nr. 2, without mounting parts				7.6272			
ENGINE								
2.0	Petrol	93	12/95-03/00	B 5202 FS, B 5202 S				
Engine	Information			S10	T10	T20 - T23	T22 - T25	
All engines	COL:black, spanner size 24, switch press. 0.5 bar, thread M14x1.5			7.0056				
Eng. B 5202 S	+manual transmission, t.tnr. M56				7.6036			
Eng. B 5202 FS	Conn. nr. 2, without mounting parts				7.6272			
Eng. B 5202 S	kit				7.6274K			
ENGINE								
2.0 Turbo	Petrol	166	11/96-12/00	B 5204 T3				
Engine	Information			S10	T10	T20 - T23	T22 - T25	
All engines	COL:black, spanner size 24, switch press. 0.5 bar, thread M14x1.5			7.0056				
All engines	Conn. nr. 2, without mounting parts				7.6272			
ENGINE								
2.0 Turbo AWD	Petrol	166	11/96-12/00	B 5204 T3				
Engine	Information			S10	T10	T20 - T23	T22 - T25	
All engines	COL:black, spanner size 24, switch press. 0.5 bar, thread M14x1.5			7.0056				
All engines	Conn. nr. 2, without mounting parts				7.6272			
ENGINE								
2.3	Petrol	120	01/97-07/99	B 5234 FS				
Engine	Information			S10	T10	T20 - T23	T22 - T25	
All engines				7.0056				
All engines	+manual transmission, t.tnr. M56				7.6036			
All engines	kit				7.6274K			
ENGINE								
2.3	Petrol	177	11/96-11/00	B 5234 T3				
Engine	Information			S10	T10	T20 - T23	T22 - T25	
All engines	COL:black, spanner size 24, switch press. 0.5 bar, thread M14x1.5			7.0056				
All engines	Conn. nr. 2, without mounting parts				7.6272			
ENGINE								
2.3 AWD	Petrol	177	04/97-09/98	B 5234 T3				
Engine	Information			S10	T10	T20 - T23	T22 - T25	
All engines	COL:black, spanner size 24, switch press. 0.5 bar, thread M14x1.5			7.0056				




S10	OIL PRESSURE WARNING LIGHT SWITCH	T10	REVERSING LIGHT SWITCH	T20	BRAKE LIGHT SWITCH
T22	SWITCH CLUTCH CONTROL (CRUISE CONTROL)	T23	SWITCH BRAKE ACTUATION (ENGINE TIMING)	T25	SWITCH CLUTCH CONTROL (ENGINE CONTROL)

FUNCTIONS ON THE VEHICLE

Vehicle	alim.	kW	Date	Engine	 S10	 T10	 T20 - T23	 T22 - T25
ENGINE								
2.3 AWD	Petrol	177	04/97-09/98	B 5234 T3				
Engine	Information				S10	T10	T20 - T23	T22 - T25
All engines	Conn. nr. 2, without mounting parts					7.6272		
ENGINE								
2.3 AWD	Petrol	195	12/98-02/00	B 5234 T7, B 5234 T8				
Engine	Information				S10	T10	T20 - T23	T22 - T25
All engines	COL:black, spanner size 24, switch press. 0.5 bar, thread M14x1.5			7.0056				
Eng. B 5234 T7						7.6036		
Eng. B 5234 T7	kit					7.6274K		
ENGINE								
2.3 T AWD	Petrol	184	04/97-03/00	B 5234 FT+, B 5234 T4, B 5234 T6				
Engine	Information				S10	T10	T20 - T23	T22 - T25
All engines	COL:black, spanner size 24, switch press. 0.5 bar, thread M14x1.5			7.0056				
Eng. B 5234 FT+						7.6036		
All engines	kit, with mounting parts					7.6274K		
ENGINE								
2.3 T-5	Petrol	176	11/96-12/00	B 5234 T2, B 5234 T3				
Engine	Information				S10	T10	T20 - T23	T22 - T25
All engines	COL:black, spanner size 24, switch press. 0.5 bar, thread M14x1.5			7.0056				
Eng. B 5234 T3						7.6036		
Eng. B 5234 T3	kit					7.6274K		
ENGINE								
2.3 T-5 AWD	Petrol	176	01/97-12/00	B 5234 T2, B 5234 T3				
Engine	Information				S10	T10	T20 - T23	T22 - T25
All engines	COL:black, spanner size 24, switch press. 0.5 bar, thread M14x1.5			7.0056				
Eng. B 5234 T3						7.6036		
Eng. B 5234 T3	kit					7.6274K		
ENGINE								
2.3 Turbo	Petrol	160	01/97-12/98	B 5234 T2				
Engine	Information				S10	T10	T20 - T23	T22 - T25
All engines				7.0056				
ENGINE								
2.3 Turbo	Petrol	184	12/95-03/00	B 5234 FT+, B 5234 T4				
Engine	Information				S10	T10	T20 - T23	T22 - T25
All engines	COL:black, spanner size 24, switch press. 0.5 bar, thread M14x1.5			7.0056				
All engines						7.6036		
All engines	kit, with mounting parts					7.6274K		
ENGINE								
2.4	Petrol	103	03/99-12/00	B 5244 S2, B 5244 SG2				
Engine	Information				S10	T10	T20 - T23	T22 - T25
All engines	COL:black, spanner size 24, switch press. 0.5 bar, thread M14x1.5			7.0056				
Eng. B 5244 S2	Conn. nr. 2, without mounting parts					7.6272		
ENGINE								
2.4	Petrol	106	12/95-03/00	B 5252 FS				
Engine	Information				S10	T10	T20 - T23	T22 - T25
All engines	COL:black, spanner size 24, switch press. 0.5 bar, thread M14x1.5			7.0056				
All engines	Conn. nr. 2, without mounting parts					7.6272		
ENGINE								
2.4	Petrol	121	06/98-12/99	B 5254 S, B5254SDENS				
Engine	Information				S10	T10	T20 - T23	T22 - T25
All engines	COL:black, spanner size 24, switch press. 0.5 bar, thread M14x1.5			7.0056				
Eng. B 5254 S	+manual transmission, t.tnr. M56					7.6036		
Eng. B5254SDENS	Conn. nr. 2, without mounting parts					7.6272		
Eng. B 5254 S	kit					7.6274K		

S10	OIL PRESSURE WARNING LIGHT SWITCH	T10	REVERSING LIGHT SWITCH	T20	BRAKE LIGHT SWITCH
T22	SWITCH CLUTCH CONTROL (CRUISE CONTROL)	T23	SWITCH BRAKE ACTUATION (ENGINE TIMING)	T25	SWITCH CLUTCH CONTROL (ENGINE CONTROL)

FUNCTIONS ON THE VEHICLE

Vehicle	alim.	kW	Date	Engine	 S10	 T10	 T20 - T23	 T22 - T25
---------	-------	----	------	--------	---	---	--	---

ENGINE				
2.4	Petrol	125	12/95-05/00	B 5244 S, B 5254 FS, B 5254 S

Engine	Information	S10	T10	T20 - T23	T22 - T25
All engines	COL:black, spanner size 24, switch press. 0.5 bar, thread M14x1.5	7.0056			
All engines	Conn. nr. 2, without mounting parts		7.6272		

ENGINE				
2.4 AWD	Petrol	121	06/98-12/99	B5254SDENS

Engine	Information	S10	T10	T20 - T23	T22 - T25
All engines	COL:black, spanner size 24, switch press. 0.5 bar, thread M14x1.5	7.0056			
All engines	Conn. nr. 2, without mounting parts		7.6272		

ENGINE				
2.4 Bifuel	Natural Gas	103	08/99-03/00	B 5244 SG2

Engine	Information	S10	T10	T20 - T23	T22 - T25
All engines		7.0056	7.6036		
All engines	kit		7.6274K		
All engines	COL:black, spanner size 24, switch press. 0.5 bar, thread M14x1.5	7.0056			
Eng. B 5244 SG	Conn. nr. 2, without mounting parts		7.6272		
Eng. B 5244 SG	with mounting parts		7.6274K		

ENGINE				
2.4 Bifuel	Petrol/ Natural Gas (CNG)	106	05/98-12/99	GB 5252 S

Engine	Information	S10	T10	T20 - T23	T22 - T25
All engines	COL:black, spanner size 24, switch press. 0.5 bar, thread M14x1.5	7.0056			

ENGINE				
2.4 Turbo	Petrol	142	04/96-12/00	B 5244 T, B 5254 T

Engine	Information	S10	T10	T20 - T23	T22 - T25
All engines	COL:black, spanner size 24, switch press. 0.5 bar, thread M14x1.5	7.0056			
All engines	Conn. nr. 2, without mounting parts		7.6272		

ENGINE				
2.4 Turbo AWD	Petrol	142	04/96-12/00	B 5244 T, B 5254 T

Engine	Information	S10	T10	T20 - T23	T22 - T25
All engines	COL:black, spanner size 24, switch press. 0.5 bar, thread M14x1.5	7.0056			
All engines	Conn. nr. 2, without mounting parts		7.6272		

ENGINE				
2.4 Turbo AWD	Petrol	195	03/99-12/00	B 5244 T2

Engine	Information	S10	T10	T20 - T23	T22 - T25
All engines	COL:black, spanner size 24, switch press. 0.5 bar, thread M14x1.5	7.0056			
All engines	Conn. nr. 2, without mounting parts		7.6272		

ENGINE				
2.5	Petrol	106	01/97-03/00	B 5252 FS

Engine	Information	S10	T10	T20 - T23	T22 - T25
All engines		7.0056			
All engines	+manual transmission, t.tnr. M56		7.6036		
All engines	kit		7.6274K		

ENGINE				
2.5 TDI	Diesel	103	12/95-12/00	D 5252 T

Engine	Information	S10	T10	T20 - T23	T22 - T25
All engines		7.0108			
All engines	Conn. nr. 2, without mounting parts		7.6272		

ENGINE				
2.5 TDi AWD	Diesel	103	11/96-02/00	D 5252 T

Engine	Information	S10	T10	T20 - T23	T22 - T25
All engines		7.0108			
All engines	Conn. nr. 2, without mounting parts		7.6272		

S10	OIL PRESSURE WARNING LIGHT SWITCH	T10	REVERSING LIGHT SWITCH	T20	BRAKE LIGHT SWITCH
T22	SWITCH CLUTCH CONTROL (CRUISE CONTROL)	T23	SWITCH BRAKE ACTUATION (ENGINE TIMING)	T25	SWITCH CLUTCH CONTROL (ENGINE CONTROL)

FUNCTIONS ON THE VEHICLE

Vehicle	alim.	kW	Date	Engine	 S10	 T10	 T20 - T23	 T22 - T25
---------	-------	----	------	--------	---	---	--	---

V70 II

				ENGINE
2.0 T	Petrol	132	11/99-08/07	B 5204 T5

Engine	Information	S10	T10	T20 - T23	T22 - T25
All engines	COL:black, spanner size 24, switch press. 0.5 bar, thread M14x1.5	7.0056			
All engines	Conn. nr. 2, without mounting parts		7.6272		

				ENGINE
2.3	Petrol	195	10/00-09/04	B 5234 T7

Engine	Information	S10	T10	T20 - T23	T22 - T25
All engines	COL:black, spanner size 24, switch press. 0.5 bar, thread M14x1.5	7.0056			

				ENGINE
2.3 AWD	Petrol	195	10/00-09/04	B 5234 T7

Engine	Information	S10	T10	T20 - T23	T22 - T25
All engines		7.0056			

				ENGINE
2.3 T5	Petrol	184	11/99-12/04	B 5234 T3

Engine	Information	S10	T10	T20 - T23	T22 - T25
All engines	COL:black, spanner size 24, switch press. 0.5 bar, thread M14x1.5	7.0056			
All engines	Conn. nr. 2, without mounting parts		7.6272		

				ENGINE
2.4	Petrol	103	03/00-08/07	B 5244 S2

Engine	Information	S10	T10	T20 - T23	T22 - T25
All engines	COL:black, spanner size 24, switch press. 0.5 bar, thread M14x1.5	7.0056			
All engines	Conn. nr. 2, without mounting parts		7.6272		

				ENGINE
2.4	Petrol	125	03/00-08/07	B 5244 S

Engine	Information	S10	T10	T20 - T23	T22 - T25
All engines	COL:black, spanner size 24, switch press. 0.5 bar, thread M14x1.5	7.0056			
All engines	Conn. nr. 2, without mounting parts		7.6272		

				ENGINE
2.4 Bifuel	Petrol/ Natural Gas (CNG)	103	09/01-08/07	B 5244 SG

Engine	Information	S10	T10	T20 - T23	T22 - T25
All engines	COL:black, spanner size 24, switch press. 0.5 bar, thread M14x1.5	7.0056			
All engines	with mounting parts		7.6274K		
All engines	COL:black, spanner size 24, switch press. 0.5 bar, thread M14x1.5	7.0056			
All engines	Conn. nr. 2, without mounting parts		7.6272		

				ENGINE
2.4 CDI	Diesel	90	07/05-12/08	D 5244 T6

Engine	Information	S10	T10	T20 - T23	T22 - T25
All engines	COL:black, spanner size 24, switch press. 0.5 bar, thread M14x1.5	7.0056			
All engines	Conn. nr. 2, without mounting parts		7.6272		

				ENGINE
2.4 D	Diesel	93	04/05-12/08	D 5244 T7

Engine	Information	S10	T10	T20 - T23	T22 - T25
All engines	COL:black, spanner size 24, switch press. 0.5 bar, thread M14x1.5	7.0056			
All engines	Conn. nr. 2, without mounting parts		7.6272		

				ENGINE
2.4 D	Diesel	96	07/01-08/07	D 5244 T2





Engine	Information	S10	T10	T20 - T23	T22 - T25
All engines	COL:black, spanner size 24, switch press. 0.5 bar, thread M14x1.5	7.0056			
All engines	Conn. nr. 2, without mounting parts		7.6272		

				ENGINE
2.4 D5	Diesel	120	01/01-12/08	D 5244 T, D 5244 T5

Engine	Information	S10	T10	T20 - T23	T22 - T25
All engines	COL:black, spanner size 24, switch press. 0.5 bar, thread M14x1.5	7.0056			
All engines	Conn. nr. 2, without mounting parts		7.6272		

S10 OIL PRESSURE WARNING LIGHT SWITCH	T10 REVERSING LIGHT SWITCH	T20 BRAKE LIGHT SWITCH
T22 SWITCH CLUTCH CONTROL (CRUISE CONTROL)	T23 SWITCH BRAKE ACTUATION (ENGINE TIMING)	T25 SWITCH CLUTCH CONTROL (ENGINE CONTROL)

FUNCTIONS ON THE VEHICLE

Vehicle	alim.	kW	Date	Engine	 S10	 T10	 T20 - T23	 T22 - T25
ENGINE								
2.4 D5	Diesel	136	04/05-12/08	D 5244 T4				
Engine	Information			S10	T10	T20 - T23	T22 - T25	
All engines	COL:black, spanner size 24, switch press. 0.5 bar, thread M14x1.5			7.0056				
All engines	Conn. nr. 2, without mounting parts				7.6272			
ENGINE								
2.4 D5 AWD	Diesel	120	07/02-08/07	D 5244 T, D 5244 T2, D 5244 T5				
Engine	Information			S10	T10	T20 - T23	T22 - T25	
Eng. D 5244 T, D 5244 T2	COL:black, spanner size 24, switch press. 0.5 bar, thread M14x1.5			7.0056				
Eng. D 5244 T2, D 5244 T5	MODEL FROM:2006				7.6272			
Eng. D 5244 T2	kit, MODEL TO:2005				7.6274K			
ENGINE								
2.4 D5 AWD	Diesel	136	05/05-08/07	D 5244 T4				
Engine	Information			S10	T10	T20 - T23	T22 - T25	
All engines	COL:black, spanner size 24, switch press. 0.5 bar, thread M14x1.5			7.0056				
All engines	Conn. nr. 2, without mounting parts				7.6272			
ENGINE								
2.4 T	Petrol	147	11/99-08/03	B 5244 T3				
Engine	Information			S10	T10	T20 - T23	T22 - T25	
All engines	COL:black, spanner size 24, switch press. 0.5 bar, thread M14x1.5			7.0056				
All engines					7.6274K			
ENGINE								
2.4 T AWD	Petrol	147	09/01-08/02	B 5244 T3				
Engine	Information			S10	T10	T20 - T23	T22 - T25	
All engines	COL:black, spanner size 24, switch press. 0.5 bar, thread M14x1.5			7.0056				
All engines					7.6274K			
ENGINE								
2.4 T5	Petrol	191	04/04-08/07	B 5244 T5				
Engine	Information			S10	T10	T20 - T23	T22 - T25	
All engines	COL:black, spanner size 24, switch press. 0.5 bar, thread M14x1.5			7.0056				
All engines	Conn. nr. 2, without mounting parts				7.6272			
ENGINE								
2.5 AWD	Petrol	155	09/02-12/04	B 5254 T2				
Engine	Information			S10	T10	T20 - T23	T22 - T25	
All engines				7.0056				
All engines	MODEL FROM:2006				7.6272			
All engines	kit, MODEL TO:2005				7.6274K			
ENGINE								
2.5 R Sport	Petrol	221	12/02-08/07	B 5254 T4				
Engine	Information			S10	T10	T20 - T23	T22 - T25	
All engines				7.0056				
All engines	MODEL FROM:2006				7.6272			
All engines	kit, MODEL TO:2005				7.6274K			
ENGINE								
2.5 T	Petrol	154	07/01-08/07	B 5254 T2				
Engine	Information			S10	T10	T20 - T23	T22 - T25	
All engines	COL:black, spanner size 24, switch press. 0.5 bar, thread M14x1.5			7.0056				
All engines	Conn. nr. 2, without mounting parts				7.6272			
ENGINE								
2.5 T AWD	Petrol	154	07/02-08/07	B 5254 T2				
Engine	Information			S10	T10	T20 - T23	T22 - T25	
All engines	COL:black, spanner size 24, switch press. 0.5 bar, thread M14x1.5			7.0056				
All engines	Conn. nr. 2, without mounting parts				7.6272			
ENGINE								
2.5 TDI	Diesel	103	11/99-08/07	D 5252 T				
Engine	Information			S10	T10	T20 - T23	T22 - T25	
All engines				7.0108				
All engines	Conn. nr. 2, without mounting parts				7.6272			

S10	OIL PRESSURE WARNING LIGHT SWITCH	T10	REVERSING LIGHT SWITCH	T20	BRAKE LIGHT SWITCH
T22	SWITCH CLUTCH CONTROL (CRUISE CONTROL)	T23	SWITCH BRAKE ACTUATION (ENGINE TIMING)	T25	SWITCH CLUTCH CONTROL (ENGINE CONTROL)

Vehicle	alim.	kW	Date	Engine	 S10	 T10	 T20 - T23	 T22 - T25
---------	-------	----	------	--------	---	---	--	---

ENGINE				
R 2,5 T AWD	Petrol	221	03/03-08/07	B 5254 T4

Engine	Information	S10	T10	T20 - T23	T22 - T25
All engines	COL:black, spanner size 24, switch press. 0.5 bar, thread M14x1.5	7.0056			
All engines	Conn. nr. 2, without mounting parts		7.6272		

ENGINE				
1.6 D	Diesel	80	07/09-12/11	D 4164 T

Engine	Information	S10	T10	T20 - T23	T22 - T25
All engines		7.0130	7.6242		7.1236 T22
All engines	COL:black			7.1231 T20	
All engines	Conn. nr. 2				7.1221 T25

ENGINE				
1.6 DRIVE / D2	Diesel	84	04/11-12/15	D 4162 T

Engine	Information	S10	T10	T20 - T23	T22 - T25
All engines		7.0130	7.6267		7.1236 T22
All engines	COL:black, -self-diagnosis system			7.1231 T20	
All engines	+self-diagnosis system, COL:blue			7.1237 T20	
All engines	Conn. nr. 2				7.1221 T25

ENGINE				
1.6 T4F	Petrol/ Ethanol	132	01/11-12/15	B 4164 T2

Engine	Information	S10	T10	T20 - T23	T22 - T25
All engines		7.0146	7.6267		7.1236 T22
All engines	COL:black, -self-diagnosis system			7.1231 T20	
All engines	+self-diagnosis system, COL:blue			7.1237 T20	
All engines	Conn. nr. 2				7.1221 T25

ENGINE				
2.0	Petrol	107	10/07-12/11	B 4204 S3

Engine	Information	S10	T10	T20 - T23	T22 - T25
All engines		7.0146	7.6242		7.1236 T22
All engines	COL:black			7.1231 T20	
All engines	Conn. nr. 2				7.1221 T25

ENGINE				
2.0 BiFuel	Petrol/ Petroleum Gas (LPG)	157	03/13-12/15	B 5204 T9, B5204T9CNG

Engine	Information	S10	T10	T20 - T23	T22 - T25
All engines	COL:black, spanner size 24, switch press. 0.5 bar, thread M14x1.5	7.0056			
All engines	Conn. nr. 2, without mounting parts		7.6272		
All engines	COL:black, -self-diagnosis system			7.1231 T20	
All engines	+OBD, +self-diagnosis system, COL:blue, COL:light blue, COL:white			7.1237 T20	
Eng. B 5204 T9	->ch. 67500, OM:mechanical, see connection type				7.1221 T22
Eng. B5204T9CNG	Conn. nr. 2				7.1221 T25
All engines	OM:mechanical, see connection type, with control switch				7.1236 T22

ENGINE				
2.0 D	Diesel	100	10/07-12/15	D 4204 T

Engine	Information	S10	T10	T20 - T23	T22 - T25
All engines		7.0130	7.6267		7.1236 T22
All engines	COL:black			7.1231 T20	
All engines	Conn. nr. 2				7.1221 T25

ENGINE				
2.0 D3 DRIVE	Diesel	100	09/13->	D 5204 T7

Engine	Information	S10	T10	T20 - T23	T22 - T25
All engines	Conn. nr. 2, without mounting parts		7.6272		
All engines	COL:black, -self-diagnosis system			7.1231 T20	
All engines	+self-diagnosis system, COL:blue			7.1237 T20	
All engines	Conn. nr. 2				7.1221 T25
All engines					7.1236 T22

S10 OIL PRESSURE WARNING LIGHT SWITCH	T10 REVERSING LIGHT SWITCH	T20 BRAKE LIGHT SWITCH
T22 SWITCH CLUTCH CONTROL (CRUISE CONTROL)	T23 SWITCH BRAKE ACTUATION (ENGINE TIMING)	T25 SWITCH CLUTCH CONTROL (ENGINE CONTROL)

FUNCTIONS ON THE VEHICLE

Vehicle	alim.	kW	Date	Engine	 S10	 T10	 T20 - T23	 T22 - T25
---------	-------	----	------	--------	---	---	--	---

ENGINE				
2.0 D4/D4 DRIVE	Diesel	120	09/13->	D 5204 T3

Engine	Information	S10	T10	T20 - T23	T22 - T25
All engines	Conn. nr. 2, without mounting parts		7.6272		
All engines	COL:black, -self-diagnosis system			7.1231 T20	
All engines	+self-diagnosis system, COL:blue			7.1237 T20	
All engines	Conn. nr. 2				7.1221 T25
All engines					7.1236 T22

ENGINE				
2.0 FlexiFuel	Petrol/ Ethanol	107	01/08-12/11	B 4204 S4

Engine	Information	S10	T10	T20 - T23	T22 - T25
All engines		7.0146	7.6242		7.1236 T22
All engines	COL:black			7.1231 T20	
All engines	Conn. nr. 2				7.1221 T25

ENGINE				
2.0 T	Petrol	149	09/09-12/11	B 4204 T6

Engine	Information	S10	T10	T20 - T23	T22 - T25
All engines		7.0146	7.6267		7.1236 T22
All engines	COL:black			7.1231 T20	
All engines	Conn. nr. 2				7.1221 T25

ENGINE				
2.0 T5	Petrol	177	11/10->	B 4204 T7

Engine	Information	S10	T10	T20 - T23	T22 - T25
All engines		7.0146	7.6267		7.1236 T22
All engines	COL:black			7.1231 T20	
All engines	Conn. nr. 2				7.1221 T25

ENGINE				
2.4 D	Diesel	120	04/07-12/10	D 5244 T19, D 5244 T5

Engine	Information	S10	T10	T20 - T23	T22 - T25
All engines		7.0130			7.1236 T22
All engines	Conn. nr. 2, without mounting parts		7.6272		
All engines	COL:black			7.1231 T20	
All engines	Conn. nr. 2				7.1221 T25

ENGINE				
2.4 D	Diesel	129	04/09-12/10	D 5244 T14

Engine	Information	S10	T10	T20 - T23	T22 - T25
All engines		7.0130			7.1236 T22
All engines	Conn. nr. 2, without mounting parts		7.6272		
All engines	COL:black			7.1231 T20	
All engines	Conn. nr. 2				7.1221 T25

ENGINE				
2.4 D4 AWD	Diesel	120	09/13->	D 5244 T17

Engine	Information	S10	T10	T20 - T23	T22 - T25
All engines	COL:black, -self-diagnosis system			7.1231 T20	
All engines	+self-diagnosis system, COL:blue			7.1237 T20	

ENGINE				
2.4 D5	Diesel	158	09/13->	D 5244 T11, D 5244 T15

Engine	Information	S10	T10	T20 - T23	T22 - T25
All engines	Conn. nr. 2, without mounting parts		7.6272		
All engines	COL:black, -self-diagnosis system			7.1231 T20	
All engines	+self-diagnosis system, COL:blue			7.1237 T20	
All engines	Conn. nr. 2				7.1221 T25
All engines					7.1236 T22

ENGINE				
2.5 T	Petrol	147	08/07-12/09	B 5254 T6

Engine	Information	S10	T10	T20 - T23	T22 - T25
All engines	COL:black, spanner size 24, switch press. 0.5 bar, thread M14x1.5	7.0056			
All engines	Conn. nr. 2, without mounting parts		7.6272		
All engines	COL:black			7.1231 T20	
All engines	Conn. nr. 2				7.1221 T25
All engines					7.1236 T22

S10 OIL PRESSURE WARNING LIGHT SWITCH	T10 REVERSING LIGHT SWITCH	T20 BRAKE LIGHT SWITCH
T22 SWITCH CLUTCH CONTROL (CRUISE CONTROL)	T23 SWITCH BRAKE ACTUATION (ENGINE TIMING)	T25 SWITCH CLUTCH CONTROL (ENGINE CONTROL)

FUNCTIONS ON THE VEHICLE

Vehicle	alim.	kW	Date	Engine	 S10	 T10	 T20 - T23	 T22 - T25
---------	-------	----	------	--------	---	---	--	---

ENGINE				
2.5 T	Petrol	170	04/09-12/12	B 5254 T10

Engine	Information	S10	T10	T20 - T23	T22 - T25
All engines	COL:black, spanner size 24, switch press. 0.5 bar, thread M14x1.5	7.0056			
All engines	Conn. nr. 2, without mounting parts		7.6272		
All engines	COL:black			7.1231 T20	
All engines	Conn. nr. 2				7.1221 T25
All engines					7.1236 T22

ENGINE				
2.5 T FlexiFuel	Petrol/ Ethanol	147	05/08-12/09	B 5254 T8

Engine	Information	S10	T10	T20 - T23	T22 - T25
All engines	COL:black, spanner size 24, switch press. 0.5 bar, thread M14x1.5	7.0056			
All engines	Conn. nr. 2, without mounting parts		7.6272		
All engines	COL:black			7.1231 T20	
All engines	Conn. nr. 2				7.1221 T25
All engines					7.1236 T22

ENGINE				
2.5 T FlexiFuel	Petrol/ Ethanol	170	04/09-12/11	B 5254 T11

Engine	Information	S10	T10	T20 - T23	T22 - T25
All engines	COL:black, spanner size 24, switch press. 0.5 bar, thread M14x1.5	7.0056			
All engines	Conn. nr. 2, without mounting parts		7.6272		
All engines	COL:black			7.1231 T20	
All engines	Conn. nr. 2				7.1221 T25
All engines					7.1236 T22

ENGINE				
3.0 T6 AWD	Petrol	242	11/13->	B 6304 T4

Engine	Information	S10	T10	T20 - T23	T22 - T25
All engines	COL:black			7.1231 T20	
All engines	COL:blue			7.1237 T20	

ENGINE				
3.2	Petrol	175	08/07-12/10	B 6324 S

Engine	Information	S10	T10	T20 - T23	T22 - T25
All engines	COL:black, spanner size 24, switch press. 0.5 bar, thread M14x1.5	7.0056			
All engines	COL:black			7.1231 T20	

ENGINE				
3.2	Petrol	179	04/10-12/14	B 6324 S5

Engine	Information	S10	T10	T20 - T23	T22 - T25
All engines	COL:black, spanner size 24, switch press. 0.5 bar, thread M14x1.5	7.0056			
All engines	COL:black			7.1231 T20	

ENGINE				
3.2 AWD	Petrol	175	04/07-12/10	B 6324 S

Engine	Information	S10	T10	T20 - T23	T22 - T25
All engines	COL:black, spanner size 24, switch press. 0.5 bar, thread M14x1.5	7.0056			
All engines	COL:black			7.1231 T20	

ENGINE				
3.2 AWD	Petrol	179	04/10-12/15	B 6324 S5

Engine	Information	S10	T10	T20 - T23	T22 - T25
All engines	COL:black, spanner size 24, switch press. 0.5 bar, thread M14x1.5	7.0056			
All engines	COL:black			7.1231 T20	

ENGINE				
D2	Diesel	88	03/15->	D 4204 T20

Engine	Information	S10	T10	T20 - T23	T22 - T25
All engines			7.6272		7.1236 T22
All engines	COL:black			7.1231 T20	
All engines	COL:blue			7.1237 T20	
All engines	Conn. nr. 2				7.1221 T25

S10	OIL PRESSURE WARNING LIGHT SWITCH	T10	REVERSING LIGHT SWITCH	T20	BRAKE LIGHT SWITCH
T22	SWITCH CLUTCH CONTROL (CRUISE CONTROL)	T23	SWITCH BRAKE ACTUATION (ENGINE TIMING)	T25	SWITCH CLUTCH CONTROL (ENGINE CONTROL)

FUNCTIONS ON THE VEHICLE

Vehicle	alim.	kW	Date	Engine	 S10	 T10	 T20 - T23	 T22 - T25
---------	-------	----	------	--------	---	---	--	---

ENGINE				
D3	Diesel	100	10/07-12/15	D 5204 T7

Engine	Information	S10	T10	T20 - T23	T22 - T25
All engines	Conn. nr. 2, without mounting parts		7.6272		
All engines	COL:black, -self-diagnosis system			7.1231 T20	
All engines	+self-diagnosis system, COL:blue			7.1237 T20	
All engines	Conn. nr. 2				7.1221 T25
All engines					7.1236 T22

ENGINE				
D3	Diesel	110	03/15->	D 4204 T9

Engine	Information	S10	T10	T20 - T23	T22 - T25
All engines			7.6272		7.1236 T22
All engines	COL:black			7.1231 T20	
All engines	COL:blue			7.1237 T20	
All engines	Conn. nr. 2				7.1221 T25

ENGINE				
D3 / D4	Diesel	120	03/10-12/15	D 5204 T2, D 5204 T3

Engine	Information	S10	T10	T20 - T23	T22 - T25
All engines	Conn. nr. 2, without mounting parts		7.6272		
All engines	COL:black, -self-diagnosis system			7.1231 T20	
All engines	+self-diagnosis system, COL:blue			7.1237 T20	
All engines	Conn. nr. 2				7.1221 T25
All engines					7.1236 T22

ENGINE				
D4	Diesel	133	10/13->	D 4204 T5

Engine	Information	S10	T10	T20 - T23	T22 - T25
All engines			7.6272		7.1236 T22
All engines	COL:black, -self-diagnosis system			7.1231 T20	
All engines	+self-diagnosis system, COL:blue			7.1237 T20	
All engines	Conn. nr. 2				7.1221 T25

ENGINE				
D4 AWD	Diesel	120	10/07-12/15	D 5244 T17

Engine	Information	S10	T10	T20 - T23	T22 - T25
All engines	COL:black, -self-diagnosis system			7.1231 T20	
All engines	+self-diagnosis system, COL:blue			7.1237 T20	

ENGINE				
D4 AWD	Diesel	133	10/13->	D 5244 T12

Engine	Information	S10	T10	T20 - T23	T22 - T25
All engines	COL:black			7.1231 T20	
All engines	COL:blue			7.1237 T20	

ENGINE				
D5	Diesel	136	04/07-12/09	D 5244 T4

Engine	Information	S10	T10	T20 - T23	T22 - T25
All engines		7.0130			7.1236 T22
All engines	Conn. nr. 2, without mounting parts		7.6272		
All engines	COL:black			7.1231 T20	
All engines	Conn. nr. 2				7.1221 T25

ENGINE				
D5	Diesel	151	10/08-12/11	D 5244 T10

Engine	Information	S10	T10	T20 - T23	T22 - T25
All engines	Conn. nr. 2, without mounting parts		7.6272		
All engines	COL:black			7.1231 T20	
All engines	Conn. nr. 2				7.1221 T25
All engines					7.1236 T22

ENGINE				
D5	Diesel	158	04/11-12/15	D 5244 T11, D 5244 T15

Engine	Information	S10	T10	T20 - T23	T22 - T25
Eng. D 5244 T11	Conn. nr. 2, without mounting parts		7.6272		
All engines	COL:black, -self-diagnosis system			7.1231 T20	
All engines	+self-diagnosis system, COL:blue			7.1237 T20	
Eng. D 5244 T11	Conn. nr. 2				7.1221 T25
Eng. D 5244 T11					7.1236 T22

S10	OIL PRESSURE WARNING LIGHT SWITCH	T10	REVERSING LIGHT SWITCH	T20	BRAKE LIGHT SWITCH
T22	SWITCH CLUTCH CONTROL (CRUISE CONTROL)	T23	SWITCH BRAKE ACTUATION (ENGINE TIMING)	T25	SWITCH CLUTCH CONTROL (ENGINE CONTROL)

FUNCTIONS ON THE VEHICLE

Vehicle	alim.	kW	Date	Engine				
					S10	T10	T20 - T23	T22 - T25

ENGINE				
D5	Diesel	169	03/11->	D 5244 T11, D 5244 T15

Engine	Information	S10	T10	T20 - T23	T22 - T25
All engines	Conn. nr. 2, without mounting parts		7.6272		
All engines	COL:black, -self-diagnosis system			7.1231 T20	
All engines	+self-diagnosis system, COL:blue			7.1237 T20	
All engines	Conn. nr. 2				7.1221 T25
All engines					7.1236 T22

ENGINE				
D5 AWD	Diesel	136	04/07-12/09	D 5244 T4

Engine	Information	S10	T10	T20 - T23	T22 - T25
All engines		7.0130			7.1236 T22
All engines	Conn. nr. 2, without mounting parts		7.6272		
All engines	COL:black			7.1231 T20	
All engines	Conn. nr. 2				7.1221 T25

ENGINE				
D5 AWD	Diesel	151	12/09-12/11	D 5244 T10

Engine	Information	S10	T10	T20 - T23	T22 - T25
All engines	COL:black			7.1231 T20	

ENGINE				
D5 AWD	Diesel	158	04/11-12/15	D 5244 T11, D 5244 T15

Engine	Information	S10	T10	T20 - T23	T22 - T25
Eng. D 5244 T11			7.6272		
All engines	COL:black, -self-diagnosis system			7.1231 T20	
All engines	+OBD, +self-diagnosis system, COL:blue, COL:light blue, COL:white			7.1237 T20	
Eng. D 5244 T11	->ch. 67500, OM:mechanical, see connection type				7.1221 T22
Eng. D 5244 T11	OM:mechanical, see connection type, with control switch				7.1236 T22

ENGINE				
D5 AWD	Diesel	169	03/11->	D 5244 T15

Engine	Information	S10	T10	T20 - T23	T22 - T25
All engines	COL:black, -self-diagnosis system			7.1231 T20	
All engines	+self-diagnosis system, COL:blue			7.1237 T20	

ENGINE				
T4	Petrol	132	10/10-12/15	B 4164 T

Engine	Information	S10	T10	T20 - T23	T22 - T25
All engines		7.0146	7.6267		7.1236 T22
All engines	COL:black			7.1231 T20	
All engines	Conn. nr. 2				7.1221 T25

ENGINE				
T4	Petrol	140	03/15->	B 4204 T19

Engine	Information	S10	T10	T20 - T23	T22 - T25
All engines			7.6272		7.1236 T22
All engines	COL:black			7.1231 T20	
All engines	COL:blue			7.1237 T20	
All engines	Conn. nr. 2				7.1221 T25

ENGINE				
T5	Petrol	180	10/13->	B 4204 T11

Engine	Information	S10	T10	T20 - T23	T22 - T25
All engines	COL:black			7.1231 T20	
All engines	COL:blue			7.1237 T20	

ENGINE				
T6 AWD	Petrol	210	08/07-12/10	B 6304 T2

Engine	Information	S10	T10	T20 - T23	T22 - T25
All engines	COL:black, spanner size 24, switch press. 0.5 bar, thread M14x1.5	7.0056			
All engines	COL:black			7.1231 T20	

ENGINE				
T6 AWD	Petrol	224	01/10-12/15	B 6304 T4

Engine	Information	S10	T10	T20 - T23	T22 - T25
All engines	COL:black, spanner size 24, switch press. 0.5 bar, thread M14x1.5	7.0056			
All engines	COL:black			7.1231 T20	

S10	OIL PRESSURE WARNING LIGHT SWITCH	T10	REVERSING LIGHT SWITCH	T20	BRAKE LIGHT SWITCH
T22	SWITCH CLUTCH CONTROL (CRUISE CONTROL)	T23	SWITCH BRAKE ACTUATION (ENGINE TIMING)	T25	SWITCH CLUTCH CONTROL (ENGINE CONTROL)

FUNCTIONS ON THE VEHICLE

Vehicle	alim.	kW	Date	Engine	 S10	 T10	 T20 - T23	 T22 - T25
---------	-------	----	------	--------	---	---	--	---

V70 XC

				ENGINE
2.0 T5	Petrol	166	10/97-03/99	B 5204 T3

Engine	Information	S10	T10	T20 - T23	T22 - T25
All engines	COL:black, spanner size 24, switch press. 0.5 bar, thread M14x1.5	7.0056			
All engines	Conn. nr. 2, without mounting parts		7.6272		

V90

				ENGINE
2.0 D3	Diesel	110	03/16->	D 4204 T9

Engine	Information	S10	T10	T20 - T23	T22 - T25
All engines			7.6272		

				ENGINE
2.5	Petrol	125	11/96-10/98	B 6254 FS, B6254GS

Engine	Information	S10	T10	T20 - T23	T22 - T25
All engines	COL:black, spanner size 24, switch press. 0.5 bar, thread M14x1.5	7.0056			

				ENGINE
2.5	Petrol	132	11/96-10/97	B 6244 FS

Engine	Information	S10	T10	T20 - T23	T22 - T25
All engines	COL:black, spanner size 24, switch press. 0.5 bar, thread M14x1.5	7.0056			

				ENGINE
2.9	Petrol	132	01/97-12/98	B 6304 FS2, B 6304 S2

Engine	Information	S10	T10	T20 - T23	T22 - T25
All engines	COL:black, spanner size 24, switch press. 0.5 bar, thread M14x1.5	7.0056			
Eng. B 6304 S2			7.6036		
Eng. B 6304 FS2	Conn. nr. 2, without mounting parts		7.6272		
Eng. B 6304 S2	kit		7.6274K		

				ENGINE
2.9	Petrol	150	01/97-12/98	B 6304 FS, B 6304 G, B 6304 GS

Engine	Information	S10	T10	T20 - T23	T22 - T25
All engines	COL:black, spanner size 24, switch press. 0.5 bar, thread M14x1.5	7.0056			

XC40

				ENGINE
1.5 T3	Petrol	115	05/18->	B3154T

Engine	Information	S10	T10	T20 - T23	T22 - T25
All engines			7.6267		

				ENGINE
2.0 D3	Diesel	110	10/17->	D 4204 T16

Engine	Information	S10	T10	T20 - T23	T22 - T25
All engines			7.6267		

XC60 I

				ENGINE
2.0 T	Petrol	149	12/09-12/12	B 4204 T6

Engine	Information	S10	T10	T20 - T23	T22 - T25
All engines		7.0146			
All engines	COL:black			7.1231 T20	
All engines	COL:blue			7.1237 T20	

				ENGINE
2.4 D	Diesel	129	04/09-12/10	D 5244 T14





Engine	Information	S10	T10	T20 - T23	T22 - T25
All engines	Conn. nr. 2, without mounting parts		7.6272		
All engines	COL:black			7.1231 T20	
All engines	COL:blue			7.1237 T20	
All engines					7.1236 T22

				ENGINE
2.4 D / D3 / D4 AWD	Diesel	120	05/08-02/17	D 5244 T16, D 5244 T17, D 5244 T5

Engine	Information	S10	T10	T20 - T23	T22 - T25
Eng. D 5244 T5	COL:black, spanner size 24, switch press. 0.5 bar, thread M14x1.5	7.0056			
All engines	Conn. nr. 2, version 1, without mounting parts		7.6272		

S10 OIL PRESSURE WARNING LIGHT SWITCH	T10 REVERSING LIGHT SWITCH	T20 BRAKE LIGHT SWITCH
T22 SWITCH CLUTCH CONTROL (CRUISE CONTROL)	T23 SWITCH BRAKE ACTUATION (ENGINE TIMING)	T25 SWITCH CLUTCH CONTROL (ENGINE CONTROL)

FUNCTIONS ON THE VEHICLE





Vehicle	alim.	kW	Date	Engine	 S10	 T10	 T20 - T23	 T22 - T25
ENGINE								
2.4 D / D3 / D4 AWD	Diesel	120	05/08-02/17	D 5244 T16, D 5244 T17, D 5244 T5				
Engine	Information			S10	T10	T20 - T23	T22 - T25	
All engines	COL:black					7.1231	T20	
All engines	COL:blue					7.1237	T20	
All engines							7.1236	T22
ENGINE								
2.4 D AWD	Diesel	129	06/09-12/10	D 5244 T14				
Engine	Information			S10	T10	T20 - T23	T22 - T25	
All engines	see connection type				7.6272			
All engines	COL:black, see connection type					7.1231	T20	
All engines	COL:light blue, COL:white, see connection type					7.1237	T20	
All engines	OM:mechanical						7.1236	T22
ENGINE								
3.2 AWD	Petrol	175	07/09-12/10	B 6324 S				
Engine	Information			S10	T10	T20 - T23	T22 - T25	
All engines	COL:black					7.1231	T20	
All engines	COL:blue					7.1237	T20	
ENGINE								
3.2 AWD	Petrol	179	03/10-12/15	B 6324 S5				
Engine	Information			S10	T10	T20 - T23	T22 - T25	
All engines	COL:black					7.1231	T20	
All engines	COL:blue					7.1237	T20	
ENGINE								
D3	Diesel	100	04/12-12/15	D 5204 T7				
Engine	Information			S10	T10	T20 - T23	T22 - T25	
All engines	Conn. nr. 2, without mounting parts				7.6272			
All engines	COL:black					7.1231	T20	
All engines	COL:blue					7.1237	T20	
All engines							7.1236	T22
ENGINE								
D3	Diesel	110	03/15-02/17	D 4204 T4				
Engine	Information			S10	T10	T20 - T23	T22 - T25	
All engines	version 1				7.6272			
All engines	COL:black					7.1231	T20	
All engines	COL:blue					7.1237	T20	
All engines							7.1236	T22
ENGINE								
D3 / D4	Diesel	120	03/10-12/14	D 5204 T2, D 5204 T3				
Engine	Information			S10	T10	T20 - T23	T22 - T25	
All engines	Conn. nr. 2, without mounting parts				7.6272			
All engines	COL:black					7.1231	T20	
All engines	COL:blue					7.1237	T20	
All engines							7.1236	T22
ENGINE								
D4	Diesel	133	10/13-12/15	D 4204 T5				
Engine	Information			S10	T10	T20 - T23	T22 - T25	
All engines	Conn. nr. 2, without mounting parts				7.6272			
All engines	COL:black					7.1231	T20	
All engines	COL:blue					7.1237	T20	
All engines							7.1236	T22
ENGINE								
D4	Diesel	140	03/15-02/17	D 4204 T14				
Engine	Information			S10	T10	T20 - T23	T22 - T25	
All engines	version 1				7.6272			
All engines	COL:black					7.1231	T20	
All engines	COL:blue					7.1237	T20	
All engines							7.1236	T22

S10	OIL PRESSURE WARNING LIGHT SWITCH	T10	REVERSING LIGHT SWITCH	T20	BRAKE LIGHT SWITCH
T22	SWITCH CLUTCH CONTROL (CRUISE CONTROL)	T23	SWITCH BRAKE ACTUATION (ENGINE TIMING)	T25	SWITCH CLUTCH CONTROL (ENGINE CONTROL)

				FUNCTIONS ON THE VEHICLE				
Vehicle	alim.	kW	Date	Engine	 S10	 T10	 T20 - T23	 T22 - T25
ENGINE								
D4 AWD	Diesel	133	10/13-12/15	D 5244 T12				
Engine	Information			S10	T10	T20 - T23	T22 - T25	
All engines	Conn. nr. 2, version 1, without mounting parts				7.6272			
All engines	COL:black					7.1231	T20	
All engines	COL:blue					7.1237	T20	
All engines								7.1236 T22
ENGINE								
D4 AWD	Diesel	140	03/15-02/17	D 5244 T21				
Engine	Information			S10	T10	T20 - T23	T22 - T25	
All engines	version 1				7.6272			
All engines	COL:black					7.1231	T20	
All engines	COL:blue					7.1237	T20	
All engines								7.1236 T22
ENGINE								
D5	Diesel	158	06/11-02/17	D 5244 T11				
Engine	Information			S10	T10	T20 - T23	T22 - T25	
All engines					7.6272			
All engines	COL:black, see connection type					7.1231	T20	
All engines	COL:light blue, COL:white, see connection type					7.1237	T20	
All engines	OM:mechanical							7.1236 T22
ENGINE								
D5 AWD	Diesel	136	05/08-12/09	D 5244 T4				
Engine	Information			S10	T10	T20 - T23	T22 - T25	
All engines	COL:black, spanner size 24, switch press. 0.5 bar, thread M14x1.5			7.0056				
All engines	Conn. nr. 2, version 1, without mounting parts				7.6272			
All engines	COL:black					7.1231	T20	
All engines	COL:blue					7.1237	T20	
All engines								7.1236 T22
ENGINE								
D5 AWD	Diesel	151	07/09-06/11	D 5244 T10				
Engine	Information			S10	T10	T20 - T23	T22 - T25	
All engines	Conn. nr. 2, version 1, without mounting parts				7.6272			
All engines	COL:black					7.1231	T20	
All engines	COL:blue					7.1237	T20	
All engines								7.1236 T22
ENGINE								
D5 AWD	Diesel	158	04/11-12/15	D 5244 T11, D 5244 T15				
Engine	Information			S10	T10	T20 - T23	T22 - T25	
All engines	Conn. nr. 2, version 1, without mounting parts				7.6272			
All engines	COL:black					7.1231	T20	
All engines	COL:blue					7.1237	T20	
Eng. D 5244 T11								7.1236 T22
ENGINE								
D5 AWD	Diesel	162	03/15-02/17	D 5244 T20, D 5244 T22				
Engine	Information			S10	T10	T20 - T23	T22 - T25	
Eng. D 5244 T22	version 1				7.6272			
All engines	COL:black					7.1231	T20	
All engines	COL:blue					7.1237	T20	
Eng. D 5244 T22								7.1236 T22
ENGINE								
D5 AWD	Diesel	169	04/14-12/15	D 5244 T11, D 5244 T15, D 5244 T23				
Engine	Information			S10	T10	T20 - T23	T22 - T25	
Eng. D 5244 T11, D 5244 T23	Conn. nr. 2, for reverse light, version 1, without mounting parts				7.6272			
All engines	COL:black, see connection type					7.1231	T20	
All engines	COL:blue, COL:light blue, COL:white, see connection type					7.1237	T20	
Eng. D 5244 T11, D 5244 T23	OM:mechanical							7.1236 T22
ENGINE								
T5	Petrol	177	09/10-12/14	B 4204 T7				
Engine	Information			S10	T10	T20 - T23	T22 - T25	
All engines				7.0146				

S10	OIL PRESSURE WARNING LIGHT SWITCH	T10	REVERSING LIGHT SWITCH	T20	BRAKE LIGHT SWITCH
T22	SWITCH CLUTCH CONTROL (CRUISE CONTROL)	T23	SWITCH BRAKE ACTUATION (ENGINE TIMING)	T25	SWITCH CLUTCH CONTROL (ENGINE CONTROL)

FUNCTIONS ON THE VEHICLE

Vehicle	alim.	kW	Date	Engine	 S10	 T10	 T20 - T23	 T22 - T25
ENGINE								
T5	Petrol	177	09/10-12/14	B 4204 T7				
Engine	Information			S10	T10	T20 - T23	T22 - T25	
All engines	COL:black					7.1231	T20	
All engines	COL:blue					7.1237	T20	
ENGINE								
T5	Petrol	180	10/13->	B 4204 T11				
Engine	Information			S10	T10	T20 - T23	T22 - T25	
All engines	COL:black					7.1231	T20	
All engines	COL:blue					7.1237	T20	
ENGINE								
T5 AWD	Petrol	180	10/15-02/17	B 4204 T11				
Engine	Information			S10	T10	T20 - T23	T22 - T25	
All engines	COL:black					7.1231	T20	
All engines	COL:blue					7.1237	T20	
ENGINE								
T5 AWD	Petrol	183	04/14-02/17	B 5254 T12				
Engine	Information			S10	T10	T20 - T23	T22 - T25	
All engines	COL:black, spanner size 24, switch press. 0.5 bar, thread M14x1.5			7.0056				
All engines	COL:black					7.1231	T20	
All engines	COL:blue					7.1237	T20	
ENGINE								
T5 AWD	Petrol	187	04/14-02/17	B 5254 T12				
Engine	Information			S10	T10	T20 - T23	T22 - T25	
All engines	COL:black, spanner size 24, switch press. 0.5 bar, thread M14x1.5			7.0056				
All engines	COL:black					7.1231	T20	
All engines	COL:blue					7.1237	T20	
ENGINE								
T6	Petrol	225	10/13->	B 4204 T9				
Engine	Information			S10	T10	T20 - T23	T22 - T25	
All engines	COL:black					7.1231	T20	
All engines	COL:blue					7.1237	T20	
ENGINE								
T6 AWD	Petrol	210	05/08-12/10	B 6304 T2				
Engine	Information			S10	T10	T20 - T23	T22 - T25	
All engines	COL:black					7.1231	T20	
All engines	COL:blue					7.1237	T20	
ENGINE								
T6 AWD	Petrol	224	03/10-12/15	B 6304 T4				
Engine	Information			S10	T10	T20 - T23	T22 - T25	
All engines	COL:black					7.1231	T20	
All engines	COL:blue					7.1237	T20	
ENGINE								
T6 AWD	Petrol	225	10/13->	B 4204 T9				
Engine	Information			S10	T10	T20 - T23	T22 - T25	
All engines	COL:black					7.1231	T20	
All engines	COL:blue					7.1237	T20	
ENGINE								
T6 AWD	Petrol	242	04/14-12/15	B 6304 T4				
Engine	Information			S10	T10	T20 - T23	T22 - T25	
All engines	COL:black					7.1231	T20	
All engines	COL:blue					7.1237	T20	
XC70 I								
ENGINE								
2.3 TXC AWD	Petrol	195	01/01-07/04	B 5234 T7				
Engine	Information			S10	T10	T20 - T23	T22 - T25	
All engines				7.0056				

S10	OIL PRESSURE WARNING LIGHT SWITCH	T10	REVERSING LIGHT SWITCH	T20	BRAKE LIGHT SWITCH
T22	SWITCH CLUTCH CONTROL (CRUISE CONTROL)	T23	SWITCH BRAKE ACTUATION (ENGINE TIMING)	T25	SWITCH CLUTCH CONTROL (ENGINE CONTROL)

FUNCTIONS ON THE VEHICLE

Vehicle	alim.	kW	Date	Engine	 S10	 T10	 T20 - T23	 T22 - T25
---------	-------	----	------	--------	---	---	--	---

				ENGINE
2.4 D5 AWD	Diesel	136	12/05-08/07	D 5244 T4

Engine	Information	S10	T10	T20 - T23	T22 - T25
All engines	COL:black, spanner size 24, switch press. 0.5 bar, thread M14x1.5	7.0056			
All engines	Conn. nr. 2, without mounting parts		7.6272		
All engines	with mounting parts		7.6274K		

				ENGINE
2.4 D5 XC AWD	Diesel	120	09/02-08/07	D 5244 T

Engine	Information	S10	T10	T20 - T23	T22 - T25
All engines	COL:black, spanner size 24, switch press. 0.5 bar, thread M14x1.5	7.0056			
All engines	Conn. nr. 2, without mounting parts		7.6272		

				ENGINE
2.4 T XC AWD	Petrol	142	11/97-09/02	B 5244 T, B 5254 T

Engine	Information	S10	T10	T20 - T23	T22 - T25
All engines	COL:black, spanner size 24, switch press. 0.5 bar, thread M14x1.5	7.0056			
All engines	Conn. nr. 2, without mounting parts		7.6272		

				ENGINE
2.4 T XC AWD	Petrol	147	03/00-09/02	B 5244 T3

Engine	Information	S10	T10	T20 - T23	T22 - T25
All engines	COL:black, spanner size 24, switch press. 0.5 bar, thread M14x1.5	7.0056			
All engines	Conn. nr. 2, without mounting parts		7.6272		
All engines	with mounting parts		7.6274K		

				ENGINE
2.5 T XC AWD	Petrol	154	09/02-08/07	B 5254 T2

Engine	Information	S10	T10	T20 - T23	T22 - T25
All engines		7.0056			
All engines	Conn. nr. 2, without mounting parts		7.6272		

XC70 II

				ENGINE
2.4 D	Diesel	129	06/09-12/10	D 5244 T14

Engine	Information	S10	T10	T20 - T23	T22 - T25
All engines	Conn. nr. 2, without mounting parts		7.6272		
All engines	COL:black			7.1231 T20	
All engines	Conn. nr. 2				7.1221 T25
All engines					7.1236 T22

				ENGINE
2.4 D / D4 AWD	Diesel	120	08/07->	D 5244 T16, D 5244 T17, D 5244 T5

Engine	Information	S10	T10	T20 - T23	T22 - T25
Eng. D 5244 T5		7.0056			
All engines	Conn. nr. 2, without mounting parts		7.6272		
Eng. D 5244 T17, D 5244 T5	COL:black, -self-diagnosis system			7.1231 T20	
All engines	+self-diagnosis system, COL:blue			7.1237 T20	
All engines	Conn. nr. 2				7.1221 T25
All engines					7.1236 T22

				ENGINE
3.0 T6	Petrol	224	01/10->	B 6304 T4

Engine	Information	S10	T10	T20 - T23	T22 - T25
All engines	COL:black, spanner size 24, switch press. 0.5 bar, thread M14x1.5	7.0056			
All engines	COL:black			7.1231 T20	

				ENGINE
3.2	Petrol	179	08/07->	B 6324 S5

Engine	Information	S10	T10	T20 - T23	T22 - T25
All engines	COL:black, spanner size 24, switch press. 0.5 bar, thread M14x1.5	7.0056			
All engines	COL:black			7.1231 T20	
All engines	+OBD, COL:light blue, COL:white			7.1237 T20	

				ENGINE
3.2 AWD	Petrol	175	08/07-12/11	B 6324 S

Engine	Information	S10	T10	T20 - T23	T22 - T25
All engines	COL:black, spanner size 24, switch press. 0.5 bar, thread M14x1.5	7.0056			

S10	OIL PRESSURE WARNING LIGHT SWITCH	T10	REVERSING LIGHT SWITCH	T20	BRAKE LIGHT SWITCH
T22	SWITCH CLUTCH CONTROL (CRUISE CONTROL)	T23	SWITCH BRAKE ACTUATION (ENGINE TIMING)	T25	SWITCH CLUTCH CONTROL (ENGINE CONTROL)

Vehicle	alim.	kW	Date	Engine	 S10	 T10	 T20 - T23	 T22 - T25
---------	-------	----	------	--------	---	---	--	---

ENGINE				
3.2 AWD	Petrol	175	08/07-12/11	B 6324 S

Engine	Information	S10	T10	T20 - T23	T22 - T25
All engines	COL:black			7.1231 T20	

ENGINE				
D3	Diesel	120	04/10-12/15	D 5204 T2, D 5204 T3

Engine	Information	S10	T10	T20 - T23	T22 - T25
All engines	Conn. nr. 2, without mounting parts		7.6272		
All engines	COL:black, -self-diagnosis system			7.1231 T20	
All engines	+self-diagnosis system, COL:blue			7.1237 T20	
All engines	Conn. nr. 2				7.1221 T25
All engines					7.1236 T22

ENGINE				
D3 AWD	Diesel	120	08/11->	D 5204 T2

Engine	Information	S10	T10	T20 - T23	T22 - T25
All engines			7.6272		
All engines	COL:black			7.1231 T20	
All engines	+OBD, COL:light blue, COL:white			7.1237 T20	
All engines	->ch. 47500, see connection type				7.1221 T22
All engines	see connection type, with control switch				7.1236 T22

ENGINE				
D4	Diesel	133	10/13->	D 4204 T5

Engine	Information	S10	T10	T20 - T23	T22 - T25
All engines	Conn. nr. 2, without mounting parts		7.6272		
All engines	COL:black			7.1231 T20	
All engines	COL:blue			7.1237 T20	
All engines	Conn. nr. 2				7.1221 T25
All engines					7.1236 T22

ENGINE				
D4 AWD	Diesel	133	10/13->	D 5244 T12

Engine	Information	S10	T10	T20 - T23	T22 - T25
All engines	Conn. nr. 2, without mounting parts		7.6272		
All engines	COL:black, -self-diagnosis system			7.1231 T20	
All engines	+self-diagnosis system, COL:blue			7.1237 T20	
All engines	Conn. nr. 2				7.1221 T25
All engines					7.1236 T22

ENGINE				
D5 AWD	Diesel	136	04/07-12/09	D 5244 T4

Engine	Information	S10	T10	T20 - T23	T22 - T25
All engines		7.0130			7.1236 T22
All engines	Conn. nr. 2, without mounting parts		7.6272		
All engines	COL:black			7.1231 T20	
All engines	Conn. nr. 2				7.1221 T25

ENGINE				
D5 AWD	Diesel	151	04/09-12/11	D 5244 T10

Engine	Information	S10	T10	T20 - T23	T22 - T25
All engines	Conn. nr. 2, without mounting parts		7.6272		
All engines	COL:black			7.1231 T20	
All engines	Conn. nr. 2				7.1221 T25
All engines					7.1236 T22

ENGINE				
D5 AWD	Diesel	158	04/11-12/15	D 5244 T11, D 5244 T15



Engine	Information	S10	T10	T20 - T23	T22 - T25
All engines	Conn. nr. 2, without mounting parts		7.6272		
All engines	COL:black, -self-diagnosis system			7.1231 T20	
All engines	+self-diagnosis system, COL:blue			7.1237 T20	
All engines	Conn. nr. 2				7.1221 T25
All engines					7.1236 T22

ENGINE				
D5 AWD	Diesel	162	03/15->	D 5244 T20

Engine	Information	S10	T10	T20 - T23	T22 - T25
All engines	COL:black			7.1231 T20	

S10 OIL PRESSURE WARNING LIGHT SWITCH	T10 REVERSING LIGHT SWITCH	T20 BRAKE LIGHT SWITCH
T22 SWITCH CLUTCH CONTROL (CRUISE CONTROL)	T23 SWITCH BRAKE ACTUATION (ENGINE TIMING)	T25 SWITCH CLUTCH CONTROL (ENGINE CONTROL)

FUNCTIONS ON THE VEHICLE

Vehicle	alim.	kW	Date	Engine	 S10	 T10	 T20 - T23	 T22 - T25
---------	-------	----	------	--------	---	---	--	---

				ENGINE
D5 AWD	Diesel	162	03/15->	D 5244 T20

Engine	Information	S10	T10	T20 - T23	T22 - T25
All engines	COL:blue			7.1237 T20	

				ENGINE
D5 AWD	Diesel	169	03/15->	D 5244 T11, D 5244 T15

Engine	Information	S10	T10	T20 - T23	T22 - T25
All engines	Conn. nr. 2, without mounting parts		7.6272		
All engines	COL:black, -self-diagnosis system			7.1231 T20	
All engines	+self-diagnosis system, COL:blue			7.1237 T20	
All engines	Conn. nr. 2				7.1221 T25
All engines					7.1236 T22

				ENGINE
T5	Petrol	180	10/13->	B 4204 T11

Engine	Information	S10	T10	T20 - T23	T22 - T25
All engines	COL:black			7.1231 T20	
All engines	COL:blue			7.1237 T20	

				ENGINE
T5 AWD	Petrol	187	08/15->	B 5254 T12

Engine	Information	S10	T10	T20 - T23	T22 - T25
All engines	COL:black, spanner size 24, switch press. 0.5 bar, thread M14x1.5	7.0056			
All engines	COL:black			7.1231 T20	
All engines	COL:blue			7.1237 T20	

				ENGINE
T6 AWD	Petrol	183	03/15->	B 5254 T14

Engine	Information	S10	T10	T20 - T23	T22 - T25
All engines	COL:black, spanner size 24, switch press. 0.5 bar, thread M14x1.5	7.0056			
All engines	COL:black			7.1231 T20	
All engines	COL:blue			7.1237 T20	

				ENGINE
T6 AWD	Petrol	210	01/08->	B 6304 T2

Engine	Information	S10	T10	T20 - T23	T22 - T25
All engines	COL:black, spanner size 24, switch press. 0.5 bar, thread M14x1.5	7.0056			
All engines	COL:black			7.1231 T20	

				ENGINE
T6 AWD	Petrol	242	11/13->	B 6304 T4

Engine	Information	S10	T10	T20 - T23	T22 - T25
All engines	COL:black			7.1231 T20	
All engines	COL:blue			7.1237 T20	

XC90 I

				ENGINE
2.4 D5	Diesel	147	11/10-12/14	D 5244 T18

Engine	Information	S10	T10	T20 - T23	T22 - T25
All engines	COL:black, spanner size 24, switch press. 0.5 bar, thread M14x1.5	7.0056			

				ENGINE
2.5 T AWD	Petrol	154	10/02-09/14	B 5254 T2, B 5254 T9




Engine	Information	S10	T10	T20 - T23	T22 - T25
All engines	COL:black, spanner size 24, switch press. 0.5 bar, thread M14x1.5	7.0056			
Eng. B 5254 T2	ch. 224000 ->, Conn. nr. 2, without mounting parts		7.6272		
Eng. B 5254 T2	->ch. 223999, with mounting parts		7.6274K		

				ENGINE
D3 / D5	Diesel	120	04/09-12/14	D 5244 T5

Engine	Information	S10	T10	T20 - T23	T22 - T25
All engines	COL:black, spanner size 24, switch press. 0.5 bar, thread M14x1.5	7.0056			
All engines	ch. 224000 ->		7.6272		
All engines	->ch. 223999		7.6274K		

S10 OIL PRESSURE WARNING LIGHT SWITCH	T10 REVERSING LIGHT SWITCH	T20 BRAKE LIGHT SWITCH
T22 SWITCH CLUTCH CONTROL (CRUISE CONTROL)	T23 SWITCH BRAKE ACTUATION (ENGINE TIMING)	T25 SWITCH CLUTCH CONTROL (ENGINE CONTROL)

FUNCTIONS ON THE VEHICLE

Vehicle	alim.	kW	Date	Engine				
					S10	T10	T20 - T23	T22 - T25

ENGINE				
D5 AWD	Diesel	120	10/02-12/10	D 5244 T, D 5244 T5

Engine	Information	S10	T10	T20 - T23	T22 - T25
All engines	COL:black, spanner size 24, switch press. 0.5 bar, thread M14x1.5	7.0056			
All engines	ch. 224000 ->, Conn. nr. 2, without mounting parts		7.6272		
All engines	->ch. 223999, with mounting parts		7.6274K		

ENGINE				
D5 AWD	Diesel	136	04/05-12/10	D 5244 T4

Engine	Information	S10	T10	T20 - T23	T22 - T25
All engines	COL:black, spanner size 24, switch press. 0.5 bar, thread M14x1.5	7.0056			
All engines	ch. 224000 ->, Conn. nr. 2, without mounting parts		7.6272		
All engines	->ch. 223999, with mounting parts		7.6274K		

ENGINE				
D5 AWD	Diesel	155	11/13-09/14	D 5244 T18

Engine	Information	S10	T10	T20 - T23	T22 - T25
All engines	COL:black, spanner size 24, switch press. 0.5 bar, thread M14x1.5	7.0056			





ENGINE				
T6 AWD	Petrol	200	10/02-12/06	B 6294 T

Engine	Information	S10	T10	T20 - T23	T22 - T25
All engines	COL:black, spanner size 24, switch press. 0.5 bar, thread M14x1.5	7.0056			

ENGINE				
V8 AWD	Petrol	232	01/05-12/10	B 8444 S

Engine	Information	S10	T10	T20 - T23	T22 - T25
All engines		7.0114			

S10	OIL PRESSURE WARNING LIGHT SWITCH	T10	REVERSING LIGHT SWITCH	T20	BRAKE LIGHT SWITCH
T22	SWITCH CLUTCH CONTROL (CRUISE CONTROL)	T23	SWITCH BRAKE ACTUATION (ENGINE TIMING)	T25	SWITCH CLUTCH CONTROL (ENGINE CONTROL)

Vehicle	alim.	kW	Date	Engine	FUNCTIONS ON THE VEHICLE			
					 S10	 T10	 T20 - T23	 T22 - T25

101

1.1	Petrol	37	12/75-01/80	ENGINE 128 A.000
-----	--------	----	-------------	---------------------

Engine	Information	S10	T10	T20 - T23	T22 - T25
All engines		7.0060			

1.1	Petrol	40	06/73-01/90	ENGINE 128 A.000
-----	--------	----	-------------	---------------------

Engine	Information	S10	T10	T20 - T23	T22 - T25
All engines		7.0000, 7.0060		7.1000 T20	

1.1	Petrol	41	05/75-12/93	ENGINE 128 A.064
-----	--------	----	-------------	---------------------

Engine	Information	S10	T10	T20 - T23	T22 - T25
All engines		7.0060		7.1000 T20	

1.1 Super	Petrol	47	07/79-09/81	ENGINE 128 AC5.000
-----------	--------	----	-------------	-----------------------

Engine	Information	S10	T10	T20 - T23	T22 - T25
All engines		7.0060			

1.3	Petrol	48	10/81-12/93	ENGINE 128 AR.000
-----	--------	----	-------------	----------------------

Engine	Information	S10	T10	T20 - T23	T22 - T25
All engines		7.0060			

YUGO

0.9	Petrol	33	04/80-06/92	ENGINE 9A
-----	--------	----	-------------	--------------






Engine	Information	S10	T10	T20 - T23	T22 - T25
All engines		7.0000		7.1000 T20	

S10	OIL PRESSURE WARNING LIGHT SWITCH	T10	REVERSING LIGHT SWITCH	T20	BRAKE LIGHT SWITCH
T22	SWITCH CLUTCH CONTROL (CRUISE CONTROL)	T23	SWITCH BRAKE ACTUATION (ENGINE TIMING)	T25	SWITCH CLUTCH CONTROL (ENGINE CONTROL)



GLOSSARY OF FUNCTIONS ON THE VEHICLE

· GLOSSARIO PER FUNZIONI SU VETTURA · GLOSSAIRE DES FONCTIONS SUR LE VÉHICULE · GLOSSAR NACH FUNKTION IM AUTO · GLOSARIO DE LAS FUNCIONES EN LOS VEHICULOS

#	ENGLISH 	ITALIANO 	FRANÇAIS 	DEUTSCH 	ESPAÑOL 
S10	OIL PRESSURE WARNING LIGHT SWITCH	INTERRUTTORE SPIA PRESSIONE OLIO	MANOCONTACT POUR TMOIN DE PRESSION D'HUILE	ÖLDRUCKKONTROLLSCHALTER	MANOCONTACTO LUZ TESTIGO DE PRESIÓN DE ACEITE
S20	OIL PRESSURE SENDER	TRASMETTITORE PRESSIONE OLIO	TRANSMETTEUR DE PRESSION D'HUILE	ÖLDRUCK IMPULSGEBER	TRANSMISOR DE PRESIÓN ACEITE
T10	REVERSING LIGHT SWITCH	INTERRUTTORE LUCI RETROMARCIA	CONTACTEUR FEUX DE RECL	RÜCKLICHTSCHALTER	INTERRUPTOR DE LUZ MARCHA ATRÁS
T20	BRAKE LIGHT SWITCH	INTERRUTTORE LUCE FRENO	INTERRUPTEUR DES FEUX DE FREINS	BREMSLICHTSCHALTER	INTERRUPTOR LUCES FRENO
T22	SWITCH CLUTCH CONTROL (CRUISE CONTROL)	INNESTO COMANDO DISINNESTO FRIZIONE	COMMANDE EMBRAYAGE (RÉGULATEUR DE VITESSE)	SCHALTER KUPPLUNGSBETÄTIGUNG (GRA)	CONMUTADOR ACCIONAMIENTO EMBRAGUE (CONTROL VELOC.)
T23	SWITCH BRAKE ACTUATION (ENGINE TIMING)	COMANDO AZIONAMENTO FRENO (CONTROLLO MOTORE)	INTERRUPTEUR COMMANDE DES FREINS (GESTION DU MOTEUR)	SCHALTER BREMSBETÄTIGUNG (MOTORSTEUERUNG)	CONMUTADOR ACCIONAMIENTO FRENO (DISTRIBUCIÓN MOTOR)
T25	SWITCH CLUTCH CONTROL (ENGINE CONTROL)	INNESTO AZIONAMENTO FRIZIONE (CONTROLLO MOTORE)	INTERRUPTEUR COMMANDE D'EMBAYAGE (GESTION DU MOTEUR)	SCHALTER KUPPLUNGSBETÄTIGUNG (MOTORSTEUERUNG)	CONMUTADOR ACCIONAMIENTO EMBRAGUE (GESTIÓN MOTOR)



PRODUCTS BY VEHICLE MANUFACTURER

FA-SWI18Q4

-ELENCO PRODOTTI PER MARCA -PRODUITS PAR FABRICANT VEHICULE -LISTE DER PRODUKTE JE NACH FAHRZEUGMARKE -PRODUCTOS POR FABRICANTE DE VEHÍCULO

ABARTH

S10

OIL PRESSURE WARNING LIGHT SWITCH

- INTERRUPTORE SPIA PRESSIONE OLIO
- MANOCONTACT POUR TEMOIN DE PRESSION D'HUILE
- ÖLDRUCKKONTROLLSCHALTER
- MANOCONTACTO LUZ TESTIGO DE PRESIÓN DE ACEITE

7.0096

T10

REVERSING LIGHT SWITCH

- INTERRUPTORE LUCI RETROMARCIA
- CONTACTEUR FEUX DE RECUL
- RÜCKLICHTSCHALTER
- INTERRUPTOR DE LUZ MARCHA ATRÁS

7.6067

7.6142

7.6196

7.6249

T20

BRAKE LIGHT SWITCH

- INTERRUPTORE LUCE FRENO
- INTERRUPTEUR DES FEUX DE FREINS
- BREMSLICHTSCHALTER
- INTERRUPTOR LUCES FRENO

7.1161

7.1208

7.1247

T22

SWITCH CLUTCH CONTROL (CRUISE CONTROL)

- INNESTO COMANDO DISINNESTO FRIZIONE
- COMMANDE EMBRAYAGE (RÉGULATEUR DE VITESSE)
- SCHALTER KUPPLUNGSBETÄTIGUNG (GRA)
- CONMUTADOR ACCIONAMIENTO EMBRAGUE (CONTROL VELOC.)

7.1170

7.1226

7.1248

T25

SWITCH CLUTCH CONTROL (ENGINE CONTROL)

- INNESTO AZIONAMENTO FRIZIONE (CONTROLLO MOTORE)
- INTERRUPTEUR COMMANDE D'EMBRAYAGE (GESTION DU MOTEUR)
- SCHALTER KUPPLUNGSBETÄTIGUNG (MOTORSTEUERUNG)
- CONMUTADOR ACCIONAMIENTO EMBRAGUE (GESTIÓN MOTOR)

7.1170

7.1226

7.1248

ACURA

S10

OIL PRESSURE WARNING LIGHT SWITCH

- INTERRUPTORE SPIA PRESSIONE OLIO
- MANOCONTACT POUR TEMOIN DE PRESSION D'HUILE
- ÖLDRUCKKONTROLLSCHALTER
- MANOCONTACTO LUZ TESTIGO DE PRESIÓN DE ACEITE

7.0014

7.0015

7.0017

7.0114

T10

REVERSING LIGHT SWITCH

- INTERRUPTORE LUCI RETROMARCIA
- CONTACTEUR FEUX DE RECUL
- RÜCKLICHTSCHALTER
- INTERRUPTOR DE LUZ MARCHA ATRÁS

7.6094

7.6175

T20

BRAKE LIGHT SWITCH

- INTERRUPTORE LUCE FRENO
- INTERRUPTEUR DES FEUX DE FREINS
- BREMSLICHTSCHALTER
- INTERRUPTOR LUCES FRENO

7.1044

7.1062

7.1119

7.1122

7.1261

ALFA ROMEO

S10

OIL PRESSURE WARNING LIGHT SWITCH

- INTERRUPTORE SPIA PRESSIONE OLIO
- MANOCONTACT POUR TEMOIN DE PRESSION D'HUILE
- ÖLDRUCKKONTROLLSCHALTER
- MANOCONTACTO LUZ TESTIGO DE PRESIÓN DE ACEITE

7.0000

7.0005

7.0007

7.0085

7.0096

7.0141

7.0163

T10

REVERSING LIGHT SWITCH

- INTERRUPTORE LUCI RETROMARCIA
- CONTACTEUR FEUX DE RECUL
- RÜCKLICHTSCHALTER
- INTERRUPTOR DE LUZ MARCHA ATRÁS

7.6001

7.6066

7.6067

7.6073

T10

7.6142

7.6143

7.6153

7.6196

7.6196,7.6249

7.6249

T20

BRAKE LIGHT SWITCH

- INTERRUPTORE LUCE FRENO
- INTERRUPTEUR DES FEUX DE FREINS
- BREMSLICHTSCHALTER
- INTERRUPTOR LUCES FRENO

7.1000

7.1001

7.1049

7.1065

7.1067

7.1068

7.1069

7.1108

7.1127

7.1145

7.1146

7.1161

7.1161,7.1247

7.1179

7.1247

T22

SWITCH CLUTCH CONTROL (CRUISE CONTROL)

- INNESTO COMANDO DISINNESTO FRIZIONE
- COMMANDE EMBRAYAGE (RÉGULATEUR DE VITESSE)
- SCHALTER KUPPLUNGSBETÄTIGUNG (GRA)
- CONMUTADOR ACCIONAMIENTO EMBRAGUE (CONTROL VELOC.)

7.1108

7.1146

7.1159

7.1170

7.1179

T25

SWITCH CLUTCH CONTROL (ENGINE CONTROL)

- INNESTO AZIONAMENTO FRIZIONE (CONTROLLO MOTORE)
- INTERRUPTEUR COMMANDE D'EMBRAYAGE (GESTION DU MOTEUR)
- SCHALTER KUPPLUNGSBETÄTIGUNG (MOTORSTEUERUNG)
- CONMUTADOR ACCIONAMIENTO EMBRAGUE (GESTIÓN MOTOR)

7.1108

7.1170

7.1179

ALPINA

S10

OIL PRESSURE WARNING LIGHT SWITCH

- INTERRUPTORE SPIA PRESSIONE OLIO
- MANOCONTACT POUR TEMOIN DE PRESSION D'HUILE
- ÖLDRUCKKONTROLLSCHALTER
- MANOCONTACTO LUZ TESTIGO DE PRESIÓN DE ACEITE

7.0071

T20

BRAKE LIGHT SWITCH

- INTERRUPTORE LUCE FRENO
- INTERRUPTEUR DES FEUX DE FREINS
- BREMSLICHTSCHALTER
- INTERRUPTOR LUCES FRENO

7.1215

T22

SWITCH CLUTCH CONTROL (CRUISE CONTROL)

- INNESTO COMANDO DISINNESTO FRIZIONE
- COMMANDE EMBRAYAGE (RÉGULATEUR DE VITESSE)
- SCHALTER KUPPLUNGSBETÄTIGUNG (GRA)
- CONMUTADOR ACCIONAMIENTO EMBRAGUE (CONTROL VELOC.)

7.1314

ALPINE

T10

REVERSING LIGHT SWITCH

- INTERRUPTORE LUCI RETROMARCIA
- CONTACTEUR FEUX DE RECUL
- RÜCKLICHTSCHALTER
- INTERRUPTOR DE LUZ MARCHA ATRÁS

7.6017

T20

BRAKE LIGHT SWITCH

- INTERRUPTORE LUCE FRENO
- INTERRUPTEUR DES FEUX DE FREINS
- BREMSLICHTSCHALTER
- INTERRUPTOR LUCES FRENO

7.1012

ASTON MARTIN

T20

BRAKE LIGHT SWITCH

- INTERRUPTORE LUCE FRENO
- INTERRUPTEUR DES FEUX DE FREINS
- BREMSLICHTSCHALTER
- INTERRUPTOR LUCES FRENO

7.1245

AUDI

S10

OIL PRESSURE WARNING LIGHT SWITCH

- INTERRUPTORE SPIA PRESSIONE OLIO
- MANOCONTACT POUR TEMOIN DE PRESSION D'HUILE
- ÖLDRUCKKONTROLLSCHALTER
- MANOCONTACTO LUZ TESTIGO DE PRESIÓN DE ACEITE

7.0008

7.0045

7.0046

7.0095

7.0108

7.0111

7.0132

7.0133

7.0134

7.0135

7.0139

7.0159

7.0167

7.0168

7.0171

7.0174

7.0185

7.0190

7.0192

7.0196

7.0197

T10

REVERSING LIGHT SWITCH

- INTERRUPTORE LUCI RETROMARCIA
- CONTACTEUR FEUX DE RECUL
- RÜCKLICHTSCHALTER
- INTERRUPTOR DE LUZ MARCHA ATRÁS

7.6010

7.6099

7.6193

7.6195

7.6205

7.6215

7.6256

7.6266

T20

BRAKE LIGHT SWITCH

- INTERRUPTORE LUCE FRENO
- INTERRUPTEUR DES FEUX DE FREINS
- BREMSLICHTSCHALTER
- INTERRUPTOR LUCES FRENO

7.1015

7.1015,7.1087

7.1055

7.1087

7.1126

7.1151

7.1228

7.1229

7.1232



PRODUCTS BY VEHICLE MANUFACTURER

FA-SWI18Q4

-ELENCO PRODOTTI PER MARCA -PRODUITS PAR FABRICANT VEHICULE -LISTE DER PRODUKTE JE NACH FAHRZEUGMARKE -PRODUCTOS POR FABRICANTE DE VEHÍCULO

T22**SWITCH CLUTCH CONTROL (CRUISE CONTROL)**

- INNESTO COMANDO DISINNESTO FRIZIONE
- COMMANDE EMBRAYAGE (RÉGULATEUR DE VITESSE)
- SCHALTER KUPPLUNGSBETÄTIGUNG (GRA)
- CONMUTADOR ACCIONAMIENTO EMBRAGUE (CONTROL VELOC.)

7.1143**7.1220****7.1309****7.1311****7.1337****T25****SWITCH CLUTCH CONTROL (ENGINE CONTROL)**

- INNESTO AZIONAMENTO FRIZIONE (CONTROLLO MOTORE)
- INTERRUPTEUR COMMANDE D'EMBAYAGE (GESTION DU MOTEUR)
- SCHALTER KUPPLUNGSBETÄTIGUNG (MOTORSTEUERUNG)
- CONMUTADOR ACCIONAMIENTO EMBRAGUE (GESTIÓN MOTOR)

7.1220**AUDI****S10****OIL PRESSURE WARNING LIGHT SWITCH**

- INTERRUPTORE SPIA PRESSIONE OLIO
- MANOCONTACT POUR TEMOIN DE PRESSION D'HUILE
- ÖLDRUCKKONTROLLSCHALTER
- MANOCONTACTO LUZ TESTIGO DE PRESIÓN DE ACEITE

7.0045**7.0046****7.0095****7.0108****7.0111****7.0132****7.0133****7.0134****7.0135****7.0136****7.0139****7.0167****7.0168****7.0171****7.0174****7.0185****7.0190****7.0192****7.0196****7.0197****7.0212****T10****REVERSING LIGHT SWITCH**

- INTERRUPTORE LUCI RETROMARCIA
- CONTACTEUR FEUX DE RECUL
- RÜCKLICHTSCHALTER
- INTERRUPTOR DE LUZ MARCHA ATRÁS

7.6010**7.6099****7.6099,7.6256****7.6193****7.6195****7.6215****7.6256****7.6266****T20****BRAKE LIGHT SWITCH**

- INTERRUPTORE LUCE FRENO
- INTERRUPTEUR DES FEUX DE FREINS
- BREMSLICHTSCHALTER
- INTERRUPTOR LUCES FRENO

7.1087**7.1126****7.1151****7.1228****7.1229****7.1230****7.1232****T22****SWITCH CLUTCH CONTROL (CRUISE CONTROL)**

- INNESTO COMANDO DISINNESTO FRIZIONE
- COMMANDE EMBRAYAGE (RÉGULATEUR DE VITESSE)
- SCHALTER KUPPLUNGSBETÄTIGUNG (GRA)
- CONMUTADOR ACCIONAMIENTO EMBRAGUE (CONTROL VELOC.)

7.1143**7.1152****7.1220****7.1309****7.1311****T25****SWITCH CLUTCH CONTROL (ENGINE CONTROL)**

- INNESTO AZIONAMENTO FRIZIONE (CONTROLLO MOTORE)
- INTERRUPTEUR COMMANDE D'EMBAYAGE (GESTION DU MOTEUR)
- SCHALTER KUPPLUNGSBETÄTIGUNG (MOTORSTEUERUNG)
- CONMUTADOR ACCIONAMIENTO EMBRAGUE (GESTIÓN MOTOR)

7.1220**7.1311****AUSTIN****S10****OIL PRESSURE WARNING LIGHT SWITCH**

- INTERRUPTORE SPIA PRESSIONE OLIO
- MANOCONTACT POUR TEMOIN DE PRESSION D'HUILE
- ÖLDRUCKKONTROLLSCHALTER
- MANOCONTACTO LUZ TESTIGO DE PRESIÓN DE ACEITE

7.0027**7.0068****T10****REVERSING LIGHT SWITCH**

- INTERRUPTORE LUCI RETROMARCIA
- CONTACTEUR FEUX DE RECUL
- RÜCKLICHTSCHALTER
- INTERRUPTOR DE LUZ MARCHA ATRÁS

7.6009**7.6093****T20****BRAKE LIGHT SWITCH**

- INTERRUPTORE LUCE FRENO
- INTERRUPTEUR DES FEUX DE FREINS
- BREMSLICHTSCHALTER
- INTERRUPTOR LUCES FRENO

7.1034**AUTOBIANCHI****S10****OIL PRESSURE WARNING LIGHT SWITCH**

- INTERRUPTORE SPIA PRESSIONE OLIO
- MANOCONTACT POUR TEMOIN DE PRESSION D'HUILE
- ÖLDRUCKKONTROLLSCHALTER
- MANOCONTACTO LUZ TESTIGO DE PRESIÓN DE ACEITE

7.0060**BENTLEY****S10****OIL PRESSURE WARNING LIGHT SWITCH**

- INTERRUPTORE SPIA PRESSIONE OLIO
- MANOCONTACT POUR TEMOIN DE PRESSION D'HUILE
- ÖLDRUCKKONTROLLSCHALTER
- MANOCONTACTO LUZ TESTIGO DE PRESIÓN DE ACEITE

7.0135**7.0174****7.0196****7.0212****T20****BRAKE LIGHT SWITCH**

- INTERRUPTORE LUCE FRENO
- INTERRUPTEUR DES FEUX DE FREINS
- BREMSLICHTSCHALTER
- INTERRUPTOR LUCES FRENO

T20**7.1228****7.1229****7.1232****BMW****S10****OIL PRESSURE WARNING LIGHT SWITCH**

- INTERRUPTORE SPIA PRESSIONE OLIO
- MANOCONTACT POUR TEMOIN DE PRESSION D'HUILE
- ÖLDRUCKKONTROLLSCHALTER
- MANOCONTACTO LUZ TESTIGO DE PRESIÓN DE ACEITE

7.0026**7.0026,7.0060****7.0052****7.0052,7.0071****7.0057****7.0060****7.0071****T10****REVERSING LIGHT SWITCH**

- INTERRUPTORE LUCI RETROMARCIA
- CONTACTEUR FEUX DE RECUL
- RÜCKLICHTSCHALTER
- INTERRUPTOR DE LUZ MARCHA ATRÁS

7.6029**7.6131****T20****BRAKE LIGHT SWITCH**

- INTERRUPTORE LUCE FRENO
- INTERRUPTEUR DES FEUX DE FREINS
- BREMSLICHTSCHALTER
- INTERRUPTOR LUCES FRENO

7.1014**7.1014,7.1058****7.1058****7.1081****7.1215****7.1312****T22****SWITCH CLUTCH CONTROL (CRUISE CONTROL)**

- INNESTO COMANDO DISINNESTO FRIZIONE
- COMMANDE EMBRAYAGE (RÉGULATEUR DE VITESSE)
- SCHALTER KUPPLUNGSBETÄTIGUNG (GRA)
- CONMUTADOR ACCIONAMIENTO EMBRAGUE (CONTROL VELOC.)

7.1110**7.1110,7.1314****7.1123****7.1312****7.1314****T25****SWITCH CLUTCH CONTROL (ENGINE CONTROL)**

- INNESTO AZIONAMENTO FRIZIONE (CONTROLLO MOTORE)
- INTERRUPTEUR COMMANDE D'EMBAYAGE (GESTION DU MOTEUR)
- SCHALTER KUPPLUNGSBETÄTIGUNG (MOTORSTEUERUNG)
- CONMUTADOR ACCIONAMIENTO EMBRAGUE (GESTIÓN MOTOR)

7.1123**7.1314****CHEVROLET****S10****OIL PRESSURE WARNING LIGHT SWITCH**

- INTERRUPTORE SPIA PRESSIONE OLIO
- MANOCONTACT POUR TEMOIN DE PRESSION D'HUILE
- ÖLDRUCKKONTROLLSCHALTER
- MANOCONTACTO LUZ TESTIGO DE PRESIÓN DE ACEITE

7.0017**7.0069****7.0096****7.0141****7.0170****7.0173****7.0183****T10****REVERSING LIGHT SWITCH**

- INTERRUPTORE LUCI RETROMARCIA
- CONTACTEUR FEUX DE RECUL
- RÜCKLICHTSCHALTER
- INTERRUPTOR DE LUZ MARCHA ATRÁS

7.6073**7.6323****T20****BRAKE LIGHT SWITCH**

- INTERRUPTORE LUCE FRENO
- INTERRUPTEUR DES FEUX DE FREINS
- BREMSLICHTSCHALTER
- INTERRUPTOR LUCES FRENO

7.1050**7.1065****7.1098****7.1251****7.1264****T22****SWITCH CLUTCH CONTROL (CRUISE CONTROL)**

- INNESTO COMANDO DISINNESTO FRIZIONE
- COMMANDE EMBRAYAGE (RÉGULATEUR DE VITESSE)
- SCHALTER KUPPLUNGSBETÄTIGUNG (GRA)
- CONMUTADOR ACCIONAMIENTO EMBRAGUE (CONTROL VELOC.)

7.1242



PRODUCTS BY VEHICLE MANUFACTURER

FA-SWI18Q4

-ELENCO PRODOTTI PER MARCA -PRODUITS PAR FABRICANT VEHICULE -LISTE DER PRODUKTE JE NACH FAHRZEUGMARKE -PRODUCTOS POR FABRICANTE DE VEHÍCULO

T25

SWITCH CLUTCH CONTROL (ENGINE CONTROL)
 - INNESTO AZIONAMENTO FRIZIONE (CONTROLLO MOTORE)
 - INTERRUPTEUR COMMANDE D'EMBRAYAGE (GESTION DU MOTEUR)
 - SCHALTER KUPPLUNGSBETÄTIGUNG (MOTORSTEUERUNG)
 - CONMUTADOR ACCIONAMIENTO EMBRAGUE (GESTIÓN MOTOR)

7.1242

CHRYSLER

S10

OIL PRESSURE WARNING LIGHT SWITCH
 - INTERRUTTORE SPIA PRESSIONE OLIO
 - MANOCONTACT POUR TEMOIN DE PRESSION D'HUILE
 - ÖLDRUCKKONTROLLSCHALTER
 - MANOCONTACTO LUZ TESTIGO DE PRESIÓN DE ACEITE

7.0096
7.0132
7.0163

T10

REVERSING LIGHT SWITCH
 - INTERRUTTORE LUCI RETROMARCIA
 - CONTACTEUR FEUX DE RECUL
 - RÜCKLICHTSCHALTER
 - INTERRUPTOR DE LUZ MARCHA ATRÁS

7.6067
7.6127
7.6142
7.6196

T20

BRAKE LIGHT SWITCH
 - INTERRUTTORE LUCE FRENO
 - INTERRUPTEUR DES FEUX DE FREINS
 - BREMSLICHTSCHALTER
 - INTERRUPTOR LUCES FRENO

7.1088
7.1161
7.1247

T22

SWITCH CLUTCH CONTROL (CRUISE CONTROL)
 - INNESTO COMANDO DISINNESTO FRIZIONE
 - COMMANDE EMBRAYAGE (RÉGULATEUR DE VITESSE)
 - SCHALTER KUPPLUNGSBETÄTIGUNG (GRA)
 - CONMUTADOR ACCIONAMIENTO EMBRAGUE (CONTROL VELOC.)

7.1170

CITROËN

S10

OIL PRESSURE WARNING LIGHT SWITCH
 - INTERRUTTORE SPIA PRESSIONE OLIO
 - MANOCONTACT POUR TEMOIN DE PRESSION D'HUILE
 - ÖLDRUCKKONTROLLSCHALTER
 - MANOCONTACTO LUZ TESTIGO DE PRESIÓN DE ACEITE

7.0006
7.0020
7.0021
7.0022
7.0096
7.0114
7.0116
7.0116,7.0130
7.0130
7.0143
7.0145
7.0163
7.0187
7.0199
7.0203

T10

REVERSING LIGHT SWITCH
 - INTERRUTTORE LUCI RETROMARCIA
 - CONTACTEUR FEUX DE RECUL
 - RÜCKLICHTSCHALTER
 - INTERRUPTOR DE LUZ MARCHA ATRÁS

7.6015
7.6019
7.6067
7.6099
7.6099,7.6217
7.6108
7.6153
7.6217
7.6217,7.6218
7.6217,7.6249
7.6218
7.6249
7.6260
7.6295
7.6319

T20

BRAKE LIGHT SWITCH
 - INTERRUTTORE LUCE FRENO
 - INTERRUPTEUR DES FEUX DE FREINS
 - BREMSLICHTSCHALTER
 - INTERRUPTOR LUCES FRENO

7.1007
7.1009
7.1009,7.1091
7.1010
7.1020
7.1066
7.1068
7.1091
7.1108
7.1147
7.1161
7.1177

T20

7.1178
7.1179
7.1184
7.1187
7.1194
7.1197
7.1208
7.1211
7.1212
7.1213
7.1213,7.1283
7.1213K
7.1217
7.1247
7.1254
7.1283
7.1286

T22

SWITCH CLUTCH CONTROL (CRUISE CONTROL)
 - INNESTO COMANDO DISINNESTO FRIZIONE
 - COMMANDE EMBRAYAGE (RÉGULATEUR DE VITESSE)
 - SCHALTER KUPPLUNGSBETÄTIGUNG (GRA)
 - CONMUTADOR ACCIONAMIENTO EMBRAGUE (CONTROL VELOC.)

7.1132
7.1169
7.1169,7.1257
7.1170
7.1187
7.1192
7.1196
7.1210
7.1214
7.1219
7.1241
7.1249
7.1257

T23

SWITCH BRAKE ACTUATION (ENGINE TIMING)
 - COMANDO AZIONAMENTO FRENO (CONTROLLO MOTORE)
 - INTERRUPTEUR COMMANDE DES FREINS (GESTION DU MOTEUR)
 - SCHALTER BREMSBETÄTIGUNG (MOTORSTEUERUNG)
 - CONMUTADOR ACCIONAMIENTO FRENO (DISTRIBUCIÓN MOTOR)

7.1184
7.1187

T25

SWITCH CLUTCH CONTROL (ENGINE CONTROL)
 - INNESTO AZIONAMENTO FRIZIONE (CONTROLLO MOTORE)
 - INTERRUPTEUR COMMANDE D'EMBRAYAGE (GESTION DU MOTEUR)
 - SCHALTER KUPPLUNGSBETÄTIGUNG (MOTORSTEUERUNG)
 - CONMUTADOR ACCIONAMIENTO EMBRAGUE (GESTIÓN MOTOR)

T25

7.1170
7.1192
7.1210
7.1219
7.1241
7.1249
7.1257

DACIA

S10

OIL PRESSURE WARNING LIGHT SWITCH
 - INTERRUTTORE SPIA PRESSIONE OLIO
 - MANOCONTACT POUR TEMOIN DE PRESSION D'HUILE
 - ÖLDRUCKKONTROLLSCHALTER
 - MANOCONTACTO LUZ TESTIGO DE PRESIÓN DE ACEITE

7.0006
7.0076
7.0131
7.0151
7.0153
7.0178
7.0180
7.0181
7.0189

T10

REVERSING LIGHT SWITCH
 - INTERRUTTORE LUCI RETROMARCIA
 - CONTACTEUR FEUX DE RECUL
 - RÜCKLICHTSCHALTER
 - INTERRUPTOR DE LUZ MARCHA ATRÁS

7.6017
7.6096
7.6245
7.6271

T20

BRAKE LIGHT SWITCH
 - INTERRUTTORE LUCE FRENO
 - INTERRUPTEUR DES FEUX DE FREINS
 - BREMSLICHTSCHALTER
 - INTERRUPTOR LUCES FRENO

7.1008
7.1148
7.1224
7.1227

T22

SWITCH CLUTCH CONTROL (CRUISE CONTROL)
 - INNESTO COMANDO DISINNESTO FRIZIONE
 - COMMANDE EMBRAYAGE (RÉGULATEUR DE VITESSE)
 - SCHALTER KUPPLUNGSBETÄTIGUNG (GRA)
 - CONMUTADOR ACCIONAMIENTO EMBRAGUE (CONTROL VELOC.)

7.1223

T22

7.1224
7.1227

T25

SWITCH CLUTCH CONTROL (ENGINE CONTROL)
 - INNESTO AZIONAMENTO FRIZIONE (CONTROLLO MOTORE)
 - INTERRUPTEUR COMMANDE D'EMBRAYAGE (GESTION DU MOTEUR)
 - SCHALTER KUPPLUNGSBETÄTIGUNG (MOTORSTEUERUNG)
 - CONMUTADOR ACCIONAMIENTO EMBRAGUE (GESTIÓN MOTOR)

7.1223
7.1224

DAEWOO

S10

OIL PRESSURE WARNING LIGHT SWITCH
 - INTERRUTTORE SPIA PRESSIONE OLIO
 - MANOCONTACT POUR TEMOIN DE PRESSION D'HUILE
 - ÖLDRUCKKONTROLLSCHALTER
 - MANOCONTACTO LUZ TESTIGO DE PRESIÓN DE ACEITE

7.0017
7.0069
7.0098
7.0173

T10

REVERSING LIGHT SWITCH
 - INTERRUTTORE LUCI RETROMARCIA
 - CONTACTEUR FEUX DE RECUL
 - RÜCKLICHTSCHALTER
 - INTERRUPTOR DE LUZ MARCHA ATRÁS

7.6073

T20

BRAKE LIGHT SWITCH
 - INTERRUTTORE LUCE FRENO
 - INTERRUPTEUR DES FEUX DE FREINS
 - BREMSLICHTSCHALTER
 - INTERRUPTOR LUCES FRENO

7.1044
7.1050
7.1065
7.1098
7.1251
7.1264

T22

SWITCH CLUTCH CONTROL (CRUISE CONTROL)
 - INNESTO COMANDO DISINNESTO FRIZIONE
 - COMMANDE EMBRAYAGE (RÉGULATEUR DE VITESSE)
 - SCHALTER KUPPLUNGSBETÄTIGUNG (GRA)
 - CONMUTADOR ACCIONAMIENTO EMBRAGUE (CONTROL VELOC.)



PRODUCTS BY VEHICLE MANUFACTURER

FA-SWI18Q4

-ELENCO PRODOTTI PER MARCA -PRODUITS PAR FABRICANT VEHICULO -LISTE DER PRODUKTE JE NACH FAHRZEUGMARKE -PRODUCTOS POR FABRICANTE DE VEHÍCULO

T22

7.1242

DAIHATSU

S10

OIL PRESSURE WARNING LIGHT SWITCH

- INTERRUOTTORE SPIA PRESSIONE OLIO
- MANOCONTACT POUR TEMOIN DE PRESSION D'HUILE
- ÖLDRUCKKONTROLLSCHALTER
- MANOCONTACTO LUZ TESTIGO DE PRESIÓN DE ACEITE

7.0016

7.0017

7.0114

T10

REVERSING LIGHT SWITCH

- INTERRUOTTORE LUCI RETROMARCIA
- CONTACTEUR FEUX DE RECU
- RÜCKLICHTSCHALTER
- INTERRUPTOR DE LUZ MARCHA ATRÁS

7.6111

7.6220

7.6221

T20

BRAKE LIGHT SWITCH

- INTERRUOTTORE LUCE FRENO
- INTERRUPTEUR DES FEUX DE FREINS
- BREMSLICHTSCHALTER
- INTERRUPTOR LUCES FRENO

7.1017

7.1027

7.1028

7.1178

7.1254

DODGE

S10

OIL PRESSURE WARNING LIGHT SWITCH

- INTERRUOTTORE SPIA PRESSIONE OLIO
- MANOCONTACT POUR TEMOIN DE PRESSION D'HUILE
- ÖLDRUCKKONTROLLSCHALTER
- MANOCONTACTO LUZ TESTIGO DE PRESIÓN DE ACEITE

7.0132

DS

S10

OIL PRESSURE WARNING LIGHT SWITCH

- INTERRUOTTORE SPIA PRESSIONE OLIO
- MANOCONTACT POUR TEMOIN DE PRESSION D'HUILE
- ÖLDRUCKKONTROLLSCHALTER
- MANOCONTACTO LUZ TESTIGO DE PRESIÓN DE ACEITE

7.0130

7.0203

T10

REVERSING LIGHT SWITCH

- INTERRUOTTORE LUCI RETROMARCIA
- CONTACTEUR FEUX DE RECU
- RÜCKLICHTSCHALTER
- INTERRUPTOR DE LUZ MARCHA ATRÁS

7.6217

7.6217,7.6218

7.6218

T20

BRAKE LIGHT SWITCH

- INTERRUOTTORE LUCE FRENO
- INTERRUPTEUR DES FEUX DE FREINS
- BREMSLICHTSCHALTER
- INTERRUPTOR LUCES FRENO

7.1283

T22

SWITCH CLUTCH CONTROL (CRUISE CONTROL)

- INNESTO COMANDO DISINNESTO FRIZIONE
- COMMANDE EMBRAYAGE (RÉGULATEUR DE VITESSE)
- SCHALTER KUPPLUNGSBETÄTIGUNG (GRA)
- CONMUTADOR ACCIONAMIENTO EMBRAGUE (CONTROL VELOC.)

7.1210

FIAT

S10

OIL PRESSURE WARNING LIGHT SWITCH

- INTERRUOTTORE SPIA PRESSIONE OLIO
- MANOCONTACT POUR TEMOIN DE PRESSION D'HUILE
- ÖLDRUCKKONTROLLSCHALTER
- MANOCONTACTO LUZ TESTIGO DE PRESIÓN DE ACEITE

7.0000

7.0000,7.0060

7.0001

7.0001,7.0060

7.0003

7.0003,7.0060

7.0004,7.0060

7.0022

7.0035

7.0060

7.0060,7.0096

7.0096

7.0097

S10

7.0116

7.0129

7.0130

7.0141

7.0143

7.0163

T10

REVERSING LIGHT SWITCH

- INTERRUOTTORE LUCI RETROMARCIA
- CONTACTEUR FEUX DE RECU
- RÜCKLICHTSCHALTER
- INTERRUPTOR DE LUZ MARCHA ATRÁS

7.6000

7.6000,7.6038

7.6002

7.6015

7.6019

7.6031

7.6035

7.6038

7.6065

7.6066

7.6066,7.6143

7.6067

7.6067,7.6249

7.6073

7.6099

7.6108

7.6142

7.6143

7.6196

7.6217

7.6217,7.6249

7.6218

7.6219

7.6239

7.6249

T20

BRAKE LIGHT SWITCH

- INTERRUOTTORE LUCE FRENO
- INTERRUPTEUR DES FEUX DE FREINS
- BREMSLICHTSCHALTER
- INTERRUPTOR LUCES FRENO

7.1000

7.1000,7.1066

7.1049

7.1066

7.1066,7.1108

7.1067

7.1068

7.1069

7.1077

7.1091

7.1101

7.1107

7.1108

7.1132

7.1147

7.1153

T20

7.1161

7.1161,7.1247

7.1179

7.1184

7.1187

7.1208

7.1212

7.1213

7.1217

7.1247

T22

SWITCH CLUTCH CONTROL (CRUISE CONTROL)

- INNESTO COMANDO DISINNESTO FRIZIONE
- COMMANDE EMBRAYAGE (RÉGULATEUR DE VITESSE)
- SCHALTER KUPPLUNGSBETÄTIGUNG (GRA)
- CONMUTADOR ACCIONAMIENTO EMBRAGUE (CONTROL VELOC.)

7.1068

7.1069

7.1108

7.1132

7.1146

7.1153

7.1159

7.1161

7.1170

7.1170,7.1241

7.1170,7.1248

7.1192

7.1196

7.1203

7.1203,7.1241

7.1207

7.1209

7.1226

7.1241

7.1248

7.1249

T23

SWITCH BRAKE ACTUATION (ENGINE TIMING)

- COMANDO AZIONAMENTO FRENO (CONTROLLO MOTORE)
- INTERRUPTEUR COMMANDE DES FREINS (GESTION DU MOTEUR)
- SCHALTER BREMSBETÄTIGUNG (MOTORSTEUERUNG)
- CONMUTADOR ACCIONAMIENTO FRENO (DISTRIBUCIÓN MOTOR)

7.1132

7.1184

7.1187

T25

SWITCH CLUTCH CONTROL (ENGINE CONTROL)

- INNESTO AZIONAMENTO FRIZIONE (CONTROLLO MOTORE)
- INTERRUPTEUR COMMANDE D'EMBRAYAGE (GESTION DU MOTEUR)
- SCHALTER KUPPLUNGSBETÄTIGUNG (MOTORSTEUERUNG)
- CONMUTADOR ACCIONAMIENTO EMBRAGUE (GESTIÓN MOTOR)

7.1068

7.1108

7.1157

7.1170

7.1192

7.1203

7.1207

7.1226

7.1248

7.1249

FIAT (BR)

S10

OIL PRESSURE WARNING LIGHT SWITCH

- INTERRUOTTORE SPIA PRESSIONE OLIO
- MANOCONTACT POUR TEMOIN DE PRESSION D'HUILE
- ÖLDRUCKKONTROLLSCHALTER
- MANOCONTACTO LUZ TESTIGO DE PRESIÓN DE ACEITE

7.0000

7.0096

7.0143

T10

REVERSING LIGHT SWITCH

- INTERRUOTTORE LUCI RETROMARCIA
- CONTACTEUR FEUX DE RECU
- RÜCKLICHTSCHALTER
- INTERRUPTOR DE LUZ MARCHA ATRÁS

7.6038

7.6067

7.6142

7.6196

T20

BRAKE LIGHT SWITCH

- INTERRUOTTORE LUCE FRENO
- INTERRUPTEUR DES FEUX DE FREINS
- BREMSLICHTSCHALTER
- INTERRUPTOR LUCES FRENO

7.1000

7.1067

7.1068

7.1069

7.1108

FORD



PRODUCTS BY VEHICLE MANUFACTURER

FA-SWI18Q4

-ELENCO PRODOTTI PER MARCA -PRODUITS PAR FABRICANT VEHICULE -LISTE DER PRODUKTE JE NACH FAHRZEUGMARKE -PRODUCTOS POR FABRICANTE DE VEHÍCULO

S10

OIL PRESSURE WARNING LIGHT SWITCH

- INTERRUOTTORE SPIA PRESSIONE OLIO
- MANOCONTACT POUR TEMOIN DE PRESSION D'HUILE
- ÖLDRUCKKONTROLLSCHALTER
- MANOCONTACTO LUZ TESTIGO DE PRESIÓN DE ACEITE

7.0011

7.0016

7.0017

7.0021

7.0031

7.0042

7.0056

7.0096

7.0108

7.0119

7.0130

7.0133

7.0145

7.0146

7.0147

7.0148

7.0156

T10

REVERSING LIGHT SWITCH

- INTERRUOTTORE LUCI RETROMARCIA
- CONTACTEUR FEUX DE RECU
- RÜCKLICHTSCHALTER
- INTERRUPTOR DE LUZ MARCHA ATRÁS

7.6006

7.6007

7.6008

7.6107

7.6115

7.6142

7.6149

7.6212

7.6212,7.6283

7.6225

7.6231

7.6242

7.6243

7.6250

7.6265

7.6266

7.6267

7.6272

7.6283

7.6321

T20

BRAKE LIGHT SWITCH

- INTERRUOTTORE LUCE FRENO
- INTERRUPTEUR DES FEUX DE FREINS
- BREMSLICHTSCHALTER
- INTERRUPTOR LUCES FRENO

7.1003

7.1003,7.1041

7.1041

7.1055

7.1111

T20

7.1112

7.1137

7.1161

7.1169

7.1175

7.1176

7.1230

7.1231

7.1231,7.1237

7.1237

7.1245

7.1247

7.1304

T22

SWITCH CLUTCH CONTROL (CRUISE CONTROL)

- INNOSTO COMANDO DISINNESTO FRIZIONE
- COMMANDE EMBRAYAGE (RÉGULATEUR DE VITESSE)
- SCHALTER KUPPLUNGSBETÄTIGUNG (GRA)
- CONMUTADOR ACCIONAMIENTO EMBRAGUE (CONTROL VELOC.)

7.1137

7.1139

7.1140

7.1170

7.1171

7.1188

7.1220

7.1221

7.1221,7.1236

7.1236

7.1236,7.1271

7.1237

7.1248

7.1271

T23

SWITCH BRAKE ACTUATION (ENGINE TIMING)

- COMANDO AZIONAMENTO FRENO (CONTROLLO MOTORE)
- INTERRUPTEUR COMMANDE DES FREINS (GESTION DU MOTEUR)
- SCHALTER BREMSBETÄTIGUNG (MOTORSTEUERUNG)
- CONMUTADOR ACCIONAMIENTO FRENO (DISTRIBUCIÓN MOTOR)

7.1137

7.1142

7.1143

7.1188

7.1230

7.1237

T25

SWITCH CLUTCH CONTROL (ENGINE CONTROL)

- INNOSTO AZIONAMENTO FRIZIONE (CONTROLLO MOTORE)
- INTERRUPTEUR COMMANDE D'EMBRAYAGE (GESTION DU MOTEUR)
- SCHALTER KUPPLUNGSBETÄTIGUNG (MOTORSTEUERUNG)
- CONMUTADOR ACCIONAMIENTO EMBRAGUE (GESTIÓN MOTOR)

7.1137

7.1140

7.1171

7.1188

7.1221

7.1221,7.1236

7.1236

7.1237

FORD (BR)

S10

OIL PRESSURE WARNING LIGHT SWITCH

- INTERRUOTTORE SPIA PRESSIONE OLIO
- MANOCONTACT POUR TEMOIN DE PRESSION D'HUILE
- ÖLDRUCKKONTROLLSCHALTER
- MANOCONTACTO LUZ TESTIGO DE PRESIÓN DE ACEITE

7.0145

T10

REVERSING LIGHT SWITCH

- INTERRUOTTORE LUCI RETROMARCIA
- CONTACTEUR FEUX DE RECU
- RÜCKLICHTSCHALTER
- INTERRUPTOR DE LUZ MARCHA ATRÁS

7.6212

7.6243

T20

BRAKE LIGHT SWITCH

- INTERRUOTTORE LUCE FRENO
- INTERRUPTEUR DES FEUX DE FREINS
- BREMSLICHTSCHALTER
- INTERRUPTOR LUCES FRENO

7.1041

7.1112

T22

SWITCH CLUTCH CONTROL (CRUISE CONTROL)

- INNOSTO COMANDO DISINNESTO FRIZIONE
- COMMANDE EMBRAYAGE (RÉGULATEUR DE VITESSE)
- SCHALTER KUPPLUNGSBETÄTIGUNG (GRA)
- CONMUTADOR ACCIONAMIENTO EMBRAGUE (CONTROL VELOC.)

7.1188

FORD USA

S10

OIL PRESSURE WARNING LIGHT SWITCH

- INTERRUOTTORE SPIA PRESSIONE OLIO
- MANOCONTACT POUR TEMOIN DE PRESSION D'HUILE
- ÖLDRUCKKONTROLLSCHALTER
- MANOCONTACTO LUZ TESTIGO DE PRESIÓN DE ACEITE

7.0011

7.0017

7.0146

7.0156

T10

REVERSING LIGHT SWITCH

- INTERRUOTTORE LUCI RETROMARCIA
- CONTACTEUR FEUX DE RECU
- RÜCKLICHTSCHALTER
- INTERRUPTOR DE LUZ MARCHA ATRÁS

7.6225

7.6251

7.6267

T20

BRAKE LIGHT SWITCH

- INTERRUOTTORE LUCE FRENO
- INTERRUPTEUR DES FEUX DE FREINS
- BREMSLICHTSCHALTER
- INTERRUPTOR LUCES FRENO

7.1169

7.1245

T22

SWITCH CLUTCH CONTROL (CRUISE CONTROL)

- INNOSTO COMANDO DISINNESTO FRIZIONE
- COMMANDE EMBRAYAGE (RÉGULATEUR DE VITESSE)
- SCHALTER KUPPLUNGSBETÄTIGUNG (GRA)
- CONMUTADOR ACCIONAMIENTO EMBRAGUE (CONTROL VELOC.)

7.1236

FSO

S10

OIL PRESSURE WARNING LIGHT SWITCH

- INTERRUOTTORE SPIA PRESSIONE OLIO
- MANOCONTACT POUR TEMOIN DE PRESSION D'HUILE
- ÖLDRUCKKONTROLLSCHALTER
- MANOCONTACTO LUZ TESTIGO DE PRESIÓN DE ACEITE

7.0000,7.0060

7.0060

T10

REVERSING LIGHT SWITCH

- INTERRUOTTORE LUCI RETROMARCIA
- CONTACTEUR FEUX DE RECU
- RÜCKLICHTSCHALTER
- INTERRUPTOR DE LUZ MARCHA ATRÁS

7.6065

T20

BRAKE LIGHT SWITCH

- INTERRUOTTORE LUCE FRENO
- INTERRUPTEUR DES FEUX DE FREINS
- BREMSLICHTSCHALTER
- INTERRUPTOR LUCES FRENO

7.1000

HOLDEN

S10

OIL PRESSURE WARNING LIGHT SWITCH

- INTERRUOTTORE SPIA PRESSIONE OLIO
- MANOCONTACT POUR TEMOIN DE PRESSION D'HUILE
- ÖLDRUCKKONTROLLSCHALTER
- MANOCONTACTO LUZ TESTIGO DE PRESIÓN DE ACEITE

7.0015

7.0016

7.0017

7.0023

7.0035

7.0037

7.0042

7.0061

7.0069

7.0114

T10

REVERSING LIGHT SWITCH

- INTERRUOTTORE LUCI RETROMARCIA
- CONTACTEUR FEUX DE RECU
- RÜCKLICHTSCHALTER
- INTERRUPTOR DE LUZ MARCHA ATRÁS

7.6011

7.6073

7.6078

7.6111

7.6116

7.6119

7.6121

7.6159

T20

BRAKE LIGHT SWITCH

- INTERRUOTTORE LUCE FRENO
- INTERRUPTEUR DES FEUX DE FREINS
- BREMSLICHTSCHALTER
- INTERRUPTOR LUCES FRENO

7.1006

7.1017

7.1044

7.1050

7.1082

7.1083

7.1089

7.1090

7.1098

7.1169

7.1304



PRODUCTS BY VEHICLE MANUFACTURER

FA-SWI18Q4

-ELENCO PRODOTTI PER MARCA -PRODUITS PAR FABRICANT VEHICULE -LISTE DER PRODUKTE JE NACH FAHRZEUGMARKE -PRODUCTOS POR FABRICANTE DE VEHÍCULO

T22**SWITCH CLUTCH CONTROL (CRUISE CONTROL)**

- INNESTO COMANDO DISINNESTO FRIZIONE
- COMMANDE EMBRAYAGE (RÉGULATEUR DE VITESSE)
- SCHALTER KUPPLUNGSBETÄTIGUNG (GRA)
- CONMUTADOR ACCIONAMIENTO EMBRAGUE (CONTROL VELOC.)

7.1006**7.1044****7.1169****7.1304****HONDA****S10****OIL PRESSURE WARNING LIGHT SWITCH**

- INTERRUOTTORE SPIA PRESSIONE OLIO
- MANOCONTACT POUR TEMOIN DE PRESSION D'HUILE
- ÖLDRUCKKONTROLLSCHALTER
- MANOCONTACTO LUZ TESTIGO DE PRESIÓN DE ACEITE

7.0014**7.0015****7.0061****7.0071****7.0091****7.0114****T10****REVERSING LIGHT SWITCH**

- INTERRUOTTORE LUCI RETROMARCIA
- CONTACTEUR FEUX DE RECUL
- RÜCKLICHTSCHALTER
- INTERRUPTOR DE LUZ MARCHA ATRÁS

7.6094**7.6135****7.6174****7.6175****7.6246****7.6247****7.6326****T20****BRAKE LIGHT SWITCH**

- INTERRUOTTORE LUCE FRENO
- INTERRUPTEUR DES FEUX DE FREINS
- BREMSLICHTSCHALTER
- INTERRUPTOR LUCES FRENO

7.1044**7.1052****7.1062****7.1089****7.1092****7.1119****7.1122****7.1178****7.1178,7.1281****7.1261****7.1281****HYUNDAI****S10****OIL PRESSURE WARNING LIGHT SWITCH**

- INTERRUOTTORE SPIA PRESSIONE OLIO
- MANOCONTACT POUR TEMOIN DE PRESSION D'HUILE
- ÖLDRUCKKONTROLLSCHALTER
- MANOCONTACTO LUZ TESTIGO DE PRESIÓN DE ACEITE

7.0014**7.0017****7.0094****7.0116****7.0182****7.0195****T10****REVERSING LIGHT SWITCH**

- INTERRUOTTORE LUCI RETROMARCIA
- CONTACTEUR FEUX DE RECUL
- RÜCKLICHTSCHALTER
- INTERRUPTOR DE LUZ MARCHA ATRÁS

7.6047**7.6084****7.6211****7.6231****7.6235****7.6308****7.6308,7.6309****7.6309****7.6309,7.6327****7.6311****7.6313****7.6315****7.6316,7.6322****7.6318****7.6327****7.6342****T20****BRAKE LIGHT SWITCH**

- INTERRUOTTORE LUCE FRENO
- INTERRUPTEUR DES FEUX DE FREINS
- BREMSLICHTSCHALTER
- INTERRUPTOR LUCES FRENO

7.1022**7.1057****7.1125****7.1166****7.1169****7.1169,7.1300****7.1294****7.1294,7.1300****7.1300****T22****SWITCH CLUTCH CONTROL (CRUISE CONTROL)**

- INNESTO COMANDO DISINNESTO FRIZIONE
- COMMANDE EMBRAYAGE (RÉGULATEUR DE VITESSE)
- SCHALTER KUPPLUNGSBETÄTIGUNG (GRA)
- CONMUTADOR ACCIONAMIENTO EMBRAGUE (CONTROL VELOC.)

7.1057**7.1167****7.1169****7.1174****7.1289****7.1289,7.1297****7.1289,7.1298****7.1296****7.1297****7.1298****7.1300****7.1302****T25****SWITCH CLUTCH CONTROL (ENGINE CONTROL)**

- INNESTO AZIONAMENTO FRIZIONE (CONTROLLO MOTORE)
- INTERRUPTEUR COMMANDE D'EMBRAYAGE (GESTION DU MOTEUR)
- SCHALTER KUPPLUNGSBETÄTIGUNG (MOTORSTEUERUNG)
- CONMUTADOR ACCIONAMIENTO EMBRAGUE (GESTIÓN MOTOR)

7.1174**7.1289****7.1289,7.1302****7.1297****7.1298****7.1300****7.1302****INFINITI****S10****OIL PRESSURE WARNING LIGHT SWITCH**

- INTERRUOTTORE SPIA PRESSIONE OLIO
- MANOCONTACT POUR TEMOIN DE PRESSION D'HUILE
- ÖLDRUCKKONTROLLSCHALTER
- MANOCONTACTO LUZ TESTIGO DE PRESIÓN DE ACEITE

7.0042**7.0166****7.0178****T10****REVERSING LIGHT SWITCH**

- INTERRUOTTORE LUCI RETROMARCIA
- CONTACTEUR FEUX DE RECUL
- RÜCKLICHTSCHALTER
- INTERRUPTOR DE LUZ MARCHA ATRÁS

7.6140**7.6253****T20****BRAKE LIGHT SWITCH**

- INTERRUOTTORE LUCE FRENO
- INTERRUPTEUR DES FEUX DE FREINS
- BREMSLICHTSCHALTER
- INTERRUPTOR LUCES FRENO

7.1202**7.1215****7.1265****7.1304****INNOCENTI****S10****OIL PRESSURE WARNING LIGHT SWITCH**

- INTERRUOTTORE SPIA PRESSIONE OLIO
- MANOCONTACT POUR TEMOIN DE PRESSION D'HUILE
- ÖLDRUCKKONTROLLSCHALTER
- MANOCONTACTO LUZ TESTIGO DE PRESIÓN DE ACEITE

7.0000**7.0096****T10****REVERSING LIGHT SWITCH**

- INTERRUOTTORE LUCI RETROMARCIA
- CONTACTEUR FEUX DE RECUL
- RÜCKLICHTSCHALTER
- INTERRUPTOR DE LUZ MARCHA ATRÁS

7.6038**7.6067****T20****BRAKE LIGHT SWITCH**

- INTERRUOTTORE LUCE FRENO
- INTERRUPTEUR DES FEUX DE FREINS
- BREMSLICHTSCHALTER
- INTERRUPTOR LUCES FRENO

7.1066**7.1068****ISUZU****S10****OIL PRESSURE WARNING LIGHT SWITCH**

- INTERRUOTTORE SPIA PRESSIONE OLIO
- MANOCONTACT POUR TEMOIN DE PRESSION D'HUILE
- ÖLDRUCKKONTROLLSCHALTER
- MANOCONTACTO LUZ TESTIGO DE PRESIÓN DE ACEITE

7.0015**7.0016****7.0065****T10****REVERSING LIGHT SWITCH**

- INTERRUOTTORE LUCI RETROMARCIA
- CONTACTEUR FEUX DE RECUL
- RÜCKLICHTSCHALTER
- INTERRUPTOR DE LUZ MARCHA ATRÁS

7.6078**7.6149****T20****BRAKE LIGHT SWITCH**

- INTERRUOTTORE LUCE FRENO
- INTERRUPTEUR DES FEUX DE FREINS
- BREMSLICHTSCHALTER
- INTERRUPTOR LUCES FRENO

7.1026**7.1044****7.1304****IVECO****S10****OIL PRESSURE WARNING LIGHT SWITCH**

- INTERRUOTTORE SPIA PRESSIONE OLIO
- MANOCONTACT POUR TEMOIN DE PRESSION D'HUILE
- ÖLDRUCKKONTROLLSCHALTER
- MANOCONTACTO LUZ TESTIGO DE PRESIÓN DE ACEITE

7.0000**7.0129****T10****REVERSING LIGHT SWITCH**

- INTERRUOTTORE LUCI RETROMARCIA
- CONTACTEUR FEUX DE RECUL
- RÜCKLICHTSCHALTER
- INTERRUPTOR DE LUZ MARCHA ATRÁS

7.6117**7.6117,7.6124****7.6124****7.6258****T20****BRAKE LIGHT SWITCH**

- INTERRUOTTORE LUCE FRENO
- INTERRUPTEUR DES FEUX DE FREINS
- BREMSLICHTSCHALTER
- INTERRUPTOR LUCES FRENO

7.1000**7.1000,7.1250****7.1245****7.1245,7.1247****7.1247****7.1250**



PRODUCTS BY VEHICLE MANUFACTURER

-ELENCO PRODOTTI PER MARCA -PRODUITS PAR FABRICANT VEHICULE -LISTE DER PRODUKTE JE NACH FAHRZEUGMARKE -PRODUCTOS POR FABRICANTE DE VEHÍCULO

T22

SWITCH CLUTCH CONTROL (CRUISE CONTROL)
 - INNESTO COMANDO DISINNESTO FRIZIONE
 - COMMANDE EMBRAYAGE (RÉGULATEUR DE VITESSE)
 - SCHALTER KUPPLUNGSBETÄTIGUNG (GRA)
 - CONMUTADOR ACCIONAMIENTO EMBRAGUE (CONTROL VELOC.)
7.1157

T25

SWITCH CLUTCH CONTROL (ENGINE CONTROL)
 - INNESTO AZIONAMENTO FRIZIONE (CONTROLLO MOTORE)
 - INTERRUPTEUR COMMANDE D'EMBRAYAGE (GESTION DU MOTEUR)
 - SCHALTER KUPPLUNGSBETÄTIGUNG (MOTORSTEUERUNG)
 - CONMUTADOR ACCIONAMIENTO EMBRAGUE (GESTIÓN MOTOR)
7.1157

JAGUAR

S10

OIL PRESSURE WARNING LIGHT SWITCH
 - INTERRUPTORE SPIA PRESSIONE OLIO
 - MANOCONTACT POUR TEMOIN DE PRESSION D'HUILE
 - ÖLDRUCKKONTROLLSCHALTER
 - MANOCONTACTO LUZ TESTIGO DE PRESIÓN DE ACEITE
7.0027
7.0145
7.0146
7.0148

T10

REVERSING LIGHT SWITCH
 - INTERRUPTORE LUCI RETROMARCIA
 - CONTACTEUR FEUX DE RECUL
 - RÜCKLICHTSCHALTER
 - INTERRUPTOR DE LUZ MARCHA ATRÁS
7.6131
7.6242

T20

BRAKE LIGHT SWITCH
 - INTERRUPTORE LUCE FRENO
 - INTERRUPTEUR DES FEUX DE FREINS
 - BREMSLICHTSCHALTER
 - INTERRUPTOR LUCES FRENO
7.1111
7.1137
7.1231
7.1237
7.1245
7.1247

T22

SWITCH CLUTCH CONTROL (CRUISE CONTROL)
 - INNESTO COMANDO DISINNESTO FRIZIONE
 - COMMANDE EMBRAYAGE (RÉGULATEUR DE VITESSE)
 - SCHALTER KUPPLUNGSBETÄTIGUNG (GRA)
 - CONMUTADOR ACCIONAMIENTO EMBRAGUE (CONTROL VELOC.)
7.1140
7.1171

T23

SWITCH BRAKE ACTUATION (ENGINE TIMING)
 - COMANDO AZIONAMENTO FRENO (CONTROLLO MOTORE)
 - INTERRUPTEUR COMMANDE DES FREINS (GESTION DU MOTEUR)
 - SCHALTER BREMSBETÄTIGUNG (MOTORSTEUERUNG)
 - CONMUTADOR ACCIONAMIENTO FRENO (DISTRIBUCIÓN MOTOR)
7.1237

T25

SWITCH CLUTCH CONTROL (ENGINE CONTROL)
 - INNESTO AZIONAMENTO FRIZIONE (CONTROLLO MOTORE)
 - INTERRUPTEUR COMMANDE D'EMBRAYAGE (GESTION DU MOTEUR)
 - SCHALTER KUPPLUNGSBETÄTIGUNG (MOTORSTEUERUNG)
 - CONMUTADOR ACCIONAMIENTO EMBRAGUE (GESTIÓN MOTOR)
7.1137

JEEP

S10

OIL PRESSURE WARNING LIGHT SWITCH
 - INTERRUPTORE SPIA PRESSIONE OLIO
 - MANOCONTACT POUR TEMOIN DE PRESSION D'HUILE
 - ÖLDRUCKKONTROLLSCHALTER
 - MANOCONTACTO LUZ TESTIGO DE PRESIÓN DE ACEITE
7.0096
7.0132
7.0141
7.0163

T10

REVERSING LIGHT SWITCH
 - INTERRUPTORE LUCI RETROMARCIA
 - CONTACTEUR FEUX DE RECUL
 - RÜCKLICHTSCHALTER
 - INTERRUPTOR DE LUZ MARCHA ATRÁS
7.6067
7.6103
7.6196
7.6339

T20

BRAKE LIGHT SWITCH
 - INTERRUPTORE LUCE FRENO
 - INTERRUPTEUR DES FEUX DE FREINS
 - BREMSLICHTSCHALTER
 - INTERRUPTOR LUCES FRENO
7.1247

KIA

S10

OIL PRESSURE WARNING LIGHT SWITCH
 - INTERRUPTORE SPIA PRESSIONE OLIO
 - MANOCONTACT POUR TEMOIN DE PRESSION D'HUILE
 - ÖLDRUCKKONTROLLSCHALTER
 - MANOCONTACTO LUZ TESTIGO DE PRESIÓN DE ACEITE
7.0016
7.0017
7.0035
7.0182
7.0195

T10

REVERSING LIGHT SWITCH
 - INTERRUPTORE LUCI RETROMARCIA
 - CONTACTEUR FEUX DE RECUL
 - RÜCKLICHTSCHALTER
 - INTERRUPTOR DE LUZ MARCHA ATRÁS
7.6198
7.6206
7.6229
7.6235
7.6308
7.6309
7.6309,7.6327
7.6311
7.6313
7.6318
7.6327
7.6342

T20

BRAKE LIGHT SWITCH
 - INTERRUPTORE LUCE FRENO
 - INTERRUPTEUR DES FEUX DE FREINS
 - BREMSLICHTSCHALTER
 - INTERRUPTOR LUCES FRENO
7.1017
7.1044
7.1057
7.1169
7.1169,7.1300
7.1294
7.1300

T22

SWITCH CLUTCH CONTROL (CRUISE CONTROL)
 - INNESTO COMANDO DISINNESTO FRIZIONE
 - COMMANDE EMBRAYAGE (RÉGULATEUR DE VITESSE)
 - SCHALTER KUPPLUNGSBETÄTIGUNG (GRA)
 - CONMUTADOR ACCIONAMIENTO EMBRAGUE (CONTROL VELOC.)
7.1174
7.1289
7.1289,7.1297
7.1296
7.1297
7.1298
7.1300
7.1302

T25

SWITCH CLUTCH CONTROL (ENGINE CONTROL)
 - INNESTO AZIONAMENTO FRIZIONE (CONTROLLO MOTORE)
 - INTERRUPTEUR COMMANDE D'EMBRAYAGE (GESTION DU MOTEUR)
 - SCHALTER KUPPLUNGSBETÄTIGUNG (MOTORSTEUERUNG)
 - CONMUTADOR ACCIONAMIENTO EMBRAGUE (GESTIÓN MOTOR)
7.1289
7.1297
7.1298
7.1302

LADA

S10

OIL PRESSURE WARNING LIGHT SWITCH
 - INTERRUPTORE SPIA PRESSIONE OLIO
 - MANOCONTACT POUR TEMOIN DE PRESSION D'HUILE
 - ÖLDRUCKKONTROLLSCHALTER
 - MANOCONTACTO LUZ TESTIGO DE PRESIÓN DE ACEITE
7.0000
7.0006
7.0181

T10

REVERSING LIGHT SWITCH
 - INTERRUPTORE LUCI RETROMARCIA
 - CONTACTEUR FEUX DE RECUL
 - RÜCKLICHTSCHALTER
 - INTERRUPTOR DE LUZ MARCHA ATRÁS
7.6035
7.6042
7.6074
7.6271

T20

BRAKE LIGHT SWITCH
 - INTERRUPTORE LUCE FRENO
 - INTERRUPTEUR DES FEUX DE FREINS
 - BREMSLICHTSCHALTER
 - INTERRUPTOR LUCES FRENO
7.1000

LANCIA

S10

OIL PRESSURE WARNING LIGHT SWITCH
 - INTERRUPTORE SPIA PRESSIONE OLIO
 - MANOCONTACT POUR TEMOIN DE PRESSION D'HUILE
 - ÖLDRUCKKONTROLLSCHALTER
 - MANOCONTACTO LUZ TESTIGO DE PRESIÓN DE ACEITE
7.0000
7.0001
7.0003
7.0004,7.0060
7.0060
7.0096
7.0116
7.0130
7.0141
7.0163

T10

REVERSING LIGHT SWITCH
 - INTERRUPTORE LUCI RETROMARCIA
 - CONTACTEUR FEUX DE RECUL
 - RÜCKLICHTSCHALTER
 - INTERRUPTOR DE LUZ MARCHA ATRÁS
7.6000
7.6001
7.6002
7.6038
7.6038,7.6067
7.6066
7.6067
7.6073
7.6099
7.6142
7.6143
7.6196
7.6217
7.6218
7.6249

T20

BRAKE LIGHT SWITCH
 - INTERRUPTORE LUCE FRENO
 - INTERRUPTEUR DES FEUX DE FREINS
 - BREMSLICHTSCHALTER
 - INTERRUPTOR LUCES FRENO
7.1000
7.1066
7.1067
7.1067,7.1077
7.1068



PRODUCTS BY VEHICLE MANUFACTURER

FA-SWI18Q4

-ELENCO PRODOTTI PER MARCA -PRODUITS PAR FABRICANT VEHICULE -LISTE DER PRODUKTE JE NACH FAHRZEUGMARKE -PRODUCTOS POR FABRICANTE DE VEHÍCULO

T20

7.1069
7.1076
7.1077
7.1091
7.1107
7.1108
7.1127
7.1132
7.1161
7.1179
7.1184
7.1213
7.1217
7.1247

T22

SWITCH CLUTCH CONTROL (CRUISE CONTROL)
- INNESTO COMANDO DISINNESTO FRIZIONE
- COMMANDE EMBRAYAGE (RÉGULATEUR DE VITESSE)
- SCHALTER KUPPLUNGSBETÄTIGUNG (GRA)
- CONMUTADOR ACCIONAMIENTO EMBRAGUE (CONTROL VELOC.)

7.1068
7.1108
7.1132
7.1146
7.1161
7.1170
7.1192
7.1196

T23

SWITCH BRAKE ACTUATION (ENGINE TIMING)
- COMANDO AZIONAMENTO FRENO (CONTROLLO MOTORE)
- INTERRUPTEUR COMMANDE DES FREINS (GESTION DU MOTEUR)
- SCHALTER BREMSBETÄTIGUNG (MOTORSTEUERUNG)
- CONMUTADOR ACCIONAMIENTO FRENO (DISTRIBUCIÓN MOTOR)

7.1184

T25

SWITCH CLUTCH CONTROL (ENGINE CONTROL)
- INNESTO AZIONAMENTO FRIZIONE (CONTROLLO MOTORE)
- INTERRUPTEUR COMMANDE D'EMBAYAGE (GESTION DU MOTEUR)
- SCHALTER KUPPLUNGSBETÄTIGUNG (MOTORSTEUERUNG)
- CONMUTADOR ACCIONAMIENTO EMBRAGUE (GESTIÓN MOTOR)

7.1108
7.1161
7.1170

LAND ROVER**S10**

OIL PRESSURE WARNING LIGHT SWITCH
- INTERRUPTORE SPIA PRESSIONE OLIO
- MANOCONTACT POUR TEMOIN DE PRESSION D'HUILE
- ÖLDRUCKKONTROLLSCHALTER
- MANOCONTACTO LUZ TESTIGO DE PRESIÓN DE ACEITE

7.0071
7.0091
7.0119
7.0130
7.0145
7.0146
7.0164

T10

REVERSING LIGHT SWITCH
- INTERRUPTORE LUCI RETROMARCIA
- CONTACTEUR FEUX DE RECUL
- RÜCKLICHTSCHALTER
- INTERRUPTOR DE LUZ MARCHA ATRÁS

7.6093
7.6099
7.6247
7.6255
7.6265
7.6272

T20

BRAKE LIGHT SWITCH
- INTERRUPTORE LUCE FRENO
- INTERRUPTEUR DES FEUX DE FREINS
- BREMSLICHTSCHALTER
- INTERRUPTOR LUCES FRENO

7.1034
7.1050
7.1059
7.1081
7.1215
7.1237
7.1245
7.1247

T22

SWITCH CLUTCH CONTROL (CRUISE CONTROL)
- INNESTO COMANDO DISINNESTO FRIZIONE
- COMMANDE EMBRAYAGE (RÉGULATEUR DE VITESSE)
- SCHALTER KUPPLUNGSBETÄTIGUNG (GRA)
- CONMUTADOR ACCIONAMIENTO EMBRAGUE (CONTROL VELOC.)

7.1221
7.1236

T23

SWITCH BRAKE ACTUATION (ENGINE TIMING)
- COMANDO AZIONAMENTO FRENO (CONTROLLO MOTORE)
- INTERRUPTEUR COMMANDE DES FREINS (GESTION DU MOTEUR)
- SCHALTER BREMSBETÄTIGUNG (MOTORSTEUERUNG)
- CONMUTADOR ACCIONAMIENTO FRENO (DISTRIBUCIÓN MOTOR)

T23

7.1215
7.1237

T25

SWITCH CLUTCH CONTROL (ENGINE CONTROL)
- INNESTO AZIONAMENTO FRIZIONE (CONTROLLO MOTORE)
- INTERRUPTEUR COMMANDE D'EMBAYAGE (GESTION DU MOTEUR)
- SCHALTER KUPPLUNGSBETÄTIGUNG (MOTORSTEUERUNG)
- CONMUTADOR ACCIONAMIENTO EMBRAGUE (GESTIÓN MOTOR)

7.1221
7.1236

LEXUS**S10**

OIL PRESSURE WARNING LIGHT SWITCH
- INTERRUPTORE SPIA PRESSIONE OLIO
- MANOCONTACT POUR TEMOIN DE PRESSION D'HUILE
- ÖLDRUCKKONTROLLSCHALTER
- MANOCONTACTO LUZ TESTIGO DE PRESIÓN DE ACEITE

7.0035
7.0114

T10

REVERSING LIGHT SWITCH
- INTERRUPTORE LUCI RETROMARCIA
- CONTACTEUR FEUX DE RECUL
- RÜCKLICHTSCHALTER
- INTERRUPTOR DE LUZ MARCHA ATRÁS

7.6111
7.6162
7.6197

T20

BRAKE LIGHT SWITCH
- INTERRUPTORE LUCE FRENO
- INTERRUPTEUR DES FEUX DE FREINS
- BREMSLICHTSCHALTER
- INTERRUPTOR LUCES FRENO

7.1053
7.1089
7.1090
7.1212
7.1254

T22

SWITCH CLUTCH CONTROL (CRUISE CONTROL)
- INNESTO COMANDO DISINNESTO FRIZIONE
- COMMANDE EMBRAYAGE (RÉGULATEUR DE VITESSE)
- SCHALTER KUPPLUNGSBETÄTIGUNG (GRA)
- CONMUTADOR ACCIONAMIENTO EMBRAGUE (CONTROL VELOC.)

7.1257

T22

7.1258

MAN**T10**

REVERSING LIGHT SWITCH
- INTERRUPTORE LUCI RETROMARCIA
- CONTACTEUR FEUX DE RECUL
- RÜCKLICHTSCHALTER
- INTERRUPTOR DE LUZ MARCHA ATRÁS

7.6215
7.6266

T20

BRAKE LIGHT SWITCH
- INTERRUPTORE LUCE FRENO
- INTERRUPTEUR DES FEUX DE FREINS
- BREMSLICHTSCHALTER
- INTERRUPTOR LUCES FRENO

7.1232

MARUTI**S10**

OIL PRESSURE WARNING LIGHT SWITCH
- INTERRUPTORE SPIA PRESSIONE OLIO
- MANOCONTACT POUR TEMOIN DE PRESSION D'HUILE
- ÖLDRUCKKONTROLLSCHALTER
- MANOCONTACTO LUZ TESTIGO DE PRESIÓN DE ACEITE

7.0017

T10

REVERSING LIGHT SWITCH
- INTERRUPTORE LUCI RETROMARCIA
- CONTACTEUR FEUX DE RECUL
- RÜCKLICHTSCHALTER
- INTERRUPTOR DE LUZ MARCHA ATRÁS

7.6158

T20

BRAKE LIGHT SWITCH
- INTERRUPTORE LUCE FRENO
- INTERRUPTEUR DES FEUX DE FREINS
- BREMSLICHTSCHALTER
- INTERRUPTOR LUCES FRENO

7.1006

MAYBACH**T20**

BRAKE LIGHT SWITCH
- INTERRUPTORE LUCE FRENO
- INTERRUPTEUR DES FEUX DE FREINS
- BREMSLICHTSCHALTER
- INTERRUPTOR LUCES FRENO

7.1206

MAZDA**S10**

OIL PRESSURE WARNING LIGHT SWITCH
- INTERRUPTORE SPIA PRESSIONE OLIO
- MANOCONTACT POUR TEMOIN DE PRESSION D'HUILE
- ÖLDRUCKKONTROLLSCHALTER
- MANOCONTACTO LUZ TESTIGO DE PRESIÓN DE ACEITE

7.0011

7.0014

7.0014,7.0016

7.0014,7.0017

7.0016

7.0016,7.0017

7.0017

7.0017,7.0146

7.0035

7.0114

7.0130

7.0145

7.0146

7.0148

7.0156

7.0188

T10

REVERSING LIGHT SWITCH
- INTERRUPTORE LUCI RETROMARCIA
- CONTACTEUR FEUX DE RECUL
- RÜCKLICHTSCHALTER
- INTERRUPTOR DE LUZ MARCHA ATRÁS

7.6062

7.6064

7.6088

7.6088,7.6225

7.6144

7.6212

7.6225

7.6231

7.6232

7.6242

7.6265

7.6267

7.6283

T20

BRAKE LIGHT SWITCH
- INTERRUPTORE LUCE FRENO
- INTERRUPTEUR DES FEUX DE FREINS
- BREMSLICHTSCHALTER
- INTERRUPTOR LUCES FRENO

7.1017



PRODUCTS BY VEHICLE MANUFACTURER

FA-SWI18Q4

-ELENCO PRODOTTI PER MARCA -PRODUITS PAR FABRICANT VEHICULE -LISTE DER PRODUKTE JE NACH FAHRZEUGMARKE -PRODUCTOS POR FABRICANTE DE VEHÍCULO

T20

7.1017,7.1175
 7.1036
 7.1041
 7.1111
 7.1137
 7.1175
 7.1176
 7.1231
 7.1231,7.1237
 7.1237
 7.1244
 7.1245
 7.1269
 7.1272

T22

SWITCH CLUTCH CONTROL (CRUISE CONTROL)
 - INNESTO COMANDO DISINNESTO FRIZIONE
 - COMMANDE EMBRAYAGE (RÉGULATEUR DE VITESSE)
 - SCHALTER KUPPLUNGSBETÄTIGUNG (GRA)
 - CONMUTADOR ACCIONAMIENTO EMBRAGUE (CONTROL VELOC.)

7.1171
 7.1221
 7.1236
 7.1266

T23

SWITCH BRAKE ACTUATION (ENGINE TIMING)
 - COMANDO AZIONAMENTO FRENO (CONTROLLO MOTORE)
 - INTERRUPTEUR COMMANDE DES FREINS (GESTION DU MOTEUR)
 - SCHALTER BREMSBETÄTIGUNG (MOTORSTEUERUNG)
 - CONMUTADOR ACCIONAMIENTO FRENO (DISTRIBUCIÓN MOTOR)

7.1237

T25

SWITCH CLUTCH CONTROL (ENGINE CONTROL)
 - INNESTO AZIONAMENTO FRIZIONE (CONTROLLO MOTORE)
 - INTERRUPTEUR COMMANDE D'EMBAYAGE (GESTION DU MOTEUR)
 - SCHALTER KUPPLUNGSBETÄTIGUNG (MOTORSTEUERUNG)
 - CONMUTADOR ACCIONAMIENTO EMBRAGUE (GESTIÓN MOTOR)

7.1171
 7.1266

MERCEDES-BENZ**S10**

OIL PRESSURE WARNING LIGHT SWITCH
 - INTERRUPTORE SPIA PRESSIONE OLIO
 - MANOCONTACT POUR TEMOIN DE PRESSION D'HUILE
 - ÖLDRUCKKONTROLLSCHALTER
 - MANOCONTACTO LUZ TESTIGO DE PRESIÓN DE ACEITE

7.0026
 7.0026,7.0060
 7.0060
 7.0074
 7.0098
 7.0176
 7.0177
 7.0178

T10

REVERSING LIGHT SWITCH
 - INTERRUPTORE LUCI RETROMARCIA
 - CONTACTEUR FEUX DE RECUL
 - RÜCKLICHTSCHALTER
 - INTERRUPTOR DE LUZ MARCHA ATRÁS

7.6077
 7.6165
 7.6245
 7.6252
 7.6253
 7.6270

T20

BRAKE LIGHT SWITCH
 - INTERRUPTORE LUCE FRENO
 - INTERRUPTEUR DES FEUX DE FREINS
 - BREMSLICHTSCHALTER
 - INTERRUPTOR LUCES FRENO

7.1073
 7.1088
 7.1201
 7.1206
 7.1215
 7.1222
 7.1252
 7.1260

T22

SWITCH CLUTCH CONTROL (CRUISE CONTROL)
 - INNESTO COMANDO DISINNESTO FRIZIONE
 - COMMANDE EMBRAYAGE (RÉGULATEUR DE VITESSE)
 - SCHALTER KUPPLUNGSBETÄTIGUNG (GRA)
 - CONMUTADOR ACCIONAMIENTO EMBRAGUE (CONTROL VELOC.)

7.1222

T23

SWITCH BRAKE ACTUATION (ENGINE TIMING)
 - COMANDO AZIONAMENTO FRENO (CONTROLLO MOTORE)
 - INTERRUPTEUR COMMANDE DES FREINS (GESTION DU MOTEUR)
 - SCHALTER BREMSBETÄTIGUNG (MOTORSTEUERUNG)
 - CONMUTADOR ACCIONAMIENTO FRENO (DISTRIBUCIÓN MOTOR)

T23

7.1222

T25

SWITCH CLUTCH CONTROL (ENGINE CONTROL)
 - INNESTO AZIONAMENTO FRIZIONE (CONTROLLO MOTORE)
 - INTERRUPTEUR COMMANDE D'EMBAYAGE (GESTION DU MOTEUR)
 - SCHALTER KUPPLUNGSBETÄTIGUNG (MOTORSTEUERUNG)
 - CONMUTADOR ACCIONAMIENTO EMBRAGUE (GESTIÓN MOTOR)

7.1222

MERCEDES-BENZ**S10**

OIL PRESSURE WARNING LIGHT SWITCH
 - INTERRUPTORE SPIA PRESSIONE OLIO
 - MANOCONTACT POUR TEMOIN DE PRESSION D'HUILE
 - ÖLDRUCKKONTROLLSCHALTER
 - MANOCONTACTO LUZ TESTIGO DE PRESIÓN DE ACEITE

7.0026
 7.0026,7.0060
 7.0046
 7.0060
 7.0074
 7.0098
 7.0108

T10

REVERSING LIGHT SWITCH
 - INTERRUPTORE LUCI RETROMARCIA
 - CONTACTEUR FEUX DE RECUL
 - RÜCKLICHTSCHALTER
 - INTERRUPTOR DE LUZ MARCHA ATRÁS

7.6077
 7.6100
 7.6102,7.6324
 7.6128
 7.6147
 7.6165
 7.6245
 7.6253
 7.6324
 7.6339

T20

BRAKE LIGHT SWITCH
 - INTERRUPTORE LUCE FRENO
 - INTERRUPTEUR DES FEUX DE FREINS
 - BREMSLICHTSCHALTER
 - INTERRUPTOR LUCES FRENO

7.1014
 7.1041
 7.1073
 7.1073,7.1088
 7.1088

T20

7.1201
 7.1206
 7.1215
 7.1252
 7.1260

T22

SWITCH CLUTCH CONTROL (CRUISE CONTROL)
 - INNESTO COMANDO DISINNESTO FRIZIONE
 - COMMANDE EMBRAYAGE (RÉGULATEUR DE VITESSE)
 - SCHALTER KUPPLUNGSBETÄTIGUNG (GRA)
 - CONMUTADOR ACCIONAMIENTO EMBRAGUE (CONTROL VELOC.)

7.1222

T23

SWITCH BRAKE ACTUATION (ENGINE TIMING)
 - COMANDO AZIONAMENTO FRENO (CONTROLLO MOTORE)
 - INTERRUPTEUR COMMANDE DES FREINS (GESTION DU MOTEUR)
 - SCHALTER BREMSBETÄTIGUNG (MOTORSTEUERUNG)
 - CONMUTADOR ACCIONAMIENTO FRENO (DISTRIBUCIÓN MOTOR)

7.1215

T25

SWITCH CLUTCH CONTROL (ENGINE CONTROL)
 - INNESTO AZIONAMENTO FRIZIONE (CONTROLLO MOTORE)
 - INTERRUPTEUR COMMANDE D'EMBAYAGE (GESTION DU MOTEUR)
 - SCHALTER KUPPLUNGSBETÄTIGUNG (MOTORSTEUERUNG)
 - CONMUTADOR ACCIONAMIENTO EMBRAGUE (GESTIÓN MOTOR)

7.1222

MG**S10**

OIL PRESSURE WARNING LIGHT SWITCH
 - INTERRUPTORE SPIA PRESSIONE OLIO
 - MANOCONTACT POUR TEMOIN DE PRESSION D'HUILE
 - ÖLDRUCKKONTROLLSCHALTER
 - MANOCONTACTO LUZ TESTIGO DE PRESIÓN DE ACEITE

7.0071
 7.0091

T10

REVERSING LIGHT SWITCH
 - INTERRUPTORE LUCI RETROMARCIA
 - CONTACTEUR FEUX DE RECUL
 - RÜCKLICHTSCHALTER
 - INTERRUPTOR DE LUZ MARCHA ATRÁS

7.6073
 7.6093

T10

7.6099
 7.6212

T20

BRAKE LIGHT SWITCH
 - INTERRUPTORE LUCE FRENO
 - INTERRUPTEUR DES FEUX DE FREINS
 - BREMSLICHTSCHALTER
 - INTERRUPTOR LUCES FRENO

7.1050
 7.1092,7.1175
 7.1175

MINI**S10**

OIL PRESSURE WARNING LIGHT SWITCH
 - INTERRUPTORE SPIA PRESSIONE OLIO
 - MANOCONTACT POUR TEMOIN DE PRESSION D'HUILE
 - ÖLDRUCKKONTROLLSCHALTER
 - MANOCONTACTO LUZ TESTIGO DE PRESIÓN DE ACEITE

7.0071
 7.0114
 7.0130

T10

REVERSING LIGHT SWITCH
 - INTERRUPTORE LUCI RETROMARCIA
 - CONTACTEUR FEUX DE RECUL
 - RÜCKLICHTSCHALTER
 - INTERRUPTOR DE LUZ MARCHA ATRÁS

7.6073
 7.6099
 7.6131

T20

BRAKE LIGHT SWITCH
 - INTERRUPTORE LUCE FRENO
 - INTERRUPTEUR DES FEUX DE FREINS
 - BREMSLICHTSCHALTER
 - INTERRUPTOR LUCES FRENO

7.1215
 7.1312

T22

SWITCH CLUTCH CONTROL (CRUISE CONTROL)
 - INNESTO COMANDO DISINNESTO FRIZIONE
 - COMMANDE EMBRAYAGE (RÉGULATEUR DE VITESSE)
 - SCHALTER KUPPLUNGSBETÄTIGUNG (GRA)
 - CONMUTADOR ACCIONAMIENTO EMBRAGUE (CONTROL VELOC.)

7.1314



PRODUCTS BY VEHICLE MANUFACTURER

FA-SWI18Q4

-ELENCO PRODOTTI PER MARCA -PRODUITS PAR FABRICANT VEHICULE -LISTE DER PRODUKTE JE NACH FAHRZEUGMARKE -PRODUCTOS POR FABRICANTE DE VEHÍCULO

T25

SWITCH CLUTCH CONTROL (ENGINE CONTROL)
 - INNESTO AZIONAMENTO FRIZIONE (CONTROLLO MOTORE)
 - INTERRUPTEUR COMMANDE D'EMBRAYAGE (GESTION DU MOTEUR)
 - SCHALTER KUPPLUNGSBETÄTIGUNG (MOTORSTEUERUNG)
 - CONMUTADOR ACCIONAMIENTO EMBRAGUE (GESTIÓN MOTOR)

7.1314

MITSUBISHI**S10**

OIL PRESSURE WARNING LIGHT SWITCH
 - INTERRUTTORE SPIA PRESSIONE OLIO
 - MANOCONTACT POUR TEMOIN DE PRESSION D'HUILE
 - ÖLDRUCKKONTROLLSCHALTER
 - MANOCONTACTO LUZ TESTIGO DE PRESIÓN DE ACEITE

7.0017
7.0035
7.0076
7.0094
7.0110
7.0130
7.0132
7.0177
7.0187
7.0188

T10

REVERSING LIGHT SWITCH
 - INTERRUTTORE LUCI RETROMARCIA
 - CONTACTEUR FEUX DE REcul
 - RÜCKLICHTSCHALTER
 - INTERRUPTOR DE LUZ MARCHA ATRÁS

7.6036
7.6047
7.6048
7.6084
7.6096
7.6176
7.6202
7.6231
7.6240
7.6319

T20

BRAKE LIGHT SWITCH
 - INTERRUTTORE LUCE FRENO
 - INTERRUPTEUR DES FEUX DE FREINS
 - BREMSLICHTSCHALTER
 - INTERRUPTOR LUCES FRENO

7.1006
7.1017
7.1017,7.1169
7.1027
7.1044
7.1057

T20

7.1075
7.1149
7.1169
7.1177
7.1254
7.1281

T22

SWITCH CLUTCH CONTROL (CRUISE CONTROL)
 - INNESTO COMANDO DISINNESTO FRIZIONE
 - COMMANDE EMBRAYAGE (RÉGLATEUR DE VITESSE)
 - SCHALTER KUPPLUNGSBETÄTIGUNG (GRA)
 - CONMUTADOR ACCIONAMIENTO EMBRAGUE (CONTROL VELOC.)

7.1017
7.1017,7.1257
7.1044
7.1150
7.1169
7.1195
7.1257

T25

SWITCH CLUTCH CONTROL (ENGINE CONTROL)
 - INNESTO AZIONAMENTO FRIZIONE (CONTROLLO MOTORE)
 - INTERRUPTEUR COMMANDE D'EMBRAYAGE (GESTION DU MOTEUR)
 - SCHALTER KUPPLUNGSBETÄTIGUNG (MOTORSTEUERUNG)
 - CONMUTADOR ACCIONAMIENTO EMBRAGUE (GESTIÓN MOTOR)

7.1017
7.1195
7.1257

NISSAN**S10**

OIL PRESSURE WARNING LIGHT SWITCH
 - INTERRUTTORE SPIA PRESSIONE OLIO
 - MANOCONTACT POUR TEMOIN DE PRESSION D'HUILE
 - ÖLDRUCKKONTROLLSCHALTER
 - MANOCONTACTO LUZ TESTIGO DE PRESIÓN DE ACEITE

7.0015
7.0016
7.0017
7.0035
7.0042
7.0042,7.0166
7.0076
7.0116
7.0130
7.0131
7.0151
7.0153

S10

7.0160
7.0161
7.0166
7.0178
7.0180
7.0181

T10

REVERSING LIGHT SWITCH
 - INTERRUTTORE LUCI RETROMARCIA
 - CONTACTEUR FEUX DE REcul
 - RÜCKLICHTSCHALTER
 - INTERRUPTOR DE LUZ MARCHA ATRÁS

7.6096
7.6099
7.6115
7.6115,7.6314
7.6116
7.6116,7.6140
7.6140
7.6151
7.6209
7.6217
7.6219
7.6231
7.6231,7.6232
7.6231,7.6245
7.6232
7.6245
7.6271
7.6314

T20

BRAKE LIGHT SWITCH
 - INTERRUTTORE LUCE FRENO
 - INTERRUPTEUR DES FEUX DE FREINS
 - BREMSLICHTSCHALTER
 - INTERRUPTOR LUCES FRENO

7.1025
7.1028
7.1052
7.1104
7.1148
7.1149
7.1150
7.1165
7.1165,7.1265
7.1165,7.1282
7.1195
7.1202
7.1223
7.1225
7.1227
7.1265
7.1276
7.1282
7.1304

T22

SWITCH CLUTCH CONTROL (CRUISE CONTROL)
 - INNESTO COMANDO DISINNESTO FRIZIONE
 - COMMANDE EMBRAYAGE (RÉGLATEUR DE VITESSE)
 - SCHALTER KUPPLUNGSBETÄTIGUNG (GRA)
 - CONMUTADOR ACCIONAMIENTO EMBRAGUE (CONTROL VELOC.)

7.1052
7.1150
7.1165
7.1165,7.1265
7.1202
7.1223
7.1224
7.1227
7.1265
7.1276
7.1282
7.1304

T23

SWITCH BRAKE ACTUATION (ENGINE TIMING)
 - COMANDO AZIONAMENTO FRENO (CONTROLLO MOTORE)
 - INTERRUPTEUR COMMANDE DES FREINS (GESTION DU MOTEUR)
 - SCHALTER BREMSBETÄTIGUNG (MOTORSTEUERUNG)
 - CONMUTADOR ACCIONAMIENTO FRENO (DISTRIBUCIÓN MOTOR)

7.1265
7.1276

T25

SWITCH CLUTCH CONTROL (ENGINE CONTROL)
 - INNESTO AZIONAMENTO FRIZIONE (CONTROLLO MOTORE)
 - INTERRUPTEUR COMMANDE D'EMBRAYAGE (GESTION DU MOTEUR)
 - SCHALTER KUPPLUNGSBETÄTIGUNG (MOTORSTEUERUNG)
 - CONMUTADOR ACCIONAMIENTO EMBRAGUE (GESTIÓN MOTOR)

7.1150
7.1223
7.1224
7.1265
7.1276
7.1282

OPEL**S10**

OIL PRESSURE WARNING LIGHT SWITCH
 - INTERRUTTORE SPIA PRESSIONE OLIO
 - MANOCONTACT POUR TEMOIN DE PRESSION D'HUILE
 - ÖLDRUCKKONTROLLSCHALTER
 - MANOCONTACTO LUZ TESTIGO DE PRESIÓN DE ACEITE

7.0015
7.0016

S10

7.0017
7.0023
7.0035
7.0061
7.0069
7.0070
7.0071
7.0076
7.0086
7.0096
7.0131
7.0141
7.0151
7.0162
7.0163
7.0166
7.0170
7.0178
7.0183

T10

REVERSING LIGHT SWITCH
 - INTERRUTTORE LUCI RETROMARCIA
 - CONTACTEUR FEUX DE REcul
 - RÜCKLICHTSCHALTER
 - INTERRUPTOR DE LUZ MARCHA ATRÁS

7.6011
7.6012
7.6013
7.6017
7.6067
7.6071
7.6073
7.6078
7.6096
7.6109
7.6142
7.6151
7.6196
7.6219
7.6245
7.6249
7.6249,7.6254
7.6249,7.6323
7.6254
7.6271
7.6323

T20

BRAKE LIGHT SWITCH
 - INTERRUTTORE LUCE FRENO
 - INTERRUPTEUR DES FEUX DE FREINS
 - BREMSLICHTSCHALTER
 - INTERRUPTOR LUCES FRENO

7.1004
7.1012
7.1026
7.1044
7.1050
7.1050,7.1098
7.1052



PRODUCTS BY VEHICLE MANUFACTURER

FA-SWI18Q4

-ELENCO PRODOTTI PER MARCA -PRODUITS PAR FABRICANT VEHICULE -LISTE DER PRODUKTE JE NACH FAHRZEUGMARKE -PRODUCTOS POR FABRICANTE DE VEHÍCULO

T20

7.1065
7.1075
7.1081
7.1082
7.1083
7.1086
7.1098
7.1112
7.1148
7.1149
7.1155
7.1156
7.1156,7.1208
7.1162
7.1163
7.1181
7.1205
7.1208
7.1212
7.1225
7.1247
7.1273

T22

SWITCH CLUTCH CONTROL (CRUISE CONTROL)

- INNESTO COMANDO DISINNESTO FRIZIONE
- COMMANDE EMBRAYAGE (RÉGULATEUR DE VITESSE)
- SCHALTER KUPPLUNGSBETÄTIGUNG (GRA)
- CONMUTADOR ACCIONAMIENTO EMBRAGUE (CONTROL VELOC.)

7.1110
7.1123
7.1123,7.1207
7.1150
7.1207
7.1223
7.1224
7.1226
7.1242
7.1258
7.1287

T25

SWITCH CLUTCH CONTROL (ENGINE CONTROL)

- INNESTO AZIONAMENTO FRIZIONE (CONTROLLO MOTORE)
- INTERRUPTEUR COMMANDE D'EMBAYAGE (GESTION DU MOTEUR)
- SCHALTER KUPPLUNGSBETÄTIGUNG (MOTORSTEUERUNG)
- CONMUTADOR ACCIONAMIENTO EMBRAGUE (GESTIÓN MOTOR)

7.1110
7.1207
7.1223
7.1224
7.1226
7.1242
7.1258
7.1287

PEUGEOT

S10

OIL PRESSURE WARNING LIGHT SWITCH

- INTERRUPTORE SPIA PRESSIONE OLIO
- MANOCONTACT POUR TEMOIN DE PRESSION D'HUILE
- ÖLDRUCKKONTROLLSCHALTER
- MANOCONTACTO LUZ TESTIGO DE PRESIÓN DE ACEITE

7.0006
7.0021
7.0082
7.0096
7.0114
7.0116
7.0130
7.0143
7.0145
7.0163
7.0187
7.0199
7.0203

T10

REVERSING LIGHT SWITCH

- INTERRUPTORE LUCI RETROMARCIA
- CONTACTEUR FEUX DE REcul
- RÜCKLICHTSCHALTER
- INTERRUPTOR DE LUZ MARCHA ATRÁS

7.6015
7.6067
7.6099
7.6099,7.6217
7.6108
7.6153
7.6161
7.6217
7.6217,7.6218
7.6218
7.6249
7.6260
7.6295
7.6319

T20

BRAKE LIGHT SWITCH

- INTERRUPTORE LUCE FRENO
- INTERRUPTEUR DES FEUX DE FREINS
- BREMSLICHTSCHALTER
- INTERRUPTOR LUCES FRENO

7.1007
7.1009
7.1066
7.1068
7.1070
7.1091
7.1091,7.1217
7.1108
7.1132
7.1147
7.1161
7.1161,7.1247

T20

7.1177
7.1178
7.1179
7.1184
7.1184,7.1187
7.1187
7.1191
7.1194
7.1197
7.1203
7.1208
7.1211
7.1212
7.1213
7.1213K
7.1217
7.1247
7.1254
7.1283
7.1286

T22

SWITCH CLUTCH CONTROL (CRUISE CONTROL)

- INNESTO COMANDO DISINNESTO FRIZIONE
- COMMANDE EMBRAYAGE (RÉGULATEUR DE VITESSE)
- SCHALTER KUPPLUNGSBETÄTIGUNG (GRA)
- CONMUTADOR ACCIONAMIENTO EMBRAGUE (CONTROL VELOC.)

7.1132
7.1132,7.1192
7.1169
7.1170
7.1184
7.1192
7.1196
7.1210
7.1214
7.1217
7.1219
7.1241
7.1249
7.1257

T23

SWITCH BRAKE ACTUATION (ENGINE TIMING)

- COMANDO AZIONAMENTO FRENO (CONTROLLO MOTORE)
- INTERRUPTEUR COMMANDE DES FREINS (GESTION DU MOTEUR)
- SCHALTER BREMSBETÄTIGUNG (MOTORSTEUERUNG)
- CONMUTADOR ACCIONAMIENTO FRENO (DISTRIBUCIÓN MOTOR)

7.1132
7.1184
7.1187
7.1191
7.1192
7.1210
7.1219

T25

SWITCH CLUTCH CONTROL (ENGINE CONTROL)

- INNESTO AZIONAMENTO FRIZIONE (CONTROLLO MOTORE)
- INTERRUPTEUR COMMANDE D'EMBAYAGE (GESTION DU MOTEUR)
- SCHALTER KUPPLUNGSBETÄTIGUNG (MOTORSTEUERUNG)
- CONMUTADOR ACCIONAMIENTO EMBRAGUE (GESTIÓN MOTOR)

7.1169
7.1170
7.1210
7.1257

PORSCHE

S10

OIL PRESSURE WARNING LIGHT SWITCH

- INTERRUPTORE SPIA PRESSIONE OLIO
- MANOCONTACT POUR TEMOIN DE PRESSION D'HUILE
- ÖLDRUCKKONTROLLSCHALTER
- MANOCONTACTO LUZ TESTIGO DE PRESIÓN DE ACEITE

7.0023
7.0072
7.0132
7.0134
7.0135
7.0171
7.0174
7.0190
7.0192
7.0197

T10

REVERSING LIGHT SWITCH

- INTERRUPTORE LUCI RETROMARCIA
- CONTACTEUR FEUX DE REcul
- RÜCKLICHTSCHALTER
- INTERRUPTOR DE LUZ MARCHA ATRÁS

7.6010
7.6073
7.6099
7.6111
7.6131
7.6195
7.6256

T20

BRAKE LIGHT SWITCH

- INTERRUPTORE LUCE FRENO
- INTERRUPTEUR DES FEUX DE FREINS
- BREMSLICHTSCHALTER
- INTERRUPTOR LUCES FRENO

7.1065
7.1151
7.1215
7.1232

T22

SWITCH CLUTCH CONTROL (CRUISE CONTROL)

- INNESTO COMANDO DISINNESTO FRIZIONE
- COMMANDE EMBRAYAGE (RÉGULATEUR DE VITESSE)
- SCHALTER KUPPLUNGSBETÄTIGUNG (GRA)
- CONMUTADOR ACCIONAMIENTO EMBRAGUE (CONTROL VELOC.)

7.1198

T25

SWITCH CLUTCH CONTROL (ENGINE CONTROL)

- INNESTO AZIONAMENTO FRIZIONE (CONTROLLO MOTORE)
- INTERRUPTEUR COMMANDE D'EMBAYAGE (GESTION DU MOTEUR)
- SCHALTER KUPPLUNGSBETÄTIGUNG (MOTORSTEUERUNG)
- CONMUTADOR ACCIONAMIENTO EMBRAGUE (GESTIÓN MOTOR)

7.1198

PUCH

S10

OIL PRESSURE WARNING LIGHT SWITCH

- INTERRUPTORE SPIA PRESSIONE OLIO
- MANOCONTACT POUR TEMOIN DE PRESSION D'HUILE
- ÖLDRUCKKONTROLLSCHALTER
- MANOCONTACTO LUZ TESTIGO DE PRESIÓN DE ACEITE

7.0026
7.0026,7.0060
7.0060
7.0074
7.0098

T10

REVERSING LIGHT SWITCH

- INTERRUPTORE LUCI RETROMARCIA
- CONTACTEUR FEUX DE REcul
- RÜCKLICHTSCHALTER
- INTERRUPTOR DE LUZ MARCHA ATRÁS

7.6077

T20

BRAKE LIGHT SWITCH

- INTERRUPTORE LUCE FRENO
- INTERRUPTEUR DES FEUX DE FREINS
- BREMSLICHTSCHALTER
- INTERRUPTOR LUCES FRENO

7.1073
7.1088
7.1206

RENAULT



PRODUCTS BY VEHICLE MANUFACTURER

FA-SWI18Q4

-ELENCO PRODOTTI PER MARCA -PRODUITS PAR FABRICANT VEHICULE -LISTE DER PRODUKTE JE NACH FAHRZEUGMARKE -PRODUCTOS POR FABRICANTE DE VEHÍCULO

S10**OIL PRESSURE WARNING LIGHT SWITCH**

- INTERRUPTORE SPIA PRESSIONE OLIO
- MANOCONTACT POUR TEMOIN DE PRESSION D'HUILE
- ÖLDRUCKKONTROLLSCHALTER
- MANOCONTACTO LUZ TESTIGO DE PRESIÓN DE ACEITE

7.0006
7.0006,7.0034
7.0034
7.0042
7.0075
7.0076
7.0084
7.0110
7.0116
7.0120
7.0130
7.0131
7.0151
7.0153
7.0166
7.0178
7.0179
7.0180
7.0181
7.0189

T10**REVERSING LIGHT SWITCH**

- INTERRUPTORE LUCI RETROMARCIA
- CONTACTEUR FEUX DE RECUL
- RÜCKLICHTSCHALTER
- INTERRUPTOR DE LUZ MARCHA ATRÁS

7.6015
7.6015,7.6017
7.6017
7.6096
7.6096,7.6151
7.6106
7.6114
7.6151
7.6153
7.6231
7.6231,7.6271
7.6232
7.6245
7.6271

T20**BRAKE LIGHT SWITCH**

- INTERRUPTORE LUCE FRENO
- INTERRUPTEUR DES FEUX DE FREINS
- BREMSLICHTSCHALTER
- INTERRUPTOR LUCES FRENO

7.1008
7.1012
7.1072
7.1074
7.1075
7.1075,7.1148
7.1113
7.1131

T20

7.1148
7.1149
7.1150
7.1165
7.1195
7.1202
7.1223
7.1225
7.1227
7.1235
7.1265
7.1275

T22**SWITCH CLUTCH CONTROL (CRUISE CONTROL)**

- INNESTO COMANDO DISINNESTO FRIZIONE
- COMMANDE EMBRAYAGE (RÉGULATEUR DE VITESSE)
- SCHALTER KUPPLUNGSBETÄTIGUNG (GRA)
- CONMUTADOR ACCIONAMIENTO EMBRAGUE (CONTROL VELOC.)

7.1072
7.1115
7.1134
7.1150
7.1150,7.1224
7.1195
7.1223
7.1223,7.1224
7.1223,7.1274
7.1224
7.1224,7.1274
7.1227
7.1265
7.1274
7.1276

T23**SWITCH BRAKE ACTUATION (ENGINE TIMING)**

- COMANDO AZIONAMENTO FRENO (CONTROLLO MOTORE)
- INTERRUPTEUR COMMANDE DES FREINS (GESTION DU MOTEUR)
- SCHALTER BREMSBETÄTIGUNG (MOTORSTEUERUNG)
- CONMUTADOR ACCIONAMIENTO FRENO (DISTRIBUCIÓN MOTOR)

7.1150
7.1165
7.1202
7.1223
7.1265

T25**SWITCH CLUTCH CONTROL (ENGINE CONTROL)**

- INNESTO AZIONAMENTO FRIZIONE (CONTROLLO MOTORE)
- INTERRUPTEUR COMMANDE D'EMBRAYAGE (GESTION DU MOTEUR)
- SCHALTER KUPPLUNGSBETÄTIGUNG (MOTORSTEUERUNG)
- CONMUTADOR ACCIONAMIENTO EMBRAGUE (GESTIÓN MOTOR)

T25

7.1115
7.1150
7.1195
7.1223
7.1224
7.1265
7.1274
7.1276

RENAULT TRUCKS**S10****OIL PRESSURE WARNING LIGHT SWITCH**

- INTERRUPTORE SPIA PRESSIONE OLIO
- MANOCONTACT POUR TEMOIN DE PRESSION D'HUILE
- ÖLDRUCKKONTROLLSCHALTER
- MANOCONTACTO LUZ TESTIGO DE PRESIÓN DE ACEITE

7.0042
7.0129
7.0166

T10**REVERSING LIGHT SWITCH**

- INTERRUPTORE LUCI RETROMARCIA
- CONTACTEUR FEUX DE RECUL
- RÜCKLICHTSCHALTER
- INTERRUPTOR DE LUZ MARCHA ATRÁS

7.6115
7.6151

T20**BRAKE LIGHT SWITCH**

- INTERRUPTORE LUCE FRENO
- INTERRUPTEUR DES FEUX DE FREINS
- BREMSLICHTSCHALTER
- INTERRUPTOR LUCES FRENO

7.1148
7.1149

T22**SWITCH CLUTCH CONTROL (CRUISE CONTROL)**

- INNESTO COMANDO DISINNESTO FRIZIONE
- COMMANDE EMBRAYAGE (RÉGULATEUR DE VITESSE)
- SCHALTER KUPPLUNGSBETÄTIGUNG (GRA)
- CONMUTADOR ACCIONAMIENTO EMBRAGUE (CONTROL VELOC.)

7.1150

ROVER**S10****OIL PRESSURE WARNING LIGHT SWITCH**

- INTERRUPTORE SPIA PRESSIONE OLIO
- MANOCONTACT POUR TEMOIN DE PRESSION D'HUILE
- ÖLDRUCKKONTROLLSCHALTER
- MANOCONTACTO LUZ TESTIGO DE PRESIÓN DE ACEITE

7.0007
7.0014
7.0015
7.0021
7.0027
7.0032
7.0068
7.0071
7.0091
7.0116

T10**REVERSING LIGHT SWITCH**

- INTERRUPTORE LUCI RETROMARCIA
- CONTACTEUR FEUX DE RECUL
- RÜCKLICHTSCHALTER
- INTERRUPTOR DE LUZ MARCHA ATRÁS

7.6009
7.6073
7.6093
7.6094
7.6099
7.6125
7.6127
7.6135
7.6153
7.6212

T20**BRAKE LIGHT SWITCH**

- INTERRUPTORE LUCE FRENO
- INTERRUPTEUR DES FEUX DE FREINS
- BREMSLICHTSCHALTER
- INTERRUPTOR LUCES FRENO

7.1034
7.1062
7.1092
7.1119
7.1175
7.1176

SAAB**S10****OIL PRESSURE WARNING LIGHT SWITCH**

- INTERRUPTORE SPIA PRESSIONE OLIO
- MANOCONTACT POUR TEMOIN DE PRESSION D'HUILE
- ÖLDRUCKKONTROLLSCHALTER
- MANOCONTACTO LUZ TESTIGO DE PRESIÓN DE ACEITE

7.0006
7.0015
7.0037

S10

7.0069
7.0096
7.0144
7.0183

T10**REVERSING LIGHT SWITCH**

- INTERRUPTORE LUCI RETROMARCIA
- CONTACTEUR FEUX DE RECUL
- RÜCKLICHTSCHALTER
- INTERRUPTOR DE LUZ MARCHA ATRÁS

7.6029
7.6045
7.6073
7.6249
7.6254

T20**BRAKE LIGHT SWITCH**

- INTERRUPTORE LUCE FRENO
- INTERRUPTEUR DES FEUX DE FREINS
- BREMSLICHTSCHALTER
- INTERRUPTOR LUCES FRENO

7.1004
7.1060
7.1065
7.1208

T22**SWITCH CLUTCH CONTROL (CRUISE CONTROL)**

- INNESTO COMANDO DISINNESTO FRIZIONE
- COMMANDE EMBRAYAGE (RÉGULATEUR DE VITESSE)
- SCHALTER KUPPLUNGSBETÄTIGUNG (GRA)
- CONMUTADOR ACCIONAMIENTO EMBRAGUE (CONTROL VELOC.)

7.1171
7.1207

SEAT**S10****OIL PRESSURE WARNING LIGHT SWITCH**

- INTERRUPTORE SPIA PRESSIONE OLIO
- MANOCONTACT POUR TEMOIN DE PRESSION D'HUILE
- ÖLDRUCKKONTROLLSCHALTER
- MANOCONTACTO LUZ TESTIGO DE PRESIÓN DE ACEITE

7.0000
7.0001
7.0001,7.0060
7.0008
7.0045
7.0046
7.0060
7.0095
7.0108
7.0132



PRODUCTS BY VEHICLE MANUFACTURER

-ELENCO PRODOTTI PER MARCA -PRODUITS PAR FABRICANT VEHICULE -LISTE DER PRODUKTE JE NACH FAHRZEUGMARKE -PRODUCTOS POR FABRICANTE DE VEHÍCULO

S10

- 7.0133
- 7.0134
- 7.0135
- 7.0136
- 7.0138
- 7.0139
- 7.0140
- 7.0159
- 7.0168
- 7.0174
- 7.0192
- 7.0196
- 7.0197
- 7.0219

T10

REVERSING LIGHT SWITCH

- INTERRUPTORE LUCI RETROMARCIA
- CONTACTEUR FEUX DE REcul
- RÜCKLICHTSCHALTER
- INTERRUPTOR DE LUZ MARCHA ATRAS

- 7.6002
- 7.6009
- 7.6110
- 7.6125
- 7.6125,7.6126
- 7.6125,7.6193
- 7.6125,7.6215
- 7.6126
- 7.6193
- 7.6193,7.6215
- 7.6215
- 7.6216
- 7.6256
- 7.6266

T20

BRAKE LIGHT SWITCH

- INTERRUPTORE LUCE FRENO
- INTERRUPTEUR DES FEUX DE FREINS
- BREMSLICHTSCHALTER
- INTERRUPTOR LUCES FRENO

- 7.1000
- 7.1049
- 7.1055
- 7.1056
- 7.1080
- 7.1129
- 7.1151
- 7.1228
- 7.1228,7.1232
- 7.1229
- 7.1230
- 7.1232

T22

SWITCH CLUTCH CONTROL (CRUISE CONTROL)

- INNESTO COMANDO DISINNESTO FRIZIONE
- COMMANDE EMBRAYAGE (REGULATEUR DE VITESSE)
- SCHALTER KUPPLUNGSBETÄTIGUNG (GRA)
- CONMUTADOR ACCIONAMIENTO EMBRAGUE (CONTROL VELOC.)

- 7.1142
- 7.1143
- 7.1220
- 7.1309
- 7.1311
- 7.1337

T25

SWITCH CLUTCH CONTROL (ENGINE CONTROL)

- INNESTO AZIONAMENTO FRIZIONE (CONTROLLO MOTORE)
- INTERRUPTEUR COMMANDE D'EMBRAYAGE (GESTION DU MOTEUR)
- SCHALTER KUPPLUNGSBETÄTIGUNG (MOTORSTEUERUNG)
- CONMUTADOR ACCIONAMIENTO EMBRAGUE (GESTIÓN MOTOR)

- 7.1143
- 7.1220
- 7.1309
- 7.1337

SKODA

S10

OIL PRESSURE WARNING LIGHT SWITCH

- INTERRUPTORE SPIA PRESSIONE OLIO
- MANOCONTACT POUR TEMOIN DE PRESSION D'HUILE
- ÖLDRUCKKONTROLLSCHALTER
- MANOCONTACTO LUZ TESTIGO DE PRESIÓN DE ACEITE

- 7.0008
- 7.0046
- 7.0095
- 7.0124
- 7.0132
- 7.0134
- 7.0135
- 7.0138
- 7.0139
- 7.0150
- 7.0159
- 7.0168
- 7.0192
- 7.0196

T10

REVERSING LIGHT SWITCH

- INTERRUPTORE LUCI RETROMARCIA
- CONTACTEUR FEUX DE REcul
- RÜCKLICHTSCHALTER
- INTERRUPTOR DE LUZ MARCHA ATRAS

T10

- 7.6021
- 7.6125
- 7.6193
- 7.6205
- 7.6215
- 7.6216
- 7.6238
- 7.6256
- 7.6266

T20

BRAKE LIGHT SWITCH

- INTERRUPTORE LUCE FRENO
- INTERRUPTEUR DES FEUX DE FREINS
- BREMSLICHTSCHALTER
- INTERRUPTOR LUCES FRENO

- 7.1000
- 7.1055
- 7.1126
- 7.1151
- 7.1228
- 7.1228,7.1232
- 7.1229
- 7.1230
- 7.1232

T22

SWITCH CLUTCH CONTROL (CRUISE CONTROL)

- INNESTO COMANDO DISINNESTO FRIZIONE
- COMMANDE EMBRAYAGE (REGULATEUR DE VITESSE)
- SCHALTER KUPPLUNGSBETÄTIGUNG (GRA)
- CONMUTADOR ACCIONAMIENTO EMBRAGUE (CONTROL VELOC.)

- 7.1143
- 7.1220
- 7.1309
- 7.1337

T25

SWITCH CLUTCH CONTROL (ENGINE CONTROL)

- INNESTO AZIONAMENTO FRIZIONE (CONTROLLO MOTORE)
- INTERRUPTEUR COMMANDE D'EMBRAYAGE (GESTION DU MOTEUR)
- SCHALTER KUPPLUNGSBETÄTIGUNG (MOTORSTEUERUNG)
- CONMUTADOR ACCIONAMIENTO EMBRAGUE (GESTIÓN MOTOR)

- 7.1143
- 7.1220
- 7.1309

SMART

S10

OIL PRESSURE WARNING LIGHT SWITCH

- INTERRUPTORE SPIA PRESSIONE OLIO
- MANOCONTACT POUR TEMOIN DE PRESSION D'HUILE
- ÖLDRUCKKONTROLLSCHALTER
- MANOCONTACTO LUZ TESTIGO DE PRESIÓN DE ACEITE

- 7.0026
- 7.0060
- 7.0177
- 7.0187

T10

REVERSING LIGHT SWITCH

- INTERRUPTORE LUCI RETROMARCIA
- CONTACTEUR FEUX DE REcul
- RÜCKLICHTSCHALTER
- INTERRUPTOR DE LUZ MARCHA ATRAS

- 7.6245

T20

BRAKE LIGHT SWITCH

- INTERRUPTORE LUCE FRENO
- INTERRUPTEUR DES FEUX DE FREINS
- BREMSLICHTSCHALTER
- INTERRUPTOR LUCES FRENO

- 7.1149

T22

SWITCH CLUTCH CONTROL (CRUISE CONTROL)

- INNESTO COMANDO DISINNESTO FRIZIONE
- COMMANDE EMBRAYAGE (REGULATEUR DE VITESSE)
- SCHALTER KUPPLUNGSBETÄTIGUNG (GRA)
- CONMUTADOR ACCIONAMIENTO EMBRAGUE (CONTROL VELOC.)

- 7.1195

SSANGYONG

S10

OIL PRESSURE WARNING LIGHT SWITCH

- INTERRUPTORE SPIA PRESSIONE OLIO
- MANOCONTACT POUR TEMOIN DE PRESSION D'HUILE
- ÖLDRUCKKONTROLLSCHALTER
- MANOCONTACTO LUZ TESTIGO DE PRESIÓN DE ACEITE

- 7.0098

T20

BRAKE LIGHT SWITCH

- INTERRUPTORE LUCE FRENO
- INTERRUPTEUR DES FEUX DE FREINS
- BREMSLICHTSCHALTER
- INTERRUPTOR LUCES FRENO

- 7.1044
- 7.1088

SUBARU

S10

OIL PRESSURE WARNING LIGHT SWITCH

- INTERRUPTORE SPIA PRESSIONE OLIO
- MANOCONTACT POUR TEMOIN DE PRESSION D'HUILE
- ÖLDRUCKKONTROLLSCHALTER
- MANOCONTACTO LUZ TESTIGO DE PRESIÓN DE ACEITE

- 7.0014
- 7.0017
- 7.0035

T10

REVERSING LIGHT SWITCH

- INTERRUPTORE LUCI RETROMARCIA
- CONTACTEUR FEUX DE REcul
- RÜCKLICHTSCHALTER
- INTERRUPTOR DE LUZ MARCHA ATRAS

- 7.6119
- 7.6173

- 7.6173,7.6179
- 7.6179
- 7.6181
- 7.6219
- 7.6236
- 7.6340
- 7.6341

T20

BRAKE LIGHT SWITCH

- INTERRUPTORE LUCE FRENO
- INTERRUPTEUR DES FEUX DE FREINS
- BREMSLICHTSCHALTER
- INTERRUPTOR LUCES FRENO

- 7.1027
- 7.1052
- 7.1169
- 7.1178
- 7.1205

SUZUKI

S10

OIL PRESSURE WARNING LIGHT SWITCH

- INTERRUPTORE SPIA PRESSIONE OLIO
- MANOCONTACT POUR TEMOIN DE PRESSION D'HUILE
- ÖLDRUCKKONTROLLSCHALTER
- MANOCONTACTO LUZ TESTIGO DE PRESIÓN DE ACEITE

- 7.0016
- 7.0017
- 7.0035
- 7.0096
- 7.0114
- 7.0116
- 7.0130
- 7.0131
- 7.0151



PRODUCTS BY VEHICLE MANUFACTURER

FA-SWI18Q4

-ELENCO PRODOTTI PER MARCA -PRODUITS PAR FABRICANT VEHICULE -LISTE DER PRODUKTE JE NACH FAHRZEUGMARKE -PRODUCTOS POR FABRICANTE DE VEHÍCULO

T10

REVERSING LIGHT SWITCH

- INTERRUPTORE LUCI RETROMARCIA
- CONTACTEUR FEUX DE RECUL
- RÜCKLICHTSCHALTER
- INTERRUPTOR DE LUZ MARCHA ATRÁS

7.6073

7.6103

7.6119

7.6120

7.6120,7.6155

7.6121

7.6159

7.6162

7.6197

7.6218

7.6219

7.6301

7.6320

T20

BRAKE LIGHT SWITCH

- INTERRUPTORE LUCE FRENO
- INTERRUPTEUR DES FEUX DE FREINS
- BREMSLICHTSCHALTER
- INTERRUPTOR LUCES FRENO

7.1006

7.1105

7.1105,7.1128

7.1128

7.1169

7.1205

7.1212

7.1273

T22

SWITCH CLUTCH CONTROL (CRUISE CONTROL)

- INNESTO COMANDO DISINNESTO FRIZIONE
- COMMANDE EMBRAYAGE (RÉGULATEUR DE VITESSE)
- SCHALTER KUPPLUNGSBETÄTIGUNG (GRA)
- CONMUTADOR ACCIONAMIENTO EMBRAGUE (CONTROL VELOC.)

7.1006

7.1169

7.1207

7.1258

7.1273

7.1287

T25

SWITCH CLUTCH CONTROL (ENGINE CONTROL)

- INNESTO AZIONAMENTO FRIZIONE (CONTROLLO MOTORE)
- INTERRUPTEUR COMMANDE D'EMBRAYAGE (GESTION DU MOTEUR)
- SCHALTER KUPPLUNGSBETÄTIGUNG (MOTORSTEUERUNG)
- CONMUTADOR ACCIONAMIENTO EMBRAGUE (GESTIÓN MOTOR)

7.1207

7.1258

7.1287

TALBOT

T10

REVERSING LIGHT SWITCH

- INTERRUPTORE LUCI RETROMARCIA
- CONTACTEUR FEUX DE RECUL
- RÜCKLICHTSCHALTER
- INTERRUPTOR DE LUZ MARCHA ATRÁS

7.6003,7.6019

7.6015

7.6017

T20

BRAKE LIGHT SWITCH

- INTERRUPTORE LUCE FRENO
- INTERRUPTEUR DES FEUX DE FREINS
- BREMSLICHTSCHALTER
- INTERRUPTOR LUCES FRENO

7.1007

TOYOTA

S10

OIL PRESSURE WARNING LIGHT SWITCH

- INTERRUPTORE SPIA PRESSIONE OLIO
- MANOCONTACT POUR TMOIN DE PRESSION D'HUILE
- ÖLDRUCKKONTROLLSCHALTER
- MANOCONTACTO LUZ TESTIGO DE PRESIÓN DE ACEITE

7.0016

7.0017

7.0035

7.0071

7.0114

7.0130

T10

REVERSING LIGHT SWITCH

- INTERRUPTORE LUCI RETROMARCIA
- CONTACTEUR FEUX DE RECUL
- RÜCKLICHTSCHALTER
- INTERRUPTOR DE LUZ MARCHA ATRÁS

7.6051

7.6052

7.6087

7.6111

7.6162

7.6162,7.6197

7.6197

7.6217

7.6218

7.6246

7.6259

7.6260

7.6261

7.6295

7.6299

7.6326

T20

BRAKE LIGHT SWITCH

- INTERRUPTORE LUCE FRENO
- INTERRUPTEUR DES FEUX DE FREINS
- BREMSLICHTSCHALTER
- INTERRUPTOR LUCES FRENO

7.1017

7.1022

7.1027

7.1053

7.1089

7.1090

7.1169

7.1211

7.1211,7.1212

7.1212

7.1212,7.1254

7.1254

T22

SWITCH CLUTCH CONTROL (CRUISE CONTROL)

- INNESTO COMANDO DISINNESTO FRIZIONE
- COMMANDE EMBRAYAGE (RÉGULATEUR DE VITESSE)
- SCHALTER KUPPLUNGSBETÄTIGUNG (GRA)
- CONMUTADOR ACCIONAMIENTO EMBRAGUE (CONTROL VELOC.)

7.1257

7.1257,7.1258

7.1258

7.1259

T25

SWITCH CLUTCH CONTROL (ENGINE CONTROL)

- INNESTO AZIONAMENTO FRIZIONE (CONTROLLO MOTORE)
- INTERRUPTEUR COMMANDE D'EMBRAYAGE (GESTION DU MOTEUR)
- SCHALTER KUPPLUNGSBETÄTIGUNG (MOTORSTEUERUNG)
- CONMUTADOR ACCIONAMIENTO EMBRAGUE (GESTIÓN MOTOR)

7.1257

7.1258

7.1259

VAUXHALL

S10

OIL PRESSURE WARNING LIGHT SWITCH

- INTERRUPTORE SPIA PRESSIONE OLIO
- MANOCONTACT POUR TMOIN DE PRESSION D'HUILE
- ÖLDRUCKKONTROLLSCHALTER
- MANOCONTACTO LUZ TESTIGO DE PRESIÓN DE ACEITE

7.0015

7.0016

7.0017

7.0035

7.0069

7.0071

S10

7.0076

7.0096

7.0131

7.0141

7.0151

7.0162

7.0163

7.0166

7.0170

7.0178

7.0183

T10

REVERSING LIGHT SWITCH

- INTERRUPTORE LUCI RETROMARCIA
- CONTACTEUR FEUX DE RECUL
- RÜCKLICHTSCHALTER
- INTERRUPTOR DE LUZ MARCHA ATRÁS

7.6017

7.6067

7.6071

7.6073,7.6249

7.6078

7.6096

7.6096,7.6271

7.6109

7.6142

7.6151

7.6196

7.6219

7.6245

7.6249

7.6249,7.6254

7.6249,7.6323

7.6254

7.6271

7.6323

T20

BRAKE LIGHT SWITCH

- INTERRUPTORE LUCE FRENO
- INTERRUPTEUR DES FEUX DE FREINS
- BREMSLICHTSCHALTER
- INTERRUPTOR LUCES FRENO

7.1004

7.1012

7.1026

7.1044

7.1050

7.1050,7.1098

7.1052

7.1065

7.1075

7.1081

7.1082

7.1083

7.1086

7.1112

7.1148

7.1149

T20

7.1155

7.1156

7.1162

7.1163

7.1181

7.1205

7.1208

7.1212

7.1225

7.1247

7.1273

T22

SWITCH CLUTCH CONTROL (CRUISE CONTROL)

- INNESTO COMANDO DISINNESTO FRIZIONE
- COMMANDE EMBRAYAGE (RÉGULATEUR DE VITESSE)
- SCHALTER KUPPLUNGSBETÄTIGUNG (GRA)
- CONMUTADOR ACCIONAMIENTO EMBRAGUE (CONTROL VELOC.)

7.1110

7.1123

7.1123,7.1207

7.1150

7.1207

7.1223

7.1224

7.1226

7.1242

7.1258

7.1287

T25

SWITCH CLUTCH CONTROL (ENGINE CONTROL)

- INNESTO AZIONAMENTO FRIZIONE (CONTROLLO MOTORE)
- INTERRUPTEUR COMMANDE D'EMBRAYAGE (GESTION DU MOTEUR)
- SCHALTER KUPPLUNGSBETÄTIGUNG (MOTORSTEUERUNG)
- CONMUTADOR ACCIONAMIENTO EMBRAGUE (GESTIÓN MOTOR)

7.1110

7.1123

7.1207

7.1223

7.1224

7.1226

7.1242

VW



PRODUCTS BY VEHICLE MANUFACTURER

FA-SWI18Q4

-ELENCO PRODOTTI PER MARCA -PRODUITS PAR FABRICANT VEHICULE -LISTE DER PRODUKTE JE NACH FAHRZEUGMARKE -PRODUCTOS POR FABRICANTE DE VEHÍCULO

S10**OIL PRESSURE WARNING LIGHT SWITCH**

- INTERRUTTORE SPIA PRESSIONE OLIO
- MANOCONTACT POUR TEMOIN DE PRESSION D'HUILE
- ÖLDRUCKKONTROLLSCHALTER
- MANOCONTACTO LUZ TESTIGO DE PRESIÓN DE ACEITE

7.0000

7.0008

7.0010

7.0026

7.0045

7.0046

7.0051

7.0095

7.0108

7.0132

7.0133

7.0134

7.0135

7.0136

7.0138

7.0139

7.0140

7.0149

7.0159

7.0168

7.0174

7.0192

7.0196

7.0197

7.0212

7.0219

T10**REVERSING LIGHT SWITCH**

- INTERRUTTORE LUCI RETROMARCIA
- CONTACTEUR FEUX DE RECUL
- RÜCKLICHTSCHALTER
- INTERRUPTOR DE LUZ MARCHA ATRÁS

7.6009

7.6010

7.6125

7.6125,7.6193

7.6126

7.6133

7.6133,7.6152

7.6193

7.6205

7.6215

7.6216

7.6238

7.6266

7.6339

T20**BRAKE LIGHT SWITCH**

- INTERRUTTORE LUCE FRENO
- INTERRUPTEUR DES FEUX DE FREINS
- BREMSLICHTSCHALTER
- INTERRUPTOR LUCES FRENO

7.1000

7.1055

T20

7.1056

7.1102

7.1129

7.1142

7.1151

7.1215

7.1228

7.1229

7.1229,7.1232

7.1230

7.1232

7.1252

T22**SWITCH CLUTCH CONTROL (CRUISE CONTROL)**

- INNESTO COMANDO DISINNESTO FRIZIONE
- COMMANDE EMBRAYAGE (RÉGULATEUR DE VITESSE)
- SCHALTER KUPPLUNGSBETÄTIGUNG (GRA)
- CONMUTADOR ACCIONAMIENTO EMBRAGUE (CONTROL VELOC.)

7.1142

7.1143

7.1152

7.1220

7.1222

7.1309

7.1311

T25**SWITCH CLUTCH CONTROL (ENGINE CONTROL)**

- INNESTO AZIONAMENTO FRIZIONE (CONTROLLO MOTORE)
- INTERRUPTEUR COMMANDE D'EMBAYAGE (GESTION DU MOTEUR)
- SCHALTER KUPPLUNGSBETÄTIGUNG (MOTORSTEUERUNG)
- CONMUTADOR ACCIONAMIENTO EMBRAGUE (GESTIÓN MOTOR)

7.1143

7.1220

7.1309

VW**S10****OIL PRESSURE WARNING LIGHT SWITCH**

- INTERRUTTORE SPIA PRESSIONE OLIO
- MANOCONTACT POUR TEMOIN DE PRESSION D'HUILE
- ÖLDRUCKKONTROLLSCHALTER
- MANOCONTACTO LUZ TESTIGO DE PRESIÓN DE ACEITE

7.0008

7.0010

7.0016

7.0017

7.0045

7.0046

S10

7.0051

7.0095

7.0108

7.0114

7.0132

7.0133

7.0134

7.0135

7.0136

7.0138

7.0139

7.0159

7.0168

7.0171

7.0174

7.0185

7.0190

7.0190,7.0197

7.0192

7.0196

7.0197

7.0212

7.0219

T10**REVERSING LIGHT SWITCH**

- INTERRUTTORE LUCI RETROMARCIA
- CONTACTEUR FEUX DE RECUL
- RÜCKLICHTSCHALTER
- INTERRUPTOR DE LUZ MARCHA ATRÁS

7.6010

7.6099

7.6111

7.6125

7.6125,7.6215

7.6126

7.6193

7.6195

7.6215

7.6215,7.6266

7.6256

7.6266

T20**BRAKE LIGHT SWITCH**

- INTERRUTTORE LUCE FRENO
- INTERRUPTEUR DES FEUX DE FREINS
- BREMSLICHTSCHALTER
- INTERRUPTOR LUCES FRENO

7.1017

7.1055

7.1056

7.1087

7.1089

7.1102

7.1126

7.1129

7.1142

7.1151

7.1228

7.1228,7.1229

T20

7.1229

7.1230

7.1232

T22**SWITCH CLUTCH CONTROL (CRUISE CONTROL)**

- INNESTO COMANDO DISINNESTO FRIZIONE
- COMMANDE EMBRAYAGE (RÉGULATEUR DE VITESSE)
- SCHALTER KUPPLUNGSBETÄTIGUNG (GRA)
- CONMUTADOR ACCIONAMIENTO EMBRAGUE (CONTROL VELOC.)

7.1142

7.1143

7.1220

7.1309

7.1310

7.1311

7.1337

T25**SWITCH CLUTCH CONTROL (ENGINE CONTROL)**

- INNESTO AZIONAMENTO FRIZIONE (CONTROLLO MOTORE)
- INTERRUPTEUR COMMANDE D'EMBAYAGE (GESTION DU MOTEUR)
- SCHALTER KUPPLUNGSBETÄTIGUNG (MOTORSTEUERUNG)
- CONMUTADOR ACCIONAMIENTO EMBRAGUE (GESTIÓN MOTOR)

7.1143

7.1220

7.1309

7.1311

VOLKSWAGEN (BR)**S10****OIL PRESSURE WARNING LIGHT SWITCH**

- INTERRUTTORE SPIA PRESSIONE OLIO
- MANOCONTACT POUR TEMOIN DE PRESSION D'HUILE
- ÖLDRUCKKONTROLLSCHALTER
- MANOCONTACTO LUZ TESTIGO DE PRESIÓN DE ACEITE

7.0045

7.0095

7.0108

7.0132

7.0135

7.0139

7.0149

T10**REVERSING LIGHT SWITCH**

- INTERRUTTORE LUCI RETROMARCIA
- CONTACTEUR FEUX DE RECUL
- RÜCKLICHTSCHALTER
- INTERRUPTOR DE LUZ MARCHA ATRÁS

T10

7.6010

7.6193

7.6193,7.6215

7.6215

7.6266

T20**BRAKE LIGHT SWITCH**

- INTERRUTTORE LUCE FRENO
- INTERRUPTEUR DES FEUX DE FREINS
- BREMSLICHTSCHALTER
- INTERRUPTOR LUCES FRENO

7.1041

7.1055

7.1129

7.1228

7.1228,7.1229

7.1229

7.1230

T22**SWITCH CLUTCH CONTROL (CRUISE CONTROL)**

- INNESTO COMANDO DISINNESTO FRIZIONE
- COMMANDE EMBRAYAGE (RÉGULATEUR DE VITESSE)
- SCHALTER KUPPLUNGSBETÄTIGUNG (GRA)
- CONMUTADOR ACCIONAMIENTO EMBRAGUE (CONTROL VELOC.)

7.1143

7.1152

7.1220

VOLVO**S10****OIL PRESSURE WARNING LIGHT SWITCH**

- INTERRUTTORE SPIA PRESSIONE OLIO
- MANOCONTACT POUR TEMOIN DE PRESSION D'HUILE
- ÖLDRUCKKONTROLLSCHALTER
- MANOCONTACTO LUZ TESTIGO DE PRESIÓN DE ACEITE

7.0006

7.0008

7.0034

7.0047

7.0056

7.0075

7.0076

7.0108

7.0114

7.0130

7.0146

7.0151



PRODUCTS BY VEHICLE MANUFACTURER

FA-SWI18Q4

-ELENCO PRODOTTI PER MARCA -PRODUITS PAR FABRICANT VEHICULE -LISTE DER PRODUKTE JE NACH FAHRZEUGMARKE -PRODUCTOS POR FABRICANTE DE VEHÍCULO

T10

REVERSING LIGHT SWITCH

- INTERRUTTORE LUCI RETROMARCIA
- CONTACTEUR FEUX DE REcul
- RÜCKLICHTSCHALTER
- INTERRUPTOR DE LUZ MARCHA ATRÁS

7.6036

7.6044

7.6084

7.6096

7.6212

7.6242

7.6267

7.6272

7.6274K

7.6275K

7.6276K

S10

OIL PRESSURE WARNING LIGHT SWITCH

- INTERRUTTORE SPIA PRESSIONE OLIO
- MANOCONTACT POUR TEMOIN DE PRESSION D'HUILE
- ÖLDRUCKKONTROLLSCHALTER
- MANOCONTACTO LUZ TESTIGO DE PRESIÓN DE ACEITE

7.0000

7.0000,7.0060

7.0060

T20

BRAKE LIGHT SWITCH

- INTERRUTTORE LUCE FRENO
- INTERRUPTEUR DES FEUX DE FREINS
- BREMSLICHTSCHALTER
- INTERRUPTOR LUCES FRENO

7.1000

T20

BRAKE LIGHT SWITCH

- INTERRUTTORE LUCE FRENO
- INTERRUPTEUR DES FEUX DE FREINS
- BREMSLICHTSCHALTER
- INTERRUPTOR LUCES FRENO

7.1010

7.1014

7.1041

7.1075

7.1231

7.1237

7.1245

T22

SWITCH CLUTCH CONTROL (CRUISE CONTROL)

- INNESTO COMANDO DISINNESTO FRIZIONE
- COMMANDE EMBRAYAGE (RÉGULATEUR DE VITESSE)
- SCHALTER KUPPLUNGSBETÄTIGUNG (GRA)
- CONMUTADOR ACCIONAMIENTO EMBRAGUE (CONTROL VELOC.)

7.1221

7.1236

7.1271

T25

SWITCH CLUTCH CONTROL (ENGINE CONTROL)

- INNESTO AZIONAMENTO FRIZIONE (CONTROLLO MOTORE)
- INTERRUPTEUR COMMANDE D'EMBRAYAGE (GESTION DU MOTEUR)
- SCHALTER KUPPLUNGSBETÄTIGUNG (MOTORSTEUERUNG)
- CONMUTADOR ACCIONAMIENTO EMBRAGUE (GESTIÓN MOTOR)

7.1221

ZASTAVA



APPLICATION LIST GLOSSARY

FA-SWI18Q4

-GLOSSARIO GUIDA APPLICAZIONI -GLOSSAIRE LISTE D'APPLICATIONS -GLOSSAR DER VERWENDUNGSLISTE -GLOSARIO LISTA APLICACIONES

#	ENGLISH	ITALIANO	FRANÇAIS	DEUTSCH	ESPAÑOL
+2 way catalyzer	Catalytic Converter Type : with 2 way catalyzer	Tipo catalizzatore:con catalizzatore senza sonda lambda	Type de catalyseur : avec catalyseur sans sonde lambda	Katalysatorart : mit ungerichtetem Katalysator	Tipo de catalizador : con catalizador no regulado
+3 way catalyzer	Catalytic Converter Type : with 3 way catalyzer	Tipo catalizzatore:con catalizzatore a tre vie	Type de catalyseur : avec catalyseur réglé	Katalysatorart : mit gerichtetem (3-Wege) Katalysator	Tipo de catalizador : con catalizador regulado (3 vías)
+ABC	Braking / Drive Dynamics : for vehicles with ABC	Dinamica frenata/guida:per veicoli con ABC	Dynamique de mouvement et de freinage : pour véhicules avec ABC	Brems-/Fahrndynamik : für Fahrzeuge mit ABC	Dinámica de frenado / conducción : para vehículos con ABC
+ABS	Braking / Drive Dynamics : for vehicles with ABS	Dinamica frenata/guida:per veicoli con ABS	Dynamique de mouvement et de freinage : pour véhicules avec système antiblocaje	Brems-/Fahrndynamik : für Fahrzeuge mit ABS	Dinámica de frenado / conducción : para vehículos con ABS
+ABS pro	Braking / Drive Dynamics : for vehicles without Adaptive Cruise Control	Dinamica frenata/guida:per veicoli senza Adaptive Cruise Control	Dynamique de mouvement et de freinage : pour véhicule sans Adaptive Cruise Control	Brems-/Fahrndynamik : für Fahrzeuge ohne Adaptive Cruise Control	Dinámica de frenado / conducción : para vehículos sin Adaptive Cruise Control
+ACC	Braking / Drive Dynamics : for vehicles with Adaptive Cruise Control	Dinamica frenata/guida:per veicoli con Adaptive Cruise Control	Dynamique de mouvement et de freinage : pour véhicule avec Adaptive Cruise Control	Brems-/Fahrndynamik : für Fahrzeuge mit Adaptive Cruise Control	Dinámica de frenado / conducción : para vehículos con Adaptive Cruise Control
+accelerator pedal sensor	Vehicle Equipment : for vehicles with accelerator pedal sensor	Equipaggiamento veicolo:per veicoli con sensore pedale acceleratore	Équipement véhicule : pour véhicules avec capteur de la pédale d'accélérateur	Fahrzeugausstattung : für Fahrzeuge mit Gaspedalsensor	Equipamiento de vehículo : para vehículos con sensor de acelerador
+active stabilizer	Braking / Drive Dynamics : for vehicles with active stabilizer	Dinamica frenata/guida:per veicoli con regolazione attiva d. stabilizzatore	Dynamique de mouvement et de freinage : pour véhicules avec régulation active de	Brems-/Fahrndynamik : für Fahrzeuge mit aktiver Stabilisatorregelung	Dinámica de frenado / conducción : para vehículos con estabilización activa
+active steering	Vehicle Equipment : for vehicles with active steering	Equipaggiamento veicolo:per veicoli con meccanismo sterzo attivo	Équipement véhicule : pour véhicules avec direction active	Fahrzeugausstattung : für Fahrzeuge mit Aktivlenkung	Equipamiento de vehículo : para vehículos con dirección activa
+air conditioning	Vehicle Equipment : for vehicles with air conditioning	Equipaggiamento veicolo:per veicoli con aria condizionata	Équipement véhicule : pour véhicules avec système de climatisation	Fahrzeugausstattung : für Fahrzeuge mit Klimaanlage	Equipamiento de vehículo : para vehículos con climatizador
+arm.veh.	Special Purpose Vehicle : for armoured vehicles	Autoveicolo usi speciali:per veicoli corazzati	Véhicule à usage spécial : pour véhicules blindés	Sondereinsatz-Fzg : für gepanzerte Fahrzeuge	Vehículo especial : para vehículos blindados
+ASC	Braking / Drive Dynamics : for vehicles with ASC	Dinamica frenata/guida:per veicoli conASC	Dynamique de mouvement et de freinage : pour véhicules avec ASC	Brems-/Fahrndynamik : für Fahrzeuge mit ASC	Dinámica de frenado / conducción : para vehículos con ASC
+ASR	Braking / Drive Dynamics : for vehicles with ASR	Dinamica frenata/guida:per veicoli con ASR	Dynamique de mouvement et de freinage : pour véhicules avec ASR	Brems-/Fahrndynamik : für Fahrzeuge mit ASR	Dinámica de frenado / conducción : para vehículos con ASR
+autom. dist. control	Vehicle Equipment : for vehicles with autom. distance control	Equipaggiamento veicolo:per veicoli con regolatore automatico distanza	Équipement véhicule : pour véhicules avec régulation de distance autom.	Fahrzeugausstattung : für Fahrzeuge mit autom. Distanzregelung	Equipamiento de vehículo : para vehículos con regulación automática de distancia
+automatic transmission	Vehicle Equipment : for vehicles with automatic transmission	Equipaggiamento veicolo:per veicoli con cambio automatico	Équipement véhicule : pour véhicules avec boîte de vitesses automatique	Fahrzeugausstattung : für Fahrzeuge mit Automatikgetriebe	Equipamiento de vehículo : para vehículos con caja automática
+bend lighting	Vehicle Equipment : for vehicles with bend lighting	Equipaggiamento veicolo:per veicoli con Luce di curva dinamica	Équipement véhicule : pour véhicules avec feux/phares de virages	Fahrzeugausstattung : für Fahrzeuge mit Kurvenlicht	Equipamiento de vehículo : para vehículos con luz dinámica de curva
+brake assist	Braking / Drive Dynamics : for vehicles with brake assist	Dinamica frenata/guida:per veicoli con brake assist	Dynamique de mouvement et de freinage : pour véhicules avec assistant au freinage	Brems-/Fahrndynamik : für Fahrzeuge mit Bremsassistent	Dinámica de frenado / conducción : para vehículos con asistencia a la frenada
+brake energy recovery	Vehicle Equipment : for vehicles with brake energy recovery	Equipaggiamento veicolo:per veicoli con recupero energia forza frenante	Équipement véhicule : pour véhicules avec récupération de l'énergie au freinage	Fahrzeugausstattung : für Fahrzeuge mit Bremsenergieerückgewinnung	Equipamiento de vehículo : para vehículos con freno regenerativo
+brake pad wear indicator	Vehicle Equipment : for vehicles with brake pad wear indicator	Equipaggiamento veicolo:per veicoli con indicatore d'usura pastiglia freno	Équipement véhicule : pour véhicule avec affichage d'usure des garnitures de frein	Fahrzeugausstattung : für Fahrzeuge mit Bremsbelagverschleissanzeige	Equipamiento de vehículo : para vehículos con indicador de desgaste frenos
+campers	Special Purpose Vehicle : for campers	Autoveicolo usi speciali:per autoroulotte	Véhicule à usage spécial : pour véhicule de camping	Sondereinsatz-Fzg : für Campingfahrzeuge	Vehículo especial : para vehículos de camping
+CAN bus system	Vehicle Equipment : for vehicles with CAN bus system	Equipaggiamento veicolo:per veicoli con sistema CAN-Bus	Équipement véhicule : pour véhicules avec système bus CAN	Fahrzeugausstattung : für Fahrzeuge mit CAN-Bus-System	Equipamiento de vehículo : para vehículos con sistema de bus CAN
+catalytic converter	Catalytic Converter Type : for vehicles with catalytic converter	Tipo catalizzatore:per veicoli con catalizzatore	Type de catalyseur : pour véhicules avec catalyseur	Katalysatorart : für Fahrzeuge mit Katalysator	Tipo de catalizador : para vehículos con catalizador
+catalytic converter	Catalytic Converter Type : without catalytic converter	Tipo catalizzatore:senza catalizzatore	Type de catalyseur : sans catalyseur	Katalysatorart : ohne Katalysator	Tipo de catalizador : sin catalizador
+check control system	Vehicle Equipment : for vehicles with check control system	Equipaggiamento veicolo:per veicoli con sistema elettronico di controllo	Équipement véhicule : pour véhicules avec système de check-control	Fahrzeugausstattung : für Fahrzeuge mit Checkkontrollsystem	Equipamiento de vehículo : para vehículos con sistema check control



APPLICATION LIST GLOSSARY

FA-SWI18Q4

·GLOSSARIO GUIDA APPLICAZIONI ·GLOSSAIRE LISTE D'APPLICATIONS ·GLOSSAR DER VERWENDUNGSLISTE ·GLOSARIO LISTA APLICACIONES






#	ENGLISH 	ITALIANO 	FRANÇAIS 	DEUTSCH 	ESPAÑOL
+collision warning system	Vehicle Equipment : for vehicles with collision warning system	Equipaggiamento veicolo:per veicoli con segnale anticollisione	Équipement véhicule : pour véhicules avec système anti-collision	Fahrzeugausstattung : für Fahrzeuge mit Kollisionswarner	Equipamiento de vehículo : para vehículos con aviso de colisión
+cruise control	Vehicle Equipment : for vehicles with cruise control	Equipaggiamento veicolo:per veicoli con Tempomat	Équipement véhicule : pour véhicules avec régulateur de vitesse	Fahrzeugausstattung : für Fahrzeuge mit Tempomat	Equipamiento de vehículo : para vehículos con Tempomat
+DENOX cat	Catalytic Converter Type : with DENOX Cat	Tipo catalizzatore:con catalizzatore DENOX	Type de catalyseur : avec catalyseur Denox	Katalysatorart : mit DENOX-Kat	Tipo de catalizador : con cat. DENOX
+distance regulating cruise control	Vehicle Equipment : for vehicles with distance regulating cruise control	Equipaggiamento veicolo:per veicoli con regolatore automatico distanza	Équipement véhicule : pour véhicules avec radar de régulation de distance	Fahrzeugausstattung : für Fahrzeuge mit Abstandsregeltempomat	Equipamiento de vehículo : para vehículos con tempomat regulador de distancia
+DPF	Vehicle Equipment : for vehicles with diesel soot filter	Equipaggiamento veicolo:per veicoli con particolato Diesel (DPF)	Équipement véhicule : pour véhicules avec filtre à particules	Fahrzeugausstattung : für Fahrzeuge mit Diesel-Partikel-Filter (DPF)	Equipamiento de vehículo : para vehículos con filtro de partículas diesel
+driving school cars	Special Purpose Vehicle : for driving school cars	Autoveicolo usi speciali:per vettura per scuola guida	Véhicule à usage spécial : pour véhicules d'auto-école	Sondereinsatz-Fzg : für Fahrschulwagen	Vehículo especial : para coche de autoescuela
+Dual-bed cat. converter	Catalytic Converter Type : Dual-bed Catalytic Converter	Tipo catalizzatore:Catalizzatore a doppio corpo	Type de catalyseur : Pot catalytique à 2 cônes	Katalysatorart : Zweibettkatalysator	Tipo de catalizador : catalizador doble empaque
+EDC (Electronic Diesel Control)	Vehicle Equipment : for vehicles with EDC (Electronic Diesel Control)	Equipaggiamento veicolo:per veicoli con EDC (Electronic Diesel Control)	Équipement véhicule : pour véhicules avec EDC (contrôle électronique diesel)	Fahrzeugausstattung : für Fahrzeuge mit EDC (Electronic Diesel Control)	Equipamiento de vehículo : para veh. con EDC (Electronic Diesel Control)
+elect. handbrake	Vehicle Equipment : for vehicles with electric handbrake	Equipaggiamento veicolo:per veicoli con freno stazionamento elettronico	Équipement véhicule : pour véhicules avec frein d'arrêt électronique	Fahrzeugausstattung : für Fahrzeuge mit elektrischer Feststellbremse	Equipamiento de vehículo : para vehículos con freno de detención electrónico
+elect.auxiliary air pump	Vehicle Equipment : for vehicles with electric auxiliary air pump	Equipaggiamento veicolo:per veicoli con pompa aria secondaria elettrica	Équipement véhicule : pour véhicules avec pompe d'air secondaire électrique	Fahrzeugausstattung : für Fahrzeuge mit elektrischer Sekundärluftpumpe	Equipamiento de vehículo : para vehículos con bomba eléctrica admis. aire
+electr. auxiliary heater	Vehicle Equipment : for vehicles with electr. auxiliary heater	Equipaggiamento veicolo:per veicoli con riscaldamento supplementare elettr.	Équipement véhicule : pour véhicules avec un chauffage électr. supplémentaire	Fahrzeugausstattung : für Fahrzeuge mit elektr. Zusatzheizung	Equipamiento de vehículo : para vehículos con calefacción auxiliar eléctrica
+electric power steering	Vehicle Equipment : for vehicles with electric power steering	Equipaggiamento veicolo:per veicoli con servosterzo elettrico	Équipement véhicule : pour véhicules avec direction assistée électrique	Fahrzeugausstattung : für Fahrzeuge mit elektrischer Servolenkung	Equipamiento de vehículo : para vehículos con dirección eléctrica asistida
+ESP	Braking / Drive Dynamics : for vehicles with ESP	Dinamica frenata/guida:per veicoli con ESP	Dynamique de mouvement et de freinage : pour véhicules avec ESP	Brems-/Fahrndynamik : für Fahrzeuge mit ESP	Dinámica de frenado / conducción : para vehículos con ESP
+e-throttle	Vehicle Equipment : for vehicles with e-throttle	Equipaggiamento veicolo:per veicoli ad accelerazione elettronica	Équipement véhicule : pour véhicules avec accélérateur électrique	Fahrzeugausstattung : für Fahrzeuge mit E-Gas	Equipamiento de vehículo : para vehículos con acelerador electrónico
+four wheel steering	Vehicle Equipment : for vehicles with four wheel steering	Equipaggiamento veicolo:per veicoli con quattro ruote sterzanti	Équipement véhicule : pour véhicules avec direction par quatre roues	Fahrzeugausstattung : für Fahrzeuge mit Vierradlenkung	Equipamiento de vehículo : para vehículos con dirección en las 4 ruedas
+full-automatic parking aid system	Vehicle Equipment : for vehicles with full-automatic parking aid system	Equipaggiamento veicolo:per veicoli con sistema assistenza parcheggio automatico	Équipement véhicule : pour véhicules avec système d'aide au stationnement automatique	Fahrzeugausstattung : für Fahrzeuge mit vollautomatischem	Equipamiento de vehículo : para vehículos con asist. aparcamiento totalmente automático
+govern vehicles	Special Purpose Vehicle : for government vehicles	Autoveicolo usi speciali:per veicoli dell'amministrazione pubblica	Véhicule à usage spécial : pour véhicules d'administration	Sondereinsatz-Fzg : für Behördenfahrzeuge	Vehículo especial : para vehículos admon. pública
+headlamp levelling	Vehicle Equipment : for vehicles with headlamp levelling	Equipaggiamento veicolo:per veicoli con correzione assetto fari	Équipement véhicule : pour véhicules avec réglage de l'inclinaison des phares	Fahrzeugausstattung : für Fahrzeuge mit Leuchtweiteregelung	Equipamiento de vehículo : para vehículos con regulación del alcance de luces
+headlamp levelling (automatic)	Vehicle Equipment : for vehicles with headlamp levelling (automatic)	Equipaggiamento veicolo:per veicoli con correzione assetto fari (automatica)	Équipement véhicule : pour véhicules avec réglage automatique inclinaison phares	Fahrzeugausstattung : für Fahrzeuge mit Leuchtweiteregelung	Equipamiento de vehículo : para veh. con regulación alcance luces (automát.)
+headlamp levelling (mechanical)	Vehicle Equipment : for vehicles with headlamp levelling (mechanical)	Equipaggiamento veicolo:per veicoli con correzione assetto fari(meccanica)	Équipement véhicule : pour véhicules avec réglage mécanique inclinaison phares	Fahrzeugausstattung : für Fahrzeuge mit Leuchtweiteregelung	Equipamiento de vehículo : para vehículos con regulación alcance luces (mecánica)
+hill start assist	Vehicle Equipment : for vehicles with hill start assist	Equipaggiamento veicolo:per veicoli con hill holder / assist. partenze in salita	Équipement véhicule : pour véhicules avec aide au démarrage en pente	Fahrzeugausstattung : für Fahrzeuge mit Berganfahrhilfe	Equipamiento de vehículo : para vehículos con auxiliar de ascenso
+hydraulic power steering	Vehicle Equipment : for vehicles with hydraulic power steering	Equipaggiamento veicolo:per veicoli con servosterzo idraulico	Équipement véhicule : pour véhicules avec direction assistée hydraulique	Fahrzeugausstattung : für Fahrzeuge mit hydraulischer Servolenkung	Equipamiento de vehículo : para vehículos con dirección hidráulica asistida
+immobilizer	Vehicle Equipment : for vehicles with immobilizer	Equipaggiamento veicolo:per veicoli con immobilizzatore	Équipement véhicule : pour véhicules avec immobilisateur antivol	Fahrzeugausstattung : für Fahrzeuge mit Wegfahrsperre	Equipamiento de vehículo : para vehículos con sistema de inmovilización



APPLICATION LIST GLOSSARY

FA-SWI18Q4

-GLOSSARIO GUIDA APPLICAZIONI -GLOSSAIRE LISTE D'APPLICATIONS -GLOSSAR DER VERWENDUNGSLISTE -GLOSARIO LISTA APLICACIONES

#	ENGLISH 	ITALIANO 	FRANÇAIS 	DEUTSCH 	ESPAÑOL 
+intercooler	Charge Type : for vehicles with intercooler	Tipo di sovralimentazione:per veicoli con Intercooler	Type de chargement : pour véhicules avec intercooler; échangeur	Aufladungsart : für Fahrzeuge mit Ladeluftkühler	Tipo de sobrealimentación : para vehículos con enfriador de aire de sobrealimentación
+IVDC	Braking / Drive Dynamics : for vehicles with IVDC	Dinamica frenata/guida:per veicoli con IVDC	Dynamique de mouvement et de freinage : pour véhicule avec IVDC	Brems-/Fahrndynamik : für Fahrzeuge mit IVDC	Dinámica de frenado / conducción : para veh. con IVDC
+keyless Entry/Go system	Vehicle Equipment : for vehicles with keyless Entry/Go system	Equipaggiamento veicolo:per veicoli con sistema apri porte e avviamento senza chiave	Équipement véhicule : pour véhicules avec système sans clé/entrer/partir	Fahrzeugausstattung : für Fahrzeuge mit Keyless-Entry/Go-System	Equipamiento de vehículo : para vehic. con sistema Keyless-Entry/Go
+lane assist	Vehicle Equipment : for vehicles with lane assist	Equipaggiamento veicolo:per veicoli con assistente cambio corsia	Équipement véhicule : pour véhicules à alerte de franchissement de la ligne (AFIL)	Fahrzeugausstattung : für Fahrzeuge mit Spurhalteassistent	Equipamiento de vehículo : para vehículos con asistente de control de carril
+lane change assistant	Vehicle Equipment : for vehicles with lane change assistant	Equipaggiamento veicolo:per veicoli con BLIS (Blind Spot Information System)	Équipement véhicule : pour véhicules avec assistance pour changement de voie	Fahrzeugausstattung : für Fahrzeuge mit Spurwechselassistent	Equipamiento de vehículo : para vehículos con asistente de cambio de carril
+lean mixture engine	Vehicle Equipment : for vehicles with lean mixture engine	Equipaggiamento veicolo:per veicoli con motore a combustione magra	Équipement véhicule : pour véhicules avec moteur mélange pauvre	Fahrzeugausstattung : für Fahrzeuge mit Magermixmotor	Equipamiento de vehículo : para vehículos con motor de mezcla pobre
+leveling control	Vehicle Equipment : for vehicles with leveling control	Equipaggiamento veicolo:per veicoli con impianto correzione altezza	Équipement véhicule : pour véhicules avec correcteur d'assiette	Fahrzeugausstattung : für Fahrzeuge mit Niveauregulierung	Equipamiento de vehículo : para vehículos con regulación de nivel
+manual transmission	Vehicle Equipment : for vehicles with manual transmission	Equipaggiamento veicolo:per veicoli con cambio manuale	Équipement véhicule : pour véhicules avec boîte de vitesses manuelle	Fahrzeugausstattung : für Fahrzeuge mit Schaltgetriebe	Equipamiento de vehículo : para vehículos con caja manual
+motor home	Special Purpose Vehicle : for motor home	Autoveicolo usi speciali:per camper	Véhicule à usage spécial : pour camping-cars	Sondereinsatz-Fzg : für Wohnmobile	Vehículo especial : para autocaravana
+navigation system	Vehicle Equipment : for vehicles with navigation system	Equipaggiamento veicolo:per veicoli con sistema di navigazione satellitare	Équipement véhicule : pour véhicules avec système de navigation	Fahrzeugausstattung : für Fahrzeuge mit Navigationssystem	Equipamiento de vehículo : para vehículos con sistema de navegación
+OBD	Vehicle Equipment : For vehicles with OBD	Equipaggiamento veicolo:per veicoli con OBD	Équipement véhicule : pour véhicules avec OBD	Fahrzeugausstattung : für Fahrzeuge mit OBD	Equipamiento de vehículo : para vehículos con OBD
+on-board computer	Vehicle Equipment : for vehicles with on-board computer	Equipaggiamento veicolo:per veicoli con computer di bordo	Équipement véhicule : pour véhicules avec ordinateur de bord	Fahrzeugausstattung : für Fahrzeuge mit Bordcomputer	Equipamiento de vehículo : para vehículos con ordenador de a bordo
+park assist system	Vehicle Equipment : for vehicles with park assist system	Equipaggiamento veicolo:per veicoli con sistema assistenza parcheggio	Équipement véhicule : pour véhicules avec assistance partronic	Fahrzeugausstattung : für Fahrzeuge mit Parkassistenzsystem	Equipamiento de vehículo : para vehículos con auxiliar de aparcamiento
+park. assist	Vehicle Equipment : for vehicles with parking assist	Equipaggiamento veicolo:per veicoli con assistenza parcheggio	Équipement véhicule : pour véhicules avec partronic	Fahrzeugausstattung : für Fahrzeuge mit Einparkhilfe	Equipamiento de vehículo : para vehículos con auxiliar de aparcamiento
+particulate filter	Catalytic Converter Type : Single-Bed Catalytic Converter	Tipo catalizzatore:Catalizzatore monocrpo	Type de catalyseur : Pot catalytique à échappement unique	Katalysatorart : Einbettkatalysator	Tipo de catalizador : Catalizador empaquetado
+police vehicles	Special Purpose Vehicle : for police vehicles	Autoveicolo usi speciali:per veicoli della polizia	Véhicule à usage spécial : pour voitures de police	Sondereinsatz-Fzg : für Polizeifahrzeuge	Vehículo especial : para vehículo de policía
+pollen filter	with pollen filter	Con filtro antipolline	avec filtre à pollen	mit Pollenfilter	con filtro de polen
+power steering	Vehicle Equipment : for vehicles with power steering	Equipaggiamento veicolo:per veicoli con servosterzo	Équipement véhicule : pour véhicules avec direction assistée	Fahrzeugausstattung : für Fahrzeuge mit Servolenkung	Equipamiento de vehículo : para vehículos con dirección asistida
+pre serie equipment	With pre serie equipment	With pre serie equipment	With pre serie equipment	With pre serie equipment	With pre serie equipment
+PTO	Vehicle Equipment : for vehicles with PTO	Equipaggiamento veicolo:per veicoli con presa di forza secondaria	Équipement véhicule : pour véhicules avec prise de mouvement	Fahrzeugausstattung : für Fahrzeuge mit Nebenantrieb	Equipamiento de vehículo : para vehículos con toma de fuerza
+raised roof	Vehicle Equipment : for vehicles with raised roof	Equipaggiamento veicolo:per veicoli con imperiale	Équipement véhicule : pour véhicules avec toit réhaussé	Fahrzeugausstattung : für Fahrzeuge mit Hochdach	Equipamiento de vehículo : para vehículos con techo alto
+SCR	Vehicle Equipment : for vehicles with SCR system	Equipaggiamento veicolo:per veicoli con SCR-System	Équipement véhicule : pour véhicules avec système-SCR	Fahrzeugausstattung : für Fahrzeuge mit SCR-System	Equipamiento de vehículo : para vehículos con sistema SCR
+self-diagnosis system	Vehicle Equipment : for vehicles with self-diagnosis system	Equipaggiamento veicolo:per veicoli con autodiagnostica	Équipement véhicule : pour véhicules à système d'auto-diagnostic	Fahrzeugausstattung : für Fahrzeuge mit Eigendiagnosesystem	Equipamiento de vehículo : para vehículos con autodiagnosis
+shift cable	Vehicle Equipment : for vehicles with shift cable	Equipaggiamento veicolo:per veicoli con cavo comando cambio	Équipement véhicule : pour véhicules avec trette de câble pour changer de vitesse	Fahrzeugausstattung : für Fahrzeuge mit Schaltseilzug	Equipamiento de vehículo : para vehículos con cable de cambios
+soot filter	Catalytic Converter Type : with soot filter	Tipo catalizzatore:con filtro fuligine	Type de catalyseur : avec filtre à particules	Katalysatorart : mit Rußfilter	Tipo de catalizador : con filtro de partículas
+soot filter	Catalytic Converter Type : for vehicles with soot filter	Tipo catalizzatore:per veicoli con filtro antiparticolato	Type de catalyseur : pour véhicules avec filtre à particules	Katalysatorart : für Fahrzeuge mit Rußpartikelfilter	Tipo de catalizador : para vehículos con filtro de partículas



APPLICATION LIST GLOSSARY

FA-SWI18Q4

·GLOSSARIO GUIDA APPLICAZIONI ·GLOSSAIRE LISTE D'APPLICATIONS ·GLOSSAR DER VERWENDUNGSLISTE ·GLOSARIO LISTA APLICACIONES

#	ENGLISH	ITALIANO	FRANÇAIS	DEUTSCH	ESPAÑOL
+special-purpose vehicles	Special Purpose Vehicle : for special-purpose vehicles	Autoveicolo usi speciali:per veicoli speciali	Véhicule à usage spécial : pour véhicules spéciaux	Sondereinsatz-Fzg : für Sonderfahrzeuge	Vehículo especial : para vehículos especiales
+sport end silencer	Vehicle Equipment : for vehicles with sport end silencer	Equipaggiamento veicolo:per veicoli con silenziatore posteriore sportivo	Équipement véhicule : pour véhicules avec silencieux arrière sportif	Fahrzeugausstattung : für Fahrzeuge mit Sport-Endschalldämpfer	Equipamiento de vehículo : para vehículos con silenciador terminal deportivo
+sports package	Vehicle Equipment : for vehicles with sports package	Equipaggiamento veicolo:per veicoli con pacchetto sportivo	Équipement véhicule : pour véhicules avec équipement sport	Fahrzeugausstattung : für Fahrzeuge mit Sportpaket	Equipamiento de vehículo : para vehículos con paquete sport
+start-stop function	Vehicle Equipment : for vehicles with start-stop function	Equipaggiamento veicolo:per veicoli con funzione di start-stop	Équipement véhicule : pour véhicules avec fonction Stop/Start	Fahrzeugausstattung : für Fahrzeuge mit Start-Stopp-Funktion	Equipamiento de vehículo : para vehículos con sistema Start&Stop
+steering column gear shift	Vehicle Equipment : for vehicles with steering column gear shift	Equipaggiamento veicolo:per veicoli con cambio al volante	Équipement véhicule : pour véhicules avec levier de vitesse au volant	Fahrzeugausstattung : für Fahrzeuge mit Lenkradschaltung	Equipamiento de vehículo : para vehículos con cambios en la dirección
+taxi	Special Purpose Vehicle : for taxis	Autoveicolo usi speciali:per taxi	Véhicule à usage spécial : pour taxis	Sondereinsatz-Fzg : für Taxifahrzeuge	Vehículo especial : para taxis
+TCS	Braking / Drive Dynamics : for vehicles with TCS	Dinamica frenata/guida:per veicoli con TCS	Dynamique de mouvement et de freinage : pour véhicules avec antipatinage (TCS)	Brems-/Fahrndynamik : für Fahrzeuge mit TCS	Dinámica de frenado / conducción : para vehículos con TCS
+top speed restriction	Vehicle Equipment : for vehicles with top speed restriction	Equipaggiamento veicolo:per veicoli con limitatore velocità massima	Équipement véhicule : pour véhicules avec limitation de vitesse maximale	Fahrzeugausstattung : für Fahrzeuge mit	Equipamiento de vehículo : para vehículos con limitación de máx. velocidad
+towbar	Vehicle Equipment : for vehicles with towbar	Equipaggiamento veicolo:per veicoli con gancio traino	Équipement véhicule : pour véhicules avec attelage de remorque	Fahrzeugausstattung : für Fahrzeuge mit Anhängervorrichtung	Equipamiento de vehículo : para vehículos con enganche de remolque
+track widening	Vehicle Equipment : for vehicles with track widening	Equipaggiamento veicolo:per veicoli con allargamento carreggiata	Équipement véhicule : pour véhicules avec écartement des roues élargi	Fahrzeugausstattung : für Fahrzeuge mit Spurverbreiterung	Equipamiento de vehículo : para vehículos con ampliación ancho de vía
+tyre pressure control system	Vehicle Equipment : for vehicles with tyre pressure control system	Equipaggiamento veicolo:per veicoli con sist. controllo pressione pneumatici	Équipement véhicule : pr véhicules avec système de contrôle pression des pneus	Fahrzeugausstattung : für Fahrzeuge mit Reifendruck-Kontrollsystem	Equipamiento de vehículo : para vehíc. con control presión neumáticos
+VTG turbocharger	Vehicle Equipment : for vehicles with VTG turbocharger	Equipaggiamento veicolo:per veicoli con compressore VTG	Équipement véhicule : pour véhicules avec turbo à géométrie variable	Fahrzeugausstattung : für Fahrzeuge mit VTG-Lader	Equipamiento de vehículo : para vehículos con turbo VTG
+Xenon light	Vehicle Equipment : for vehicles with Xenon light	Equipaggiamento veicolo:per veicoli con luci allo Xenon	Équipement véhicule : pour véhicules avec phares-Xenon	Fahrzeugausstattung : für Fahrzeuge mit Xenon-Licht	Equipamiento de vehículo : para vehículos con luz de xenón
-> : xxx	Construction year to : xxx	Anno fino a : xxx	Année jusqu'à : xxx	Baujahr bis : xxx	año construcción hasta : xxx
->ch. : xxx	Chassis number to : xxx	N° telaio fino a : xxx	N° de châssis jusqu'à : xxx	Fahrgestellnummer bis : xxx	n° de chasis hasta : xxx
->eng. : xxx	Engine number to : xxx	N° motore fino a : xxx	N° de moteur à : xxx	Motornummer bis : xxx	n° de motor hasta : xxx
->org. : xxx	RPO number to : xxx	N° organizzazione fino a : xxx	N° d'organisation jusqu'à : xxx	Organisationsnummer bis : xxx	n° de organización hasta : xxx
->prod.nr. : xxx	Production number to : xxx	N° produzione fino a : xxx	N° de production jusqu'à : xxx	Produktionsnummer bis : xxx	n° de producción hasta : xxx
->VET. : xxx	VET Number to : xxx	N° VET fino a : xxx	Numéro VET jusqu'à : xxx	VET-Nummer bis : xxx	n° VET hasta : xxx
2WS	Vehicle Equipment : for vehicles with two-wheel steering	Equipaggiamento veicolo:per veicoli con due ruote sterzanti	Équipement véhicule : pour véhicules avec direction à deux roues	Fahrzeugausstattung : für Fahrzeuge mit Zweiradlenkung	Equipamiento de vehículo : para vehículos sin dirección en dos ruedas
3 Speed	Number of Gears : 3 Speed	N° marce:3 marce	Nombre de vitesses : 3 vitesses	Ganganzahl : 3-Gang	Número de marchas : 3 velocidades
4 Speed	Number of Gears : 4 Speed	N° marce:4 marce	Nombre de vitesses : 4 vitesses	Ganganzahl : 4-Gang	Número de marchas : 4 velocidades
4WD	Drive Type : All-wheel Drive	Tipo trazione:Trazione integrale	Type de motricité : Traction intégrale	Antriebsart : Allrad	Tipo de tracción : A las 4 ruedas
-4WS	Vehicle Equipment : for vehicles without four wheel steering	Equipaggiamento veicolo:per veicoli senza quattro ruote sterzanti	Équipement véhicule : pour véhicules sans direction par quatre roues	Fahrzeugausstattung : für Fahrzeuge ohne Vierradlenkung	Equipamiento de vehículo : para vehículos sin dirección en las 4 ruedas
5 Speed	Number of Gears : 5 Speed	N° marce:5 marce	Nombre de vitesses : 5 vitesses	Ganganzahl : 5-Gang	Número de marchas : 5 velocidades
5-Speed manual transmission, operated automatically	Transmission Type : 5-Speed manual transmission, operated automatically	Modalità di trasmissione:Cambio manuale a 5 marce, azionamento automatico	Type d'entraînement : Boite de vitesses à 5 vitesses, à commande automatique	Getriebeart : Schaltgetriebe 5 Gang, automatisch betätigt	Clase de caja de cambios : caja de 5 velocidades, accionamiento automático
6 Speed	Number of Gears : 6 Speed	N° marce:6 marce	Nombre de vitesses : 6 vitesses	Ganganzahl : 6-Gang	Número de marchas : 6 velocidades
6-Speed dual-clutch transmission	Transmission Type : 6-Speed dual-clutch transmission	Modalità di trasmissione:Cambio a doppia frizione a 6 marce	Type d'entraînement : Transmission à double embrayage 6 vitesses	Getriebeart : Doppelkupplungsgetriebe 6 Gang	Clase de caja de cambios : Caja de doble embrague 6 vel.



APPLICATION LIST GLOSSARY

FA-SWI18Q4

-GLOSSARIO GUIDA APPLICAZIONI -GLOSSAIRE LISTE D'APPLICATIONS -GLOSSAR DER VERWENDUNGSLISTE -GLOSARIO LISTA APLICACIONES

#	ENGLISH	ITALIANO	FRANÇAIS	DEUTSCH	ESPAÑOL
6-Speed manual transmission, operated automatically	Transmission Type : 6-Speed manual transmission, operated automatically	Modalità di trasmissione:Cambio manuale a 6 marce, azionamento automatico	Type d'entraînement : Boîte de vitesses manuelle 6 vitesses, commande automatique	Getriebeart : Schaltgetriebe 6 Gang, automatisch betätigt	Clase de caja de cambios : Cambio 6 marchas, accionamiento automático
7-Speed dual-clutch transmission	Transmission Type : 7-Speed dual-clutch transmission	Modalità di trasmissione:Cambio a doppia frizione a 7 marce	Type d'entraînement : Transmission à double embrayage 7 vitesses	Getriebeart : Doppelkupplungsgetriebe 7 Gang	Clase de caja de cambios : Caja de doble embrague 7 vel.
96 EEC	Exhaust Emission Norm : 96 EEC	Norma sui gas di scarico:96 EEC	Norme concernant les gaz d'échappement : 96 EEC	Abgasnorm : 96 EEC	Norma de emisiones : 96 EEC
-ABS	Braking / Drive Dynamics : for vehicles without ABS	Dinamica frenata/guida:per veicoli senza ABS	Dynamique de mouvement et de freinage : pour véhicules sans système antiblocage	Brems-/Fahrndynamik : für Fahrzeuge ohne ABS	Dinámica de frenado / conducción : para vehículos sin ABS
-accelerator pedal sensor	Vehicle Equipment : for vehicles without accelerator pedal sensor	Equipaggiamento veicolo:per veicoli senza sensore pedale acceleratore	Équipement véhicule : pour véhicules sans capteur de la pédale d'accélérateur	Fahrzeugausstattung : für Fahrzeuge ohne Gaspedalsensor	Equipamiento de vehículo : para vehículos sin sensor acelerador
-active stabiliser control	Braking / Drive Dynamics : for vehicles without active stabiliser control	Dinamica frenata/guida:per veicoli senza regolazione attiva stabilizzatore	Dynamique de mouvement et de freinage : pour véhicules sans régulation active de	Brems-/Fahrndynamik : für Fahrzeuge ohne aktive Stabilisatorregelung	Dinámica de frenado / conducción : para vehículos si estabilización activa
after DPF	Exhaust System : after soot particulate filter	Impianto gas scarico:dopo il/ al Filtro antiparticolato	Système d'échappement : après filtre à particules	Abgasanlage : nach Rußpartikelfilter	Sistema de escape : con filtro de partículas
after turbocharger	Exhaust System : after turbocharger	Impianto gas scarico:al Turbocompressore	Système d'échappement : après turbocompresseur	Abgasanlage : nach Turbolader	Sistema de escape : después el turbocompresor
air cleaner maintenance indication	Air cleaner maintenance indication	Indicazione manutenzione filtro aria	Indication d'entretien du filtre à air	Wartungsanzeige Luftfilter	Indicación de entretenimiento del filtro de aire
-air conditioning	Vehicle Equipment : for vehicles without air conditioning	Equipaggiamento veicolo:per veicoli senza aria condizionata	Équipement véhicule : pour véhicules sans système de climatisation	Fahrzeugausstattung : für Fahrzeuge ohne Klimaanlage	Equipamiento de vehículo : para vehículos sin aire acondicionado
alternatively	Alternatively : xxx	a scelta : xxx	au choix : xxx	wahlweise : xxx	opcional : xxx
aluminium Housing	Housing Type : Aluminium Housing	Tipo alloggiamento:Alloggiamento in alluminio	Type de boîtier : Carter en aluminium	Gehäusotyp : Aluminiumgehäuse	Tipo de cárter/carcasa : Carcasa (cárter) de aluminio
-arm.veh.	Special Purpose Vehicle : not for armoured vehicles	Autoveicolo usi speciali:Non per veicoli corazzati	Véhicule à usage spécial : pas pour véhicules blindés	Sondereinsatz-Fzg : nicht für gepanzerte Fahrzeuge	Vehículo especial : no para vehículos blindados
-ASR	Braking / Drive Dynamics : for vehicles without ASR	Dinamica frenata/guida:per veicoli senza ASR	Dynamique de mouvement et de freinage : pour véhicules sans ASR	Brems-/Fahrndynamik : für Fahrzeuge ohne ASR	Dinámica de frenado / conducción : para vehículos sin ASR
aut 3 speed	Transmission Type : Automatic Transmission, 3-speed	Modalità di trasmissione:Cambio automatico a 3 marce	Type d'entraînement : Boîte automatique à 3 vitesses	Getriebeart : Getriebeautomatik 3 Gang	Clase de caja de cambios : Automática, 3 vel.
aut 4 speed	Transmission Type : Automatic Transmission, 4-speed	Modalità di trasmissione:Cambio automatico a 4 marce	Type d'entraînement : Boîte automatique à 4 vitesses	Getriebeart : Getriebeautomatik 4 Gang	Clase de caja de cambios : Automática, 4 vel.
aut 5 speed	Transmission Type : Automatic Transmission, 5-speed	Modalità di trasmissione:Cambio automatico a 5 marce	Type d'entraînement : Boîte automatique à 5 vitesses	Getriebeart : Getriebeautomatik 5 Gang	Clase de caja de cambios : Automática, 5 vel.
aut 6 speed	Transmission Type : Automatic Transmission, 6-speed	Modalità di trasmissione:Cambio automatico a 6 marce	Type d'entraînement : Boîte automatique à 6 vitesses	Getriebeart : Getriebeautomatik 6 Gang	Clase de caja de cambios : Automático, 6 vel.
aut 7 speed	Transmission Type : Automatic Transmission, 7-speed	Modalità di trasmissione:Cambio automatico a 7 marce	Type d'entraînement : Boîte automatique à 7 vitesses	Getriebeart : Getriebeautomatik 7 Gang	Clase de caja de cambios : Caja automática, 7 marchas
aut 7 speed	Transmission Type : for 7-speed automatic transmission	Modalità di trasmissione:per cambio automatico 7 marce	Type d'entraînement : pour boîte automatique à 7 vitesses	Getriebeart : für Getriebeautomatik 7 Gang	Clase de caja de cambios : para cambio automático 7 marchas
aut 8 speed	Transmission Type : Automatic Transmission, 8-speed	Modalità di trasmissione:Cambio automatico a 8 marce	Type d'entraînement : Transmission automatique à 8 vitesses	Getriebeart : Getriebeautomatik 8 Gang	Clase de caja de cambios : Caja automática, 8 marchas
aut 9 speed	Transmission Type : Automatic Transmission, 9-speed	Modalità di trasmissione:Cambio automatico a 9 marce	Type d'entraînement : Boîte automatique 9 vitesses	Getriebeart : Getriebeautomatik 9 Gang	Clase de caja de cambios : Transm. automática 9 marchas
aut.	Transmission Type : for automatic transmission	Modalità di trasmissione:per cambio automatico	Type d'entraînement : pour boîtes de vitesses automatiques	Getriebeart : für Automatikgetriebe	Clase de caja de cambios : para transmisión automática
aut.	Transmission Type : Automatic Transmission	Modalità di trasmissione:Trasmissione automatica	Type d'entraînement : Boîte automatique	Getriebeart : Automatikgetriebe	Clase de caja de cambios : Transmisión automática



APPLICATION LIST GLOSSARY

FA-SWI18Q4

·GLOSSARIO GUIDA APPLICAZIONI ·GLOSSAIRE LISTE D'APPLICATIONS ·GLOSSAR DER VERWENDUNGSLISTE ·GLOSARIO LISTA APLICACIONES

#	ENGLISH 	ITALIANO 	FRANÇAIS 	DEUTSCH 	ESPAÑOL
-autom. dist. control	Vehicle Equipment : for vehicles without autom. distance control	Equipaggiamento veicolo:per veicoli senza regolatore automatico distanza	Équipement véhicule : pour véhicules sans régulation de distance autom.	Fahrzeugausstattung : für Fahrzeuge ohne autom. Distanzregelung	Equipamiento de vehículo : para vehículos sin regulación automática de distancia
before DPF	Exhaust System : before soot particulate filter	Impianto gas scarico:davanti al filtro antiparticolato	Système d'échappement : devant le filtre à particules	Abgasanlage : vor Rußpartikelfilter	Sistema de escape : antes de filtro de partículas
before turbocharger	Exhaust System : before turbocharger	Impianto gas scarico:davanti al turbocompressore	Système d'échappement : avant turbocompresseur	Abgasanlage : vor Turbolader	Sistema de escape : con turbocompresor
-bend lighting	Vehicle Equipment : for vehicles without bend lighting	Equipaggiamento veicolo:per veicoli senza luce di curva dinamica	Équipement véhicule : pour véhicules sans feux/phares de virages	Fahrzeugausstattung : für Fahrzeuge ohne Kurvenlicht	Equipamiento de vehículo : para vehículos sin luz dinámica de curva
bifuel	Fuel Type : Petrol / Gas (bifuel)	Tipo carburante:Benzina / Gas (bifuel)	Type de carburant : Essence/Gaz (bifuel)	Kraftstoffart : Benzin/Gas (Bifuel)	Tipo de combustible : Gasolina/Gas (bifuel)
-brake assist	Braking / Drive Dynamics : for vehicles without brake assist	Dinamica frenata/guida:per veicoli senza brake assist	Dynamique de mouvement et de freinage : pour véhicules sans assistant de freinage	Brems-/Fahrndynamik : für Fahrzeuge ohne Bremsassistent	Dinámica de frenado / conducción : Para vehículos sin asistencia a la frenada
-brake energy recovery	Vehicle Equipment : for vehicles without brake energy recovery	Equipaggiamento veicolo:per veicoli senza recupero energia forza frenante	Équipement véhicule : pour véhicules sans récupération de l'énergie au freinage	Fahrzeugausstattung : für Fahrzeuge ohne Bremsenergieerückgewinnung	Equipamiento de vehículo : para veh. sin recuperación energía de frenado
-CAN bus system	Vehicle Equipment : for vehicles without CAN bus system	Equipaggiamento veicolo:per veicoli senza sistema CAN-Bus	Équipement véhicule : pour véhicules sans système bus CAN	Fahrzeugausstattung : für Fahrzeuge ohne CAN-Bus-System	Equipamiento de vehículo : para vehículos sin sistema de bus CAN
-catalytic converter	Catalytic Converter Type : for vehicles without catalytic convertor	Tipo catalizzatore:per veicoli senza catalizzatore	Type de catalyseur : pour véhicules sans catalyseur	Katalysatorart : für Fahrzeuge ohne Katalysator	Tipo de catalizador : para vehículos sin catalizador
Centre Wheelbase	Wheelbase : Centre Wheelbase	Passo ruote:Passo ruote medio	Empattement : Empattement moyen	Radstand : mittlerer Radstand	Distancia entre ejes : distancia media entre ejes
ch. : xxx	Chassis Number : xxx	N° telaio : xxx	N° de châssis : xxx	Fahrgestellnummer : xxx	N° de chasis : xxx
ch. : xxx->	Chassis number from : xxx	N° telaio da : xxx	N° de châssis à partir de : xxx	Fahrgestellnummer ab : xxx	n° de chasis desde : xxx
charger/Interc.	Charge Type : Charger/ Intercooler	Tipo di sovralimentazione:Compressore / Intercooler	Type de chargement : Turbocompresseur / refroid. d'air de suralimentation	Aufladungsart : Lader/Intercooler	Tipo de sobrealimentación : Intercooler/compresor
COL : xxx	Colour : xxx	Colore : xxx	Couleur : xxx	Farbe : xxx	Pintura : xxx
-collision warning system	Vehicle Equipment : for vehicles without collision warning system	Equipaggiamento veicolo:per veicoli senza segnale anticollisione	Équipement véhicule : pour véhicules sans système anti-collision	Fahrzeugausstattung : für Fahrzeuge ohne Kollisionswarner	Equipamiento de vehículo : para vehículos sin aviso de colisión
conductor.num. : xxx	Conductor Number : xxx	N° conduttori : xxx	Nombre de conducteurs : xxx	Leiteranzahl : xxx	Número de conductores : xxx
Conn. nr. : xxx	Number of connectors : xxx	N° raccordi : xxx	Nombre de connexions : xxx	Anschlussanzahl : xxx	Número de conexiones : xxx
conn.shape : angular	Connector Shape : angular	Forma alloggiamento spina:angolare	Forme de la prise : carré	Steckergehäuseform : eckig	Forma del enchufe : Angular
conn.shape : oval	Connector Shape : Oval	Forma alloggiamento spina:ovale	Forme de la prise : ovale	Steckergehäuseform : oval	Forma del enchufe : oval
conn.shape : rectangular	Connector Shape : Rectangular	Forma alloggiamento spina:rettangolare	Forme de la prise : rectangulaire	Steckergehäuseform : rechteckig	Forma del enchufe : rectangular
conn.shape : round	Connector Shape : Round	Forma alloggiamento spina:rotondo	Forme de la prise : rond	Steckergehäuseform : rund	Forma del enchufe : redondo
conn.shape : triangular	Connector Shape : triangular	Forma alloggiamento spina:triangolare	Forme de la prise : triangulaire	Steckergehäuseform : dreieckig	Forma del enchufe : triangular
convertible	Body Type : Convertible	Tipo carrozzeria:Cabriolet	Type de carrosserie : Décapotable	Aufbauart : Cabriolet	Tipo de carrocería : Descapotable
Coupe	Body Type : Coupe	Tipo carrozzeria:Coupé	Type de carrosserie : Coupé	Aufbauart : Coupe	Tipo de carrocería : Coupé
-cruise control	Vehicle Equipment : for vehicles without cruise control	Equipaggiamento veicolo:per veicoli senza Tempomat	Équipement véhicule : pour véhicules sans régulateur de vitesse	Fahrzeugausstattung : für Fahrzeuge ohne Tempomat	Equipamiento de vehículo : para vehículos sin Tempomat
CVT	Transmission Type : CVT (Stepless)	Modalità di trasmissione:CVT-Cambio automatico (a variazione continua)	Type d'entraînement : Boîte de vitesses à variateur classique (CVT, continu)	Getriebeart : CVT-Automatikgetriebe (Stufenlos)	Clase de caja de cambios : Transmisión automática CVT (continua)
DAM : xxx->	DAM number from : xxx	N° DAM da : xxx	N° DAM à partir de : xxx	DAM-Nummer ab : xxx	N° DAM desde : xxx
DAM-> : xxx	DAM number to : xxx	N° DAM fino a : xxx	N° DAM jusqu'à : xxx	DAM-Nummer bis : xxx	N° DAM hasta : xxx
-distance regulating cruise control	Vehicle Equipment : for vehicles without distance regulating cruise control	Equipaggiamento veicolo:per veicoli senza regolatore automatico distanza	Équipement véhicule : pour véhicule sans radar de régulation de distance	Fahrzeugausstattung : für Fahrzeuge ohne Abstandsregeltempomat	Equipamiento de vehículo : para veh. sin tempomat regulador de distancia



APPLICATION LIST GLOSSARY

FA-SWI18Q4

-GLOSSARIO GUIDA APPLICAZIONI -GLOSSAIRE LISTE D'APPLICATIONS -GLOSSAR DER VERWENDUNGSLISTE -GLOSARIO LISTA APLICACIONES

#	ENGLISH 	ITALIANO 	FRANÇAIS 	DEUTSCH 	ESPAÑOL
-distributor	Vehicle Equipment : for vehicles without distributor	Equipaggiamento veicolo:per veicoli senza distributore d'accensione	Équipement véhicule : pour véhicules sans distributeur d'allumage	Fahrzeugausstattung : für Fahrzeuge ohne Zündverteiler	Equipamiento de vehículo : para vehículos sin distribuidor de encendido
DOHC	Camshaft : DOHC	Albero a camme:DOHC	Arbre à cames : DOHC	Nockenwelle : DOHC	Árbol de levas : DOHC
-DPF	Vehicle Equipment : for vehicles without diesel soot filter	Equipaggiamento veicolo:per veicoli senza filtro per particolato Diesel (DPF)	Équipement véhicule : pour véhicules sans filtre à particules	Fahrzeugausstattung : für Fahrzeuge ohne Diesel-Partikel-Filter (DPF)	Equipamiento de vehículo : para vehículos diesel sin filtro de partículas
Dual-clutch transmission	Transmission Type : Dual-clutch transmission	Modalità di trasmissione:Cambio a doppia frizione	Type d'entraînement : Transmission à double embrayage	Getriebeart : Doppelkupplungsgetriebe	Clase de caja de cambios : Transmisión de embrague doble
-elect. Handbrake	Vehicle Equipment : for vehicles without electronic handbrake	Equipaggiamento veicolo:per veicoli senza freno stazionamento elettronico	Équipement véhicule : pour véhicules sans frein d'arrêt électronique	Fahrzeugausstattung : für Fahrzeuge ohne elektronische Feststellbremse	Equipamiento de vehículo : para vehículos sin freno de detención electrónico
-electr. auxiliary heater	Vehicle Equipment : for vehicles without electr. auxiliary heater	Equipaggiamento veicolo:per veicoli senza riscaldamento supplementare elettr.	Équipement véhicule : pour véhicules sans chauffage électrique supplémentaire	Fahrzeugausstattung : für Fahrzeuge ohne elektr. Zusatzheizung	Equipamiento de vehículo : para vehículos sin calefacción auxiliar eléctrica
-electric power steering	Vehicle Equipment : for vehicles without electric power steering	Equipaggiamento veicolo:per veicoli senza servosterzo elettrico	Équipement véhicule : pour véhicules sans direction assistée électrique	Fahrzeugausstattung : für Fahrzeuge ohne elektrische Servolenkung	Equipamiento de vehículo : para vehículos sin dirección eléctrica asistida
electronic carburettor	Fuel Mixture Formation : Electronic Carburettor	Preparazione carburante:Carburatore elettronico	Préparation de carburant : Carburateur électronique	Kraftstoffaufbereitung : Elektronischer Vergaser	Preparación del combustible : Carburador electrónico
eng. : xxx	Engine Code : xxx	Codice motore : xxx	Code moteur : xxx	Motorcode : xxx	Código de motor : xxx
-eng. : xxx	not for engine code : xxx	non per codice motore : xxx	pas pour code moteur : xxx	nicht für Motorcode : xxx	no para código de motor : xxx
eng.type : xxx->	Engine number from : xxx	N° motore da : xxx	N° de moteur de : xxx	Motornummer ab : xxx	n° de motor desde : xxx
-equip.variant : xxx	not for equipment variant : xxx	non per tipo equipaggiamento : xxx	pas pour version d'équipement : xxx	nicht für Ausstattungsvariante : xxx	no para variante de equipamiento : xxx
-ESP	Braking / Drive Dynamics : for vehicles without ESP	Dinamica frenata/guida:per veicoli senza ESP	Dynamique de mouvement et de freinage : pour véhicules sans ESP	Brems-/Fahrdynamik : für Fahrzeuge ohne ESP	Dinámica de frenado / conducción : para vehículos sin ESP
Estate	Body Type : Estate	Tipo carrozzeria:Station wagon	Type de carrosserie : Break	Aufbauart : Kombi	Tipo de carrocería : Ranchera familiar
-e-throttle	Vehicle Equipment : for vehicles without e-throttle	Equipaggiamento veicolo:per veicoli senza accelerazione elettronica	Équipement véhicule : pour véhicules sans accélérateur électrique	Fahrzeugausstattung : für Fahrzeuge ohne E-Gas	Equipamiento de vehículo : para vehículos sin aceptor electrónico
euro 1	Exhaust Emission Norm : Euro 1	Norma sui gas di scarico:Euro 1	Norme concernant les gaz d'échappement : Euro 1	Abgasnorm : Euro 1	Norma de emisiones : Euro 1
euro 2	Exhaust Emission Norm : Euro 2	Norma sui gas di scarico:Euro 2	Norme concernant les gaz d'échappement : Euro 2	Abgasnorm : Euro 2	Norma de emisiones : Euro 2
euro 3	Exhaust Emission Norm : Euro 3	Norma sui gas di scarico:Euro 3	Norme concernant les gaz d'échappement : Euro 3	Abgasnorm : Euro 3	Norma de emisiones : Euro 3
euro 3 (D3)	Exhaust Emission Norm : Euro 3 (D3)	Norma sui gas di scarico:Euro 3 (D3)	Norme concernant les gaz d'échappement : Euro 3 (D3)	Abgasnorm : Euro 3 (D3)	Norma de emisiones : Euro 3
euro 4 (D4)	Exhaust Emission Norm : Euro 4 (D4)	Norma sui gas di scarico:Euro 4 (D4)	Norme concernant les gaz d'échappement : Euro 4 (D4)	Abgasnorm : Euro 4 (D4)	Norma de emisiones : Euro 4
euro 5	Exhaust Emission Norm : Euro 5	Norma sui gas di scarico:Euro 5	Norme concernant les gaz d'échappement : Euro 5	Abgasnorm : Euro 5	Norma de emisiones : Euro 5
euro 6	Exhaust Emission Norm : Euro 6	Norma sui gas di scarico:Euro 6	Norme concernant les gaz d'échappement : Euro 6	Abgasnorm : Euro 6	Norma de emisiones : Euro 6
euro1/euro2	Exhaust Emission Norm : Euro1/Euro2	Norma sui gas di scarico:Euro1/Euro2	Norme concernant les gaz d'échappement : Euro1/Euro2	Abgasnorm : Euro1/Euro2	Norma de emisiones : Euro1/Euro2
euro2/euro3	Exhaust Emission Norm : Euro2/Euro3	Norma sui gas di scarico:Euro2/Euro3	Norme concernant les gaz d'échappement : Euro2/Euro3	Abgasnorm : Euro2/Euro3	Norma de emisiones : Euro2/Euro3
euro3/euro4	Exhaust Emission Norm : Euro3/Euro4	Norma sui gas di scarico:Euro3/Euro4	Norme concernant les gaz d'échappement : Euro3/Euro4	Abgasnorm : Euro3/Euro4	Norma de emisiones : Euro3/Euro4
euro4/euro5	Exhaust Emission Norm : Euro4/Euro5	Norma sui gas di scarico:Euro4/Euro5	Norme concernant les gaz d'échappement : euro4 euro5	Abgasnorm : Euro4/Euro5	Norma de emisiones : Euro 4/Euro 5
euro5/euro6	Exhaust Emission Norm : Euro5/Euro6	Norma sui gas di scarico:Euro5/Euro6	Norme concernant les gaz d'échappement : Euro5/Euro6	Abgasnorm : Euro5/Euro6	Norma de emisiones : Euro5/Euro6
Exhaust Turbocharger	Charge Type : Exhaust Turbocharger	Tipo di sovralimentazione:Turbocompressore a gas scarico	Type de chargement : Turbocompresseur à gaz d'échappement	Aufladungsart : Abgasturbolader	Tipo de sobrealimentación : Turbocompresor de gases de escape
flexfuel	Fuel Type : Flexfuel	Tipo carburante:Flexfuel	Type de carburant : Flexfuel	Kraftstoffart : Flexfuel	Tipo de combustible : Flexfuel



APPLICATION LIST GLOSSARY

FA-SWI18Q4

· GLOSSARIO GUIDA APPLICAZIONI · GLOSSAIRE LISTE D'APPLICATIONS · GLOSSAR DER VERWENDUNGSLISTE · GLOSARIO LISTA APLICACIONES

#	ENGLISH	ITALIANO	FRANÇAIS	DEUTSCH	ESPAÑOL
for 1st gear	Number of Gears : for 1st gear	N° marce:per 1ª marcia	Nombre de vitesses : pour 1re vitesse	Ganganzahl : für 1. Gang	Número de marchas : para primera marcha
for catalytic converter	Exhaust System : for catalytic converter	Impianto gas scarico:per catalizzatore	Système d'échappement : pour catalyseur	Abgasanlage : für Katalysator	Sistema de escape : para catalizador
for cold climates	Climate Zones : for cold climates	Zone climatiche:per climi freddi	zones climatisées : pour climat froid	Klimazonen : für kalte Klimazonen	Zonas climáticas : para zonas con clima frío
for cylinder : xxx	for cylinder : xxx	per cilindro : xxx	pour cylindre : xxx	für Zylinder : xxx	para cilindro : xxx
for DPF	Exhaust System : for soot particulate filter	Impianto gas scarico:per filtro antiparticolato	Système d'échappement : pour filtre à particules	Abgasanlage : für Rußpartikelfilter	Sistema de escape : para filtro de partículas
for drive shaft (oil pump)	Supplementary Article/Info 2 : for drive shaft (oil pump)	Articolo complementare/ Info integrativa 2:per albero primario (Pompa olio)	Article complémentaire / Info complémentaire 2 : pour arbre de commande (pompe à huile)	Ergänzungsartikel/ Ergänzende Info 2 : für Antriebswelle (Ölpumpe)	Artículo complementario / información complementaria 2 : para eje bomba aceite
-for driving school cars	Special Purpose Vehicle : not for driving school cars	Autoveicolo usi speciali:Non per vettura per scuola guida	Véhicule à usage spécial : pas pour véhicules d'auto-école	Sondereinsatz-Fzg : nicht für Fahrschulwagen	Vehículo especial : no para veh. autoescuela
for dusty conditions	Supplementary Article/Info 2 : for dusty conditions	Articolo complementare/Info integrativa 2:per condizioni d'impiego molto polverose	Article complémentaire / Info complémentaire 2 : pour conditions d'usage poussiéreuse	Ergänzungsartikel/Ergänzende Info 2 : für staubreiche Einsatzbedingungen	Artículo complementario / información complementaria 2 : para ambiente con mucho polvo
for engines with dual-mass flywheel	Engine Version : for engines with dual-mass flywheel	Equipaggiamento motore:per motori con volano bimassa	Équipement moteur : pour moteurs avec volant bimasse	Motorausstattung : für Motoren mit Zweimassenschwungrad	Equipamiento del motor : para motores con volante bimasa
for engines with EGR	Engine Version : for engines with EGR	Equipaggiamento motore:per motori con ricircolo gas scarico	Équipement moteur : pour moteurs avec recyclage des gaz d'échappement	Motorausstattung : für Motoren mit Abgasrückführung	Equipamiento del motor : para motores con recirculación de gases de escape
for engines with secondary air intake	Engine Version : for engines with secondary air intake	Equipaggiamento motore:per motori con aria secondaria iniettata	Équipement moteur : pour moteurs avec injection d'air secondaire	Motorausstattung : für Motoren mit Sekundärlufteinblasung	Equipamiento del motor : para motores con inyección de aire complementario
for engines without dual-mass flywheel	Engine Version : for engines without dual-mass flywheel	Equipaggiamento motore:per motori senza volano bimassa	Équipement moteur : pour moteurs sans volant bimasse	Motorausstattung : für Motoren ohne Zweimassenschwungrad	Equipamiento del motor : para motores sin volante bimasa
for engines without EGR	Engine Version : for engines without EGR	Equipaggiamento motore:per motori senza ricircolo gas scarico	Équipement moteur : pour moteurs sans recyclage des gaz d'échappement	Motorausstattung : für Motoren ohne Abgasrückführung	Equipamiento del motor : para motores sin recirculación de gases de escape
for ethanol petrol (E85)	Suited for fuel type : Ethanol Petrol (E85)	idoneo per tipo carburante:Etanolo-Benzina (E85)	adapté pour type de carburant : Biéthanol (E85)	geeignet für Kraftstoffart : Ethanol-Benzin (E85)	adecuado para tipo carburante : Gasolina - etanol (E85)
for extended wheelbase	Wheelbase : for extended wheelbase	Passo ruote:per passo allungato	Empattement : pour empattement rallongé	Radstand : für verlängerten Radstand	Distancia entre ejes : para distancia entre ejesprolongada
for facelift	for facelift : xxx	per Facelift : xxx	pour facelift : xxx	für Facelift : xxx	para facelift : xxx
for high compression engines	Engine Version : for high compression engines	Equipaggiamento motore:per motori ad alta compressione	Équipement moteur : pour moteurs à haute compression	Motorausstattung : für hochverdichtete Motoren	Equipamiento del motor : para motores de alta compresión
for hot climate zones	Climate Zones : for hot climate zones	Zone climatiche:per climi caldi	zones climatisées : pour climat chaud	Klimazonen : für heiße Klimazonen	Zonas climáticas : para zonas de clima cálido
for individual equipment ID : xxx	for individual equipment ID : xxx	per ID-equipaggiamento individuale : xxx	pour ID d'équipement individuel : xxx	für Individualausstattungs-ID : xxx	para ID equipamiento individual : xxx
for integrated housing	Housing Type : for integrated housing	Tipo alloggiamento:per alloggiamento integrato	Type de boîtier : pour boîtier intégré	Gehäusotyp : für integrierte Gehäuse	Tipo de cárter/carcasa : para carcasa (cárter) integrada
for lead-free fuel	Supplementary Article/Info 2 : for lead-free fuel	Articolo complementare/ Info integrativa 2:per carburante senza piombo	Article complémentaire / Info complémentaire 2 : pour essence sans plomb	Ergänzungsartikel/Ergänzende Info 2 : für bleifreien Kraftstoff	Artículo complementario / información complementaria 2 : para gasolina sin plomo
for low compression engines	Engine Version : for low compression engines	Equipaggiamento motore:per motori a bassa compressione	Équipement moteur : pour moteurs à basse compression	Motorausstattung : für niedrigverdichtete Motoren	Equipamiento del motor : para motores de baja compresión
for manuf. exhaust norm : xxx	for manufacturer exhaust norm : xxx	per norma sui gas di scarico-Costruttore : xxx	pour norme des gaz d'échappementdes fabricants : xxx	für Hersteller-Abgasnorm : xxx	para norma de emisión/ fabricante : xxx
for mechanically actuated throttle	Supplementary Article/Info 2 : for mechanically actuated throttle	Articolo complementare/ Info integrativa 2:per valvola a farfalla ad	Article complémentaire / Info complémentaire 2 : pour papillon des gaz commandé	Ergänzungsartikel/Ergänzende Info 2 : für mechanisch betätigte Drosselklappe	Artículo complementario / información complementaria 2 : para mariposa accionada
FOR MODEL : : xxx	for model year : xxx	per anno d. modello : xxx	pour année : xxx	für Modelljahr : xxx	para modelo (año) : xxx
for natural gas	Suited for fuel type : Natural Gas	idoneo per tipo carburante:Metano	adapté pour type de carburant : Gas naturel	geeignet für Kraftstoffart : Erdgas	adecuado para tipo carburante : Gas natural
for pre-catalyst	Exhaust System : for pre-catalyst	Impianto gas scarico:per precatalizzatore	Système d'échappement : pour précatalyseur	Abgasanlage : für Vorkatalysator	Sistema de escape : para catalizador previo
FOR : : xxx	Country-spec. model : xxx	Modello p. paesi : xxx	Type de pays : xxx	Länderausführung : xxx	Modelo por país : xxx
FP In fuel tank	Fitting Position : in fuel tank	Lato montaggio:nel serbatoio carburante	Côté d'assemblage : dans le réservoir de carburant	Einbauseite : im Kraftstoffbehälter	Lado de montaje : incl. depósito combustible



APPLICATION LIST GLOSSARY

FA-SWI18Q4

-GLOSSARIO GUIDA APPLICAZIONI -GLOSSAIRE LISTE D'APPLICATIONS -GLOSSAR DER VERWENDUNGSLISTE -GLOSARIO LISTA APLICACIONES

#	ENGLISH	ITALIANO	FRANÇAIS	DEUTSCH	ESPAÑOL
FP Inner	Fitting Position : inner	Lato montaggio:interno	Côté d'assemblage : intérieur	Einbauseite : innen	Lado de montaje : interior
FP after soot particulate filter	Fitting Position : after soot particulate filter	Lato montaggio:dopo il/ al Filtro antiparticolato	Côté d'assemblage : après filtre à particules	Einbauseite : nach Rußpartikelfilter	Lado de montaje : con filtro de partículas
FP Air Filter Housing	Fitting Position : Air Filter Housing	Lato montaggio:Carter filtro aria	Côté d'assemblage : Boîtier de filtre à air	Einbauseite : Luftfiltergehäuse	Lado de montaje : Caja filtro de aire
FP before soot particulate filter	Fitting Position : before soot particulate filter	Lato montaggio:davanti al filtro antiparticolato	Côté d'assemblage : devant le filtre à particules	Einbauseite : vor Rußpartikelfilter	Lado de montaje : antes de filtro de partículas
FP Behind exhaust turbo charger	Fitting Position : Behind exhaust turbo charger	Lato montaggio:a valle del turbocompressore	Côté d'assemblage : derrière turbocompresseur	Einbauseite : nach Abgasturbolader	Lado de montaje : al turbocompresor de gases de escape
FP Boot	Fitting Position : Boot	Lato montaggio:Bagagliaio	Côté d'assemblage : Coffre à bagages	Einbauseite : Kofferraum	Lado de montaje : Maletero
FP Brake Booster	Fitting Position : Brake Booster	Lato montaggio:Servofreno	Côté d'assemblage : Servofrein	Einbauseite : Bremskraftverstärker	Lado de montaje : Servofrenos
FP Centre	Fitting Position : Centre	Lato montaggio:centro	Côté d'assemblage : centre	Einbauseite : mitte	Lado de montaje : centro
FP Compressor Side	Fitting Position : Compressor Side	Lato montaggio:Lato compressore	Côté d'assemblage : Côté compresseur	Einbauseite : Verdichterseite	Lado de montaje : compresor
FP Cylinder Head	Fitting Position : Cylinder Head	Lato montaggio:Testa a cilindro	Côté d'assemblage : Culasse de cylindre	Einbauseite : Zylinderkopf	Lado de montaje : Cabeza cilíndrica
FP Elbow at exhaust manifold	Fitting Position : Elbow at exhaust manifold	Lato montaggio:Curva al collettore per scarico	Côté d'assemblage : Tube coudé au collecteur d'échappement	Einbauseite : Rohrkrümmer an Abgaskrümmer	Lado de montaje : codo en colector de escape
FP End Silencer	Fitting Position : End Silencer	Lato montaggio:Silenziatore posteriore	Côté d'assemblage : Silencieux arrière	Einbauseite : Endschalldämpfer	Lado de montaje : Silenciador posterior
FP Engine Side	Fitting Position : Engine Side	Lato montaggio:Lato motore	Côté d'assemblage : du côté moteur	Einbauseite : motorseitig	Lado de montaje : motor
FP Exhaust Manifold	Fitting Position : Exhaust Manifold	Lato montaggio:Collettore gas scarico	Côté d'assemblage : Collecteur des gaz d'échappement	Einbauseite : Abgaskrümmer	Lado de montaje : Colector de escape
FP Exhaust Pipe at exh. Turbocharger	Fitting Position : Exhaust Pipe at exhaust turbocharger	Lato montaggio:Condotto gas scarico a Turbocompressore a gas scarico	Côté d'assemblage : Tuyau d'échappement au turbocompresseur	Einbauseite : Abgasrohr an Abgasturbolader	Lado de montaje : Colector de escape en turbocompresor
FP Exhaust Pipe on silencer	Fitting Position : Exhaust Pipe on silencer	Lato montaggio:Tubo gas scarico alla marmitta	Côté d'assemblage : Tuyau d'échappement au silencieux	Einbauseite : Abgasrohr an Schalldämpfer	Lado de montaje : Tubo de escape en silenciador
FP Fan side	Fitting Position : Fan side	Lato montaggio:lato ventola	Côté d'assemblage : du côté du ventilateur	Einbauseite : lüfterseitig	Lado de montaje : del lado del ventilador
FP Flywheel side	Fitting Position : Flywheel side	Lato montaggio:lato disco del volante	Côté d'assemblage : du côté du volant moteur	Einbauseite : schwungradseitig	Lado de montaje : del lado del volante
FP Front	Fitting Position : Front	Lato montaggio:anteriore	Côté d'assemblage : avant	Einbauseite : vorne	Lado de montaje : delante
FP Front and Rear	Fitting Position : Front and Rear	Lato montaggio:anteriore e posteriore	Côté d'assemblage : avant et arrière	Einbauseite : vorne und hinten	Lado de montaje : delante y detrás
FP Front Axle Left	Fitting Position : Front Axle Left	Lato montaggio:Assale anteriore Sx	Côté d'assemblage : Essieu avant gauche	Einbauseite : Vorderachse links	Lado de montaje : Eje delantero, izquierda
FP Front Axle left and right	Fitting Position : Front Axle left and right	Lato montaggio:Assale anteriore bilaterale	Côté d'assemblage : des deux côtés de l'essieu avant	Einbauseite : Vorderachse beidseitig	Lado de montaje : eje delantero, ambos lados
FP Front Axle Right	Fitting Position : Front Axle Right	Lato montaggio:Assale anteriore Dx	Côté d'assemblage : Essieu avant droit	Einbauseite : Vorderachse rechts	Lado de montaje : Eje delantero, derecha
FP Fuel Line	Fitting Position : Fuel Line	Lato montaggio:Condotto carburante	Côté d'assemblage : Tube d'alimentation	Einbauseite : Kraftstoffleitung	Lado de montaje : Tubería de combustible
FP In front of exhaust turbocharger	Fitting Position : in front of exhaust turbocharger	Lato montaggio:davanti a turbocompressore	Côté d'assemblage : devant le turbocompresseur à gaz d'échappement	Einbauseite : vor Abgasturbolader	Lado de montaje : de turbocompresor escape
FP In front of the catalyst	Fitting Position : in front of the catalyst	Lato montaggio:davanti al catalizzatore	Côté d'assemblage : devant le catalyseur	Einbauseite : vor Katalysator	Lado de montaje : delante del catalizador
FP In front of the radiator	Fitting Position : in front of the radiator	Lato montaggio:davanti al radiatore	Côté d'assemblage : devant le radiateur	Einbauseite : vor dem Kühler	Lado de montaje : delante del radiador
FP in transm.housing	Fitting Position : in transmission housing	Lato montaggio:nella scatola del cambio	Côté d'assemblage : dans la boîte de transmission	Einbauseite : im Getriebegehäuse	Lado de montaje : en cárter de transmisión
FP Inlet	Fitting Position : Inlet	Lato montaggio:Entrata	Côté d'assemblage : Entrée	Einbauseite : Eingang	Lado de montaje : Entrada
FP Intake Manifold	Fitting Position : Intake Manifold	Lato montaggio:Collettore d'aspirazione	Côté d'assemblage : Collecteur d'admission	Einbauseite : Ansaugkrümmer	Lado de montaje : Colector de admisión
FP Intake Side	Fitting Position : Intake Side	Lato montaggio:Lato aspirazione	Côté d'assemblage : Côté d'admission	Einbauseite : Einlassseite	Lado de montaje : Lado de admisión



APPLICATION LIST GLOSSARY

FA-SWI18Q4

·GLOSSARIO GUIDA APPLICAZIONI ·GLOSSAIRE LISTE D'APPLICATIONS ·GLOSSAR DER VERWENDUNGSLISTE ·GLOSARIO LISTA APLICACIONES

#	ENGLISH 	ITALIANO 	FRANÇAIS 	DEUTSCH 	ESPAÑOL
FP Intercooler	Fitting Position : Intercooler	Lato montaggio:Intercooler	Côté d'assemblage : Intercooler, échangeur	Einbauseite : Ladeluftkühler	Lado de montaje : Refrigerador de aire de sobrealimentación
FP Left	Fitting Position : Left	Lato montaggio:Sx	Côté d'assemblage : gauche	Einbauseite : links	Lado de montaje : izquierda
FP Left and right	Fitting Position : Left and right	Lato montaggio:bilaterale	Côté d'assemblage : côté conducteur + passager av.	Einbauseite : beidseitig	Lado de montaje : ambos lados
FP Left Front	Fitting Position : Left Front	Lato montaggio:anteriore Sx	Côté d'assemblage : avant gauche	Einbauseite : vorne links	Lado de montaje : Delante, izquierda
FP Left Front	Fitting Position : Left	Lato montaggio:Sx	Côté d'assemblage : gauche	Einbauseite : links	Lado de montaje : izquierda
FP Left Rear	Fitting Position : Left Rear	Lato montaggio:posteriore Sx	Côté d'assemblage : arrière gauche	Einbauseite : hinten links	Lado de montaje : Atrás izquierda
FP Lower	Fitting Position : Lower	Lato montaggio:inferiore	Côté d'assemblage : inférieur	Einbauseite : unten	Lado de montaje : debajo
FP Middle Silencer	Fitting Position : Middle Silencer	Lato montaggio:Silenziatore centrale	Côté d'assemblage : Pot de détente	Einbauseite : Mittelschalldämpfer	Lado de montaje : silenciador del medio
FP Outer	Fitting Position : Outer	Lato montaggio:Esterno	Côté d'assemblage : extérieur	Einbauseite : außen	Lado de montaje : exterior
FP Outlet	Fitting Position : Outlet	Lato montaggio:Uscita	Côté d'assemblage : Sortie	Einbauseite : Ausgang	Lado de montaje : Salida
FP Outlet Side	Fitting Position : Outlet Side	Lato montaggio:Lato scarico	Côté d'assemblage : Côté d'échappement	Einbauseite : Auslassseite	Lado de montaje : Lado de escape
FP Particulate Filter	Fitting Position : Particulate Filter	Lato montaggio:Filtro particellare	Côté d'assemblage : Filtre à particules	Einbauseite : Partikelfilter	Lado de montaje : Filtro de partículas
FP Pipe at EGR valve	Fitting Position : Pipe at EGR valve	Lato montaggio:Condotto a valvola-EGR	Côté d'assemblage : Ligne à la valve EGR	Einbauseite : Leitung an AGR-Ventil	Lado de montaje : Tubo en válvula AGR
FP Post-catalyst	Fitting Position : Post-catalyst	Lato montaggio:al Catalizzatore	Côté d'assemblage : après catalyseur	Einbauseite : nach Katalysator	Lado de montaje : después de catalizador
FP Rear	Fitting Position : Rear	Lato montaggio:posteriore	Côté d'assemblage : arrière	Einbauseite : hinten	Lado de montaje : posterior
FP Rear Axle	Fitting Position : Rear Axle	Lato montaggio:Assale posteriore	Côté d'assemblage : Essieu arrière	Einbauseite : Hinterachse	Lado de montaje : Eje trasero
FP Rear Axle Left	Fitting Position : Rear Axle Left	Lato montaggio:Assale posteriore Sx	Côté d'assemblage : Essieu arrière gauche	Einbauseite : Hinterachse links	Lado de montaje : Eje trasero izquierda
FP Rear Axle left and right	Fitting Position : Rear Axle left and right	Lato montaggio:Assale post. bilaterale	Côté d'assemblage : des deux côtés du pont arrière	Einbauseite : Hinterachse beidseitig	Lado de montaje : eje trasero ambos lados
FP Rear Axle Right	Fitting Position : Rear Axle Right	Lato montaggio:Assale posteriore Dx	Côté d'assemblage : Essieu arrière droit	Einbauseite : Hinterachse rechts	Lado de montaje : Eje trasero, derecha
FP right	Fitting Position : Right	Lato montaggio:Dx	Côté d'assemblage : droite	Einbauseite : rechts	Lado de montaje : derecha
FP Right front	Fitting Position : Right Front	Lato montaggio:anteriore Dx	Côté d'assemblage : avant droite	Einbauseite : vorne rechts	Lado de montaje : Delante, derecha
FP Right Rear	Fitting Position : Right Rear	Lato montaggio:posteriore Dx	Côté d'assemblage : arrière droite	Einbauseite : hinten rechts	Lado de montaje : Atrás derecha
FP Throttle Housing	Fitting Position : Throttle Housing	Lato montaggio:Sede valvola a farfalla	Côté d'assemblage : Boîtier papillon	Einbauseite : Drosselklappengehäuse	Lado de montaje : Caja mariposa
FP to cylinder 3	Fitting Position : to cylinder 3	Lato montaggio:al cilindro 3	Côté d'assemblage : au cylindre 3	Einbauseite : zum Zylinder3	Lado de montaje : al cilindro 3
FP to cylinder 4	Fitting Position : to cylinder 4	Lato montaggio:al cilindro 4	Côté d'assemblage : au cylindre 4	Einbauseite : zum Zylinder4	Lado de montaje : al cilindro 4
FP Transmission End	Fitting Position : Transmission End	Lato montaggio:sul lato del cambio	Côté d'assemblage : du côté boîte de vitesses	Einbauseite : getriebeseitig	Lado de montaje : lado de engranaje
FP Turbine Inlet	Fitting Position : Turbine Inlet	Lato montaggio:Entrata turbina	Côté d'assemblage : Entrée de turbine	Einbauseite : Turbineneingang	Lado de montaje : Entrada turbina
FP Upper	Fitting Position : Upper	Lato montaggio:Superiore	Côté d'assemblage : supérieur	Einbauseite : oben	Lado de montaje : arriba
FP Water Pump	Fitting Position : Water Pump	Lato montaggio:Pompa acqua	Côté d'assemblage : Pompe à eau	Einbauseite : Wasserpumpe	Lado de montaje : bomba de agua
fuel formation : carburettor	Fuel Mixture Formation : Carburettor	Preparazione carburante:Carburatore	Préparation de carburant : Carburateur	Kraftstoffaufbereitung : Vergaser	Preparación del combustible : Carburador
fuel formation : direct injection	Fuel Mixture Formation : Direct Injection	Preparazione carburante:Iniezione diretta	Préparation de carburant : Injection directe	Kraftstoffaufbereitung : Direkteinspritzung	Preparación del combustible : Inyección directa
fuel formation : motronic	Fuel Mixture Formation : Motronic	Preparazione carburante:Motronic	Préparation de carburant : Motronic	Kraftstoffaufbereitung : Motronic	Preparación del combustible : Motronic
-full-automatic parking aid system	Vehicle Equipment : for vehicles without full-automatic parking aid	Equipaggiamento veicolo:per veicoli senza sistema assistenza parcheggio automatico	Équipement véhicule : pour véhicules sans système d'aide au stationnement auto.	Fahrzeugausstattung : für Fahrzeuge ohne vollautomatisches	Equipamiento de vehículo : para vehículos sin asist. aparcamiento totalmente automático
FWD	Drive Type : Front Wheel Drive	Tipo trazione:Trazione anteriore	Type de motricité : Traction avant	Antriebsart : Frontantrieb	Tipo de tracción : Tracción delantera



APPLICATION LIST GLOSSARY

FA-SWI18Q4

-GLOSSARIO GUIDA APPLICAZIONI -GLOSSAIRE LISTE D'APPLICATIONS -GLOSSAR DER VERWENDUNGSLISTE -GLOSARIO LISTA APLICACIONES

#	ENGLISH	ITALIANO	FRANÇAIS	DEUTSCH	ESPAÑOL
gasoline direct inj. with stratified charge	Gasoline direct inj. with stratified charge	Iniezione diretta benzina con carica stratificata	Injection directe essence avec charge stratifiée	Benzindirekteinspritzung mit Schichtladung	Inyección directa gasolina con carga estratificada
gasoline direct inj. without stratified charge	Gasoline direct inj. without stratified charge	Iniezione diretta benzina senza carica stratificata	Injection directe essence sans charge stratifiée	Benzindirekteinspritzung ohne Schichtladung	Inyección directa gasolina sin carga estratificada
Generally overhauled	Generally overhauled : xxx	completamente revisionato : xxx	Entièrement révisé(e) : xxx	generalüberholt : xxx	completamente reacondicionado : xxx
Hardtop	Body Type : Hardtop	Tipo carrozzeria:Hardtop	Type de carrosserie : Hardtop	Aufbauart : Hardtop	Tipo de carrocería : tapa dura
hatchback	Body Type : Hatchback	Tipo carrozzeria:2 volumi /Coda spiovente	Type de carrosserie : 3/5 portes	Aufbauart : Schrägheck	Tipo de carrocería : Fastback
high pressure side	Supplementary Article/Info 2 : High Pressure Side	Articolo complementare/Info integrativa 2:Lato alta pressione	Article complémentaire / Info complémentaire 2 : Côté haute pression	Ergänzungsartikel/Ergänzende Info 2 : Hochdruckseite	Artículo complementario / información complementaria 2 : lado alta presión
-hill start assist	Vehicle Equipment : for vehicles without hill start assist	Equipaggiamento veicolo:per veicoli senza hill holder / assist. partenze in salita	Équipement véhicule : pour véhicules sans aide au démarrage en pente	Fahrzeugausstattung : für Fahrzeuge ohne Berganfahrhilfe	Equipamiento de vehículo : para vehículos sin auxiliar de ascenso
-immobilizer	Vehicle Equipment : for vehicles without immobilizer	Equipaggiamento veicolo:per veicoli senza immobilizzatore	Équipement véhicule : pour véhicules sans immobilisateur antivol	Fahrzeugausstattung : für Fahrzeuge ohne Wegfahrsperre	Equipamiento de vehículo : para vehículos sin sistema de inmovilización
In charge air cross pipe	In the charge air cross pipe	Nel tubo trasversale per Intercooler	Dans le tube transversal air de suralimentation	Im Ladeluftquerrohr	En el tubo transversal de aire de sobrealimentación
in front of the catalyst	Exhaust System : in front of the catalyst	Impianto gas scarico:davanti al catalizzatore	Système d'échappement : devant le catalyseur	Abgasanlage : vor Katalysator	Sistema de escape : delante del catalizador
info : xxx	Technical Information Number : xxx	N° informazione tecnica : xxx	Numéro d'information technique : xxx	Technische Informationsnummer : xxx	N° de información técnica : xxx
installed in the exhaust gas system	installed in the exhaust gas system	montato nell'impianto gas di scarico	monté dans l'apparat de gaz d'échappement	im Abgassystem eingebaut	instalado en el sistema de gas de escape
integrated housing	Housing Type : Integrated housing	Tipo alloggiamento:Alloggiamento integrato	Type de boîtier : Boîtier intégré	Gehäusotyp : integriertes Gehäuse	Tipo de cárter/carcasa : Carcasa (cárter) incorporada
-keyless Entry/Go system	Vehicle Equipment : for vehicles without keyless Entry/Go system	Equipaggiamento veicolo:per veic. senza sistema apri porte e avviamento senza chiave	Équipement véhicule : pour véhicules sans système sans clé/entrer/partir	Fahrzeugausstattung : für Fahrzeuge ohne Keyless-Entry/Go-System	Equipamiento de vehículo : para vehic. sin sistema Keyless ENTRY/Go
L = : xxxmm	Length [mm] : xxx	Lunghezza [mm] : xxx	Longueur [mm] : xxx	Länge [mm] : xxx	Longitud [mm] : xxx
L = : xxxmm	Cable Length [mm] : xxx	Lunghezza cavo [mm] : xxx	Longueur câble [mm] : xxx	Kabellänge [mm] : xxx	Longitud de cable [mm] : xxx
L1 = : xxxmm	Length 1 [mm] : xxx	Lunghezza 1 [mm] : xxx	Longueur 1 [mm] : xxx	Länge 1 [mm] : xxx	Longitud 1 [mm] : xxx
L3	Exhaust Emission Norm : L3	Norma sui gas di scarico:L3	Norme concernant les gaz d'échappement : L3	Abgasnorm : L3	Norma de emisiones : L3
L4	Exhaust Emission Norm : L4	Norma sui gas di scarico:L 4	Norme concernant les gaz d'échappement : L4	Abgasnorm : L4	Norma de emisiones : L4
lambda sensor : diagnostic probe	Lambda Sensor : Diagnostic Probe	Sonda lambda:Sonda diagnostica	Sonde lambda : Sonde de diagnostic	Lambdasonde : Diagnosesonde	Sonda lambda : Sonda de diagnosis
lambda sensor : regulating probe	Lambda Sensor : Regulating Probe	Sonda lambda:Sonda di regolazione	Sonde lambda : Sonde de régulation	Lambdasonde : Regelsonde	Sonda lambda : Sonda de regulación
lambda sensor : unheated	Lambda Sensor : Unheated	Sonda lambda:non riscaldato	Sonde lambda : non chauffé	Lambdasonde : unbeheizt	Sonda lambda : sin calentamiento
-lane assist	Vehicle Equipment : for vehicles without lane assist	Equipaggiamento veicolo:per veicoli senza assistente cambio corsia	Équipement véhicule : pour véhicules sans alerte de franchissement de la ligneAFIL	Fahrzeugausstattung : für Fahrzeuge ohne Spurhalteassistent	Equipamiento de vehículo : para vehículos sin asistente de control de carril
-lane change assistant	Vehicle Equipment : for vehicles without lane change assistant	Equipaggiamento veicolo:per veicoli senza BLIS (Blind Spot Information System)	Équipement véhicule : pour véhicules sans assistance de changement de voie	Fahrzeugausstattung : für Fahrzeuge ohne Spurwechselsassistent	Equipamiento de vehículo : para vehículos sin asistente de cambio de carril
left connector	Supplementary Article/Info 2 : Left Connector	Articolo complementare/ Info integrativa 2:Attacco/ Raccordo Sx	Article complémentaire / Info complémentaire 2 : Raccord gauche	Ergänzungsartikel/Ergänzende Info 2 : Anschluss links	Artículo complementario / información complementaria 2 : Conexión izquierda
-leveling control	Vehicle Equipment : for vehicles without leveling control	Equipaggiamento veicolo:per veicoli senza impianto correzione altezza	Équipement véhicule : pour véhicules sans correcteur d'assiette	Fahrzeugausstattung : für Fahrzeuge ohne Niveauregulierung	Equipamiento de vehículo : para vehículos sin regulación de nivel
LHD	Driver Position : for left-hand drive vehicles	Veicolo con guida a Sx/Dx:per veicolo con guida a Sx	Véhicule avec direction à gauche ou à droite : pour véhicules avec direction à gauche	Links-/Rechtslenker : für Linkslenker	Vehículo con dirección a la izquierda / derecha : para vehic. dirección izquierda
LHD/RHD	Driver Position : for left-/right-hand traffic	Veicolo con guida a Sx/ Dx:per guida a Sx/Dx	Véhicule avec direction à gauche ou à droite : pour direction à droite/à gauche	Links-/Rechtslenker : für Links-/Rechtslenker	Vehículo con dirección a la izquierda / derecha : para dirección izquierda/derecha



APPLICATION LIST GLOSSARY

FA-SWI18Q4

·GLOSSARIO GUIDA APPLICAZIONI ·GLOSSAIRE LISTE D'APPLICATIONS ·GLOSSAR DER VERWENDUNGSLISTE ·GLOSARIO LISTA APLICACIONES

#	ENGLISH	ITALIANO	FRANÇAIS	DEUTSCH	ESPAÑOL
Long Wheelbase	Wheelbase : Long Wheelbase	Passo ruote:Passo ruote lungo	Empattement : Empattement long	Radstand : langer Radstand	Distancia entre ejes : Distancia larga entre ejes
low pressure side	Supplementary Article/Info 2 : Low Pressure Side	Articolo complementare/ Info integrativa 2:Lato bassa pressione	Article complémentaire / Info complémentaire 2 : Côté basse pression	Ergänzungsartikel/Ergänzende Info 2 : Niederdruckseite	Artículo complementario / información complementaria 2 : lado baja presión
LPG	Fuel Type : Liquefied Petroleum Gas (LPG)	Tipo carburante:Gas liquefatto (GPL)	Type de carburant : Gaz liquéfié (GPL)	Kraftstoffart : Flüssiggas (LPG)	Tipo de combustible : Gas líquido (LPG)
MADE BY: : xxx	Vehicle Production Country : xxx	Paese produzione veicolo : xxx	Pays constructeur du véhicule : xxx	Fahrzeugproduktionsland : xxx	País producción vehículo : xxx
man 4 speed	Transmission Type : Manual Transmission, 4-speed	Modalità di trasmissione:Cambio manuale a 4 marce	Type d'entraînement : Boîte de vitesses manuelle à 4 vitesses	Getriebeart : Schaltgetriebe 4 Gang	Clase de caja de cambios : Manual, 4 vel.
man 5 speed	Transmission Type : Manual Transmission, 5-speed	Modalità di trasmissione:Cambio manuale a 5 marce	Type d'entraînement : Boîte de vitesses manuelle à 5 vitesses	Getriebeart : Schaltgetriebe 5 Gang	Clase de caja de cambios : Manual, 5 vel.
man 6 speed	Transmission Type : Manual Transmission, 6-speed	Modalità di trasmissione:Cambio manuale a 6 marce	Type d'entraînement : Boîte de vitesses manuelle à 6 vitesses	Getriebeart : Schaltgetriebe 6 Gang	Clase de caja de cambios : Manual, 6 vel.
man 7 speed	Transmission Type : 7-Speed Manual Transmission	Modalità di trasmissione:Cambio manuale a 7 marce	Type d'entraînement : Boîte de vitesses manuelle à 7 vitesses	Getriebeart : Schaltgetriebe 7 Gang	Clase de caja de cambios : Caja cambios 7 velocidades
man.	Transmission Type : Manual Transmission	Modalità di trasmissione:Cambio manuale	Type d'entraînement : boîte de vitesses manuelle	Getriebeart : Schaltgetriebe	Clase de caja de cambios : Caja de cambios manual
man.	Transmission Type : for manual transmission	Modalità di trasmissione:per cambio manuale	Type d'entraînement : pour boîte de vitesses manuelle	Getriebeart : für Schaltgetriebe	Clase de caja de cambios : para transmisión manual
Methyl Alcohol	Fuel Type : Methyl Alcohol	Tipo carburante:Metanolo (alcool)	Type de carburant : Methanol (alcool)	Kraftstoffart : Methanol (Alkohol)	Tipo de combustible : Metanol (alcohol)
-model : xxx	not for model : xxx	non per modello : xxx	pas pour modèle type : xxx	nicht für Baumuster : xxx	no para tipo de construcción : xxx
MODEL FROM: : xxx	Model year from : xxx	Anno modello da : xxx	Année à partir de : xxx	Modelljahr ab : xxx	año modelo desde : xxx
MODEL TO: : xxx	Model year to : xxx	Anno modello fino a : xxx	Année jusqu'à : xxx	Modelljahr bis : xxx	año modelo hasta : xxx
-motor home	Special Purpose Vehicle : not for motor home	Autoveicolo usi speciali:Non per camper	Véhicule à usage spécial : pas pour camping-cars	Sondereinsatz-Fzg : nicht für Wohnmobile	Vehículo especial : no para autocaravana
mounted on the turbo-charger	Mounted on the turbo-charger	Montato nel turbocompressore	Monté sur le turbocompresseur	Im Turbolader montiert	Montado en el compresor turbo
mounted on the turbo-charger	Without electronic injection	Senza iniezione elettronica	Sans injection électronique	Ohne elektron. Einspritzung	Sin inyección electrónica
Multi Point Injection (MPI)	Injection System : Multi Point Injection (MPI)	Sistema iniezione:MPI (Multipoint)	Système d'injection : MPI (MultiPoint)	Einspritzsystem : MPI (MultiPoint)	Sistema de inyección : MPI (MultiPoint)
naturally Asp. Eng.	Charge Type : Naturally Aspirated Engine	Tipo di sovralimentazione:Aspiratore	Type de chargement : Moteur d'aspiration	Aufladungsart : Sauger	Tipo de sobrealimentación : Aspirador
-navigation system	Vehicle Equipment : for vehicles without navigation system	Equipaggiamento veicolo:per veicoli senza sistema di navigazione satellitare	Équipement véhicule : pour véhicules sans système de navigation	Fahrzeugausstattung : für Fahrzeuge ohne Navigationssystem	Equipamiento de vehículo : para vehículos sin sistema de navegación
no specific info conc. application available	No specific info conc. application available	Informazione dettagliata sull'applicazione non disponibile	Information détaillée sur l'application pas disponible	Keine Anwendungsangabe verfügbar	Detalles de aplicación no disponibles
not for cold climates	Climate Zones : not for cold climates	Zone climatiche:Non per climi freddi	zones climatisées : pas pour climat froid	Klimazonen : nicht für kalte Klimazonen	Zonas climáticas : no para zonas con clima frío
not for dusty operating conditions	Supplementary Article/Info 2 : not for dusty operating conditions	Articolo complementare/Info integrativa 2:Non per condizioni d'impiego ricche di polvere	Article complémentaire / Info complémentaire 2 : pas pour conditions d'usage poussiéreux	Ergänzungsartikel/Ergänzende Info 2 : nicht für staubreiche Einsatzbedingungen	Artículo complementario / información complementaria 2 : no para ambientes
not for euro 3 (D3)	not for exhaust-emission standard : Euro 3 (D3)	non per norma sui gas di scarico:Euro 3 (D3)	pas pour norme de dépollution : Euro 3 (D3)	nicht für Abgasnorm : Euro 3 (D3)	no para norma emisión : Euro 3
not for euro 4 (D4)	not for exhaust-emission standard : Euro 4 (D4)	non per norma sui gas di scarico:Euro 4 (D4)	pas pour norme de dépollution : Euro 4 (D4)	nicht für Abgasnorm : Euro 4 (D4)	no para norma emisión : Euro 4
not for euro 5	not for exhaust-emission standard : Euro 5	non per norma sui gas di scarico:Euro 5	pas pour norme de dépollution : Euro 5	nicht für Abgasnorm : Euro 5	no para norma emisión : Euro 5
not for euro 6	not for exhaust-emission standard : Euro 6	non per norma sui gas di scarico:Euro 6	pas pour norme de dépollution : Euro 6	nicht für Abgasnorm : Euro 6	no para norma emisión : Euro 6
not for euro5/euro6	not for exhaust-emission standard : Euro5/Euro6	non per norma sui gas di scarico:Euro5/Euro6	pas pour norme de dépollution : Euro5/Euro6	nicht für Abgasnorm : Euro5/Euro6	no para norma emisión : Euro5/Euro6
not for extended wheelbase	Wheelbase : not for extended wheelbase	Passo ruote:Non per passo allungato	Empattement : pas pour empattement rallongé	Radstand : nicht für verlängerten Radstand	Distancia entre ejes : no para distancia entre ejes prolongada
not for facelift	not for facelift : xxx	non per Facelift : xxx	pas pour facelift : xxx	nicht für Facelift : xxx	no para facelift : xxx
not for hot climates	Climate Zones : not for hot climates	Zone climatiche:non per zone climatiche calde	zones climatisées : pas pour climat chaud	Klimazonen : nicht für heiße Klimazonen	Zonas climáticas : no para zonas con clima cálido



APPLICATION LIST GLOSSARY

FA-SWI18Q4

-GLOSSARIO GUIDA APPLICAZIONI -GLOSSAIRE LISTE D'APPLICATIONS -GLOSSAR DER VERWENDUNGSLISTE -GLOSARIO LISTA APLICACIONES

#	ENGLISH	ITALIANO	FRANÇAIS	DEUTSCH	ESPAÑOL
not for man 6 speed	Transmission Type : not for 6 speed manual transmission	Modalità di trasmissione:non per cambio manuale a 6 marce	Type d'entraînement : pas pour boîte de vitesses manuelle 6 vitesses	Getriebeart : nicht für Schaltgetriebe 6 Gang	Clase de caja de cambios : no para caja cambio 6a marcha
not for manuf. exhaust norm : xxx	not for manufacturer emission norm : xxx	non per norma sui gas di scarico-Costruttore : xxx	pas pour norme des gaz d'échappement du fabricant : xxx	nicht für Hersteller-Abgasnorm : xxx	no para norma emisión/fabricante : xxx
NOT FOR MODEL : : xxx	not for model year : xxx	non per anno modello : xxx	pas pour année : xxx	nicht für Modelljahr : xxx	no para modelo (año) : xxx
NOT FOR : : xxx	not for country-spec. model : xxx	non per versione per paese : xxx	pas pour version-pays : xxx	nicht für Länderausführung : xxx	no para modelo país : xxx
not idle for nat.gas	not suited for fuel type : Natural Gas	non idoneo per tipo carburante:Metano	pas adapté pour type de carburant : Gas naturel	nicht geeignet für Kraftstoffart : Erdgas	no adecuado para tipo combustible : Gas natural
not idle for eth.petrol (E85)	not suited for fuel type : Ethanol Petrol (E85)	non idoneo per tipo carburante:Etanolo-Benzina (E85)	pas adapté pour type de carburant : Biéthanol (E85)	nicht geeignet für Kraftstoffart : Ethanol-Benzin (E85)	no adecuado para tipo combustible : Gasolina - etanol (E85)
NOT MADE BY : : xxx	not for vehicle production country : xxx	non per paese produzione veicolo : xxx	pas pour pays constructeur du véhicule : xxx	nicht für Fahrzeugproduktionsland : xxx	no para país producción vehículos : xxx
oe : xxx	for OE number : xxx	per N° OE : xxx	pour numéro OE : xxx	für OE-Nummer : xxx	para OE N° : xxx
OM:electric	Operating Mode : Electric	Tipo funzionamento:elettrico	Type de fonctionnement : électrique	Betriebsart : elektrisch	Tipo de servicio : eléctrico
OM:electronic	Operating Mode : Electronic	Tipo funzionamento:elettronico	Type de fonctionnement : électronique	Betriebsart : elektronisch	Tipo de servicio : electrónico
OM:mechanical	Operating Mode : Mechanical	Tipo funzionamento:meccanico	Type de fonctionnement : mécanique	Betriebsart : mechanisch	Tipo de servicio : mecánico
OM:vacuum-controlled	Operating Mode : Vacuum-controlled	Tipo funzionamento:con comando a depressione	Type de fonctionnement : commandé par dépression	Betriebsart : unterdruckgesteuert	Tipo de servicio : controlado por vacío
org. : xxx	RPO number : xxx	N° organizzazione : xxx	Numéro d'organisation : xxx	Organisationsnummer : xxx	Número de organización : xxx
org. : xxx->	RPO number from : xxx	N° organizzazione da : xxx	N° d'organisation à partir de : xxx	Organisationsnummer ab : xxx	n° de organización desde : xxx
oxygen sensor with thermo shock protection	Oxygen sensor with thermo shock protection	Sonda Lambda con thermo-shock-protection	Sonde Lambda avec protection thermique	Lambdasonde mit Thermo-Shock-Protection	Sonda Lambda con protección de esfuerzo térmico
oxygen sensor without thermo shock protection	Oxygen sensor without thermo shock protection	Sonda Lambda senza thermo-shock-protection	Sonde Lambda sans protection thermique	Lambdasonde ohne Thermo-Shock-Protection	Sonda Lambda sin protección de esfuerzo térmico
-park assist system	Vehicle Equipment : for vehicles without park assist system	Equipaggiamento veicolo:per veicoli senza sistema assistenza parcheggio	Équipement véhicule : pour véhicules sans assistance partronic	Fahrzeugausstattung : für Fahrzeuge ohne Parkassistenzsystem	Equipamiento de vehículo : para vehic. sin auxiliar de aparcamiento
-park. assist	Vehicle Equipment : for vehicles without parking assist	Equipaggiamento veicolo:per veicoli senza assistenza parcheggio	Équipement véhicule : pour véhicules sans partronic	Fahrzeugausstattung : für Fahrzeuge ohne Einparkhilfe	Equipamiento de vehículo : para vehículos sin auxiliar de aparcamiento
petrol	Fuel Type : Petrol	Tipo carburante:Benзина	Type de carburant : Essence	Kraftstoffart : Benzin	Tipo de combustible : Gasolina
petrol injection	Fuel Mixture Formation : Fuel Injection	Preparazione carburante:iniezione benzina	Préparation de carburant : Injection d'essence	Kraftstoffaufbereitung : Benzineinspritzung	Preparación del combustible : Inyección de gasolina
petrol/natural gas	Petrol/Natural gas	Benзина/Metano	Essence/Methane	Benzin/Erdgas	Gasolina/Metano
Pickup	Body Type : Pickup	Tipo carrozzeria:Pick-up	Type de carrosserie : Pick-up	Aufbauart : Pick-up	Tipo de carrocería : Pick-up
POC : xxx	for POC : xxx	per POC : xxx	pour POC : xxx	für POC : xxx	para POC : xxx
-POC : xxx	not for POC : xxx	non per POC : xxx	pas pour POC : xxx	nicht für POC : xxx	no para POC : xxx
pole nr. : xxx	Number of Poles : xxx	N° poli : xxx	Nombres de pôles : xxx	Pol-Anzahl : xxx	Número de polos : xxx
-police vehicles	Special Purpose Vehicle : not for police vehicles	Autoveicolo usi speciali:Non per mezzi della polizia	Véhicule à usage spécial : pas pour voitures de police	Sondereinsatz-Fzg : nicht für Polizeifahrzeuge	Vehículo especial : no para veh.policía
-pollen filter	without pollen filter	senza filtro antipolline	sans filtre à pollen	ohne Pollenfilter	sin filtro de polen
Post-catalyst	Exhaust System : Post-catalyst	Impianto gas scarico:al Catalizzatore	Système d'échappement : après catalyseur	Abgasanlage : nach Katalysator	Sistema de escape : después de catalizador
-power steering	Vehicle Equipment : for vehicles without power steering	Equipaggiamento veicolo:per veicoli senza servosterzo	Équipement véhicule : pour véhicules sans direction assistée	Fahrzeugausstattung : für Fahrzeuge ohne Servolenkung	Equipamiento de vehículo : para vehículos sin dirección asistida
PR. : xxx	for PR number : xxx	per N° PR : xxx	pour numéro PR : xxx	für PR-Nummer : xxx	Número de PR : xxx
pressure line	Supplementary Article/Info 2 : Pressure Line	Articolo complementare/Info integrativa 2:Tubo di mandata	Article complémentaire / Info complémentaire 2 : Conduite à pression	Ergänzungsartikel/Ergänzende Info 2 : Druckleitung	Artículo complementario / información complementaria 2 : Tubería presión
prod.nr. : xxx->	Production number from : xxx	N° produzione da : xxx	N° de production à partir de : xxx	Produktionsnummer ab : xxx	n° de producción desde : xxx
prod.numb : xxx	Production Number : xxx	N° produzione : xxx	Numéro de production : xxx	Produktionsnummer : xxx	N° producción : xxx



APPLICATION LIST GLOSSARY

FA-SWI18Q4

·GLOSSARIO GUIDA APPLICAZIONI ·GLOSSAIRE LISTE D'APPLICATIONS ·GLOSSAR DER VERWENDUNGSLISTE ·GLOSARIO LISTA APLICACIONES






#	ENGLISH 	ITALIANO 	FRANÇAIS 	DEUTSCH 	ESPAÑOL
production date : xxx->	Production date from : xxx	Data di produzione da : xxx	Date de production à partir de : xxx	Produktionsdatum ab : xxx	fecha de producción desde : xxx
production date -> : xxx	Production date to : xxx	Data di produzione fino a : xxx	Date de production jusqu'à : xxx	Produktionsdatum bis : xxx	fecha de producción hasta : xxx
Qty : xxx	Quantity : xxx	Quantità : xxx	Quantité : xxx	Menge : xxx	Cantidad : xxx
-raised roof	Vehicle Equipment : for vehicles without raised roof	Equipaggiamento veicolo:per veicoli senza imperiale	Équipement véhicule : pour véhicules sans toit réhaussé	Fahrzeugausstattung : für Fahrzeuge ohne Hochdach	Equipamiento de vehículo : para vehículos sin techo alto
Rear Wheel Drive	Drive Type : Rear Wheel Drive	Tipo trazione:Trazione posteriore	Type de motricité : Propulsion	Antriebsart : Heckantrieb	Tipo de tracción : Tracción trasera
RHD	Driver Position : for right-hand drive vehicles	Veicolo con guida a Sx/Dx:per veicolo con guida a Dx	Véhicule avec direction à gauche ou à droite : pour véhicules avec direction à droite	Links-/Rechtslenker : für Rechtslenker	Vehículo con dirección a la izquierda / derecha : para vehíc. dirección a la derecha
right connector	Supplementary Article/Info 2 : Right Connector	Articolo complementare/ Info integrativa 2:Attacco/Raccordo Dx	Article complémentaire / Info complémentaire 2 : Raccord droite	Ergänzungsartikel/Ergänzende Info 2 : Anschluss rechts	Artículo complementario / información complementaria 2 : Conexión derecha
rng.type : xxx	Engine Model : xxx	Tipo motore : xxx	Type de moteur : xxx	Motorbauart : xxx	Modelo motor : xxx
SA : xxx	for SA code : xxx	per codice SA : xxx	pour SA code : xxx	für SA Code : xxx	para código SA : xxx
-SA : xxx	not for SA code : xxx	non per codice SA : xxx	pas pour SA code : xxx	nicht für SA Code : xxx	no para código SA : xxx
Saloon	Body Type : Saloon	Tipo carrozzeria:Tre volumi	Type de carrosserie : A trois volumes	Aufbauart : Stufenheck	Tipo de carrocería : Sedán
-SCR	Vehicle Equipment : for vehicles without SCR system	Equipaggiamento veicolo:per veicoli senza SCR-System	Équipement véhicule : pour véhicules sans système-SCR	Fahrzeugausstattung : für Fahrzeuge ohne SCR-System	Equipamiento de vehículo : para vehículos sin sistema SCR
see connection type	See type of connection	Vedere il tipo di connessione	Voir type de connexion	Siehe Auschlussart	Véase tipo de enchufe
-self-diagnosis system	Vehicle Equipment : for vehicles without self-diagnosis system	Equipaggiamento veicolo:per veicoli senza autodiagnostica	Équipement véhicule : pour véhicules sans système d'auto-diagnostic	Fahrzeugausstattung : für Fahrzeuge ohne Eigendiagnosesystem	Equipamiento de vehículo : para vehículos sin autodiagnosis
semiaut.	Transmission Type : Semi-automatic	Modalità di trasmissione:Semiautomatico	Type d'entraînement : semi-automatique	Getriebeart : Halbautomatik	Clase de caja de cambios : semiautomática
separate Housing	Housing Type : Separate Housing	Tipo alloggiamento:Alloggiamento separato	Type de boîtier : Boîtier séparé	Gehäusertyp : separates Gehäuse	Tipo de cárter/carcasa : Carcasa (cárter) separada
seq/Man	Transmission Type : Sequential Manual Transmission	Modalità di trasmissione:Cambio manuale sequenziale	Type d'entraînement : Boîte de vitesses séquentiel	Getriebeart : Schaltgetriebe sequentiell	Clase de caja de cambios : Caja de cambios manual, secuencial
-seq/Man	Transmission Type : not for sequential manual transmission	Modalità di trasmissione:non per cambio manuale sequenziale	Type d'entraînement : pas pour boîte de vitesse séquentielle	Getriebeart : nicht für Schaltgetriebe sequentiell	Clase de caja de cambios : no para caja de cambios secuencial
service exchange part	Service exchange part : xxx	Ricambio di rotazione : xxx	Echange standard : xxx	Austauschteil : xxx	Pieza de intercambio : xxx
-servotronic steering	Vehicle Equipment : for vehicles without servotronic steering	Equipaggiamento veicolo:per veicoli senza sterzo Servotronic	Équipement véhicule : pour véhicules sans direction SERVOTRONIC	Fahrzeugausstattung : für Fahrzeuge ohne Servotronic-Lenkung	Equipamiento de vehículo : para vehículos sin dirección Servotronic
shape conical	Shape : Conical	Forma:conico	Forme : en forme de cône	Form : Kegelform	Forma : forma cónica
shape I form	Shape : I Form	Forma:Forma ad I	Forme : en forme de I	Form : I-Form	Forma : En I
shape L form	Shape : L Form	Forma:Forma ad L	Forme : en forme de L	Form : L-Form	Forma : En L
shape off-set	Shape : Off-set	Forma:a gomito	Forme : coudé	Form : gekröpft	Forma : acodado
shape round	Shape : Round	Forma:rotondo	Forme : rond	Form : rund	Forma : redondo
shape square	Shape : Square	Forma:quadrato	Forme : carré(e)	Form : quadratisch	Forma : cuadrada
shape straight	Shape : straight	Forma:diritto	Forme : droit	Form : gerade	Forma : recto
shape tetragonal	Shape : Tetragonal	Forma:quadrangolare	Forme : carré(e)	Form : viereckig	Forma : rectangular
Short Wheelbase	Wheelbase : Short Wheelbase	Passo ruote:Passo ruote corto	Empattement : Empattement court	Radstand : kurzer Radstand	Distancia entre ejes : distancia corta entre ejes
SOHC/OHC	Camshaft : SOHC/OHC	Albero a camme:SOHC/OHC	Arbre à cames : SOHC/OHC	Nockenwelle : SOHC/OHC	Árbol de levas : SOHC/OHC
-soot filter	Catalytic Converter Type : for vehicles without soot filter	Tipo catalizzatore:per veicoli senza filtro antiparticolato	Type de catalyseur : pour véhicules sans filtre à particules	Katalysatorart : für Fahrzeuge ohne Rußpartikelfilter	Tipo de catalizador : para vehículos sin filtro de partículas
-special-purpose vehicles	Special Purpose Vehicle : not for special-purpose vehicles	Autoveicolo usi speciali:Non per veicoli speciali	Véhicule à usage spécial : pas pour véhicules spéciaux	Sondereinsatz-Fzg : nicht für Sonderfahrzeuge	Vehículo especial : no para veh. especiales
-sport rear silencer	Vehicle Equipment : for vehicles without sport rear silencer	Equipaggiamento veicolo:per veicoli senza silenziatore posteriore sportivo	Équipement véhicule : pour véhicules sans silencieux arrière sport	Fahrzeugausstattung : für Fahrzeuge ohne Sport-Endschalldämpfer	Equipamiento de vehículo : para vehículos sin silenciador terminal deportivo



APPLICATION LIST GLOSSARY

FA-SWI18Q4

-GLOSSARIO GUIDA APPLICAZIONI -GLOSSAIRE LISTE D'APPLICATIONS -GLOSSAR DER VERWENDUNGSLISTE -GLOSARIO LISTA APLICACIONES






#	ENGLISH 	ITALIANO 	FRANÇAIS 	DEUTSCH 	ESPAÑOL 
-sports package	Vehicle Equipment : for vehicles without sports package	Equipaggiamento veicolo:per veicoli senza pacchetto sportivo	Équipement véhicule : pour véhicules sans équipement sport	Fahrzeugausstattung : für Fahrzeuge ohne Sportpaket	Equipamiento de vehículo : para vehículos sin paquete sport
-start-stop function	Vehicle Equipment : for vehicles without start-stop function	Equipaggiamento veicolo:per veicoli senza funzione di start-stop	Équipement véhicule : pour véhicules sans fonction Stop/Start	Fahrzeugausstattung : für Fahrzeuge ohne Start-Stopp-Funktion	Equipamiento de vehículo : para vehículos sin sistema Start&Stop
-steering column gear shift	Vehicle Equipment : for vehicles without steering column gear shift	Equipaggiamento veicolo:per veicoli con cambio al volante	Équipement véhicule : pour véhicules sans commande de vitesses au volant	Fahrzeugausstattung : für Fahrzeuge ohne Lenkradschaltung	Equipamiento de vehículo : für Fahrzeuge sin conmutador al volante
suction pipe	Supplementary Article/Info 2 : Suction Pipe	Articolo complementare/ Info integrativa 2:Condotto aspirazione	Article complémentaire / Info complémentaire 2 : Conduite d'admission	Ergänzungsartikel/Ergänzende Info 2 : Ansaugleitung	Artículo complementario / información complementaria 2 : Colector admisión
Super (98)	Fuel Type : Super (98)	Tipo carburante:Super (98) con piombo	Type de carburant : Super (98) au plomb	Kraftstoffart : Super (98) verbleit	Tipo de combustible : Super (98) con plomo
super unlead(95)	Fuel Type : Super unleaded (95)	Tipo carburante:Benзина super (95) senza piombo	Type de carburant : Super (95) sans plomb	Kraftstoffart : Super (95) bleifrei	Tipo de combustible : Súper (95) sin plomo
Superplus (98/99) Unleaded	Fuel Type : Superplus (98/99) Unleaded	Tipo carburante:Superplus (98/99) senza piombo	Type de carburant : Superplus (98/99) sans plomb	Kraftstoffart : Superplus (98/99) bleifrei	Tipo de combustible : Superplus (98/99) sin plomo
synthetic material housing	Housing Type : Synthetic Material Housing	Tipo alloggiamento:Alloggiamento in plastica	Type de boîtier : Boîtier plastique	Gehäusetyp : Kunststoffgehäuse	Tipo de cárter/carcasa : Cubierta de plástico
t.tnr. : xxx	Transmission Type : xxx	Tipo di trasmissione : xxx	Type de boîte de vitesses : xxx	Getriebetyp : xxx	Tipo de caja de cambios : xxx
-taxi	Special Purpose Vehicle : not for taxis	Autoveicolo usi speciali:Non per taxi	Véhicule à usage spécial : pas pour taxis	Sondereinsatz-Fzg : nicht für Taxifahrzeuge	Vehículo especial : no para taxis
thermostat fitted in water pump	Supplementary Article/Info 2 : Thermostat fitted in water pump	Articolo complementare/ Info integrativa 2:Termostato montato in pompa acqua	Article complémentaire / Info complémentaire 2 : Thermostat monté dans la pompe à eau	Ergänzungsartikel/Ergänzende Info 2 : Thermostat in Wasserpumpe verbaut	Artículo complementario / información complementaria 2 : termostato montado
thread : xxx	Thread Size : xxx	Dimensioni filettatura : xxx	Filetage : xxx	Gewindemaß : xxx	Medida de rosca : xxx
-top speed regulation	Vehicle Equipment : for vehicles without top speed regulation	Equipaggiamento veicolo:per veicoli senza limitatore velocità massima	Équipement véhicule : pour véhicules sans limitation de vitesse maximale	Fahrzeugausstattung : für Fahrzeuge ohne	Equipamiento de vehículo : para vehículos sin limitación de velocidad
-towbar	Vehicle Equipment : for vehicles without towbar	Equipaggiamento veicolo:per veicoli senza gancio traino	Équipement véhicule : pour véhicules sans attelage de remorque	Fahrzeugausstattung : für Fahrzeuge ohne Anhängervorrichtung	Equipamiento de vehículo : para vehículos si enganche de remolque
-track widening	Vehicle Equipment : for vehicles without track widening	Equipaggiamento veicolo:per veicoli senza allargamento carreggiata	Équipement véhicule : pour véhicules sans écartement des roues élargi	Fahrzeugausstattung : für Fahrzeuge ohne Spurverbreiterung	Equipamiento de vehículo : para vehículos sin ampliación ancho de vía
-transm.type : xxx	not for transmission type : xxx	non per tipo di trasmissione : xxx	pas pour type de transmission : xxx	nicht für Getriebetyp : xxx	no para tipo de transmisión : xxx
turbo	Charge Type : Turbo	Tipo di sovralimentazione:Turbo	Type de chargement : Turbo	Aufladungsart : Turbo	Tipo de sobrealimentación : Turbo
turbo/Interc.	Charge Type : Turbo/ Intercooler	Tipo di sovralimentazione:Turbo / Intercooler	Type de chargement : Turbo/refroidissement d'air de suralimentation	Aufladungsart : Turbo/Intercooler	Tipo de sobrealimentación : Intercooler/turbo
-tyre pressure control system	Vehicle Equipment : for vehicles without tyre pressure control system	Equipaggiamento veicolo:per veicoli senza sistema controllo pressione pneumatici	Équipement véhicule : pour véhicules sans système de contrôle pression des pneus	Fahrzeugausstattung : für Fahrzeuge ohne Reifendruck-Kontrollsystem	Equipamiento de vehículo : para vehículos sin control de presión neumáticos
version : xxx	Version : xxx	Versione : xxx	Version : xxx	Version : xxx	Versión : xxx
VET. : xxx->	VET Number from : xxx	N° VET da : xxx	Numéro VET à partir de : xxx	VET-Nummer ab : xxx	n° VET desde : xxx
-VTG turbocharger	Vehicle Equipment : for vehicles without VTG turbocharger	Equipaggiamento veicolo:per veicoli senza compressore VTG	Équipement véhicule : pour véhicules sans turbo à géométrie variable	Fahrzeugausstattung : für Fahrzeuge ohne VTG-Lader	Equipamiento de vehículo : para veh. sin turbo VTG
with adapter	Supplementary Article/Info 2 : with adapter	Articolo complementare/Info integrativa 2:con adattatore	Article complémentaire / Info complémentaire 2 : avec adaptateur	Ergänzungsartikel/Ergänzende Info 2 : mit Adapter	Artículo complementario / información complementaria 2 : con adaptador
with cable	Supplementary Article/Info 2 : with cable	Articolo complementare/ Info integrativa 2:con cavo	Article complémentaire / Info complémentaire 2 : avec câble	Ergänzungsartikel/Ergänzende Info 2 : mit Kabel	Artículo complementario / información complementaria 2 : con cable
with cable	Supplementary Article/ Supplementary Info : with cable	Articolo complementare/Info integrativa:con cavo comando	Article complémentaire/ Info complémentaire : avec tirette à câble	Ergänzungsartikel/Ergänzende Info : mit Seilzug	Artículo complementario/ Información complementaria : con tracción de cable
with cable set	Supplementary Article/ Supplementary Info : with cable set	Articolo complementare/Info integrativa:con fascio cavi	Article complémentaire/ Info complémentaire : avec jeu de câbles	Ergänzungsartikel/Ergänzende Info : mit Kabelsatz	Artículo complementario/ Información complementaria : con kit de cables



APPLICATION LIST GLOSSARY

FA-SWI18Q4

·GLOSSARIO GUIDA APPLICAZIONI ·GLOSSAIRE LISTE D'APPLICATIONS ·GLOSSAR DER VERWENDUNGSLISTE ·GLOSARIO LISTA APLICACIONES






#	ENGLISH 	ITALIANO 	FRANÇAIS 	DEUTSCH 	ESPAÑOL 
with conn. parts	Supplementary Article/Info 2 : with connector parts	Articolo complementare/Info integrativa 2:con pezzi raccordo	Article complémentaire / Info complémentaire 2 : avec raccords	Ergänzungsartikel/Ergänzende Info 2 : mit Anschlussteilen	Artículo complementario / información complementaria 2 : con piezas de conexión
with control switch	Supplementary Article/Info 2 : with control switch	Articolo complementare/Info integrativa 2:con interruttore comando/ regolazione	Article complémentaire / Info complémentaire 2 : avec commutateur/	Ergänzungsartikel/Ergänzende Info 2 : mit Bedienschalter	Artículo complementario / información complementaria 2 : con interruptor de mando
with cover	Supplementary Article/Info 2 : with cover	Articolo complementare/Info integrativa 2:con copertura	Article complémentaire / Info complémentaire 2 : avec revêtement	Ergänzungsartikel/Ergänzende Info 2 : mit Abdeckung	Artículo complementario / información complementaria 2 : con recubrimiento
with EGR cooler	Supplementary Article/Supplementary Info : with EGR cooler	Articolo complementare/Info integrativa:con radiatore-EGR	Article complémentaire/ Info complémentaire : avec radiateur-EGR	Ergänzungsartikel/Ergänzende Info : mit AGR-Kühler	Artículo complementario/ Información complementaria : Con enfriador
with electronics	Supplementary Article/Info 2 : with electronics	Articolo complementare/Info integrativa 2:con elettronica	Article complémentaire / Info complémentaire 2 : avec électronique	Ergänzungsartikel/Ergänzende Info 2 : mit Elektronik	Artículo complementario / información complementaria 2 : con electrónica
with eng.temp. sensor	Supplementary Article/Info 2 : with engine temperature sensor	Articolo complementare/ Info integrativa 2:con sensore temperatura motore	Article complémentaire / Info complémentaire 2 : avec sonde de température du moteur	Ergänzungsartikel/ Ergänzende Info 2 : mit Motortemperaturfühler	Artículo complementario / información complementaria 2 : con sensor temperatura motor
with fastening clamp	Supplementary Article/Info 2 : with fastening clamp	Articolo complementare/Info integrativa 2:con staffa fissaggio	Article complémentaire / Info complémentaire 2 : avec bride de fixation/boulon en U/étrier	Ergänzungsartikel/Ergänzende Info 2 : mit Befestigungsbügel	Artículo complementario / información complementaria 2 : con estribo de sujeción
with filter	Supplementary Article/Info 2 : with filter	Articolo complementare/ Info integrativa 2:con filtro	Article complémentaire / Info complémentaire 2 : avec filtre	Ergänzungsartikel/Ergänzende Info 2 : mit Filter	Artículo complementario / información complementaria 2 : con filtro
with flange	Supplementary Article/Info 2 : with flange	Articolo complementare/Info integrativa 2:con flangia	Article complémentaire / Info complémentaire 2 : avec flasque/bride/rebord	Ergänzungsartikel/Ergänzende Info 2 : mit Flansch	Artículo complementario / información complementaria 2 : con brida
with freezing compartment	with freezing compartment	with freezing compartment	with freezing compartment	with freezing compartment	with freezing compartment
with gaskets/seals	Supplementary Article/Supplementary Info : with gaskets/seals	Articolo complementare/Info integrativa:con guarnizioni	Article complémentaire/Info complémentaire : avec joints	Ergänzungsartikel/Ergänzende Info : mit Dichtungen	Artículo complementario/ Información complementaria : con juntas
with heat shield	Supplementary Article/Info 2 : with heat shield	Articolo complementare/ Info integrativa 2:con lamiera termoisolante	Article complémentaire / Info complémentaire 2 : avec tôle anti-thermique	Ergänzungsartikel/Ergänzende Info 2 : mit Hitzeschutzblech	Artículo complementario / información complementaria 2 : con chapa protección térmica
with hose	Supplementary Article/Supplementary Info : with hose	Articolo complementare/Info integrativa:con flessibile	Article complémentaire/Info complémentaire : avec flexible	Ergänzungsartikel/Ergänzende Info : mit Schlauch	Artículo complementario/ Información complementaria : con tubo flexible
with housing	Housing Type : with housing	Tipo alloggiamento:con alloggiamento	Type de boîtier : avec boîtier	Gehäusotyp : mit Gehäuse	Tipo de cárter/carcasa : con carcasa (cárter)
with integrated air temp.sensor	Supplementary Article/Info 2 : with integrated air temperature sensor	Articolo complementare/ Info integrativa 2:con sensore temperatura aria integrato	Article complémentaire / Info complémentaire 2 : avec capteur intégré de la température de l'air	Ergänzungsartikel/Ergänzende Info 2 : mit integriertem Lufttemperatursensor	Artículo complementario / información complementaria 2 : con sensor incorporado
with integrated oil temperature sensor	Supplementary Article/Info 2 : with integrated oil temperature sensor	Articolo complementare/ Info integrativa 2:con sensore temperatura olio integrato	Article complémentaire / Info complémentaire 2 : avec capteur de température d'huile intégré	Ergänzungsartikel/Ergänzende Info 2 : mit integriertem Öltemperatursensor	Artículo complementario / información complementaria 2 : con sensor de temp. integrado
with marten protection	Supplementary Article/Info 2 : with marten protection	Articolo complementare/ Info integrativa 2:con protezione contro roditori	Article complémentaire / Info complémentaire 2 : avec protection anti-mustélidés	Ergänzungsartikel/Ergänzende Info 2 : mit Marderschutz	Artículo complementario / información complementaria 2 : con protección contra martas
with mounting parts	Supplementary Article/Info 2 : with mounting parts	Articolo complementare/Info integrativa 2:con parti annesse	Article complémentaire / Info complémentaire 2 : avec pièces d'assemblage	Ergänzungsartikel/Ergänzende Info 2 : mit Anbauteilen	Artículo complementario / información complementaria 2 : con piezas de montaje
with pipe	Supplementary Article/Info 2 : with pipe	Articolo complementare/Info integrativa 2:con condotto	Article complémentaire / Info complémentaire 2 : avec tuyau	Ergänzungsartikel/Ergänzende Info 2 : mit Leitung	Artículo complementario / información complementaria 2 : con conducto
with preset potentiometer, idle mixture	Supplementary Article/Info 2 : with preset potentiometer, idle mixture	Articolo complementare/ Info integrativa 2:con potenziometro di regolazione,	Article complémentaire / Info complémentaire 2 : avec un potentiomètre de	Ergänzungsartikel/ Ergänzende Info 2 : mit Einstellpotentiometer,	Artículo complementario / información complementaria 2 : con potenciómetro de
with pre-silencer	Supplementary Article/Info 2 : with pre-silencer	Articolo complementare/Info integrativa 2:con presilenziatore	Article complémentaire / Info complémentaire 2 : avec silencieux avant	Ergänzungsartikel/Ergänzende Info 2 : mit Vorschalldämpfer	Artículo complementario / información complementaria 2 : con silenciador previo
with protection hose	Supplementary Article/Info 2 : with protection hose	Articolo complementare/ Info integrativa 2:con flessibile di protezione	Article complémentaire / Info complémentaire 2 : avec gaine protectrice	Ergänzungsartikel/Ergänzende Info 2 : mit Schutzschlauch	Artículo complementario / información complementaria 2 : con manguito protector
with reduction gear	Transmission Type : with reduction gear	Modalità di trasmissione:con riduttore (del cambio)	Type d'entraînement : avec réducteur	Getriebeart : mit Reduktionsgetriebe	Clase de caja de cambios : con engranaje reductor



APPLICATION LIST GLOSSARY

FA-SWI18Q4

-GLOSSARIO GUIDA APPLICAZIONI -GLOSSAIRE LISTE D'APPLICATIONS -GLOSSAR DER VERWENDUNGSLISTE -GLOSARIO LISTA APLICACIONES

#	ENGLISH 	ITALIANO 	FRANÇAIS 	DEUTSCH 	ESPAÑOL 
with retrofit catalyst	Supplementary Article/Info 2 : with retrofit catalyst	Articolo complementare/ Info integrativa 2:con catalizzatore di retrofit	Article complémentaire / Info complémentaire 2 : avec catalyseur de recyclage	Ergänzungsartikel/Ergänzende Info 2 : mit Nachrüstkatalysator	Artículo complementario / información complementaria 2 : con catalizador para reequipar
with round angled plug	Supplementary Article/Info 2 : with round angled plug	Articolo complementare/ Info integrativa 2:con spina a gomito rotonda	Article complémentaire / Info complémentaire 2 : avec fiche-coudée ronde	Ergänzungsartikel/ Ergänzende Info 2 : mit rundem Winkelstecker	Artículo complementario / información complementaria 2 : con conector angular redondo
with screw	Supplementary Article/Info 2 : with screw	Articolo complementare/Info integrativa 2:con bullone/vite	Article complémentaire / Info complémentaire 2 : avec vis	Ergänzungsartikel/Ergänzende Info 2 : mit Schraube	Artículo complementario / información complementaria 2 : con tornillo
with seal	Supplementary Article/Info 2 : with seal	Articolo complementare/Info integrativa 2:con anello tenuta	Article complémentaire / Info complémentaire 2 : avec bague d'étanchéité	Ergänzungsartikel/Ergänzende Info 2 : mit Dichtring	Artículo complementario / información complementaria 2 : con junta anular
with sensor	Supplementary Article/Info 2 : with sensor	Articolo complementare/Info integrativa 2:con sensore	Article complémentaire / Info complémentaire 2 : avec capteur	Ergänzungsartikel/Ergänzende Info 2 : mit Sensor	Artículo complementario / información complementaria 2 : con sensor
with thermo sender	Supplementary Article/ Supplementary Info : with thermo sender	Articolo complementare/ Info integrativa:con sensore temperatura	Article complémentaire/ Info complémentaire : avec transmetteur de température	Ergänzungsartikel/Ergänzende Info : mit Temperaturgeber	Artículo complementario/ Información complementaria : con sensor de temperatura
with warning light	Supplementary Article/Info 2 : with warning light	Articolo complementare/Info integrativa 2:con spia luminosa	Article complémentaire / Info complémentaire 2 : avec lampe-témoin	Ergänzungsartikel/Ergänzende Info 2 : mit Warnleuchte	Artículo complementario / información complementaria 2 : con luz de aviso
without adapter	Supplementary Article/Info 2 : without adapter	Articolo complementare/Info integrativa 2:senza adattatore	Article complémentaire / Info complémentaire 2 : sans adaptateur	Ergänzungsartikel/Ergänzende Info 2 : ohne Adapter	Artículo complementario / información complementaria 2 : sin adaptador
without cable	Supplementary Article/Info 2 : without cable	Articolo complementare/Info integrativa 2:senza cavo	Article complémentaire / Info complémentaire 2 : sans câble	Ergänzungsartikel/Ergänzende Info 2 : ohne Kabel	Artículo complementario / información complementaria 2 : sin cable
without cable	Supplementary Article/ Supplementary Info : without cable	Articolo complementare/Info integrativa:senza cavo comando	Article complémentaire/ Info complémentaire : sans tirette à câble	Ergänzungsartikel/Ergänzende Info : ohne Seilzug	Artículo complementario/ Información complementaria : sin cable de tracción
without conn. parts	Supplementary Article/Info 2 : without connector parts	Articolo complementare/ Info integrativa 2:senza pezzi raccordo	Article complémentaire / Info complémentaire 2 : sans raccords	Ergänzungsartikel/Ergänzende Info 2 : ohne Anschlussteile	Artículo complementario / información complementaria 2 : sin piezas de conexión
without cover	Supplementary Article/Info 2 : without cover	Articolo complementare/Info integrativa 2:senza copertura	Article complémentaire / Info complémentaire 2 : sans revêtement	Ergänzungsartikel/Ergänzende Info 2 : ohne Abdeckung	Artículo complementario / información complementaria 2 : sin cubierta
without EGR cooler	Supplementary Article/ Supplementary Info : without EGR cooler	Articolo complementare/Info integrativa:senza radiatore-EGR	Article complémentaire/ Info complémentaire : sans radiateur-EGR	Ergänzungsartikel/Ergänzende Info : ohne AGR-Kühler	Artículo complementario/ Información complementaria : sin enfriador de
without fastening clamp	Supplementary Article/Info 2 : without fastening clamp	Articolo complementare/ Info integrativa 2:senza staffa fissaggio	Article complémentaire / Info complémentaire 2 : sans bride de fixation	Ergänzungsartikel/Ergänzende Info 2 : ohne Befestigungsbügel	Artículo complementario / información complementaria 2 : sin estribo de sujeción
without heat shield	Supplementary Article/Info 2 : without heat shield	Articolo complementare/ Info integrativa 2:senza lamiera termoisolante	Article complémentaire / Info complémentaire 2 : sans tôle anti-thermique	Ergänzungsartikel/Ergänzende Info 2 : ohne Hitzeschutzblech	Artículo complementario / información complementaria 2 : sin chapa protección térmica
without hose	Supplementary Article/ Supplementary Info : without hose	Articolo complementare/Info integrativa:senza flessibile	Article complémentaire/Info complémentaire : sans flexible	Ergänzungsartikel/Ergänzende Info : ohne Schlauch	Artículo complementario/ Información complementaria : sin tubo flexible
without housing	Housing Type : without housing	Tipo alloggiamento:senza alloggiamento	Type de boîtier : sans boîtier	Gehäusotyp : ohne Gehäuse	Tipo de cárter/carcasa : sin carcasa (cárter)
without kickdown cut-off	Supplementary Article/Info 2 : without kickdown cut-off	Articolo complementare/ Info integrativa 2:senza disinserimento kickdown	Article complémentaire / Info complémentaire 2 : sans arrêt par kickdown	Ergänzungsartikel/ Ergänzende Info 2 : ohne Kickdownabschaltung	Artículo complementario / información complementaria 2 : sin desconexión kickdown
without marten protection	Supplementary Article/Info 2 : without marten protection	Articolo complementare/ Info integrativa 2:senza protezione contro roditori	Article complémentaire / Info complémentaire 2 : sans protection anti-musé/éides	Ergänzungsartikel/Ergänzende Info 2 : ohne Marderschutz	Artículo complementario / información complementaria 2 : sin protección contra martas
without mounting parts	Supplementary Article/Info 2 : without mounting parts	Articolo complementare/Info integrativa 2:senza parti annesse	Article complémentaire / Info complémentaire 2 : sans pièces de montage	Ergänzungsartikel/Ergänzende Info 2 : ohne Anbauteile	Artículo complementario / información complementaria 2 : sin piezas de montaje
without pipe	Supplementary Article/Info 2 : without pipe	Articolo complementare/Info integrativa 2:senza condotto	Article complémentaire / Info complémentaire 2 : sans tuyauterie	Ergänzungsartikel/Ergänzende Info 2 : ohne Leitung	Artículo complementario / información complementaria 2 : sin conducto
without plug	Supplementary Article/Info 2 : without plug	Articolo complementare/ Info integrativa 2:senza spina/cappuccio	Article complémentaire / Info complémentaire 2 : sans fiche	Ergänzungsartikel/Ergänzende Info 2 : ohne Stecker	Artículo complementario / información complementaria 2 : sin conector
without preset potentiometer, idle mixture	Supplementary Article/ Info 2 : without preset potentiometer, idle mixture	Articolo complementare/ Info integrativa 2:senza potenziometro regolazione,	Article complémentaire / Info complémentaire 2 : sans potentiomètre de réglage,	Ergänzungsartikel/ Ergänzende Info 2 : ohne Einstellpotentiometer,	Artículo complementario / información complementaria 2 : sin potenciómetro de



APPLICATION LIST GLOSSARY

FA-SWI18Q4




•GLOSSARIO GUIDA APPLICAZIONI •GLOSSAIRE LISTE D'APPLICATIONS •GLOSSAR DER VERWENDUNGSLISTE •GLOSARIO LISTA APLICACIONES

#	ENGLISH 	ITALIANO 	FRANÇAIS 	DEUTSCH 	ESPAÑOL
without protection hose	Supplementary Article/Info 2 : without protection hose	Articolo complementare/ Info integrativa 2:senza flessibile di protezione	Article complémentaire / Info complémentaire 2 : sans gaine protectrice	Ergänzungsartikel/Ergänzende Info 2 : ohne Schutzschlauch	Artículo complementario / información complementaria 2 : sin manguito protector
without seal ring	Supplementary Article/Info 2 : without seal ring	Articolo complementare/Info integrativa 2:senza anello tenuta	Article complémentaire / Info complémentaire 2 : sans bague d'étanchéité	Ergänzungsartikel/Ergänzende Info 2 : ohne Dichtring	Artículo complementario / información complementaria 2 : sin junta anular
without sensor	Supplementary Article/Info 2 : without sensor	Articolo complementare/Info integrativa 2:senza sensore	Article complémentaire / Info complémentaire 2 : sans capteur	Ergänzungsartikel/Ergänzende Info 2 : ohne Sensor	Artículo complementario / información complementaria 2 : sin sensor
xxx->	Construction year from : xxx	Anno da : xxx	Année à partir de : xxx	Baujahr ab : xxx	año construcción desde : xxx
xxxdoors	Number of Doors : xxx	N° portiere : xxx	Nombre de portes : xxx	Türenanzahl : xxx	Número de puertas : xxx
ZF Transmission	Transmission Type : ZF Transmission	Modalità di trasmissione:Cambio ZF	Type d'entraînement : Boîte de transmission ZF	Getriebeart : ZF-Getriebe	Clase de caja de cambios : Caja de cambios ZF

ILLUSTRATED SECTION

FA-SWI18Q4

-PARTE FIGURATA -PARTIE ILLUSTRÉE -BILDTEIL -PARTE ILUSTRADA






ENGINE OIL PRESSURE WARNING LIGHT SWITCHES

·INTERRUTTORI SPIA PRESSIONE OLIO ·MANOCONTACTS POUR TEMOIN DE PRESSION D'HUILE
·ÖLDRUCKKONTROLLSCHALTER ·MANOCONTACTO LUZ TESTIGO DE PRESIÓN DE ACEITE

(A) P/NRS. - NOTES

- CODICI - NOTE
- RÉFS. - NOTES
- ARTIKEL-NR. - ANMERKUNGEN
- CODIGOS - NOTAS

7.0205  **1**

ENGINE OIL PRESSURE WARNING LIGHT SWITCHES

Adatt./Suita **2**

AUDI
04L 919 081 A
04L 919 081 B

MAN
04L 919 081 B

SEAT
04L 919 081 A
04L 919 081 B

SKODA
04L 919 081 A
04L 919 081 B

VW
04L 919 081 A
04L 919 081 B

NEW - AVAILABLE FROM:
· NUOVO - DISPONIBILE DA: **4**
· NOUVEAU - DISPONIBLE EN: **5**
· NEU - VERFUEGBAR AB: **5**
· NUEVO - DISPONIBLE EN: **5**
18/Q2

MARKET DIFFUSION: MEDIUM

(A)

1 # FACET

2 OEM P/NRS.

- CODICI ORIGINALI
- RÉFS. D'ORIGINE
- ORIGINALTEILE-NR.
- CODIGOS ORIGINALES

3 PACKAGING SIZE

- FORMATO CONFEZIONE
- FORMAT DU CONDITIONNEMENT
- ABPACKENSGROSSE
- TAMAÑO DEL ENVASE

4 PRODUCT AVAILABILITY DATE


- DATA DI DISPONIBILITÀ DEL PRODOTTO
- DISPONIBILITÉ DU PRODUIT
- PRODUKTVERFUEGBARKEITSDATUM
- DISPONIBILIDAD ARTÍCULO


5 NOTE


- NOTE
- NOTES
- BERMERKUNGEN
- NOTAS


(B) PICTURE + TECHNICAL INFO


- FOTO + INFORMAZIONE TECNICA
- ILLUSTRATION + INFORMATION TECHNIQUE
- BILD + TECHNISCHE INFO
- FOTO + INFORMACIÓN TÉCNICA


1 


2 

3 

4 

5 

6 

7 

24	M 10 x 1	Bar	2,50
----	----------	-----	------

(C) APPLICATION LIST

- GUIDA APPLICAZIONI
- LISTE D'APPLICATIONS
- ANWENDUNGSTABELLE
- LISTA DE APLICACIONES

AUDI		
A1 1.6 TDI	CXMA	11/14 ⇨
A1 SPORTBACK 1.6 TDI	CXMA	11/14 ⇨
A3 III 1.6 TDI	CLHA, CRKB, CXXB, DBKA	10/12 ⇨
A3 III 1.6 TDI quattro	CXXB	05/15 ⇨
A3 III 1.8 TFSI	CJSA, CJSB	10/13 ⇨
A3 III 2.0 TDI	CRBC, CRBD, CRFA, CRFC, CRLB, CRLC, CRUA, CUNA, DBGA, DCYA, DEJA	04/12 ⇨

(B)

1 PICTURE

- FOTO
- PHOTO
- BILD
- FOTO

2 GROUP OF SIMILAR MODELS



- SIGLA GRUPPO TIPI SIMILI
- GROUPE DE MODÈLES SIMILAIRES
- CODE VON AEHNLICHEN TYPEN
- GRUPO DE MODELOS PARECIDOS

3 WRENCH

- CHIAVE
- CLÉ
- SCHLÜSSELWEITE
- LLAVE

4 THREAD

- FILETTATURA
- FILET
- GEWINDE
- ROSCA

	Cylindrical · Cilindrica · Cylindrique · Zylindrisch · Cilindrico
	Conical · Conica · Conique · Konisch · Conico

5 TYPE OF CONNECTION

- TIPO DI CONNESSIONE
- TYPE DE CONNEXION
- ANSCHLUSSART
- TIPO DE ENCHUFE

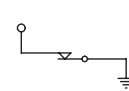
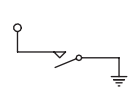
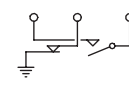
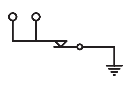
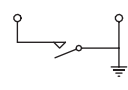
7 NOMINAL WORKING PRESSURE IN BAR

- VALORE NOMINALE DELLA PRESSIONE DI LAVORO IN BAR
- VALEUR NOMINALE DE LA PRESSION DE TRAVAIL EN BAR
- NOMINALWERT DES ARBEITSDRUCKES IN BAR
- VALOR NOMINAL PRESSION OPERATIVA EN BAR

ATM = (0,981 x BAR)
PSI = (14,5 x BAR)
KPA = (100 x BAR)

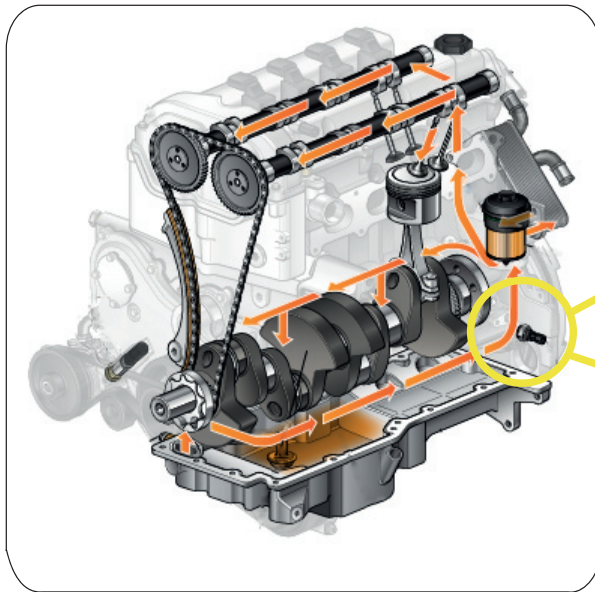
6 CIRCUIT

- CIRCUITO
- CIRCUIT
- STROMKREIS
- CIRCUITO

	Normally closed · Normalmente chiuso · Normalement fermé · Normal geschlossen · Normalmente cerrado		Normally open · Normalmente aperto · Normalement ouvert · Normal offen · Normalmente abierto
Combined circuits · Circuiti combinati · Circuits combinés · Kombinierte Kreise · Circuitos combinados			
			



7.0XXX ENGINE OIL PRESSURE WARNING LIGHT SWITCHES



All internal parts and components of the engine are lubricated through a network of conduits and ducts, in which oil is pumped at high pressure through a pump. Passing through the ducts and due to centrifugal force, the oil reaches all parts that need to be lubricated: camshafts, valves, rocker arms, bearings, connecting rods, cylinders and pistons.

The lubricating oil is located inside the sump, from which it is drawn through the pump.

Oil pressure switches, activated by the pressure of the lubricating oil used in engines, indicates to the driver, by means of a LED on the control panel, when the pressure of the lubrication circuit is insufficient compared with the prescribed value.

The **benefits** of the proper functioning of the oil pressure switch are:

- Engine lubrication ensures the longevity of all the internal components and moving parts
- The lubrication system also contributes to the cooling of parts subject to strong thermal stress (pistons, connecting rods, cylinders, bearings, etc.)

The main **causes of failure** of the product are:

- De-calibration, cracks and oil leaks
- Accelerated wear caused by cycles of pressure and high temperature

Signs of malfunctions:

- Lack of hermetic seal between the oil and the inner chamber of the device, with damage to the elements of the switch at high pressure
- Progressive degradation of the switch through wear

Oil Pressure Switches are designed and built to withstand the critical installation conditions on the engine block.

In particular, the following requirements shall be met:

- Operating temperature: from -30°C to + 130°C
- Oil pressure:
 - maximum continuous pressure: 10 Bar
 - maximum continuous pressure: 30 Bar (for 2 minutes)

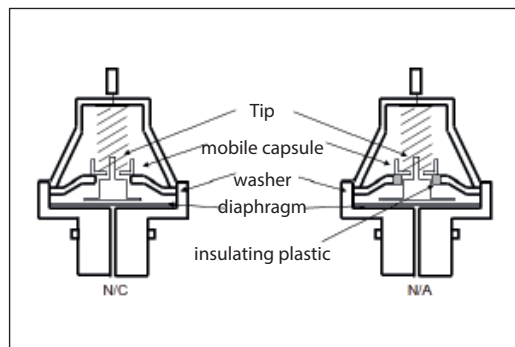
The Oil Pressure Switches undergo **qualification and endurance tests** to determine if the product is suitable for construction and sale:

- Overpressure, oiltightness of contact
- Tightness of the casing rotation on the metal body
- Sealing to axial slip-off of the connection terminal
- Fast temperature cycling test
- Resistance to salt spray fog
- Endurance and aging test
- Sealing test with perforated membrane

When these tests have been passed and after the approval to manufacture has been given, the product, in the assembly process, is strictly checked through a series of cycles which include a **100% testing**.

Structural components and operating principles

Oil pressure switches comprise a metal body and a plastic casing. The turned metal body allows mounting on the engine block, is equipped with a threaded end on which there is a hole to allow the lubricant to reach the interior of the device. The threaded part can be equipped with a metal gasket. The metal body is rimmed with the plastic casing into which the terminal connection is moulded or chamfered. This part contains the internal elements of the device. The internal elements of the device are protected from oil by a Mylar membrane. The pressure exerted by the oil on the membrane causes a ferrule to slide until, once the exchange pressure has been reached, applies/removes contact with the elements of the device by opening/closing the switch.




The oil pressure switches can be of 2 types:

• N/O (normally open) circuit




Normally open when the pressure in the oil is less than the pressure of exchange, they close when the pressure exceeds the pressure of exchange. The switch is closed by contact between the metal washer connected to the casing of the device and the movable metal capsule connected by the return spring to the terminal. Once the pressure of exchange has been exceeded, the tip (plastic) pushes the capsule, opening the circuit.



• N/C (normally closed) circuit



normally closed when the pressure in the oil is less than the pressure of exchange, they open when the pressure exceeds the pressure of exchange. The switch is closed by contact between the metal washer and the tip (metallic). The metal washer has a portion in moulded plastic so that the capsule does not close the switch. Once the pressure of exchange has been exceeded, the tip (metallic) pushes the capsule, coming into contact with the washer, closing the circuit.



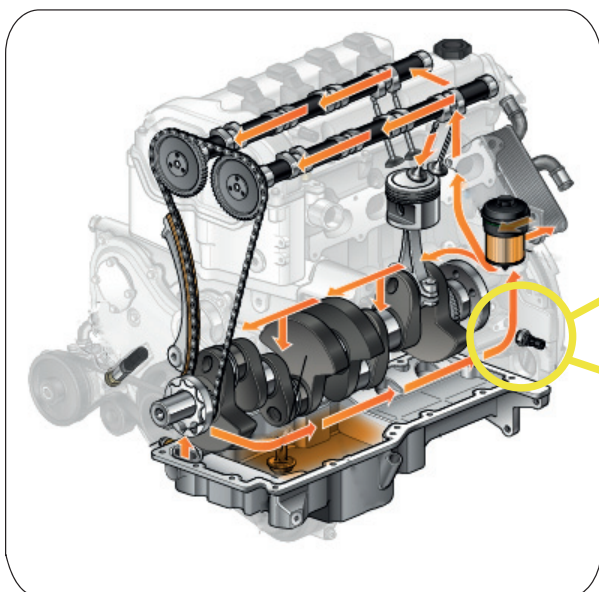
Oil pressure switches can be of **combined type (N/O – N/C)**: In a single device there are two switches. These devices have 2 or 3 terminals.

Installation instructions

Tightening torque for oil pressure switches on the engine block: **15 ± 30 Nm**.



7.0XXX INTERRUTTORI PRESSIONE OLIO MOTORE



Tutte le parti e componenti interne del motore vengono lubrificate attraverso una rete di condotti e canalizzazioni, in cui l'olio viene pompato ad alta pressione tramite una pompa. Attraversando i condotti e grazie alla forza centrifuga l'olio raggiunge tutte le parti che necessitano di essere lubrificate: alberi a camme, valvole, bilancieri, cuscinetti, bielle, cilindri, pistoni.

L'olio lubrificante si trova all'interno della coppa, dalla quale viene prelevato tramite la pompa.

Tali interruttori, azionati dalla pressione di olio lubrificante impiegato nei motori sono usati per segnalare al conducente, mediante accensione di spia luminosa sul quadro di controllo, quando la pressione del circuito di lubrificazione risulta insufficiente rispetto al valore prescritto.

Vantaggi del corretto funzionamento degli Interruttori Pressione Olio:

- La lubrificazione del motore garantisce la longevità di tutte le componenti interne e le parti in movimento.
- Il sistema di lubrificazione contribuisce anche al raffreddamento delle parti soggette a forti stress termici (pistoni, bielle, cilindri, cuscinetti..)

Maggiori **cause di malfunzionamento**:

- Starature, rotture e perdite di olio
- Usura accelerata provocata da cicli di pressione e alta temperatura

Effetti del malfunzionamento:

- Mancanza di tenuta ermetica tra l'olio e la camera interna del dispositivo con danneggiamento degli elementi dell'interruttore all'alta pressione
- Progressiva degradazione dell'interruttore all'usura

Gli interruttori di pressione olio motore sono progettati e costruiti per sopportare le condizioni critiche di montaggio nel vano motore.

In particolare devono soddisfare i seguenti requisiti:

- Temperatura di funzionamento: from -30°C to $+130^{\circ}\text{C}$
- Pressione dell'olio:
 - massima pressione continua: 10 Bar
 - massima pressione continua: 30 Bar (per 2 minuti)

I sensori di pressione olio motore sono sottoposti a **rigorose prove di qualificazione e di durata** per stabilire se il prodotto è idoneo per essere costruito e venduto:

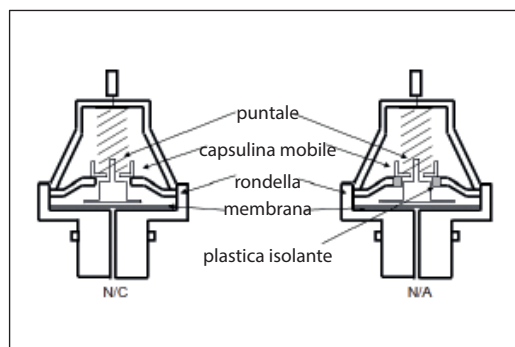
- Resistenza alla sovrappressione e tenuta ermetica
- Resistenza alla rotazione dell'involucro sul corpo metallico
- Resistenza allo sfilamento assiale del terminale di collegamento
- Resistenza agli Cicli rapidi di temperatura
- Resistenza alla nebbia salina
- Test di resistenza e invecchiamento
- Test di tenuta con membrana forata

Superate tali prove e concesso il benessere a produrre, durante l'assemblaggio il prodotto viene sottoposto a severi cicli di controllo che prevedono il **collaudo al 100%**.

Elementi costruttivi e principio di funzionamento

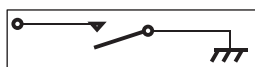
Gli interruttori di pressione olio sono costituiti da un corpo metallico ed un involucro plastico. Il corpo metallico tornito, per consentire il montaggio su blocco motore, è dotato di un'estremità filettata sulla quale è ricavato un foro per permettere al lubrificante di raggiungere l'interno del dispositivo. La parte filettata può essere dotata di una guarnizione metallica.

Sul corpo metallico è bordato l'involucro plastico nel quale è sovrastampato o cianfrinato il terminale di collegamento. In questa parte vi sono gli elementi interni del dispositivo. Gli elementi interni del dispositivo sono protetti dall'olio grazie ad una membrana di mylar. La pressione esercitata dall'olio sulla membrana fa scorrere un puntale fino a che, raggiunta la pressione di scambio, mette/toglie il contatto con degli elementi del dispositivo aprendo/chiudendo l'interruttore.




Gli interruttori pressione olio possono essere di 2 tipi:

• Circuito N/A normalmente aperto




Normalmente aperti quando la pressione nell'olio è inferiore alla pressione di scambio si chiudono quando la pressione supera la pressione di scambio. l'interruttore è chiuso dal contatto tra la rondella metallica collegata alla carcassa del dispositivo e la capsulina mobile metallica collegata tramite la molla di richiamo al terminale. Superata la pressione di scambio il puntale (plastico) spinge la capsulina aprendo il circuito.



• Circuito N/A normalmente aperto



Normalmente chiuso: normalmente chiusi quando la pressione nell'olio è inferiore alla pressione di scambio si aprono quando la pressione supera la pressione di scambio. L'interruttore è chiuso dal contatto tra la rondella metallica e il puntale (metallico). La rondella metallica ha una porzione in plastica sovrastampata affinché la capsulina non chiuda l'interruttore. Superata la pressione di scambio il puntale (metallico) spinge la capsulina entrando in contatto con la rondella chiudendo il circuito.



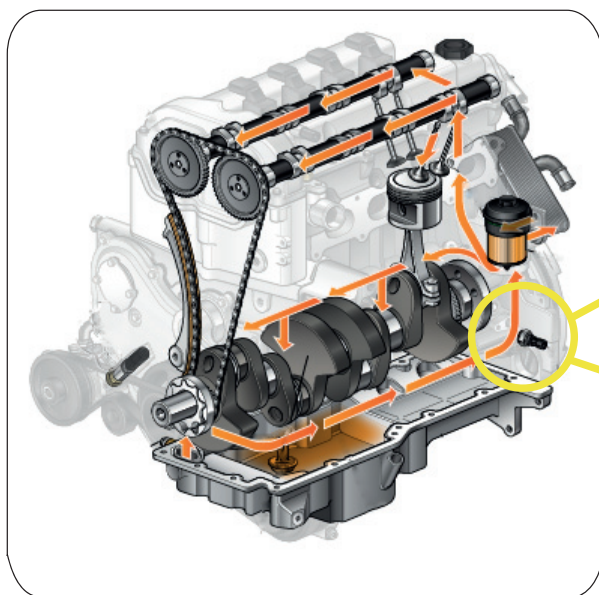
Gli interruttori pressione olio possono essere di **tipo combinato (N/A - N/C)**: in un unico dispositivo vi sono due interruttori. Tali dispositivi hanno 2 o 3 terminali.

Istruzioni di montaggio

Coppia di serraggio degli interruttori sul monoblocco del motore: **15 ± 30 Nm**



7.0XXX CAPTEURS DE PRESSION D'HUILE



Toutes les parties et tous les composants internes du moteur sont lubrifiés à travers un réseau de tuyaux et de conduits, dans lesquels l'huile est injectée sous haute pression par une pompe. En traversant les conduits, et sous l'effet de la force centrifuge, l'huile atteint toutes les parties qui doivent être lubrifiées : arbres à cames, soupapes, culbuteurs, roulements, bielles, pistons, cylindres. L'huile de lubrification est stockée dans le carter, d'où elle est aspirée par la pompe.

Ces capteurs, actionnés par la pression de l'huile lubrifiante utilisée dans les moteurs, sont utilisés pour indiquer au conducteur, en allumant des témoins sur le panneau de commande, quand la pression du circuit de lubrification est insuffisante par rapport à la valeur prescrite.

Avantages du bon fonctionnement du capteur de pression d'huile:

- La lubrification du moteur assure la longévité de tous les éléments internes et des pièces mobiles.
- Le système de lubrification contribue aussi au refroidissement des pièces soumises à un fort stress thermique (pistons, bielles, cylindres, roulements, etc.)

Principales **causes de dysfonctionnement**:

- Dérèglements, ruptures et fuites d'huile
- Usure accélérée provoquée par les cycles de pression et de température élevée

Conséquences du dysfonctionnement:

- Manque d'étanchéité hermétique entre l'huile et la chambre intérieure de l'appareil endommageant les éléments du capteur à haute pression
- Dégradation progressive suite à l'usure du capteur

Les capteurs de pression d'huile sont conçus et fabriqués pour supporter les conditions de montage critiques sur le bloc-moteur.

En particulier, ils doivent répondre aux caractéristiques suivantes:

- Température de fonctionnement: de -30 °C à $+130\text{ °C}$
- Pression d'huile:
 - pression maximale continue: 10 Bar
 - pression maximale continue: 30 bars (pend. 2 minutes)

Les capteurs de pression d'huile sont soumis à des **essais de qualification et de durée rigoureux** pour établir si le produit est adéquat à la fabrication et à la vente:

- Résistance à la surpression et au scellement hermétique
- Résistance à la rotation du boîtier sur le corps métallique
- Résistance au glissement axial de la borne de connexion
- Résistance aux cycles de température rapides
- Résistance au brouillard salin
- Tests de résistance et de vieillissement
- Test d'étanchéité avec membrane perforée

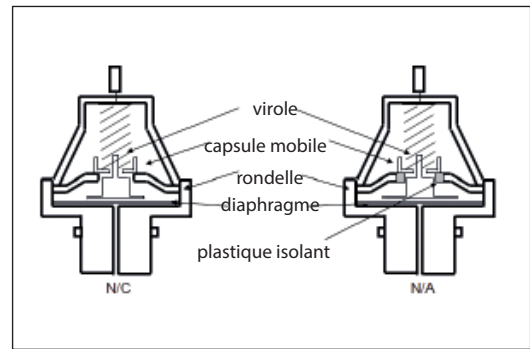
À l'issue positive de ces essais et une fois l'autorisation de production accordée, le produit est soumis tout au long de son assemblage à de sévères cycles de contrôle envisageant le **test à 100%** de la sensibilité, de la capacité et de la résistance des capteurs.

Éléments et principes de fonctionnement

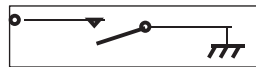
Les capteurs de pression d'huile sont constitués d'un corps métallique et d'une enveloppe plastique. Le corps en métal tourné, qui peut ainsi être monté sur le bloc moteur, est équipé d'une extrémité filetée sur laquelle est pratiqué un trou pour permettre au lubrifiant de parvenir à l'intérieur du dispositif. La partie filetée peut être équipée d'un joint d'étanchéité métallique.

L'enveloppe plastique dans laquelle la pièce de liaison est moulée ou chanfreinée est montée sur le corps métallique. Cette partie contient les éléments internes de l'appareil. Les éléments internes du dispositif sont protégés de l'huile grâce à une membrane de mylar. La pression exercée par l'huile sur la membrane déplace une tige de poussée qui, lorsqu'elle atteint la pression d'échange, établit/coupe le contact des éléments de l'appareil, ouvrant/fermant ainsi le capteur.

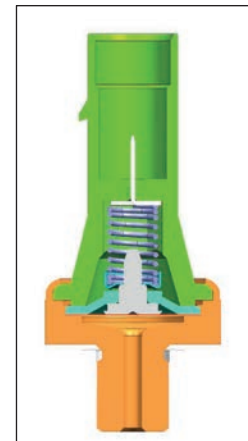
Les capteurs de pression d'huile peuvent être de 2 types :



• Circuit N/A normalement ouvert




Normalement ouverts quand la pression de l'huile est inférieure à la pression d'échange, ils se ferment lorsque la pression dépasse la pression d'échange. L'interrupteur est fermé par le contact entre la rondelle métallique reliée à l'enveloppe de l'appareil et la capsule métallique mobile reliée par contre-ressort à la borne. Si la pression d'échange est dépassée, la pointe (en plastique) pousse la capsule, ouvrant le circuit



• Circuit N/C normalement fermé



Normalement fermés quand la pression de l'huile est inférieure à la pression d'échange, ils s'ouvrent lorsque la pression dépasse la pression d'échange. L'interrupteur est fermé par le contact entre la rondelle métallique et la tige (métallique). La rondelle métallique est munie d'une partie en plastique moulée, empêchant la capsule de fermer l'interrupteur. Si la pression d'échange est dépassée, la tige (métallique) pousse la capsule qui, entrant en contact avec la rondelle, ferme le circuit.



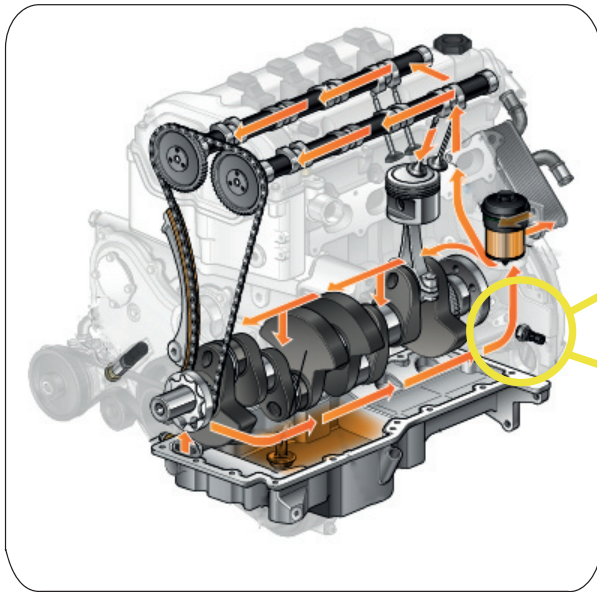
Les capteurs de pression d'huile peuvent être de **type combiné (N/A - N/C)** : un seul et même dispositif contient deux capteurs. Ces dispositifs ont 2 ou 3 bornes.

Instruction de montage

Couple de serrage des capteurs de pression d'huile sur le bloc cylindres du moteur: **15 ± 30 Nm**



7.0XXX ÖLDRUCKSCHALTER



Alle Teile und innere Komponenten des Motors werden durch ein Netzwerk von Leitungen und Kanälen, in denen das Öl unter hohem Druck und durch eine Pumpe gepumpt wird, geschmiert. Das Öl fließt durch alle Kanäle und erreicht so dank der Zentrifugalkraft alle Teile, die geschmiert werden müssen: Nockenwellen, Ventile, Kipphebel, Lager, Pleule, Zylinder, Kolben.

Das Schmieröl befindet sich im Innern der Wanne, aus der es mit einer Pumpe abgesaugt wird.

Die Ölschalter steuern die Integrität des Schmierölsystems des Motors. Sie werden bei Variation des Motoröldrucks aktiviert, wobei sie gleichzeitig über Kontrollleuchten Signale an die Steuereinheit senden. Solche Schalter, die vom Motorschmieröldruck betrieben werden, dienen dazu, dem Fahrer mittels Einschalten einer Kontrollleuchte auf dem Armaturenbrett anzuzeigen, sobald der Schmierkreislaufdruck die vorgeschriebenen Werte unterschreitet.

Vorteile eines reibungslosen Funktionierens der Öldruckschalter

- Die Motorschmierung gewährleistet die Langlebigkeit aller internen Komponenten und beweglichen Teile.
- Das Ölschmiersystem trägt auch zur Kühlung der Teile bei, die starken thermischen Belastungen ausgesetzt sind wie etwa Kolben, Pleule, Zylinder, Lager.

Hauptursachen für Betriebsstörungen:

- Desajustes, roturas y fugas de aceite
- Desgaste acelerado provocado por ciclos de presión y altas temperaturas

Auswirkungen der Betriebsstörungen:

- Fehlen einer hermetischen Abdichtung zwischen Öl und innere Vorrichtungskammer mit Schädigung der Elemente des Hochdruckschalters
- Progressive Versprödung des Schalters durch Verschleiß

• Das Nichtfunktionieren kann in einigen Fällen sogar die Sicherheit des Fahrzeugs beeinträchtigen
Insbesondere müssen sie die nachfolgenden Anforderungen erfüllen:

• *Betriebstemperatur:* $-30^{\circ}\text{C} \div +130^{\circ}\text{C}$

• *Öldruck:*

- maximaler Dauerdruck: 10 bar
- maximaler Dauerdruck: 30 Bar (für 2 Minuten)

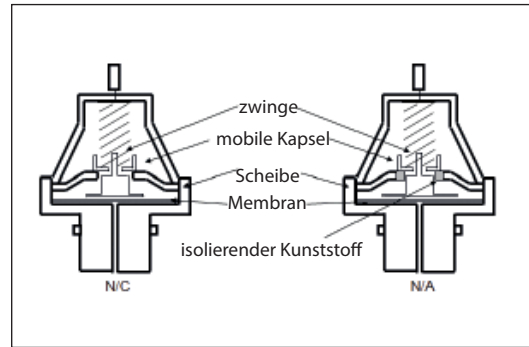
Die Ölschalter werden **Qualitäts- und Haltbarkeitstests** unterzogen, um festzulegen, ob das Produkt für Bau und Verkauf geeignet ist:

- Beständigkeit gegen sinusförmige und zufällige Schwingungen für insgesamt 250 Stunden
- Beständigkeit gegen starke Temperaturschwankungen
- Stoßfestigkeit
- Widerstand gegen den Kabelzug
- Beständigkeit beim Eintauchen in Wasser

Bei positiven Prüfergebnissen und nach Erteilen der Produktionsgenehmigung erfolgen während der Montage strenge Kontrollzyklen auf dem Produkt, mit der **100% Abnahmeprüfung** in Bezug auf Empfindlichkeit, Leistungsfähigkeit und Widerstand der schalter.

Bauteile und Funktionsprinzip

Die Öldruckschalter bestehen aus einem Metallgehäuse und einem Kunststoffteil. Um die Montage auf einem Motorblock zu ermöglichen, verfügt das gedrechselte Metallgehäuse an einem Ende über ein Gewinde mit einem Loch, durch welches das Schmieröl in das Innere der Vorrichtung gelangt. Der Gewindeabschnitt kann mit einer Metalldichtung versehen sein. Das Metallgehäuse ist mit einem Kunststoffteil verpresst, in dem die Verbindungsklemme montiert oder eingepresst ist. Darin befinden sich die inneren Elemente der Schaltungsvorrichtung. Die inneren Elemente der Vorrichtung werden durch eine Mylar-Membran vor dem Öl geschützt. Der vom Öl auf die Membran ausgeübte Druck lässt eine Spitze gleiten, bis der kritische Druck erreicht ist und einen Kontakt mit dem Schaltelement herstellt/aufhebt, indem der Schalter geöffnet/ geschlossen wird.

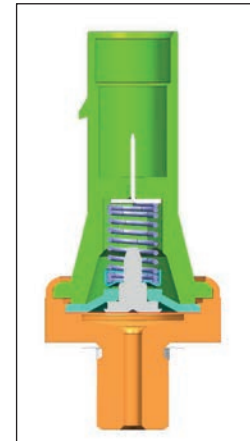


Es gibt zwei unterschiedliche Öldruckschalter:

• N/O-Normal offen




N/O-Normal open, wenn der Öldruck geringer als der Schaltdruck ist; geschlossen, wenn der Druck den Schaltdruck übersteigt. Der Schalter wird vom Kontakt zwischen der Metallscheibe und Gehäuse geschlossen, diese ist mit einer beweglichen, kleinen Kapsel verbunden, die ihrerseits durch eine Rückstellfeder mit dem Anschluss verbunden ist. Nach Überwindung des Schaltdrucks drückt die Spitze die kleine Kapsel und öffnet so die Schaltung.



• N/G-Schaltung normal geschlossen



Normal geschlossen, wenn der Öldruck niedriger als der Schaltdruck ist; offen, wenn der Druck den Schaltdruck übersteigt. Der Schalter wird vom Kontakt zwischen der Metallscheibe und der Metallspitze geschlossen. Ein Bereich der Metallscheibe ist mit Kunststoff überzogen, damit die Hülse den Schalter nicht schließt. Nach Überschreitung des Schaltdrucks schiebt die Metallspitze die Kapsel, die in Kontakt mit der Scheibe kommt und den Schaltkreis schließt.




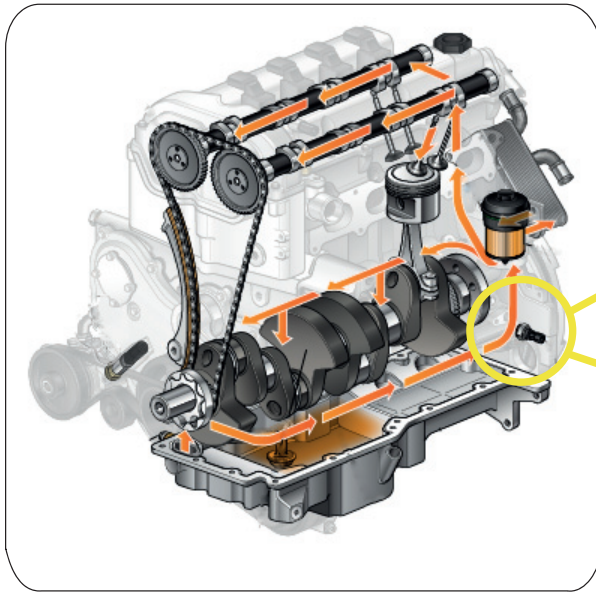
Die Öldruckschalter können vom **kombinierten Typ (N / A - N / C)** sein: in einem Gerät gibt es zwei Schalter. Diese Geräte haben 2 oder 3 Anschlüsse.

Montageanweisungen

Anzugsmoment der Schalter am Motorblock: **15 ± 30 Nm.**



7.0XXX INTERRUPTORES DE PRESIÓN DE ACEITE



Todas las piezas y componentes internos del motor son lubricados mediante una red de conductos y canalizaciones, en la que el aceite es bombeado a alta presión mediante una bomba. A través de los conductos y gracias a la fuerza centrífuga, el aceite llega a todas las piezas que necesitan ser lubricadas: árboles de levas, válvulas, balancines, cojinetes, bielas, cilindros y pistones.

El aceite lubricante se encuentra dentro de la taza, de la que se extrae a través de la bomba.

Estos interruptores, accionados por la presión del aceite lubricante empleado en los motores, se utilizan para indicar al conductor, por medio del encendido de un indicador luminoso en el panel de control, cuándo la presión del circuito de lubricación es insuficiente con relación al valor recomendado.

Ventajas del correcto funcionamiento de los interruptores de presión de aceite:

- La lubricación del motor garantiza la longevidad de todos los componentes internos y las piezas móviles.
- El sistema de lubricación también contribuye a la refrigeración de las piezas sometidas a un fuerte estrés térmico (pistones, bielas, cilindros, cojinetes...)

Principales **causas de fallo**:

- Desajustes, roturas y fugas de aceite
- Desgaste acelerado provocado por ciclos de presión y altas temperaturas

Efectos de los fallos:

- Ausencia de sellado hermético entre el aceite y la cámara interior del dispositivo, con daños en los componentes del interruptor a alta presión
- Degradación progresiva del interruptor por el desgaste
- Los fallos, en algunos casos, pueden incluso afectar a la seguridad

del vehículo

Los interruptores de presión de aceite están diseñados y fabricados para soportar las condiciones críticas de montaje en el bloque motor. En especial, deben cumplir con los siguientes requisitos:

- Temperatura de funcionamiento: de -30°C a $+130^{\circ}\text{C}$
- Presión del aceite:
 - Presión máxima continua: 10 bar
 - Presión máxima continua: 30 bar (durante 2 minutos)

Los interruptores de presión de aceite son sometidos a **rigurosos ensayos de calificación y de duración**, para determinar si el producto es apropiado para ser fabricado y vendido:

- Resistencia a la sobrepresión y al cierre hermético.
- Resistencia a la rotación de la carcasa sobre el cuerpo metálico.
- Resistencia al deslizamiento axial del terminal de conexión.
- Resistencia a ciclos rápidos de temperatura.
- Resistencia a la niebla salina.
- Pruebas de resistencia y envejecimiento.
- Ensayo de sellado con membrana perforada

Después que ha superado estas pruebas y obtenido la aprobación para la producción, durante el ensamblaje el producto se somete a severos ciclos de control que prevén el **ensayo al 100%** de sensibilidad, capacidad y resistencia de los interruptores.

Componentes y principios de funcionamiento

Los interruptores de presión de aceite están compuestos por un cuerpo metálico y una carcasa de plástico.

El cuerpo de metal torneado, para permitir el montaje en el bloque motor, está equipado con un extremo roscado en el que hay un orificio para que el lubricante pueda penetrar en el interior del dispositivo. La parte roscada puede estar equipada con una junta metálica. Sobre el cuerpo metálico va moldeada la carcasa plástica, en la que está sobreimpreso o remachado el terminal de conexión. En esta parte están los componentes internos del dispositivo.

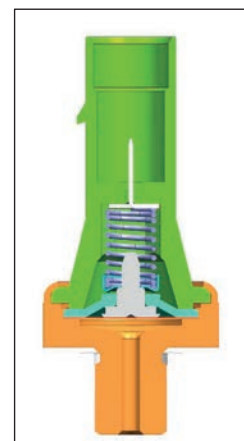
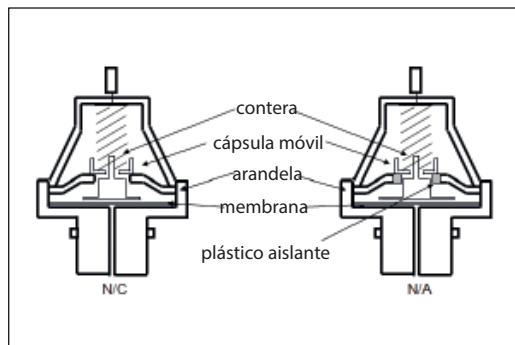
Los componentes internos del dispositivo están protegidos del aceite gracias a una membrana de Mylar. La presión ejercida por el aceite en la membrana hace que se deslice un agujón hasta que, una vez alcanzada la presión de cambio, este pone/quita el contacto con los elementos del dispositivo, y abre/cierra el interruptor.

Los interruptores de presión de aceite pueden ser de 2 tipos:

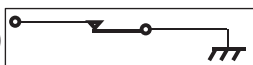
• Circuito N/A normalmente abierto




Normalmente abiertos cuando la presión del aceite es menor que la presión de cambio, se cierran cuando la presión supera la presión de cambio. El interruptor se cierra por el contacto entre la arandela metálica acoplada a la carcasa del dispositivo y la cápsula metálica móvil conectada por el muelle de retorno al terminal. Una vez superada la presión de cambio, el agujón (plástico) empuja la cápsula y abre el circuito.



• Circuito N/C normalmente cerrado



Normalmente cerrados cuando la presión del aceite es menor que la presión de cambio, se abren cuando la presión supera la presión de cambio. El interruptor se cierra por el contacto entre la arandela metálica y el agujón (metálico). La arandela metálica tiene una parte de plástico sobreimpreso para que la cápsula no cierre el interruptor. Una vez superada la presión de cambio, el agujón (metálico) empuja la cápsula, entra en contacto con la arandela y de este modo cierra el circuito.



Los interruptores de presión de aceite pueden ser de **tipo combinado (N/A - N/C)**: en un solo dispositivo hay dos interruptores. Estos dispositivos tienen 2 o 3 terminales.

Instrucciones de montaje

Par de apriete de los interruptores del bloque motor: **15 ± 30 Nm**.



SIMILAR TYPES


FA-XXXX

·Tipi simili ·Types similaires ·Aehnlichen Typen ·Modelos parecidos

MODELS WITH THE SAME MOUNTING FEATURES, BUT DIFFERENT WORKING PRESSURE RANGES

- MODELLI CON LE STESSA CARATTERISTICHE DI MONTAGGIO, MA DIFFERENTI PRESSIONI DI FUNZIONAMENTO
- MODELES AVEC LES MEMES CARACTERISTIQUES DE MONTAGE, MAIS AVEC DIFFERENTES PRESSION DE FONCTIONNEMENT
- MODELLE MIT DEN GLEICHEN EINBAUMERKMALEN, ABER UNTERSCHIEDLICHEN ARBEITSDRÜCKEN
- MODELOS CON LAS MISMAS CARACTERISTICAS DE MONTAJE, PERO DIFERENTES PRESIONES DE TRABAJO

A



B

#	Bar	↔	Bar	#
7.0000	0.30	↔	0.30	7.0000
7.0005	0.30	↔	0.30	7.0005
7.0006	0.35	↔	0.30	7.0023
7.0022	0.50	↔	0.35	7.0006
7.0023	0.30	↔	0.50	7.0022

C

LEGEND ·LEGENDA ·LÉGENDE ·ZEICHENERKLÄRUNG ·LEYENDA

A

GROUP OF SIMILAR MODELS

- SIGLA GRUPPO TIPI SIMILI
- GROUPE DE MODÈLES SIMILAIRES
- CODE VON AEHNLICHEN TYPEN
- GRUPO DE MODELOS PARECIDOS

B

LIST OF ITEMS (# SEQUENCE)

- ELENCO ARTICOLI ORDINATO PER CODICE
- LISTE DES ARTICLES EN SÉQUENCE RÉF.
- ANORDNUNG NACH TEILE-NR.
- LISTA DE ARTICULOS EN SECUENCIA No.

C

LIST OF ITEMS (BAR # SEQUENCE)

- ELENCO ARTICOLI ORDINATO PER BAR
- LISTE DES ARTICLES EN SÉQUENCE BAR
- ANORDNUNG NACH BAR
- LISTA DE ARTICULOS EN SECUENCIA BAR



SIMILAR TYPES

·Tipi simili ·Types similaires ·Aehnlichen Typen ·Modelos parecidos

P001



#	Bar	↕	Bar	#
7.0000	0.30		0.30	7.0000
7.0005	0.30		0.30	7.0005
7.0006	0.35		0.30	7.0023
7.0022	0.50		0.35	7.0006
7.0023	0.30		0.50	7.0022

21-24	M 14 x 1,5		

P002



#	Bar	↕	Bar	#
7.0001	0.30		0.30	7.0001
7.0026	0.35		0.35	7.0026
7.0060	0.35		0.35	7.0060

21-24	M 12 x 1,5		

P003



#	Bar	↕	Bar	#
7.0007	0.30		0.30	7.0007
7.0010	0.30		0.30	7.0010

24	M 10 x 1		



SIMILAR TYPES

·Tipi simili ·Types similaires ·Aehnlichen Typen ·Modelos parecidos

P004



24	M 10 x 1		

#	Bar	↔	Bar	#
7.0008	0.30		0.20	7.0072
7.0072	0.20		0.30	7.0008
7.0108	0.30		0.30	7.0108
7.0119	0.50		0.50	7.0119

P005



21	M 18 x 1,5		

#	Bar	↔	Bar	#
7.0034	0.35		0.35	7.0034

P006



24	1/8 GAS		

#	Bar	↔	Bar	#
7.0015	0.40		0.40	7.0015



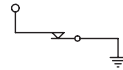
SIMILAR TYPES

·Tipi simili ·Types similaires ·Aehnlichen Typen ·Modelos parecidos

P008



#	Bar	↔	Bar	#
7.0017	0.40		0.20	7.0035
7.0035	0.20		0.40	7.0017
7.0094	0.40		0.40	7.0094



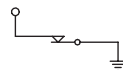
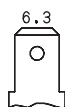
24

1/8 GAS

P011



#	Bar	↔	Bar	#
7.0021	0.60		0.50	7.0124
7.0124	0.50		0.60	7.0021



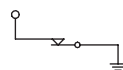
21-24

M 16 x 1,5

P012



#	Bar	↔	Bar	#
7.0027	0.50		0.50	7.0027
7.0047	0.50		0.50	7.0047



24

1/8-27NPT



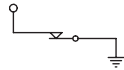
SIMILAR TYPES

·Tipi simili ·Types similaires ·Aehnlichen Typen ·Modelos parecidos

P013



#	Bar	↔	Bar	#
7.0042	0.20		0.20	7.0042
7.0160	2.50		2.50	7.0160



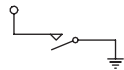
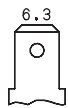
24

1/8 GAS

P014



#	Bar	↔	Bar	#
7.0045	1.80		0.50	7.0138
7.0046	1.40		0.90	7.0095
7.0095	0.90		1.40	7.0046
7.0111	2.50		1.80	7.0045
7.0138	0.50		2.50	7.0111



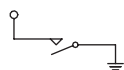
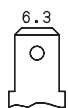
24

M 10 x 1

P016



#	Bar	↔	Bar	#
7.0051	1.40		0.30	7.0085
7.0085	0.30		1.40	7.0051



24

M 10 x 1



SIMILAR TYPES

·Tipi simili ·Types similaires ·Aehnlichen Typen ·Modelos parecidos


P017



24	1/8 GAS		

#	Bar	↕	Bar	#
7.0061	0.30		0.30	7.0061
7.0065	0.30		0.30	7.0065

P018



21-24	M 14 x 1,5		

#	Bar	↕	Bar	#
7.0069	0.50		0.30	7.0096
7.0096	0.30		0.50	7.0069
7.0129	0.60		0.50	7.0143
7.0143	0.50		0.60	7.0129

P019



21	M 18 x 1,5		


#	Bar	↕	Bar	#
7.0075	0.50		0.20	7.0110
7.0110	0.20		0.50	7.0075



SIMILAR TYPES

·Tipi simili ·Types similaires ·Aehnlichen Typen ·Modelos parecidos

P020



21	M 14 x 1,5		

#	Bar	↕	Bar	#
7.0076	0.30		0.20	7.0131
7.0131	0.20		0.30	7.0076
7.0151	0.50		0.50	7.0151
7.0153	0.90		0.90	7.0153

P021



21	M 12 x 1,5		

#	Bar	↕	Bar	#
7.0103	0.30		0.30	7.0103
7.0123	0.60		0.60	7.0123

P022



24	M 10 x 1		

#	Bar	↕	Bar	#
7.0132	0.70		0.50	7.0139
7.0134	0.90		0.70	7.0132
7.0135	1.40		0.90	7.0134
7.0136	1.80		1.40	7.0135
7.0139	0.50		1.40	7.0159
7.0159	1.40		1.40	7.0167
7.0167	1.40		1.80	7.0136



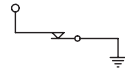
SIMILAR TYPES

·Tipi simili ·Types similaires ·Aehnlichen Typen ·Modelos parecidos

P023



#	Bar	↕	Bar	#
7.0141	0.50		0.20	7.0170
7.0162	0.30		0.30	7.0162
7.0163	2		0.40	7.0183
7.0170	0.20		0.50	7.0141
7.0183	0.40		2	7.0163



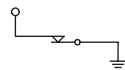
24

M 10 x 1

P024



#	Bar	↕	Bar	#
7.0145	0.40		0.25	7.0146
7.0146	0.25		0.40	7.0145
7.0147	0.60		0.60	7.0147



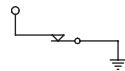
24

1/4-18NPT

P025



#	Bar	↕	Bar	#
7.0114	0.20		0.20	7.0114
7.0188	1		1	7.0188



24

1/8 GAS



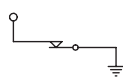
SIMILAR TYPES

·Tipi simili ·Types similaires ·Aehnlichen Typen ·Modelos parecidos

P026



#	Bar	↔	Bar	#
7.0133	0.25		0.25	7.0133
7.0176	1.50		1.50	7.0176



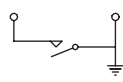
24

M 10 x 1

P027



#	Bar	↔	Bar	#
7.0168	1.40		1.40	7.0168
7.0185	2.80		2.80	7.0185



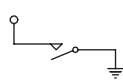
24

M 10 x 1

P028



#	Bar	↔	Bar	#
7.0171	1.40		0.20	7.0219
7.0174	0.45		0.45	7.0174
7.0196	0.50		0.50	7.0196
7.0219	0.20		1.40	7.0171



24

M 10 x 1




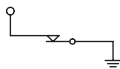


SIMILAR TYPES

·Tipi simili ·Types similaires ·Aehnlichen Typen ·Modelos parecidos

P029



			
21	M 14 x 1,5		

#	Bar	↔	Bar	#
7.0178	0.60		0.20	7.0189
7.0179	0.90		0.30	7.0181
7.0181	0.30		0.60	7.0178
7.0189	0.20		0.90	7.0179

7.0000



ENGINE OIL PRESSURE WARNING LIGHT SWITCHES

Adatt./Suitable:

ALFA ROMEO

60593847
60805536
60807764

BOSCH

0 344 101 067

FIAT

4133922
4249594
4298311
4414583
4414599
4422049
4459907
5428649
5556508
98469129

INNOCENTI

5556508

IVECO

98469129

LADA

2101-03810-60000
2101-38103-00
2101-3810600
21060-3829010-00
21060-3829010-01
21060-3829010-02

LANCIA

4298311

MAGNETI MARELLI

116459169926

SEAT

0003933680
0003940980
SE 022942.000A

TRW

TRW245

VW

062 919 081

ZASTAVA

01450185



P001			6.3		Bar
					0.30
21		M 14 x 1,5			

ALFA ROMEO

155 1.7 T.S.	AR67103, AR67101	04/93 → 04/96
155 1.8 T.S.	AR67101	02/92 → 05/94
155 1.8 T.S. Sport	AR67101, AR67201	03/92 → 12/96
155 2.0 T.S.	AR67201, AR67301	02/92 → 05/95
155 2.5 V6	AR67301, AR64307	03/92 → 12/97
164 2.0 T.S.	AR64103	09/92 → 09/98
164 3.0	AR64304	04/93 → 02/95
164 3.0 24V	AR66302	03/95 → 10/97
164 3.0 24V Q4	AR64307, 126A2.000	09/92 → 10/98
164 3.0 24V QV	AR64304	09/92 → 09/98
164 3.0 24V QV [USA]	AR64308	04/93 → 02/95
164 3.0 24V QV Trazione integrale	AR64307	11/92 → 10/97
SPIDER II 3.0 12V [BRA]	AR16199	09/95 → 08/97

FIAT

124 1200	124A.000	07/66 → 10/73
124 1400	124B2.000	12/68 → 12/72
124 1600	132AC.000	01/73 → 07/75
126 650	126A1.048	07/77 → 09/87
126 700	126A2.000, --	09/87 → 06/96
127 1.0	127A.000	01/77 → 12/86
128 1.1	128A.000	03/69 → 12/84
131 1.3 Mirafiori	131A6.000	10/74 → 09/81
132 1.6	132C.000	05/77 → 09/82
132 2.0	132C2.000	01/76 → 06/81
242-SERIE 1.6	124B3.000	10/75 → 07/82
ARGENTA 1600	132D.000	04/81 → 12/85
ARGENTA 1600 i.e.	132D.000	04/81 → 12/85
ARGENTA 2000	132D1.000	06/78 → 12/85
ARGENTA 2000 i.e.	132C3.000	06/81 → 07/86
ARGENTA 2500 Diesel	8144.61	06/81 → 11/85
ARGENTA 2500 Turbodiesel	8144.61.500.81	07/83 → 08/85
CROMA I 1600	154A.048	12/85 → 12/90
CROMA I 1900 Turbo D i.d.	--, 154A1.000	01/87 → 12/96
CROMA I 2000 16V	154E1.000	08/92 → 08/96

CROMA I 2000 CHT	154A1.000, 154C3.000	12/85 → 09/92
CROMA I 2000 i.e.	154C3.000, 154C4.000	03/86 → 12/96
CROMA I 2000 i.e. 16V	154E1.027	03/95 → 12/96
CROMA I 2000 i.e. Turbo	154C4.000, 8144.91.2000	11/86 → 08/96
CROMA I 2500 D	8144.67	12/85 → 12/89
CROMA I 2500 TD	8144.91.2000, 8140.27	12/85 → 08/96
CROMA I 2500 TDE	8144.975	12/91 → 08/96
DUCATO I 1.9 D	149B1.000	02/87 → 03/94
DUCATO I 1.9 TD	280A1.000	03/89 → 03/94
DUCATO I 2.5 D	8144.67	03/89 → 05/94
DUCATO I 2.5 D 4x4	8144.67	07/90 → 03/94
DUCATO I 2.5 TD	8140.27	07/90 → 03/94
DUCATO I 2.5 TD 4x4	8140.27, 146B2.000	09/86 → 05/94
DUNA 1.7 DS	149B3.000	01/87 → 12/91
DUNA 60 1.1	146A6.000	01/87 → 12/91
DUNA 70 1.3	146A5.000	01/87 → 12/91
FIORINO I 1.0	127A.000	01/80 → 12/87
FIORINO I 1.1 60	146A9.000	11/86 → 04/88
FIORINO I 1.5	149C1.000	01/88 → 08/93
FIORINO I 1.7 D	149B3.000	12/87 → 12/90
FIORINO I 1050	127A.000	01/80 → 12/87
FIORINO I 900	100GL.000	10/77 → 10/86
FIORINO II 1.0 iE	156A2.246	11/92 → 04/96
FIORINO II 1.5 iE	149C1.000	01/88 → 10/92
FIORINO II 1.7 D	146B2.000, 146B2.000	01/88 →
FIORINO II 60 1.1	146A9.000	05/88 → 12/93
FIORINO II 60 1.7 D	146B2.000, 156A2.000	05/88 → 10/96
FIORINO II 75 i.e. 1.5	149C1.000	05/88 → 12/93
PANDA I 1.1	156C.046	05/91 → 03/95
PANDA I 1000	156A2.000, 156A2.100	01/85 →
PANDA I 1000 4x4	156A2.100, 138B2.000	01/86 → 12/94
PANDA I 1000 CLX	156A2.000	05/91 → 12/94
PANDA I 1000 Fire	156A2.000	05/86 → 04/91
PANDA I 1000 Fire [CHE]	156A2.146	11/87 → 04/91
PANDA I 1000 Fire [DEU]	156A2.048	01/86 → 07/89
PANDA I 1000 i.e.	156A2.246	08/92 → 02/04
PANDA I 1000 i.e. Cat	156A2.246	10/87 → 08/98
PANDA I 1100	156C.046	05/91 → 12/99
PANDA I 1100 i.e.	156C.046	01/86 → 04/91
PANDA I 1100 Trekking 4x4	156C.046	10/91 → 07/04
PANDA I 750	156A4.000	01/86 → 10/03
PANDA I 750 Cat	156A4.048	01/95 → 10/03
PANDA I 750 Fire	156A4.048	11/88 → 04/91
REGATA 1.1 60, 60 L	138B.000	10/83 → 08/86
REGATA 1.6	--	09/86 → 06/89
REGATA 100 Super 1.6	149A2.000	10/83 → 12/90
REGATA 60 Diesel 1.7	149B3.000	01/84 → 12/89
REGATA 65 Diesel 1.9	149A1.000	04/84 → 07/89
REGATA 70 1.3	138B2.000, 159A2.000	09/83 → 07/89
REGATA 80 Turbo Diesel 1.9	831D1.000	05/86 → 07/89
REGATA 85 1.5	149A5.000	05/85 → 12/87
RITMO I 1.1	146A4.048	04/85 → 12/87
RITMO I 1.3	149A3.000	11/83 → 08/85
RITMO I 1.5	138C2.048	10/85 → 05/87
RITMO I 1.6	149A4.000	01/83 → 12/87
RITMO I 1.7 Diesel	149B3.000	05/85 → 12/87
RITMO II 60 Diesel 1.7	138B6.000	10/82 → 10/85
RITMO II 75 1.5	138A2.000	09/85 → 12/88
TALENTO 1.9 D	149B1.000	03/89 → 03/94
TEMPRA 1.4 i.e.	159A2.000, 159A3.000	04/90 → 08/96
TEMPRA 1.6	159A3.000, 159A3.046	03/90 → 12/96
TEMPRA 1.6 i.e.	159A3.046, 159A4.000	06/90 → 08/96
TEMPRA 1.8 4x4	159A4.000	07/92 → 06/93
TEMPRA 1.8 i.e.	159A4.000, 160A1.000	03/90 → 08/96
TEMPRA 1.9 D	160A7.000	07/91 → 08/96
TEMPRA 1.9 TD	160B6.046	03/92 → 08/96
TEMPRA 1.9 TDE	160A6.046	07/90 → 03/93
TEMPRA 2.0	159A6.046	04/90 → 06/93
TEMPRA 2.0 i.e.	159A6.046	10/90 → 08/96
TIPO I 1.1	160A3.000	01/88 → 10/91
TIPO I 1.4	160A1.000, 159A2.000	07/87 → 12/89
TIPO I 1.4 i.e.	159A2.000, 159A3.048	05/89 → 04/95
TIPO I 1.6	159A3.048, 159A3.046	01/88 → 10/95
TIPO I 1.6 i.e.	159A3.046, 149B4.000	07/90 → 04/95
TIPO I 1.6 SX DGT	159A3.000	05/89 → 10/95
TIPO I 1.7 D	149B4.000, 159A4.000	01/88 → 10/95
TIPO I 1.8 i.e.	159A4.000, 160A6.000	10/90 → 06/93
TIPO I 1.8 i.e. 16V Sport	160A5.000	11/89 → 06/92
TIPO I 1.9 D	160A7.000	07/91 → 08/95
TIPO I 1.9 TD	160A6.000, 146A2.166	09/90 → 04/95
TIPO I 2.0	159A5.046	10/90 → 10/92
TIPO I 2.0 i.e.	159A5.046	06/90 → 03/92
UNO 1.0	146A2.166, 127A5.000	06/89 → 02/92
UNO 1.0 i.e.	146C7.000	09/89 → 03/94
UNO 1.3 Super Diesel	127A5.000, 146A2.000	06/83 → 03/92
UNO 1.3 Turbo i.e.	146A2.000, 146A8.000	04/85 → 03/91
UNO 1.4 Super	146C2.028	09/89 → 09/92
UNO 1.4 Turbo i.e.	146A8.000, 146B2.000	09/89 → 12/96

UNO 1.7 D	146B2.000, 156A2.000	02/88 → 08/00
UNO 1.7 DS Super	146B2.000	09/89 → 03/94
UNO 1.9 D	149B5.046	09/89 → 03/94
UNO 45 1.0	156A2.000, 146A4.048	06/86 → 12/93
UNO 45 1.0 Fire	--	01/83 → 12/89
UNO 45 i.e. 1.0	156A2.246	04/84 → 10/95
UNO 50 1.1	156C.046	01/90 → 12/93
UNO 50 i.e. 1.1	146C3.000	06/92 → 12/93
UNO 55 1.1	138B.000	01/83 → 08/89
UNO 60 1.1	146A4.048, --	05/85 → 12/92
UNO 60 1.1 SX	--, 146C1.000	01/83 → 12/89
UNO 60 Diesel 1.7	146B2.000	09/89 → 12/93
UNO 70 1.3i SX	--	01/83 → 12/89
UNO 70 i.e. 1.4	146C1.000, 138C2.048	09/89 → 07/96
UNO 70 S 1.4	160A1.048	10/88 → 06/06
UNO 70 TD 1.4	146B3.000	10/86 → 10/90
UNO 75 i.e. 1.5	138C2.048, 146B2.000	10/85 → 12/93
UNO CS 1.1	146A6.000	09/87 → 09/91
UNO CS 1.7 DS	146B2.000, --	07/87 → 09/91
X 1/9 1.3	128A5.000	10/75 → 06/78

FIAT (BR)

147 1.1	--	01/82 → 12/84
UNO 1.05	1.05	01/85 → 12/87
UNO 1.3	1.3	01/85 → 12/91
UNO 1.3 Furgoneta	1.3	01/85 → 12/91
UNO 1.5	1.5	01/91 → 12/93
UNO 1.6iR	1.6Mpi	01/93 → 12/94
UNO 1.6R	1.6	01/90 → 12/93
UNO CS 1.3	1.3	01/85 → 12/91
UNO CS 1.5	1.5	01/91 → 12/93
UNO CS 1.5 Furgoneta	1.5	01/91 → 12/93
UNO CSL 1.6	1.6	01/91 → 12/93
UNO MILLE 1.0	1.0	01/91 → 12/95

F50

126P 0.6	--, 8140.07.2700	09/72 → 12/91
----------	------------------	---------------

INNOCENTI

MILLE 1.0	146C7.000	07/95 → 05/97
MILLE 1.0i	146C7.000	02/93 → 02/98

IVECO

DAILY I 30-8	8140.61.200	01/78 → 12/89
DAILY I 35-10	8140.21.200	01/85 → 12/89
DAILY I 35-8	8140.61.200	01/78 → 12/89
DAILY II 30-10	8140.23	01/97 → 05/99
DAILY II 30-10 C	8140.23	01/97 → 05/99
DAILY II 30-8	8140.07.2700, 8140.23	01/89 → 05/99
DAILY II 30-8 V	8140.63	09/98 → 05/99
DAILY II 35-10	8140.23, 8140.43.	01/89 → 05/99
DAILY II 35-10 K	8140.23	01/97 → 05/99
DAILY II 35-12	8140.43., 8140.07.2700	01/90 → 05/99
DAILY II 35-12 K	8140.43.	09/96 → 08/98
DAILY II 35-8	8140.07.2700, BA32121	01/89 → 08/98

LADA

110 1.5	2111	06/96 → 09/04
LADA 1.2	--	01/80 →
LADA 1.3	--	01/80 →
LADA 1.5	--	01/80 →
NADESDHA 1.7	UAZ2121	12/97 → 12/06
NADESDHA 1.7 i	UAZ21214	12/97 → 12/06
NADESDHA 1.8	VAZ-2130	12/97 → 12/06
NIVA I 1600	BA32121, 835A1.000	12/76 → 12/93
NIVA III 1.7 i	--	01/07 →
PRIORA 1.6	VAZ-21116	01/11 → 12/13
RIVA 1.5	--	01/85 →

LANCIA			
PRISMA 2.0 i.e. Trazione integrale	831B4.000	04/86 ⇒	12/89
THEMA 2000 16V Turbo	834C1.000	12/88 ⇒	06/90
THEMA 2000 i.e	834B1.000	09/88 ⇒	05/92
THEMA 2000 i.e.	834B.146	09/87 ⇒	05/92
THEMA 2000 i.e. 16V	834B2.000, 834C1.000	05/88 ⇒	08/92
THEMA 2000 i.e. 16V Turbo	834C1.000, 8144.975	12/88 ⇒	03/93
THEMA 2500 Turbo DS	8144.975, 156A2.000	05/88 ⇒	07/92
Y10 1.0 Fire	156A2.100	06/85 ⇒	06/91
Y10 1.0 Fire Catalytic-Conv	156A2.246	10/87 ⇒	02/92
Y10 1.0 Fire Trazione integrale	156A2.000, 022A.5000	12/86 ⇒	02/92
Y10 1.1 i.e Fire	156C.000	08/89 ⇒	06/92
Y10 1.1 i.e Fire Trazione integrale	156C.000	08/89 ⇒	06/92
Y10 1.1 i.e. Fire	156C.046	07/89 ⇒	09/95
SEAT			
IBIZA I 1.2	021A1000	11/84 ⇒	12/93
IBIZA I 1.2 i	021C.1000	01/89 ⇒	05/93
IBIZA I 1.5 i	021B.2000	10/86 ⇒	05/93
MALAGA 1.2	021A1000	05/85 ⇒	12/93
MALAGA 1.5	021A2000	05/85 ⇒	12/93
MALAGA 1.5 i	021B.2000	01/87 ⇒	12/93
MALAGA 1.7 D	022A.5000, 110F.000	05/85 ⇒	12/93
RONDA 1.2	021A1000	08/83 ⇒	05/85
RONDA 1.6	138AR6.000	08/83 ⇒	09/85
RONDA 1.7 Diesel	022A.5000	06/82 ⇒	12/86
VW			
LT II 2.8TDI	BCQ	04/02 ⇒	07/06
ZASTAVA			
101 1.1	128A.000	06/73 ⇒	01/90
YUGO 0.9	9A	04/80 ⇒	06/92

7.0001



1

ENGINE OIL PRESSURE WARNING LIGHT SWITCHES

Adatt./Suitable:

BOSCH
0 344 101 060

FIAT
4151243
4151564
4152127
4304418
4305685
4431182
4473333
4998770
5927407
7547921

IVECO
4151564

LANCIA
4998770

MAGNETI MARELLI
116459169917
116459169925

SEAT
0003933681
SE 020942.000A


P002			6.3		Bar
					0.30

FIAT			
126 600	126A.000	09/72 ⇒	06/77
127 0.9	100GL.000	09/71 ⇒	12/84
500 0.5	110F.000, 146A.048	01/60 ⇒	12/75
500 0.6	--	08/68 ⇒	01/76
600 0.6	--	03/55 ⇒	05/61
PANDA I 650	141A.000	01/82 ⇒	07/04
PANDA I 750	141B.000	01/86 ⇒	01/95
PANDA I 800	100GL6.000	02/81 ⇒	12/85
PANDA I 900	100GL3.000	10/80 ⇒	06/94
PANDA I 900 CL	146A.048, 146A.000	01/86 ⇒	12/92
PANDA I 950	A112B1.054	09/82 ⇒	08/83
PANDA I 950 4x4	A112B1.054	09/83 ⇒	12/86
UNO 45 0.9	146A.000, 146A000	03/83 ⇒	07/96
UNO 45 0.9 Trend	146A.048	09/89 ⇒	09/92

LANCIA			
A 112 0.9 Junior	A112A5.000	03/81 ⇒	06/86
SEAT			
FURA 0.9	100GL3000	01/82 ⇒	06/86
IBIZA I 0.9	146A000, 149C2.000	08/86 ⇒	05/93
IBIZA I 1.2	021A1000	11/84 ⇒	12/93
MARBELLA 0.8	08NCA	08/86 ⇒	12/93
MARBELLA 0.9	09NCA	01/87 ⇒	12/93
TERRA 0.9	09NCA	02/87 ⇒	12/96

7.0003



1

ENGINE OIL PRESSURE WARNING LIGHT SWITCHES

Adatt./Suitable:

FIAT
4296603
4444650
82380085

LANCIA
4296603
MAGNETI MARELLI
116459129903


21			6.3		Bar
					0.30

FIAT			
127 1.3 D	127A5.000	06/81 ⇒	12/86
127 1.3 Diesel	127A5.000	04/81 ⇒	12/86
ARGENTA 1600	132D.000	04/81 ⇒	12/85
ARGENTA 1600 i.e	132D.000	04/81 ⇒	12/85
CROMA I 2000 i.e. Turbo	154A2.000	12/85 ⇒	06/90
FIORINO I 1.3 D	127A5.000	03/82 ⇒	12/88
PANDA I 1300 D	156A5.000	04/86 ⇒	12/92
RITMO II 105 1.6	138AR.000	01/83 ⇒	12/87
UNO 60 Diesel 1.7	149B3.000	07/86 ⇒	08/89
UNO 70 TD 1.4	146B.000	10/86 ⇒	10/90

LANCIA			
DELTA I 1.6 GT i.e.	149C2.000, 831B3.000	08/86 ⇒	08/92
DELTA I 1.6 HF Turbo	831B3.000, 831B5.000	08/86 ⇒	03/89
DELTA I 2.0 HF Integrale	831B5.000, 834B2.000	11/86 ⇒	12/91
PRISMA 1.6 i.e.	831B7.000	05/86 ⇒	12/89
THEMA 2000 16V Turbo	834C1.000	12/88 ⇒	06/90
THEMA 2000 i.e. 16V	834B2.000, 834C1.000	05/88 ⇒	08/92
THEMA 2000 i.e. 16V Turbo	834C1.000, 156A2.000	12/88 ⇒	03/93
THEMA 2000 i.e. Turbo	834C.146	07/86 ⇒	05/90
THEMA 2000 Turbo	834C.146	12/88 ⇒	03/92
Y10 1.0 Fire	156A2.100	06/85 ⇒	06/91
Y10 1.0 Fire Catalytic-Conv	156A2.246	10/87 ⇒	02/92
Y10 1.0 Fire Trazione integrale	156A2.000, 146A5.046	12/86 ⇒	02/92
Y10 1.1 i.e Fire	156C.000	08/89 ⇒	06/92
Y10 1.1 i.e Fire Trazione integrale	156C.000	08/89 ⇒	06/92
Y10 1.1 i.e. Fire	156C.046	07/89 ⇒	09/95
Y10 1.3 i.e.	146A5.046, AR30168	11/87 ⇒	12/95

7.0004



1

ENGINE OIL PRESSURE WARNING LIGHT SWITCHES

Adatt./Suitable:

FIAT
4151890
4444651

LANCIA
4444651

MAGNETI MARELLI
116459129901


21			6.3		Bar
					0.40

FIAT			
850 0.8	100G.000	07/64 ⇒	10/72
LANCIA			
A 112 1.0 Abarth	A112A2.000	03/78 ⇒	02/84

7.0005



1

ENGINE OIL PRESSURE WARNING LIGHT SWITCHES

Adatt./Suitable:

ALFA ROMEO
510 621
60504190


P001			6.3		Bar
					0.30

ALFA ROMEO			
33 I 1.2	AR30585	06/83 ⇒	12/89
33 I 1.3	AR30168, AR30508	06/83 ⇒	12/89
33 I 1.3 i.e.	AR30168	05/83 ⇒	12/89
33 I 1.4	AR30587	01/84 ⇒	12/88
33 I 1.5	AR30588	07/86 ⇒	12/89
33 I 1.5 4x4	AR30508, AR30146	07/86 ⇒	12/89
33 I 1.5 QV	AR30146, AR30753	06/84 ⇒	12/89
33 I 1.7	AR30550	01/86 ⇒	12/89
33 I 1.7 i.e.	AR30558	09/88 ⇒	12/89
33 I 1.7 i.e. 4x4	AR30558	09/88 ⇒	12/89
33 I 1.7 QV	AR30550	03/88 ⇒	12/89
33 II 1.2	AR30743	01/90 ⇒	08/91
33 II 1.3	AR30732	09/91 ⇒	10/94
33 II 1.4 4x4	AR30755	07/90 ⇒	12/92
33 II 1.4 i.e.	AR30753, AR30738	06/91 ⇒	09/94
33 II 1.4 i.e. 4x4	AR30755	07/90 ⇒	09/94
33 II 1.5	AR30734	01/90 ⇒	04/93
33 II 1.5 i.e	AR30751	01/90 ⇒	09/94
33 II 1.5 i.e.	AR30738, AR30746	07/90 ⇒	12/95
33 II 1.7 16V	AR30746, AR30746	01/90 ⇒	09/94
33 II 1.7 16V 4x4	AR30746, AR30736	01/90 ⇒	09/94
33 II 1.7 i.e.	AR30736, AR30736	01/90 ⇒	12/95
33 II 1.7 i.e. 4x4	AR30736, 2110	01/90 ⇒	09/94
ALFASUD 1.2	AR30102	06/72 ⇒	09/84

7.0006



1

ENGINE OIL PRESSURE WARNING LIGHT SWITCHES

Adatt./Suitable:

BOSCH
0 344 101 046**CHRYSLER**
T1348032**CITROËN**
77 006 557 87**GENERAL MOTORS**
30 520 357**LADA**
2106-3829010
2106-3829010-01
2106-3829010-02**PEUGEOT**
1131.09**RENAULT**
77 00 655 787
77 00 761 254
77 01 348 032
77 01 348 033
77 01 365 429**SAAB**
30 520 357
75 22 402
91 09 182
91 12 459**VOLVO**
3342004
3342004-3

MARKET DIFFUSION: MEDIUM



P001			6.3		Bar
					0.35
21	M 14 x 1,5				

CITROËN

CX I 2000	829A5	06/79 ⇒ 08/85
-----------	-------	---------------

DACIA

1210 1.2	--	01/69 ⇒
1310 1.3	810-02/-99	05/83 ⇒ 07/04
ARO 10	--	01/72 ⇒ 12/80

LADA

110 1.5	2110, 2112	10/00 ⇒ 12/12
110 1.5 16V	2112, 21104	10/00 ⇒ 12/10
110 1.6	21104, 2110	01/00 ⇒ 12/12
110 1.6 16V	21124	10/04 ⇒ 12/10
110 1.6 LPG	21114	10/04 ⇒ 03/07
111 1.5	2110, 2112	10/00 ⇒ 12/05
111 1.5 16V	2112, 2111	10/00 ⇒ 12/05
112 1.5	2111, 2112	10/00 ⇒ 12/05
112 1.5 16V	2112, --	10/00 ⇒ 12/05
112 1.6	21104	03/06 ⇒ 12/08
SAMARA 1.5	--, 105(XM7)	01/97 ⇒

PEUGEOT

505 1.8	105(XM7), 851(ZDJ)	06/81 ⇒ 10/86
505 2.0	106E(XN1A)	09/85 ⇒ 09/95
505 2.1 i	XN9T	01/83 ⇒ 12/88
505 2.2	851(ZDJ), C1E715	05/81 ⇒ 12/93
505 2.2 GTI	851B(ZDJL)	08/83 ⇒ 12/93

RENAULT

4 0.8	800705	10/83 ⇒ 10/88
4 1.1	688712, C1G700	02/78 ⇒ 06/90
5 1.3	810719	06/79 ⇒ 09/84
5 1.4 Alpine A5	840725	09/77 ⇒ 09/81
5 1.4 Alpine Turbo	840726	10/81 ⇒ 01/85
9 1.1	C1E715	09/81 ⇒ 05/87
9 1.2	C1G700, C2J720	09/85 ⇒ 12/88
9 1.4	C2J720, J6R234	09/85 ⇒ 12/88
11 1.1	C1E715, C2J720	03/83 ⇒ 06/86
11 1.4	C2J720, 847720	03/83 ⇒ 12/88
18 1.4	847720, A6M725	04/78 ⇒ 07/86
18 1.6 TS	A6M725, 829700	05/82 ⇒ 07/86
18 2.0	J6R716	05/82 ⇒ 07/86
20 2.0	829700, J6R706	10/77 ⇒ 12/83
25 2.0	J6R706, J7R720	04/84 ⇒ 12/93
25 2.0 12V	J7R720, J7T706	06/88 ⇒ 12/93
25 2.1 Diesel	J8S706	04/84 ⇒ 05/89
25 2.1 Turbo-D FWD	J8S708	04/84 ⇒ 12/92
25 2.2	J7T706, 688712	04/84 ⇒ 12/92
ESPACE I 2.0	J6R234, C1J	07/84 ⇒ 12/90

RENAULT

ESPACE I 2.2	J7T770	07/86 ⇒ 12/90
ESPACE I 2.2 Quadra	J7T770	01/88 ⇒ 12/90
EXPRESS 1.1	C1E	01/85 ⇒ 10/90
EXPRESS 1.2	C1G	01/85 ⇒ 10/90
EXPRESS 1.4	C1J, 829731	01/85 ⇒ 10/90
EXPRESS 1.4i	C3G/C3J	01/85 ⇒ 10/90
EXPRESS 955	C1C	01/85 ⇒ 10/90
MASTER I 2.0	829731, S8U730	07/80 ⇒ 12/95
MASTER I 2.1 D	J8S330	11/89 ⇒ 04/95
MASTER I 2.4 D	S8U730, 829731	07/80 ⇒ 02/98
MASTER I 2.5 D	S8U742	07/80 ⇒ 10/89
MASTER I 28-35 2,5 D	S8U742	08/89 ⇒ 07/98
MASTER I 28-35 2.0	829731, S8U730	08/80 ⇒ 07/98
MASTER I 28-35 2.1 D	J8S330	08/80 ⇒ 07/98
MASTER I 28-35 2.5 D	S8U730, C1C706	08/80 ⇒ 07/98
MASTER I 28-35 2.5 D	S8U731	09/80 ⇒ 07/98
MASTER I 28-35 2.5 TD	S9U700	08/89 ⇒ 07/98
RAPID 1.0	C1C706, C1E750	09/85 ⇒ 05/92
RAPID 1.1	C1E750, C1J768	07/85 ⇒ 10/97
RAPID 1.4	C1J768, C1E750	07/85 ⇒ 08/91
SUPER 5 1.1	C1E750, C1J768	10/84 ⇒ 12/96
SUPER 5 1.4	C1J768, C3J700	10/84 ⇒ 08/90
SUPER 5 1.4 Cat	C3J700, B202I	10/85 ⇒ 12/96
TRAFIC I 1.4	C1J700	03/80 ⇒ 06/91

SAAB

9-3 2.0 SE Turbo	B204R	02/98 ⇒ 08/03
9-3 2.0 Turbo	B204E	10/98 ⇒ 08/03
90 2.0	B20I	08/84 ⇒ 08/87
900 I 2.0 -16	B202I, B20I	01/86 ⇒ 06/94
900 I 2.0 c	B201XC	09/79 ⇒ 12/88
900 I 2.0 i	B20I, B202S	11/80 ⇒ 08/90
900 I 2.0 S Turbo-16	B202S, B201XL	07/91 ⇒ 06/94
900 I 2.0 Turbo	B201XL, B202L	01/86 ⇒ 12/91
900 I 2.0 Turbo-16	B202L, B204I	11/85 ⇒ 06/94
900 I 2.0 Turbo-16 S	B202XL	01/84 ⇒ 06/94
900 I 2.0 Turbo-16 S Cat	B202XL	01/89 ⇒ 12/93
900 I 2.1 -16	B212I	08/90 ⇒ 06/94
900 II 2.0 -16 Turbo	B204L	07/93 ⇒ 02/98
900 II 2.0 i	B204I, B202I	07/93 ⇒ 02/98
900 II 2.3 -16	B234I	07/93 ⇒ 02/98
9000 2.0 -16	B202I, B204E	12/85 ⇒ 01/93
9000 2.0 -16 CD	B204E, B202I	09/93 ⇒ 12/98
9000 2.0 -16 CS	B202I, B202	01/89 ⇒ 12/98
9000 2.0 -16 ND Turbo	B204E	09/93 ⇒ 12/98
9000 2.0 -16 Turbo	B202, B202XL	09/84 ⇒ 08/93
9000 2.0 -16 Turbo CD	B202XL, B14.3E	09/88 ⇒ 12/98
9000 2.3 -16 Aero CS	B234R	02/93 ⇒ 12/98
9000 2.3 -16 CD	B234I	08/89 ⇒ 12/98
9000 2.3 -16 CD Turbo	B234L	07/90 ⇒ 12/98
9000 2.3 -16 CDE	B234I	09/93 ⇒ 12/98
9000 2.3 -16 CDE Eco-Power	B234E	09/93 ⇒ 12/98
9000 2.3 -16 CS	B234I	09/89 ⇒ 12/98
9000 2.3 -16 CSE	B234I	09/93 ⇒ 12/98
9000 2.3 -16 CSE Eco Power	B234E	09/93 ⇒ 12/98
9000 2.3 -16 Turbo	B234L	09/90 ⇒ 12/98
9000 2.3 -16 Turbo CSE	B234L	09/93 ⇒ 12/98

VOLVO

340-360 1.4	B14.3E, AR67103	08/82 ⇒ 07/91
-------------	-----------------	---------------

7.0007



1

ENGINE OIL PRESSURE WARNING LIGHT SWITCHES

Adatt./Suitable:

ALFA ROMEO
105 48 06 323 00/00
60506902
60593846
60595694**BMW**
61 31 1 351 799**BOSCH**
0 344 101 032
0 344 101 033
0 344 101 044
0 344 101 045
0 344 101 058
0 344 101 085**PORSCHE**
901 613 571 01**ROVER**
GP5137**VW**
021 919 081
021 919 081 A
021 919 081 B
021 919 081 D
028 919 081
028 919 081 C
059 919 081
113 919 081
311 919 081 A

P003			6.3		Bar
					0.30
24	M 10 x 1				

ALFA ROMEO

33 I 1.8 TD	VM82A	01/86 ⇒ 06/90
33 II 1.8 TD	VM96A	07/90 ⇒ 09/94
75 1.6	AR06100	05/85 ⇒ 09/89
75 1.6 Cat	AR61101	05/89 ⇒ 02/92
75 1.8	AR06168, AR06166	09/85 ⇒ 02/92
75 1.8 i.e.	61202	08/89 ⇒ 02/92
75 1.8 i.e. Turbo America	61203	02/86 ⇒ 01/90
75 1.8 Turbo	AR06134	09/86 ⇒ 02/92
75 2.0 T.S. Cat	AR06224	05/85 ⇒ 02/92
75 2.0 T.S.	AR06166, AR01646	01/87 ⇒ 02/92
75 2.0 TD	VM80A	05/85 ⇒ 09/92
75 2.4 TD	VM81A	01/89 ⇒ 02/92
75 2.5 V6	AR01646, AR06120	05/85 ⇒ 08/86
75 3.0 V6	AR06120, AR00526	01/87 ⇒ 02/92
75 3.0 V6 Cat	AR06124	01/87 ⇒ 02/92
90 1.8	AR06202	10/84 ⇒ 07/87
90 2.0 i.e.	AR06210	10/84 ⇒ 07/87
90 2.4 TD	VM81A	10/84 ⇒ 07/87
155 1.7 T.S.	AR67103, AR67101	04/93 ⇒ 04/96
155 1.8 T.S.	AR67101	02/92 ⇒ 05/94
155 1.8 T.S. Sport	AR67101, AR67201	03/92 ⇒ 12/96
155 2.0 T.S.	AR67201, VM07B	02/92 ⇒ 05/95
155 2.5 TD	VM07B, VM08B	04/93 ⇒ 12/97
164 2.0 T.S.	AR64103	09/92 ⇒ 09/98
164 2.0 V6 Turbo	AR64102	09/92 ⇒ 09/98
164 2.5 TD	VM08B, AR06168	09/92 ⇒ 09/98
166 2.0 V6	AR34102	09/98 ⇒ 10/00
ALFETTA 2.0 TD	VM4HT/2	10/79 ⇒ 03/83
GIULIETTA I 1.8	AR01678	04/79 ⇒ 04/85
GIULIETTA I 2.0	AR01655	06/80 ⇒ 04/85
GIULIETTA I 2.0 TD	VM4HT	01/83 ⇒ 12/85
GTV 2.0 V6 Turbo	AR16202	06/95 ⇒ 09/98
SPIDER I 1600	AR00526, AR01588	03/76 ⇒ 12/93
SPIDER I 2.0i [CAN]	AR01588	09/90 ⇒ 10/93
SPIDER I 2.0i [USA]	AR01588	09/90 ⇒ 10/93
SPIDER I 2.0i Veloce [CAN]	AR01588	09/90 ⇒ 10/93
SPIDER I 2.0i Veloce [USA]	AR01588	09/90 ⇒ 10/93
SPIDER I 2000	AR01588, 4255L1RR	01/77 ⇒ 12/93
SPIDER II 2.0	AR16202	05/98 ⇒ 04/05
SZ 3.0 V6 Zagato	AR61501	09/88 ⇒ 08/94

ROVER

800 825 D/SD	4255L1RR, 4255L1RR	01/90 ⇒ 02/99
800 825 SD	4255L1RR, DS	09/93 ⇒ 02/99

7.0008



1

ENGINE OIL PRESSURE WARNING LIGHT SWITCHES

Adatt./Suitable:

AUDI

021 919 081 C
056 919 081 C

BOSCH

0 344 101 082
0 344 101 083

SEAT

021 919 081 C
056 919 081 C

SKODA

021 919 081 C
056 919 081 C

VOLVO

1257137
1257137-8

VW

021 919 081 C
026 919 081 I
056 919 081 C

P004					Bar
	24	M 10 x 1			0.30

AUDI

100 III 1.8	DS, CN	08/83 → 07/89
100 III 1.8 quattro	NP	10/84 → 07/88
100 III 2.0 D	CN, 1B	08/82 → 07/89
200 II 2.2 Turbo	1B, 1Z	08/85 → 09/91
200 II 2.2 Turbo quattro	1B	02/88 → 11/90
A4 I 1.9 DUO	AHU	03/98 → 09/01
A4 I 1.9 TDI	1Z, 1Z	01/95 → 09/01
A4 I 1.9 TDI quattro	AFN	09/96 → 09/01

SEAT

ALHAMBRA I / II 1.9 TDI	1Z, AEX	04/96 → 03/10
INCA 1.4 i	AEX, 1F	11/95 → 06/03
INCA 1.6 i	1F, 1Y	11/95 → 05/98
INCA 1.7 D	AHB	09/96 → 06/03
INCA 1.9 D	1Y, 1Y	11/95 → 06/03
INCA 1.9 SDI	1Y, 1F	11/95 → 06/03
MARBELLA 1.3 D	--	01/90 → 12/93
MARBELLA 1.4 D	--	01/90 → 12/93
TOLEDO I 1.6 i	1F, KR	05/91 → 03/99
TOLEDO I 1.8 16V	KR, ABS	05/91 → 03/99
TOLEDO I 1.8 GT	KR	05/91 → 11/92
TOLEDO I 1.8 i	ABS, 1Y	05/91 → 12/96
TOLEDO I 1.9 D	1Y, 135	05/91 → 03/99
TOLEDO I 1.9 TD	AAZ	05/91 → 03/99
TOLEDO I 1.9 TDI	1Z	08/95 → 03/99
TOLEDO I 2.0 i	2E	05/91 → 03/99
TOLEDO I 2.0 i 16V	ABF	11/93 → 03/99

SKODA

BETA 1.3	135, 135	10/95 → 04/02
FELICIA 1.3	135, 135	10/94 → 04/02
FELICIA 1.3 LX	135, 136i	08/95 → 03/98
FELICIA 1.3 LXI	136i, 424	08/95 → 03/98
FELICIA 1.6	AEE	06/97 → 04/02
FELICIA 1.6 GLX	AEE	08/95 → 03/98
FELICIA 1.6 LX	AEE	08/95 → 03/98
FELICIA 1.9	AEF	08/96 → 11/00
FELICIA 1.9 D	AEF	10/95 → 04/02

VOLKSWAGEN (BR)

APOLLO 1.8	424, D24	06/90 → 11/92
------------	----------	---------------

VOLVO

240 2.4 Diesel	D24, D24T	08/78 → 08/93
740 2.4 Diesel	D24	08/84 → 07/92
740 2.4 TD	D24T, AEX	08/85 → 12/90
740 2.4 TD Interc.	D24TIC	08/86 → 07/88
740 2.4 Turbo-Diesel	D24T	09/85 → 07/92
760 2.4 TD Interc.	D24TIC	08/87 → 07/92
760 2.4 Turbo Diesel	D24T	08/82 → 07/87
780 2.4 D	D24TIC	04/86 → 12/90
940 I 2.4 D	D24	08/90 → 07/95
940 I 2.4 TD Intercooler	D24TIC	08/90 → 12/94
940 I 2.4 Turbo Diesel	D24T	08/90 → 12/94
940 II 2.4 TD Interc.	D24TIC	08/94 → 10/98

VOLVO

960 I 2.4 TD Interc.	D24TIC	09/91 → 07/94
----------------------	--------	---------------

VW

CADDY II 1.4	AEX, 1F	11/95 → 01/04
CADDY II 1.6	1F, 1Z	11/95 → 12/00
CADDY II 1.7 SDI	AHB	07/96 → 09/00
CADDY II 1.9 TDI	1Z, AEX	09/96 → 01/04
CADDY II 60 1.4	AEX, 1F	11/95 → 01/04
CADDY II 75 1.6	1F, GK	11/95 → 05/97
DERBY 1.0	GL	10/81 → 12/84
DERBY 1.1	HB	02/77 → 09/81
DERBY 1.3	GK, AFT	02/77 → 12/84
GOLF IV 1.6	AFT, AAM	06/98 → 06/02
GOLF IV 1.8	AAM, AFN	01/98 → 10/00
GOLF IV 1.9 TDI	AFN, RA	06/98 → 06/02
LT II 2.5 TDI	BBE	05/01 → 07/06
PASSAT II 1.3	EU	08/80 → 07/86
PASSAT II 1.6	DT	08/80 → 03/88
PASSAT II 1.6 D	JK	08/80 → 03/88
PASSAT II 1.6 TD	CY	04/82 → 03/88
PASSAT II 1.8	DS	01/83 → 03/88
PASSAT II 1.8 Syncro	DS	01/86 → 03/88
PASSAT II 1.9	WN	01/81 → 07/83
PASSAT II 2.0	JS	08/83 → 03/88
PASSAT II 2.0 Syncro	JS	05/84 → 03/88
PASSAT II 2.2	KX	01/85 → 03/88
PASSAT III 1.6 TD	RA, 2E	08/88 → 09/93
PASSAT III 2.0	2E, AAK	02/90 → 05/97
PASSAT III 2.0 Syncro	2E	10/90 → 05/97
POLO II 1.0	AAK, 3F	10/81 → 09/94
POLO II 1.0 Cat	AAK	08/89 → 09/94
POLO II 1.1	HB	10/81 → 09/89
POLO II 1.3	3F, 2G	10/81 → 09/94
POLO II 1.3 Cat	2G, AER	07/87 → 09/94
POLO II 1.3 D	MN	08/86 → 08/90
POLO II 1.3 G40	PY	01/87 → 08/90
POLO III 1.0	AER, AEX	10/94 → 09/01
POLO III 1.4	AEX, 1F	10/99 → 09/01
POLO III 1.4 16V	AFH	10/99 → 09/01
POLO III 1.6	1F, AER	05/96 → 09/97
POLO III 1.9 SDi	AEY	05/96 → 08/96
POLO III 100 1.4 16V	AFH	04/96 → 10/99
POLO III 45 1.0	AEV	10/94 → 09/96
POLO III 50 1.0	AER, AEX	09/96 → 10/99
POLO III 55 1.3	ADX	10/94 → 07/95
POLO III 60 1.4	AEX, 1F	07/95 → 09/01
POLO III 75 1.6	1F, --	10/94 → 10/99
POLO III 90 1.8	ADD	01/97 → 09/01
QUANTUM 1.7	--	01/85 → 12/87
QUANTUM 2.1	--, AJH	01/81 → 12/89
SANTANA 1.6	DT	08/81 → 12/84
SANTANA 1.6 TD	CY	12/81 → 12/84
SANTANA 1.8	DS	01/83 → 12/84
SANTANA 1.9	WN	08/81 → 07/83
SANTANA 2.0	JS	08/83 → 12/84
SCIROCCO I 1.1	FA	04/74 → 07/79
SCIROCCO I 1.3	GF	08/79 → 07/80
SCIROCCO I 1.5	JB	08/77 → 07/80
SCIROCCO II 1.3	GF	08/80 → 12/83
SCIROCCO II 1.6	FR	08/80 → 04/84
SCIROCCO II 1.6 D	CR	01/80 → 12/81
SHARAN I 1.8 T 20V	AJH, 1Z	09/97 → 03/10
SHARAN I 1.9 TDI	1Z, AAA	09/95 → 03/10
SHARAN I 2.0	ADY	09/95 → 03/10
SHARAN I 2.8 VR6	AAA, AAA	09/95 → 04/00
SHARAN I 2.8 VR6 Syncro	AAA, AAA	11/96 → 04/00
VENTO 1.6	ABU	09/92 → 09/98
VENTO 2.8 VR6	AAA, FH	01/92 → 09/98

7.0010



1

ENGINE OIL PRESSURE WARNING LIGHT SWITCHES

Adatt./Suitable:

BOSCH

0 344 101 056

SKODA

110-094 203
115 094 200

VW

028 919 081 A
028 919 081 B
061 919 081

P003					Bar
	24	M 10 x 1			0.30

VW

LT I 2.7 D	CG	11/75 → 01/80
SCIROCCO I 1.5	FH, EG	02/74 → 12/75
SCIROCCO I 1.6	EG, JBB	08/75 → 07/80

7.0011



1




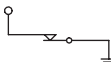
ENGINE OIL PRESSURE WARNING LIGHT SWITCHES

Adatt./Suitable:

BOSCH0 344 101 071
0 344 101 086**FORD**0 409 160
1 027 970
1 066 811
1 414 897
1 647 828
3 466 716
6 080 608
6 086 163
6 170 902
6 499 475
6 513 125
6 539 971
6 716 335
81AB-9278-AA
81AB-9278-BA
81AE-9278-BA
86AB-9278-BA
86AB-9278-BB
90AB-9278-AA
90AB-9278-AB
92BB-9278-AA
98FB-9278-AA
DOHZ-9278-A
D4AZ-9278-A
D5AF-9278-AA**FORD USA**3 466 716
D5AF-9278-AA**MAZDA**1 E00 18 501
1 E00 18 501 A
1E10-18-501
C20118501**MOTORCRAFT**SW 978
SW-1311

MARKET DIFFUSION: MEDIUM



				Bar
24	1/4-18NPT	8-32 UNC		0.30

FORD

CAPRI III 1.3	J1E	01/78 ⇒ 06/85
CORTINA 1300	KL13H	10/70 ⇒ 03/72
ESCORT-NOMADE 1.6	ZH16L1E, TKA	01/95 ⇒ 04/00
ESCORT-NOMADE 1.8	ZH18NRDA	01/95 ⇒ 04/00
ESCORT-NOMADE 1.8TDi	D18TRFK	01/95 ⇒ 04/00
ESCORT III 1.1	GSE	08/83 ⇒ 07/90
ESCORT III 1.3	JBB, F6D	09/80 ⇒ 07/90
ESCORT III 1.4 i	F6D, LR1	02/86 ⇒ 07/90
ESCORT III 1.6 i	LR1	09/83 ⇒ 12/85
ESCORT III 1.6 XR3i	LR1, RTA	10/82 ⇒ 12/85
ESCORT III 1.8 D	RTA, J6A	07/88 ⇒ 07/90
ESCORT IV 1.1	GSG	12/85 ⇒ 07/90
ESCORT IV 1.3	J6A, F4B	01/86 ⇒ 08/97
ESCORT IV 1.4	F4B, LR2	01/86 ⇒ 08/00
ESCORT IV 1.6 Turbo RS	LNB	01/86 ⇒ 07/90
ESCORT IV 1.6 XR3i	LR2, RTA	01/86 ⇒ 07/90
ESCORT IV 1.8 D	RTA, RFD	01/89 ⇒ 08/00
ESCORT IV 1.8TD	RFD, J4B	01/95 ⇒ 08/00
ESCORT IV 1.8 Turbo D	RVA	12/95 ⇒ 06/01
ESCORT V 1.3	J4B, F4B	07/90 ⇒ 01/95
ESCORT V 1.4	F4B, LJF	07/90 ⇒ 01/95
ESCORT V 1.4 i	F4B	07/93 ⇒ 01/95
ESCORT V 1.6	LJF, L1E	07/90 ⇒ 12/92
ESCORT V 1.6 16V XR3i	L1E	12/92 ⇒ 01/95
ESCORT V 1.6 i 16V	L1E, RDA	09/92 ⇒ 01/95
ESCORT V 1.8 16V	RDA	02/92 ⇒ 12/92
ESCORT V 1.8 16V XR3i	RDA, D18NARTH	02/92 ⇒ 01/95
ESCORT V 1.8 D	D18NARTH, RDA	07/90 ⇒ 01/95
ESCORT V 1.8 i 16V	RDA, RFD	09/92 ⇒ 01/95
ESCORT V 1.8TD	RFD, RDA	02/93 ⇒ 01/95
ESCORT V 1.8 XR3i 16V 4x4	RDA, BL13H-JBE	08/93 ⇒ 01/95
ESCORT V RS 2000	N7A	05/91 ⇒ 12/92
ESCORT VI 1.3	BL13H-JBE, F4B	01/95 ⇒ 02/99
ESCORT VI 1.4	F4B, L1E	01/95 ⇒ 12/99
ESCORT VI 1.6 16V	L1E, L1E	01/95 ⇒ 02/99
ESCORT VI 1.6 16V 4x4	L1E	01/95 ⇒ 10/98

FORD			
ESCORT VI 1.6 16V XR3i	L1E, L1E	02/95 ⇒ 09/99	
ESCORT VI 1.6 i 16V	L1E, RDA	01/95 ⇒ 02/99	
ESCORT VI 1.8 16V	RDA, RDA	01/95 ⇒ 02/99	
ESCORT VI 1.8 16V XR3i	RDA, RTE	02/95 ⇒ 08/98	
ESCORT VI 1.8 D	RTE, RFD	01/95 ⇒ 02/99	
ESCORT VI 1.8TD	RFD, ZH16L1E	01/95 ⇒ 07/00	
ESCORT VI 1.8 Turbo D	RVA	12/95 ⇒ 08/99	
ESCORT VI 2.0 RS	N7A	01/95 ⇒ 12/97	
ESCORT VI RS 2000	N7A	02/95 ⇒ 02/98	
FIESTA I 0.9	TKA, GLA	05/76 ⇒ 08/83	
FIESTA I 1.1	GLA, GLC	05/76 ⇒ 08/83	
FIESTA I 1.3	J3E	08/77 ⇒ 08/83	
FIESTA I 1.6 XR2	L3E	08/81 ⇒ 08/83	
FIESTA II 1.1	GLC, JPC	09/83 ⇒ 02/89	
FIESTA II 1.3	JPC, FUB	09/83 ⇒ 09/89	
FIESTA II 1.4	FUB, LUB	10/85 ⇒ 11/89	
FIESTA II 1.6 D	LTB	09/83 ⇒ 09/89	
FIESTA II 1.6 XR2	LUB, G6A	03/84 ⇒ 02/89	
FIESTA III 1.0	TLB	03/89 ⇒ 12/95	
FIESTA III 1.1	G6A, F6E	03/89 ⇒ 12/95	
FIESTA III 1.3	J6B	09/91 ⇒ 02/96	
FIESTA III 1.3 Cat	J6B	05/91 ⇒ 01/97	
FIESTA III 1.4	F6E, LUH	03/89 ⇒ 12/95	
FIESTA III 1.4 Cat	F4A	03/89 ⇒ 12/95	
FIESTA III 1.6	LUH, LJC	01/89 ⇒ 01/94	
FIESTA III 1.6 i 16V	L1G	01/94 ⇒ 12/95	
FIESTA III 1.6 Turbo	LHA	03/90 ⇒ 10/92	
FIESTA III 1.6 XR2i	LJC, RTC	03/89 ⇒ 01/94	
FIESTA III 1.8 D	RTC, DHA	03/89 ⇒ 02/96	
FIESTA IV 1.0 i	ZH10JRB	02/97 ⇒ 09/99	
FIESTA IV 1.2	DHA, DHA	01/96 ⇒ 04/02	
FIESTA IV 1.25 i 16V	DHA, J4C	08/95 ⇒ 01/02	
FIESTA IV 1.3	J4C, J4C	02/96 ⇒ 08/03	
FIESTA IV 1.3 i	J4C, FHA	08/95 ⇒ 01/02	
FIESTA IV 1.4	FHA	08/98 ⇒ 09/05	
FIESTA IV 1.4 i	FHA	04/96 ⇒ 10/99	
FIESTA IV 1.4 i 16V	FHA, L1T	04/96 ⇒ 01/02	
FIESTA IV 1.6 16V Sport	L1T, RTJ	02/00 ⇒ 01/02	
FIESTA IV 1.8 D	RTJ, RTN	08/95 ⇒ 04/02	
FIESTA IV 1.8 Di	RTN, RTJ	04/00 ⇒ 01/02	
FIESTA IV D 1.8	RTJ, RTN	05/98 ⇒ 04/02	
FIESTA IV TD 1.8	RTN, FUJA	03/00 ⇒ 08/03	
FIESTA V 1.25 16V	FUJA, FXJA	05/02 ⇒ 06/08	
FIESTA V 1.4 16V	FXJA, FYJA	11/01 ⇒ 06/08	
FIESTA V 1.6 16V	FYJA, HWDA	11/01 ⇒ 06/08	
FOCUS I 1.4	FXDA, FYDA	08/98 ⇒ 03/05	
FOCUS I 1.4 16V	FXDA	10/98 ⇒ 09/99	
FOCUS I 1.6	FYDA, --	08/98 ⇒ 04/05	
FOCUS I 1.6 16V Flexifuel	FYDH	01/02 ⇒ 11/04	
FOCUS C-MAX 1.6	HWDA, FXDA	10/03 ⇒ 03/07	
FUSION 1.25	--, --	10/02 ⇒	
FUSION 1.4	--, FYJA	06/02 ⇒	
FUSION 1.4 LPG	UTJA	01/10 ⇒ 12/12	
FUSION 1.6	FYJA, NSE	06/02 ⇒ 12/12	
GALAXY I 2.0 i	NSE, ESSA	11/95 ⇒ 05/06	
GALAXY I 2.3	DH23E5SB	05/00 ⇒ 10/02	
GALAXY I 2.3 16V	ESSA, BAA	09/01 ⇒ 05/06	
IKON 1.3 EFI	--	01/00 ⇒	
IKON 1.8 D	--	01/00 ⇒	
KA I 1.3 i	BAA, L1F	09/96 ⇒ 11/08	
MONDEO I 1.6 i	L1J	08/96 ⇒ 09/00	
MONDEO I 1.6 i 16V	L1F, RKA	02/93 ⇒ 09/00	
MONDEO I 1.8 4x4	RKA	02/93 ⇒ 08/96	
MONDEO I 1.8 i	RKA, RKA	08/96 ⇒ 09/00	
MONDEO I 1.8 i 16V	RKA, RFM	02/93 ⇒ 08/96	
MONDEO I 1.8 i 16V 4x4	RKA	02/93 ⇒ 08/96	
MONDEO I 1.8TD	RFM, NGA	06/93 ⇒ 09/00	
MONDEO I 1.8TDi	RFN	09/96 ⇒ 09/00	
MONDEO I 2.0 i	NGA, NGA	08/96 ⇒ 09/00	
MONDEO I 2.0 i 16V	NGA, NGA	01/93 ⇒ 08/96	
MONDEO I 2.0 i 16V 4x4	NGA, JBB	02/93 ⇒ 08/96	
MONDEO I 2.5 i 24V	SEA	07/94 ⇒ 08/96	
ORION I 1.3	JBB, LR1	07/83 ⇒ 07/90	
ORION I 1.4 Cat	F6D	02/87 ⇒ 07/90	
ORION I 1.6 i	LR1, RTA	07/83 ⇒ 07/90	
ORION I 1.8 D	RTA, BL13H-JBE	01/89 ⇒ 07/90	
ORION II 1.3	BL13H-JBE, F6F	07/90 ⇒ 12/94	
ORION II 1.4	F6F, LUJ	07/90 ⇒ 12/93	
ORION II 1.6	LUJ, HL16EFI-LJE	07/90 ⇒ 12/92	
ORION II 1.6 i	HL16EFI-LJE, L1E	07/90 ⇒ 09/92	
ORION II 1.6 i 16V	L1E, RTE	07/92 ⇒ 12/93	
ORION II 1.8 D	RTE, RDA	11/90 ⇒ 12/93	
ORION II 1.8 i 16V	RDA, RFD	01/92 ⇒ 12/93	
ORION II 1.8TD	RFD, FHD	03/92 ⇒ 12/93	
P 100 1.8 TD	RFA	10/87 ⇒ 12/92	
P 100 2.0	NAE	10/87 ⇒ 12/92	
PUMA 1.4 16V	FHD, MHA	11/97 ⇒ 10/00	
PUMA 1.6 16V	L1W	08/00 ⇒ 06/02	

FORD			
PUMA 1.7 16V	MHA, N9B	03/97 ⇒ 06/02	
PUMA Racing ST 160	MHA	06/99 ⇒ 06/02	
SCORPIO I 2.0 i	N9B, BRC	05/89 ⇒ 09/94	
SCORPIO I 2.4 i	ARC	09/86 ⇒ 09/88	
SCORPIO I 2.9 24V	BOA	08/93 ⇒ 09/94	
SCORPIO I 2.9 i	BRC, BRC	09/86 ⇒ 12/94	
SCORPIO I 2.9 i 24V	BOA	04/91 ⇒ 09/94	
SCORPIO I 2.9 i 4x4	BRC, R2C	09/86 ⇒ 10/94	
SCORPIO I 2.9 i Cat	BRE	10/87 ⇒ 09/94	
SCORPIO II 2.0 i	NSD	10/94 ⇒ 08/98	
SCORPIO II 2.0 i 16V	N3A	10/94 ⇒ 08/98	
SCORPIO II 2.3 i 16V	Y5A	06/96 ⇒ 08/98	
SCORPIO II 2.9 i	BRG	02/95 ⇒ 08/98	
SCORPIO II 2.9 i 24V	BOB	10/94 ⇒ 08/98	
SIERRA I 1.3	JCT	08/82 ⇒ 12/86	
SIERRA I 1.8	REB	10/84 ⇒ 12/86	
SIERRA I 2.0	NET	08/82 ⇒ 12/86	
SIERRA I 2.0 i	NR2	03/85 ⇒ 12/86	
SIERRA II 1.6 i	L6B	10/89 ⇒ 02/93	
SIERRA II 1.8	R2C, RFA	05/88 ⇒ 02/93	
SIERRA II 1.8 i	HL18CFI-R6A	01/92 ⇒ 12/93	
SIERRA II 1.8TD	RFA, N8C	08/88 ⇒ 02/93	
SIERRA II 2.0	N8C, LAC	01/87 ⇒ 02/93	
SIERRA II 2.0 i	N9B	06/89 ⇒ 02/93	
TAUNUS 1.6	LCJ	07/79 ⇒ 07/82	
TRANSIT II 1.6	LAC, N6TS	09/85 ⇒ 09/92	
TRANSIT II 2.0	N6TS, NAW	09/85 ⇒ 03/00	
TRANSIT II 2.0 Cat	NGT	11/85 ⇒ 09/92	
TRANSIT II 2.0 CNG	NSH	06/94 ⇒ 03/00	
TRANSIT II 2.0 EFI	--	08/91 ⇒ 08/94	
TRANSIT II 2.0 i	NCA	09/91 ⇒ 07/94	
TRANSIT II 2.0 L	NAW, ESFA	10/85 ⇒ 03/91	
TRANSIT II 2.9 i	BRT	01/91 ⇒ 09/94	
TRANSIT III 2.3	ESFA, ESFA	08/00 ⇒ 03/06	
TRANSIT III 2.3 16V	ESFA, ESFA	04/01 ⇒ 05/06	
TRANSIT III 2.3 16V RWD	ESFA, NSF	08/00 ⇒ 05/06	
TRANSIT III 2.3 BiFuel	ESFC	03/01 ⇒ 03/06	
TRANSIT TOURNEO 2.0	NSF, --	11/94 ⇒ 12/00	
TRANSIT 2.3	ESFA	09/00 ⇒ 03/06	
WINDSTAR 3.0 i 12V	99U	04/95 ⇒ 07/97	
WINDSTAR 3.0 i 12V S	99U	08/97 ⇒	

FORD USA

EXPLORER 4.0 V6 4WD	--, --	01/93 ⇒ 12/01
WINDSTAR 3.0 V6	--, 1E05	01/95 ⇒ 02/99

MAZDA

121 III 1.25	1E05, 1E03	03/96 ⇒ 04/03
121 III 1.3	1E03, 1E07	01/96 ⇒ 04/03
121 III 1.8	1E07	07/96 ⇒ 10/02
121 III 1.8 D	1E07, FXJA	03/96 ⇒ 04/03
211.2	FUJA	02/03 ⇒ 06/07
211.25	FUJA	04/03 ⇒ 06/07
211.3 L	Z1-04	04/03 ⇒ 06/07
211.4	FXJA, FYJA	02/03 ⇒ 06/07
211.5	ZY-VE	04/03 ⇒ 06/07
211.6	FYJA, H22A4	02/03 ⇒ 06/07



ENGINE OIL PRESSURE WARNING LIGHT SWITCHES

Adatt./Suitable:

ACURA

37240-P13-013
37240-P13-014

*D without cable

- senza cavo
- sans cable
- ohne Kabel
- sin cable

BOSCH

0 986 345 004
0 986 345 006
0 986 345 011

HONDA

37240-657-003
37240-657-013
37240-657-305
37240-P13-003
37240-P13-004
37240-P13-013
37240-P13-014
37240-PA6-004
37240-PCX-003

HYUNDAI

94750-02600 *D
94750-02750 *D
94750-39000 *D
94750-45001

KIA

94750 02600 *D
94750 45001

MAZDA

0 222 18 501
0 222 18 501A
0 813 18 501
R 207-18-501
R 207-18-5010

ROVER

GPS124
GPS178
GPS184

SUBARU

25240-KA050
25240-KA100
42995-5500

				Bar
24	1/8 GAS	M4		0.40

ACURA

NSX 3.0	C30A3	01/90 ⇒ 08/97
NSX 3.2	C32B2	08/97 ⇒ 12/05
NSX R 3.0	C30A4	01/92 ⇒ 08/97
NSX T 3.0	C30A4	01/95 ⇒ 12/97

HONDA

ACCORD V 2.3 i SR	H23A3	03/93 ⇒ 01/96
ACCORD V 2.7 i V6 [USA]	--	01/95 ⇒
ACCORD VI 2.2 Type-R	H22A7	02/99 ⇒ 12/02
CIVIC I 1.3 [USA]	--	01/80 ⇒ 12/81
CIVIC II 1.3 [USA]	--	01/81 ⇒ 12/83
CIVIC III DX	--	01/84 ⇒ 12/85
JAZZ I 1.5 1.2	ER2	02/84 ⇒ 10/86
LEGEND I 2.7 i 24V	C27A1	10/87 ⇒ 12/90
NSX 3.0 24V Vtec	C30A3	06/90 ⇒ 09/05
NSX 3.0 24V Vtec Automatic	C30A4	03/95 ⇒ 09/05
NSX 3.0 24V Vtec Automatic	C30A4	06/90 ⇒ 09/05
NSX 3.2 24V Vtec	C32B2	01/97 ⇒ 09/05
PRELUDE IV 2.2 i 16V Vtec	H22A2	02/93 ⇒ 09/96
PRELUDE IV 2.3 i 16V	H23A2	02/92 ⇒ 09/96
PRELUDE V 2.2 16V	H22A5	10/96 ⇒ 10/00
PRELUDE V 2.2 i 16V VTI-R	H22A4, F20CVTEC	10/96 ⇒ 12/98
QUINTET 1.6 EX	EL	02/80 ⇒ 12/84
S2000 2.0	F20CVTEC, F20C2	06/99 ⇒
S2000 2.0 i	F20C2	01/06 ⇒
S2000 2.0 i 16V Vtec	F20C2, G4HD	01/05 ⇒
S2000 2.0 Vtec	F20C1	03/99 ⇒ 10/03

HYUNDAI

ATOS 1.1	G4HG	06/03 ⇒ 12/10
ATOS PRIME 1.1	G4HD, G6CT	08/03 ⇒ 12/08
SANTRO 1.1	G4HD	01/03 ⇒
XG 30	G6CT, FE(8V)	12/98 ⇒ 12/05
XG-SERIES 3.0	G6CT	09/99 ⇒ 09/03

KIA

POWER 1	D4DA	⇒ 09/02
---------	------	---------

MAZDA

626 III 1.6	F6	11/82 ⇒ 09/87
-------------	----	---------------

MAZDA

626 III 2.0	FE(8V), FE(16V)	03/83 ⇒ 01/90
626 IV 1.8	F8(12V)	09/87 ⇒ 05/92
626 IV 2.0	FE(12V)	09/87 ⇒ 10/90
626 IV 2.0 12V	FE(12V)	09/87 ⇒ 05/92
626 IV 2.0 16V	FE(16V), F2D3	06/87 ⇒ 05/92
626 IV 2.2 12V	F2	11/87 ⇒ 04/92
626 IV 2.2 12V 4WD	F2	11/87 ⇒ 07/90
626 IV 2.2 i 12v	F2D3, FEBN	08/87 ⇒ 07/89
E2000 2.0	FEBN, FECK	11/87 ⇒ 05/95
E2000 2.0 4x4	FECK, --	11/87 ⇒ 07/91
E2200 2.2	R281	11/87 ⇒ 03/97
E2200 2.2 4x4	R294	11/87 ⇒ 03/97
E-SERIE E2000 4WD	FEBN	10/88 ⇒ 09/89

ROVER

600 623 Si	H23A3	08/93 ⇒ 06/99
800 827 24V	C27A1	08/92 ⇒ 02/99
800 827 24V I/SI Cat	C27A1	01/92 ⇒ 02/99
800 827 SI/Sterling Catalytic-Conv	C27A1	02/88 ⇒ 02/99
800 827 Vitesse Catalytic-Conv	C27A1	10/88 ⇒ 12/91

SUBARU

E-SERIES 1.0	--, FB20A	01/87 ⇒ 12/92
E-SERIES 1.2	--	01/87 ⇒ 12/92
FORESTER III 2.0	FB20A, FA20E	01/10 ⇒ 09/13
FORESTER III 2.0 [ExtraEU]	FA20E, EJ20	08/12 ⇒
FORESTER III 2.0 AWD	EJ20, FA20	01/08 ⇒
FORESTER III 2.0 BiFuel	FB20B	03/13 ⇒
FORESTER III 2.5	FB25	01/09 ⇒
FORESTER III 2.5 [ExtraEU]	FB25B	07/14 ⇒
FORESTER III 2.5 AWD	EJ25	01/09 ⇒ 09/13
FORESTER IV 2.0 i AWD	FB20	03/13 ⇒
FORESTER IV 2.0 XT	EJ20(Turbo)	08/12 ⇒
FORESTER IV 2.0 XT AWD	FA20, FB16A	03/13 ⇒
FORESTER IV 2.5	EJ25	08/12 ⇒
IMPREZA III 2.0	EJ204	02/08 ⇒
IMPREZA III 2.0 i AWD	EJ204	01/11 ⇒
IMPREZA III 2.0 R AWD	EJ204	01/08 ⇒ 03/12
IMPREZA IV 1.6	FB16A, FB16	06/12 ⇒ 09/16
IMPREZA IV 1.6 AWD	FB16B	01/15 ⇒
IMPREZA IV 1.6 i	FB16, FB16	12/11 ⇒ 10/16
IMPREZA IV 1.6 i AWD	FB16, EJ204	12/11 ⇒
IMPREZA IV 2.0	EJ204	12/07 ⇒
IMPREZA IV 2.0 [ExtraEU]	FB20B	08/11 ⇒ 12/16
IMPREZA IV 2.0 AWD	FB20B	01/12 ⇒
IMPREZA IV 2.0 BiFuel	EJ204	01/09 ⇒ 03/12
J-SERIES 1.0	--	01/87 ⇒ 12/91
J-SERIES 1.0i EFC-SYS	--	01/89 ⇒
J-SERIES 1.2	--	01/87 ⇒ 12/91
J-SERIES 1.2i EFC-SYS	--	01/89 ⇒
JUSTY I 1.2 [USA]	--	01/87 ⇒ 12/92
JUSTY I 1.2i EMPI [USA]	--	01/91 ⇒
LEGACY III 2.0	EJ208	08/00 ⇒ 08/03
LEGACY III 2.0 RSK AWD	EJ206	08/00 ⇒ 08/03
LEGACY V 2.0	EJ204, EJ204	05/09 ⇒
LEGACY V 2.0 i AWD	EJ204, EJ25A	09/09 ⇒ 12/14
LEGACY V 2.0 i LPG AWD	EJ204	09/09 ⇒ 12/11
LEGACY V 2.5	EJ25A, EJ253	05/09 ⇒
LEGACY V 2.5 [ExtraEU]	FB25B	01/15 ⇒
LEGACY V 2.5 CNG	FB25BCNG	04/13 ⇒ 12/14
LEGACY V 2.5 GT AWD	EJ255	07/10 ⇒ 12/14
LEGACY V 2.5 i AWD	EJ253, FB25A	09/09 ⇒ 12/14
M80 800	--	01/90 ⇒
OUTBACK III 2.5 [ExtraEU]	FB25A, EJ253	03/12 ⇒ 12/15
OUTBACK III 2.5 BiFuel	EJ253, EJ253	01/10 ⇒ 12/14
OUTBACK III 2.5 CNG	FB25BCNG	06/14 ⇒ 12/14
OUTBACK IV 2.5 i AWD	EJ253, FB25A	09/09 ⇒
OUTBACK V 2.5 AWD	FB25A, EF12	03/15 ⇒
TRENDY 1.0	EF10	08/86 ⇒ 05/95
TRENDY 1.0 12v	EF12, FB16A	06/86 ⇒ 08/95
WRX 2.0 [ExtraEU]	FA20F	06/14 ⇒
XV 1.6 BiFuel	FB16B	03/12 ⇒
XV 1.6 i AWD	FB16A, FB20A	03/12 ⇒
XV 2.0 BiFuel	FB20B	12/11 ⇒
XV 2.0 i AWD	FB20A, G25A	03/12 ⇒



ENGINE OIL PRESSURE WARNING LIGHT SWITCHES

Adatt./Suitable:

ACURA

37240-PD2-003
37240-PT0-004
37240-PT0-013
37240-PT0-023

BOSCH

0 986 345 003
0 986 345 009

GENERAL MOTORS

94 118 755
94 312 940
98 013 014

HOLDEN

2524089910
8943129400

HONDA

37240-P2F-A01
37240-PD2-003
37240-PD2-004
37240-PLZ-D00
37240-PT0-003
37240-PT0-004
37240-PT0-013
37240-PT0-014
37240-PT0-023

ISUZU

5-86202-831-0
8-94118-755-0
8-94312-940-0
8-98013014-0

NISSAN

25240-89900
25240-89901
25240-89902
25240-89910
25240-D9700
25240-Y9501
25240-Y9700

OPEL

12 38 452
12 52 561
12 52 565
94312940
98013014

RENAULT

77 01 052 674

ROVER

GPS128
GPS160
GPS177
GPS182
GPS183

SAAB

59 51 421

VAUXHALL

94312940
98013014

MARKET DIFFUSION: MEDIUM



				Bar
24	1/8 GAS	Ø 4		0.40

ACURA

INTEGRA I 1.6	D16A1	01/85 ⇒ 12/90
INTEGRA I 1.6 i	D16A8	01/85 ⇒ 12/90
INTEGRA II 1.8	F18A2	10/90 ⇒ 09/93
INTEGRA III 1.8 GS-R	F18C2	10/93 ⇒ 09/01
INTEGRA III 1.8 LS	F18C1	10/93 ⇒ 09/01
INTEGRA III 1.8 Sport	F18C1	10/93 ⇒ 09/01
LEGEND II 3.2	C32A2	08/91 ⇒ 08/96
VIGOR 2.5	G25A, A20A1	09/91 ⇒
VIGOR 3.2	C32A7	01/96 ⇒

HOLDEN

ASTRA_LB 1.5	E15	08/84 ⇒ 01/86
ASTRA_LC 1.6	E16S	02/86 ⇒ 06/87
GEMINI_RB 1.5	4XC1	04/85 ⇒ 06/87
JACKAROO_UBS 3.2i 24v 4x4	--	04/92 ⇒ 12/97
MONTEREY_UBS 3.2i 24v 4x4	--	11/93 ⇒ 12/97

HONDA

ACCORD 1.6	D16B7	10/98 ⇒ 12/01
ACCORD III 1.6 L	A16A1	11/85 ⇒ 12/89
ACCORD III 2.0	A20A2	01/86 ⇒ 12/86
ACCORD III 2.0 12V	A20A1, A20A1	01/86 ⇒ 12/89
ACCORD III 2.0 16V EXS	B20A2	01/88 ⇒ 12/89
ACCORD III 2.0 EX	A20A1, A20A3	11/85 ⇒ 12/89
ACCORD III 2.0 EXi	A20A3, B20A2	11/85 ⇒ 12/89

HONDA			HONDA			NISSAN		
ACCORD III 2.0 i 16V	B20A2, F20A2	01/87 ⇒ 12/89	CIVIC VI 1.4 i	D14A2, D14A2	06/95 ⇒ 02/01	LAUREL 2.4	L24E	01/85 ⇒ 12/87
ACCORD IV 1.8	--	01/90 ⇒ 12/91	CIVIC VI 1.4 i S	D14A2, D14A4	11/95 ⇒ 02/01	LAUREL 2.4i	L24E	02/87 ⇒ 06/90
ACCORD IV 2.0 16V	F20A2, F20A4	01/90 ⇒ 12/93	CIVIC VI 1.4 LPG	D14A4, D14Z1	01/97 ⇒ 02/01	PICK UP I 2.5 D [USA]	S025	01/85 ⇒ 12/87
ACCORD IV 2.0 i 16V	F20A4, F22A3	01/90 ⇒ 12/93	CIVIC VI 1.4i	D14A6	01/99 ⇒	PRIMERA I 2.0 D	CD20	07/90 ⇒ 01/96
ACCORD IV 2.2	F22A6	05/92 ⇒ 12/93	CIVIC VI 1.4i 16V	D14Z1, D15Z6	11/98 ⇒ 03/01	SUNNY I 1.5	E15S	03/82 ⇒ 10/86
ACCORD IV 2.2 i 16V	F22A3, F22B1	01/90 ⇒ 12/93	CIVIC VI 1.4i 16V Vtec	D14Z4	01/99 ⇒	TRADE 2.0 D	LD20	11/86 ⇒ 10/98
ACCORD IV 2.2 i 16V	F22A3	01/90 ⇒ 03/93	CIVIC VI 1.5 16V	D15Z6, D15Z6	01/97 ⇒ 02/01	URVAN III 2.0	Z20	05/87 ⇒ 05/97
Automatik			CIVIC VI 1.5 i	D15Z6, B16A2	11/95 ⇒ 02/01	URVAN III 2.3 D	TD23	01/88 ⇒ 05/97
ACCORD V 1.8 16V	F18A3	01/94 ⇒ 12/95	CIVIC VII 1.6	--	05/96 ⇒ 10/00	URVAN III 2.4 i	Z24i	05/89 ⇒ 09/93
ACCORD V 1.9 i	F18A3	02/96 ⇒ 10/98	CIVIC VI 1.6 16V	D16B2	01/97 ⇒ 02/01	URVAN III 2.5 D	TD25	12/88 ⇒ 05/97
ACCORD V 2.0	F20B3	09/93 ⇒ 12/97	CIVIC VII 1.6 i	D16Y3	09/94 ⇒ 02/01	VANETTE II 1.5	A15	04/87 ⇒ 11/94
ACCORD V 2.0 i	F20Z2	03/93 ⇒ 01/96	CIVIC VI 1.6 i Vtec	B16A2, D16W3	09/94 ⇒ 02/01	OPEL		
ACCORD V 2.0 i LS	F20Z1	02/96 ⇒ 10/98	CIVIC VII 1.6 VTi	B16A2	11/95 ⇒ 02/01	ASTRA F 1.7 D	17D	12/91 ⇒ 09/92
ACCORD V 2.0 i LS 16V	F20B3	09/93 ⇒ 02/98	CIVIC VI 1.6i 16V	D16W3, D14Z5	01/96 ⇒	ASTRA F 1.7 TDS	17DT(TC4EE1), Z17DTH	12/91 ⇒ 09/98
ACCORD V 2.0 i S	F20Z1	03/93 ⇒ 01/96	CIVIC VII 1.6i 16V Vtec	D16Y8	01/96 ⇒ 09/99	ASTRA G 1.7 CDTi	Z17DTL	04/03 ⇒ 12/09
ACCORD V 2.2	F22B1, F18B2	10/93 ⇒ 12/97	CIVIC VI 1.8 i 16V VTi Vtec	D18C4	01/97 ⇒ 12/98	ASTRA G 1.7 DTi 16V	Y17DT	02/00 ⇒ 04/05
ACCORD V 2.2 16V	F22Z1	01/96 ⇒ 09/98	CIVIC VII 1.4	D14Z5	12/00 ⇒ 09/05	ASTRA H 1.7 CDTi	Z17DTH, 17D(4EE1)	03/04 ⇒ 12/12
ACCORD V 2.2 i [USA]	--	01/94 ⇒ 12/95	CIVIC VII 1.4 i	D14Z6	02/01 ⇒ 09/05	COMBO B 1.7 D	17D(4EE1), 15D(4EC1)	07/94 ⇒ 10/01
ACCORD V 2.2 i 16V	F22B4	08/95 ⇒ 12/97	CIVIC VII 1.4 i S	D14Z5, D15Y2	02/01 ⇒ 09/05	COMBO C 1.7 CDTi 16V	Z17DTH	07/04 ⇒
ACCORD V 2.2 i ES	F22B5	09/93 ⇒ 02/98	CIVIC VII 1.4i 16V	D14Z6	02/01 ⇒	COMBO C 1.7 DI 16V	Y17DTL	10/01 ⇒
ACCORD V 2.2 i VTEC	F22Z2	02/96 ⇒ 10/98	CIVIC VII 1.5 i 16V	D15Y2, D16V1	01/01 ⇒	COMBO C 1.7 DTi 16V	Y17DT	10/01 ⇒
ACCORD VI 1.6	A16A5	10/98 ⇒ 12/02	CIVIC VII 1.6	D16V1, D16V1	02/01 ⇒ 09/05	CORSA A 1.5 D	15D(4EC1)	06/87 ⇒ 03/93
ACCORD VI 1.6 16V	D16B7	10/01 ⇒	CIVIC VII 1.6 i	D16V1, D17A5	02/01 ⇒ 12/05	CORSA A 1.5 TD	15DT(T4EC1)	10/87 ⇒ 03/93
ACCORD VI 1.6 i	D16B6	10/98 ⇒ 12/02	CIVIC VII 1.6i 16V	D16W7	04/01 ⇒	CORSA B 1.5 D	15D(4EC1), 15DT(T4EC1)	03/93 ⇒ 05/97
ACCORD VI 1.6 LS	D16B7	10/98 ⇒ 12/02	CIVIC VII 1.6i 16V Vtec	D16V3	04/01 ⇒	CORSA B 1.5 TD	15DT(T4EC1), 17D(4EE1)	03/93 ⇒ 09/00
ACCORD VI 1.8 16V Vtec	F18B2, F18B2	04/99 ⇒	CIVIC VII 1.7	D17A6	01/00 ⇒ 09/05	CORSA B 1.7 D	17D(4EE1), 6VD1	02/96 ⇒ 12/02
ACCORD VI 1.8 i	F18B2, F20B5	10/98 ⇒ 12/02	CIVIC VII 1.7 CTDi	4EE-2	01/02 ⇒ 09/05	CORSA C 1.7 CDTi	Z17DTH	06/03 ⇒ 12/12
ACCORD VI 1.8 i 16V Vtec	F18B4	11/98 ⇒ 12/99	CIVIC VII 1.7 i	D17A8	05/01 ⇒ 12/05	CORSA C 1.7 DI	Y17DTL	09/00 ⇒ 12/09
ACCORD VI 2.0	F20B6	11/99 ⇒ 12/02	CIVIC VII 1.7 i 16V VTi	D17A5, D17A5	02/01 ⇒	CORSA C 1.7 DI 16V	Y17DTL	09/00 ⇒ 07/03
ACCORD VI 2.0 16V Vtec	F20B6	04/99 ⇒	CIVIC VII 1.7 i VTEC	D17A5, D14A1	05/01 ⇒ 12/05	CORSA C 1.7 DTi	Y17DT	09/00 ⇒
ACCORD VI 2.0 i	F20B6	10/98 ⇒ 01/01	CIVIC VII 2.0	K20A3	10/03 ⇒ 09/05	CORSA C 1.7 DTi 16V	Y17DT	09/00 ⇒ 07/03
ACCORD VI 2.0 i 16V	F20B5, K20A6	02/98 ⇒ 06/03	CIVIC VII 2.0 i Sport	K20A3	09/01 ⇒ 09/05	FRONTERA 3.2	6VD1, X17DT(TC4EE1)	07/00 ⇒ 07/04
ACCORD VI 2.3	F23Z5	11/00 ⇒ 06/03	CIVIC VII 2.0 Type-R	K20A2	09/01 ⇒ 09/05	KADETT E 1.5 TD	15DT(T4EC1)	07/88 ⇒ 08/91
ACCORD VI 2.3 i 16V Vtec	F23Z5	11/00 ⇒	CONCERTO 1.4	D14A1, D16A8	08/89 ⇒ 10/92	MERIVA A 1.7 CDTi	Z17DTH	09/03 ⇒ 05/10
ACCORD VI 2.3 VTi	F23A3	02/98 ⇒ 10/02	CONCERTO 1.5 i	--	01/90 ⇒ 12/91	MONTEREY A 3.2	6VD1	08/91 ⇒ 03/94
ACCORD VI 3.0 V6 24V	J30A1	02/98 ⇒ 06/03	CONCERTO 1.5 i 16V	D15B2	08/89 ⇒ 05/95	MONTEREY B 3.5 V6 24V	6VE1	07/98 ⇒ 08/99
ACCORD VI 3.0 Vtec	J30A1	03/97 ⇒ 12/03	CONCERTO 1.6 16V	D16Z2	08/89 ⇒ 03/95	SIGNUM 3.0 V6 CDTi	Y30DT	05/03 ⇒ 07/05
ACCORD VII 2.0	K20A6, K24A	02/03 ⇒ 08/08	CONCERTO 1.6 i 16V	D16A8, B20B	08/89 ⇒ 03/95	VECTRA A 1.7 TD	17DT(TC4EE1)	03/90 ⇒ 11/95
ACCORD VII 2.0 Trazione integrale	K20A6	02/03 ⇒ 05/08	CONCERTO 1.6i	D16A	01/90 ⇒ 12/91	VECTRA B 1.7 TD	X17DT(TC4EE1), D16A7	10/95 ⇒ 12/98
ACCORD VII 2.4	K24A, B16A6	02/03 ⇒ 05/08	CONCERTO 1.6i DOHC	--	01/90 ⇒ 12/91	VECTRA C 3.0 CDTi	Y30DT	02/03 ⇒ 07/05
BALLADE 1.5	D15Z4	01/97 ⇒	CONCERTO 1.6i SOHC	--	01/90 ⇒ 12/91	VECTRA C 3.0 V6 CDTi	Y30DT	10/03 ⇒ 07/05
BALLADE 1.6i	B16A6, D14A7	01/96 ⇒ 02/01	CR-V I 2.0	B20Z1	04/99 ⇒ 02/02	ROVER		
CIVIC 1.4	D14A7, D16B2	02/98 ⇒ 12/99	CR-V I 2.0 16V 4WD	B20B, B20B3	10/95 ⇒ 02/02	200 I 213 S	EV2	09/85 ⇒ 09/89
CIVIC 1.4 BiFuel	D14A8	04/98 ⇒ 02/01	CR-V I 2.0 i 16V	B20B3, K20A4	02/97 ⇒ 04/99	200 II 216	D16A8	10/92 ⇒ 06/99
CIVIC 1.5 [ExtraEU]	D15Y3	02/03 ⇒ 09/05	CR-V II 2.0	K20A4, D16A9	09/01 ⇒ 03/07	200 II 216 1.6i	D16A8	01/92 ⇒ 11/99
CIVIC 1.5 Vtec	D15Z8	02/98 ⇒ 03/00	CR-V II 2.4 Vtec 4WD	K24A1	09/01 ⇒ 09/06	200 II 216 GSi	D16A7, D16A8	10/89 ⇒ 12/95
CIVIC 1.6	D16B2, --	02/98 ⇒ 03/01	CRX II 1.6 i 16V	D16A9, D16Y8	10/87 ⇒ 02/92	200 II 216 GTi	D16A8, Z17DTH	01/90 ⇒ 10/95
CIVIC III 1.3 [USA]	--, D16A6	01/84 ⇒ 12/87	CRX II 1.6 i 16V Vtec	B16A1	10/89 ⇒ 02/92	400 I 416 GSI	D16Z2	04/90 ⇒ 04/95
CIVIC III 1.5 [USA]	--	01/86 ⇒ 12/87	CRX III 1.6 ESi	D16Y8, B18B1	03/92 ⇒ 12/98	400 I 416 GSI/GSE	D16A7	04/90 ⇒ 04/95
CIVIC III 1.5 i Si [USA]	--	01/84 ⇒ 12/87	CRX III 1.6 i VTi	B16A2	03/92 ⇒ 12/98	400 I 416 GTi	D16A8	04/90 ⇒ 04/95
CIVIC IV 1.2	D12B1	01/88 ⇒ 12/91	FR-V 1.7	D17A2	08/04 ⇒	400 I 416 GTi/GTE	D16A9	04/90 ⇒ 04/95
CIVIC IV 1.3	D13B1	10/87 ⇒ 12/89	FR-V 2.0	K20A9	02/05 ⇒	600 618 i/Si	F18A3	03/96 ⇒ 02/99
CIVIC IV 1.3 [USA]	--	09/87 ⇒ 12/89	HR-V 1.6 16V	D16W1	03/99 ⇒	600 620 i	F20Z2	08/93 ⇒ 06/96
CIVIC IV 1.3 16V Cat	D13B2	09/89 ⇒ 09/91	HR-V 1.6 16V 4WD	D16W1	03/99 ⇒	600 620 Si	F20Z1	08/93 ⇒ 02/99
CIVIC IV 1.4 L	D14A1	10/87 ⇒ 12/89	HR-V 1.6i 16V	D16W2	04/99 ⇒	SAAB		
CIVIC IV 1.5	D15B1	01/88 ⇒ 12/89	INTEGRA 1.8 i	B18B1, C35A2	01/98 ⇒	9-5 3.0 TiD	D308L	07/01 ⇒ 12/09
CIVIC IV 1.5 i 16V	D15B2	10/87 ⇒ 09/91	INTEGRA 1.8 Type-R	B18C6	11/97 ⇒ 10/01	VAUXHALL		
CIVIC IV 1.6 16V 4x4	D16A6	11/87 ⇒ 09/91	LEGEND II 3.2 i 24V	C32A2	01/91 ⇒ 02/96	ASTRA III 1.7 D	17D	12/91 ⇒ 02/98
CIVIC IV 1.6 i 16V	D16A6, D16A6	09/87 ⇒ 12/91	LEGEND III 3.5 i 24V	C35A2, J35A4	02/96 ⇒ 10/97	ASTRA III 1.7 TD	17DT(TC4EE1)	12/91 ⇒ 09/98
CIVIC IV 1.6 i 16V 4x4	D16A6, D16A1	01/89 ⇒ 12/91	LEGEND IV 3.5 i	J35A8	10/04 ⇒	ASTRA IV 1.7 CDTi 16V	Z17DTL	04/03 ⇒ 05/05
CIVIC IV 1.6i	--	01/90 ⇒ 12/91	LEGEND IV 3.5 V6 4WD	J35A8	05/06 ⇒ 12/12	ASTRA IV 1.7 DTi 16V	Y17DT	02/00 ⇒ 05/05
CIVIC IV 1.6i 16V	D16A1	01/88 ⇒ 12/91	LEGEND IV 3.5 VTEC V6	C35A8	10/04 ⇒ 06/09	ASTRA V 1.7 CDTi	Z17DTH, Z17DTH	01/04 ⇒ 11/10
CIVIC IV 1.6i 16V 4WD	D16A1, D16A7	01/88 ⇒ 12/91	LEGEND IV 3.7 Vtec [ExtraEU]	J37A3	08/08 ⇒ 12/12	ASTRAVAN II 1.7 CDTi	Z17DTL	04/04 ⇒ 08/06
CIVIC IV SHUTTLE 1.4 i 16V	D14A1	01/88 ⇒ 12/92	LEGEND IV 3.7 VTEC V6 4WD	J37A3	07/08 ⇒ 12/12	ASTRAVAN II 1.7 DTi 16V	Y17DT	04/01 ⇒ 08/06
CIVIC IV SHUTTLE 1.5 i 16V	D15B2	01/88 ⇒ 11/91	LOGO 1.3	D13B7	03/99 ⇒ 03/02	ASTRAVAN III 1.7 CDTi	Z17DTH, 17D(4EE1)	03/05 ⇒ 11/11
CIVIC IV SHUTTLE 1.6 4x4	D16A, D16A6	01/88 ⇒ 12/92	MR-V 3.5	J35A4, J35A2	01/03 ⇒	COMBO B 1.7 D	17D(4EE1), 15DT(T4EC1)	07/94 ⇒ 10/01
CIVIC IV SHUTTLE 1.6 i 16V 4WD	D16A6, D15B2	01/88 ⇒ 02/95	ODYSSEY 2.2	F22B6	01/95 ⇒ 12/97	COMBO C 1.7 CDTi 16V	Z17DTH	12/04 ⇒ 11/11
CIVIC IV SHUTTLE 1.6i	--	01/88 ⇒ 12/91	ODYSSEY 2.3	F23A	10/97 ⇒ 09/03	COMBO C 1.7 DI 16V	Y17DTL	09/01 ⇒ 11/11
CIVIC IV SHUTTLE 1.6i 16V 4WD	D16Z2	01/88 ⇒ 12/92	ODYSSEY 2.3 4x4	F23A	10/97 ⇒ 09/03	COMBO C 1.7 DTi 16V	Y17DT	10/01 ⇒ 02/12
CIVIC IV CRX 1.4i 16V	D14A1	01/90 ⇒ 12/91	ODYSSEY 2.3 i 16V Vtec	F23A8	01/98 ⇒	CORSA B 1.5 TD	15DT(T4EC1), 17D(4EE1)	03/93 ⇒ 10/96
CIVIC IV CRX 1.6i 16V	D16A7, D16A	01/90 ⇒ 05/92	ODYSSEY 3.5	J35A2, H22A5	01/00 ⇒ 08/04	CORSA B 1.7 D	17D(4EE1), 17D(4EE1)	02/96 ⇒ 09/00
CIVIC V 1.3	D13B2	01/92 ⇒ 12/92	PRELUDE IV 2.0 i 16V	F20A4	02/92 ⇒ 09/96	CORSA C 1.7 CDTi 16V	Z17DTH	08/00 ⇒ 09/06
CIVIC V 1.3 16V	D13B2	10/91 ⇒ 11/95	PRELUDE V 2.0 16V	F20A4	10/96 ⇒ 10/00	CORSA C 1.7 DI 16V	Y17DTL	08/00 ⇒ 09/06
CIVIC V 1.5	D15B2	01/92 ⇒ 12/95	PRELUDE V 2.2 16V	H22A5, F23A7	10/96 ⇒ 10/00	CORSA C 1.7 DTi 16V	Y17DT	08/00 ⇒ 09/06
CIVIC V 1.5 i 16V	D15B2, D16Z6	10/91 ⇒ 11/95	PRELUDE V 2.2 i 16V	F22A2	10/96 ⇒ 10/01	CORSAVAN I 1.7 D	17D(4EE1), 6VD1	01/94 ⇒ 09/00
CIVIC V 1.5 i LSi	D15B7	08/93 ⇒ 11/95	PRELUDE V 2.2 Si	F22Z6	03/97 ⇒ 07/02	CORSAVAN II 1.7 DI 16V	Y17DTL	09/00 ⇒ 06/06
CIVIC V 1.6 16V Vtec	D16Z6, B16A2	10/91 ⇒ 11/95	SHUTTLE 2.2 16V	F22B8	10/94 ⇒ 02/98	CORSAVAN II 1.7 DTi 16V	Y17DT	09/00 ⇒ 06/06
CIVIC V 1.6 4x4	D16Z7	01/92 ⇒ 10/95	SHUTTLE 2.3 16V	F23A7, 17DT(TC4EE1)	10/97 ⇒ 06/04	FRONTERA B 3.2 i	6VD1, X17DT(TC4EE1)	10/98 ⇒ 10/04
CIVIC V 1.6 EX	D16A7	08/93 ⇒ 10/95	STREAM 1.7 16V	D17A2	05/01 ⇒	MERIVA I 1.7 CDTi	Z17DTH	09/03 ⇒ 06/10
CIVIC V 1.6 i	D16Y7	01/94 ⇒ 11/95	STREAM 2.0 16V	K20A1	05/01 ⇒	MERIVA I 1.7 DTi	Y17DT	06/03 ⇒ 06/10
CIVIC V 1.6 i Vtec	B16A2, D14A2	01/94 ⇒ 03/96	ISUZU			MONTEREY I 3.2	6VD1	06/92 ⇒ 07/98
CIVIC V 1.6 VTi	B16A2	10/91 ⇒ 11/95	I-MARK	--	01/86 ⇒ 12/89	MONTEREY II 3.5 V6 24V	6VE1	07/98 ⇒ 08/99
CIVIC V 1.6 VTi 16V	B16A2	10/91 ⇒ 11/95	I-MARK_FWD	--	01/85 ⇒ 12/87	SIGNUM 3.0 CDTi	Y30DT	05/03 ⇒ 05/08
CIVIC VI 1.4	D14A4	11/95 ⇒ 10/98	I-MARK_RWD	--	01/85 ⇒ 12/87	VECTRA B 1.7 TD	X17DT(TC4EE1), HD	10/95 ⇒ 12/97
CIVIC VI 1.4 16V	D14A7	01/97 ⇒ 02/01	RODEO 3.2i V6 [USA]	RLU	01/92 ⇒	VECTRA C 3.0 V6 CDTi	Y30DT	06/03 ⇒ 08/05
			STYLUS 1.6i SOHC [USA]	RLR	01/90 ⇒			
			TROOPER 3.2i DOHC [USA]	RLV	01/92 ⇒			
			TROOPER 3.2i SOHC [USA]	RLU	01/92 ⇒			

7.0016



1

ENGINE OIL PRESSURE WARNING LIGHT SWITCHES

Adatt./Suitable:

BOSCH

0 986 345 000
0 986 345 012

DAIHATSU

83530-3006
83530-30060-000
83530-6003
83530-60030-000
83530-8710
83530-87102
83530-87103-000
83530-8720
83530-8720
83530-87201-000
83530-87205-000
83530-8770
83530-8770
83530-87702
83530-87702-000
83530-87703-000
83530-9720
83530-97201
83530-97201-000
83530-97202
83530-9740
83530-97401
83530-97401-000

FIAT

553321200
553321205
6553306205
6553321200
6553321205

FORD

4 132 108
E53Z-9278-A
E7GZ-9278-A
XM34-9278-CA

FORD USA

4 132 108
XM34-9278-CA

GENERAL MOTORS

94 021 127
94 845 488
94 847 544
94 851 293

HOLDEN

8353030050
8353030051
9827202092

INNOCENTI

6553306205
6553321200

ISUZU

9-82720-209-2

KIA

KK150 18501C
KK150-18-501D
KK151-18-501

MAZDA

0 866 18 501A
2 691 18 501A
E 5D3-18-501
E 5D3-18-510
F EJK-18-501
J F01-18-501

MOTORCRAFT

SW 1998

OPEL

12 52 567

SUZUKI


37820-77E90
37820-77E90-000

TOYOTA

83530-01040
83530-30010
83530-30040
83530-30042
83530-30050
83530-30051
83530-30060
83530-36010
83530-36011
83530-60030
83530-60050

VW

J83 530 300 60



				Bar
24	1/8 GAS	6.3	0.40	

DAIHATSU

APPLAUSE I 1.6 16V	HD, HCE	06/89 ⇒ 07/97
APPLAUSE I 1.6 16V 4WD	HD-E	06/89 ⇒ 07/97
APPLAUSE II 1.6 16V	HD-E	07/97 ⇒ 05/00

DAIHATSU

CHARADE III 1.0	CB23	03/87 ⇒ 12/92
CHARADE III 1.0 GTi	CB80T	03/87 ⇒ 12/92
CHARADE III 1.0i	G102	01/88 ⇒
CHARADE III 1.0i 12v GTi	CB70	11/90 ⇒ 02/93
CHARADE III 1.3i [USA]	HCE, HEE	01/89 ⇒
CHARADE IV 1.0	CB22	09/94 ⇒ 03/96
CHARADE IV 1.0 i	CB20	03/93 ⇒ 03/96
CHARADE IV 1.3	HC	09/96 ⇒ 11/99
CHARADE IV 1.3 16V	HCE	05/96 ⇒ 11/99
CHARADE IV 1.3 i 16V	HC	01/93 ⇒ 09/00
CHARADE IV 1.5 i 16V	HEE, ED10	06/94 ⇒ 11/99
CHARADE IV 1.6 GTi	HD-E	03/93 ⇒ 11/99
CUORE II 0.8	ED10, ED20	09/85 ⇒ 12/90
CUORE II 0.8 4WD	ED10	09/86 ⇒ 10/88
CUORE III 0.8	ED10K	10/90 ⇒ 12/94
CUORE IV 0.8	ED20, EJ-VE	01/95 ⇒ 10/98
TROOPER V 1.0 DVVT	EJ-VE	10/00 ⇒ 02/03
CUORE V 1.0 i	EJ-DE	10/98 ⇒ 05/03
CUORE VI 1.0	EJ-VE, K3-VE	03/03 ⇒
CUORE VII 1.0	1KR-FE	04/07 ⇒
DOMINO 0.8	ED	08/85 ⇒ 10/98
DOMINO 0.8i	ED20	08/90 ⇒ 10/98
FEROZA 1.6i	--	01/90 ⇒
FEROZA HARD TOP 1.6 16V 4x4	HDC	10/88 ⇒ 12/99
FEROZA HARD TOP 1.6 i 16V 4x4	HD-E	10/88 ⇒ 12/99
FEROZA SOFT TOP 1.6 16V	HDC	10/88 ⇒ 12/99
FEROZA SOFT TOP 1.6 i 16V	HD-E	10/88 ⇒ 12/99
FOURTRAK 2.8 4x4	DL	05/93 ⇒ 10/95
GRAN MOVE 1.5 16V	HEEG	10/96 ⇒ 07/98
GRAN MOVE 1.5 GLX	HEEG	10/96 ⇒ 08/98
GRAN MOVE 1.5 GX	HEEG	10/96 ⇒ 08/98
GRAN MOVE 1.6 [ExtraEU]	HDEP	09/97 ⇒ 07/02
GRAN MOVE 1.6 16V	HDEP	05/98 ⇒
GRAN MOVE 1.6 GX	HDEP	06/98 ⇒ 07/02
MATERIA 1.3	K3-VE	10/06 ⇒
MATERIA 1.5	3SZ-VE	10/06 ⇒
MATERIA 1.5 ECO 4WD	3SZ-VE	10/06 ⇒
MATERIA 1.5 LPG	3SZ-VE	01/10 ⇒ 12/11
MIRA 0.8i	ED20	03/93 ⇒ 02/97
MOVE 0.8	ED20	01/97 ⇒ 11/99
MOVE 1.0 [ExtraEU]	EJ-VE	10/98 ⇒ 12/00
MOVE 1.0 i	EJ-DE	10/98 ⇒ 09/02
ROCKY 2.0i [USA]	--	01/89 ⇒
ROCKY HARD TOP 2.8 D	DL	02/85 ⇒ 12/98
ROCKY SOFT TOP 2.8 D	DL	02/85 ⇒ 12/98
SIRION 1.0	1KR-FE	04/98 ⇒ 06/13
SIRION 1.0 i 4WD	EJ-DE	04/99 ⇒ 09/00
SIRION 1.0 LPG	1KR-FE	01/05 ⇒ 06/13
SIRION 1.3	K3-VE, K3-VE	01/05 ⇒
SIRION 1.3 4WD	K3-VE, HC-EJ	04/05 ⇒
SIRION 1.3 Rally	K3-VE	06/02 ⇒ 03/05
SIRION 1.3 Rally 4WD	K3-VE	06/02 ⇒ 03/05
SIRION 1.5	3SZ-VE	03/08 ⇒
SPORTRACK 1.6 16v 4x4	HDC	10/88 ⇒ 08/93
TERIOS I 1.3	K3-VE	09/01 ⇒ 10/05
TERIOS I 1.3 4WD	HC-EJ, 3SZ-VE	10/00 ⇒ 10/05
TERIOS I 1.3 VVT-i Turbo 4WD	K3-VE	10/02 ⇒ 10/05
TERIOS II 1.3 VVT-i 4x4	K3-VE	11/05 ⇒
TERIOS II 1.3 VVT-i LPG 4x4	K3-VE	01/09 ⇒ 12/09
TERIOS II 1.5 4x4	3SZ-VE	05/06 ⇒
TERIOS II 1.5 LPG 4x4	3SZ-VE	06/09 ⇒
TERIOS II 1.5 VVT-i 4x4	3SZ-VE	09/10 ⇒
TERIOS II 1.5 VVT-i RWD	3SZ-VE, HEE	11/05 ⇒
TREVIS 1.0	EJ-VE	06/06 ⇒
VALERA 1.5i 16v	HEE, --	03/93 ⇒
YRV 1.0	EJ-VE	02/01 ⇒
YRV 1.3	K3-VE	02/01 ⇒
YRV 1.3 4WD	K3-VE	02/01 ⇒
YRV 1.3 GTi	K3VT	07/02 ⇒

FORD

ENDEAVOUR 2.6	--	10/06 ⇒
ENDEAVOUR 2.6 EFI	--	08/03 ⇒
EVEREST 2.6	--	10/06 ⇒
EVEREST 2.6 EFI	--	08/03 ⇒
RANGER IV 2.6	--, B3	10/02 ⇒ 09/04
RANGER IV 2.6 EFI	--	10/06 ⇒

HOLDEN

JACKAROO_UBS 2.3 TD 4x4	C223	03/87 ⇒ 10/88
JACKAROO_UBS 2.8 TD 4x4	4JB1	11/88 ⇒ 12/91
JACKAROO_UBS 3.1 TD 4x4	4JG2	04/92 ⇒ 12/97
NOVA_LE 1.4 Hatchback	6AFC	07/89 ⇒ 07/91
NOVA_LE 1.6 Hatchback	4AFC	07/89 ⇒ 07/91
NOVA_LE 1.6 Sedan	4AFC	07/89 ⇒ 07/91
NOVA_LF 1.4 Hatchback	6AFC	08/91 ⇒ 11/92
NOVA_LF 1.6 Hatchback	4AFC	08/91 ⇒ 10/94
NOVA_LF 1.6i Hatchback	4AFE	08/91 ⇒ 03/93

HOLDEN

NOVA_LF 1.6i Sedan	4AFE	08/91 ⇒ 03/93
RODEO_KB 2.3 D	2.23	03/87 ⇒ 07/88
RODEO_KB 2.3 D 4x4	2.23	03/87 ⇒ 07/88
RODEO_TF 2.2	4ZD1	03/91 ⇒ 08/93
RODEO_TF 2.5 D	4JA1	08/88 ⇒ 09/92
RODEO_TF 2.5 D 4x4	4JA1	08/88 ⇒ 09/90
RODEO_TF 2.8 TD	4JB1	03/90 ⇒ 03/96
RODEO_TF 2.8 TD 4x4	4JB1	03/90 ⇒ 03/96

INNOCENTI

500 L; LS	--	⇒ 12/86
SMALL 500	--	07/90 ⇒ 12/92
SMALL 500 Cat.	--	07/90 ⇒ 12/92
SMALL 990	--	07/90 ⇒ 12/92

ISUZU

IMPULSE	--	01/83 ⇒ 12/89
PICK-UP Diesel	--	01/85 ⇒
TROOPER 2.2 D 4WD	C223	05/84 ⇒ 12/89
TROOPER 2.2 D 4x4	C223	05/84 ⇒ 07/89

KIA

BESTA 2.2 D	R2	02/96 ⇒ 12/03
PRIDE 1.1 i	B1	01/91 ⇒ 10/00
PRIDE 1.3	B3A5	08/98 ⇒ 05/01
PRIDE 1.3 [GBR]	--	01/90 ⇒
PRIDE 1.3 16V	B3, B1	01/90 ⇒ 09/01
PRIDE 1.3 i	--	01/90 ⇒ 05/97
PRIDE 1.3 i [GBR]	--	01/90 ⇒
RETONA 2.0 TD	RF	06/99 ⇒
SPORTAGE I 2.0 TD 4WD	RF	10/97 ⇒ 08/03
SPORTAGE I 2.0 TDi	FERF	10/97 ⇒ 08/03
SPORTAGE I 2.2 D	--	04/94 ⇒ 12/97

MAZDA

121 I 1.1	B1, B3	10/87 ⇒ 01/91
121 I 1.3	B3, B333	10/87 ⇒ 06/91
323 III 1.7 D	PN27	04/86 ⇒ 06/87
323 IV 1.3	E3	09/81 ⇒ 10/85
323 V 1.1	E1	09/85 ⇒ 10/89
323 V 1.3	B333, B5	08/85 ⇒ 05/89
323 V 1.3 i	B335	09/85 ⇒ 08/89
323 V 1.5	B5, B6(SOHC)	08/85 ⇒ 10/89
323 V 1.6	B6(SOHC), B6(SOHC)	09/86 ⇒ 10/95
323 V 1.6 GT	B6(SOHC), B6F2	01/86 ⇒ 10/89
323 V 1.6 GT Turbo	B6T	10/85 ⇒ 08/93
323 V 1.6 GT Turbo 4WD	B6F2, B681	08/87 ⇒ 11/91
323 V 1.6i	B681, PN26	06/86 ⇒ 07/87
323 V 1.6i 16v 4x4	B595	06/86 ⇒ 07/87
323 V 1.6i 16v Formula 4	B6F2	08/87 ⇒ 05/89
323 V 1.7 D	PN26, RF46	11/86 ⇒ 10/89
323 VII P 2.0 D	RF1G	10/96 ⇒ 09/98
323 VIII S 2.0 D	RF1G	10/96 ⇒ 09/98
626 III 2.0 D	RF46, FEFL	11/82 ⇒ 06/87
626 IV 2.0	FE(12V)	09/87 ⇒ 10/90
626 IV 2.0 D	RF-N	07/87 ⇒ 07/91
626 IV 2.0i 16V GT	FEFL, FEFL	08/89 ⇒ 01/92
626 IV 2.0i 16V GT 4x4	FEFL, F2	08/89 ⇒ 01/92
626 IV 2.2 12V	F2	11/87 ⇒ 04/92
626 IV 2.2 12V 4WD	F2	11/87 ⇒ 07/90
626 V 2.0 D	RF55	05/94 ⇒ 06/97
626 V 2.0 D GLX Compress	RF55	10/92 ⇒ 04/97
929 III 2.0	FE(8V)	06/87 ⇒ 12/88
929 III 2.2	--	01/86 ⇒ 12/91
929 III 2.2 12V	F2, JE	02/87 ⇒ 05/89
929 III 2.2 i	F2-EGI	05/87 ⇒ 12/88
929 III 3.0	JE, G6T1	06/87 ⇒ 06/91
929 III 3.0 i	JE3	01/90 ⇒ 06/91
929 III 3.0i DOHC [USA]	--	01/90 ⇒ 12/91
B2600 2.6i 12v 4x4	R585	02/99 ⇒
B-SERIE 2.6 12V 4WD	G6T1, G6	06/99 ⇒ 11/06
BT-50 2.6	G6, FEJM	09/06 ⇒
E2000 2.0i 12v	FEY9	04/97 ⇒ 08/99
E2000 2.0i 12v 4x4	FEJM, RF	09/90 ⇒ 08/99
E2200 2.2 D 4x4	R2L4	04/98 ⇒ 08/99
E-SERIE E2200 D	R2	02/97 ⇒ 08/02
E-SERIE E2200 D 4WD	R2	02/97 ⇒ 05/03
MPV I [USA] 2.6 12V	--	01/89 ⇒ 12/94
MPV I [USA] 2.6 12V AWD	--	01/89 ⇒ 12/94

NISSAN

PRAIRIE 1.5 S	E155	01/84 ⇒ 12/87
PRAIRIE 1.8 SGL	CA185	07/83 ⇒ 12/85

OPEL

CAMPO 2.2 D	C223	08/87 ⇒ 08/90
CAMPO 2.2 D 4x4	C223	08/87 ⇒ 08/90
CAMPO 2.3	23P	08/94 ⇒ 09/96
CAMPO 2.5 D	4JA1	08/91 ⇒ 06/94
CAMPO 2.5 D 4x4	4JA1	08/91 ⇒ 06/94
CAMPO 2.5 TD	4JA1-T	07/94 ⇒ 06/01
CAMPO 2.5 TD 4x4	4JA1-T	07/94 ⇒ 06/01
CAMPO 3.1 TD	4JG2T	12/92 ⇒ 06/01
CAMPO 3.1 TD 4x4	4JG2T	12/92 ⇒ 06/01

OPEL			
MIDI 2.0 TD	20DT	09/92 → 08/94	
MIDI 2.2	22DIE	09/92 → 08/94	
MIDI 2.2 4x4	22DIE	09/92 → 08/94	
MIDI 2.4 TD	C24DT	09/94 → 04/97	
MONTEREY A 3.1 TD	4JG2TC	09/91 → 07/98	
SUZUKI			
GRAND VITARA I 2.0 TD 4x4	RF, 4A-F	03/98 → 07/03	
VITARA I 2.0 TD Intercooler Trazione integrale	RF	12/95 → 03/98	
VITARA I 2.0 TD Trazione integrale	RF	12/94 → 03/98	
TOYOTA			
CAMRY 2.5	2VZ-FE	10/86 → 06/91	
CARINA II 1.6	4A-F, 1C	12/87 → 03/92	
CARINA II 1.6 4WD	4A-FE	06/88 → 03/92	
CARINA II 2.0 D	2C-L	12/87 → 06/92	
CARINA E 2.0 D	2C	04/92 → 01/96	
CARINA E 2.0 TD	2C-T	01/96 → 09/97	
CELICA V 1.6	4A-FE	09/89 → 12/93	
COROLLA IV 1.8 D	1C	01/83 → 08/87	
COROLLA V 1.8 D	1C, 4A-F	06/83 → 05/88	
COROLLA VI 1.6	4A-F, 1C	05/87 → 12/92	
COROLLA VI 1.6 4WD	4A-F	08/87 → 08/89	
COROLLA VI 1.6 GL 4WD	4A-F	10/87 → 08/90	
COROLLA VI 1.6 GTi	4A-GE	08/87 → 10/94	
COROLLA VI 1.6 i	4A-FE	05/87 → 05/92	
COROLLA VI 1.6 i 4WD	4A-FE	10/87 → 08/90	
COROLLA VI 1.6 XL	4A-F	09/89 → 04/92	
COROLLA VI 1.6 XLI	4A-FE	11/89 → 06/92	
COROLLA VI 1.8 D	1C, 2L	07/87 → 06/93	
COROLLA VII 1.6 GLI	4A-FE	07/92 → 04/97	
COROLLA VII 1.6 Si	4A-FE	07/92 → 04/97	
CRESSIDA 3.0	7M-GE	10/88 → 09/92	
CRESSIDA 3.0 i	7M-GE	10/88 → 01/93	
DYNA 100 2.4 D	2L, 2L	08/85 →	
DYNA 150 2.4 D	2L	08/85 → 08/87	
DYNA 150 2.8 D	3L	05/95 → 08/98	
DYNA 150 3.0 D	5L	09/98 → 07/01	
DYNA 3.0 D4d	5L	08/01 →	
HIACE III 2.4 D	2L	05/84 → 11/89	
HIACE III 2.4 D 4WD	2L	04/84 → 01/88	
HIACE IV 2.4 D	2L, 2L	08/89 → 08/06	
HIACE IV 2.4 D 4WD	2L, 2L	08/87 → 07/99	
HIACE IV 2.4 TD	2L-T	08/95 → 08/06	
HIACE IV 2.4 TD 4WD	2L-T	08/95 → 08/06	
HIACE IV 3.0 D	5L	08/98 →	
HILUX IV 2.4 D 4WD	2L	08/83 → 08/88	
HILUX V 2.4 D	2L, 2L	09/88 → 08/97	
HILUX V 2.4 D 4WD	2L, 2L	09/88 → 12/97	
HILUX VI 2.4 D	2L, 2L-T	08/97 → 07/05	
HILUX VI 2.4 TD	2L-T	08/98 → 01/02	
HILUX VI 2.4 TD 4WD	2L-T	08/97 → 01/02	
HILUX VII 3.0 D	5L-E	07/05 →	
HILUX VII 3.0 D 4WD	5L-E	07/05 →	
LAND CRUISER 70 2.4 D	2L	11/84 → 10/85	
LAND CRUISER 70 2.4 TD	2L-T, 1C	10/85 → 05/93	
LAND CRUISER 70 3.4 TD	13BT	10/85 → 08/86	
LAND CRUISER 70 3.5 D 4x4	1PZ	01/90 → 12/94	
LAND CRUISER 70 4.2 D	1H-Z	01/90 →	
LAND CRUISER 80 2.4 TD	2L-T	07/90 → 05/96	
LAND CRUISER 80 4.2 D	1H-Z	01/90 → 12/97	
LAND CRUISER 3.0	5L-E	09/02 → 02/10	
LAND CRUISER PRADO 120 3.0 D	5L-E	09/02 → 08/09	
LAND CRUISER PRADO 150 3.0 D	5L-E	08/09 →	
LITEACE 1.8 D	1C, B12D1	10/85 → 08/88	
LITEACE 2.0 D	2C	08/88 → 05/94	
TOYOACE 3.0 D	5L	08/01 → 06/11	
VAUXHALL			
MIDI II 2.2 D 4WD	22DIE	07/90 → 08/94	
MONTEREY I 3.1 TD	4JG2TC	09/91 → 07/98	
VW			
TARO 2.4 D	2L	06/89 → 03/97	
TARO 2.4 D 4x4	2L	04/89 → 03/97	

7.0017



ENGINE OIL PRESSURE WARNING LIGHT SWITCHES

Adatt./Suitable:

ACURA
37240-634-671

BOSCH
0 986 345 001
0 986 345 008
0 986 345 017

CHEVROLET
96408134

DAEWOO
37830A82010-000
96408134

DAIHATSU
83530-1403
83530-14030-000
83530-8770
83530-87705
83530-87705-000

DENSO
071 800-0320
071 800-0410
071 800-0620

FORD
3 024 539
3 600 688
E9BZ-9278-A
XM34-9278-BA

FORD USA
3 600 688
XM34-9278-BA

GENERAL MOTORS
91 112 377
93 193 712
96 052 138
96 053 621

HOLDEN
3782082001

HONDA
37240-634-671

HYUNDAI
94610-73011
94750-11010
94750-11102
94750-11110
94750-21000
94750-21010
94750-21020
94750-21030
94750-42000

KIA
94610 73011
94750 21030
94750 42000

MARUTI
37820-82001

MAZDA
1 345 18 501
B366-18-501
B367-18-501
B367-18-501A

MITSUBISHI
94750-21010
94750-21020
94750-21030
MC-840219
MD-001483
MD-017430
MD-021566
MD-021567

NISSAN
25240-89911
-78200048-0
-997245

OPEL
47 08 881
93193712

SUBARU
37820-82001
37820-82002
42995-7000
82995-6100
82995-6101

SUZUKI
37820-73000
37820-73000-000
37820-79600
37820-79600-000
37820-80G01
37820-80G01-000
37820-82000
37820-82000-000
37820-82001
37820-82001-000
37820-82002
37820-82002-000

TOYOTA
83530-10010
83530-10020
83530-12010
83530-12020
83530-14010
83530-14030
83530-28030
83530-30030

VAUXHALL
93193712

VW
J83 530 140 30

MARKET DIFFUSION: HIGH

P008			6.3		Bar
	24	1/8 GAS			0.40

ACURA		
INTEGRA I 1.6	D16A1	01/85 → 12/90
INTEGRA I 1.6 i	D16A8	01/85 → 12/90

CHEVROLET		
AVEO I 1.2	B12D1, B12D1	01/04 →
AVEO I 1.2 LPG	B12D1, A08S	04/08 →
AVEO I 1.5	LX6	05/05 →
MATIZ 0.8	A08S, A08S	03/05 → 12/13
MATIZ 0.8 LPG	A08S, B10S	03/05 →
MATIZ 1.0	B10S, B10S	03/05 →
MATIZ 1.0 LPG	B10S1	03/05 →
SPARK I 0.8	F8CV	09/00 → 12/04
SPARK I 1.0	G10CV	11/02 → 12/04
SPARK II 0.8	F8CV	05/05 →
SPARK II 1.0 LPG	B10S	05/05 →
SPARK II 1.0 SX	B10S, B10D1	05/05 →
SPARK III 1.0	B10D1	03/10 →
SPARK III 1.0 LPG	B10D1, B12D1	03/10 →
SPARK III 1.2	B12D1, B12D1	03/10 →
SPARK III 1.2 LPG	B12D1, B12S1	03/10 →

DAEWOO		
AVEO 1.2	B12S3	05/03 → 12/04
KALOS 1.2	B12S1, F8CV	04/03 →
MATIZ 0.8	F8CV, B10S	08/98 →
MATIZ 1.0	B10S, CB	01/03 →

DAIHATSU		
CHARADE III 1.0	CB90	11/90 → 12/92
CHARADE III 1.0i [USA]	CB, --	01/89 →
ROCKY HARD TOP 2.2 4x4	4Y	09/91 → 04/93
ROCKY SOFT TOP 2.2 4x4	4Y	09/91 → 04/93

FORD		
ENDEAVOUR 2.5 TD	--, --	08/03 →
ENDEAVOUR 2.5 TD 4x4	WL-T	08/03 →
ENDEAVOUR 2.5 TDdi HPCR	--	10/06 →
ENDEAVOUR 3.0 TDdi	--	10/06 →
EVEREST 2.5 TD	--, --	04/03 →
EVEREST 2.5 TD 4x4	WL-T	04/03 →
EVEREST 2.5 TDdi HPCR	--	10/06 →
EVEREST 3.0 TDdi	--	10/06 →
PROBE 2.0 16V	A20LE-FS	01/93 → 09/97
RANGER IV 2.2	--, WL	03/02 →
RANGER IV 2.2 EFI	--	03/99 →
RANGER IV 2.5 D	WL, WL	10/99 → 04/02
RANGER IV 2.5 D 4x4	WL, WLT	10/99 → 04/02
RANGER IV 2.5 DT	--	10/06 →
RANGER IV 2.5 TD	WLT, WLT	04/02 → 06/06
RANGER IV 2.5 TD 4x4	WLT, --	04/02 → 06/06
RANGER IV 2.5 TDdi	--, --	04/02 → 09/05
RANGER IV 2.5 TDdi 4x4	--, MD30DITC	04/02 → 09/05
RANGER IV 2.9 D	D29UYT	06/99 → 02/02
RANGER IV 2.9 D.	--	01/02 →
RANGER V 2.5 TDCi 4x4	WLAA	05/06 → 07/12
RANGER V 2.5 TDdi	WLAA	05/06 → 07/12
RANGER V 3.0 TDCi	MD30DITC, MD30DITC	05/06 → 07/12
RANGER V 3.0 TDCi 4x4	MD30DITC, KL	05/06 → 07/12

FORD USA		
PROBE II 2.5 V6 24V	KL, G4EA	10/93 → 03/98
RANGER 2.2	JK22	06/07 → 01/09

HOLDEN		
BARINA 1.3	G13A	08/86 → 12/89
BARINA 1.3 GL	G13A	02/85 → 05/94
DROVER QB 1.3	G13A	02/85 → 12/87
SCURRY_NB 1.0	F10A	10/85 → 05/86

HYUNDAI		
ACCENT I 1.3	G4EH	10/94 → 01/00
ACCENT I 1.3 i 12V	G4EH	10/94 → 01/00
ACCENT I 1.5	G4EK	10/94 → 07/99
ACCENT I 1.5 i 12V	G4EK	10/94 → 01/00
ACCENT I 1.5 i 16V	G4ER	10/95 → 01/00
ACCENT II 1.3	G4EA, G4EB	01/00 → 11/05
ACCENT II 1.5	G4EB, G4ED	01/00 → 12/06
ACCENT II 1.5 CRDi	D3EA	01/02 → 11/05
ACCENT II 1.6	G4ED, G4AC	12/02 → 11/05

HYUNDAI			HYUNDAI			KIA		
ACCENT III 1.4 GL	G4EE	11/05 ⇒ 11/10	LIBERO 2.5 TCI	D4BH	07/00 ⇒	K3000S 3.0 D	--	06/99 ⇒
ACCENT III 1.6 GLS	G4ED	11/05 ⇒ 11/10	MATRIX 1.6	G4ED, G4GB	06/01 ⇒ 08/10	K3600 1	D4AL	09/00 ⇒
ATOS 1.0 i	G4AC, G4G61	03/01 ⇒ 07/03	MATRIX 1.6 [TUR]	G4ED	04/08 ⇒	MAGENTIS I 2.0	G4JP	05/01 ⇒ 09/05
ATOS PRIME 1.0 i	G4HC-E	03/01 ⇒ 07/03	MATRIX 1.8	G4GB, G4DG	06/01 ⇒ 08/10	MAGENTIS I 2.4 [USA]	--	01/01 ⇒ 12/04
COUPE I 1.6 16V	G4GR	03/98 ⇒ 04/02	MATRIX 1.8 [TUR]	G4GB	04/08 ⇒	MAGENTIS I 2.5 V6	G6BV	05/01 ⇒
COUPE I 1.6 i 16V	G4G1, G4DF	12/96 ⇒ 04/02	PONY 1.3	G13B	10/85 ⇒ 01/95	POWER 2	D4AL	⇒ 09/02
COUPE I 2.0	G4DF	04/96 ⇒ 01/02	PONY 1.5	G15B, G15B	10/85 ⇒ 01/95	PREGIO 2.5 D	D4BH	08/95 ⇒ 09/04
COUPE I 2.0 16V	G4DF, G4ED	03/01 ⇒ 04/02	PONY 1.5 i	G15B, G4DJ	10/89 ⇒ 01/95	PREGIO 2.5 TCI D	D4BH	09/02 ⇒
COUPE I F2 Evolution	G4GF	01/99 ⇒ 12/01	PONY / EXCEL 1.3	G4DG, G15B	01/90 ⇒ 01/95	PREGIO 2.7 D	--, B1	09/96 ⇒
COUPE II 1.6 16V	G4ED, G4GC	03/02 ⇒ 08/09	PONY / EXCEL 1.5	G15B, G15B	01/90 ⇒ 01/95	PREGIO 3.0 D	--	02/97 ⇒
COUPE II 2.0	G4GC, G4GC	08/01 ⇒ 08/09	PONY / EXCEL 1.5 i	G15B, G15B	01/90 ⇒ 01/95	PRO CEE'D I 2.0	G4GC	02/08 ⇒ 09/12
COUPE II 2.0 GLS	G4GC, G4ED	02/03 ⇒ 08/09	PORTER I 2.4	G4CS	03/96 ⇒ 04/04	PRO CEE'D I 2.0 LPG	G4GC	01/09 ⇒ 12/09
ELANTRA 1.6	G4GR	08/95 ⇒ 02/98	PORTER I 2.5 TD	D4BA	07/94 ⇒ 04/04	RHINO 6.6L I6	--	09/00 ⇒ 09/03
ELANTRA 1.6 [ExtraEU]	G4GA	08/03 ⇒ 05/06	PORTER I 2.6 TD	D4BB	07/94 ⇒ 04/04	RIO II 1.4 16V	G4EE	03/05 ⇒
ELANTRA 1.8 [ExtraEU]	G4BB	06/00 ⇒ 07/03	PRECIS 1.5 i [USA]	G4DJ	01/89 ⇒	RIO II 1.6 16V	G4ED	03/05 ⇒
ELANTRA 2.0 CVT [ExtraEU]	G4GC	06/06 ⇒ 05/11	SANTA FE I 2.0	G4JP	08/01 ⇒ 03/06	RIO II 1.6 CVT	G4ED	03/05 ⇒
ELANTRA I 1.5	--	10/90 ⇒ 04/95	SANTA FE I 2.0 CRDi	D4EA	08/01 ⇒ 03/06	RIO III 1.4	G4EE	01/10 ⇒ 12/11
ELANTRA I 1.5 i GL	G4DJ	12/90 ⇒ 08/94	SANTA FE I 2.0 CRDi 4x4	D4EA	04/01 ⇒ 03/06	SEDONA 2.5 V6	--	07/01 ⇒
ELANTRA I 1.6 i 16V	G4CR	12/90 ⇒ 05/95	SANTA FE I 2.4 16V	G4JS, G4JS	02/01 ⇒ 03/06	SEDONA 2.9 CRDi	--	07/01 ⇒
ELANTRA I 1.8 i 16V	G4CN	06/92 ⇒ 12/95	SANTA FE I 2.4 16V 4x4	G4JS, G4JP	02/01 ⇒ 03/06	SEDONA 2.9 TD	--	06/98 ⇒ 07/01
ELANTRA II 1.6 i 16V	G4GR	06/95 ⇒ 05/00	SANTA FE I 2.7 4x4	G6BA	09/02 ⇒ 12/04	SORENTO I 2.4	G4JS	08/02 ⇒
ELANTRA II 1.8 i 16V	G4GM	05/95 ⇒ 05/00	SANTA FE I 2.7 V6 4x4	G6BA	02/01 ⇒ 03/06	SORENTO I 2.5 CRDi	D4CB	08/02 ⇒
ELANTRA II 2.0 i 16V	G4DF	06/97 ⇒ 05/00	SANTAMO 2.0	G4CP	10/98 ⇒ 10/02	SPORTAGE I 2.0 CVT BiFuel	G4GC	06/09 ⇒ 05/10
ELANTRA III 1.6	G4ED, G4BB	06/00 ⇒ 07/06	SANTAMO 2.0 16V	G4JP, G4CP-D	05/99 ⇒ 12/02	SPORTAGE II 2.0	G4KD	01/09 ⇒ 05/10
ELANTRA III 1.8	G4BB, G4GC	06/00 ⇒ 07/06	SANTAMO 2.0 16V 4x4	G4CP-D, G4CP	05/99 ⇒ 12/02	SPORTAGE II 2.0 16V 4WD	G4GC	09/04 ⇒
ELANTRA III 2.0	G4GC, G4GC	06/00 ⇒ 07/06	SATELLITE 2.4	G4CS	09/99 ⇒ 06/02	SPORTAGE II 2.0 i 16V	G4GC	09/04 ⇒
ELANTRA III 2.0 CRDi	D4EA	04/01 ⇒ 07/06	SATELLITE 2.5 TDCi	D4BH	03/01 ⇒ 10/05			
ELANTRA IV 2.0 CVT	G4GC, D4BA	06/06 ⇒ 06/11	S COUPE 1.5	G4DJ	03/90 ⇒ 12/92	MARUTI		
EQUUS / CENTENNIAL I 4.5	8A80	10/99 ⇒ 09/03	S COUPE 1.5 i	G4DJ, G4JS	02/90 ⇒ 05/96	800 0.8	F8B	01/91 ⇒ 12/06
EXCEL 1.3	G4AN	07/85 ⇒ 07/91	SONATA II 2.0	G4JP	06/98 ⇒ 05/01	MAZDA		
EXCEL 1.3 i 12V	G4EH	09/94 ⇒ 08/99	SONATA II 2.0 i 16V	G4CP-D	01/91 ⇒ 10/93	2 II 1.3	ZJ06, ZJ-46	07/07 ⇒ 06/15
EXCEL 1.5	G4AJ	07/85 ⇒ 08/89	SONATA II 2.4 i	G4CS	09/88 ⇒ 08/91	2 II 1.3 BiFuel	ZJ-46	05/11 ⇒ 11/14
EXCEL 1.5 i 12V	G4EK	09/94 ⇒ 08/99	SONATA II 2.5	G6BV	06/98 ⇒ 12/01	2 II 1.3 MZR	ZJ-46, ZY05	01/10 ⇒ 06/15
EXCEL 1.5 i 16V GT	G4ER	10/96 ⇒ 08/99	SONATA III 1.8 GLS	G4DM	07/96 ⇒ 05/98	2 II 1.5	ZY05, ZY05	10/07 ⇒ 06/15
GALLOPER 2.5 TCI D	D4BH	08/98 ⇒ 12/03	SONATA III 1.8 i	G4CM	05/93 ⇒ 06/98	2 II 1.5 i	ZY-DE	05/10 ⇒ 06/15
GALLOPER 2.5 TD	D4BA, G4EA	08/98 ⇒ 12/03	SONATA III 2.0 i	G4CP-D, G4CP-D	06/94 ⇒ 06/98	2 II 1.5 MZR	ZY05, FXJA	06/11 ⇒ 06/15
GALLOPER 2.5 TD intercooler	D4BH	08/98 ⇒ 12/03	SONATA III 2.0 i 16V	G4CP-D, G4JP	05/93 ⇒ 06/98	3 III 1.6	Z6Y1, ZL05	09/13 ⇒
GALLOPER 3.0 AWD	G6AT	05/99 ⇒ 09/01	SONATA IV 2.0 16V	G4JP, G6BA	10/01 ⇒ 11/04	3 I 1.4	FXJA, B6ZE	10/03 ⇒ 06/09
GALLOPER 3.0 V6	G6AT	08/98 ⇒ 12/03	SONATA IV 2.4 16V	G4BS	03/98 ⇒ 10/01	3 I 1.6	B6ZE, RF7J	10/03 ⇒ 06/09
GETZ 1.1	G4HD	09/02 ⇒ 09/05	SONATA IV 2.5 V6 24V	G6BV-G	06/98 ⇒ 10/01	3 I 2.0 MZR-CD	RF7J, Z6	12/06 ⇒ 06/09
GETZ 1.3	G4EA, G4ED	09/03 ⇒ 06/09	SONATA IV 2.7 V6	G6BA, G4CS24L	10/01 ⇒ 11/04	3 II 1.6 MZR	Z6, R2AA	12/08 ⇒ 09/14
GETZ 1.3 i	G4EA	09/02 ⇒ 03/04	SONATA V 2.0 [RUS]	--	01/05 ⇒ 04/06	3 II 2.2 MZR CD	R2AA, Z6Y1	01/09 ⇒ 09/14
GETZ 1.4 i	G4EE	08/05 ⇒ 12/10	SONATA V 2.0 i [RUS]	--	04/06 ⇒ 12/10	5 I 2.0	LFDT, RF5C	02/05 ⇒ 05/10
GETZ 1.6	G4ED, G4CS	09/02 ⇒ 12/06	SONATA V 2.7 V6 [RUS]	--	01/05 ⇒ 12/10	5 I 2.0 MZR-CD	RF.	09/07 ⇒
H-1 I 2.4	G4CS, D4BE	03/00 ⇒ 04/04	SONICA 2.0	G4JPE	06/98 ⇒ 05/01	6 I 2.0 CITD 4x4	RF5C	10/02 ⇒ 02/05
H-1 I 2.4 [ExtraEU]	G4JS	11/01 ⇒ 08/07	SONICA 2.5	G6DV	06/98 ⇒ 05/01	6 I 2.0 DI	RF5C, R2AA	08/02 ⇒ 08/07
H-1 I 2.5 CRDi	D4BE, D4BF	07/01 ⇒	STAREX 2.4	G4CS24L, D4BH	06/97 ⇒ 08/00	6 II 2.0 MZR-CD	RF7J	08/07 ⇒ 12/10
H-1 I 2.5 CRDi 4WD	D4CB	12/02 ⇒ 04/04	STELLAR 1.4	4G33	10/83 ⇒ 08/86	6 II 2.2 D	R2AA, R2AA	01/10 ⇒ 07/13
H-1 I 2.5 CRDi 4x4	D4CB	12/02 ⇒	STELLAR 1.6	G32B	10/83 ⇒ 12/91	6 II 2.2 MZR-CD	R2AA, FP63	08/08 ⇒ 07/13
H-1 I 2.5 D	D4BF, D4BH	10/97 ⇒ 10/06	STELLAR 2.0	--	01/87 ⇒ 12/91	121 I 1.1	B1, B3	10/87 ⇒ 01/91
H-1 I 2.5 TCI	D4BH, D4BF	05/04 ⇒ 12/07	TERRACAN 2.5 D	D4BH	06/01 ⇒ 10/03	121 I 1.3	B3, ZJ06	10/87 ⇒ 06/91
H-1 I 2.5 TD	D4BF, G4CS	06/97 ⇒ 08/07	TERRACAN 2.5 TD	D4BH, J3	12/01 ⇒ 12/06	121 II 1.1	B1	11/90 ⇒ 10/93
H-1 I 2.5 TD 4WD	D4BH	03/01 ⇒ 04/04	TERRACAN 2.5 TDCi [ExtraEU]	D4BHG	06/01 ⇒ 10/03	121 II 1.3 16V	B3(16V)	11/90 ⇒ 03/96
H-1 I 2.5 TDCi	D4BF	02/98 ⇒ 04/04	TERRACAN 2.9 CRDi	J3	11/01 ⇒ 07/03	121 II 1.3 i 16V	B3(16V)	11/90 ⇒ 03/96
H-1 I 2.6 CRDi	D4BB	10/97 ⇒ 12/07	TERRACAN 2.9 CRDi 4WD	J3, G4GL	12/01 ⇒ 12/06	323 III 1.5	B505, B65M	09/89 ⇒ 09/93
H-1 I 2.6 TDCi	D4BB	10/97 ⇒ 04/04	TIBURON 1.6 i 16V	G4GL, G4CPDOHC	08/00 ⇒	323 V 1.6 4x4	B65M, B384	05/90 ⇒ 03/93
H100 2.4	G4CS, D4BA	07/93 ⇒ 12/04	TIBURON 2.0 CVT	G4GC	10/06 ⇒ 12/08	323 V 1.7 D	PN46	01/87 ⇒ 03/93
H100 2.5 D	D4BA, D4BB	07/93 ⇒ 10/01	TIBURON 2.0 i 16V	G4DF	08/99 ⇒	323 VI 1.3 16V	B384, B383	06/89 ⇒ 03/91
H100 2.5 TD	D4BF	07/93 ⇒ 03/00	TRAJET 2.0	G4CPDOHC, G6BA	03/00 ⇒ 07/08	323 VI 1.7 D	PN54	04/91 ⇒ 04/94
H100 2.5 TDCi	D4BF	06/98 ⇒ 10/03	TRAJET 2.7 V6	G6BA, D6BR	09/00 ⇒ 07/08	323 VI 1.8 i 16v 4x4	BP51	06/89 ⇒ 03/91
H100 2.6 TD [ExtraEU]	D4BB, G4CS	04/96 ⇒ 12/98	TRUCK 6.6 TCI	D6BJ	01/98 ⇒ 10/04	323 VI 1.8 i 16v GRSi	BP22	06/89 ⇒ 03/91
H200 2.4	G4CS, G4GC	09/00 ⇒ 10/06	TRUCK 7.5	D6BR, G4GC	01/98 ⇒ 10/04	323 VI 1.8 i 16v GT Formula 4	BP55	04/91 ⇒ 04/94
H200 2.5 TD	D4BF	10/97 ⇒ 07/01	TUCSON 2.0	G4GC, G4GC	08/04 ⇒	323 VI 1.8 i 16v GT-R	BP5J	04/91 ⇒ 04/94
H200 2.5 TDCi	D4BH	06/00 ⇒ 10/05	TUCSON 2.0 CVT LPG	G4GC, G4GC	06/04 ⇒ 03/10	Formula 4		
H350 3.3 TDi	D4AE	08/95 ⇒ 09/98	TUCSON 2.0 Trazione integrale	G4GC, G4AE	08/04 ⇒ 11/10	323 VI 1.8 i 16v Turbo 4x4	BP55	06/89 ⇒ 03/91
H600 3.3 TDi	D4AE	08/95 ⇒ 09/98	VERNA I 1.3	G4AE, G4EB	09/99 ⇒	323 VI C 1.6	B6E	09/89 ⇒ 06/91
HIGHWAY VAN 2.0 16V	G4CPDOHC	03/00 ⇒ 03/04	VERNA I 1.5	G4EB, K5	09/99 ⇒	323 VI C 1.6 16V	B6	03/91 ⇒ 10/94
HIGHWAY VAN 2.0 CVT	G4GC	11/03 ⇒ 03/04	VERNA I 1.5 CRDi	D3EA	01/02 ⇒	323 VI F 1.6	B6E	09/89 ⇒ 06/91
HIGHWAY VAN 2.7 V6 24V	G6BA	03/00 ⇒ 03/04	VERNA I 1.6	G4ED-G	12/02 ⇒	323 VI F 1.6 16V	B6	03/91 ⇒ 10/94
I30 I 2.0	G4GC, G4ED	10/07 ⇒ 06/12	VERNA II 1.4 GL	--	11/05 ⇒	323 VI F 1.8 16V	BP	08/89 ⇒ 07/94
I30 I 2.0 CVT LPG	G4GC	01/10 ⇒ 06/12	VERNA II 1.6 GLS	--	11/05 ⇒	323 VI F 1.8 16V GT	BP(DOHC)	08/89 ⇒ 07/94
INNOVATION 2.5 TD	D4BF	05/00 ⇒	XG 250	G6AV	12/98 ⇒ 12/05	323 VI F 1.8 i 16v GRSi	BP31	06/89 ⇒ 03/91
INNOVATION 2.5 TD intercooler	D4BH	05/00 ⇒	KIA			323 VI S 1.3	B383, ZL05	09/89 ⇒ 06/91
INNOVATION 3.0 V6	G6AT	05/00 ⇒	CARENS II 2.0 CVT	G4GC	08/04 ⇒	323 VI S 1.3 16V	B3(16V)	04/91 ⇒ 07/94
LANTRA I 1.5	G4DJ	10/90 ⇒ 04/95	CARENS II 2.0 16V	G4GC	08/04 ⇒	323 VI S 1.6	B6E	09/89 ⇒ 06/91
LANTRA I 1.5 i.e.	G4DJ	10/90 ⇒ 11/95	CARNIVAL I 2.5 V6	K5, HJ3	10/01 ⇒ 06/06	323 VI S 1.6 16V	B6	08/89 ⇒ 10/96
LANTRA I 1.6 i.e. 16V	G4CR	10/90 ⇒ 11/95	CARNIVAL I 2.9 CRDi	J3	10/01 ⇒ 06/06	323 VI S 1.7 D	PN46	08/89 ⇒ 07/94
LANTRA I 1.8 i.e. 16V	G4CN	10/90 ⇒ 11/95	CARNIVAL I 2.9 TD	HJ3, 4G63DOHC	01/99 ⇒ 09/07	323 VI S 1.8 16V	BP52	08/89 ⇒ 07/94
LANTRA II 1.5 12V	G4EK	12/96 ⇒ 10/00	CEED I 2.0	G4GC	12/06 ⇒ 12/12	323 VI S 1.8 16V 4WD	BP52	09/91 ⇒ 07/94
LANTRA II 1.6 16V	G4GR	11/95 ⇒ 10/00	CERATO I 1.6	G4ED	04/04 ⇒	323 VI S 1.8 16V Turbo 4WD	BP Turbo	01/91 ⇒ 07/94
LANTRA II 1.6 i	G4GR	11/95 ⇒ 10/00	CERATO I 2.0	G4GC	04/04 ⇒	323 VII C 1.3 16V	B3(16V)	08/94 ⇒ 09/98
LANTRA II 1.8	G4GB	06/00 ⇒	CERATO II 2.0 CVT	--	01/09 ⇒	323 VII C 1.5 16V	Z5-DE	08/94 ⇒ 09/98
LANTRA II 1.8 16V	G4GM	11/95 ⇒ 10/00	JOICE 2.0	4G63DOHC, --	02/00 ⇒	323 VII C 1.8 16V	BP-ZE	08/94 ⇒ 09/98
LANTRA II 2.0	G4GC-G	04/97 ⇒	K2500 2.5 D	D4BH	01/03 ⇒	323 VII 1.5 16V	Z5-DE	07/94 ⇒ 09/98
LANTRA II 2.0 16V	G4GF	11/95 ⇒ 10/00	K2700 2.7 D	J2	10/99 ⇒	323 VII 1.8 16V	BP-ZE	08/94 ⇒ 09/98
LANTRA II 2.0 CRDi	D4EA	04/01 ⇒	K3000 2.5 TCI	--	10/01 ⇒	323 VII 2.0 24V	KF	08/94 ⇒ 09/98
LAVITA 1.8	--	01/07 ⇒	K3000 2.7 D	--	08/97 ⇒	323 VII P 1.3 16V	B3(16V)	10/96 ⇒ 09/98
			K3000 3.0 D	--	02/97 ⇒	323 VII P 1.5 16V	Z5-DE	10/96 ⇒ 09/98
						323 VIII 1.3	B33G	09/98 ⇒ 01/01

MAZDA				MAZDA				SUZUKI			
323 VIII 1.5 -VVT	ZL05, B3(16V)	09/98	⇒ 01/01	XEDOS 6.2.0 V6	KF1	06/94	⇒ 10/99	JIMNY III 1.3 4WD	M13A	03/13	⇒
323 VIII 1.8 [ExtraEU]	FP55	05/98	⇒ 05/04	XEDOS 9.2.0	KF	08/98	⇒ 08/00	JIMNY III 1.3 4x4	G13BB	09/98	⇒ 08/00
323 VIII 2.0	RF15	09/98	⇒ 05/04	XEDOS 9.2.0 24V	KF	08/93	⇒ 01/00	LIANA 1.3	M13A	07/01	⇒
323 VIII 2.0 DiTD	RF4F	09/98	⇒ 05/04	XEDOS 9.2.3 24V	KJ-ZEM	02/95	⇒ 01/00	LIANA 1.6	M16A, M16A	07/01	⇒
323 VIII F 1.4	B3(16V), ZM	01/01	⇒ 05/04	XEDOS 9.2.5 24V	KL	07/93	⇒ 07/00	LIANA 1.6 4WD	M16A, G13BA	07/01	⇒
323 VIII F 1.6	ZM, FS	01/01	⇒ 05/04	XEDOS 9.2.5 V6	KL	07/00	⇒ 09/02	LIANA 1.6 i	M16A	04/02	⇒
323 VIII F 1.8 Astina	BP(DOHC)	09/98	⇒ 05/04	MITSUBISHI				LIANA 1.8 i	M18A	10/01	⇒
323 VIII F 1.9 16V	FP	09/98	⇒ 01/01	COLT III 1.3 12V	4G13(12V)	04/88	⇒ 05/92	SA413 1.3	--	01/84	⇒
323 VIII F 2.0	FS, --	02/00	⇒ 09/04	COLT III 1.3 GL	4G13(8V)	04/88	⇒ 12/90	SAMURAI 1.3	G13BA, G13A	11/88	⇒ 03/98
323 VIII F 2.0 TD	--, B3(16V)	01/01	⇒ 05/04	COLT III 1.5 Cat	4G15(12V)	07/90	⇒ 05/92	SAMURAI 1.3 Trazione integrale	G13A, --	01/00	⇒ 12/04
323 VIII S 1.3 16V	B3(16V)	08/94	⇒ 09/98	COLT III 1.5 GLXi	4G15(8V)	04/88	⇒ 05/92	ALTO I 0.8	F8A, K10B	06/82	⇒ 08/84
323 VIII S 1.4	B3(16V), ZM	01/01	⇒ 05/04	COLT IV 1.3 GLi 12V	4G13(12V)	04/92	⇒ 04/96	SIDEKICK 1.6 JS [USA]	--	05/96	⇒ 07/98
323 VIII S 1.5 16V	Z5-DE	08/94	⇒ 09/98	EXPOLRV 2.4i [USA]	4G64	01/92	⇒	SIDEKICK 1.6 JX 4x4	G16A(8V)	04/89	⇒ 04/96
323 VIII S 1.6	ZM, FP	01/01	⇒ 05/04	LANCER V 1.3	G13B	08/88	⇒ 05/92	SIDEKICK 1.6 JX 4x4 [USA]	--	05/96	⇒ 07/98
323 VIII S 1.8 16V	BP-ZE	08/94	⇒ 09/98	LANCER V 1.3 GL	G13B	05/88	⇒ 06/90	SIDEKICK 1.6i [USA]	--, K10B	01/89	⇒
323 VIII S 1.8 Protege	BP(DOHC)	05/98	⇒ 05/04	LANCER V 1.5	4G15(12V), 4M41	04/88	⇒ 05/92	SIDEKICK 1.6i 16V JX 4x4	G16B	04/89	⇒ 04/96
323 VIII S 1.9 16V	FP, FS	09/98	⇒ 05/04	LANCER V 1.6 GTi	4G61	05/88	⇒ 05/90	SIDEKICK 1.6i 16V JX 4x4	G16B	04/89	⇒ 04/96
323 VIII S 2.0	FS, LFD7	02/00	⇒ 05/04	PAJERO II 2.8 D 4WD	4M40-A	11/93	⇒ 07/97	SIDEKICK 1.8 JX Sport 4x4 [USA]	--	05/96	⇒ 07/98
323 VIII S 2.0 D	RF1G	09/98	⇒ 05/04	PAJERO II 2.8 TD	4M40-T	06/94	⇒ 10/99	SIDEKICK 1.8 JX Sport 4x4 [USA]	--	05/96	⇒ 07/98
323 VIII S 2.0 DiTD	RF4F	10/00	⇒ 10/02	PAJERO II 3.2 DiD 4WD	4M41	04/00	⇒ 09/07	SJ 410 1.0	F10A	09/81	⇒ 07/91
323 VIII S 2.0 TD	RF3F	09/98	⇒ 05/04	PAJERO III 3.2 Di-D	4M41, K10B	04/00	⇒ 12/06	SJ 413 1.3	G13A	09/84	⇒ 08/90
626 1.8 BiFuel	FP63, FS4B	11/97	⇒ 04/02	PAJERO III 3.2 DiD [ExtraEU]	4M41	04/00	⇒ 09/07	SK410	--	01/86	⇒
626 2.0 BiFuel	FS4B, FEFJ	11/97	⇒ 04/02	SPACE WAGON 1.8 TD	4D65T	10/91	⇒ 10/98	SPLASH 1.0	K10B, K12B	01/08	⇒
626 IV 1.8	F8(12V)	09/87	⇒ 05/92	SPACE WAGON 2.0	4G63(SOHC16V)	10/92	⇒ 10/98	SPLASH 1.2	K12B	01/08	⇒
626 IV 2.0 12V	FEFJ, FE(16V)	08/89	⇒ 01/92	SPACE WAGON 2.0 4WD	4G63(SOHC16V)	10/92	⇒ 10/98	SPLASH 1.2 LPG	K12B	04/08	⇒ 12/14
626 IV 2.0 16V	FE(16V), FP	06/87	⇒ 05/92	SPACE WAGON 2.0 TD	4D68T	10/92	⇒ 10/98	SPLASH 1.2 VVT	K12B, F10A	09/10	⇒
626 V 1.8	FP, --	08/91	⇒ 04/97	NISSAN				SUPER CARRY 1.0	F10A, G10	10/85	⇒ 03/99
626 V 1.8 i	--, KL	01/92	⇒ 06/97	PATROL III TR 2.8	A428II	03/89	⇒ 05/98	SWIFT IV 1.2 VVT/VVT Dualjet	K12B, M13A	10/10	⇒
626 V 2.0 i	FS	08/91	⇒ 04/97	PATROL III TR 2.8 TD 4x4	A428T	10/84	⇒ 02/89	SWIFT IV 1.3	M13A, M13A	02/05	⇒
626 V 2.0 i 4WD	FS	04/92	⇒ 04/97	PATROL 3.2	SD33	05/98	⇒ 04/01	SWIFT IV 1.3 4x4	M13A, K12B	02/05	⇒
626 V 2.5 24V	KL, FP	01/92	⇒ 04/97	PATROL GR II 2.7 TD	TD27T	05/98	⇒ 06/01	SWIFT IV 1.3 LPG	M13A	09/08	⇒ 12/10
626 VI 1.8	FP, FS	05/97	⇒ 10/02	PATROL GR II 3.2 D	SD33	05/98	⇒ 06/01	SWIFT IV 1.5	M15A	02/05	⇒
626 VI 2.0	FS, FS2C	05/97	⇒ 10/02	TRADE 2.8 D	A428	12/86	⇒ 06/94	SWIFT IV 1.5 4x4	M15A	02/05	⇒
626 VI 2.0 DiTD	RF3F	04/98	⇒ 10/02	OPEL				SWIFT IV 1.6	M16A	05/06	⇒
626 VI 2.0 DiTD	RF3F	04/98	⇒ 10/02	AGILA B 1.0	K10B, K12B	04/08	⇒ 07/14	SWIFT IV 1.6 4x4	M16A	02/05	⇒
626 VI 2.0 H.P.	FS2C, RF2A	02/98	⇒ 10/02	AGILA B 1.0 LPG	K10B	01/10	⇒ 12/12	SWIFT IV 1.6 i	M16A	02/05	⇒
626 VI 2.0 TD	RF4F	10/00	⇒ 10/02	AGILA B 1.2	K12B, F8A	04/08	⇒ 10/14	SWIFT IV 1.6 4x4	M16A	02/05	⇒
626 VI 2.0 Turbo DI	RF2A, FS2A	04/98	⇒ 10/02	AGILA B 1.2 LPG	K12B	04/08	⇒ 10/10	SWIFT I / II 1.0	G10, K12B	10/83	⇒ 03/89
323 F 1.3	B33G	09/98	⇒ 01/01	SUBARU				SWIFT I / II 1.3	G13A	10/84	⇒ 03/89
323 F 1.5 -VVT	ZL05, BS05	09/98	⇒ 01/01	JUSTY II 1.3i	G13BA	05/96	⇒ 09/00	SWIFT I / II 1.3 GTi/GXi	G13B	08/85	⇒ 03/89
323 F 1.8	FP55	09/98	⇒ 07/01	SUZUKI				SWIFT III 1.3 [USA]	--	06/95	⇒ 05/01
323 F 2.0	RF1G	09/98	⇒ 05/04	ALTO 1.0 LPG	K10B	04/09	⇒	SWIFT III 1.3 i	G13BA	06/96	⇒ 03/01
323 F 2.0 DiTD	RF4F	09/98	⇒ 01/01	ALTO IV 1.0	G10BB	09/94	⇒ 09/98	SWIFT I / II / III 1.0	G10A	03/89	⇒ 05/01
B2500 2.5 12v iD	RS87	02/99	⇒	ALTO V 1.0	G10BB	01/00	⇒ 06/02	SWIFT I / II / III 1.0 i	G10, G13A	03/89	⇒ 12/95
B2500 2.5 12v iD 4x4	RS87	02/99	⇒	ALTO VI 1.1	F10DN	09/04	⇒ 12/08	SWIFT I / II / III 1.3	G13A, G13A	03/89	⇒ 10/96
B2500 2.5 12v TD 4x4	RS81	02/99	⇒	ALTO VII 1.0	K10B	01/09	⇒	SWIFT I / II / III 1.3 4WD	G13A, --	03/89	⇒ 12/91
B-SERIE 2.2	F2R4	11/99	⇒ 08/02	BALENO 1.3	G13BA	09/96	⇒ 05/02	SWIFT I / II / III 1.3 GTi	G13B	03/89	⇒ 05/01
B-SERIE 2.2 4WD	FS2A, WL81	02/99	⇒ 11/06	BALENO 1.3 16V	G13BB	03/97	⇒ 05/02	SWIFT I / II / III 1.3 GTi DOHC	G13B	10/89	⇒ 12/95
B-SERIE 2.2 8V 4WD	F2R4	06/99	⇒ 11/06	BALENO 1.3 i 16V	G13BB	07/95	⇒ 05/02	SWIFT I / II / III 1.3 GTi SOHC	G13B	10/89	⇒ 12/95
B-SERIE 2.5 D	WLE7	12/02	⇒ 11/06	BALENO 1.6	G16B	07/96	⇒ 01/99	SWIFT I / II / III 1.3 i	G13B	10/89	⇒ 12/95
B-SERIE 2.5 D 4WD	WL81, WL84	12/02	⇒ 11/06	BALENO 1.6 i 16V	G16B	07/95	⇒ 05/02	SWIFT I / II / III 1.3i SOHC [USA]	G13BA	09/91	⇒ 10/96
B-SERIE 2.5 TD 4WD	WL84, --	06/99	⇒ 07/06	BALENO 1.6 i 16V 4x4	G16B	07/95	⇒ 05/02	SWIFT I / II / III 1.6	--, G16BA	01/89	⇒ 12/94
BT-50 2.2	--, WE01	09/06	⇒	BALENO 1.8	J18A	02/99	⇒ 10/01	SWIFT I / II / III 1.6 4WD	G16B	11/89	⇒ 12/91
BT-50 2.5 MRZ-CD 4x4	WLAA	12/06	⇒ 12/15	BALENO 1.8 GTX	J18A	03/96	⇒ 05/02	SWIFT I / II / III 1.6 i 16V	G16B	11/89	⇒ 12/91
BT-50 3.0 CDVi	WE01, WEA1	12/06	⇒ 12/15	BALENO 1.8 i 16V	J18A	08/96	⇒ 05/02	SWIFT I / II / III 1.6 i 16V 4x4	G16BA, G10	08/92	⇒ 10/96
BT-50 3.0 CDVi 4x4	WEA1, --	10/06	⇒ 12/15	BALENO 1.8 i 16V 4x4	J18A	08/96	⇒ 05/02	SWIFT V 1.2	G16BA	08/92	⇒ 10/96
CX-7 2.2 MZR CD	R2AA	01/12	⇒ 03/13	BALENO 1.8 i 4x4	J18A	03/96	⇒ 05/02	SWIFT V 1.2 4WD	K12B, M16A	10/10	⇒
CX-7 2.2 MZR-CD AWD	--, B33L	07/09	⇒	CARRY 1.3	G13BB	02/99	⇒ 12/06	SWIFT V 1.2 4x4	K12B	08/12	⇒
DEMIO 1.3	B33L, B32L	05/98	⇒ 12/02	CARRY 1.3 16V	G13BB	03/00	⇒	SWIFT V 1.4	K14B	10/10	⇒
DEMIO 1.3 16V	B3ME	08/98	⇒ 07/03	CELERIO 1.0	K10B, G16B	03/14	⇒	SWIFT V 1.6	M16A	02/11	⇒
DEMIO 1.3 i 16V	B32L, B5E	08/98	⇒ 04/00	ESTEEM 1.6i [USA]	G16B	09/98	⇒	SWIFT V 1.6 4x4	M15A	01/12	⇒
DEMIO 1.5 16V	B5E, FS1R	04/00	⇒ 07/03	ESTEEM 1.8i [USA]	J18A	09/98	⇒	SX4 1.1.5	M15A	06/06	⇒ 07/10
E2000 2.0i 12v	FERW	09/99	⇒	GRAND VITARA I 1.6 4x4	G16B, J20A	03/98	⇒ 09/05	SX4 1.1.5 VVT	M15A	07/10	⇒
E2200 2.2 D	R21N	09/99	⇒	GRAND VITARA I 2.0	J20A	08/98	⇒ 12/00	SX4 1.1.5 VVT 4x4	M15A	07/10	⇒
MILLENNIA 2.3i [USA]	--	05/99	⇒	GRAND VITARA I 2.0 4x4	J20A, H25A	03/98	⇒ 08/05	SX4 1.1.5 VVTi	M15A	07/07	⇒ 12/15
MILLENNIA 2.5i [USA]	--	05/99	⇒	GRAND VITARA I 2.5 V6 24V 4x4	H25A, H27A	04/01	⇒ 07/03	SX4 1.1.6	M16A	06/06	⇒
MPV I 2.5 TD	WL-T	05/96	⇒ 09/99	GRAND VITARA I 2.7	H27A, H27A	06/01	⇒ 08/06	SX4 1.1.6 AWD	M16A, M16A	10/07	⇒
MPV II 2.0	FS1R, RF1F	08/00	⇒ 07/02	GRAND VITARA I 2.7 4x4	H27A, M16A	09/01	⇒ 07/03	SX4 1.1.6 VVT	M16A, M16A	06/06	⇒
MPV II 2.0 DI	RF1F, B69	07/02	⇒ 02/06	GRAND VITARA II 1.6	M16A, M16A	10/05	⇒	SX4 1.1.6 VVT 4x4	M16A, M16A	06/06	⇒
MX-3 1.6 i	B69, K838	07/91	⇒ 10/97	GRAND VITARA II 1.6 4x4	M16A, G13BB	09/05	⇒ 02/15	SX4 1.1.6 VVT LPG	M16A	06/06	⇒ 12/12
MX-3 1.8 i V6	K838, BPF1	01/94	⇒ 10/97	GRAND VITARA II 1.6 Trazione integrale	M16A	04/05	⇒	SX4 1.2.0	J20A	06/06	⇒
MX-5 1.1.6	8AN1	01/95	⇒ 04/98	GRAND VITARA II 1.6 VVT [ExtraEU]	M16A	09/05	⇒ 02/15	SX4 1.2.0 4x4	J20A	06/06	⇒
MX-5 1.1.8	BPF1, B6MC	01/93	⇒ 04/98	GRAND VITARA II 2.0	J20A	10/05	⇒ 02/15	SX4 1.2.0 4x4	J20A	06/06	⇒
MX-5 II 1.6	B6MC, BPSA	01/98	⇒ 10/05	GRAND VITARA II 2.0 Trazione integrale	J20A	10/05	⇒ 02/15	SX4 II 1.6 AllGrip	M16A, G16A(8V)	08/13	⇒
MX-5 II 1.6 16V	B6D	05/98	⇒ 10/05	IGNIS I 1.3	M13A	10/00	⇒ 09/03	SX4 II 1.6 VVT	M16A	09/13	⇒ 12/15
MX-5 II 1.8	BPSA, BP6J	01/98	⇒ 10/05	IGNIS I 1.3 4WD	M13A	10/00	⇒ 09/03	VITARA I 1.6	G16A(8V), G16A(8V)	07/88	⇒ 03/98
MX-5 II 1.8 16V	BP6J, KL	11/00	⇒ 10/05	IGNIS II 1.3	M13A	09/03	⇒	VITARA I 1.6 8V	--	01/90	⇒ 12/98
MX-6 2.0	FS	02/92	⇒ 02/97	IGNIS II 1.3 4x4	M13A	09/03	⇒	VITARA I 1.6 16V	G16B	10/99	⇒ 10/02
MX-6 2.5 24V	KL, FP	02/92	⇒ 09/97	IGNIS II 1.5	M15A	09/03	⇒	VITARA I 1.6 i 16V	G16B	07/90	⇒ 03/99
MX-6 2.5 i 24V	KL	08/94	⇒ 02/97	IGNIS II 1.5 4x4	M15A	09/03	⇒	VITARA I 1.6 i 16V Trazione integrale	G16B	07/90	⇒ 03/98
PREMACY 1.9	FP, FS7E	07/99	⇒ 03/05	JIMNY III 1.3	M13A						

SUZUKI		
VITARA I 2.0 V6 24V Trazione integrale	H20A	12/94 ⇒ 03/98
VITARA II 1.6i [USA]	--	08/99 ⇒ 12/06
VITARA II 2.0i [USA]	--	08/99 ⇒
VITARA IV 1.6	M16A	02/15 ⇒
VITARA IV 1.6 AllGrip	M16A	02/15 ⇒
WAGON R+ II 1.0	K10A	08/00 ⇒ 07/03
WAGON R+ II 1.0 XT Plus	--	08/00 ⇒ 07/01
WAGON R+ II 1.3	G13BB, G13BB	05/00 ⇒
WAGON R+ II 1.3 4WD	G13BB, 2C-T	10/01 ⇒
WAGON R III 1.0	G10A, G13BB	07/03 ⇒ 08/05
WAGON R III 1.3	M13A	09/03 ⇒ 12/10
WAGON R II 1.0	K10A	07/97 ⇒ 07/00
WAGON R II 1.0 [ExtraEU]	K10A	08/00 ⇒ 07/03
WAGON R II 1.2	K12A	02/98 ⇒ 05/00
WAGON R II 1.2 4WD	K12A	02/98 ⇒ 05/00
WAGON R II 1.3 [ExtraEU]	G13BB	04/99 ⇒ 08/03
X-90 1.6 i 16V	G16B	09/95 ⇒ 12/97
X-90 1.6 i 16V 4x4	G16B	09/95 ⇒ 12/97

TOYOTA		
CAMRY 2.0 Turbo-D	2C-T, 3T-C	10/86 ⇒ 05/91
CELICA III 2.4	22REC	10/84 ⇒ 12/85
CELICA III 2.8 Supra	5M-GE	08/81 ⇒ 12/85
CELICA COUPE 2,8 24V	5M-GE	12/81 ⇒ 12/85
COROLLA IV 1.8	3T-C, 2Y	09/79 ⇒ 09/83
CRESSIDA 2.2 D	L	09/80 ⇒ 04/85
DYNA 100 1.6	1Y	05/85 ⇒ 08/87
DYNA 100 1.8	2Y, 3Y	08/85 ⇒ 04/95
DYNA 150 1.8	2Y	08/85 ⇒ 08/86
DYNA 150 2.0	3Y, 22R	08/85 ⇒ 10/01
DYNA 200 3.4 D	3B	10/89 ⇒ 05/95
DYNA 200 3.7 D	14B	08/88 ⇒ 05/95
HIACE III 1.8	2Y	12/82 ⇒ 11/89
HIACE III 2.0	3Y	12/82 ⇒ 08/89
HIACE III 2.0 4WD	3Y	08/87 ⇒ 07/89
HIACE III 2.2	4Y	09/87 ⇒ 08/89
HIACE III 2.2 4WD	4Y	09/87 ⇒ 08/89
HILUX IV 2.2 4WD	4Y	01/87 ⇒ 03/89
HILUX IV 2.4 4WD	22R	10/88 ⇒ 12/97
HILUX V 1.8	2Y	09/88 ⇒ 06/98
HILUX V 2.4 4WD	22R	10/88 ⇒ 08/97
HILUX V 2.4 i 4WD	22RE	01/89 ⇒ 07/97
LAND CRUISER 60 4.0 D 4WD	2H	08/87 ⇒ 01/90
LAND CRUISER 70 2.4	22R, 22R	11/84 ⇒ 12/96
LAND CRUISER 70 4.0 D 4x4	2H	08/87 ⇒ 12/89
LITEACE 2.2	4Y-EC	01/92 ⇒ 01/95
MODELL F 2.0	3Y	08/88 ⇒ 01/90
MODELL F 2.2	4Y-EC	08/85 ⇒ 01/90
STARLET 1.3 [USA]	4KE	01/82 ⇒ 12/84
STARLET 1.5 D	1N	12/89 ⇒ 03/96
STOUT 2.2	4Y	04/88 ⇒ 02/00
TRUCK 2.4 i [USA]	22R, A06/635	01/88 ⇒ 12/92
TRUCK 3.0 i [USA]	3VZ-E	01/88 ⇒ 12/90
VAN 2.0 [USA]	3YEC	01/83 ⇒ 12/90
VAN 2.2 [USA]	4YEC	01/83 ⇒ 12/90

VAUXHALL		
AGILA B 1.0 12V	K10B	01/08 ⇒ 11/14
AGILA B 1.0 i	K10B	08/11 ⇒ 11/14
AGILA B 1.2 i 16V	K12B	01/08 ⇒ 11/14

VW		
TARO 1.8	2Y	04/89 ⇒ 09/94
TARO 2.2	4Y	06/89 ⇒ 07/94
TARO 2.2 4x4	4Y	06/89 ⇒ 07/94
TARO 2.4 i 4x4	22R	06/89 ⇒ 03/97

7.0020



1

ENGINE OIL PRESSURE WARNING LIGHT SWITCHES

Adatt./Suitable:

CITROËN
54 605 77
AYB 61 4112 A



				Bar
21	M 12 x 1,5	M4		0.60

CITROËN

2 CV 6	A06/635, KFY(TU3FJ2)	02/70 ⇒ 10/85
ACADIANE 6	M28(AM2)	08/78 ⇒ 10/88
DYANE 4	A79/1(AVA2)	04/68 ⇒ 07/75
MEHARI 0.6	M28/1(AK2)	05/68 ⇒ 10/79

7.0021



1

ENGINE OIL PRESSURE WARNING LIGHT SWITCHES

Adatt./Suitable:

CITROËN
1131 14
91 040 130
91 521 113
9152111480

FORD
1 646 357
86GB-9278-AB

PEUGEOT
1131.14
1131.45
9152111480

ROVER
GPS138
NUC10008

MARKET DIFFUSION: MEDIUM



				Bar
P011	21	M 16 x 1,5		0.60

CITROËN

AX 1.3 Sport	M4A	04/87 ⇒ 12/88
AX 1.4 GTi	KFY(TU3FJ2), C1A	06/91 ⇒ 12/96
AX 10	C1A, H1A	07/86 ⇒ 12/98
AX 10 E	C3A	12/86 ⇒ 12/88
AX 11	H1A, K1A(TU3)	09/86 ⇒ 12/97
AX 11 4x4	H1A	06/91 ⇒ 07/92
AX 11 Cat	HAZ(TU1CP)	09/88 ⇒ 12/89
AX 14	K1A(TU3), KD4	09/86 ⇒ 04/97
AX 14 4x4	KD4, K9A(TUD3)	06/91 ⇒ 12/96
AX 14 D	K9A(TUD3), HDZ(TU1M)	09/88 ⇒ 12/97
AX 14 GT	KDZ(TU3M/Z)	01/89 ⇒ 12/91
BERLINGO I 1.1 BiFuel	TU1M+	07/96 ⇒ 10/02
BERLINGO I 1.1 i	HDZ(TU1M), TU32	07/96 ⇒ 05/08
BERLINGO I 1.4	TU32, KFW(TU3JP)	07/96 ⇒ 10/02
BERLINGO I 1.4 BiFuel	TU3JP	07/96 ⇒ 10/02
BERLINGO I 1.4 Bivalent	TU3JPCNG	11/02 ⇒ 12/11
BERLINGO I 1.4 i	KFW(TU3JP), KFW(TU3JP)	07/96 ⇒ 12/11
BERLINGO I 1.4 i bivalent	KFW(TU3JP), 109LA	04/03 ⇒ 10/08
BERLINGO II 1.4	TU3JP	06/08 ⇒ 12/11
BX 1.1	109LA, 150C	04/86 ⇒ 06/91
BX 1.4	150C, 150B(XY8)	07/86 ⇒ 12/94
BX 1.4 E	150B(XY8), 182A	09/82 ⇒ 12/94

CITROËN		
BX 1.6	182A, 159B	01/87 ⇒ 12/94
BX 1.9	159B, 164	05/85 ⇒ 12/94
BX 1.9 D	164, D6D	01/87 ⇒ 12/94
BX 1.9 GTi	D6D, 159K	01/87 ⇒ 01/92
BX 1.9 GTi 16V	159K, 150C	01/87 ⇒ 12/94
BX 14	150C, 150A	01/86 ⇒ 02/93
BX 14 E	150A, B1E(XU51C)	10/82 ⇒ 02/93
BX 15	B1E(XU51C), 171A	01/87 ⇒ 05/92
BX 16	171A, BDY(XU5M)	10/82 ⇒ 12/94
BX 16 E	BDY(XU5M), 159A	05/89 ⇒ 02/93
BX 18 D	161A(XUD7)	10/85 ⇒ 09/93
BX 19	159A, 162(XUD9)	09/84 ⇒ 12/94
BX 19 4x4	DDZ(XU9M)	10/90 ⇒ 05/91
BX 19 Cat	DFZ(XU9J1)	07/86 ⇒ 12/94
BX 19 D	162(XUD9), D6A(XU9J2)	09/83 ⇒ 12/94
BX 19 E	DDZ(XU9M)	06/88 ⇒ 02/93
BX 19 E 4x4	D2F	04/89 ⇒ 02/93
BX 19 GTi	D6A(XU9J2), D6C(XU9J4)	07/86 ⇒ 02/93
BX 19 GTi 16V	D6C(XU9J4), A8A(XUD7TE)	09/87 ⇒ 02/93
BX 19 GTi 4x4	DKZ(XU9JA)	06/88 ⇒ 02/93
BX TRD Turbo	A8A(XUD7TE), C1A	03/88 ⇒ 12/94
C15 1.0	C1A, H1A	10/84 ⇒ 12/97
C15 1.1	H1A, HDZ(TU1M)	08/88 ⇒ 07/96
C15 1.1 i	HDZ(TU1M), K1A	07/88 ⇒ 12/96
C15 1.4	K1A, K1F	07/87 ⇒ 12/96
C15 1.4 E	K1F, KDY(TU3FM)	07/86 ⇒ 12/96
C15 1.4 i	KDY(TU3FM), 161A(XUD7)	05/91 ⇒ 12/96
C15 1.8 D	161A(XUD7), TU9M	07/86 ⇒ 08/00
SAXO 1.0	TU9M, CDZ(TU9M)	10/97 ⇒ 06/03
SAXO 1.0 X	CDZ(TU9M), HDZ(TU1M)	05/96 ⇒ 11/98
SAXO 1.1 BiFuel	TU1M+	07/00 ⇒ 06/03
SAXO 1.1 X, SX	HDZ(TU1M), KFW(TU3JP)	05/96 ⇒ 09/03
SAXO 1.4 VTS	KFW(TU3JP), NFX(TU5JP4)	05/96 ⇒ 06/03
SAXO 1.6	NFX(TU5JP4), NFZ(TU5JP)	02/96 ⇒ 04/04
SAXO 1.6 VTL, VTR	NFX(TU5JP), NFX(TU5JP4)	05/96 ⇒ 06/03
SAXO 1.6 VTR	NFX(TU5JP4)	05/96 ⇒ 07/99
SAXO 1.6 VTS	NFX(TU5JP4), P8A(XUD11ATE)	06/96 ⇒ 09/03
XM I 2.1 D 12V	P9A(XUD11A)	05/89 ⇒ 06/94
XM I 2.1 TD 12V	P8A(XUD11ATE), KFX(TU3JP)	05/89 ⇒ 06/94
XSARA 1.4	TU3JP	05/98 ⇒ 10/04
XSARA 1.4 BiFuel	TU3JP	05/98 ⇒ 08/00
XSARA 1.4 i	KFX(TU3JP), NFZ(TU5JP)	04/97 ⇒ 08/05
XSARA 1.4 LPG	TU3JP	05/98 ⇒ 08/00
XSARA 1.6 i	NFZ(TU5JP), NFZ(TU5JP)	04/97 ⇒ 09/00
XSARA PICASSO 1.6	NFZ(TU5JP), H1A	06/02 ⇒
ZX 1,1	H1A, HDZ(TU1M)	03/91 ⇒ 08/93
ZX 1.1	HDZ(TU1M), KDX(TU3M/Z)	03/91 ⇒ 06/97
ZX 1.4	KDZ(TU3M/Z)	03/91 ⇒ 06/97
ZX 1.4 i	KDX(TU3M/Z), D9B(XUD9A/U)	03/91 ⇒ 10/97
ZX 1.8 D	161A(XUD7)	06/93 ⇒ 10/97
ZX 1.9 D	D9B(XUD9A/U), SFA	03/91 ⇒ 10/97

FORD		
SCORPIO I 2.5 D	STR	12/85 ⇒ 02/92
SCORPIO I 2.5 TD	SFA, CDY(TU9M)	06/88 ⇒ 07/93

PEUGEOT		
106 I 1.0	CDY(TU9M), H1B(TU1)	09/91 ⇒ 03/01
106 I 1.1	H1B(TU1), K5A(TU3)	08/91 ⇒ 04/96
106 I 1.3	TU2J2	10/93 ⇒ 04/96
106 I 1.4	K5A(TU3), TU3FJ	08/91 ⇒ 04/96
106 I 1.4 i	TU3FJ, NFY(TU5J2)	01/91 ⇒ 12/96
106 I 1.4 i XSI	TU3J	09/91 ⇒ 03/96
106 I 1.6	NFY(TU5J2), CDY(TU9M)	06/93 ⇒ 04/96
106 II 1.0 i	CDY(TU9M), HDY(TU1M)	05/96 ⇒ 10/99
106 II 1.1	H1B(TU1)	04/96 ⇒
106 II 1.1 BiFuel	TU1M+	04/96 ⇒ 03/01
106 II 1.1 i	HDY(TU1M), KFW(TU3JP)	05/96 ⇒ 07/04
106 II 1.4 i	KFW(TU3JP), NFW(TU5J2)	05/96 ⇒ 07/04
106 II 1.6 i	NFW(TU5J2), NFX(TU5J4)	05/96 ⇒ 10/99
106 II 1.6 S16	NFX(TU5J4), 108C(XV8)	05/96 ⇒ 07/04
205 I 1.0	108C(XV8), B1A(XU51C)	02/83 ⇒ 12/90
205 I 1.4	TU3	01/83 ⇒ 12/90
205 I 1.6	B1A(XU51C), 180A(XU5J)	08/86 ⇒ 10/87
205 I 1.6 GTI	180A(XU5J), D6B(XU9JA)	01/83 ⇒ 12/90
205 I 1.7 Diesel	161A(XUD7)	08/83 ⇒ 10/87
205 I 1.9 GTI	D6B(XU9JA), CDZ(TU9M)	10/86 ⇒ 10/87
205 II 1.0	CDZ(TU9M), 109N(XW7)	10/87 ⇒ 09/98
205 II 1.1	109N(XW7), 150(XY6B)	10/87 ⇒ 09/98
205 II 1.1 CJ	HDZ(TU1M)	10/89 ⇒ 12/94
205 II 1.3	TU24	01/91 ⇒ 12/94
205 II 1.3 Rallye	TU24	10/87 ⇒ 10/90
205 II 1.4	150(XY6B), K1D(TU3A)	01/87 ⇒ 09/98
205 II 1.4 Cat	KAY(TU3CP)	08/87 ⇒ 09/93
205 II 1.4 CJ	K1D(TU3A), B1A(XU51C)	03/89 ⇒ 12/94

PEUGEOT		
205 II 1.4 CJ Cat	KAY(TU3CP)	01/89 ⇒ 09/93
205 II 1.6	B1A(XU51C), 180A(XU5J)	10/87 ⇒ 09/98
205 II 1.6 CTI	180A(XU5J), 180A(XU5J)	04/86 ⇒ 10/90
205 II 1.6 GTI	180A(XU5J), D6B(XU9JA)	10/87 ⇒ 12/94
205 II 1.6 i	BDZ(XU5M)	01/91 ⇒ 12/94
205 II 1.7 Diesel	161A(XUD7)	07/87 ⇒ 09/98
205 II 1.8 TD	A8B(XUD7TE)	01/90 ⇒ 09/98
205 II 1.9 CTI	DFZ(XU9J1)	10/87 ⇒ 12/94
205 II 1.9 Diesel	DJZ(XUD9Y)	10/87 ⇒ 09/98
205 II 1.9 GTI	D6B(XU9JA), HFY(TU1JP)	10/87 ⇒ 09/98
205 II 1.9 GTI Cat	DFZ(XU9J1)	10/87 ⇒ 07/94
206 1.1	HFY(TU1JP), K6C(TU3JP)	08/98 ⇒
206 1.1 i	HFZ(TU1JP)	09/98 ⇒
206 1.4 BiFuel [ExtraEU]	TU3JP	07/02 ⇒ 02/07
206 1.4 i	K6C(TU3JP), KDX(TU3MC)	09/98 ⇒
206 1.4 LPG	TU3JP	05/06 ⇒ 09/07
206 1.6	TU5JP	09/98 ⇒ 09/04
206 1.6 i	NFZ(TU5JP)	09/98 ⇒ 12/00
305 1.9 D	D9A(XUD9)	10/82 ⇒ 07/88
305 1.9 Diesel	D9A(XUD9)	10/82 ⇒ 12/88
306 1.1	HDZ(TU1M)	05/93 ⇒ 05/01
306 1.4	KDX(TU3MC), KDX(TU3MC)	01/93 ⇒ 04/02
306 1.4 SL	KDX(TU3MC), K1D(TU3A)	06/94 ⇒ 05/01
306 1.6	NFZ(TU5JP)	05/93 ⇒ 10/00
306 1.6 SR	NFZ(TU5JP)	06/94 ⇒ 10/00
309 I 1.4	K1D(TU3A), --	08/88 ⇒ 08/89
309 I 1.6	--, D2B(XU9S)	10/85 ⇒ 07/89
309 I 1.6 Cat	BAZ(XU5CP)	09/86 ⇒ 12/89
309 I 1.9	D2B(XU9S), 16Z(XUD9)	10/85 ⇒ 07/89
309 I 1.9 D	16Z(XUD9), H1B(TU1)	06/86 ⇒ 07/89
309 I 1.9 GTI	D6B(XU9JA)	10/86 ⇒ 07/89
309 II 1.1	H1B(TU1), KDZ(TU3M)	09/89 ⇒ 12/93
309 II 1.4	KDZ(TU3M), B2A(XU52C/K)	07/89 ⇒ 12/93
309 II 1.6	B2A(XU52C/K), DDZ(XU9M)	07/89 ⇒ 12/93
309 II 1.6 GTi	--	09/89 ⇒ 10/93
309 II 1.8 Diesel	161A(XUD7)	07/89 ⇒ 12/93
309 II 1.8 TD	A8B(XUD7TE)	08/89 ⇒ 12/93
309 II 1.9	DDZ(XU9M), K5A(TU3)	07/89 ⇒ 12/93
309 II 1.9 Diesel	16Z(XUD9)	07/89 ⇒ 12/93
309 II 1.9 GTI	DKZ(XU9JAZ)	07/89 ⇒ 12/93
309 II 1.9 GTI 16V	D6C(XU9J4)	08/89 ⇒ 07/90
405 I 1.4	K5A(TU3), --	01/87 ⇒ 12/92
405 I 1.6	--, A8A(XUD7TE)	01/87 ⇒ 12/92
405 I 1.6 4x4	BDZ(XU5M)	04/88 ⇒ 07/92
405 I 1.6 SRi 4x4	BDZ(XU5M)	04/88 ⇒ 07/92
405 I 1.8 D	XUD7	01/87 ⇒ 12/92
405 I 1.8 D 4x4	A8A(XUD7TE)	10/87 ⇒ 07/92
405 I 1.8 DT 4x4	A8A(XUD7TE)	05/90 ⇒ 07/92
405 I 1.8 GLD	--	04/90 ⇒ 07/92
405 I 1.8 TD	A8A(XUD7TE), A8A(XUD7TE)	10/88 ⇒ 08/92
405 I 1.8 Turbo Diesel	A8A(XUD7TE), D2C(XU92C)	03/88 ⇒ 12/92
405 I 1.9	D2C(XU92C), D6C(XU9J4)	01/87 ⇒ 12/92
405 I 1.9 4x4	D6C(XU9J4), D9B(XUD9A)	06/87 ⇒ 12/92
405 I 1.9 D	D9B(XUD9A), D6C(XU9J4)	01/87 ⇒ 12/92
405 I 1.9 Diesel	D9B(XUD9A)	03/88 ⇒ 12/92
405 I 1.9 Injection	DFZ(XU9J1)	07/87 ⇒ 12/92
405 I 1.9 Sport MI-16	D6C(XU9J4), D6C(XU9J4)	06/87 ⇒ 11/92
405 I 1.9 Sport MI-16 4x4	DFW(XU9J4Z)	06/87 ⇒ 07/92
405 I 1.9 Trazione integrale	D6C(XU9J4), TU3F2	06/87 ⇒ 07/92
405 II 1.4	TU3F2, 155(XD3)	01/93 ⇒ 12/96
505 2.3 Diesel	147(XD2S)	04/82 ⇒ 06/86
505 2.3 Turbo Diesel	147(XD2S)	09/80 ⇒ 06/86
505 2.5 Diesel	155(XD3), HDY(TU1M)	06/81 ⇒ 12/93
505 2.5 Turbo Diesel	XD3T	10/83 ⇒ 12/90
604 2.5 TD	152A(XD3T)	08/83 ⇒ 12/86
605 2.1 D	P9A(XUD11A)	06/89 ⇒ 07/95
PARTNER I 1.1	HDY(TU1M), KFX(TU3JP)	06/96 ⇒
PARTNER I 1.1 BiFuel	TU1M+	06/96 ⇒ 08/00
PARTNER I 1.4	KFX(TU3JP), HDY(TU1M)	06/96 ⇒ 12/15
RANCH 1.1	HDY(TU1M), K5A(TU3.2)	06/96 ⇒
RANCH 1.4	K5A(TU3.2), 8144.67	06/96 ⇒
ROVER		
200 II 218 D	XUD9	09/91 ⇒ 10/95
200 II 218 TD	XUD7TE	09/91 ⇒ 10/95
400 I 1.8 TD	XUD7TE	09/93 ⇒ 11/98
400 I 418 D	XUD9	09/91 ⇒ 04/95
400 I 418 TD	XUD7TE	09/91 ⇒ 04/95

7.0022



ENGINE OIL PRESSURE WARNING LIGHT SWITCHES

Adatt./Suitable:

CITROËN

54 646 65
54 908 01
95 495 159

FIAT

5495159

*Supplied until depletion

- Fornibile fino ad esaurimento delle scorte
- Fourni jusqu'à épuisement du stock
- Lieferbar solange vorrat reicht
- Suministrado hasta el stock termina



P001					Bar
	24	M 14 x 1,5	6.3		0.50

CITROËN

CX I 2500 D M25-629 02/78 ⇒ 08/85

FIAT

DUCATO I 2.5 D 8144.67, 16N 01/82 ⇒ 08/90

DUCATO I 2.5 D 4x4 8144.67 01/87 ⇒ 08/90

7.0023



ENGINE OIL PRESSURE WARNING LIGHT SWITCHES

Adatt./Suitable:

BOSCH

0 344 101 036

DELCO REMY

8 954 566

FORD

3 240 239

3 248 349

GENERAL MOTORS

08 954 566

89 545 66

HOLDEN

8954566

OPEL

12 52 506

PORSCHE

986 606 203 02

986 606 203 03



P001					Bar
	24	M 14 x 1,5	6.3		0.30

HOLDEN

CAMIRA 1.6 16JH 08/82 ⇒ 02/86

CAMIRA 1.8 MPFi 18JC 11/84 ⇒ 01/86

CAMIRA 1.8 SPFi 18JC 02/86 ⇒ 03/87

OPEL

ASCONA C 1.3 N 13N 09/81 ⇒ 08/86

ASCONA C 1.6 16N, 18SE 09/81 ⇒ 08/88

ASCONA C 1.6 S 16SH 09/81 ⇒ 08/86

ASCONA C 1.8 18SE, C18NE 09/81 ⇒ 08/88

ASCONA C 1.8 E C18NE, 12N 01/85 ⇒ 08/86

ASCONA C 1.8 i 18E 09/82 ⇒ 08/86

ASCONA C 2.0 i 20NE 09/86 ⇒ 08/88

ASCONA C 2.0 i Cat C20NE 09/86 ⇒ 08/88

ASCONA C 2.0 i GT 20SEH 03/87 ⇒ 08/88

CORSA A 1.0 10S 09/82 ⇒ 03/93

CORSA A 1.2 12N, 12S 09/82 ⇒ 08/90

CORSA A 1.2 N 12NC 01/85 ⇒ 10/87

CORSA A 1.2 S 12S, 13NB 09/82 ⇒ 03/93

CORSA A 1.3 13NB, 13N 09/85 ⇒ 10/89

OPEL		
CORSA A 1.3 GL	13S	09/82 ⇒ 03/93
CORSA A 1.3 S	13SB	09/82 ⇒ 10/89
KADETT B 1.1	11N	08/71 ⇒ 08/73
KADETT D 1.0	10N	09/79 ⇒ 08/82
KADETT E 1.2	12SC	09/84 ⇒ 07/86
KADETT E 1.3 N	13N, 16D	09/84 ⇒ 08/91
KADETT E 1.3 S	13S	09/84 ⇒ 02/93
KADETT E 1.6	16SV	09/86 ⇒ 12/91
KADETT E 1.6 D	16D, 16S	08/84 ⇒ 12/89
KADETT E 1.6 i	16SV	07/89 ⇒ 02/93
KADETT E 1.6 S	16S, 18E	09/84 ⇒ 08/91
KADETT E 1.7 D	17D	08/88 ⇒ 07/94
KADETT E 1.8	18SE	01/86 ⇒ 08/91
KADETT E 1.8 E	C18NE	10/85 ⇒ 08/86
KADETT E 1.8 GSI	18E	09/84 ⇒ 08/86
KADETT E 1.8 i	18E, 20NE	08/84 ⇒ 09/92
KADETT E 1.8 S	E18NV	09/87 ⇒ 08/91
KADETT E 2.0 GSI	20NE, 30NE	09/86 ⇒ 08/91
KADETT E 2.0 GSI 16V	20XE	12/87 ⇒ 08/91
KADETT E 2.0 GSI 16V Cat	C20XE	03/88 ⇒ 08/91
KADETT E 2.0 GSI Cat	C20NE	09/86 ⇒ 08/91
KADETT E 2.0 i	20NE	10/86 ⇒ 02/93
KADETT E 2.0 i Cat	C20NE	10/86 ⇒ 02/93
MANTA B 1.3 N	13N	03/79 ⇒ 12/80
MANTA B 1.3 S	13S	08/81 ⇒ 08/86
MANTA B 1.6 S	16S	09/75 ⇒ 12/81
MANTA B 1.9 N	19N	08/76 ⇒ 12/81
MANTA B 2.0	20N	08/77 ⇒ 12/80
OMEGA A 3.0	30NE	03/87 ⇒ 09/90
SENATOR B 2.5 i	25NE	09/90 ⇒ 09/93
SENATOR B 2.6 i	C26NE	09/90 ⇒ 09/93
SENATOR B 3.0	30NE, M96.22	09/87 ⇒ 09/93
SENATOR B 3.0 24V	C30SE	09/89 ⇒ 09/93
SENATOR B 3.0 i Cat	C30NE	01/88 ⇒ 09/93

PORSCHE		
BOXSTER I 2.5	M96.20	09/96 ⇒ 08/99
BOXSTER I 2.7	M96.22, M96.21	07/02 ⇒ 12/04
BOXSTER I S 3.2	M96.24	07/02 ⇒ 12/04
BOXSTER I S 3.2	M96.21, M96.25	01/04 ⇒ 12/04
BOXSTER II 2.7	M96.25, M97.21	11/04 ⇒ 12/09
BOXSTER II 2.9	MA1.20	06/09 ⇒ 12/11
BOXSTER II 3.4 RS 60	M97.22	09/07 ⇒ 12/08
BOXSTER II S 3.2	M96.26	11/04 ⇒ 12/06
BOXSTER II S 3.4	M97.21, M20B20	07/06 ⇒ 12/11
CAYMAN I 2.7	M97.20	07/06 ⇒ 12/09
CAYMAN I S 3.4	M97.21	11/05 ⇒ 12/09

7.0026



ENGINE OIL PRESSURE WARNING LIGHT SWITCHES

Adatt./Suitable:

BMW

13 54 2 73

61 31 1 243 414

61 31 1 354 272

61 31 1 354 274

BOSCH

0 344 101 040

MERCEDES-BENZ

A 004 545 24 14

A 004 545 26 14

SMART

A 160 150 00 79

Q0003043V002000000

VW

00A 919 081


*1079 Has the same colour as the original part : Blue

- corresponde al pezzo originale colorato : blu

- Correspond à la pièce originale dans sa couleur : bleu

- Entspricht dem Originalteil in Farbe : blau

- corresponde al color de la pieza original : azul



P002					Bar
	24	M 12 x 1,5	6.3		0.35

BMW		
3 1315	M10B16(164VB)	03/81 ⇒ 03/84
3 II 320 i	M20B20, M20B23(236EC)	09/82 ⇒ 10/93
3 II 323 i	M20B23(236EC), M20B27(276KA)	09/82 ⇒ 08/86
3 II 325 e 2.7	M20B27(276KA), M20B25(256E1)	10/83 ⇒ 12/88

BMW		
3 I 325 i	M20B25(256E1), M20B25(256E1)	09/83 ⇒ 10/93
3 I 325 i X	M20B25(256E1), M20B20(206EA)	03/86 ⇒ 10/93
5 I M535 i	M30B35(Motronic, 9.3:1)	04/80 ⇒ 05/81
5 II 518 i	M10B18(184EB)	05/81 ⇒ 12/87
5 II 520 i	M20B20(206EA), M20B27(276EA)	06/81 ⇒ 12/87
5 II 525 e	M20B27(276EA), M30B34(346KA)	09/81 ⇒ 12/87
5 II 525 i	M30B25(256EA)	06/81 ⇒ 12/87
5 II 528 i	M30B28(286EA)	06/81 ⇒ 12/87
5 II 530 i	--	01/84 ⇒ 12/88
5 II 535 i	M30B34(346EC)	01/85 ⇒ 12/87
5 II 535 i, M 535 i	M30B34(346KA), M30B32	01/85 ⇒ 12/87
5 II M5	S38B35(356ED)	08/85 ⇒ 12/87
7 I 728	M30B28	05/77 ⇒ 08/79
7 I 728 i	M30B28	09/77 ⇒ 08/86
7 I 730	M30B30	05/77 ⇒ 08/79
7 I 733 i	M30B32, M111.948	05/77 ⇒ 08/86
7 I 735 i	M30B35(Motronic)	04/85 ⇒ 08/86

MERCEDES-BENZ

CLASSE V V 200	M111.948, M111.978	02/97 ⇒ 07/03
CLASSE V V 230	M111.978, OM601.943	10/96 ⇒ 07/03
CLASSE V V 230 TD	OM601.970	09/96 ⇒ 07/03
CLASSE G II 320 GE	M104.996	09/94 ⇒ 11/97
CLASSE G II G 300 TD	OM606.964	08/96 ⇒ 07/00
CLASSE G II G 320	M104.996	09/94 ⇒ 12/97
CLASSE G II G 36 AMG	M104.996(AMG3.6)	01/95 ⇒ 07/98
SPRINTER I 208 D	OM601.943, OM602.980	01/95 ⇒ 04/00
SPRINTER I 210 D	OM602.980	01/97 ⇒ 04/00
SPRINTER I 212 D	OM602.980	02/95 ⇒ 04/00
SPRINTER I 214	M111.979	02/95 ⇒ 05/06
SPRINTER I 308 D	OM601.943	03/97 ⇒ 04/00
SPRINTER I 308 D 4x4	OM601.943	06/97 ⇒ 12/99
SPRINTER I 308 D 2.3	OM601.943	02/95 ⇒ 04/00
SPRINTER I 310 D	OM602.980	01/97 ⇒ 12/99
SPRINTER I 310 D 2.9	OM602.980	02/95 ⇒ 04/00
SPRINTER I 310 D 4x4	OM602.980	05/97 ⇒ 08/02
SPRINTER I 312 D 2.9	OM602.980, M111.948	02/95 ⇒ 09/01
SPRINTER I 312 D 2.9 4x4	OM602.980	05/97 ⇒ 08/02
SPRINTER I 314	M111.979	02/95 ⇒ 05/06
SPRINTER I 408 D	OM601.943	02/96 ⇒ 05/06
SPRINTER I 408 D 4x4	OM601.943	06/97 ⇒ 12/99
SPRINTER I 410 D	OM602.980	02/96 ⇒ 05/06
SPRINTER I 410 D 4x4	OM602.980	05/97 ⇒ 05/06
SPRINTER I 412 D	OM602.980	02/96 ⇒ 05/06
SPRINTER I 412 D 4x4	OM602.980	05/97 ⇒ 05/06
SPRINTER I 414	M111.979	02/95 ⇒ 05/06
SPRINTER I 414 4x4	M111.979	05/97 ⇒ 05/06
SPRINTER I 414 NGT	111979NGT	02/95 ⇒ 05/06
VITO I 108 D 2.3	OM601.942	02/96 ⇒ 07/03
VITO I 110 D 2.3	OM601.970	03/97 ⇒ 07/03
VITO I 110 TD 2.3	OM601.970	02/96 ⇒ 07/03
VITO I 113 2.0	M111.948, M160E6ALB03	02/96 ⇒ 07/03
VITO I 114 2.3	M111.978	12/96 ⇒ 07/03

PUCH

G-MODELL G 300 TD	OM606.964	08/96 ⇒ 12/99
G-MODELL G 320	M104.996	09/94 ⇒ 12/97
G-MODELL G 36 AMG	M104.952(AMG3, 6)	01/95 ⇒ 04/98

SMART

CABRIO 0.6	M160E6ALB03, M160.910	03/00 ⇒ 01/04
CABRIO 0.7	M160.910, OM660DE8LA	01/03 ⇒ 01/04
CABRIO 0.8 CDI	OM660DE8LA, M160E-6ALB03	03/01 ⇒ 01/04
CITY-COUPÉ 0.6	M160E6ALB03, M160.910	07/98 ⇒ 01/04
CITY-COUPÉ 0.7	M160.910, OM660DE8LA	01/03 ⇒ 01/04
CITY-COUPÉ 0.8 CDI	OM660DE8LA, M160.910	11/99 ⇒ 01/04
CROSSBLADE 0.6	M160.910, M160.910	06/02 ⇒ 12/03
FORTWO I 0.6	M160.910	01/04 ⇒ 02/07
FORTWO I 0.7	M160.910, OM660DE8LA	01/04 ⇒ 01/07
FORTWO I 0.8 CDI	OM660DE8LA, OM660.950	01/04 ⇒ 01/07
FORTWO II 0.8 CDi	OM660.950, M160.921	01/07 ⇒
ROADSTER 0.7	M160.921, --	04/03 ⇒ 11/05
ROADSTER 0.7 Brabus	M160.923	12/03 ⇒ 11/05

VW

LT II 2.3	AGL	05/96 ⇒ 07/06
-----------	-----	---------------

7.0027



1

ENGINE OIL PRESSURE WARNING LIGHT SWITCHES

Adatt./Suitable:

FIAT

33331115
633331115

INNOCENTI

633331115

JAGUAR

C42200
LHD 5642AA

LAND ROVER

RTC3651

ROVER

GPS101

GPS126

GPS131

GPS133

SAAB

83 50 571



P012					Bar
24	1/8-27NPT	6.3			0.50

AUSTIN

MONTEGO 1.3	--, 9DPALA	10/84 ⇒ 08/88
MONTEGO 1.6 LS	16HC37	10/84 ⇒ 08/88
MONTEGO 1.6 LS,HL	16HC37	04/84 ⇒ 08/88
MONTEGO 2.0	20HSC	04/84 ⇒ 08/88
MONTEGO 2.0 Turbo	20HC85	04/84 ⇒ 08/88

INNOCENTI

MINI 120	--	01/75 ⇒ 12/83
----------	----	---------------

JAGUAR

SOVEREIGN 5.3i V12	--	01/80 ⇒ 12/94
XJ 3.4 Series 3	--	01/86 ⇒ 12/94
XJ 3.6	9DPALA, 9EPCNA	10/86 ⇒ 05/91
XJ 4.0	9EPCNA, 9DPANA	05/91 ⇒ 03/96
XJ 4.2i Series 3	--	01/86 ⇒ 12/94
XJ 5.3	8S(92-93)	05/91 ⇒ 08/93
XJ 6.3.6	9DPANA, 9DPALA	10/86 ⇒ 08/89
XJ 6.0	8D	05/93 ⇒ 03/96
XJSC 3.6	9DPALA, 9EPCNA	08/87 ⇒ 05/91
XJSC 4.0	9EPCNA, 12A2A	05/91 ⇒ 03/96
XJSC 5.3	8S(92-93)	05/91 ⇒ 08/93
XJSC 6.0	8D	05/93 ⇒ 03/96

ROVER

800 820 i/Si	20HD	10/88 ⇒ 12/91
MAESTRO 1.3	12HE	09/90 ⇒ 01/95
MAESTRO 1.6	16H	09/90 ⇒ 01/95
MAESTRO 2.0	--	01/86 ⇒
MAESTRO 2.0 TD	BB	09/90 ⇒ 01/95
MINI 1.0	--	01/85 ⇒
MINI 1.3	--	01/85 ⇒
MINI 1.3 Cooper	--	01/85 ⇒
MINI 1.3i Cooper	--	01/85 ⇒
MINI 1.3i Turbo	--	01/85 ⇒
MINI 1300	12A2A, 4HA	01/91 ⇒ 04/95
MONTEGO 1.3	12HL	10/84 ⇒ 10/88
MONTEGO 2.0 GTi	20H	10/88 ⇒ 10/91

7.0031



1

ENGINE OIL PRESSURE WARNING LIGHT SWITCHES

Adatt./Suitable:

FORD

6 090 246
6 163 243
6 703 036
92VB-9278-AA

				Bar
24	1/8-27NPT	8-32 UNC		0.50

FORD

TRANSIT II 2.5 D	4AB, --	12/85 ⇒ 09/92
TRANSIT II 2.5 DI	--, 4EA	09/88 ⇒ 03/00
TRANSIT II 2.5 TD	4EA, 4EB	05/91 ⇒ 07/00
TRANSIT II 2.5 TDI	4EB, 4FA	06/94 ⇒ 03/00
TRANSIT 2.5 TD	4HA, 4AB	06/94 ⇒ 09/00
TRANSIT 2.5 TDDi	4ED	12/98 ⇒ 06/00
TRANSIT TOURNEO 2.4 D	4HA	08/94 ⇒ 06/00
TRANSIT TOURNEO 2.5 DI	4FA, 4EB	11/94 ⇒ 12/00
TRANSIT TOURNEO 2.5 TD	4EB, F8M700	11/94 ⇒ 12/00

7.0032



1

ENGINE OIL PRESSURE WARNING LIGHT SWITCHES

Adatt./Suitable:

BOSCH

0 344 101 063

LAND ROVER

586742

ROVER

567 920

586 742

SAAB

88 11 374



				Bar
24	1/4-18NPT	6.3		0.40

ROVER

2000-3500 2000	--	10/82 ⇒ 10/86
----------------	----	---------------

7.0033



7.0035



ENGINE OIL PRESSURE WARNING LIGHT SWITCHES

ENGINE OIL PRESSURE WARNING LIGHT SWITCHES

Adatt./Suitable:

Adatt./Suitable:



				Bar
21	M 12 x 1,5	Ø 4		0.25

MOTO GUZZI (I)

850 T3	--	01/76 ⇨
1000	--	01/76 ⇨
CALIFORNIA T3	--	⇨
LEMANS	--	01/76 ⇨
V35	--	01/76 ⇨
V50	--	01/76 ⇨

7.0034



ENGINE OIL PRESSURE WARNING LIGHT SWITCHES

Adatt./Suitable:

Adatt./Suitable:

RENAULT

77 00 717 982
77 00 752 360
77 01 349 794

VOLVO

3287726
3287726-8

03 Supplied until depletion

- Fornibile fino ad esaurimento delle scorte
- Fourni jusqu'à épuisement du stock
- Lieferbar solange vorrat reicht
- Suministrado hasta el stock termina



				Bar
21	M 18 x 1,5	6.3		0.35

RENAULT

9 1.6 D	F8M700, J8S240	10/82 ⇨ 12/88
11 1.6 D	F8M700, J7T706	08/83 ⇨ 12/88
25 2.2	J7T706, F8M700	04/84 ⇨ 12/92
25 2.4 V6 Turbo	Z7U702	10/84 ⇨ 05/90
25 2.5 V6 Turbo	Z7U700	01/90 ⇨ 12/92
ESPACE I 2.1 TD	J8S240, F8M720	10/84 ⇨ 12/90
EXPRESS 1.6 D	F8M	01/85 ⇨ 10/90
RAPID 1.6 D	F8M720, F8M720	03/86 ⇨ 08/98
SUPER 5 1.6 D	F8M720, F3N716	10/84 ⇨ 12/96
SUPER 5 1.7	F3N716, 4M420A	10/86 ⇨ 03/95
SUPER 5 1.7 i	F3N702	10/86 ⇨ 08/91
VOLVO		
340-360 1.6 Diesel	D16	08/84 ⇨ 07/91
340-360 1.7	B172K	08/85 ⇨ 07/91

FIAT

SEDICI 1.6 16V	M16A	06/06 ⇨ 10/14
SEDICI 1.6 16V 4x4	M16A	06/06 ⇨ 10/14
SEDICI MY12 1.6 16V	--	01/12 ⇨

FUSO (MITSUBISHI)

CANTER 3.0 DiTD	4M420A, T8	08/05 ⇨
-----------------	------------	---------

HOLDEN

APOLLO 2.0	3S-FC	08/89 ⇨ 08/91
APOLLO 2.0 i	3S-FE	08/89 ⇨ 02/93

KIA

AVELLA 1.3	B3	11/95 ⇨ 12/01
AVELLA 1.5	--	02/97 ⇨ 12/01
BESTA 2.7 D	--	03/90 ⇨
CARENS I 1.8 [ExtraEU]	TB	03/00 ⇨ 08/06
CARENS I 1.8 i	T8, K5	11/00 ⇨ 07/02
CARENS I 1.8 i 16V	T8D	03/00 ⇨ 05/02
CARENS II 1.6	GA6D	07/02 ⇨
CARENS II 1.8	TB	07/02 ⇨
CARNIVAL I 2.5 V6	K5, HJ3	08/99 ⇨ 06/06
CARNIVAL I 2.9 TD	HJ3, T8	01/99 ⇨ 09/07
CERATO I 1.6	B4ZE	04/04 ⇨ 12/09

MARKET DIFFUSION: MEDIUM



				Bar
P008	24	1/8 GAS		0.20

FIAT

SEDICI 1.6 16V	M16A	06/06 ⇨ 10/14
SEDICI 1.6 16V 4x4	M16A	06/06 ⇨ 10/14
SEDICI MY12 1.6 16V	--	01/12 ⇨

FUSO (MITSUBISHI)

CANTER 3.0 DiTD	4M420A, T8	08/05 ⇨
-----------------	------------	---------

HOLDEN

APOLLO 2.0	3S-FC	08/89 ⇨ 08/91
APOLLO 2.0 i	3S-FE	08/89 ⇨ 02/93

KIA

AVELLA 1.3	B3	11/95 ⇨ 12/01
AVELLA 1.5	--	02/97 ⇨ 12/01
BESTA 2.7 D	--	03/90 ⇨
CARENS I 1.8 [ExtraEU]	TB	03/00 ⇨ 08/06
CARENS I 1.8 i	T8, K5	11/00 ⇨ 07/02
CARENS I 1.8 i 16V	T8D	03/00 ⇨ 05/02
CARENS II 1.6	GA6D	07/02 ⇨
CARENS II 1.8	TB	07/02 ⇨
CARNIVAL I 2.5 V6	K5, HJ3	08/99 ⇨ 06/06
CARNIVAL I 2.9 TD	HJ3, T8	01/99 ⇨ 09/07
CERATO I 1.6	B4ZE	04/04 ⇨ 12/09

KIA		
CERATO I 1.8	T8	10/01 ⇨ 07/04
CLARUS 1.8 i 16V	T8, FE	07/96 ⇨
CLARUS 2.0 i 16V	FE, --	07/96 ⇨
CREDOS 2.0 [AUS]	--	06/95 ⇨ 10/00
K2700 2.7 D	J2	10/99 ⇨
K3000 2.7 D	--	08/97 ⇨
K3000 3.0 D	--	02/97 ⇨
K3000S 3.0 D	--	06/99 ⇨
K3600 2	SH	09/00 ⇨
K3600 3.6	OL23R	10/99 ⇨ 10/03
K3600 3.6 D	SH36	03/97 ⇨ 10/03
MENTOR 1.5	BFD	10/97 ⇨ 10/01
PAMAX 2	SH	09/00 ⇨
PREGIO 2.7 D	--, FE	09/96 ⇨
PREGIO 3.0 D	--	02/97 ⇨
RETONA 2.0 16V	FE, A3E	05/00 ⇨
RIO I 1.3	A3E, ASD	08/00 ⇨ 02/05
RIO I 1.5	ASD	09/02 ⇨ 02/05
RIO I 1.5 16V	ASD, --	08/00 ⇨ 02/05
RIO I 1.6 [CAN] [USA]	--	06/00 ⇨ 02/05
SEDONA 2.5	--	06/98 ⇨
SEDONA 2.5 V6	--	07/01 ⇨
SEDONA 2.9 TD	--	06/98 ⇨ 07/01
SEPHIA I 1.5 i	B5	02/96 ⇨ 10/97
SEPHIA I 1.6 i	B6	09/93 ⇨ 10/97
SEPHIA I 1.8 i 16V	--, BFD	01/95 ⇨ 10/97
SEPHIA II 1.5	BFD, BFD	10/97 ⇨ 10/01
SEPHIA II 1.5 i 16V	--	09/97 ⇨
SEPHIA II 1.6 i 16V	--	07/00 ⇨
SEPHIA II 1.8	TED	02/98 ⇨ 03/01
SEPHIA II 1.8 i 16V	--	09/97 ⇨
SHUMA I 1.5	BFD, T8	03/96 ⇨ 03/01
SHUMA I 1.5 i 16V	ZY-VE	10/97 ⇨ 10/01
SHUMA I 1.6	GA6D	01/01 ⇨ 12/01
SHUMA I 1.8	TED	02/98 ⇨ 03/01
SHUMA I 1.8 i 16V	T8	10/97 ⇨ 03/01
SHUMA II 1.6	GA6D	05/01 ⇨ 08/04
SHUMA II 1.8	T8, FE	05/01 ⇨ 08/04
SPECTRA 1.5 i	--	09/97 ⇨
SPECTRA 1.5 i 16V	--	09/97 ⇨
SPECTRA 1.6 i 16V	--	07/00 ⇨
SPECTRA 1.8 i 16V	--	09/97 ⇨
SPORTAGE I 2.0	FE, FE	10/00 ⇨ 08/03
SPORTAGE I 2.0 4WD	FE, FE	10/00 ⇨ 08/03
SPORTAGE I 2.0 i 16V	FE, FE	10/99 ⇨ 08/03
SPORTAGE I 2.0 i 16V 4WD	FE, FP	04/94 ⇨ 08/03
SPORTAGE I 2.0 i 4WD	FE(8V)	04/94 ⇨ 08/99
SPORTAGE I 2.2 D 4WD	--	08/94 ⇨ 04/99
TRADE_K3600S 3.3	--	⇨ 09/00

LEXUS

ES 250	2VZ-FE	12/89 ⇨ 12/91
ES 300	3VZ-FE	09/91 ⇨ 12/97
LS I 400	1UZ-FE	12/89 ⇨ 12/95
SC_300 3.0i	2JZGE	01/91 ⇨
SC_400 4.0i	1UZFE	01/91 ⇨

MAZDA

626 V 1.8	FP, --	08/91 ⇨ 04/97
626 V 1.8 i	--, KL	01/92 ⇨ 06/97
626 V 2.0 i	FS	08/91 ⇨ 04/97
626 V 2.0 i 4WD	FS	04/92 ⇨ 04/97
626 V 2.5 24V	KL, K819	01/92 ⇨ 04/97
MX-3 1.8 i V6	K819, KL	01/92 ⇨ 10/97
MX-6 2.0	FS	02/92 ⇨ 02/97
MX-6 2.5 24V	KL, KF1	02/92 ⇨ 09/97
MX-6 2.5 i 24V	KL	08/94 ⇨ 02/97
XEDOS 6 2.0 V6	KF1, 4G13(16V)	01/92 ⇨ 10/99
XEDOS 9 2.0	KF	08/98 ⇨ 08/00
XEDOS 9 2.0 24V	KF	08/93 ⇨ 01/00
XEDOS 9 2.3 24V	KJ-ZEM	02/95 ⇨ 01/00
XEDOS 9 2.5 24V	KL	07/93 ⇨ 07/00

MITSUBISHI

3000 GT 3.0 i 24V 4WD	6G72(DOHC24V)	06/92 ⇨ 08/99
CARISMA 1.3 16V	4G13(16V), 4G16	09/00 ⇨ 10/04
CARISMA 1.8	4G93(SOHC16V)	07/95 ⇨ 09/97
CARISMA 1.8 MSX - 16V	4G93(DOHC16V)	07/95 ⇨ 07/97
COLT II 1.2 EL, GL	4G16, 4D65	02/84 ⇨ 04/88
COLT II 1.3 EL, GL	G13B	06/86 ⇨ 04/88
COLT II 1.5 GLX	G15B	09/85 ⇨ 04/88
COLT II 1.6	4G32	10/82 ⇨ 09/86
COLT II 1.8 GL Diesel	4D65, 4G15(16V)	02/84 ⇨ 04/88
COLT III 1.2	4G16	04/88 ⇨ 05/92
COLT III 1.6 GTi 16V	4G61	04/88 ⇨ 05/90
COLT III 1.8 Diesel GLX	4D65	04/88 ⇨ 05/92
COLT III 1.8 GTi 16V Cat	4G67	06/90 ⇨ 05/92
COLT III 2.0 D	4D68	04/88 ⇨ 05/92
COLT IV 1.8 GTi 16V	4G93(DOHC16V)	04/92 ⇨ 04/96
COLT IV 2.0	4D68	04/92 ⇨ 04/96
COLT V 1.3	4G19	08/02 ⇨ 09/03

MITSUBISHI			
COLT V 1.5	4G15(16V)	09/95 → 09/03	
COLT V 1.5 16V	4G15(16V), 4G13(16V)	10/99 → 09/03	
COLT V 1300	4G13(16V), 4G13(12V)	06/00 → 09/03	
COLT V 1300 GL, GLX	4G13(12V), 4G62B	05/96 → 06/00	
CORDIA 1.8 [USA]	G62B	01/82 → 12/84	
CORDIA 1.8 Turbo [USA]	G62B, 4G69	01/82 → 12/88	
DELICA / SPACE GEAR 2.0	4G63S	09/95 → 10/02	
DELICA / SPACE GEAR 2.4	4G64S	05/95 → 05/00	
DELICA / SPACE GEAR 2.5	4D56TD	05/95 → 05/00	
ECLIPSE I 1.8	4G37	12/89 → 03/94	
ECLIPSE I 2.0 i 16V	4G63(DOHC16V)	04/91 → 11/95	
ECLIPSE I 2.0 i 16V 4WD	4G63(DOHC16V)	04/91 → 11/95	
ECLIPSE I 2.0 Turbo	4G63-T(DOHC16V)	12/89 → 03/94	
ECLIPSE I 2.0 Turbo 4WD	4G63-T(DOHC16V)	12/89 → 03/94	
ECLIPSE II 2.0 Turbo	4G63-T(DOHC16V)	04/94 → 04/99	
ECLIPSE II 2000 GS 16V	4G63DOHC	12/95 → 04/99	
ECLIPSE II 2000 GT 16V	4G63DOHC	12/95 → 04/99	
EXPO 2.4 i [USA]	4G64	01/91 → 12/92	
GALANT VI 1.6	4G32	01/88 → 10/92	
GALANT VI 1.8	4G37, 4G63(SOHC8V)	11/87 → 10/92	
GALANT VI 1.8 Turbo-D	4D65T	12/87 → 10/92	
GALANT VI 2.0	4G63(SOHC8V), 4G63(DOHC16V)	11/87 → 12/92	
GALANT VI 2.0 4WD	4G63(SOHC8V)	12/88 → 10/92	
GALANT VI 2.0 4x4 4WS	4G63(DOHC16V)	06/88 → 05/91	
GALANT VI 2.0 GTi 16V	4G63(DOHC16V), 4G63(SOHC16V)	11/87 → 10/92	
GALANT VI 2.0 GTi 16V 4WD	4G63(DOHC16V)	06/88 → 10/92	
GALANT VI 2.0 GTi 16V 4x4	4G63(DOHC16V)	07/89 → 12/92	
GALANT VI 2.0 GTi 16V Cat 4WD	4G63(DOHC16V)	09/91 → 10/92	
GALANT VII 2.0 GLSi	4G63(SOHC16V)	11/92 → 08/96	
GALANT VII 2.0 GLSi 4WD	4G63(SOHC16V)	11/92 → 08/96	
GALANT VII 2.0 GLSTD	4D68T	11/92 → 08/96	
GALANT VII 2.0 V6-24	6A12	11/92 → 08/96	
GALANT VII 2.0 V6-24 4WS	6A12	11/92 → 05/96	
GALANT VII 2.5	6G73	11/92 → 09/96	
GALANT VII 2.5 V6-24 4WD	6G73	11/92 → 08/96	
GALANT VIII 2.0	4G63(SOHC16V), 6A13	09/00 → 10/04	
GALANT VIII 2.5 Type S	6A13DOHC	10/99 → 10/04	
GALANT VIII 2.5 V6 24V	6A13, 4G63(SOHC16V)	09/00 → 10/04	
GALANT IX 2.4	4G69, 4G37	10/03 →	
GALANT IX 2.4 GDi Sport 4WD	4G69	10/03 →	
GRANDIS 2.4 MIVEC	4G69	04/04 → 12/11	
L 300 2.5 TD	4D56T	11/94 → 04/00	
L 400 2.0	4G63(SOHC16V), 4G64(16V)	12/94 → 10/02	
L 400 2.0 16V	4G63S	05/95 → 05/00	
L 400 2.4	4G64(16V), 4G64(16V)	05/95 → 10/02	
L 400 2.4 4WD	4G64S	09/96 → 06/05	
L 400 2.4 i 4WD	4G64(16V), 4D56	05/95 → 05/00	
L 400 2.5 TD	4D56, 4D56	05/95 → 05/00	
L 400 2.5 TD 4WD	4D56, 4D56	05/95 → 05/00	
L 400 2500 TD	4D56, 4G63(SOHC8V)	05/95 → 06/05	
L 400 2500 TD 4WD	4D56T	09/96 → 06/05	
L200 / TRITON 2.5 DI-D	4D56DOHC	08/07 → 12/15	
L200 II 1.6	4G32	04/87 → 10/96	
L200 II 2.0	4G63(SOHC8V), 4G63(SOHC8V)	10/86 → 08/96	
L200 II 2.0 4WD	4G63(SOHC8V), 4D56(8V)	11/86 → 08/96	
L200 II 2.4	4G64(12V)	06/90 → 10/96	
L200 II 2.4 4WD	4G64(12V)	06/94 → 10/96	
L200 II 2.5 D	4D56(8V), 4D56(8V)	10/86 → 10/96	
L200 II 2.5 D 4WD	4D56(8V), 4G63(SOHC16V)	12/86 → 10/96	
L200 II 2.5 TD 4WD	4D56T	11/92 → 08/96	
L200 II 2.6 4WD	G54B	11/89 → 05/95	
L200 II 3.0	6G72(SOHC12V)	06/92 → 08/96	
L200 II 3.0 4WD	6G72(SOHC12V)	11/86 → 05/92	
L200 III 2.0	4G63(SOHC16V), 4G64(16V)	06/96 → 12/07	
L200 III 2.4 4WD	4G64(16V), 4D56	06/96 → 12/07	
L200 III 2.5 D	4D56, 4D56	06/96 → 12/07	
L200 III 2.5 TD	4D56	08/01 → 11/05	
L200 III 2.5 TD 4WD	4D56, 4D56DOHC	08/01 → 12/07	
L200 III 2.5 TDiC	4D56	08/01 → 09/05	
L200 IV 2.4 i	4G64(16V)	11/05 → 12/15	
L200 IV 2.5 D	4D56TD	08/11 → 12/15	
L200 IV 2.5 DiD	4D56HP	11/05 → 12/15	
L200 IV 2.5 Di-D	4D56DOHC, 4D56HP	08/07 → 12/15	
L200 IV 2.5 Di-D 4WD	4D56HP, 4D65	11/05 → 12/15	
L400 2.0	4G63	12/94 → 11/95	
L400 2.5 TD	4D56	12/94 → 03/01	
LANCER III/IV 1.2	4G16	08/86 → 04/88	
LANCER III/IV 1.8 Diesel	4D65, 4G15(12V)	01/84 → 04/88	
LANCER V 1.2 GL	4G16	05/88 → 08/92	
LANCER V 1.5	4G15(12V), 4G37	09/88 → 09/92	
LANCER V 1.5 12V	4G15(12V)	05/89 → 05/92	
LANCER V 1.5 GLS	4G15(12V)	08/89 → 08/92	

MITSUBISHI			
LANCER V 1.8 4WD	4G37, 4D65	03/89 → 06/92	
LANCER V 1.8 D	4D65, 4G67	09/85 → 06/92	
LANCER V 1.8 GLX Diesel	4D65	04/88 → 05/92	
LANCER V 1.8 GTi	4G37	06/92 → 07/93	
LANCER V 1.8 GTi 16V	4G67, 4G13(12V)	11/89 → 12/93	
LANCER V 2.0 D	4D68	06/92 → 07/93	
LANCER VI 1.5	4G15(12V)	09/92 → 07/96	
LANCER VI 1.8	4G93(DOHC16V)	09/92 → 07/96	
LANCER VI 1.8 16V	4G93(DOHC16V)	06/92 → 12/93	
LANCER VI 1.8 4WD	4G93(SOHC16V)	03/95 → 10/03	
LANCER VI 1.8 GTi	4G37	06/92 → 07/93	
LANCER VI 1.8 i	4G93(SOHC16V)	03/95 → 10/03	
LANCER VI 2.0 D	4D68	12/92 → 10/03	
LANCER VI 2.0 Diesel	4D68	06/92 → 12/96	
LANCER VII 1.3 12V	4G13(12V), 4G63Turbo	12/95 → 08/03	
LANCER VII 1.5	4G15(16V)	06/00 → 08/03	
LANCER VII 1.5 16V	4G15(16V)	10/99 → 08/03	
LANCER VII 2.0 16V EVO IV	4G63Turbo	08/96 → 06/97	
LANCER VII EVO V	4G63Turbo, 4G13(16V)	01/98 → 12/98	
LANCER VII EVO VI	4G63Turbo	01/99 → 02/01	
LANCER VIII 1.3	4G13(16V), 4G63(DOHC16V)	09/03 → 12/13	
LANCER VIII 1.6	4G18	09/03 → 12/13	
LANCER VIII 2.0	4G63DOHC	09/03 → 12/13	
LANCER VIII EVO IX	4G63DOHC	08/05 → 09/06	
LANCER VIII EVO IX - FQ-300	4G63DOHC	06/05 → 12/06	
LANCER VIII EVO IX - FQ-340	4G63DOHC	06/05 → 12/07	
LANCER VIII EVO VIII	4G63DOHC	04/03 → 03/05	
LANCER VIII EVO VIII - 260	4G63DOHC	03/04 → 07/05	
LANCER VIII EVO VIII - FQ-320	4G63DOHC	04/04 → 08/06	
LANCER VIII EVO VIII - FQ-330	4G63DOHC	10/03 → 08/06	
LANCER VIII EVO VIII - FQ-400	4G63DOHC	10/04 → 08/06	
MIRAGE III 1.5	4G15(12V)	05/88 → 06/90	
MIRAGE III 1.5 12V	4G15(12V)	05/88 → 06/90	
MIRAGE V 1.5	4G15DOHC	09/95 → 08/99	
MIRAGE V 1.5 [ExtraEU]	4G15DOHC	09/95 → 05/04	
MONTERO 2.4 16V	4G64(12V)	04/91 →	
MONTERO 2.5 TDiC 4x4	4D56(12V)	05/86 → 02/91	
MONTERO 2.6i [USA]	4G54	01/83 → 12/90	
OUTLANDER I 2.0	4G63(DOHC16V), 4G63(DOHC16V)	05/03 → 10/06	
OUTLANDER I 2.0 4WD	4G63(DOHC16V), 4G63DOHC	05/03 → 10/06	
OUTLANDER I 2.0 Turbo 4WD	4G63DOHC, 4G63Turbo	04/04 → 10/06	
OUTLANDER I 2.0 Turbo-R 4WD	4G63Turbo, 4G64(16V)	01/02 → 10/06	
OUTLANDER I 2.4 4WD	4G64(16V), 4D56T	05/03 → 10/06	
OUTLANDER I 2.4 HDD Mivec	4G69	03/01 → 12/06	
PAJERO I 2.3 D	4D55	10/84 → 09/86	
PAJERO I 2.3 TD	4D55T	12/82 → 04/86	
PAJERO I 2.5 TD	4D56T, 4G54	05/86 → 12/91	
PAJERO I 2.5 TD 4WD	4D56T	10/86 → 05/91	
PAJERO I 2.6	4G54	01/83 → 11/90	
PAJERO I 2.6 4WD	4G54, 6G72(SOHC24V)	01/83 → 05/91	
PAJERO I 3.0 i 4WD	6G72(SOHC12V)	05/88 → 05/91	
PAJERO I 3.0 V6	6G72(SOHC12V)	11/88 → 11/90	
PAJERO II 2.4	4G64(12V)	04/91 → 04/00	
PAJERO II 2.5 TD 4WD	4D56TD	12/90 → 04/00	
PAJERO II 2.5 TDiC	4D56T	03/91 → 08/99	
PAJERO II 2.6 4WD	4G54	03/91 → 10/97	
PAJERO II 3.0 V6	6G72(SOHC12V)	12/90 → 12/95	
PAJERO II 3.0 V6 24V	6G72(SOHC24V), 6G74(DOHC24V)	06/94 → 04/00	
PAJERO II 3.0 V6 4WD	6G72(SOHC12V)	12/90 → 12/95	
PAJERO II 3.2 DiD 4WD	4M41	05/05 → 09/07	
PAJERO II 3.5 V6 24V	6G74(DOHC24V), 4D56T	06/94 → 10/99	
PAJERO III 2.4	4G64(12V)	10/01 → 08/06	
PAJERO III 2.4 4x4	4G64(12V)	10/01 → 12/06	
PAJERO III 2.5 TD	4D56T	07/01 →	
PAJERO III 2.5 TDi	4D56T, 6G74(DOHC24V)	04/00 → 12/06	
PAJERO III 3.0	6G72(SOHC24V)	10/01 → 12/06	
PAJERO III 3.0 [ExtraEU]	6G72DOHC	10/01 → 01/07	
PAJERO III 3.0 2R	6G72(DOHC24V)	08/03 →	
PAJERO III 3.2 D 4WD	4M41	04/00 → 12/06	
PAJERO III 3.2 DiD	4M41	09/06 →	
PAJERO III 3.2 Di-D	4M41	04/00 → 12/06	
PAJERO III 3.2 DiD [ExtraEU]	4M41	04/00 → 09/07	
PAJERO III 3.5	6G74(DOHC24V), 6G74(DOHC24V)	04/00 → 01/07	
PAJERO III 3.5 i	6G74(DOHC24V), 6G74(GDI)	09/03 → 10/06	
PAJERO III 3.5 V6 GDI	6G74(GDI), 4D56	04/00 → 12/06	
PAJERO SPORT I 2.5 TD	4D56, 6G72(DOHC24V)	12/99 →	
PAJERO SPORT I 2.5 TD 4WD	4D56T	11/97 → 10/98	
PAJERO SPORT I 3.0 4WD	6G72(SOHC24V)	09/96 → 12/01	
PAJERO SPORT I 3.0 V6	6G72(DOHC24V), 4G13(16V)	12/99 →	
PAJERO SPORT II 2.4	4G64(16V)	07/08 →	
PRECIS 1.5i [USA]	G4DJ	01/89 → 12/94	
SHOGUN I 2.3 TD 4x4	4D55	10/84 → 09/86	

MITSUBISHI			
SHOGUN I 2.5 TDiC 4x4	4D56(12V)	10/86 → 02/91	
SHOGUN I 2.6 4x4	4G54	01/84 → 02/91	
SPACE GEAR 2.0	4G63S	12/94 → 03/01	
SPACE GEAR 2.0 16V	4G63(DOHC16V)	08/96 → 05/00	
SPACE GEAR 2.4 [ExtraEU]	4G64S	05/95 → 05/00	
SPACE GEAR 2.4 GDi	4G64	07/94 → 12/01	
SPACE GEAR 2.4 i	4G64(16V)	05/95 → 05/00	
SPACE GEAR 2.5 TD	4D56T	05/95 → 05/00	
SPACE RUNNER 2.0 TD	4D68T	10/92 → 08/99	
SPACE STAR 1.3 16V	4G13(16V), K10B	09/00 → 12/04	
SPACE STAR 1.6 16V	4G18	01/01 → 12/04	
TRUCK 2.4i [USA]	4G64	01/89 →	
TRUCK 2.6 [USA]	G54B	01/86 →	
VALLEY 2.5 TD	4D56(12V)	09/92 → 10/94	
NISSAN			
PIXO 1.0	K10B	06/09 →	
PIXO 1.0 LPG	K10B	04/09 →	
OPEL			
AGILA B 1.0	K10B, EJ202	04/08 → 07/14	
AGILA B 1.0 LPG	K10B	01/10 → 12/12	
SUBARU			
FORESTER I 2.0	EJ20J	08/97 → 09/02	
FORESTER I 2.0 AWD	EJ202, EJ20	08/97 → 09/02	
FORESTER I 2.0 S Turbo AWD	EJ20, EJ20	04/01 → 09/02	
FORESTER II 2.0 AWD	EJ201	06/02 → 05/05	
FORESTER II 2.0 S Turbo AWD	EJ20, EJ201	09/02 → 05/05	
FORESTER II 2.0 X AWD	EJ201, EJ251	06/05 → 05/08	
FORESTER II 2.5	EJ251, EJ25	02/02 →	
FORESTER II 2.5 AWD	EJ25, EJ25	12/03 → 12/09	
FORESTER II 2.5 Prodrive Performance Pack AWD	EJ25S	05/05 → 09/05	
FORESTER II 2.5 RX Nato AWD	EJ25, EJ161	11/02 → 12/08	
FORESTER II 2.5 XT AWD	EJ25S	06/05 → 05/08	
FORESTER III 2.0 AWD	EJ20	01/08 → 09/13	
FORESTER III 2.0 BiFuel	EJ204	01/09 → 12/11	
FORESTER III 2.5	EJ253	01/08 →	
FORESTER IV 2.0 D	EJ20Z	08/12 →	
FORESTER IV 2.0 D AWD	EE20Z	03/13 →	
IMPREZA I 1.6	EJ161, EJ16	01/93 → 12/00	
IMPREZA I 1.6 i	EJ16, EJ16	08/92 → 12/00	
IMPREZA I 1.6 i AWD	EJ16, EJ181	08/92 → 12/00	
IMPREZA I 1.8 AWD	EJ18	01/93 → 10/95	
IMPREZA I 1.8 i	EJ181, EJ18	08/92 → 12/00	
IMPREZA I 1.8 i AWD	EJ18, EJ201	08/92 → 12/06	
IMPREZA I 2.0	EJ201	09/96 → 09/00	
IMPREZA I 2.0 AWD	EJ20E	12/95 → 12/00	
IMPREZA I 2.0 i	EJ201, EJ20	11/95 → 09/00	
IMPREZA I 2.0 i 16V AWD	EJ20, EJ20	06/98 → 12/00	
IMPREZA I 2.0 i AWD	EJ20, EJ20(Turbo)	10/95 → 12/00	
IMPREZA I 2.0 i Turbo AWD	EJ20(Turbo)	03/94 → 12/00	
IMPREZA I 2.0 Turbo AWD	EJ20G	12/96 → 12/00	
IMPREZA I 2.0 Turbo GT AWD	EJ20(Turbo), EJ22E	03/94 → 12/00	
IMPREZA I 2.2 i	EJ22E, EJ253	11/93 → 08/98	
IMPREZA I 2.5 i	EJ253, EL15	11/93 → 08/98	
IMPREZA II 1.5	EL15, EL15	06/01 →	
IMPREZA II 1.5 AWD	EL15, EJ16	10/05 →	
IMPREZA II 1.6	EJ161	10/00 → 09/06	
IMPREZA II 1.6 AWD	EJ16, EJ20	12/00 → 06/09	
IMPREZA II 2.0 AWD	EJ20, EJ201	12/00 → 12/07	
IMPREZA II 2.0 i AWD	EJ201, EJ20	12/00 → 06/09	
IMPREZA II 2.0 i R AWD	EJ20, EJ207	09/05 → 06/07	
IMPREZA II 2.0 i WRX AWD	EJ20S	12/02 → 09/05	
IMPREZA II 2.0 Turbo AWD	EJ20S		

SUBARU			
IMPREZA IV 1.5	EL154	09/08 → 12/11	
IMPREZA IV 1.5 [ExtraEU]	EL154	10/05 → 03/07	
IMPREZA IV 1.5 BiFuel	EL154, --	01/09 → 03/12	
IMPREZA IV 2.0	EJ204	12/07 → 03/12	
IMPREZA IV 2.0 [ExtraEU]	EJ204	04/07 → 08/09	
IMPREZA IV 2.0 BiFuel	EJ204	01/09 → 03/12	
IMPREZA IV 2.5 [ExtraEU]	EJ251	12/02 → 09/05	
IMPREZA 2.5 Sti	EJ257	07/10 → 08/13	
LEGACY I 1.6	--	01/89 →	
LEGACY I 1.8	--	01/89 →	
LEGACY I 1.8i SPi	--	01/89 →	
LEGACY I 1800	EJ185PI	01/89 → 07/94	
LEGACY I 1800 4WD	EJ185PI	01/89 → 07/94	
LEGACY I 2.0	EJ20E	08/91 → 12/93	
LEGACY I 2.0i 16V	EJ20E	08/91 → 12/93	
LEGACY I 2.2i	--	01/90 →	
LEGACY I 2.2i [USA]	--, EJ201	01/90 →	
LEGACY I 2.2i 16v	EJ22E	08/89 → 10/91	
LEGACY I 2.2i Turbo [USA]	--	01/90 →	
LEGACY I 2000	EJ20EMPI	09/91 → 12/93	
LEGACY I 2000 4WD	EJ20EMPI	08/91 → 07/94	
LEGACY I 2000 Turbo 4WD	EJ20-GN	05/92 → 07/94	
LEGACY I 2000 Turbo Super 4WD	EJ20-GN	05/92 → 07/94	
LEGACY I 2200 4WD	EJ22EMPI	01/89 → 07/94	
LEGACY I 2200 Super 4WD	EJ22EMPI	01/89 → 07/94	
LEGACY II 1.8 4WD	EJ18E	05/96 → 09/98	
LEGACY II 2.0 i	EJ20EMPI	09/94 → 03/99	
LEGACY II 2.0 i 4WD	EJ201, EJ22EMPI	09/94 → 03/99	
LEGACY II 2.2	EJ22	07/94 → 11/98	
LEGACY II 2.2 i 4WD	EJ22EMPI, EJ25	02/94 → 03/99	
LEGACY II 2.5	EJ25D	01/96 → 12/99	
LEGACY II 2.5 i 4WD	EJ25D	06/96 → 03/99	
LEGACY III 2.0	EJ201	12/98 → 08/03	
LEGACY III 2.0 AWD	EJ201	12/98 → 08/03	
LEGACY III 2.5	EJ251	10/98 → 08/03	
LEGACY III 2.5 AWD	EJ25, EJ202	10/98 → 08/03	
LEGACY III 3.0	EZ30D	08/00 → 08/03	
LEGACY III 3.0 H6 AWD	EZ30	08/00 → 08/03	
LEGACY IV 2.0 AWD	EJ202, EJ25	09/03 → 04/09	
LEGACY IV 2.0 D AWD	EE20Z	02/08 → 12/09	
LEGACY IV 2.0 R AWD	EJ204	09/07 → 12/09	
LEGACY IV 2.0 Turbo	EJ20X	05/03 →	
LEGACY IV 2.0 Turbo HP	EJ20Y	05/03 →	
LEGACY IV 2.5 AWD	EJ25, EJ252	09/03 → 04/09	
LEGACY IV 2.5 i	EJ252, EJ25	05/03 →	
LEGACY IV 2.5 i AWD	EJ25, EE20	09/07 → 12/09	
LEGACY IV 2.5 Turbo	EJ255	05/03 →	
LEGACY IV 3.0 R AWD	30D	09/03 → 06/09	
LEGACY V 2.0 D	EJ20Z	05/09 →	
LEGACY V 2.0 D AWD	EE20, --	09/09 → 12/14	
LEGACY V 3.6 AWD	EZ36D	09/09 → 12/14	
LOYALE 1.8i SPi [USA]	--	01/90 →	
LOYALE 1.8i Turbo [USA]	--	01/90 →	
L-SERIES 1.3	--, --	01/79 → 12/91	
L-SERIES 1.6	--, EJ25	01/86 → 12/91	
L-SERIES 1.8	--	01/86 → 12/91	
L-SERIES 1.8i	--	01/86 → 12/91	
L-SERIES 1.8i TB	--	01/86 → 12/91	
L-SERIES 1.8i TB 4x4	--	01/86 → 12/91	
L-SERIES 1.8i Turbo	--	01/86 → 12/91	
M60 600	--	01/88 → 12/89	
M70 700	--	01/88 → 12/89	
OUTBACK II 2.5 AWD	EJ25, EJ252	10/00 → 08/03	
OUTBACK II 3.0 H6 AWD	EZ30	10/00 → 08/03	
OUTBACK III 2.0	EJ202	09/03 → 10/05	
OUTBACK III 2.0 AWD	EJ202	09/03 → 10/05	
OUTBACK III 2.0 D	EJ20Z	09/08 → 09/09	
OUTBACK III 2.0 D AWD	EE20Z	09/08 → 09/09	
OUTBACK III 2.5	EJ252, --	09/08 → 09/09	
OUTBACK III 2.5 AWD	EJ253	11/03 → 09/09	
OUTBACK III 3.0 AWD	30D	11/03 → 09/09	
OUTBACK III 3.6	EZ36D	01/10 → 12/14	
OUTBACK III 3.6 [ExtraEU]	EZ36D	01/15 →	
OUTBACK IV 2.0 D AWD	--, M16A	09/09 →	
OUTBACK IV 3.6 AWD	EZ36D	06/11 →	
OUTBACK IV 3.6 R AWD	EZ36D	09/09 →	
OUTBACK V 2.0 D AWD	EE20Z	03/15 →	
SVX 3.3i V6 [USA]	--	01/92 →	
WRX STI 2.5 AWD	EJ257	06/14 →	
XT-6 2.7 [USA]	--	01/87 → 12/92	
XT 1.8 [USA]	--	01/87 → 12/92	
XV 2.0 D AWD	EE20Z	03/12 →	

SUZUKI			
IGNIS II 1.5 Sport	M15A	12/03 →	
JIMNY III 1.3	M13A	08/04 →	
JIMNY III 1.3 16V	M13A	02/01 →	
JIMNY III 1.3 16V 4WD	M13A	02/01 →	

SUZUKI			
JIMNY III 1.3 16V 4x4	M13A	08/05 →	
LIANA 1.3	M13A	07/01 →	
LIANA 1.6	M16A	07/01 →	
LIANA 1.6 4WD	M16A, 3S-FE	07/01 →	
LIANA 1.6 i	M16A	04/02 →	
TOYOTA			
CAMRY 1.8	1S	11/86 → 08/89	
CAMRY 2.0	3S-FE, 3S-FE	03/83 → 02/93	
CAMRY 2.0 4WD	3S-FE, 5S-FE	03/83 → 06/91	
CAMRY 2.2	5S-FE, 3VZ-FE	06/91 →	
CAMRY 2.5	2VZ-FE	10/86 → 06/91	
CAMRY 3.0	3VZ-FE, 3S-GEL	06/91 → 08/96	
CARINA II 2.0	3S-FE	12/87 → 04/92	
CARINA II 2.0 GLi	3S-FE	12/87 → 03/92	
CELICA IV 2.0	3S-GEL, 3S-GEL	01/86 → 08/89	
CELICA IV 2.0 GT	3S-GEL, 3S-GE	08/85 → 08/89	
CELICA V 2.0 GTi	3S-GE, 4A-C	09/89 → 01/94	
CELICA V 2.0 Turbo 4WD	3S-GTE	10/89 → 11/93	
COROLLA V 1.6	4A-C, 2E	08/84 → 05/89	
COROLLA V 1.6 16V	4A-GEC	12/85 → 04/87	
COROLLA V 1.6 SR	4A-C	08/83 → 04/85	
COROLLA VI 1.3	2E, 2E	05/87 → 06/92	
COROLLA VI 1.3 i	2E, 5K	08/87 → 12/92	
CRESSIDA 2.2 D	L	09/80 → 04/85	
HIACE IV 2.0	1RZ	08/89 → 04/98	
HIACE IV 2.4	2RZ-E	08/89 → 08/95	
HIACE IV 2.4 4WD	2RZ-E	08/89 → 08/95	
LITEACE 1.5	5K, 3S-GE	10/85 → 01/95	
MR 2 II 2.0	3S-FE	12/89 → 08/92	
MR 2 II 2.0 16V	3S-GE, 2TZ-FE	12/89 → 09/99	
MR 2 II 2.0 Turbo	3S-GTE	12/89 → 07/99	
MR 2 II 2.2 16V	5S-FE	01/90 → 06/95	
PREVIA I 2.4	2TZ-FE	05/90 → 08/00	
PREVIA I 2.4 4WD	2TZ-FE, 2E	01/90 → 12/99	
STARLET 1.0	1E	12/89 → 12/92	
STARLET 1.3 12V	2E, --	12/89 → 12/92	
STARLET 1.3 12V Cat	2E-E	12/89 → 03/96	
STARLET 1.3 XL	2E	12/89 → 12/91	
TARAGO MPV / SPACE 2.4 VVTi	2AZ-FE	02/00 → 12/05	
TERCEL 1.5	--, 3EE	08/83 →	
TERCEL 1.5 [USA]	3E	01/86 → 12/90	
TERCEL 1.5 4WD	3A-C	09/82 → 01/88	
TERCEL 1.5 i [USA]	3EE, B201XL	01/89 → 12/92	
TRUCK 3.0 i [USA]	3VZ-E	01/91 →	
VAUXHALL			
AGILA B 1.0 12V	K10B	01/08 → 11/14	
AGILA B 1.0 i	K10B	08/11 → 11/14	

7.0037

ENGINE OIL PRESSURE WARNING LIGHT SWITCHES

Adatt./Suitable:

GENERAL MOTORS

74 413 02
M-54008
M-54013
M-54017

HOLDEN

7441 302

SAAB

88 18 528
93 09 386


Eliminated on 04-07-2016. Please verify the availability through our local distributors

• Eliminato il 04-07-2016. Verificare la disponibilità presso i nostri distributori

• Éliminé le 04-07-2016. Vérifier la disponibilité auprès de nos distributeurs sur place

• Am 04-07-2016 gestrichen. Evtl. Verfügbarkeit bitte bei unseren Händlern prüfen

• Eliminado en fecha 04-07-2016. Verificar la disponibilidad a través de nuestros distribuidores locales



24	1/4-18NPT	6.3	Bar
			0.40

HOLDEN			
CALAIS 5.0	--	10/88 → 09/91	
COMMODORE_VL 5.0i	5.0V8EFI	07/86 → 07/88	

HOLDEN			
COMMODORE_VL 5.0i Wagon	5.0V8EFI	07/86 → 07/88	
SAAB			
90 2.0	B201	08/84 → 08/87	
900 1.2.0 Turbo	B201XL, B202L	01/86 → 12/91	
900 1.2.0 Turbo-16	B202L, B202XL	11/85 → 06/94	
900 1.2.0 Turbo-16 S	B202XL	01/84 → 06/94	
900 1.2.0 Turbo-16 S Cat	B202XL	01/89 → 12/93	
9000 2.0 -16 Turbo	B202XL, KA24	09/84 → 08/93	
9000 2.0 -16 Turbo CD	B202XL	09/88 → 08/93	

7.0042

ENGINE OIL PRESSURE WARNING LIGHT SWITCHES

Adatt./Suitable:

BOSCH

0 986 345 007

FORD

1 953 653
1 953 654
1 961 085

HOLDEN

2524089915
2524089920

INFINITI

25240-70J00

NISSAN

25240-70J00
25240-70J0E
25240-89915
25240-89920
25240-89960
25240-8996E
25240-95FOA
25240-G2400
25240-G240A

RENAULT

25 24 089 960
25 24 089 96E

RENAULT TRUCKS

74 85 133 124

MARKET DIFFUSION: HIGH



P013	24	1/8 GAS	Bar
			0.20

FORD			
MAVERICK 2.4 i	KA24, TD27	02/93 → 04/98	
MAVERICK 2.7 TD	TD27, KA24DE	02/93 → 04/98	

HOLDEN			
CALAIS 3.0 Executive	--	10/88 → 09/90	
CALAIS_VL 2.0i	2.0PFI	01/86 → 07/88	
CALAIS_VL 3.0i Turbo	3.0EFITURBO	01/86 → 07/88	
COMMODORE 3.0 Efi	RB30E	03/86 → 09/88	
COMMODORE 3.0 Efi Turbo	RB30ET	01/86 → 08/88	
COMMODORE_VL 2.0i	2.0PFI	01/86 → 07/88	
COMMODORE_VL 2.0i Wagon	2.0PFI	01/86 → 07/88	

INFINITI			
G20 2.0	SR20DE	01/90 → 12/97	
J30 3.0	VG30DE	01/92 → 12/97	
M30 3.0	VG30E	01/89 → 12/93	
Q45 4.5	VH45DE	01/89 → 12/93	

NISSAN			
100 NX 1.6	GA16DS	03/90 → 10/94	
100 NX 1.6 SR	GA16DE	09/93 → 10/94	
100 NX 2.0	SR20DE	10/90 → 10/94	
100 NX 2.0 GTi	SR20DE	03/91 → 10/94	
200 SX 1.8 Turbo	CA18DET	07/88 → 11/93	
200 SX 2.0 i 16V Turbo	SR20DET	10/93 → 12/99	
240 SX 2.4	KA24DE, GA16DE	04/93 → 08/97	
ALMERA I 1.4	GA14DE	09/95 → 07/00	
ALMERA I 1.4 GX, LX	GA14DE	09/95 → 07/00	
ALMERA I 1.4 S, GX, LX	GA14DE	09/95 → 03/00	
ALMERA I 1.6	GA16DE, QG15DE	07/95 → 07/00	
ALMERA I 1.6 SLX	GA16DE	09/95 → 07/00	
ALMERA I 1.6 SR, SLX	GA16DE	09/95 → 03/00	
ALMERA I 1.8	QG18DE	07/95 → 05/00	
ALMERA I 2.0 D	CD20	11/95 → 07/00	
ALMERA I 2.0 GTi	SR20DE	07/96 → 03/00	
ALMERA II 1.5	QG15DE, QG18DE	03/00 →	

NISSAN		
ALMERA II 1.5 XL	QG15DE	03/01 →
ALMERA II 1.8	QG18DE, YD22DDT	01/00 →
ALMERA II 2.2 dCi	YD22DDT, QG16	09/03 → 09/06
ALMERA II 2.2 Di	YD22DDT	03/00 → 04/03
ALMERA III 1.5	QG15DE	01/06 →
ALMERA III 1.6	QG16	01/06 →
ALMERA III 1.6 16V	QG16, QG18DE	03/06 →
ALMERA TINO 1.8	QG18DE, YD22DDT	08/00 → 02/06
ALMERA TINO 2.0	SR20DE	08/00 → 01/03
ALMERA TINO 2.2 dCi	YD22DDT, CA16S	08/00 →
ALTIMA 2.4	KA24DE	06/93 → 09/01
BLUEBIRD 1.6	CA16S, LD20	12/85 → 06/90
BLUEBIRD 1.6 DX	CA16S	11/83 → 02/88
BLUEBIRD 1.8 i 16V	CA18D	02/89 → 12/90
BLUEBIRD 1.8 Turbo	CA18T	04/84 → 11/92
BLUEBIRD 2.0	CA20S	12/85 → 09/90
BLUEBIRD 2.0 D	LD20, CA20E	04/84 → 12/90
BLUEBIRD 2.0 i	CA20E, BD30T	04/84 → 12/90
CABSTAR II 105.35, 110.35, 110.45	BD30T, --	10/98 → 10/06
CABSTAR II 120.35, 120.45	BD-30Ti	10/98 → 10/06
CABSTAR II 125.35, 125.45	BD-30Ti	10/98 → 10/06
CABSTAR II 2.0	--	07/92 → 05/94
CABSTAR II 2.5 D	TD25	07/92 → 12/00
CABSTAR II 28.10, 32.10	BD30T	01/04 → 11/06
CABSTAR II 3.0 110.35	BD30T	10/00 → 04/04
CABSTAR II 75.28	LD23	10/98 → 10/06
CABSTAR II 90.32, 90.28, 95.32, 95.28	TD27T	10/98 → 10/06
CABSTAR II 95.32	TD27T	04/02 → 06/04
CABSTAR III 2.5 D	YD25DDTi	09/06 →
CABSTAR III 28.12 DCI, 32.12 DCI, 34.12 DCI, 35.12 DCI 2.5	YD25DDTi	09/06 → 12/13
CABSTAR III 34.110 DCI 2.5	YD25DDTi	01/07 → 04/12
CABSTAR III 35.13 DCI, 45.13 DCI 2.5	YD25DDTi	09/06 → 12/12
CABSTAR III 35.14 DCI, 45.14 DCI 2.5	YD25DDTi	09/06 → 12/13
CEFIRO 2.0	VQ20DE	08/94 → 09/03
CEFIRO 3.0	VQ30DE	10/94 → 09/03
ECO-T 3.0 TDiC	BD-30Ti	01/97 → 12/00
MAXIMA QX 2.0	VQ20DE	02/95 → 08/00
MAXIMA QX 2.0 V6 24V	VQ20DE	03/00 → 11/03
MAXIMA QX 3.0	VG30DE, CG10DE	03/94 → 03/99
MAXIMA QX 3.0 V6 24V	VQ30DE	03/00 → 11/03
MAXIMA III 3.0	VG30E	10/88 → 06/94
MAXIMA III 3.0 i	VG30E	10/88 → 06/94
MAXIMA III 3.0 i [USA]	--, VG30DE	01/81 →
MAXIMA IV 2.0 QX	VQ20DE	10/97 → 12/00
MAXIMA IV 3.0 QX	VQ30DE	10/97 → 12/00
MICRA II 1.0 i 16V	CG10DE, CR12DE	09/00 → 02/03
MICRA II 1.3 i 16V	CG13DE	08/92 → 09/00
MICRA II 1.4 i 16V	CGA3DE	09/00 → 02/03
MICRA III 1.0 16V	CG10DE	01/03 → 06/10
MICRA III 1.2	CR12DE, CG12DE	10/03 → 06/10
MICRA III 1.2 16V	CG12DE, CG12DELPG	01/03 → 06/10
MICRA III 1.2 LPG	CG12DELPG, VQ35DE	10/02 → 06/10
MICRA III 1.3	CGA3DE	08/04 →
MICRA III 1.4 16V	CR14DE	08/03 → 06/10
MICRA C+1.4 16V	CR14DE	01/05 →
MURANO 1.3.5	VQ35DE, VQ35DE	08/03 →
MURANO 1.3.5 4x4	VQ35DE, YD25DDTi	08/03 →
NAVARA II 2.5 dCi	YD25DDTi, YD25DDTi	07/05 →
NAVARA II 2.5 dCi 4WD	YD25DDTi, VG30E	07/05 →
NAVARA II 3.0 dCi	V9X	03/10 →
NAVARA II 3.0 dCi 4WD	V9X	02/10 →
NOTE I 1.4	CR14DE	03/06 → 06/12
NX1600 1.6i [USA]	GA16DE	01/90 → 12/92
PATHFINDER I 3.0 4WD	VG30E, VQ35	07/86 → 08/95
PATHFINDER II 3.3	VG33E	12/95 → 07/05
PATHFINDER II 3.3 V6 4WD	VG33E	03/98 → 10/00
PATHFINDER II 3.5 V6 4WD	VQ35, YD25DDTi	11/00 → 12/04
PATHFINDER III 2.5 dCi	YD25DDTi	01/05 →
PATHFINDER III 2.5 dCi 4WD	YD25DDTi, KA24E	01/05 →
PATROL 2.8 TDiC	RD28Ti	06/97 → 05/00
PATROL GR I 4.2 Cat	TB42E	11/88 → 02/98
PATROL GR II 2.8 TDiC	RD28Ti	10/97 → 02/00
PATROL GR II 3.0 D	ZD30DDTi	05/00 → 09/04
PATROL GR II 3.0 D 4x4	ZD30DDTi	10/04 →
PATROL GR II 3.0 DTi	ZD30DDTi	05/00 →
PICK UP 2.4	KA24E, Z24i	02/98 → 05/03
PICK UP 2.5	TD25	02/98 → 10/01
PICK UP I 2.4 [USA]	Z24i, KA24DE	01/85 → 12/89
PICK UP I 2.4 i [USA]	KA24E	01/89 →
PICK UP I 3.0i [USA]	VG30	01/85 → 12/89
PICK UP II 2.4	KA24DE	01/03 → 04/05
PICK UP II 2.4 4WD	KA24DE	11/01 → 04/05

NISSAN		
PICK UP II 2.4 i	KA24E	02/98 → 04/05
PICK UP II 2.4 i 4WD	KA24DE, GA16DS	03/02 → 04/05
PICK UP II 2.5 D	TD25	02/98 → 04/05
PICK UP II 2.5 D 4WD	TD25	02/98 → 04/05
PICK UP II 2.5 TD	TD25Ti	05/98 → 10/01
PICK UP II 2.5 TD 4WD	TD25Ti	05/98 → 04/05
PRAIRIE PRO 2.4 i	KA24E	01/90 → 07/94
PRAIRIE PRO 2.4 i 4x4	KA24E	04/92 → 07/94
PRIMERA I 1.6	GA16DS, GA16DE	06/90 → 01/96
PRIMERA I 1.6 i	GA16DE, GA16DE	07/90 → 03/98
PRIMERA I 2.0	SR20DE	07/94 → 01/98
PRIMERA I 2.0 D	CD20	07/90 → 01/96
PRIMERA I 2.0 i	SR20DI	07/90 → 03/98
PRIMERA II 1.6	GA16DE	04/98 → 12/01
PRIMERA II 1.6 16V	GA16DE, GA16DE	06/96 → 07/02
PRIMERA II 1.6 LPG	GA16DE, QG18DE	04/98 → 07/02
PRIMERA II 1.8 16V	QG18DE	08/99 → 07/02
PRIMERA II 1.8 LPG	QG18DE, SR20DE	08/99 → 10/08
PRIMERA II 2.0	SR20DE, SR20De	06/96 → 01/02
PRIMERA II 2.0 16V	SR20DE, SR20DE	06/96 → 07/02
PRIMERA II 2.0 GT	SR20DEH	10/97 → 06/99
PRIMERA II 2.0 LPG	SR20DE, QG16DE	06/96 → 07/02
PRIMERA II 2.0 TD	CD20T	09/96 → 07/02
PRIMERA III 1.6	QG16DE, E16	01/02 → 08/08
PRIMERA III 1.6 Visia	QG16DE	01/02 → 04/06
PRIMERA III 1.8	QG18DE	03/02 → 10/08
PRIMERA III 2.2 dCi	YD22DDT	04/03 →
PRIMERA III 2.2 Di	YD22DDT	03/02 → 05/07
PULSAR NX 1.6 [USA]	E16, M1D	01/86 →
QASHQAI I 1.6 dCi	R9M	10/11 → 12/13
QASHQAI I 1.6 dCi Trazione integrale	R9M	10/11 → 12/13
QASHQAI I 2.0 dCi	M1D, M1D	02/07 → 12/13
QASHQAI I 2.0 dCi Trazione integrale	M1D, GA16DE	02/07 → 12/13
QX 2.0	VQ20DE	01/00 → 10/01
SENTRA III 1.6i [USA]	GA16DE	01/90 → 12/92
SENTRA III 2.0i [USA]	SR20DE	01/90 →
SERENA 1.6	GA16DE, GA16DE	02/93 → 09/01
SERENA 2.0	SR20DE	11/92 → 09/01
SERENA 2.0 D	LD20	11/92 → 09/01
SERENA 2.3 D	LD23	01/95 → 09/01
STANZA 2.4i [USA]	KA24DE	01/92 →
SUNNY I 1.5	E15S	03/82 → 10/86
SUNNY II 1.0 L	E10S	07/86 → 09/90
SUNNY II 1.3	E13S	06/86 → 10/91
SUNNY II 1.4 LX	GA14S	10/88 → 08/91
SUNNY II 1.5	E15S	06/86 → 10/88
SUNNY II 1.6	E16S	06/86 → 10/88
SUNNY II 1.6 12V	GA16S	10/88 → 09/90
SUNNY II 1.6 4x4	GA16S	07/86 → 10/88
SUNNY II 1.6 i	E16i	06/86 → 10/90
SUNNY II 1.6 i 12V	GA16i	06/86 → 06/91
SUNNY II 1.6 i 4x4	E16i	06/86 → 10/90
SUNNY II 1.7 D	CD17	06/86 → 01/91
SUNNY II 1.8 GTI 16V	CA18D	01/89 → 06/91
SUNNY III 1.4	GA14DS	10/90 → 06/95
SUNNY III 1.4 i	GA14DS	10/90 → 05/95
SUNNY III 1.6 16V 4x4	GA16DS	11/90 → 05/95
SUNNY III 1.6 i	GA16DE, GA16DE	10/90 → 03/00
SUNNY III 1.6 i 16V 4WD	GA16DE, KA24E	10/90 → 06/95
SUNNY III 1.6 i 16V 4x4	GA16DE	10/92 → 03/00
SUNNY III 2.0 D	CD20	10/90 → 03/00
SUNNY III 2.0 GTI-R 4x4	SR20DET	10/90 → 05/95
TEANA I 2.3	VQ23DE	10/03 → 06/08
TEANA I 3.5	VQ35DE	10/03 → 06/08
TERRANO I 2.4 i 4WD	Z24i	10/87 → 02/93
TERRANO I 3.0 4x4	VG30I	07/86 → 08/89
TERRANO I 3.0 i 4WD	VG30E	01/90 → 12/95
TERRANO II 2.4 4WD	KA24E, BD30	05/96 → 09/07
TERRANO II 2.4 i 12V 4WD	KA24E	02/93 → 12/97
TERRANO II 2.7 TD 4WD	TD27T	02/93 → 01/02
TERRANO II 2.7 TD i 4WD	TD27Ti	05/96 → 09/07
TERRANO II 3.0 Di 4WD	ZD30	05/02 → 09/07
TERRANO II 3.3	VG33E	10/92 → 12/04
TERRANO II 3.3 4WD	VG33E	10/92 → 10/97
TERRANO II 3.5 4WD	VQ35DE	10/94 → 06/03
TRADE 100	BD-30Ti	01/96 → 12/98
TRADE 2.3	LD23	06/96 → 05/01
TRADE 2.3 D	LD23	06/96 →
TRADE 2.7 TD	TD27T	11/98 → 09/04
TRADE 3.0 D	BD30, GA16DE	04/93 →
TRADE 3.0 TD	BD-30Ti	04/93 →
TRADE 3.0 TDiC	BD-30Ti	06/96 → 10/01
TRADE 75	LD23	05/97 → 12/00
VAN 2.4 [USA]	Z24i	01/86 → 12/89
VANETTE II 1.5	A15	04/87 → 11/94
VANETTE II 2.0 D	LD20	10/86 → 12/95

NISSAN		
VANETTE III 1.6	GA16DE	09/94 → 05/01
VANETTE 1.6	GA16DE, LD23	09/94 → 05/01
VANETTE 2.3	LD23, V4Y711	09/94 → 05/02
RENAULT		
ESPACE IV 3.5 V6	V4Y711, V4Y701	11/02 →
MASTER II 3.0 dCi 140	ZD3202	10/03 →
VEL SATIS 3.5	V4Y715	10/04 →
VEL SATIS 3.5 V6	V4Y701, DS	06/02 →
RENAULT TRUCKS		
MASCOTT 120.35	ZD3A600	05/04 → 12/10
MASCOTT 120.55	DXi3	05/04 → 12/10
MASCOTT 120.65	ZD3A600	05/04 → 12/10
MASCOTT 160.35	ZD3A604	05/04 → 12/10
MASCOTT 160.55	ZD3A604	05/04 → 12/10
MASCOTT 160.65	ZD3A604	05/04 → 12/10
MAXITY 2.5 dCi	YD25DDTi	12/11 →

7.0045

1

ENGINE OIL PRESSURE WARNING LIGHT SWITCHES

Adatt./Suitable:

AUDI

056 919 081

056 919 081 E

SEAT

056 919 081

056 919 081 E

VW

056 919 081

056 919 081 E



P014			6.3		Bar
	24	M 10 x 1			1.80

AUDI		
80 II 1.3	EP	09/78 → 07/86
80 II 1.6	DT, DS	08/78 → 03/87
80 II 1.6 D	JK	08/80 → 08/86
80 II 1.6 TD	CY	08/81 → 05/86
80 II 1.8	DS, JN	01/83 → 08/86
80 II 1.8 CC quattro	JN, DZ	08/84 → 08/86
80 II 1.8 GTE	DZ, HP	06/84 → 03/87
80 II 2.0	HP, ABB	10/83 → 09/84
80 II 2.0 quattro	JS	10/83 → 09/84
80 III 1.4	SE	08/86 → 07/88
80 III 1.6	ABB, RA	09/86 → 10/91
80 III 1.6 D	JK	02/87 → 07/89
80 III 1.6 TD	RA, RU	09/86 → 08/91
80 III 1.8	RU, JN	09/86 → 01/90
80 III 1.8 E	DZ	06/86 → 08/91
80 III 1.8 E quattro	DZ	09/86 → 08/91
80 III 1.8 quattro	SD	09/86 → 08/90
80 III 1.8 S	JN, JN	08/86 → 10/91
80 III 1.8 S quattro	JN, ABB	09/86 → 09/91
80 III 1.9 D	1Y	08/89 → 08/91
80 III 2.0	AAD	10/90 → 08/91
80 III 2.0 E	3A	08/88 → 10/90
80 III 2.0 E 16V	6A	03/90 → 09/91
80 III 2.0 E 16V quattro	6A	03/90 → 08/91
80 III 2.0 E quattro	3A	08/88 → 09/90
80 IV 1.6	ABB, 6A	09/91 → 12/94
80 IV 1.6 E	ADA	06/93 → 01/96
80 IV 2.0	ABT	09/91 → 01/96
80 IV 2.0 E	ABK	09/91 → 01/96
80 IV 2.0 E 16V	6A, HP	09/91 → 01/96
80 IV 2.0 E quattro	ABK	09/91 → 12/94
80 IV 2.0 E quattro	ADW	11/93 → 01/96
80 IV 2.3 E	NG	09/91 → 01/96
80 IV RS2 quattro	ADU	03/94 → 05/95
90 I 1.6 TD	CY	10/85 → 01/87
90 I 1.8	JN	06/84 → 03/87
90 I 2.0	HP, HY	10/84 → 03/87
90 I 2.0 quattro	JS	08/84 → 08/86
90 I 2.2	HY, RA	10/84 → 03/87
90 I 2.2 E quattro	KV	11/84 → 03/87

AUDI			
90 II 1.6 TD	RA, NG	04/87 ⇒ 09/91	
90 II 2.0	PS	07/88 ⇒ 09/91	
90 II 2.0 20 V	NM	08/89 ⇒ 07/91	
90 II 2.0 20 V quattro	NM	08/88 ⇒ 09/91	
90 II 2.2 E	KV	04/87 ⇒ 07/91	
90 II 2.2 E quattro	KV	04/87 ⇒ 09/91	
90 II 2.3 E	NG, 7A	04/87 ⇒ 09/91	
90 II 2.3 E 20V	7A, ABC	08/88 ⇒ 07/91	
90 II 2.3 E 20V quattro	7A	06/88 ⇒ 09/91	
90 II 2.3 E quattro	NG	04/87 ⇒ 09/91	
100 III 1.8	DS, 4B	08/83 ⇒ 12/90	
100 III 1.8 Cat	4B, NP	03/85 ⇒ 11/90	
100 III 1.8 Cat quattro	4B	08/85 ⇒ 11/90	
100 III 1.8 quattro	NP, CN	10/84 ⇒ 07/90	
100 III 2.0 Cat	RT	01/88 ⇒ 11/90	
100 III 2.0 D	CN, NF	08/82 ⇒ 07/89	
100 III 2.0 D Turbo	NC	03/88 ⇒ 11/90	
100 III 2.0 E Cat	RT	01/88 ⇒ 11/90	
100 III 2.0 TD	NC	03/88 ⇒ 11/90	
100 III 2.2 Cat	KU	06/89 ⇒ 11/90	
100 III 2.2 Cat quattro	KU	06/89 ⇒ 11/90	
100 III 2.2 E Turbo quattro	MC	08/86 ⇒ 11/90	
100 III 2.2 Turbo	MC	08/86 ⇒ 11/90	
100 III 2.3	NF, NF	08/86 ⇒ 11/90	
100 III 2.3 E	NF, AAD	10/86 ⇒ 11/90	
100 III 2.3 E quattro	NF	08/86 ⇒ 11/90	
100 III 2.3 quattro	NF	01/90 ⇒ 11/90	
100 III 2.4 D	3D	08/89 ⇒ 07/91	
100 III 2.5 TDI	1T	01/90 ⇒ 11/90	
100 IV 1.6	ABB	03/92 ⇒ 07/93	
100 IV 2.0	AAE	12/90 ⇒ 07/94	
100 IV 2.0 E	AAD, 1B	12/90 ⇒ 07/94	
100 IV 2.0 E 16V	ACE	01/92 ⇒ 07/94	
100 IV 2.0 E 16V quattro	ACE	07/92 ⇒ 07/94	
100 IV 2.0 E quattro	AAD	12/90 ⇒ 07/92	
100 IV 2.3 E	AAR	12/90 ⇒ 07/94	
100 IV 2.3 E quattro	AAR	12/90 ⇒ 07/94	
200 II 2.2 Turbo	1B, DT	08/85 ⇒ 09/91	
200 II 2.2 Turbo quattro	1B	02/88 ⇒ 11/90	
A4 I 2.4	AFM	07/95 ⇒ 07/97	
A4 I 2.6	ABC, AAH	01/95 ⇒ 09/01	
A4 I 2.6 [ExtraEU]	ACZ	01/96 ⇒ 07/97	
A4 I 2.6 quattro	ABC	01/95 ⇒ 09/01	
A4 I 2.8	AAH, AAH	09/95 ⇒ 07/97	
A4 I 2.8 quattro	AAH, ABC	01/95 ⇒ 07/97	
A6 I 2.4	AFM	07/95 ⇒ 12/97	
A6 I 2.6	ABC, ABC	06/94 ⇒ 12/97	
A6 I 2.6 quattro	ABC, AAH	06/94 ⇒ 12/97	
A6 I 2.8	AAH, AAH	06/94 ⇒ 12/97	
A6 I 2.8 quattro	AAH, AEW	06/94 ⇒ 12/97	
A6 I S6 4.2 quattro	AEC	06/94 ⇒ 12/97	
A8 I 3.7	AEW, AEW	07/95 ⇒ 12/98	
A8 I 3.7 quattro	AEW, ABZ	07/95 ⇒ 11/98	
A8 I 4.2 quattro	ABZ, AHC	03/94 ⇒ 11/98	
A8 I S8 quattro	AHC, ABC	07/96 ⇒ 06/99	
CABRIOLET 1.8	ADR	01/97 ⇒ 08/00	
CABRIOLET 2.0 16V	ACE	06/95 ⇒ 07/96	
CABRIOLET 2.0 E	ABK	01/93 ⇒ 07/98	
CABRIOLET 2.3 E	NG	05/91 ⇒ 07/94	
CABRIOLET 2.6	ABC, 3A	06/93 ⇒ 08/00	
CABRIOLET 2.8	AAH	11/92 ⇒ 08/00	
COUPE 1.8	DZ	08/89 ⇒ 07/91	
COUPE 2.0	3A, 6A	05/89 ⇒ 12/96	
COUPE 2.0 16V	6A, NG	01/92 ⇒ 12/96	
COUPE 2.0 20V	NM	08/89 ⇒ 07/91	
COUPE 2.0 20V quattro	NM	08/89 ⇒ 07/91	
COUPE 2.2	KV	11/88 ⇒ 07/91	
COUPE 2.2 quattro	KV	11/88 ⇒ 07/91	
COUPE 2.3	NG, 7A	10/88 ⇒ 12/96	
COUPE 2.3 20V	7A, 7A	08/89 ⇒ 07/91	
COUPE 2.3 20V quattro	7A, NG	11/88 ⇒ 12/96	
COUPE 2.3 quattro	NG, 3B	01/87 ⇒ 12/96	
COUPE 2.6	ABC	08/92 ⇒ 12/96	
COUPE 2.6 quattro	ABC	08/92 ⇒ 12/96	
COUPE 2.8	AAH	09/91 ⇒ 12/96	
COUPE 2.8 quattro	AAH	08/91 ⇒ 12/96	
COUPE S2	3B	09/90 ⇒ 05/95	
COUPE S2 quattro	3B, CJGC	09/90 ⇒ 12/96	
Q7 I 3.0 TDI quattro	CJGC, 2E	05/10 ⇒ 08/15	

SEAT			
ALHAMBRA I / II 2.0 i	ADY	04/96 ⇒ 03/10	
CORDOBA I 1.6 i	AFT	07/96 ⇒ 12/02	
CORDOBA I 1.8 i	ABS	02/93 ⇒ 09/02	
CORDOBA I 2.0 i	2E, 2E	02/93 ⇒ 06/99	
IBIZA II 1.6 i	AFT	04/96 ⇒ 02/02	
IBIZA II 1.8 i	ABS	03/93 ⇒ 08/99	
IBIZA II 2.0 i	2E, 1F	03/93 ⇒ 08/99	
LEON II 2.0 Cupra R	CDLA	09/09 ⇒ 12/12	

SEAT			
MARBELLA 1.4 D	--	01/90 ⇒ 12/93	
TOLEDO I 1.6 i	1F, KR	05/91 ⇒ 03/99	
TOLEDO I 1.8 16V	KR, ABS	05/91 ⇒ 03/99	
TOLEDO I 1.8 GT	KR	05/91 ⇒ 11/92	
TOLEDO I 1.8 i	ABS, 2E	05/91 ⇒ 12/96	
TOLEDO I 2.0 i	2E, EW	05/91 ⇒ 03/99	
TOLEDO I 2.0 16V	ABF	11/93 ⇒ 03/99	

VOLKSWAGEN (BR)			
GOL 2.0i 16V	112	10/95 ⇒	
POLO 1.6	MJ3	12/96 ⇒ 07/00	
POLO 1.8	MJ2	12/96 ⇒ 05/98	

VW			
CADDY I 1.5	JB	08/82 ⇒ 07/83	
CADDY I 1.6	EW, JK	01/83 ⇒ 07/92	
CADDY I 1.6 D	JK, 2E	08/82 ⇒ 07/92	
CADDY I 1.8	JH	08/85 ⇒ 07/92	
CADDY III 1.6 [ARG]	UVC	10/05 ⇒	
CORRADO 1.8 16V	KR	04/89 ⇒ 07/92	
CORRADO 1.8 G60	PG	09/88 ⇒ 09/93	
CORRADO 2.0 i	2E, GK	04/93 ⇒ 12/95	
CORRADO 2.0 i 16V	9A	08/91 ⇒ 12/95	
DERBY 1.3	GK, EW	09/82 ⇒ 12/84	
GOLF I 1.3	HK	08/83 ⇒ 07/86	
GOLF I 1.6	EW, 2H	08/83 ⇒ 04/92	
GOLF I 1.8	2H, GN	08/82 ⇒ 04/93	
GOLF II 1.0	GN, GT	11/83 ⇒ 10/91	
GOLF II 1.3	GT, 2G	08/83 ⇒ 12/87	
GOLF II 1.3 Cat	2G, ABN	06/86 ⇒ 12/92	
GOLF II 1.6	ABN, HM	08/83 ⇒ 12/92	
GOLF II 1.6 [AUT]	EZA	08/85 ⇒ 07/86	
GOLF II 1.6 [CHE] [SWE]	HM, JP	08/83 ⇒ 07/88	
GOLF II 1.6 D	JP, EZA	08/83 ⇒ 10/91	
GOLF II 1.6 G	EZA, 1V	08/86 ⇒ 07/91	
GOLF II 1.6 TD	1V, GU	08/83 ⇒ 10/91	
GOLF II 1.8	GU, HV	08/84 ⇒ 10/91	
GOLF II 1.8 [CHE] [SWE]	HV, EV	04/84 ⇒ 07/87	
GOLF II 1.8 GTI	EV, KR	08/83 ⇒ 10/91	
GOLF II 1.8 GTI 16V	KR, GX	02/86 ⇒ 10/91	
GOLF II 1.8 GTI Cat	PF	01/87 ⇒ 10/91	
GOLF II 1.8 GTI G60	PG	04/90 ⇒ 07/91	
GOLF II 1.8 i	RP	08/87 ⇒ 07/91	
GOLF II 1.8 i Cat	GX, 1P	08/87 ⇒ 10/91	
GOLF II 1.8 i Cat Syncro	RP	08/87 ⇒ 10/91	
GOLF II 1.8 Syncro	1P, GZ	02/86 ⇒ 07/91	
GOLF II 1.8i GTI [CHE] [SWE]	GZ, AEX	01/84 ⇒ 07/87	
GOLF II 1.8i GTI [SWE]	GZ	08/87 ⇒ 07/88	
GOLF III 1.4	AEX, AEE	10/91 ⇒ 04/99	
GOLF III 1.6	AEE, AAM	09/92 ⇒ 04/99	
GOLF III 1.8	AAM, ABS	08/91 ⇒ 04/99	
GOLF III 1.8 Syncro	ABS, 2E	01/93 ⇒ 04/99	
GOLF III 1.8i [BRA]	ACC	04/95 ⇒ 05/96	
GOLF III 2.0	2E, AFT	11/91 ⇒ 04/99	
GOLF III 2.0 GL	AEP	08/95 ⇒ 09/97	
GOLF III 2.0 GTI 16V	ABF	08/92 ⇒ 08/97	
GOLF III 2.0 Syncro	AGG	08/95 ⇒ 04/99	
GOLF IV 1.6	AFT, AAM	06/98 ⇒ 06/02	
GOLF IV 1.8	AAM, BLS	01/98 ⇒ 06/02	
GOLF V 1.9 TDI	BLS, BKD	06/07 ⇒ 07/09	
GOLF V 1.9 TDI 4motion	BLS	01/08 ⇒ 07/09	
GOLF V 2.0 TDI	AVZ	06/07 ⇒ 07/09	
GOLF V 2.0 TDI 16V	BKD, BUD	06/07 ⇒ 07/09	
GOLF VI 1.2 TSI	CBZA	07/10 ⇒ 07/13	
GOLF VI 1.4	BUD, CAVD	07/09 ⇒ 07/13	
GOLF VI 1.4 TSi	CAVD, BSE	07/09 ⇒ 05/14	
GOLF VI 1.6	BSE, CAYB	07/09 ⇒ 07/13	
GOLF VI 1.6 BiFuel	BSF	07/09 ⇒ 12/10	
GOLF VI 1.6 MultiFuel	CMXA	07/10 ⇒ 07/13	
GOLF VI 1.6 TDI	CAYB, CBDA	07/09 ⇒ 07/13	
GOLF VI 1.6 TDI 4motion	CAYC	07/09 ⇒ 07/13	
GOLF VI 1.6 TDi/TDi BlueMotion	CAYC	07/09 ⇒ 05/14	
GOLF VI 2.0 TDi	CBDA, GT	07/09 ⇒ 05/14	
GOLF VI 2.0 TSi	CCZA	07/09 ⇒ 07/13	
JETTA II 1.0	HZ	08/85 ⇒ 10/91	
JETTA II 1.3	GT, 2G	01/84 ⇒ 12/87	
JETTA II 1.3 Cat	2G, ABN	06/87 ⇒ 12/91	
JETTA II 1.6	ABN, JP	12/83 ⇒ 07/92	
JETTA II 1.6 D	JP, IV	01/84 ⇒ 10/91	
JETTA II 1.6 TD	1V, EV	01/84 ⇒ 10/91	
JETTA II 1.8	EV, KR	01/84 ⇒ 10/91	
JETTA II 1.8 16V	KR, GX	08/86 ⇒ 10/91	
JETTA II 1.8 Cat	GX, GU	01/87 ⇒ 10/91	
JETTA II 1.8 G60	PG	04/90 ⇒ 07/91	
JETTA II 1.8 Syncro	GU, 1S	08/87 ⇒ 12/88	
JETTA II 1.8i GT	GZ	12/83 ⇒ 07/88	
LT I 2.4	DL	12/82 ⇒ 07/92	
LT I 2.4 4WD	DL	12/82 ⇒ 07/92	
LT I 2.4 D	1S, 1G	12/78 ⇒ 06/96	

VW			
LT I 2.4 D 4WD	DW	01/79 ⇒ 03/86	
LT I 2.4 i	1E	08/89 ⇒ 06/96	
LT I 2.4 TD	1G, 1F	12/82 ⇒ 06/96	
LT I 2.4 TD 4WD	DV	08/78 ⇒ 07/92	
LT I 2.4 TD Syncro	ACL	08/92 ⇒ 04/96	
PASSAT II 1.6	DT	08/80 ⇒ 03/88	
PASSAT II 1.6 D	JK	08/80 ⇒ 03/88	
PASSAT II 1.6 TD	7A	04/82 ⇒ 03/88	
PASSAT II 1.8	DS	01/83 ⇒ 03/88	
PASSAT II 1.8 Syncro	DS	01/86 ⇒ 03/88	
PASSAT II 2.0	JS	08/83 ⇒ 03/88	
PASSAT II 2.0 Syncro	JS	05/84 ⇒ 03/88	
PASSAT II 2.2	KX	01/85 ⇒ 03/88	
PASSAT III 1.6	1F, RA	04/88 ⇒ 08/96	
PASSAT III 1.6 TD	RA, AAM	08/88 ⇒ 09/93	
PASSAT III 1.8	AAM, 2E	02/88 ⇒ 05/97	
PASSAT III 1.8 16V	KR	04/88 ⇒ 12/89	
PASSAT III 1.8 G60 Syncro	PG	08/88 ⇒ 05/97	
PASSAT III 1.8 GL	KR	08/91 ⇒ 09/93	
PASSAT III 1.9 D	1Y	05/89 ⇒ 10/93	
PASSAT III 1.9 TD	AAZ	03/91 ⇒ 05/97	
PASSAT III 2.0	2E, 9A	02/90 ⇒ 05/97	
PASSAT III 2.0 16V	9A, 2E	08/88 ⇒ 05/97	
PASSAT III 2.0 Syncro	2E, AAK	10/90 ⇒ 05/97	
PASSAT III 2.0i	--	07/89 ⇒ 12/96	
POLO II 1.0	AAK, 3F	10/81 ⇒ 09/94	
POLO II 1.0 Cat	AAK	08/89 ⇒ 09/94	
POLO II 1.1	HB	10/81 ⇒ 09/89	
POLO II 1.3	3F, 2G	10/81 ⇒ 09/94	
POLO II 1.3 Cat	2G, 1F	07/87 ⇒ 09/94	
POLO II 1.3 D	MN	08/86 ⇒ 08/90	
POLO II 1.3 G40	PY	01/87 ⇒ 08/90	
POLO III 1.4	AGY	05/96 ⇒ 07/02	
POLO III 1.6	1F, --	05/96 ⇒ 08/00	
POLO III 100 1.6	AFT	12/95 ⇒ 09/01	
POLO III 2.0	ADC	08/99 ⇒ 09/01	
POLO III 75 1.6	1F	11/95 ⇒ 09/97	
POLO III 90 1.8	ADD	01/97 ⇒ 09/01	
QUANTUM 1.7	--	01/85 ⇒ 12/87	
QUANTUM 2.1	--, EW	01/81 ⇒ 12/89	
SANTANA 1.6	DT	08/81 ⇒ 12/84	
SANTANA 1.6 TD	CY	12/81 ⇒ 12/84	
SANTANA 1.8	DS	01/83 ⇒ 12/84	
SANTANA 1.9	WN	08/81 ⇒ 07/83	
SCIROCCO II 1.3	HK	08/83 ⇒ 07/84	
SCIROCCO II 1.6	EW, DX	01/83 ⇒ 07/90	
SCIROCCO II 1.8	DX, KR	08/82 ⇒ 07/92	
SCIROCCO II 1.8 16V	KR, DF	10/85 ⇒ 07/92	
SHARAN I 2.0	ADY	09/95 ⇒ 03/10	
TRANSPORTER III 1.9	DF, DJ	08/82 ⇒ 07/92	
TRANSPORTER III 1.9 Syncro	DG	02/85 ⇒ 07/92	
TRANSPORTER III 2.1	DJ, AAF	08/84 ⇒ 07/92	
TRANSPORTER III 2.1 i	SS	07/89 ⇒ 07/92	
TRANSPORTER III 2.1 Syncro	SR	10/86 ⇒ 07/92	
TRANSPORTER IV 1.8	PD	12/90 ⇒ 07/92	
TRANSPORTER IV 2.0	AAC	07/90 ⇒ 04/03	
TRANSPORTER IV 2.5	AAF, AAF	11/90 ⇒ 06/03	
TRANSPORTER IV 2.5 Syncro	AAF, AEA	10/92 ⇒ 04/03	
VENTO 1.4	ABD	11/91 ⇒ 09/98	
VENTO 1.6	AEA, AAM	09/92 ⇒ 02/99	
VENTO 1.8	AAM, 2E	11/91 ⇒ 09/98	
VENTO 2.0	2E, CN	11/91 ⇒ 09/98	

7.0046



1

ENGINE OIL PRESSURE WARNING LIGHT SWITCHES

Adatt./Suitable:

AUDI

068 919 081
068 919 081 D

FORD

1 669 989
95VW-9278-AA

MERCEDES-BENZ

A 013 542 05 17

SEAT

068 919 081
068 919 081 D

SKODA

068 919 081
068 919 081 D

VW

068 919 081
068 919 081 D

P014					Bar
	24	M 10 x 1	6.3		1.40

AUDI

80 II 1.3	EP	09/78 ⇒ 07/86
80 II 1.6	DT, DS	08/78 ⇒ 03/87
80 II 1.6 D	JK	08/80 ⇒ 08/86
80 II 1.6 TD	CY	08/81 ⇒ 05/86
80 II 1.8	DS, JN	01/83 ⇒ 08/86
80 II 1.8 CC quattro	JN, DZ	08/84 ⇒ 08/86
80 II 1.8 GTE	DZ, ABB	06/84 ⇒ 03/87
80 III 1.4	SE	08/86 ⇒ 07/88
80 III 1.6	ABB, RA	09/86 ⇒ 10/91
80 III 1.6 D	JK	02/87 ⇒ 07/89
80 III 1.6 TD	RA, RU	09/86 ⇒ 08/91
80 III 1.8	RU, JN	09/86 ⇒ 01/90
80 III 1.8 E	DZ	06/86 ⇒ 08/91
80 III 1.8 E quattro	DZ	09/86 ⇒ 08/91
80 III 1.8 quattro	SD	09/86 ⇒ 08/90
80 III 1.8 S	JN, JN	08/86 ⇒ 10/91
80 III 1.8 S quattro	JN, RA	09/86 ⇒ 09/91
80 III 1.9 D	1Y	08/89 ⇒ 08/91
80 III 2.0	AAD	10/90 ⇒ 08/91
80 III 2.0 E	3A	08/88 ⇒ 10/90
80 III 2.0 E 16V	6A	03/90 ⇒ 09/91
80 III 2.0 E quattro	3A	08/88 ⇒ 09/90
90 I 1.6 TD	CY	10/85 ⇒ 01/87
90 I 1.8	JN	06/84 ⇒ 03/87
90 II 1.6 TD	RA, AEH	04/87 ⇒ 09/91
100 III 2.0 Cat	RT	01/88 ⇒ 11/90
100 III 2.0 D	CN, NF	08/82 ⇒ 07/89
100 III 2.0 D Turbo	NC	03/88 ⇒ 11/90
100 III 2.0 E Cat	RT	01/88 ⇒ 11/90
100 III 2.0 TD	NC	03/88 ⇒ 11/90
100 III 2.2 Cat	KU	06/89 ⇒ 11/90
100 III 2.2 Cat quattro	KU	06/89 ⇒ 11/90
100 III 2.2 E Turbo quattro	MC	08/86 ⇒ 11/90
100 III 2.2 Turbo	MC	08/86 ⇒ 11/90
100 III 2.3	NF, NF	08/86 ⇒ 11/90
100 III 2.3 E	NF, DT	10/86 ⇒ 11/90
100 III 2.3 E quattro	NF	08/86 ⇒ 11/90
100 III 2.3 quattro	NF	01/90 ⇒ 11/90
100 III 2.4 D	3D	08/89 ⇒ 07/91
100 III 2.5 TDI	1T	01/90 ⇒ 11/90
A3 I 1.6	AEH, ADP	09/96 ⇒ 05/03
A3 I 1.8	AGN	09/96 ⇒ 05/03
A3 I 1.8 T	AGU	12/96 ⇒ 05/03
A3 I 1.8 T quattro	AGU	12/96 ⇒ 05/03
A4 I 1.6	ADP, ADR	11/94 ⇒ 09/01
A4 I 1.8	ADR, ADR	11/94 ⇒ 09/01
A4 I 1.8 quattro	ADR, AEB	01/95 ⇒ 09/01
A4 I 1.8 T	AEB, AEB	01/95 ⇒ 09/01
A4 I 1.8 T quattro	AEB, AFM	01/95 ⇒ 09/01
A4 I 1.9 TDI quattro	AJM	03/00 ⇒ 09/01
A4 I 2.4	AFM, AGA	07/95 ⇒ 07/97
A4 I 2.4 quattro	AGA, ABC	03/97 ⇒ 09/01

AUDI

A4 I 2.6	ABC, AAH	01/95 ⇒ 09/01
A4 I 2.6 [ExtraEU]	ACZ	01/96 ⇒ 07/97
A4 I 2.6 quattro	ABC	01/95 ⇒ 09/01
A4 I 2.8	AAH, ACK	09/95 ⇒ 07/97
A4 I 2.8 quattro	ACK, AGB	10/96 ⇒ 09/01
A4 I S4 quattro	AGB, AAE	09/97 ⇒ 09/01
A6 I 1.8	ADR	12/95 ⇒ 12/97
A6 I 1.8 quattro	ADR	12/95 ⇒ 12/97
A6 I 2.0	AAE, ABC	06/94 ⇒ 12/97
A6 I 2.0 16V	ACE	06/94 ⇒ 12/97
A6 I 2.0 16V quattro	ACE	06/94 ⇒ 12/97
A6 I 2.3	AAR	06/94 ⇒ 12/95
A6 I 2.3 quattro	AAR	06/94 ⇒ 12/95
A6 I 2.4	AFM	07/95 ⇒ 12/97
A6 I 2.6	ABC, ABC	06/94 ⇒ 12/97
A6 I 2.6 quattro	ABC, AAH	06/94 ⇒ 12/97
A6 I 2.8	AAH, AAH	06/94 ⇒ 12/97
A6 I 2.8 quattro	AAH, AFY	06/94 ⇒ 12/97
A6 I S6 Turbo quattro	AAN	06/94 ⇒ 12/97
A6 II 1.8	AFY, AEB	05/97 ⇒ 01/05
A6 II 1.8 T	AEB, AEB	01/97 ⇒ 01/05
A6 II 1.8 T quattro	AEB, AFN	02/97 ⇒ 01/05
A6 II 1.9 TDI	AFN, AGA	04/97 ⇒ 04/01
A6 II 2.4	AGA, AGA	02/97 ⇒ 01/05
A6 II 2.4 quattro	AGA, AJK	02/97 ⇒ 01/05
A6 II 2.7 T	AJK	02/99 ⇒ 01/05
A6 II 2.7 T quattro	AJK, ACK	12/97 ⇒ 01/05
A6 II 2.8	ACK, ACK	02/97 ⇒ 01/05
A6 II 2.8 quattro	ACK, ACK	02/97 ⇒ 01/05
A8 I 2.8	ACK, ACK	04/96 ⇒ 09/02
A8 I 2.8 quattro	ACK, ABC	04/96 ⇒ 09/02
CABRIOLET 1.8	ADR	01/97 ⇒ 08/00
CABRIOLET 2.6	ABC, 2G	06/93 ⇒ 08/00
CABRIOLET 2.8	AAH	11/92 ⇒ 08/00

MERCEDES-BENZ

CLASSE V 280	M104.900	08/97 ⇒ 07/03
--------------	----------	---------------

SEAT

CORDOBA I 1.0 CL	AAU	02/93 ⇒ 06/96
CORDOBA I 1.3	2G, 2G	02/93 ⇒ 08/94
CORDOBA I 1.6 i	ABU	02/93 ⇒ 10/02
IBIZA II 1.0	AAU	03/93 ⇒ 09/96
IBIZA II 1.3 i	2G, 1F	03/93 ⇒ 08/99
IBIZA II 1.6 i	ABU	03/93 ⇒ 02/02
MARBELLA 1.3 D	--	01/90 ⇒ 12/93
MARBELLA 1.4 D	--	01/90 ⇒ 12/93
TOLEDO I 1.6 i	1F, KR	05/91 ⇒ 03/99
TOLEDO I 1.8 16V	KR, ABS	05/91 ⇒ 03/99
TOLEDO I 1.8 GT	KR	05/91 ⇒ 11/92
TOLEDO I 1.8 i	ABS, 1Y	05/91 ⇒ 12/96
TOLEDO I 1.9 D	1Y, AEH	05/91 ⇒ 03/99
TOLEDO I 1.9 TD	AAZ	05/91 ⇒ 03/99
TOLEDO I 1.9 TDI	1Z	08/95 ⇒ 03/99

SKODA

OCTAVIA I 1.6	AEH, MYS	02/97 ⇒ 12/07
OCTAVIA I 1.8	AGN	09/96 ⇒ 07/00

VOLKSWAGEN (BR)

POLO 1.6	MY4	07/00 ⇒
POLO 1.8	MYS, EW	05/98 ⇒

VW

CADDY I 1.5	JB	08/82 ⇒ 07/83
CADDY I 1.6	EW, JK	01/83 ⇒ 07/92
CADDY I 1.6 D	JK, 2E	08/82 ⇒ 07/92
CADDY I 1.8	JH	08/85 ⇒ 07/92
CORRADO 1.8 16V	KR	04/89 ⇒ 07/92
CORRADO 1.8 G60	PG	09/88 ⇒ 09/93
CORRADO 2.0 i	2E, GK	04/93 ⇒ 12/95
CORRADO 2.0 i 16V	9A	08/91 ⇒ 12/95
CORRADO 2.9 VR6	ABV	08/91 ⇒ 12/95
DERBY 1.3	GK, GN	09/82 ⇒ 12/84
GOLF II 1.0	GN, GT	11/83 ⇒ 10/91
GOLF II 1.3	GT, 2G	08/83 ⇒ 12/87
GOLF II 1.3 Cat	2G, ABN	06/86 ⇒ 12/92
GOLF II 1.6	ABN, HM	08/83 ⇒ 12/92
GOLF II 1.6 [AUT]	EZA	08/85 ⇒ 07/86
GOLF II 1.6 [CHE] [SWE]	HM, JP	08/83 ⇒ 07/88
GOLF II 1.6 D	JP, EZA	08/83 ⇒ 10/91
GOLF II 1.6 G	EZA, IV	08/86 ⇒ 07/91
GOLF II 1.6 TD	1V, GU	08/83 ⇒ 10/91
GOLF II 1.8	GU, HV	08/84 ⇒ 10/91
GOLF II 1.8 [CHE] [SWE]	HV, EV	04/84 ⇒ 07/87
GOLF II 1.8 GTI	EV, KR	08/83 ⇒ 10/91
GOLF II 1.8 GTI 16V	KR, 1H	02/86 ⇒ 10/91
GOLF II 1.8 GTI Cat	PF	01/87 ⇒ 10/91
GOLF II 1.8 GTI G60	PG	04/90 ⇒ 07/91
GOLF II 1.8 GTI G60 Syncro	1H, GX	08/88 ⇒ 12/91
GOLF II 1.8 i	RP	08/87 ⇒ 07/91
GOLF II 1.8 i Cat	GX, GZ	08/87 ⇒ 10/91
GOLF II 1.8 i Cat Syncro	RP	08/87 ⇒ 10/91

VW

GOLF II 1.8i GTI [CHE] [SWE]	GZ, ABD	01/84 ⇒ 07/87
GOLF II 1.8i GTI [SWE]	GZ	08/87 ⇒ 07/88
GOLF III 1.4	ABD, AAA	10/91 ⇒ 04/99
GOLF III 1.6	ABU	09/92 ⇒ 08/97
GOLF III 2.8 VR6	AAA, AEH	01/92 ⇒ 09/97
GOLF III 2.9 VR6	ABV	10/94 ⇒ 04/99
GOLF III 2.9 VR6 Syncro	ABV	10/94 ⇒ 04/99
GOLF IV 1.6	AEH, GT	05/01 ⇒ 05/04
GOLF VI 1.8	AGN	05/98 ⇒ 10/00
JETTA II 1.0	HZ	08/85 ⇒ 10/91
JETTA II 1.3	GT, 2G	01/84 ⇒ 12/87
JETTA II 1.3 Cat	2G, ABN	06/87 ⇒ 12/91
JETTA II 1.6	ABN, JP	12/83 ⇒ 07/92
JETTA II 1.6 D	JP, 1V	01/84 ⇒ 10/91
JETTA II 1.6 TD	1V, EV	01/84 ⇒ 10/91
JETTA II 1.8	EV, KR	01/84 ⇒ 10/91
JETTA II 1.8 16V	KR, GX	08/86 ⇒ 10/91
JETTA II 1.8 Cat	GX, GU	01/87 ⇒ 10/91
JETTA II 1.8 G60	PG	04/90 ⇒ 07/91
JETTA II 1.8 Syncro	GU, 1S	08/87 ⇒ 12/88
JETTA II 1.8i GT	GZ	12/83 ⇒ 07/88
LT I 2.4 D	1S, 1G	12/78 ⇒ 06/96
LT I 2.4 D 4WD	DW	01/79 ⇒ 03/86
LT I 2.4 TD	1G, 1F	12/82 ⇒ 06/96
LT I 2.4 TD 4WD	DV	08/78 ⇒ 07/92
LT I 2.4 TD Syncro	ACL	08/92 ⇒ 04/96
PASSAT II 1.6	DT	08/80 ⇒ 03/88
PASSAT II 1.6 D	JK	08/80 ⇒ 03/88
PASSAT II 1.6 TD	CY	04/82 ⇒ 03/88
PASSAT II 1.8	DS	01/83 ⇒ 03/88
PASSAT II 1.8 Syncro	DS	01/86 ⇒ 03/88
PASSAT III 1.6	1F, RA	04/88 ⇒ 07/91
PASSAT III 1.6 TD	RA, AAM	08/88 ⇒ 09/93
PASSAT III 1.8	AAM, 2E	02/88 ⇒ 05/97
PASSAT III 1.8 16V	KR	04/88 ⇒ 12/89
PASSAT III 1.8 G60 Syncro	PG	08/88 ⇒ 05/97
PASSAT III 1.8 GL	KR	08/91 ⇒ 09/93
PASSAT III 1.9 D	1Y	05/89 ⇒ 10/93
PASSAT III 1.9 TD	AAZ	03/91 ⇒ 05/97
PASSAT III 2.0	2E, ADP	02/90 ⇒ 05/97
PASSAT III 2.0 16V	9A	08/88 ⇒ 09/93
PASSAT III 2.0 Syncro	2E	10/90 ⇒ 05/97
PASSAT III 2.0i	--	07/89 ⇒ 07/91
PASSAT III 2.8 VR6	AAA	06/91 ⇒ 05/97
PASSAT III 2.9 VR6 Syncro	ABV	01/94 ⇒ 05/97
PASSAT IV 1.6	ADP, ADR	10/96 ⇒ 11/00
PASSAT IV 1.8	ADR, ADR	10/96 ⇒ 03/05
PASSAT IV 1.8 Syncro/4motion	ADR, AEB	10/96 ⇒ 11/00
PASSAT IV 1.8 T	AEB, ACK	10/96 ⇒ 11/00
PASSAT IV 1.8 T Syncro	AEB	11/96 ⇒ 08/00
PASSAT IV 2.3 VR5	AGZ	10/96 ⇒ 11/00
PASSAT IV 2.8 Syncro	AGE	05/97 ⇒ 09/99
PASSAT IV 2.8 V6	ACK, ACK	08/96 ⇒ 09/99
PASSAT IV 2.8 V6 4motion	ATX	09/99 ⇒ 11/00
PASSAT IV 2.8 V6 Syncro/4motion	ACK, AAK	10/96 ⇒ 11/00
PASSAT 2.3 VR5	AGZ	05/97 ⇒ 08/00
POLO II 1.0	AAK, AAK	10/81 ⇒ 09/94
POLO II 1.0 Cat	AAK, 3F	08/89 ⇒ 09/94
POLO II 1.1	HB	10/81 ⇒ 09/89
POLO II 1.3	3F, 2G	10/81 ⇒ 09/94
POLO II 1.3 Cat	2G, PY	07/87 ⇒ 09/94
POLO II 1.3 D	MN	08/86 ⇒ 08/90
POLO II 1.3 G40	PY, AJH	01/87 ⇒ 09/94
POLO II 1.4 D	1W	08/90 ⇒ 09/94
QUANTUM 1.7	--	01/85 ⇒ 12/87
QUANTUM 2.1	--	01/85 ⇒ 12/89
SANTANA 1.6	DT	08/81 ⇒ 12/84
SANTANA 1.6 TD	CY	12/81 ⇒ 12/84
SANTANA 1.8	DS	01/83 ⇒ 12/84
SANTANA 1.9	WN	08/81 ⇒ 07/83
SHARAN I 1.8 T 20V	AJH, AAA	09/97 ⇒ 03/10
SHARAN I 2.8 VR6	AAA, AAA	09/95 ⇒ 04/00
SHARAN I 2.8 VR6 Syncro	AAA, 1X	11/96 ⇒ 04/00
TRANSPORTER IV 1.9 D	1X, AAF	07/90 ⇒ 12/95
TRANSPORTER IV 1.9 TD	ABL	10/92 ⇒ 04/03
TRANSPORTER IV 2.0	AAC	07/90 ⇒ 04/03
TRANSPORTER IV 2.4 D	AAB	07/90 ⇒ 04/98
TRANSPORTER IV 2.4 D Syncro	AAB	10/92 ⇒ 09/98
TRANSPORTER IV 2.5	AAF, AAF	11/90 ⇒ 06/03
TRANSPORTER IV 2.5 Syncro	AAF, AES	10/92 ⇒ 04/03
TRANSPORTER IV 2.5 TDI	ACV	09/95 ⇒ 04/03
TRANSPORTER IV 2.5 TDI Syncro	ACV	09/95 ⇒ 04/03
TRANSPORTER IV 2.8	AES	05/96 ⇒ 05/00
TRANSPORTER IV 2.8 VR 6	AES	11/95 ⇒ 04/00

VW		
TRANSPORTER IV 2.8 VR6	AES, AAA	04/00 ⇒ 04/03
TRANSPORTER IV 2.8 VR6 Syncro	AES	01/96 ⇒ 04/96
VENTO 1.6	ABU	09/92 ⇒ 09/98
VENTO 2.8 VR6	AAA, B19ET	01/92 ⇒ 09/98

7.0047



1

ENGINE OIL PRESSURE WARNING LIGHT SWITCHES

Adatt./Suitable:

DELCO REMY

7 954 117

VOLVO1266085
1266085-8
1324750
1324750-7
1606877
1606877-7

VOLVO				
P012	24	1/8-27NPT	6.3	Bar
				0.50

VOLVO

240 1.8	B17A	11/78 ⇒ 07/85
240 2.0	B19ET, B21ET	08/74 ⇒ 08/84
240 2.1 Turbo	B21ET, B23ET	08/80 ⇒ 07/85
760 2.3 Turbo	B23ET, EW	08/82 ⇒ 07/84

7.0051



1

ENGINE OIL PRESSURE WARNING LIGHT SWITCHES

Adatt./Suitable:

VW

171 919 829 A



VW				
P016	24	M 10 x 1	6.3	Bar
				1.40

VW

GOLF I 1.6	EW, 2H	08/83 ⇒ 04/92
GOLF I 1.8	2H, EZ	08/83 ⇒ 04/93
GOLF II 1.6	EZ, HM	08/83 ⇒ 07/92
GOLF II 1.6 [CHE] [SWE]	HM, GU	08/83 ⇒ 07/88
GOLF II 1.6 D	JP	08/83 ⇒ 10/91
GOLF II 1.6 G	EZA	08/86 ⇒ 07/91
GOLF II 1.8	GU, HV	08/84 ⇒ 10/91
GOLF II 1.8 [CHE] [SWE]	HV, GX	04/84 ⇒ 07/87
GOLF II 1.8 GTI Cat	PF	01/87 ⇒ 10/91
GOLF II 1.8 i	RP	08/87 ⇒ 07/91
GOLF II 1.8 i Cat	GX, EZ	08/87 ⇒ 10/91
GOLF II 1.8 i Cat Syncro	RP	08/87 ⇒ 10/91
JETTA II 1.6	EZ, GU	12/83 ⇒ 07/92
JETTA II 1.6 D	JP	01/84 ⇒ 10/91
JETTA II 1.8	GU, GX	08/84 ⇒ 10/91
JETTA II 1.8 Cat	GX, GU	01/87 ⇒ 10/91
JETTA II 1.8 Syncro	GU, EW	08/87 ⇒ 12/88
SANTANA 2.0	JS	08/83 ⇒ 12/84

VW

SCIROCCO II 1.6	EW, EX	01/83 ⇒ 07/90
SCIROCCO II 1.8	EX, M10B18(184VC)	08/83 ⇒ 07/92

7.0052



1

ENGINE OIL PRESSURE WARNING LIGHT SWITCHES

Adatt./Suitable:

BMW

12 61 1 277 642



BMW				
24	M 12 x 1,5	6.3	Bar	0.30

BMW

3 II 316	M10B18(184VC), M10B18(184EA)	09/82 ⇒ 12/90
3 II 316 i	M10B18(184KA)	08/87 ⇒ 08/88
3 II 318 i	M10B18(184EA), M10B18(184VC)	09/82 ⇒ 08/88
5 I 518	M10B18(184VB)	07/74 ⇒ 05/81
5 II 518	M10B18(184VC), HYDB	06/81 ⇒ 08/84
5 II 518 i	M10B18(184EB)	05/81 ⇒ 12/87

7.0056



1

ENGINE OIL PRESSURE WARNING LIGHT SWITCHES

Adatt./Suitable:

FORD1 371 947
6M5G-9278-AA**VOLVO**1347003
1347003-4
272484
3545316
3545316-6
3545696
3545696-1

MARKET DIFFUSION: MEDIUM



FORD				
24	M 14 x 1,5	6.3	Bar	0.50

FORD

FOCUS II 2.5 RS	JZDA	01/09 ⇒ 07/11
FOCUS II 2.5 RS 500	JZDA	05/10 ⇒ 07/11
FOCUS II 2.5 ST	HYDA	10/05 ⇒ 09/12
KUGA I 2.5	HYDB, HYDB	03/09 ⇒ 11/12
KUGA I 2.5 4x4	HYDB, B200E	03/09 ⇒

VOLVO

240 2.0	B200E, B230A	08/83 ⇒ 12/93
240 2.3	B230A, B200E	08/83 ⇒ 08/93
240 2.3 Cat	B230F	08/91 ⇒ 07/92
240 2.3 i Cat	B230F	08/86 ⇒ 07/93
340-360 2.0	B200E, B200E	08/84 ⇒ 07/90
740 2.0	B200E, B204FT	01/85 ⇒ 08/92
740 2.0 16V	B204E	09/87 ⇒ 08/90
740 2.0 16V Turbo	B204FT, B200ET	08/89 ⇒ 07/90
740 2.0 GLE	B204E	09/87 ⇒ 08/90
740 2.0 Turbo	B200ET, B230A	09/87 ⇒ 08/91

VOLVO

740 2.3	B230A, B230ET	08/84 ⇒ 12/92
740 2.3 GL	B230E	08/84 ⇒ 08/87
740 2.3 Turbo	B230ET, B230ET	08/85 ⇒ 08/91
760 2.3	B230ET, B230ET	08/84 ⇒ 07/92
760 2.3 Turbo	B230ET, B5202S	08/84 ⇒ 08/90
780 2.0i	B204GT	01/87 ⇒ 12/90
780 2.0i Turbo	B200ET	01/87 ⇒ 12/90
850 2.0	B5202S, B5204FT	06/91 ⇒ 12/96
850 2.0 10V	B5202FS	08/94 ⇒ 12/97
850 2.0 Turbo	B5204FT, B5252	02/93 ⇒ 10/97
850 2.3	B5234FS	01/96 ⇒ 10/96
850 2.3 T5	B5234FT	02/93 ⇒ 12/96
850 2.3 T5 R	B5234T2	04/96 ⇒ 10/96
850 2.3 T5-R	B5234T4	08/95 ⇒ 12/96
850 2.3 Turbo R	B5234T5	06/95 ⇒ 10/97
850 2.4	B5252, B5252FS	06/91 ⇒ 12/96
850 2.4 AWD	B5254T	04/96 ⇒ 12/96
850 2.4 GLE	B5254T	09/93 ⇒ 10/97
850 2.5 10V	B5252FS, B200E	06/91 ⇒ 12/97
850 2.5 20V	B5254FS	08/91 ⇒ 12/97
940 12.0	B200E, B230E	08/90 ⇒ 07/94
940 12.0 GL	B204E	09/90 ⇒ 04/92
940 12.0 Turbo	B200FT	08/90 ⇒ 07/95
940 12.3	B230E, B230FT	08/90 ⇒ 07/95
940 12.3 16V	B234G	08/90 ⇒ 07/92
940 12.3 Turbo	B230FT, B230FT	08/90 ⇒ 07/94
940 II 2.0 GLT	B200GT	10/94 ⇒ 05/97
940 II 2.0 Turbo	B200FT	04/96 ⇒ 10/98
940 II 2.3	B230FD	08/94 ⇒ 07/95
940 II 2.3 ti	B230FK	01/95 ⇒ 10/98
940 II 2.3 Turbo	B230FT, B6304F	08/94 ⇒ 12/98
960 12.0	B204FT	08/90 ⇒ 09/93
960 12.3	B230GT	08/90 ⇒ 07/94
960 12.3 Turbo	B230FT	09/90 ⇒ 08/93
960 12.9	B6304F, B6254FS	08/90 ⇒ 07/94
960 II 2.4	B6244FS	01/95 ⇒ 08/97
960 II 2.5	B6254S	07/94 ⇒ 12/96
960 II 2.5 24V	B6254FS, B6304FS	01/95 ⇒ 08/97
960 II 2.9	B6304FS, D5244T13	07/94 ⇒ 08/97
C30 2.4 i	B5244S4	10/06 ⇒ 12/12
C30 2.5 T5	B5254T7	03/12 ⇒ 12/13
C30 D5	D5244T13, B5254T3	10/06 ⇒ 12/12
C30 T5	B5254T3, B5204T3	10/06 ⇒ 12/12
C70 12.0	B5204T2	03/97 ⇒ 09/02
C70 12.0 T	B5204T3, B5204T2	03/00 ⇒ 10/05
C70 12.0 T5	B5204T2, B5244S	03/98 ⇒ 12/98
C70 12.3 T5	B5234T3	03/98 ⇒ 10/05
C70 12.3 T5-5	B5234T3	03/97 ⇒ 09/02
C70 12.4	B5244S, B5244T	06/98 ⇒ 10/05
C70 12.4 T	B5244T, B5254T3	03/97 ⇒ 10/05
C70 12.4 T5	B5244T	03/98 ⇒ 10/05
C70 II 2.4	B5244S5	03/06 ⇒ 10/09
C70 II 2.4 D	D5244T9	03/07 ⇒ 06/13
C70 II 2.4 i	B5244S4	03/06 ⇒ 10/09
C70 II D5	D5244T8	03/06 ⇒ 06/13
C70 II T5	B5254T3, B4164S	03/06 ⇒ 10/09
S40 1.6	B4164S, B4184S	09/95 ⇒ 08/99
S40 1.8	B4184S, B4184SJ	06/01 ⇒ 08/99
S40 1.8 16V	B4184S10	08/00 ⇒
S40 1.8 BluFuel	B4184S10	06/01 ⇒ 12/04
S40 1.8 i	B4184SJ, B4194T	06/01 ⇒ 12/03
S40 1.8 LPG	B4184S9	03/99 ⇒ 12/04
S40 1.9 T4	B4194T, B4204S	05/97 ⇒ 07/00
S40 12.0	B4204S, B4204T	07/95 ⇒ 08/99
S40 12.0 T	B4204T, B5254T3	07/00 ⇒ 12/03
S40 12.0 T4	B4204T5	07/00 ⇒ 12/03
S40 II 2.4	B5244S5	01/04 ⇒ 12/10
S40 II 2.4 AWD	B5244S4	08/06 ⇒ 12/12
S40 II T5	B5254T3, B5254T3	01/04 ⇒ 12/12
S40 II T5 AWD	B5254T3, B5244S	04/04 ⇒ 12/10
S60 12.0 T	B5204T5	07/00 ⇒ 04/10
S60 12.3 T5	B5234T7	07/00 ⇒ 09/02
S60 12.4	B5244S, B5244S6	07/00 ⇒ 04/10
S60 12.4 AWD	B5244T5	02/04 ⇒ 04/10
S60 12.4 Bifuel	B5244S6, B5254T14	07/01 ⇒ 04/10
S60 12.4 CDI	D5244T3	10/03 ⇒ 12/05
S60 12.4 D	D5244T2	05/01 ⇒ 04/10
S60 12.4 D5	D5244T	01/01 ⇒ 04/10
S60 12.4 T	B5244T3	07/00 ⇒ 04/10
S60 12.4 T AWD	B5244T3	06/01 ⇒ 04/10
S60 12.4 T5	B5244T5	04/04 ⇒ 04/10
S60 12.5 AWD	B5254T4	09/03 ⇒ 04/10
S60 12.5 T	B5254T2	01/03 ⇒ 04/10
S60 12.5 T AWD	B5254T2	07/02 ⇒ 04/10
S60 1 R 2.5 T AWD	B5254T4	01/03 ⇒ 04/10
S60 I T5	B5234T3	07/00 ⇒ 04/10
S60 II 2.0 T	B5204T8	05/12 ⇒ 12/15
S60 II 2.5 T	B5254T14	01/13 ⇒

VOLVO		
S60 II 2.5 T5	B5254T5	09/11 →
S60 II 2.5 T5 AWD	B5254T14, B5202F5	09/12 →
S60 II T	B5204T9	04/14 →
S60 II T5 AWD	B5254T12	08/15 →
S70 2.0	B5202F5, B5204T2	01/97 → 11/00
S70 2.0 Turbo	B5204T2, B5234F5	01/97 → 11/00
S70 2.3	B5234F5, B5234T3	11/96 → 07/99
S70 2.3 AWD	B5234T7	04/99 → 09/00
S70 2.3 T-5	B5234T3	01/97 → 11/00
S70 2.3 T5 AWD	B5234T3, B5234FT+	11/96 → 09/98
S70 2.3 T5-R AWD	B5234T2	11/96 → 09/98
S70 2.3 Turbo	B5234FT+, B5244S	01/97 → 11/00
S70 2.4	B5244S, B5244S	01/97 → 11/00
S70 2.4 AWD	B5244S, B5244SG	11/96 → 05/99
S70 2.4 Bifuel	B5244SG, B5244S2	10/98 → 11/00
S70 2.4 Blu-Fuel	B5244S2, B5244T	07/97 → 09/00
S70 2.4 T5 AWD	B5254T	11/96 → 04/99
S70 2.4 Turbo	B5244T, B5244SG	01/97 → 11/00
S70 2.5 20V	B5254F5	01/97 → 12/98
S70 2.5 Bifuel	GB5252S2	01/99 → 12/99
S80 I 2.0	B5204T4	06/98 → 07/06
S80 I 2.0 T	B5204T5	12/99 → 07/06
S80 I 2.0 T5	B5204T3	11/98 → 10/00
S80 I 2.3 R	B5234T7	04/00 → 08/05
S80 I 2.4	B5244S	10/98 → 07/06
S80 I 2.4 Bifuel	B5244SG, B5254T10	09/01 → 07/06
S80 I 2.4 D	D5244T2	10/01 → 07/06
S80 I 2.4 D5	D5244T	08/01 → 07/06
S80 I 2.4 LTP	B5244T4	06/04 → 07/06
S80 I 2.4 T	B5244T3	06/00 → 07/06
S80 I 2.4 T5 AWD	B5244T3	04/00 → 09/03
S80 I 2.5 T	B5254T2	03/03 → 07/06
S80 I 2.5 T AWD	B5254T2	07/03 → 07/06
S80 I 2.8 T6	B6284T	07/98 → 10/01
S80 I 2.9	B6294S	07/98 → 07/06
S80 I 3.0	B6294S2	06/01 → 07/06
S80 I 3.0 T6	B6294T	06/01 → 07/06
S80 I 3.2	B6324S5	09/10 →
S80 II 2.4 D	D5244T5	03/06 →
S80 II 2.5 T	B5254T10, B5254T11	03/06 →
S80 II 2.5 T AWD	B5254T6	10/06 → 04/09
S80 II 2.5 T FlexFuel	B5254T11, B6304T2	05/08 → 12/11
S80 II 3.2	B6324S	03/06 →
S80 II 3.2 AWD	B6324S	01/07 → 12/10
S80 II 3.2 Flexifuel AWD	B6324S	01/09 → 03/10
S80 II D5	D5244T4	03/06 →
S80 II D5 AWD	D5244T4	01/07 →
S80 II T6 AWD	B6304T2, B6244F5	01/07 → 12/16
S80L 2.5 T	B5254T6	01/08 →
S80L 2.5 T5	B5254T12	01/12 →
S80L T4	B5204T8	01/12 →
S90 2.5	B6244F5, B6254F5	11/96 → 10/98
S90 2.5 24V	B6254F5, B6304F5	01/97 → 05/98
S90 2.9	B6304F5, B6304F5	01/97 → 05/98
S90 2.9 24V	B6304F5, B4164S	01/97 → 05/98
V40 I 1.6	B4164S, B4184S	12/95 → 08/99
V40 I 1.8	B4184S, B4184SJ	07/95 → 08/99
V40 I 1.8 16V	B4184S10	08/00 →
V40 I 1.8 Bi-Fuel	B4184S9	11/99 → 08/03
V40 I 1.8 Blu-Fuel	B4184S10	06/01 → 08/03
V40 I 1.8 i	B4184SJ, B4194T	06/01 → 06/04
V40 I 1.9 T4	B4194T, B4204S	05/97 → 07/00
V40 I 2.0	B4204S, B4204T	07/95 → 08/99
V40 I 2.0 T	B4204T, B5204T9	06/01 → 06/04
V40 I 2.0 T4	B4204T5	07/00 → 06/04
V40 II T4	B5204T8	07/13 → 12/15
V40 II T4 AWD	B5204T8	07/13 →
V40 II T5	B5204T9, B5204T9	12/12 →
V40 II T5 AWD	B5204T9, B5254T3	01/13 →
V50 2.4	B5244S5	04/04 → 12/10
V50 2.4 AWD	B5244S4	08/06 → 12/09
V50 T5	B5254T3, B5254T3	04/04 → 12/12
V50 T5 AWD	B5254T3, B5202F5	04/04 → 12/10
V60 I T5	B5204T9	10/13 →
V60 I T5 AWD	B5254T12	04/15 →
V70 I 2.0	B5202F5, B5234F5	12/95 → 12/00
V70 I 2.0 Turbo	B5204T3	11/96 → 12/00
V70 I 2.0 Turbo AWD	B5204T3	11/96 → 12/00
V70 I 2.3	B5234F5, B5234T3	11/96 → 07/99
V70 I 2.3 AWD	B5234T3, B5234FT+	04/97 → 09/98
V70 I 2.3 T AWD	B5234FT+, B5234T2	04/97 → 12/98
V70 I 2.3 T-5	B5234T2, B5234T2	11/96 → 12/00
V70 I 2.3 T-5 AWD	B5234T2, B5234FT+	01/97 → 12/00
V70 I 2.3 Turbo	B5234FT+, B5244S	12/95 → 12/98
V70 I 2.4	B5244S, B5244SG	12/95 → 12/99
V70 I 2.4 AWD	B5254SDENS	06/98 → 12/99
V70 I 2.4 Bifuel	B5244SG, B5244T	05/98 → 12/99
V70 I 2.4 Turbo	B5244T, B5244T	04/96 → 12/00

VOLVO		
V70 I 2.4 Turbo AWD	B5244T, B5244S	04/96 → 12/00
V70 I 2.5	B5252F5	01/97 → 03/00
V70 I 2.5 20V	B5254F5	01/97 → 12/99
V70 I 2.5 Bifuel	GB5252S2	01/99 → 12/99
V70 II 2.0 T	B5204T5	11/99 → 08/07
V70 II 2.3	B5234T7	10/00 → 09/04
V70 II 2.3 AWD	B5234T7	10/00 → 09/04
V70 II 2.3 T5	B5234T3	11/99 → 12/04
V70 II 2.4	B5244S, B5244SG	03/00 → 08/07
V70 II 2.4 Bifuel	B5244SG, D5244T2	09/01 → 08/07
V70 II 2.4 CDI	D5244T6	07/05 → 12/08
V70 II 2.4 D	D5244T2, D5244T	07/01 → 12/08
V70 II 2.4 D5	D5244T, D5244T	01/01 → 12/08
V70 II 2.4 D5 AWD	D5244T, B5204T9	07/02 → 08/07
V70 II 2.4 T	B5244T3	11/99 → 08/03
V70 II 2.4 T AWD	B5244T3	09/01 → 08/02
V70 II 2.4 T5	B5244T5	04/04 → 08/07
V70 II 2.5 AWD	B5254T2	09/02 → 12/04
V70 II 2.5 R Sport	B5254T4	12/02 → 08/07
V70 II 2.5 T	B5254T2	07/01 → 08/07
V70 II 2.5 T AWD	B5254T2	07/02 → 08/07
V70 II R 2.5 T AWD	B5254T4	03/03 → 08/07
V70 III 2.0 Bifuel	B5204T9, B5254T10	03/13 → 12/15
V70 III 2.5 T	B5254T10, B5254T11	08/07 → 12/12
V70 III 2.5 T FlexiFuel	B5254T11, B6324S	05/08 → 12/11
V70 III 3.2	B6324S, B6324S	08/07 → 12/14
V70 III 3.2 AWD	B6324S, B6304T2	04/07 → 12/15
V70 III T6 AWD	B6304T2, B6244F5	08/07 → 12/15
V70 XC 2.0 T5	B5204T3	10/97 → 03/99
V90 2.5	B6244F5, B6304F5	11/96 → 10/98
V90 2.5 24V	B6254G5	01/97 → 12/97
V90 2.9	B6304F5, B6304F5	01/97 → 12/98
V90 2.9 24V	B6304F5, B5244T	01/97 → 12/98
XC60 I 2.4 D / D3 / D4 AWD	D5244T5	05/08 → 02/17
XC60 I D5 AWD	D5244T4	05/08 → 12/09
XC60 I T5 AWD	B5254T12	04/14 → 02/17
XC70 I 2.3 T XC AWD	B5234T7	01/01 → 07/04
XC70 I 2.4 D5 AWD	D5244T4	12/05 → 08/07
XC70 I 2.4 D5 XC AWD	D5244T	09/02 → 08/07
XC70 I 2.4 T XC AWD	B5244T, B5254T14	03/00 → 09/02
XC70 I 2.5 T XC AWD	B5254T2	09/02 → 08/07
XC70 II 2.4 D / D4 AWD	D5244T5	08/07 →
XC70 II 3.0 T6	B6304T4	01/10 →
XC70 II 3.2	B6324S5	10/10 →
XC70 II 3.2 AWD	B6324S	08/07 → 12/11
XC70 II T5 AWD	B5254T12	08/15 →
XC70 II T6 AWD	B5254T14, B5254T2	01/08 →
XC90 I 2.4 D5	D5244T18	11/10 → 12/14
XC90 I 2.5 T AWD	B5254T2, D5244T	10/02 → 09/14
XC90 I D3 / D5	D5244T5	04/09 → 12/14
XC90 I D5 AWD	D5244T, --	10/02 → 09/14
XC90 I T6 AWD	B6294T	10/02 → 12/06

7.0057




ENGINE OIL PRESSURE WARNING LIGHT SWITCHES

Adatt./Suitable:

BMW
12 61 1 277 591
12 77 5 91

⁰³ Supplied until depletion

- Fornibile fino ad esaurimento delle scorte
- Fourni jusqu'à épuisement du stock
- Lieferbar solange vorrat reicht
- Suministrado hasta el stock termina



				Bar
24	M 12 x 1,5	M4		0.35

BMW

3 II 324 d	M21D24(246DA)	09/85 → 08/91
5 II 524 d	M21D24(246DA)	03/86 → 12/87
5 II 524 td	M21D24(246TA)	09/83 → 12/87

7.0058



1

ENGINE OIL PRESSURE WARNING LIGHT SWITCHES

Adatt./Suitable:

BOSCH
0 336 208 001
0 344 101 077



				Bar
24	M 12 x 1,75	6.3		1.45

7.0059



1

ENGINE OIL PRESSURE WARNING LIGHT SWITCHES

Adatt./Suitable:

⁰⁰ Eliminated on 02-11-2016. Please verify the availability through our local distributors

- Eliminato il 02-11-2016. Verificare la disponibilità presso i nostri distributori
- Éliminé le 02-11-2016. Vérifier la disponibilité auprès de nos distributeurs sur place
- Am 02-11-2016 gestrichen. Evtl. Verfügbarkeit bitte bei unseren Händlern prüfen
- Eliminado en fecha 02-11-2016. Verificar la disponibilidad a través de nuestros distribuidores locales

¹⁰⁰⁶ After depletion of stock this part is replaced by:

- Esaurite le scorte questo pezzo sarà sostituito da:
- Après épuisement du stock, cette pièce est remplacée par:
- Nach Vorratserschöpfung wird ersetzt durch:
- Después agotamiento stock, sera sustituido por:

7.0015



				Bar
24	1/8 GAS	Ø 4		0.20

7.0060



1

ENGINE OIL PRESSURE WARNING LIGHT SWITCHES

Adatt./Suitable:

MARKET DIFFUSION: MEDIUM



P002					Bar
					0.35

AUTOBIANCHI

A 112 0.9	--, --	10/69 ⇒ 12/78
A 112 0.9 E	--, A112A5.000	01/73 ⇒ 12/77
A 112 0.9 Junior	A112A5.000, A112A1.000	07/75 ⇒ 12/85
A 112 1.0 Abarth	A112A1.000, M10B15	09/71 ⇒ 12/84
A 112 1.0 E, Elite, LX	A112B1.000	11/77 ⇒ 12/85

BMW

3 1315	M10B16(164VB)	03/81 ⇒ 03/84
3 1316	M10B16(164VA), M20B20(206EB)	08/75 ⇒ 08/82
3 1318	M10B18(184VA)	08/75 ⇒ 08/80
3 1318 i	M10B18(184VA)	11/79 ⇒ 08/82
3 1320	M10B20	08/75 ⇒ 08/77
3 1320 i	M10B20	06/75 ⇒ 08/82
3 1320/6	M20B20(206VA)	09/77 ⇒ 08/82
3 1323 i	M20B23(236EA)	01/78 ⇒ 08/82
3 11315	M10B16	09/82 ⇒ 12/91
3 11316	M10B18(184VD)	09/83 ⇒ 12/90
3 11320 i	M20B20(206EB), M20B23(236EC)	09/82 ⇒ 10/93
3 11323 i	M20B23(236EC), M20B27(276KA)	09/82 ⇒ 08/86
3 11325 e 2.7	M20B27(276KA), M20B25(256E1)	10/83 ⇒ 12/88
3 11325 i	M20B25(256E1), M20B25(256E1)	09/83 ⇒ 10/93
3 11325 i X	M20B25(256E1), M20B20(206EA)	03/86 ⇒ 10/93
5 11535 i	M30B35(Motronic, 9.3:1)	04/80 ⇒ 05/81
5 11518 i	M10B18(184EB)	05/81 ⇒ 12/87
5 11520 i	M20B20(206EA), M20B27(276EA)	06/81 ⇒ 12/87
5 11525 e	M20B27(276EA), M30B34(346KA)	09/81 ⇒ 12/87
5 11525 i	M30B25(256EA)	06/81 ⇒ 12/87
5 11528 i	M30B28(286EA)	06/81 ⇒ 12/87
5 11535 i	M30B34(346EC)	01/85 ⇒ 12/87
5 11535 i, M 535 i	M30B34(346KA), --	01/85 ⇒ 12/87
5 11515	S38B35(356ED)	08/85 ⇒ 12/87
7 1728	M30B28	05/77 ⇒ 08/79
7 1728 i	M30B28	09/77 ⇒ 08/86
7 1730	M30B30	05/77 ⇒ 08/79
7 1733 i	M30B32	05/77 ⇒ 08/86
7 1735 i	M30B35(Motronic)	04/85 ⇒ 08/86
1500-2000 1500	M10B15, M10B18	10/62 ⇒ 07/66
1500-2000 1600	M10B16	04/64 ⇒ 04/68
1500-2000 1800	M10B18, M10B18	08/63 ⇒ 09/71
1500-2000 1800 Ti	M118	10/63 ⇒ 04/68
1500-2000 2000	M10B18, M10B16(164VA)	09/68 ⇒ 11/72
1500-2000 2000 Ti / Tilux	M10B20	01/66 ⇒ 07/72
1500-2000 2000 Tii	M10B20	12/69 ⇒ 07/72
1600 GT 1.6	M10B16	10/67 ⇒ 05/69
2000-3.2 2.5 CS	M30B25	09/74 ⇒ 03/76
2000-3.2 2000 C/CA	M10B20	10/65 ⇒ 06/70
2000-3.2 2000 CS	M10B20	10/65 ⇒ 06/70
2000-3.2 2800 CS	M30B28	01/69 ⇒ 04/71
2000-3.2 3.0 CS	M30B30	05/71 ⇒ 03/76
2000-3.2 3.0 CSI	M30B30	07/71 ⇒ 03/76
2000-3.2 3.0 CSL	M30B32(L-Jetronic)	01/74 ⇒ 11/75

FIAT

126 600	126A.000	09/72 ⇒ 06/77
---------	----------	---------------

FIAT

126 650	126A1.000, 100GL.000	07/77 ⇒ 09/87
127 0.9	100GL.000, --	06/71 ⇒ 12/84
127 1.0	127A.000	04/77 ⇒ 12/86
127 1.0 Sport	127A1.000	07/78 ⇒ 02/82
127 1.3 D	127A5.000	06/81 ⇒ 12/86
127 1.3 Diesel	127A5.000	04/81 ⇒ 12/86
127 1.3 Sport	127A3.000	12/81 ⇒ 05/83
500 0.5	--, 100G.000	06/57 ⇒ 12/75
500 0.6	--	08/68 ⇒ 01/76
600 0.6	--	03/55 ⇒ 05/61
600 0.8	100DFO	10/60 ⇒ 02/71
850 0.8	100G.000, --	07/64 ⇒ 10/72
850 0.8 Special	100GB.000	03/68 ⇒ 10/72
850 0.9 Sport	--, --	02/68 ⇒ 12/72
900T/E PULMINO 0.9	--, 156A2.100	01/78 ⇒ 01/86
900T/E PANORAMA 0.9	100GF000	01/78 ⇒ 01/86
1000ER-SERIE 1100	101A000	07/53 ⇒ 06/61
1000ER-SERIE 1200	--	02/59 ⇒ 03/62
1000ER-SERIE 1300	--	11/61 ⇒ 02/67
1000ER-SERIE 1500	--, 126A1.000	11/61 ⇒ 03/69
1500-2300 1500 L	--	10/63 ⇒ 12/70
1500-2300 2300	--	07/62 ⇒ 03/69
1500 1.5	115C.005	06/64 ⇒ 10/67
FIORINO I 900	100GL.000	10/77 ⇒ 10/86
PANDA I 1000	156A2.100, 141C2.000	01/85 ⇒ 12/92
PANDA I 1000 4x4	141C2.000, 141C2.000	01/86 ⇒ 12/94
PANDA I 1000 i.e	156A2.246	08/92 ⇒ 02/04
PANDA I 1000 i.e. Cat	141C2.000, 156C.046	10/87 ⇒ 08/98
PANDA I 1100	156C.046, 141B.000	05/91 ⇒ 12/99
PANDA I 1100 4x4	176B2.000	02/95 ⇒ 07/04
PANDA I 1100 Trekking 4x4	156C.046	10/91 ⇒ 07/04
PANDA I 1300 D	156A5.000	04/86 ⇒ 12/92
PANDA I 650	141A.000	01/82 ⇒ 07/04
PANDA I 750	141B.000, 100GL3.000	01/86 ⇒ 01/95
PANDA I 750 Cat	156A4.048	01/95 ⇒ 10/03
PANDA I 800	100GL6.000	02/81 ⇒ 12/85
PANDA I 900	100GL3.000, 146A.000	10/80 ⇒ 12/96
PANDA I 950	A112B1.054	09/82 ⇒ 08/83
PANDA I 950 4x4	A112B1.054	09/83 ⇒ 12/86
UNO 45 0.9	146A.000, --	03/83 ⇒ 09/92

FSO

125P 1.3	116C076	10/67 ⇒ 08/92
125P 1.3 1300	116C076	10/67 ⇒ 08/92
125P 1.5	115C076	10/67 ⇒ 08/92
125P 1.5 1500	--, --	10/67 ⇒ 08/92
126P 0.6	--, --	09/72 ⇒ 12/91
126P 650	126A1.048	07/81 ⇒ 09/00
POLONEZ I 1.5	--, --	10/77 ⇒ 08/88
POLONEZ II 1.6	--, A112A.000	08/88 ⇒ 08/92

LANCIA

A 112 0.9 Junior	A112A.000, OM601.943	03/81 ⇒ 06/86
A 112 1.0 Abarth	A112A2.000	03/78 ⇒ 02/84
A 112 1.0 LX	A112B1.000	03/84 ⇒ 12/86

MERCEDES-BENZ

CLASSE V V 200 CDI	OM611.980	03/99 ⇒ 07/03
CLASSE V V 220 CDI	OM611.980	03/99 ⇒ 07/03
CLASSE G II 320 GE	M104.996	09/94 ⇒ 11/97
CLASSE G II G 300 TD	OM606.964	08/96 ⇒ 07/00
CLASSE G II G 320	M104.996	09/94 ⇒ 12/97
CLASSE G II G 36 AMG	M104.996(AMG3.6)	01/95 ⇒ 07/98
SPRINTER I 208 D	OM601.943, M111.979	01/95 ⇒ 04/00
SPRINTER I 210 D	OM602.980	01/97 ⇒ 04/00
SPRINTER I 212 D	OM602.980	02/95 ⇒ 04/00
SPRINTER I 214	M111.979, M111.979	02/95 ⇒ 05/06
SPRINTER I 310 D 2.9	OM602.980	02/95 ⇒ 04/00
SPRINTER I 310 D 4x4	OM602.980	05/97 ⇒ 08/02
SPRINTER I 312 D 2.9	OM602.980	02/95 ⇒ 04/00
SPRINTER I 312 D 2.9 4x4	OM602.980	05/97 ⇒ 08/02
SPRINTER I 314	M111.979, M111.979	02/95 ⇒ 05/06
SPRINTER I 314 4x4	M111.984	08/02 ⇒ 05/06
SPRINTER I 410 D	OM602.980	02/96 ⇒ 05/06
SPRINTER I 410 D 4x4	OM602.980	05/97 ⇒ 05/06
SPRINTER I 412 D	OM602.980	02/96 ⇒ 05/06
SPRINTER I 412 D 4x4	OM602.980	05/97 ⇒ 05/06
SPRINTER I 414	M111.979, --	02/95 ⇒ 05/06
SPRINTER I 414 4x4	M111.979	05/97 ⇒ 05/06
VITO I 108 CDI 2.2	OM611A(60KWCDI)	03/99 ⇒ 07/03
VITO I 108 D 2.3	OM601.942	02/96 ⇒ 07/03
VITO I 110 CDI 2.2	OM611LA(75KWCDI)	03/99 ⇒ 07/03
VITO I 110 D 2.3	OM601.970	03/97 ⇒ 07/03
VITO I 112 CDI 2.2	OM611.980	03/99 ⇒ 07/03
VITO I 114 2.3	M111.978	12/96 ⇒ 07/03

PUCH

G-MODELL G 300 TD	OM606.964	08/96 ⇒ 12/99
G-MODELL G 320	M104.996	09/94 ⇒ 12/97
G-MODELL G 36 AMG	M104.952(AMG3, 6)	01/95 ⇒ 04/98

SEAT

127 0.9	A112A5.000	04/72 ⇒ 12/82
---------	------------	---------------

SEAT

127 1.0	--	04/72 ⇒ 12/82
128 1.2	--	01/76 ⇒ 12/80
128 1.4	--	01/76 ⇒ 12/80
133 0.8	DG	05/74 ⇒ 11/79
850 0.9	--, 09NCA	01/66 ⇒ 07/75
FURA 0.9	09NCA, 09NCA	01/82 ⇒ 12/86
FURA 1.4	127B.7000	01/82 ⇒ 06/86
IBIZA I 0.9	09NCA, 022A.5000	08/86 ⇒ 05/93
IBIZA I 1.2	021A1000	11/84 ⇒ 12/93
IBIZA I 1.7 D	022A.5000, 08NCB	06/84 ⇒ 05/93
MARBELLA 0.8	08NCA	08/86 ⇒ 12/93
MARBELLA 0.9	08NCB, 08NCB	01/87 ⇒ 10/98
MARBELLA 0.9 Cat	08NCB, M160E6ALB03	01/87 ⇒ 10/98
PANDA 0.9	100GL3000	10/80 ⇒ 12/86
TERRA 0.9	09NCA	01/87 ⇒ 12/96
TERRA 0.9 Cat	09NCB	01/90 ⇒ 12/95

SMART

CABRIO 0.6	M160E6ALB03, M160E-6ALB03	03/00 ⇒ 01/04
CABRIO 0.7	M160.910	01/03 ⇒ 01/04
CABRIO 0.8 CDI	OM660DE8LA	03/01 ⇒ 01/04
CITY-COUPÉ 0.6	M160E6ALB03, 660.950	01/01 ⇒ 01/04
CITY-COUPÉ 0.7	M160.910	01/03 ⇒ 01/04
CITY-COUPÉ 0.8 CDI	OM660DE8LA	11/99 ⇒ 01/04
CROSSBLADE 0.6	M160.920	06/02 ⇒ 12/03
FORTWO I 0.7	M160.910	01/04 ⇒ 01/07
FORTWO I 0.8 CDI	OM660DE8LA	01/04 ⇒ 01/07
FORTWO II 0.8 Cdi	660.950, 128A.000	01/07 ⇒

ZASTAVA

101 1.1	128A.000, 4ZE1	06/73 ⇒ 12/93
101 1.1 Super	128AC5.000	07/79 ⇒ 09/81
101 1.3	128AR.000	10/81 ⇒ 12/93

7.0061



1

ENGINE OIL PRESSURE WARNING LIGHT SWITCHES

Adatt./Suitable:

GENERAL MOTORS

94 123 390
94 156 643

HOLDEN

8941233900
8941566430

ISUZU

8-94123-390-0
8-94156-643-0

OPEL

12 52 511
42 93 983

P017					Bar
					0.30

HOLDEN

JACKAROO_UBS 2.6i 4x4	4ZE1	11/88 ⇒ 12/91
PIAZZA_YB 2.0i Turbo	2LH.C.	04/86 ⇒ 12/87
RODEO_TF 2.6i	4ZE1, F14D3	08/88 ⇒ 03/96
RODEO_TF 2.6i 4x4	4ZE1	08/88 ⇒ 03/96
SHUTTLE_WFR 2.0	4ZC1	06/86 ⇒ 06/89

HONDA

PASSPORT 2.6i [USA]	4ZE1	01/94 ⇒
---------------------	------	---------

ISUZU

IMPULSE	--	01/83 ⇒ 12/89
RODEO 2.6i [USA]	RLJ	01/90 ⇒

OPEL

CAMPO 2.3	23P	08/94 ⇒ 09/96
MIDI 2.0 i	20PET	09/92 ⇒ 08/94
MIDI 2.0 i 4x4	20PET	09/92 ⇒ 08/94

7.0065



3

ENGINE OIL PRESSURE WARNING LIGHT SWITCHES

Adatt./Suitable:

HOLDEN
8944537970

ISUZU
8-94453-797-0



P017					Bar
24	1/8 GAS	Ø 4			0.30

ISUZU

AMIGO 2.6i [USA]	RLJ	01/88 →
PICK-UP 2.6i [USA]	RLJ	01/88 →
RODEO 2.6i [USA]	RLJ	01/90 →
TROOPER 2.6 4WD	4ZE1	11/86 → 07/91
TROOPER 2.6 i	4ZE1	10/87 → 12/91

7.0068



1

ENGINE OIL PRESSURE WARNING LIGHT SWITCHES

Adatt./Suitable:

ROVER
GPS136



24					Bar
1/8-27NPT	6.3				0.50

AUSTIN

MONTEGO 2.0	20HSC	04/84 → 08/88
-------------	-------	---------------

ROVER

800 820	--	10/88 → 10/91
800 820 SI	20HDM16	10/88 → 12/91
800 827 Si/Sterling	C27A2	02/88 → 12/91
800 827 Vitesse/SLI	C27A2	10/88 → 12/91
MAESTRO 1.6	16H	09/90 → 01/95

7.0069



1

ENGINE OIL PRESSURE WARNING LIGHT SWITCHES

Adatt./Suitable:

CHEVROLET
90336039
95961350
96281689
96494264
96647339

DAEWOO
90336039
95961350
96281689
96494264
96647339

GENERAL MOTORS

55 354 378
90 335 039
90 336 039
90 507 539
90 569 684
93 318 082
95 961 350
96 494 264


HOLDEN
90336039
90507539

OPEL
12 52 557
12 52 562
12 52 570
12 52 572
12 52 578
48 03 551
48 17 876
55354378
90336039
90507539
90569684
93318082
95961350
96494264

SAAB
45 04 585
47 70 186
55 354 378
59 62 816
90 569 684
95 44 610

VAUXHALL
55354378
90 569 684
90336039
90507539
93318082
95961350
96494264

MARKET DIFFUSION: HIGH



P018					Bar
24	M 14 x 1,5				0.50

CHEVROLET

AVEO 1.4	F14D3, F14D3	05/03 →
AVEO 1.4	F14D3, A16DMS	05/03 →
AVEO 1.4 16V	F14D3	03/05 → 05/08
AVEO 1.4 CNG	L95	01/10 →
AVEO 1.1.5	F1553	10/04 →
AVEO 1.6	A16DMS, Z20S	09/03 →
CAPTIVA 2.0 D	Z20S, F16D3	10/06 →
CAPTIVA 2.0 D 4WD	Z20S	10/06 →
CAPTIVA 2.4	Z24SED	06/06 →
CAPTIVA 2.4 4WD	Z24SED	06/06 →
CAPTIVA 2.4 LPG	Z24SED	01/07 →
CAPTIVA 2.4 LPG 4WD	Z24SED	01/07 →
CRUZE 1.6	F16D3, C20SED	05/09 →
CRUZE 2.0 CDI	Z20S1	05/09 → 05/11
EPICA 2.0	C20SED, LF4	01/05 →
EPICA 2.0 BiFuel	X20D1	01/10 → 12/10
EPICA 2.0 D	Z20S	01/07 →
EPICA 2.5	LF4, T20SED	06/06 →
EVANDA 2.0	T20SED, F18D2	03/05 →
LACETTI 1.4	F14D3	03/05 →
LACETTI 1.4 16V	F14D3	03/05 →
LACETTI 1.4 BiFuel	F14D3	01/05 → 12/12
LACETTI 1.6	F16D3	03/05 →
LACETTI 1.6 BiFuel	F16D3	06/09 → 12/10
LACETTI 1.6 LPG	F16D3	06/09 → 12/11
LACETTI 1.8	F18D2, F14D3	05/03 →

CHEVROLET

LACETTI 2.0	U20SED	03/05 →
LACETTI 2.0 D	--	01/07 →
LACETTI 2.0 TCDi	Z20DM	08/06 → 12/11
LANOS 1.3	--	01/97 →
LANOS 1.5	A15SMS	11/05 →
LANOS 1.6 16V	A16DMS	11/05 →
LEGANZA 2.0	--	01/98 →
LEGANZA 2.2	--	01/98 →
NUBIRA 1.4	F14D3, F16D3	01/05 → 12/08
NUBIRA 1.6	F16D3, F18D3	03/05 →
NUBIRA 1.6 LPG	F16D3	03/05 → 12/10
NUBIRA 1.8	F18D3, Z20DM	03/05 → 12/11
NUBIRA 2.0 D	Z20DM, F16D3	01/05 → 12/11
OPTRA 1.4 16V	F14D3	03/05 →
OPTRA 1.6	F16D3, F18D3	08/03 → 12/08
OPTRA 1.6 SRV	F16D3	06/06 →
OPTRA 1.8	F18D3, --	08/03 →
OPTRA 1.8 SRV	T18SED	06/06 →
OPTRA 2.0	U20SED	06/99 →
OPTRA 2.0 TCDi	Z20S1	01/07 →
OPTRA 2.0 TDCi	--, A16DMS	08/06 →
REZZO 1.6	A16DMS, T20SED	03/05 →
REZZO 2.0	T20SED, L88	03/05 →
TACUMA 1.6	A16DMS	02/05 →
TACUMA 2.0	X20SED	02/05 →
VIVANT 1.6	A16DMS	08/01 →
VIVANT 1.8	F18S2	05/00 →
VIVANT 2.0	X20SED	08/00 →
VIVANT 2.0 CX	T20SED	01/05 →

DAEWOO

ASSOL 1.3	C14L	04/97 → 06/99
ASSOL 1.5	Y15L	04/97 → 06/99
ASSOL 1.6	616L	02/98 → 06/99
AVEO 1.4	F14D3	05/03 → 12/04
EVANDA 2.0	L88, F14D3	08/02 →
KALOS 1.4	F14D3, F14D3	09/02 →
KALOS 1.4 16V	F14D3	04/03 →
KALOS 1.5	F1553	11/02 → 12/04
KALOS 1.6	F1654	02/03 →
KONDOR 2.0	X20SED	06/97 → 08/00
LACETTI 1.4	F14D3, A135M	06/02 →
LACETTI 1.6	A16DMS	06/99 →
LACETTI 1.8	T18SED	02/04 →
LANOS 1.3	A135M, A15DMS	04/97 →
LANOS 1.5	A15DMS, 616L	04/97 →
LANOS 1.6	616L, T20SED	04/97 → 12/02
LANOS 1.6 16V	A16DMS	02/97 →
LEGANZA 2.0	T20SED, 616L	06/97 → 12/02
LEGANZA 2.0 16V	T20SED	07/00 → 04/04
LEGANZA 2.2 16V	T22SED	04/99 → 12/02
MAGNUS 2.0	X20SED	07/99 →
NUBIRA I 1.6	A16DMS	05/97 → 07/03
NUBIRA I 1.6 [ExtraEU]	A16DMS	08/02 → 07/03
NUBIRA I 1.6 16V	616L, C20SED	05/97 →
NUBIRA I 2.0	C20SED, T20SED	05/97 → 07/03
NUBIRA I 2.0 16V	T20SED, 616L	06/99 →
NUBIRA I 2.0 CDX	T20SED	08/02 → 07/03
NUBIRA II 1.4	F14D3	10/03 → 12/04
NUBIRA II 1.6	F16D3	07/03 →
NUBIRA II 1.8	T18SED	07/03 →
ORION 1.6	616L, --	06/98 → 08/00
ORION 2.0	Z20L	06/98 → 08/00
REZZO 1.6	A16DMS	09/00 →
REZZO 1.6 SX	A16SMS	08/01 → 12/04
REZZO 1.8	--, T20SED	09/00 →
REZZO 2.0	T20SED, C16XE	09/00 →
SENS 1.3	A135M	04/01 → 05/05
SENS 1.6	A16DMS	04/01 → 05/05
TACUMA 1.6	A16DMS	09/00 → 01/05
TACUMA 1.8	F18S2	09/00 →
TACUMA 2.0	X20SED	09/00 → 01/05
TOSCA 2.0 TCDi [ExtraEU]	Z20DMH	02/06 → 12/10
TOSCA 2.0 XT	X20D1	02/06 →
TOSCA 2.5 Executive	X25D1	02/06 →

HOLDEN

ASTRA 2.0 GSi	X20XEV	08/95 → 09/98
ASTRA_TR 1.6i Hatchback	C16SE	09/96 → 09/98
ASTRA_TR 1.6i Sedan	C16SE	09/96 → 09/98
ASTRA_TR 1.8i 16v Hatchback	C18SEL	09/96 → 09/98
ASTRA_TR 1.8i 16v Sedan	C18SEL	09/96 → 09/98
ASTRA_TR 2.0i 16v Hatchback	X20XEV	09/96 → 09/98
BARINA 1.4 i	C14NZ	04/94 → 07/97
BARINA 1.6	X16XE	05/97 → 08/00
BARINA_SB 1.2i	C12NZ	04/94 → 07/97
BARINA_SB 1.6i	C16XE, C20XE	04/94 → 09/98
CALIBRA_YE 2.0i	C20NE	09/91 → 07/95

HOLDEN

CALIBRA_YE 2.0i 16V	C20XE, Z20DM	09/91 ⇒ 10/97
CALIBRA_YE 2.0i 16V Turbo	C20LET	06/94 ⇒ 10/97
CALIBRA_YE 2.5i 24v	C25XE	08/95 ⇒ 10/97
COMBO 1.4 i	C14NZ	03/96 ⇒ 07/97
COMBO_SB 1.4i	C14NZ	04/94 ⇒ 07/97

OPEL

ANTARA 2.0 CDTi	Z20DM, Z24XE	08/06 ⇒ 12/11
ANTARA 2.0 CDTi 4x4	Z20DMH	07/06 ⇒ 12/11
ANTARA 2.4	Z24XE, 14NV	07/06 ⇒ 12/11
ANTARA 2.4 4x4	Z24XE	08/06 ⇒ 12/11
ANTARA 2.4 LPG	Z24XE	10/08 ⇒
ANTARA 2.4 LPG 4x4	Z24XE	08/06 ⇒ 12/10
ASTRA F 1.4	14NV, 16LZ2	09/91 ⇒ 09/98
ASTRA F 1.4 i	C14NZ	09/91 ⇒ 01/05
ASTRA F 1.4i 16V	X14XE	01/96 ⇒ 03/01
ASTRA F 1.4 Si	C14SE	03/92 ⇒ 03/01
ASTRA F 1.6	16LZ2, C16NZ	09/94 ⇒ 09/98
ASTRA F 1.6 i	C16NZ, --	09/91 ⇒ 01/05
ASTRA F 1.6i 16V	X16XEL	08/94 ⇒ 01/05
ASTRA F 1.6 Si	C16SE	03/92 ⇒ 12/94
ASTRA F 1.7 D	--, C18SEL	07/92 ⇒ 01/99
ASTRA F 1.7 TD	X17DTL	08/94 ⇒ 08/00
ASTRA F 1.8	Z18XEL	02/03 ⇒ 07/04
ASTRA F 1.8 i	C18NZ	09/91 ⇒ 08/00
ASTRA F 1.8i 16V	C18SEL, C20XE	06/93 ⇒ 03/01
ASTRA F 2.0 Di	X20DTL	03/98 ⇒ 08/00
ASTRA F 2.0 GSI 16V	C20XE	09/91 ⇒ 01/98
ASTRA F 2.0 i	C20NE	09/91 ⇒ 09/98
ASTRA F 2.0i 16V	C20XE, X14XE	03/93 ⇒ 08/00
ASTRA G 1.4	X14XE, X14XE	09/98 ⇒ 04/05
ASTRA G 1.4 16V	X14XE, X14XE	02/98 ⇒ 01/05
ASTRA G 1.4 LPG	X14XE, C16SEL	02/98 ⇒ 01/05
ASTRA G 1.6	C16SEL, X16XEL	02/98 ⇒ 07/09
ASTRA G 1.6 16V	X16XEL, X16XEL	02/98 ⇒ 10/05
ASTRA G 1.6 CNG	Z16YNG	03/03 ⇒ 07/04
ASTRA G 1.6 LPG	X16XEL, X18XE1	03/98 ⇒ 01/05
ASTRA G 1.7 TD	X17DTL	02/98 ⇒ 04/05
ASTRA G 1.8	X18XE1	03/98 ⇒ 07/04
ASTRA G 1.8 16V	X18XE1, X20XEV	03/00 ⇒ 10/05
ASTRA G 2.0	X20XEV, Z20LET	03/98 ⇒ 01/05
ASTRA G 2.0 16V	X20XEV	02/98 ⇒ 01/05
ASTRA G 2.0 16V OPC	X20XER	11/99 ⇒ 09/02
ASTRA G 2.0 16V Turbo	Z20LET, X20DTL	09/00 ⇒ 10/05
ASTRA G 2.0 DI	X20DTL, X20DTH	02/98 ⇒ 04/05
ASTRA G 2.0 DTI	Y20DTH	09/00 ⇒ 04/05
ASTRA G 2.0 DTI 16V	X20DTH, Z20LET	08/99 ⇒ 01/05
ASTRA G 2.0 OPC	Z20LET, Y22DTR	03/02 ⇒ 10/05
ASTRA G 2.2 DTi	Y22DTR, Z20LEH	09/02 ⇒ 10/05
ASTRA H 1.4 16V	Z14XE	05/04 ⇒ 07/09
ASTRA H 1.6	Z16XE	06/04 ⇒ 02/06
ASTRA H 1.6 16V	Z16XE	03/04 ⇒ 01/08
ASTRA H 1.8	Z18XE	01/04 ⇒ 10/10
ASTRA H 2.0 Turbo	Z20LEH, C20XE	03/04 ⇒ 10/10
CALIBRA A 2.0 i	C20NE	08/89 ⇒ 12/96
CALIBRA A 2.0 i 16V	C20XE, C20XE	06/90 ⇒ 07/97
CALIBRA A 2.0 i 16V 4x4	C20XE, C12NZ	06/90 ⇒ 07/97
CALIBRA A 2.0 i 4x4	C20NE	06/90 ⇒ 07/97
CALIBRA A 2.0 i Turbo 4x4	C20LET	08/91 ⇒ 07/97
CALIBRA A 2.5 i V6	C25XE	04/93 ⇒ 07/97
COMBO B 1.2	C12NZ, C14NZ	07/94 ⇒ 10/01
COMBO B 1.4	C14NZ, Y16YNG	07/94 ⇒ 10/01
COMBO B 1.4 16V	X14XE	08/99 ⇒ 10/01
COMBO C 1.6	Z16SE	10/01 ⇒
COMBO C 1.6 CNG	Y16YNG, Y16YNG	04/05 ⇒ 12/11
COMBO C 1.6 CNG 16V	Y16YNG, 12N	04/05 ⇒
CORSA A 1.0	10S	09/82 ⇒ 03/93
CORSA A 1.2	12N, 12S	09/82 ⇒ 08/90
CORSA A 1.2 i	C12NZ	09/89 ⇒ 03/93
CORSA A 1.2 N	12NC	01/85 ⇒ 03/93
CORSA A 1.2 S	12S, 13NB	09/82 ⇒ 03/93
CORSA A 1.3	13S	09/82 ⇒ 10/89
CORSA A 1.3 GL	13S	09/82 ⇒ 03/93
CORSA A 1.3 S	13SB	09/82 ⇒ 10/89
CORSA A 1.4 S	14NV	09/89 ⇒ 03/93
CORSA A 1.4 Si	C14SE	09/91 ⇒ 03/93
CORSA A 1.6 GSI	E16SE	05/88 ⇒ 03/92
CORSA A 1.6 GSI Cat	C16SE	02/92 ⇒ 03/93
CORSA B 1.2 i	12NZ, C14NZ	03/93 ⇒ 09/00
CORSA B 1.4	C14SE	04/93 ⇒ 08/94
CORSA B 1.4 i	C14NZ, C14SEL	03/93 ⇒ 09/00
CORSA B 1.4i 16V	C14SEL, C16SEL	09/94 ⇒ 12/02
CORSA B 1.4 Si	C14SE	03/93 ⇒ 09/00
CORSA B 1.6 GSI 16V	C16XE	03/93 ⇒ 09/00
CORSA B 1.6i 16V	C16SEL, X22SE	09/94 ⇒ 09/00
CORSA C 1.4	Z14XE	07/00 ⇒
CORSA C 1.6	Z16SE	09/00 ⇒
CORSA C 1.6 CNG	Y16YNG	05/03 ⇒ 12/09
CORSA C 1.6 X	Z16YNG	08/05 ⇒

OPEL

CORSA C 1.8	Z18XE	09/00 ⇒ 12/09
FRONTERA 2.2	X22SE, Y22DTH	09/98 ⇒ 07/04
FRONTERA 2.2 DTi	X22DTH	09/98 ⇒ 08/02
FRONTERA 2.2 DTI	Y22DTH, 16SV	09/02 ⇒
KADETT E 1.2	12SC	09/84 ⇒ 07/86
KADETT E 1.3 i Cat	C13N	09/85 ⇒ 08/91
KADETT E 1.3 N	13NB	09/84 ⇒ 08/91
KADETT E 1.4 i	C14NZ	01/90 ⇒ 07/94
KADETT E 1.4 S	14NV	07/89 ⇒ 02/93
KADETT E 1.6	16SV	09/86 ⇒ 12/91
KADETT E 1.6 i	16SV, C18NZ	09/86 ⇒ 07/94
KADETT E 1.6 i Cat	C16NZ	09/86 ⇒ 02/93
KADETT E 1.6 S	16SV	09/86 ⇒ 08/91
KADETT E 1.8 i	C18NZ, ZONE	06/85 ⇒ 08/91
KADETT E 1.8 S	E18NV	09/87 ⇒ 08/91
KADETT E 2.0 GSI	ZONE, 18SEH	09/86 ⇒ 08/91
KADETT E 2.0 GSI 16V	ZONE	12/87 ⇒ 08/91
KADETT E 2.0 GSI 16V Cat	C20XE	03/88 ⇒ 08/91
KADETT E 2.0 GSI Cat	C20NE	09/86 ⇒ 08/91
KADETT E 2.0 i	ZONE	10/86 ⇒ 02/93
KADETT E 2.0 i Cat	C20NE	10/86 ⇒ 02/93
MERIVA A 1.6	Z16SE	05/03 ⇒ 05/10
MERIVA A 1.6 16V	Z16XE	05/03 ⇒ 01/06
MERIVA A 1.8	Z18XE	05/03 ⇒ 05/10
OMEGA A 1.8	18SEH, 20SE	09/86 ⇒ 03/94
OMEGA A 1.8 N	18NV	09/86 ⇒ 08/87
OMEGA A 1.8 S	18SV	09/86 ⇒ 03/94
OMEGA A 2.0	20SE, 30NE	09/86 ⇒ 04/94
OMEGA A 2.0 i	C20NE	09/86 ⇒ 04/94
OMEGA A 2.3 D	Z3YD	09/86 ⇒ 03/94
OMEGA A 2.3 TD Interc.	Z3DTR	08/88 ⇒ 03/94
OMEGA A 2.4 i	C24NE	09/88 ⇒ 03/94
OMEGA A 2.6 i	C26NE	09/90 ⇒ 03/94
OMEGA A 3.0	30NE, 20SE	03/87 ⇒ 03/94
OMEGA A 3.0 24V	C30SE	09/89 ⇒ 03/94
OMEGA A 3.0 24V Omega 3000	C30SE	09/88 ⇒ 04/94
OMEGA A 3.0 Cat	C30NE	03/87 ⇒ 03/94
OMEGA A 3.6 24V Lotus	C36GET	08/90 ⇒ 09/92
OMEGA B 2.0	Z0SE, Y22XE	03/94 ⇒ 09/99
OMEGA B 2.0 16V	X20XEV	03/94 ⇒ 09/99
OMEGA B 2.0 DTI 16V	X20DTH	09/97 ⇒ 09/00
OMEGA B 2.2 16V	Y22XE, 30NE	09/99 ⇒ 07/03
OMEGA B 2.2 DTI 16V	Y22DTH	09/00 ⇒ 07/03
OMEGA B 2.5 V6	X25XE	03/94 ⇒ 09/00
OMEGA B 2.6	--	05/94 ⇒ 05/99
OMEGA B 2.6 V6	Y26SE	09/00 ⇒ 07/03
OMEGA B 3.0 V6	X30XE	04/94 ⇒ 02/01
OMEGA B 3.2 V6	Y32SE	02/01 ⇒ 07/03
SENATOR B 2.5 i	Z5NE	09/90 ⇒ 09/93
SENATOR B 2.6 i	C26NE	09/90 ⇒ 09/93
SENATOR B 3.0	30NE, X14XE	09/87 ⇒ 09/93
SENATOR B 3.0 24V	C30SE	09/89 ⇒ 09/93
SENATOR B 3.0 i Cat	C30NE	01/88 ⇒ 09/93
SIGNUM 1.8	Z18XE	05/03 ⇒ 07/05
SIGNUM 2.0 DTI	Y20DTH	05/03 ⇒ 04/04
SIGNUM 2.2 DTI	Y22DTR	05/03 ⇒ 04/04
SIGNUM 2.2 DTI 16V	Y22DTR	05/03 ⇒ 06/08
SIGNUM 3.2 V6	Z32SE	05/03 ⇒ 07/05
SINTRA 2.2 DTI	X22DTH	07/97 ⇒ 04/99
SINTRA 2.2 i 16V	X22XE	11/96 ⇒ 04/99
SINTRA 3.0 i 24V	X30XE	11/96 ⇒ 04/99
SPEEDSTER 2.0	Z20LET	10/03 ⇒ 08/06
SPEEDSTER 2.0 Turbo	Z20LET	08/02 ⇒ 08/06
TIGRA A 1.4 16V	X14XE, C16SEL	07/94 ⇒ 12/00
TIGRA A 1.6 16V	C16SEL, 16SV	07/94 ⇒ 08/98
TIGRA B 1.8	Z18XE	06/04 ⇒ 12/10
VECTRA A 1.4 S	14NV	04/88 ⇒ 06/92
VECTRA A 1.6	16SV, C16NZ	09/88 ⇒ 07/93
VECTRA A 1.6 i	C16NZ, C16NZ	09/88 ⇒ 11/95
VECTRA A 1.6 i Cat	C16NZ, 17D	09/88 ⇒ 11/95
VECTRA A 1.6 S	16SV	09/88 ⇒ 05/93
VECTRA A 1.7 D	17D, 18SV	09/88 ⇒ 11/95
VECTRA A 1.8 i	18SV	09/88 ⇒ 10/90
VECTRA A 1.8 i Cat	C18NZ	03/90 ⇒ 11/95
VECTRA A 1.8 S	18SV, ZONE	09/88 ⇒ 10/90
VECTRA A 1.8 S 4x4	E18NVR	01/89 ⇒ 07/89
VECTRA A 2.0 i	ZONE, 20XEJ	09/88 ⇒ 09/92
VECTRA A 2.0 i 16V	20XEJ, ZONE	02/89 ⇒ 08/95
VECTRA A 2.0 i 16V 4x4	C20XE	08/89 ⇒ 11/95
VECTRA A 2.0 i 16V Cat	C20XE	02/90 ⇒ 11/95
VECTRA A 2.0 i 4x4	ZONE, 16LZ2	01/89 ⇒ 07/92
VECTRA A 2.0 i Cat	C20NE	09/88 ⇒ 11/95
VECTRA A 2.0 i Cat 4x4	C20NE	01/89 ⇒ 11/95
VECTRA A 2.0 i GT	Z0SEH	09/88 ⇒ 11/95
VECTRA A 2.0 i Turbo 4x4	C20LET	06/94 ⇒ 11/95
VECTRA A 2.5 CD 4x4	C25XE	08/92 ⇒ 08/95
VECTRA A 2.5 V6	C25XE	02/93 ⇒ 11/95

OPEL

VECTRA A 2000 16V 4x4	Z0XEJ	01/89 ⇒ 10/90
VECTRA A 2000/GT 16V	Z0XEJ	01/89 ⇒ 06/94
VECTRA A 2000/GT 16V Cat	C20XE	02/90 ⇒ 11/95
VECTRA A 2000/GT 16V Cat 4x4	C20XE	02/90 ⇒ 11/95
VECTRA B 1.6 i	16LZ2, X16XEL	10/95 ⇒ 07/03
VECTRA B 1.6 i 16V	X16XEL, X18XE	10/95 ⇒ 07/02
VECTRA B 1.8 FlexFuel	X18XE	01/99 ⇒ 09/00
VECTRA B 1.8 i 16V	X18XE, X20DTH	09/00 ⇒ 07/03
VECTRA B 2.0	C20SEL	10/95 ⇒ 04/02
VECTRA B 2.0 DI 16V	X20DTL	11/96 ⇒ 04/02
VECTRA B 2.0 DTi	X20DTH, C20SEL	05/97 ⇒ 07/03
VECTRA B 2.0 i	Z0NEJ	10/95 ⇒ 04/02
VECTRA B 2.0 i 16V	C20SEL, Y22DTR	10/95 ⇒ 07/03
VECTRA B 2.2 DTi	Y22DTR, Z18XE	07/00 ⇒ 04/02
VECTRA B 2.2 DTi 16V	Y22DTR	09/00 ⇒ 07/03
VECTRA B 2.2 i 16V	C22SEL	07/00 ⇒ 07/02
VECTRA B 2.5	X25XE	10/99 ⇒ 06/00
VECTRA B 2.5 i V6	X25XE	10/95 ⇒ 09/00
VECTRA B 2.6 i V6	Y26SE	09/00 ⇒ 07/03
VECTRA B i 500 2.5	X25XE	05/98 ⇒ 09/00
VECTRA C 1.6	Z16XE	08/05 ⇒ 08/08
VECTRA C 1.6 16V	Z16XE	06/04 ⇒ 09/08
VECTRA C 1.8	Z18XE	04/02 ⇒ 07/08
VECTRA C 1.8 16V	Z18XE, Y22DTR	04/02 ⇒ 09/08
VECTRA C 2.0 DTI	Y20DTH	10/03 ⇒ 08/05
VECTRA C 2.0 DTI 16V	Y20DTH	04/02 ⇒ 08/06
VECTRA C 2.2 DTi	Y22DTR, Y22DTR	10/03 ⇒ 06/08
VECTRA C 2.2 DTi 16V	Y22DTR, X16XEL	04/02 ⇒ 06/08
VECTRA C 3.2 V6	Z32SE	08/02 ⇒ 07/06
ZAFIRA A 1.6 16V	X16XEL, X16XEL	09/02 ⇒ 06/05
ZAFIRA A 1.6 CNG	Z16YNG	09/01 ⇒ 06/05
ZAFIRA A 1.6 LPG	X16XEL, X18XE1	04/99 ⇒ 06/05
ZAFIRA A 1.8	Z18XEL	02/03 ⇒ 06/05
ZAFIRA A 1.8 16V	X18XE1, X20DTL	09/00 ⇒ 06/05
ZAFIRA A 2.0 DI	X20DTL, X20DTL	07/99 ⇒ 06/00
ZAFIRA A 2.0 DI 16V	X20DTL, Z20LET	07/99 ⇒ 06/05
ZAFIRA A 2.0 DTI 16V	Y20DTH	09/00 ⇒ 06/05
ZAFIRA A 2.0 OPC	Z20LET, Z20LEH	09/01 ⇒ 06/05
ZAFIRA A 2.2 DTi	Y22DTR	01/02 ⇒ 06/05
ZAFIRA A 2.2 DTi 16V	Y22DTR	01/02 ⇒ 06/05
ZAFIRA B 1.6 CNG	Z16YNG	07/05 ⇒ 04/15
ZAFIRA B 2.0	Z20LEH, D223L	07/05 ⇒ 12/10

SAAB

9-3 1.8 i	Z18XE	01/04 ⇒ 02/15
9-3 2.2 TiD	D223L, Z20DM	03/98 ⇒ 09/02
9-5 2.2 TiD	D223L	03/02 ⇒ 12/09
9-5 3.0 V6 T	B308E	10/98 ⇒ 08/05
9-5 3.0 V6t	B308E	01/98 ⇒ 12/09
900 II 2.5 -24 V6	B258I	07/93 ⇒ 02/98
9000 3.0 -24 V6 CD/CDE	B308I	07/94 ⇒ 12/98
9000 3.0 -24 V6 CS/CSE	B308I	07/94 ⇒ 12/98

VAUXHALL

ANTARA 2.0 CDTi	Z20DM, Z20DM	08/06 ⇒ 04/15
ANTARA 2.0 CDTi 4x4	Z20DM, Z20DM	08/06 ⇒ 04/15
ANTARA 2.0 CDTi FWD	Z20DM, C14NZ	08/06 ⇒
ANTARA 2.4	Z24XE	08/06 ⇒ 04/15
ANTARA 2.4 4x4	Z24XE	08/06 ⇒ 04/15
ANTARA 2.4 LPG 4x4	Z24XE	08/06 ⇒
ASTRA III 1.4	14NV	09/91 ⇒ 09/93
ASTRA III 1.4 i	C14NZ, C16NZ	03/91 ⇒ 09/98
ASTRA III 1.4 i 16V	X14XE	01/96 ⇒ 03/01
ASTRA III 1.4 S	14NV	09/91 ⇒ 02/98
ASTRA III 1.6	C16SE	03/94 ⇒ 08/95
ASTRA III 1.6 i	C16NZ, C18XEL	09/91 ⇒ 12/98
ASTRA III 1.6 i 16V	X16XEL	01/94 ⇒ 09/98
ASTRA III 1.6 Si	C16SE	03/91 ⇒ 12/94
ASTRA III 1.7 D	17DR	03/91 ⇒ 09/98
ASTRA III 1.7 TD	X17DTL	01/94 ⇒ 09/98
ASTRA III 1.8	C18XE	09/94 ⇒ 08/96
ASTRA III 1.8 16V	C18XEL, C18XE	11/94 ⇒ 03/01
ASTRA III 1.8 i	C18NZ	09/91 ⇒ 09/98
ASTRA III 1.8 i 16V	C18XE, C20XE	06/93 ⇒ 02/98
ASTRA III 2.0 i	C20NE	09/91 ⇒ 09/98
ASTRA III 2.0 i 16V	C20XE, X14XE	09/91 ⇒ 09/98
ASTRA IV 1.4 16V	X14XE, X14XE	02/98 ⇒ 05/05
ASTRA IV 1.4 16V Dualfuel	X14XE, X16SZR	09/99 ⇒ 06/03
ASTRA IV 1.6	X16SZR, X16XEL	03/98 ⇒ 05/05
ASTRA IV 1.6 16V	X16XEL, X16SZR	02/98 ⇒ 10/05
ASTRA IV 1.6 Dualfuel	X16SZR, X18XE1	07/00 ⇒ 05/05
ASTRA IV 1.7 TD	X17DTL	02/98 ⇒ 08/00
ASTRA IV 1.8 16V	X18XE1, Z18XE	02/98 ⇒ 10/05
ASTRA IV 1.8 16V Dualfuel	Z18XE, X20	

VAUXHALL		
ASTRA IV 2.0 SRI Turbo	Z20LET	11/01 ⇒ 05/05
ASTRA IV 2.0 Turbo	Z20LET, Z20LEH	03/02 ⇒ 10/05
ASTRA IV 2.2 DTI	Y22DTR	09/02 ⇒ 05/05
ASTRA V 1.8	Z18XE	01/04 ⇒ 11/10
ASTRA V 2.0	Z20LEH	02/06 ⇒ 11/10
ASTRA V 2.0 Turbo	Z20LEH, C16NZ	01/04 ⇒ 11/10
ASTRA V 2.0 VXR	Z20LEH	02/09 ⇒ 11/10
ASTRAVAN I 1.4 i	C14NZ	01/91 ⇒ 10/94
ASTRAVAN I 1.6 i	C16NZ, X16SZR	01/91 ⇒ 08/98
ASTRAVAN I 1.7 D	17DR	01/91 ⇒ 08/94
ASTRAVAN I 1.7 TD	X17DTL	01/94 ⇒ 08/98
ASTRAVAN II 1.4 16V	Z14XE	09/00 ⇒ 05/05
ASTRAVAN II 1.6 Dualfuel	X16SZR, X16SZR	07/00 ⇒ 08/05
ASTRAVAN II 1.6 i	X16SZR, X20DTL	09/00 ⇒ 08/06
ASTRAVAN II 1.7 TD	X17DTL	08/98 ⇒ 08/06
ASTRAVAN II 2.0 DI	X20DTL, C20XE	08/98 ⇒ 08/06
ASTRAVAN II 2.0 DTI	Y20DTH	04/04 ⇒ 08/06
CALIBRA 2.0 i	C20NE	06/90 ⇒ 07/97
CALIBRA 2.0 i 16V	C20XE, C20XE	06/90 ⇒ 07/97
CALIBRA 2.0 i 16V 4x4	C20XE, C25XE	06/90 ⇒ 07/97
CALIBRA 2.0 i 4x4	C20NE	06/90 ⇒ 07/97
CALIBRA 2.0 i Turbo 4x4	C20LET	03/92 ⇒ 07/97
CALIBRA 2.5 iV6	C25XE, C12NZ	04/93 ⇒ 07/97
COMBO B 1.2	C12NZ, C14NZ	07/94 ⇒ 10/01
COMBO B 1.4	C14NZ, Z16SE	07/94 ⇒ 10/01
COMBO B 1.4 16V	X14XE	08/99 ⇒ 10/01
COMBO C 1.4 16V	Z14XE	10/01 ⇒ 05/07
COMBO C 1.6	Z16SE, Z16YNG	09/01 ⇒ 11/11
COMBO C 1.6 CNG	Z16YNG, Y16YNG	04/05 ⇒ 02/12
COMBO C 1.6 CNG 16V	Y16YNG, C12NZ	04/05 ⇒ 02/12
CORSA B 1.2 i	C12NZ, C14NZ	03/93 ⇒ 09/00
CORSA B 1.4 i	C14NZ, X22DTH	03/93 ⇒ 09/00
CORSA B 1.4 i 16V	X14XE	09/94 ⇒ 09/00
CORSA B 1.4 i S	C14SE	03/93 ⇒ 09/00
CORSA B 1.6 GSI 16V	C16XE	03/93 ⇒ 09/00
CORSA B 1.6 i 16V	X16XE	09/94 ⇒ 09/00
CORSA C 1.4 16V	Z14XE	09/00 ⇒ 10/06
CORSA C 1.8 16V	Z18XE	08/00 ⇒ 09/06
CORSAVAN I 1.4 i	C14NZ	01/94 ⇒ 09/00
FRONTERA B 2.2 DTI	X22DTH, X22SE	09/00 ⇒ 10/04
FRONTERA B 2.2 i	X22SE, 20SE	10/98 ⇒ 10/04
MERIVA I 1.6 i	Z16SE	01/03 ⇒ 06/10
MERIVA I 1.6 i 16V	Z16XE	01/03 ⇒ 09/05
MERIVA I 1.8 i 16V	Z18XE	05/03 ⇒ 06/10
OMEGA B 2.0	20SE, Y22XE	03/94 ⇒ 09/99
OMEGA B 2.0 16V	X20XEV	03/94 ⇒ 07/01
OMEGA B 2.0 DTI 16V	X20DTH	01/98 ⇒ 09/00
OMEGA B 2.2 16V	Y22XE, X16XEL	01/94 ⇒ 06/03
OMEGA B 2.2 DTI 16V	Y22DTH	08/00 ⇒ 07/03
OMEGA B 2.5 V6	X25XE	03/94 ⇒ 09/00
OMEGA B 2.6 V6	Y26SE	08/00 ⇒ 07/03
OMEGA B 3.0 V6	X30XE	04/94 ⇒ 07/00
OMEGA B 3.2 V6	Y32SE	02/01 ⇒ 07/03
SIGNUM 1.8	Z18XE	06/03 ⇒ 07/05
SIGNUM 2.0 DTI	Y20DTH	05/03 ⇒ 05/08
SIGNUM 2.2 DTI	Y22DTR	05/03 ⇒ 05/08
SIGNUM 3.2 V6	Z32SE	05/03 ⇒ 05/08
SINTRA 2.2 DTI	X22DTH	07/97 ⇒ 04/99
SINTRA 2.2 i 16V	X22XE	11/96 ⇒ 04/99
SINTRA 3.0 i 24V	X30XE	11/96 ⇒ 04/99
SPEEDSTER 2.0 Turbo	Z20LET	03/01 ⇒ 09/06
SPEEDSTER VXR20	Z20LET	03/01 ⇒ 09/06
TIGRA A 1.4 16V	X14XE	07/94 ⇒ 12/00
TIGRA A 1.6 16V	X16XE	07/94 ⇒ 12/00
TIGRA B 1.8	Z18XE	06/04 ⇒ 08/09
VECTRA 2.0 DualFuel	X20XEV	05/98 ⇒ 01/01
VECTRA B 1.6 i	X16SZR	08/95 ⇒ 03/02
VECTRA B 1.6 i 16V	X16XEL, X18XE	08/95 ⇒ 03/02
VECTRA B 1.8 Dualfuel	Z18XE	09/00 ⇒ 07/03
VECTRA B 1.8 i 16V	X18XE, X20DTH	09/00 ⇒ 07/03
VECTRA B 2.0 DI 16V	X20DTL	08/95 ⇒ 10/01
VECTRA B 2.0 DTi 16V	X20DTH, X16XEL	08/95 ⇒ 10/01
VECTRA B 2.0 Dualfuel	X20XEV	08/98 ⇒ 01/01
VECTRA B 2.0 i	Z0NEJ	10/95 ⇒ 03/02
VECTRA B 2.0 i 16V	X20XEV	10/95 ⇒ 01/01
VECTRA B 2.2 DTI 16V	Y22DTR	08/95 ⇒ 10/01
VECTRA B 2.5 i GSi	X25XE	03/98 ⇒ 07/00
VECTRA B 2.5 i V6	X25XE	09/95 ⇒ 08/00
VECTRA B 2.6 i V6	Y26SE	09/00 ⇒ 07/03
VECTRA C 1.6 16V	Z16XE	06/04 ⇒ 07/08
VECTRA C 1.8	Z18XEL	04/02 ⇒ 07/08
VECTRA C 1.8 16V	Z18XE	04/02 ⇒ 07/08
VECTRA C 1.8 16V Dualfuel	Z18XE	04/02 ⇒ 07/08
VECTRA C 2.0 DTI 16V	Y20DTH	04/02 ⇒ 10/08
VECTRA C 2.2 DTI 16V	Y22DTR	04/02 ⇒ 10/08
VECTRA C 3.2 V6	Z32SE	08/02 ⇒ 07/08
VX220 2.0 i Turbo	Z20LET	03/01 ⇒ 07/05
VX220 2.0 VXR	Z20LET	10/03 ⇒ 07/05

VAUXHALL		
ZAFIRA A 1.6 16V	X16XEL, X18XE1	04/99 ⇒ 08/05
ZAFIRA A 1.6 CNG	Z16YNG	09/01 ⇒ 06/05
ZAFIRA A 1.6 Dualfuel	X16XEL	11/98 ⇒ 08/05
ZAFIRA A 1.8 16V	X18XE1, Z20LEH	09/00 ⇒ 08/05
ZAFIRA A 1.8 Dualfuel	Z18XE	09/00 ⇒ 08/05
ZAFIRA A 2.0	Z20LET	06/02 ⇒ 06/05
ZAFIRA A 2.0 DI 16V	X20DTL	10/99 ⇒ 08/05
ZAFIRA A 2.0 DTI 16V	Y20DTH	04/99 ⇒ 08/05
ZAFIRA A 2.0 GSI Turbo	Z20LET	09/01 ⇒ 06/05
ZAFIRA A 2.2 D	Y22DTR	06/01 ⇒ 06/05
ZAFIRA B 1.6 CNG	Z16YNG	07/05 ⇒ 11/14
ZAFIRA B 2.0	Z20LEH, C16LZ	07/05 ⇒ 11/14

7.0070



1

ENGINE OIL PRESSURE WARNING LIGHT SWITCHES

Adatt./Suitable:

GENERAL MOTORS
90 240 259OPEL
12 52 560

				Bar
24	M 14 x 1,5			0.40 0.80

OPEL

ASCONA C 1.6 i Cat	C16LZ, C14NZ	09/86 ⇒ 08/88
CORSA A 1.3	C13N	09/85 ⇒ 10/87
CORSA A 1.3 i	C13N	09/86 ⇒ 09/90
CORSA A 1.4 i	C14NZ, C16LZ	01/85 ⇒ 03/93
CORSA A 1.6 GSI	C16NZ	08/88 ⇒ 09/92
KADETT E 1.3 i Cat	C13N	09/85 ⇒ 08/91
KADETT E 1.4 i	C14NZ	01/90 ⇒ 07/94
KADETT E 1.6 i	C16NZ	09/86 ⇒ 07/94
KADETT E 1.6 i Cat	C16LZ, C16NZ	09/86 ⇒ 02/93
VECTRA A 1.6 i	C16NZ, C16NZ	09/88 ⇒ 11/95
VECTRA A 1.6 i Cat	C16NZ, N47D20A	09/88 ⇒ 11/95

7.0071



1

ENGINE OIL PRESSURE WARNING LIGHT SWITCHES

Adatt./Suitable:

BMW

1 710 509
12 61 0 150 684
12 61 1 710 509
12 61 1 730 160
12 61 2 367 061
12 61 7 568 480
12 61 7 620 512
12 61 8 611 273
17 10 5 092 A
17 30 1 59
17 30 5 78
2 367 061
7 568 480
7 620 512
8 611 273

GENERAL MOTORS

93 175 295

HONDA

37240-P5T-G01

LAND ROVER

1730160
LR005792
LR058003
NUC000040
NUC100280L
STC2252

MG

NUC100280
NUC100350

MINI

12 61 1 710 509
12 61 1 730 160
12 61 2 367 061
12 61 7 568 480
12 61 7 620 512
12 61 8 611 273

OPEL

12 52 552
12 52 569
12 52 579
93175295
93192012

ROVER

NUC100280
NUC100350

TOYOTA

83530-WA011

MARKET DIFFUSION: HIGH



				Bar
24	M 12 x 1,5			0.30

ALPINA

B6 4.4 Biturbo 4x4 [USA]	N63M20A	03/14 ⇒
B7 4.4 Biturbo [USA]	N63M20A	01/11 ⇒
B7 4.4 Biturbo 4x4 [USA]	N63M20A	01/12 ⇒
B7 BITURBO	N63M10A	03/09 ⇒ 06/12
B7 BITURBO Trazione integrale	N63M10A	09/10 ⇒ 06/12

BMW

1 1116 d	N47D20A, N43B20A	11/08 ⇒ 09/12
1 1116 i	N43B20A, M47D20(204D4)	11/03 ⇒ 12/11
1 1118 d	M47D20(204D4), N46B20B	11/03 ⇒ 12/13
1 1118 i	N46B20B, M47D20(204D4)	07/04 ⇒ 12/13
1 1118i	N46B20B	09/04 ⇒ 02/08
1 1120 d	M47D20(204D4), N46B20B	03/03 ⇒ 12/13
1 1120 i	N46B20B, N47D20B	11/03 ⇒ 12/13
1 1123 d	N47D20B, N52B30A	03/07 ⇒ 12/13
1 1125 i	N52B30A, N51B30A	10/07 ⇒
1 1128 i	N51B30A, N52B30A	03/08 ⇒
1 1130 i	N52B30A, N47D16A	03/05 ⇒ 09/12
1 1135 i	N54B30A	10/07 ⇒ 12/13
1 1135i Cabrio	N54B30A	01/08 ⇒
1 1 M Coupe	N54B30A	04/11 ⇒ 06/12
1 11 114 d	N47D16A	07/12 ⇒
1 11 116 d	N47D16A, N47D20C	12/10 ⇒
1 11 118 d	N47D20C	12/10 ⇒
1 11 118 d xDrive	N47D20C	05/13 ⇒
1 11 120 d	N47D20C, N47D20C	12/10 ⇒
1 11 120 d xDrive	N47D20C, B47D20A	01/11 ⇒

BMW			BMW			BMW		
1 II 125 d	N47D20D	08/11 →	3 IV 330 xi	M54B30(30653), S54B32(32654)	06/00 → 07/06	5 IV 523 i	M52B25(25653), M57D25(256D1)	11/95 → 09/00
2 218 d	B47D20A, B47D20A	01/14 →	3 IV 330i Coupe Xi [ExtraEU]	N52B30A	09/06 → 09/08	5 IV 525 d	M57D25(256D1), M54B25(25655)	02/00 → 05/04
2 220 d	B47D20A, M40B16(164E1)	10/12 →	3 IV M3	S54B32(32654), S54B32(32654)	06/00 → 07/06	5 IV 525 i	M54B25(25655), M51D25(256T1)	09/00 → 05/04
2 225 d	N47D20D	01/14 →	3 IV M3 3.2	S54B32(32654), M47D20(204D4)	04/01 → 12/07	5 IV 525 td	M51D25(256T1)	01/97 → 06/03
3 II 316 i	M40B16(164E1), M10B18(184EA)	09/87 → 06/94	3 IV 316 d	N47D20C	07/09 → 06/12	5 IV 525 tds	M51D25(256T1), M52B28(28651)	01/96 → 05/04
3 II 318 i	M10B18(184EA), M20B20	09/82 → 06/94	3 IV 316 i	N45B16A	09/05 → 10/11	5 IV 528 i	M52B28(28651), M52B28651	11/95 → 09/00
3 II 318 is	M42B18(184S1)	09/89 → 08/91	3 IV 318 i	M47D20(204D4), N46B20B	03/05 → 06/12	5 IV 528i Touring	M52B28651, M57D30(306D1)	02/97 → 07/00
3 II 320 i	M20B20, M20B27(276KA)	09/82 → 10/93	3 IV 320 d	M47D20(204D4), N47D20C	12/04 → 12/13	5 IV 530 d	M57D30(306D1), M54B30(30653)	08/98 → 05/04
3 II 320 is	S14B20(204EA)	05/88 → 12/90	3 IV 320 d xDrive	N47D20C, N46B20A	02/08 → 06/13	5 IV 530 i	M54B30(30653), M62B35(35851)	09/00 → 05/04
3 II 324 d	M21D24(246DA)	09/85 → 08/91	3 IV 320 i	N46B20A, --	06/04 → 12/13	5 IV 535 i	M62B35(35851), M62B44(44851)	04/96 → 03/99
3 II 324 td	M21D24(246TB)	09/87 → 06/93	3 IV 320 xi	N45B20A	09/05 → 08/06	5 IV 540 i	M62B44(44851), S62B50(50851)	04/96 → 05/04
3 II 325 e 2.7	M20B27(276KA), M20B25(256E1)	10/83 → 12/88	3 IV 320 xd	--, N52B25A	03/07 →	5 IV M5	S62B50(50851), M47D20(204D4)	10/98 → 06/03
3 II 325 i	M20B25(256E1), M20B25(256E1)	09/83 → 10/93	3 IV 323 i	N52B25A, M57D30(306D3)	09/05 →	5 VI GT 520 d	N47D20C, N57D30A	04/11 → 02/17
3 II 325 iX	M20B25(256E1), S14B23(234EA)	03/86 → 10/93	3 IV 325 d	M57D30(306D3), N52B25A	09/06 → 12/13	5 VI GT 530 d	N57D30A, N57D30A	08/09 → 02/17
3 II M3 2.3	S14B23(234EA), M40B16(164E1)	07/85 → 06/91	3 IV 325 i	N52B25A, N52B25A	12/04 →	5 VI GT 530 d xDrive	N57D30A, N57D30B	06/10 → 02/17
3 II M3 EVO 1.2.3	S14B23(234EA)	10/88 → 10/90	3 IV 325 i xDrive	N52B25A, N52B25A	09/08 → 12/13	5 VI GT 535 d	N57D30B, N57D30B	03/10 → 02/17
3 III 316 g	M43B16(164E2)	03/94 → 08/00	3 IV 325 xi	N52B25A, N51B30A	01/05 →	5 VI GT 535 d xDrive	N57D30B, N63B44A	03/10 → 02/17
3 III 316 i	M40B16(164E1), M40B18(184E1)	09/90 → 08/00	3 IV 328 i	N51B30A, N51B30A	07/05 →	5 VI GT 550 i	N63B44A, N63B40A	08/09 → 02/17
3 III 318 i	M40B18(184E1), M42B18(184S1)	12/90 → 10/99	3 IV 328 xi	M57D30(306D3)	09/06 →	5 VI GT 550 i xDrive	N63B40A, N52B30A	06/10 → 03/14
3 III 318 is	M42B18(184S1), M42B18(184S1)	03/92 → 04/99	3 IV 330 d	M57D30(306D3), N52B30A	12/04 → 12/13	5 V 520 d	M47D20(204D4), M542265T	02/05 → 05/10
3 III 318 tds	M41D17(174T1)	03/94 → 05/01	3 IV 330 d xDrive	N57D30A	09/08 → 06/13	5 V 520 i	M542265T, N46B20B	07/03 →
3 III 318 ti	M42B18(184S1), M50B20(206S1)	11/94 → 08/95	3 IV 330 i	N52B30A, M57D30(306D3)	12/04 → 12/13	5 V 520Li	N46B20B, N52B25A	09/07 →
3 III 320 i	M50B20(206S1), M52B25(256S3)	09/90 → 10/99	3 IV 330 xd	M57D30(306D3), N52B30A	09/05 → 06/12	5 V 523 i	N52B25A, N52B25A	10/04 →
3 III 323 i	M52B25(256S3)	03/95 → 10/99	3 IV 330 xi	M57D30(306D3), N52B30A	09/05 → 12/13	5 V 523Li	N52B25A, M57D25(256D1)	07/05 →
3 III 323 i 2.5	M52B25(256S3)	03/95 → 02/98	3 IV 335 d	M57D30(306D5), N54B30A	03/06 → 03/13	5 V 525 d	M57D25(256D1), M57D30(306D3)	03/04 →
3 III 323 ti	M52B25(256S3), M50B25(256S1)	08/97 → 08/00	3 IV 335 i	N54B30A, N54B30A	11/05 → 10/13	5 V 525 d xDrive	M57D30(306D3), M54B25(25655)	09/07 → 05/10
3 III 325 i	M50B25(256S1), S50B30(306S1)	09/90 → 04/99	3 IV 335 i xDrive	N54B30A, B47D20A	05/08 → 12/13	5 V 525 i	M54B25(25655), M57D30(306D3)	09/03 →
3 III 325 tds	M51D25(256T1)	05/93 → 02/98	3 IV 335 xi	N54B30A	09/06 → 02/10	5 V 525 xd	M57D30(306D3), N52B25A	11/06 → 09/08
3 III 328 i	M52B28(28651)	08/94 → 12/99	3 IV M	S65B40A	03/07 → 10/13	5 V 525 xi	N52B25A, N52B25A	07/05 →
3 III M3 3.0	S50B30(306S1), M43B16(164E3)	10/92 → 10/95	3 VI 316 d	N47D20C	05/11 →	5 V 525Li	N52B25A, M57D30(306D2)	07/05 →
3 III M3 3.2	S50B32(326S1)	09/95 → 04/99	3 VI 318 d	B47D20A, B47D20A	05/11 →	5 V 528 i	N52B30A	09/08 → 12/09
3 IV 316 Ci	M43B16(164E3), M43B16(164E3)	04/00 →	3 VI 318 d xDrive	N47D20C	11/12 → 05/15	5 V 528 xi	N52B30A	03/07 →
3 IV 316 i	M43B16(164E3), N40B16A	04/00 → 02/05	3 VI 320 d	B47D20A, B47D20A	03/11 →	5 V 530 d	M57D30(306D2), M57D30(306D3)	09/02 → 05/10
3 IV 316 ti	N40B16A, M43B19(194E1)	06/01 → 02/05	3 VI 320 d xDrive	B47D20A, B47D20B	05/11 →	5 V 530 d xDrive	M57D30(306D3), M5430653	09/07 → 05/10
3 IV 316i Coupe	M43164E3	04/99 → 02/02	3 VI 325 d	B47D20B, B47D20A	07/12 →	5 V 530 i	M5430653, M57D30(306D3)	12/01 →
3 IV 318 Ci	M43B19(194E1), M47D20(204D1)	12/00 → 12/07	3 VI 328 d [USA]	--	10/11 →	5 V 530 xd	M57D30(306D3), N52B30A	02/05 → 08/07
3 IV 318 d	M47D20(204D1), M43B19(194E1)	09/01 → 02/05	3 VI 328 d xDrive [USA]	--	10/11 →	5 V 530 xi	N52B30A, N52B30A	09/04 → 05/10
3 IV 318 i	M43B19(194E1), M47D20(204D4)	09/01 → 02/05	3 VI 330 d	N57D30A	01/12 →	5 V 530Li	N52B30A, M57D30(306D4)	07/05 →
3 IV 318 td	M47D20(204D4), N42B20A	03/03 → 02/05	3 VI 330 d xDrive	N57D30A	01/12 →	5 V 535 d	M57D30(306D4), N62B48A	09/04 → 12/10
3 IV 318 ti	N42B20A, M47D20(204D4)	03/01 → 12/04	4 418 d	N57D30B	11/12 →	5 V 535 i	N54B30A	04/06 → 12/09
3 IV 320 Cd	M47D20(204D4), M52B20(20654)	11/03 → 12/07	4 418 d xDrive	B47D20A, B47D20A	03/14 →	5 V 535xi	N54B30A	03/07 →
3 IV 320 Ci	M52B20(20654), M47D20(204D1)	01/00 → 12/07	4 420 d	B47D20A, B47D20A	07/13 →	5 V 540 i	N62B40A	09/05 → 02/10
3 IV 320 d	M47D20(204D1), M52B20(20654)	03/00 → 02/05	4 420 d xDrive	B47D20A, N57D30A	11/13 →	5 V 545 i	N62B44A	09/03 → 12/10
3 IV 320 i	M52B20(20654), M47D20(204D4)	09/00 → 02/05	4 425 d	N47D20D	01/14 →	5 V 550 i	N62B48A, N47D20C	07/05 → 12/10
3 IV 320 td	M47D20(204D4), M52B25(25654)	09/01 → 02/05	4 430 d	N57D30A, N57D30A	10/13 →	5 V M5	S85B50A	09/04 → 03/10
3 IV 320d	M47D20D4D1	02/98 → 06/01	4 430 d xDrive	N57D30A, M20B20(206EA)	11/13 →	5 VI 518 d	N47D20C, N47D20C	10/12 →
3 IV 320i	M52B20(20654), M47D20(204D4)	09/00 → 02/05	4 435 d xDrive	N57D30B	11/13 →	5 VI 520 d	N47D20C, N47D20C	01/09 →
3 IV 320td	M47D20(204D4), M52B25(25654)	09/01 → 02/05	5 II 520 i	M20B20(206EA), M20B27(276EA)	06/81 → 12/87	5 VI 520 d xDrive	N47D20C, N52B25A	01/13 →
3 IV 320d	M47D20D4D1	02/98 → 06/01	5 II 525 e	M20B27(276EA), M40B18(184E1)	09/81 → 12/87	5 VI 523 i	N52B25A, N47D20D	01/09 → 08/11
3 IV 320i	M52B20654	02/98 → 07/00	5 III M5	S38B35(356ED)	08/85 → 12/87	5 VI 525 d	N47D20D, N57D30A	11/09 →
3 IV 323 Ci	M52B25(25654), -(24653)	04/99 → 09/00	5 III 518 g	M43B18(184E2)	11/95 → 06/96	5 VI 525 d xDrive	N47D20D	01/11 →
3 IV 323 i	-(24653), M54B25(25655)	03/98 → 12/03	5 III 518 i	M40B18(184E1), M20B20(206KA)	08/89 → 01/97	5 VI 525 i	N57D30A, N57D30A	03/10 →
3 IV 323i	M52B25654	02/98 → 07/00	5 III 520 i	M20B20(206KA), M50B20(206S1)	01/88 → 01/97	5 VI 525 d xDrive	N47D20D	01/11 →
3 IV 325 Ci	M54B25(25655), -(24654)	09/00 →	5 III 520 i 24V	M50B20(206S1), M20B25(256K1)	09/89 → 09/95	5 VI 528 i	N52B30BF	03/10 →
3 IV 325 i	-(24654), M54B25(25655)	09/00 →	5 III 524 td	M21D24(246TB)	03/88 → 09/95	5 VI 530 d	N57D30A, N57D30A	01/09 →
3 IV 325 ti	M54B25(25655), M54B25(25655)	06/01 → 02/05	5 III 525 i	M20B25(256K1), M50B25(256S1)	01/88 → 01/97	5 VI 530 d xDrive	N57D30A, N57D30B	07/10 →
3 IV 325 xi	M54B25(25655), N52B25A	09/00 → 02/05	5 III 525 i 24V	M50B25(256S1)	09/89 → 12/95	5 VI 530 i	N52B30A	03/10 → 05/13
3 IV 325i Coupe [ExtraEU]	N52B25A, M52B28(28652)	03/10 → 06/13	5 III 525 ix	M50B25(256S1)	02/92 → 01/97	5 VI 535 d	N57D30B, N63B44A	03/10 →
3 IV 328 Ci	M52B28(28652), M52B28(28652)	04/99 → 06/00	5 III 525 iX 24V	M50B25(256S1), S38B36(36651)	10/91 → 09/95	5 VI 535 d xDrive	N57D30B	01/11 →
3 IV 328 i	M52B28(28652), M57D30(306D2)	02/98 → 06/00	5 III 525 td	M51D25(256T1)	03/93 → 01/97	5 VI 550 i	N63B44A, N63B44A	01/09 →
3 IV 330 Cd	M57D30(306D2), M54B30(30653)	03/03 → 12/07	5 III 525 tds	M51D25(256T1)	09/91 → 01/97	5 VI 550 i xDrive	N63B44A, N47D20C	08/10 → 10/16
3 IV 330 Ci	M54B30(30653), M57D30(306D1)	06/00 → 12/07	5 III 530 i	M30B30(306KA)	01/88 → 08/91	5 VI M5 500 d xDrive	N57D30C	10/10 →
3 IV 330 d	M57D30(306D1), M54B30(30653)	03/03 → 02/05	5 III 530 i V8	M60B30(308S1)	09/92 → 01/97	5 VI M5	S63B44B	10/10 → 10/16
3 IV 330 i	M54B30(30653), M57D30(306D1)	06/00 → 04/05	5 III 535 i	M30B34(346KB)	01/88 → 09/95	5 VI M5 Competition	S63B44B	02/13 → 10/16
3 IV 330 xd	M57D30(306D1), M54B30(30653)	01/00 → 05/05	5 III 540 i	M60B40(408S1)	09/93 → 01/97	5 VI M5 Edition 30	S63B44B	07/14 → 10/16
			5 III 540 i V8	M60B40(408S1)	09/92 → 09/95	6 II 630 i	N52B30A, M57D30(306D5)	02/04 → 07/10
			5 III M5	M60B40(408S1)	09/92 → 09/95	6 II 635 d	M57D30(306D5), N63B44A	07/07 → 07/10
			5 III M5 Cat	S38B36(36651), M47D20(204D1)	10/88 → 01/97	6 II 645 Ci	N62B44A	01/04 → 08/05
			5 IV 520 d	M47D20(204D1), M52B20(206S3)	10/88 → 05/92	6 II 650 i	N62B48B	07/05 → 07/10
			5 IV 520 i	M52B20(206S3), M52B25(256S3)	02/00 → 09/03	6 III 640 d	N57D30B	11/10 →
						6 III 640 d xDrive	N57D30B	09/11 →
						6 III 650 i	N63B44A, N63B40A	11/10 →
						6 III 650 i xDrive	N63B40A, S63B44B	06/11 →

BMW			BMW			BMW		
6 III 650 i xDrive 4.0	N63B40A	06/11 →	X3 I xDrive 30 i	N52B30A, N57D30A	09/08 → 12/11	Z4 I 3.0 si	N52B30A, S54B32(32654)	01/06 →
6 III M6	S63B44B, M30B30(306EA)	12/12 →	X3 I xDrive 35 d	M57D306D5	09/08 → 08/11	Z4 I M	S54B32(32654), N52B25A	03/06 → 02/09
7 II 730 i,IL	M30B30(306EA), M30B34(346KB)	12/86 → 09/94	X3 II sDrive 18 d	N47D20C	08/11 →	Z4 II sDrive 23 i	N52B25A, N52B30A	05/09 →
7 II 730 i,IL V8	M60B30(30851)	04/92 → 09/94	X3 II xDrive 20 d	N47D20C	09/10 →	Z4 II sDrive 30 i	N52B30A, N52B30B	05/09 →
7 II 735 i,IL	M30B34(346KB), M52B28(28651)	09/86 → 09/92	X3 II xDrive 28 d	N47D20C	09/14 →	Z4 II sDrive 35 i	N54B30A	05/09 →
7 II 740 i,IL V8	M60B40(40851)	04/92 → 09/94	X3 II xDrive 30 d	N57D30A, N57D30A	05/11 →	Z4 II sDrive 35 is	N54B30A	09/10 →
7 III 725 tds	M51D25(256T1)	04/96 → 11/01	X3 II xDrive 35 d	N57D30B	09/11 →	Z4 II sDrive30i	N52B30B, S62B50(50851)	05/09 →
7 III 728 i, IL	M52B28(28651), M57D30(306D1)	08/95 → 11/01	X5 III M	S63B44B	12/14 →	Z8 4.9	S62B50(50851), 11L	06/00 → 06/03
7 III 728i X	M52B28(28651)	11/95 → 09/01	X5 III M 50 d	N57D30C	07/13 →	HONDA		
7 III 730 d	M57D30(306D1), M62B44(44851)	04/00 → 11/01	X5 III sDrive 25 d	B47D20B, B47D20B	11/13 →	ACCORD VI 2.0 TDi	20T2N	12/99 → 10/00
7 III 735 i, IL	M62B35(35851)	01/96 → 12/98	X5 III xDrive 25 d	B47D20B, N57D30A	11/13 →	ACCORD VI 2.0 Turbo DI	20T2N	02/99 → 12/02
7 III 740 d	M67D39(398D1)	05/99 → 11/01	X5 III xDrive 30 d	N57D30A, N57D30B	07/13 →	CIVIC VI 2.0 i D	20T2N	04/98 → 02/01
7 III 740 i, IL	M62B44(44851), M73B54(54121)	01/96 → 11/01	X5 III xDrive 35 d [USA]	N57D30A	01/13 →	CIVIC VI 2.0 i TD	20T2R	01/97 → 02/01
7 III 750 i, IL	M73B54(54121), M57D30(306D2)	09/94 → 11/01	X5 III xDrive 40 d	N57D30B, N57D30A	12/13 →	CIVIC VI 2.0 TDiC	20T2N	11/97 → 10/00
7 IV 730 d	M57D30(306D2), M54B30(30653)	06/02 → 07/08	X5 III xDrive 50 i	N63B44B	07/13 →	CIVIC 2.0 TDi	20T2N	04/98 → 02/01
7 IV 730 i, Li	M54B30(30653), M57D30(306D3)	03/03 → 07/08	X5 III xDrive 50i	N63B40A	07/13 →	LAND ROVER		
7 IV 730 i, Li	N52B30B	03/05 →	X4 xDrive 30 d	N57D30A, N57D30(306D1)	04/14 → 03/18	DEFENDER 2.5 90, 110 TDI	--	08/98 →
7 IV 730 Ld	M57D30(306D3), M67D39(398D1)	07/05 → 08/08	X4 xDrive 35 d	N57D30B	04/14 → 03/18	DEFENDER 2.5 TDI 4x4	11L, 35D	08/90 → 12/01
7 IV 735 i, Li	N62B36A	11/01 → 02/05	X5 I 3.0 d	M57D30(306D1), M54B30(30653)	05/01 → 12/06	DEFENDER 2.8 90, 110	--	09/00 →
7 IV 740 d	M67D39(398D1), M67D44(448D1)	10/02 → 02/05	X5 I 3.0 i	M54B30(30653), M62B44(44852)	05/00 → 12/06	DISCOVERY II 4.0 V8 4x4	35D, 204D3	11/98 → 06/04
7 IV 740 i, Li	N62B40A	07/05 → 07/08	X5 I 4.4 i	M62B44(44852), M62B46(46851)	05/00 → 09/06	DISCOVERY II 4.6 V8 [USA]	--	01/03 → 06/04
7 IV 745 d	M67D44(448D1), N73B60A	03/05 → 07/08	X5 I 4.6 is	M62B46(46851), M57D30(306D3)	02/02 → 12/03	FREELANDER 1.8 16V 4x4	18K4F	11/00 → 10/06
7 IV 745 i, Li	N62B44A	11/01 → 07/08	X5 I 4.8 is	N62B48A	04/04 → 09/06	FREELANDER 1.8 4x4	18K4F	10/00 → 10/06
7 IV 750 i, Li	N62B48B	07/05 → 07/08	X5 II 3.0 d	M57D30(306D3), M57D30(306D5)	02/07 → 09/08	FREELANDER 1.8 i 16V 4x4	18K4F	02/98 → 10/06
7 IV 760 i, Li	N73B60A, N57D30A	11/01 → 12/09	X5 II 3.0 sd	M57D30(306D5), N52B30A	10/07 → 03/10	FREELANDER 2.0 Td4 4x4	204D3, 25K4F	10/00 → 10/06
7 IV B7 Alpina	H1	01/06 →	X5 II 3.0 si	N52B30A, M57D306D3	02/06 → 09/08	FREELANDER 2.5 V6 4x4	25K4F, 256T(BMW)	11/00 → 10/06
7 V 730 d	N57D30A, N52B30A	02/08 → 05/15	X5 II 4.8 i	N62B48B	02/07 → 09/08	RANGE ROVER II 2.5 D 4x4	256T(BMW), 42D	07/94 → 03/02
7 V 730 d LCI	N57D30A	01/11 →	X5 II M 50 d	S63B44A	09/09 → 06/13	RANGE ROVER II 3.9 4x4	42D	07/94 → 03/02
7 V 730 d xDrive	N57D30A	11/11 → 05/15	X5 II xDrive 30 d	N57D30C	08/11 → 06/13	RANGE ROVER II 4.0 4x4	42D, 46D	01/95 → 03/02
7 V 730i	N52B30A, N52B30A	01/09 → 08/15	X5 II xDrive 30 i	M57D306D3, N52B30A	10/08 → 07/13	RANGE ROVER II 4.6 4x4	46D, 306D1	07/94 → 03/02
7 V 730i Li	N52B30A, N57D30B	01/09 → 08/15	X5 II xDrive 35 d	M57D30(306D5), B47D20B	09/08 → 06/13	RANGE ROVER III 3.0 D 4x4	306D1, 448PN	03/02 → 08/12
7 V 730Ld	N57D30A	06/08 →	X5 II xDrive 40 d	N57D30B	09/10 → 06/13	RANGE ROVER III 3.6 D 4x4	36DDEX	04/06 → 08/12
7 V 740 d	N57D30B, N57D30B	09/09 → 12/15	X5 II xDrive 48 i	N62B48B	09/08 → 06/13	RANGE ROVER III 4.4 4x4	448PN, 204D2	03/02 → 08/12
7 V 740 d LCI [USA]	N57D30B	01/11 →	X5 II xDrive 50 i	N63B44A	07/09 → 06/13	MG		
7 V 740 d LCI xDrive [USA]	N57D30B	01/11 →	X6 I 30 d	M57D30(306D3)	05/08 → 08/08	EXPRESS 1.4	14K4F	03/03 → 05/05
7 V 740 d xDrive	N57D30B, N63B44A	09/09 → 12/15	X6 I 35 d	M57D30(306D5)	05/08 → 08/08	EXPRESS 1.8	18K4F	03/03 → 05/05
7 V 740 i	N54B30A	10/08 → 12/15	X6 I 35 i	N54B30A	05/08 → 08/08	EXPRESS 160	18K4K	03/03 → 05/05
7 V 740Ld xDrive [USA]	N57D30A	01/13 →	X6 I 50 i	N63B44A	05/08 → 06/14	EXPRESS 2.0 TD	20T2N	03/03 → 05/05
7 V 750 d xDrive	N57D30C	07/12 → 12/15	X6 I ActiveHybrid	N63B44A	01/09 → 10/11	MGF 1.8 i VVC	18K4K	10/01 → 03/02
7 V 750 i	N63B44A, N63B44A	10/08 → 12/15	X6 I ActiveHybrid xDrive	N63B44A	01/09 → 10/11	MGF 1.8 i 16V	18K4F	03/95 → 03/02
7 V 750Li xDrive	N63B44A, IB1P25B	09/09 → 12/15	X6 I M	S63B44A	07/08 → 06/14	MGF 1.8 i VVC	18K4K	03/95 → 03/02
7 V 760 i	N74B60A	09/09 → 12/15	X6 I M 50 d	N57D30C	08/11 → 06/14	MG TF 120	18K4F	03/02 → 12/09
7 V ActiveHybrid	N63B44A	09/09 → 06/12	X6 I X6 xDrive 30d	N57D30A, N57D30(306D3)	09/08 → 07/14	MG TF 135	18K4F	03/02 → 12/09
8 840 Ci	M62B44(44851)	01/96 → 12/99	X6 I xDrive 30 d	M57D30(306D3), M57D30(306D5)	04/08 → 07/14	MG TF 160	18K4K	03/02 → 12/09
8 850 Ci	M73B54(54121)	09/94 → 12/99	X6 I xDrive 35 d	M57D30(306D5), N54B30A	01/08 → 03/10	MG ZR 105	14K4F	06/01 → 04/05
I3 Range Extender	IB1P25B, N47D20C	08/13 →	X6 I xDrive 35 i	N54B30A, N57D30A	06/07 → 06/14	MG ZR 120	18K4F	06/01 → 04/05
I3 s Range Extender	W20K06A	11/17 →	X6 I xDrive 40 d	N57D30B	07/09 → 06/14	MG ZR 160	18K4K	06/01 → 04/05
X1 sDrive 16 d	N47D20C	04/12 → 06/15	X6 I xDrive 50 i	N63B44A	10/07 → 06/14	MG ZS 1.6	16K4F	07/03 → 04/05
X1 sDrive 18 d	N47D20C, N46B20B	03/09 → 06/15	X6 II M	S63B44B	12/14 →	MG ZS 120	18K4F	07/01 → 10/05
X1 sDrive 18 i	N46B20B, N47D20C	03/09 → 06/15	X6 II M 50 d	N57D30C	08/14 →	MG ZS 2.0 TD	20T2N	01/04 → 10/05
X1 sDrive 20 d	N47D20C, N47D20C	10/09 → 06/15	X6 II xDrive 30 d	N57D30A, N63B40A	08/14 →	MG ZT 1.8 16V	18K4F	01/03 → 07/05
X1 xDrive 18 d	N47D20C, N47D20C	03/09 → 06/15	X6 II xDrive 40 d	N57D30B	12/14 →	MG ZT 1.8 T 16V	18K4G	01/03 → 07/05
X1 xDrive 20 d	N47D20C, N47D20C	10/09 → 06/15	X6 II xDrive 50 i	N63B40A, S50B32651	08/14 →	MG ZT 160	25K4F	06/01 → 07/05
X1 xDrive 23 d	N47D20C, M47D20(204D4)	10/09 → 06/15	X6 II xDrive 50 i [USA]	N63B44B	08/14 →	MG ZT 180	25K4F	02/04 → 10/05
X1 xDrive 25 d	N47D20D	10/09 → 06/15	Z1 2.5	M20B25(256K1)	06/88 → 06/91	MG ZT 190	25K4F	06/01 → 07/05
X1 xDrive 25 i	N52B30A	01/10 → 06/15	Z SERIES 3.2	S50B32651, M43B18(184E2)	04/97 → 06/01	MG ZT 2.0 CDTi	204D2, 204D2	06/02 → 07/05
X1 xDrive 28 i	N52B30A	10/09 → 06/15	Z SERIES Z4 sDrive 35i Cabrio [ExtraEU]	N54B30A	01/09 →	MG ZT-T 1.8 16V	18K4F	01/03 → 07/05
X3 I 2.0 d	M47D20(204D4), M54B25(25655)	11/03 → 03/09	Z3 1.8 i	M43B18(184E2), M43B19(194E1)	10/95 → 10/98	MG ZT-T 1.8 T 16V	18K4G	01/03 → 07/05
X3 I 2.0 i	N46B20B	07/05 → 08/08	Z3 1.9 i	M43B19(194E1), M52B20(20654)	10/95 → 03/99	MG ZT-T 160	25K4F	10/01 → 07/05
X3 I 2.5 i	M54B25(25655), N52B25A	01/04 → 08/06	Z3 2.0 i	M52B20(20654), M54B22(22651)	04/99 → 01/03	MG ZT-T 180	25K4F	02/04 → 10/05
X3 I 2.5 si	N52B25A, N52B25A	08/06 → 08/08	Z3 2.2 i	M54B22(22651), M52B28(28651)	08/00 → 01/03	MG ZT-T 190	25K4F	10/01 → 07/05
X3 I 2.5 si xDrive	N52B25A, M57D30(306D2)	08/06 → 08/08	Z3 2.8 i	M52B28(28651), M54B30(30653)	01/96 → 07/00	MG ZT-T 2.0 CDTi	204D2, N47C20A	06/02 → 07/05
X3 I 3.0 d	M57D30(306D2), M54B30(30653)	01/04 → 08/08	Z3 3.0 i	M54B30(30653), S50B32(32651)	06/00 → 06/03	ZS 1.4	14K4F	08/01 → 12/05
X3 I 3.0 i xDrive	M54B30(30653), M57D30(306D5)	01/04 → 08/06	Z3 M	S50B32(32651), S50B32(32651)	06/01 → 06/03	MINI		
X3 I 3.0 sd	M57D30(306D5), N52B30A	09/06 → 08/08	Z3 M 3.2	S50B32(32651), N46B20A	06/01 → 01/03	MINI II Cooper D	N47C16A, N47C16A	05/09 → 10/16
X3 I 3.0 si	N52B30A, N47D20C	09/06 → 08/08	Z4 I 2.0 i	N46B20A, M54B22(22651)	03/05 → 02/09	MINI II Cooper D ALL4	N47C16A, 25DT	01/10 → 09/16
X3 I xDrive 18 d	N47D20C, N52B25A	09/08 → 12/11	Z4 I 2.2 i	M54B22(22651), M54B25(25655)	10/03 → 10/05	MINI II Cooper SD	N47C20A	01/10 → 10/16
X3 I xDrive 2.5i	N52B25BF	09/06 →	Z4 I 2.5 i	M54B25(25655), N52B25A	02/03 →	MINI II Cooper SD ALL4	N47C20A	01/10 → 09/16
X3 I xDrive 20 d	N47D20C	09/07 → 08/10	Z4 I 2.5 si	N52B25A, M54B30(30653)	09/05 →	MINI II One D	N47C16A	01/10 → 10/16
X3 I xDrive 20 i	N46B20B	09/08 → 08/11	Z4 I 3.0 i	M54B30(30653), N52B30A	02/03 →	MINI 2.0 Cooper D	N47C20A	03/11 → 10/16
X3 I xDrive 25 i	N52B25A, M57D30(306D3)	09/08 → 08/10				MINI 2.0 Cooper DX	N47C20A	03/11 → 09/16
X3 I xDrive 3.0si	N52B30B	09/06 →				MINI 2.0 Cooper SD	N47C20A	03/11 → 10/16
X3 I xDrive 30 d	M57D30(306D3), N52B30A	09/08 → 08/10				MINI 2.0 Cooper SDX	N47C20A	03/11 → 09/16
						MINI 2.0 D	N47C20A, N47C20A	03/11 → 12/14
						MINI 2.0 SD	N47C20A, N47C16A	03/11 → 12/14
						OPEL		
						OMEGA B 2.5 DTi	Y25DT	09/01 → 07/03
						OMEGA B 2.5 TD	25DT, 11K4F	04/94 → 07/03
						ROVER		
						25 1.1	11K4F, 14K4F	09/99 → 05/05
						25 1.1 16V	11K4F	01/04 → 05/05
						25 1.4 16V	14K4F, 18K4F	10/99 → 05/05
						25 1.6 16V	16K4F	10/99 → 05/05
						25 1.8 16V	18K4F, 16K4F	02/00 → 05/05
						25 2.0 iDT	20T2N	10/99 → 05/05
						45 1.4	14K4F	02/00 → 05/05
						45 1.6	16K4F	02/00 → 05/05
						45 1.8	18K4F	02/00 → 05/05

ROVER			
45 2.0 iDT	20T2N	01/00 → 05/05	
75 1.8	18K4F, --	02/99 → 05/05	
75 1.8 Turbo	--, 204D2	05/03 → 05/05	
75 2.0 CDT	204D2, 25K4F	02/99 → 05/05	
75 2.0 CDTi	204D2	02/03 → 05/05	
75 2.0 V6	20K4F	02/99 → 05/05	
75 2.5 V6	25K4F, 14K4F	08/01 → 05/05	
200 III 211	11K2D	01/98 → 03/00	
200 III 214 i	14K2F	11/95 → 03/00	
200 III 214 Si	14K4F	11/95 → 03/00	
200 III 216 Si	16K4F	11/95 → 06/99	
200 III 218 K Vi	18K4K	11/95 → 03/00	
200 III 220 D/SD	20T2R	11/95 → 03/00	
200 III 220 SDi	20T2N	11/95 → 03/00	
400 I 2.0 i	20T4H	05/94 → 11/98	
200 SERIES 1.4	14K4D	01/96 → 12/97	
400 II 414	14K2F	03/96 → 12/99	
400 II 414 Si	14K4F	05/95 → 03/00	
400 II 416 Si	16K4F, 20M4F	03/95 → 03/00	
400 II 420 D	20T2R	11/95 → 03/00	
400 II 420 Di	20T2N	05/95 → 03/00	
400 II 420 Si Lux	20M4F, 18K4F	12/95 → 03/00	
CDV 1.4	14K4F	03/03 → 04/05	
CDV 2.0 iDT	20T2N	03/03 → 04/05	
COMMERCE 1.4	14K4M	01/03 → 12/05	
COMMERCE 2.0 iDT	20T2N	01/03 → 12/05	
STREETWISE 1.4	14K4F, 25DT	08/03 → 05/05	
STREETWISE 1.6	16K4F	01/04 → 05/05	
STREETWISE 1.8	18K4F	08/03 → 12/05	
STREETWISE 2.0 TD	20T2N	08/03 → 05/05	

TOYOTA			
AURIS II 1.6 D4-D	1WW	04/15 →	
AVENSIS III 1.6 D4-D	1WW	04/15 →	
AVENSIS III 2.0 D-4D	2WW	04/15 →	
RAV 4 IV 2.0 D	2WW	10/15 →	
VERSO 1.6 D4-D	1WW	11/13 →	

VAUXHALL			
OMEGA B 2.5 DTi 24V	Y25DT	09/01 → 07/03	
OMEGA B 2.5 TD	25DT, M64.01	04/94 → 07/01	

7.0072



1

ENGINE OIL PRESSURE WARNING LIGHT SWITCHES

Adatt./Suitable:

PORSCHE
911 606 230 00
911 613 571 01



P004					Bar
	24	M 10 x 1	6.3		0.20

PORSCHE			
911 II 3.3 Turbo	M30.69	08/90 → 09/93	
911 II 3.3 Turbo S	M30.69S	06/91 → 12/92	
911 II 3.6 Carrera	M64.01, XJ	07/89 → 05/94	
911 II 3.6 Carrera 4	M64.01	12/88 → 05/94	
911 II 3.6 Carrera RS	M64.03	06/91 → 09/93	
911 II 3.6 Turbo	M64.50	01/93 → 09/93	
924 2.0	XJ, M31.01	11/75 → 08/89	
924 2.0 Carrera GT	M31.50	06/80 → 10/86	
924 2.0 Turbo	M31.01, OM615.963	11/78 → 10/86	

7.0074



1

ENGINE OIL PRESSURE WARNING LIGHT SWITCHES

Adatt./Suitable:

BOSCH
0 344 101 080
MERCEDES-BENZ
A 004 542 59 17



				Bar
24	M 14 x 1,5	M4		0.40

MERCEDES-BENZ

100 2.0 D	OM615.963, OM615.970	04/88 → 08/93	
100 D	OM615.970, M115.973	01/87 → 02/96	
CLASSE G I 230 G	M115.973, OM616.936	03/79 → 07/93	
CLASSE G I 240 GD	OM616.936, M110.994	03/79 → 08/87	
CLASSE G I 280 GE	M110.994, OM617.932	11/79 → 08/89	
CLASSE G I 300 GD	OM617.931	12/79 → 12/91	
CLASSE G II 230 G	M115.974	04/92 →	
CLASSE G II 240 GD	OM616.938	04/92 →	
CLASSE G II 280 GE	M110.994	04/92 →	
CLASSE G II 300 GD	OM617.932, OM616.937	04/92 →	
T1 207 D 2.4	OM616.937, M102.942	06/82 → 01/90	
T1 209 D 2.9	OM617.913	12/82 → 01/90	
T1 210 2.3	M102.942, M102.942	04/77 → 02/96	
T1 307 D 2.4	OM616.939	06/82 → 01/90	
T1 309 D 3.0	OM617.913	10/82 → 01/90	
T1 310 2.3	M102.942, OM616.913	08/82 → 02/96	
T1 407 D 2.4	OM616.913, M102.942	07/81 → 01/89	
T1 409 D 3.0	OM617.913	04/82 → 01/89	
T1 410 2.3	M102.942, F2R702	08/82 → 06/95	

PUCH			
G-MODELL 240 GD	OM616.936	03/79 → 08/87	
G-MODELL 280 GE	M110.994	08/84 → 08/89	
G-MODELL 300 GD	OM617.931	12/79 → 12/91	

7.0075




1

ENGINE OIL PRESSURE WARNING LIGHT SWITCHES

Adatt./Suitable:

CHRYSLER
T0771828
RENAULT
60 01 055 056
77 00 771 828
VOLVO
3343237
3343237-8



P019					Bar
	21	M 18 x 1,5			0.50

RENAULT

21 1.9 D	F8Q710	03/86 → 08/94	
21 2.0	F2R702, J7R740	03/86 → 06/94	
21 2.0 4x4	J7R740, J7R752	03/89 → 02/94	
21 2.0 Turbo	J7R752, J7R752	04/87 → 10/92	
21 2.0 Turbo 4x4	J7R752, J7R740	08/89 → 10/93	
21 2.0 Txi	J7R740, J8S704	07/89 → 05/93	

RENAULT			
21 2.1 D	J8S704, J8S714	03/86 → 09/95	
21 2.1 D 4x4	J8S704	10/88 → 05/92	
21 2.1 TD	J8S704	04/86 → 06/89	
21 2.1 Turbo-D	J8S714, J7T754	03/86 → 06/94	
21 2.2	J7T754, J7T754	04/86 → 12/95	
21 2.2 4x4	J7T754, J7R720	06/86 → 06/94	
25 2.0 12V	J7R720, J7T706	06/88 → 12/93	
25 2.2	J7T706, Z7W700	04/84 → 12/92	
25 2.5 V6 Turbo	Z7U700	01/90 → 12/92	
25 2.8 V6	Z7W700, Z7W706	06/87 → 02/90	
25 2.8 V6 Injection	Z7W706, J6R234	06/87 → 12/92	
CLIO I Williams	F7R700	01/94 → 09/98	
ESPACE I 2.0	J6R234, J8S240	07/84 → 12/90	
ESPACE I 2.0 i	J7R760	01/89 → 12/90	
ESPACE I 2.0 i Quadra	J7R760	03/88 → 12/92	
ESPACE I 2.1 TD	J8S240, J8S610	10/84 → 12/90	
ESPACE I 2.2	J7T770	07/86 → 12/90	
ESPACE I 2.2 Quadra	J7T770	01/88 → 12/90	
ESPACE II 2.1 RTDT Quadra	J8S772	01/91 → 05/92	
ESPACE II 2.1 TD	J8S610, Z7W712	01/91 → 10/96	
ESPACE II 2.8 V6	Z7W712, F3R728	01/91 → 10/96	
ESPACE III 2.0	F3R728, F8Q640	11/96 → 10/00	
ESPACE III 3.0	Z7X775	11/96 → 10/98	
EXPRESS 1.9	F8Q640, F8Q	07/95 → 11/98	
EXPRESS 1.9 D	F8Q, F8Q684	01/85 → 10/99	
EXTRA 1.9	F8Q684, Z7X760	09/94 → 03/98	
LAGUNA I 3.0	Z7X760, F8Q620	11/93 → 03/01	
MEGANE I 1.9	F8Q620, F8Q620	08/95 → 09/00	
MEGANE I 1.9 D	F8Q620, F8Q620	04/96 → 08/03	
MEGANE I 1.9 D Ecco	F8Q620, F8Q784	01/96 → 08/03	
MEGANE I 1.9 dT	F8Q784	01/96 → 08/03	
MEGANE I 1.9 DT/DTi	F8Q784, F8Q784	09/96 → 09/00	
MEGANE I 1.9 dTi	F8Q784, F8Q784	03/97 → 08/03	
MEGANE I 1.9 TDI	F8Q784, F3R750	09/96 → 08/03	
MEGANE I 2.0	F3R750, F7R710	04/97 → 08/03	
MEGANE I 2.0 16V	F7R710, F3R750	03/96 → 08/03	
MEGANE I 2.0 i	F3R750, F3R750	01/96 → 08/03	
MEGANE I 2.0 RT	F3R750, F8Q784	10/96 → 02/99	
MEGANE SCÉNIC I 1.9 dT	F8Q784, F3R750	01/97 → 09/99	
MEGANE SCÉNIC I 1.9 dTi	F9Q734	04/97 → 09/99	
MEGANE SCÉNIC I 2.0 i	F3R750, F8Q684	01/97 → 09/99	
RAPID 1.9	F8Q684, F8Q644	07/95 → 03/98	
RAPID 1.9 D	F8Q644, J7R732	09/94 → 03/98	
SAFRANE 1.2.0	J7R732, J7R734	08/92 → 09/96	
SAFRANE 1.2.0 12V	J7R734, J7T760	04/92 → 07/96	
SAFRANE 1.2.1 dT	J8S760	11/93 → 07/96	
SAFRANE 1.2.2	J7T760, F7R712	04/92 → 07/96	
SPORT SPIDER 2.0	F7R710	12/95 → 08/96	
SPORT SPIDER 2.0 16V	F7R712, B18E	03/95 → 10/99	

VOLVO			
440 1.6	B16F	09/88 → 12/96	
440 1.7	B18E, B18FT	08/88 → 12/96	
440 1.7 Turbo	B18FT, B18U	08/88 → 12/96	
440 1.8	B18U, B20F	08/91 → 12/96	
440 1.9 Turbo-Diesel	D19T	07/94 → 12/96	
440 2.0	B20F, B18EP	08/92 → 07/96	
460 1.6	B16F	07/92 → 07/96	
460 1.7	B18EP, B18FT	09/88 → 07/96	
460 1.7 Turbo	B18FT, B20F	08/89 → 07/96	
460 1.8	B18U	08/91 → 07/96	
460 1.9 Turbo-Diesel	D19T	07/94 → 07/96	
460 2.0	B20F, B18E	08/92 → 07/96	
480 1.7	B18E, B18FT	04/86 → 07/96	
480 1.7 Turbo	B18FT, F9Q	08/87 → 07/96	
480 2.0	B20F	08/92 → 09/95	
S40 I 1.9 TD	D4192T	07/95 → 08/99	
V40 I 1.9 TD	D4192T	07/95 → 08/99	

7.0076



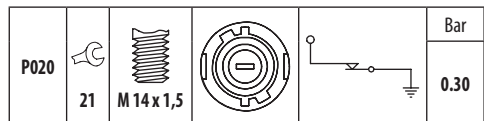

1

ENGINE OIL PRESSURE WARNING LIGHT SWITCHES

Adatt./Suitable:

- DACIA**
60 01 543 356
7700777660
82 00 671 285
- GENERAL MOTORS**
91 10 231
93 192 725
- MITSUBISHI**
M-882369
MW-31216548
- NISSAN**
25240-00QOC
25240-00QAA
82 00 671 285
- OPEL**
44 02 231
44 18 262
9110231
93192725
- RENAULT**
60 01 543 356
77 00 771 825
77 00 777 660
77 01 039 667
82 00 671 284
82 00 671 285
- VAUXHALL**
9110231
9201436
93192725
- VOLVO**
30882369
31216548
3343427
3343427-5

MARKET DIFFUSION: MEDIUM



DACIA		
SOLENZA 1.4	E7J262	02/03 ⇨
MITSUBISHI		
CARISMA 1.9 DI-D	F9Q, F9Q	09/00 ⇨ 06/06
CARISMA 1.9 TD	F8QT	10/96 ⇨ 09/00
SPACE STAR 1.9 DI-D	F9Q, G9U720	02/01 ⇨ 12/04
NISSAN		
ALMERA II 1.5 dCi	K9K722	01/03 ⇨ 09/06
INTERSTAR dCi 100	G9U720, F9Q772	11/03 ⇨
INTERSTAR dCi 80	F9Q772, F4R720	04/02 ⇨
KUBISTAR 1.2	D7F726	08/03 ⇨
PRIMASTAR 2.0	F4R720, S8U758	03/01 ⇨
OPEL		
ARENA 2.5	S8U758, S8U758	03/98 ⇨ 04/01
ARENA 2.5 D	S8U758, G9T720	01/97 ⇨ 12/01
MOVANO A 2.2 DTI	G9T720, G9U720	09/00 ⇨
MOVANO A 2.5 CDTI	G9U754	10/03 ⇨ 12/06
MOVANO A 2.5 DTI	G9U720, C1J	10/01 ⇨
RENAULT		
19 I 1.2	C1G730	01/88 ⇨ 12/92
19 I 1.2i	E7F	01/89 ⇨ 12/92
19 I 1.4	C1J, C3J710	01/88 ⇨ 05/93
19 I 1.4 Cat	C3J710	01/89 ⇨ 04/92
19 II 1.2	E7F730	05/92 ⇨ 09/94
19 II 1.4	C3J710, C2J770	01/92 ⇨ 12/95
21 1.4	C2J770, F2N710	06/88 ⇨ 12/95
21 1.6	Q1L	01/87 ⇨ 12/94
21 1.7	F2N710, F2R702	03/86 ⇨ 04/95
21 2.0	F2R702, J7R740	03/86 ⇨ 06/94
21 2.0 4x4	J7R740, J7R752	03/89 ⇨ 02/94
21 2.0 Turbo 4x4	J7R752, J7R740	08/89 ⇨ 10/93
21 2.0 TXi	J7R740, J8S704	07/89 ⇨ 05/93
21 2.1 D	J8S704, J8S604	03/86 ⇨ 09/95
21 2.1 D 4x4	J8S704	10/88 ⇨ 05/92
21 2.1 TD	J8S704	04/86 ⇨ 06/89
21 2.1 Turbo-D	J8S604, J6T790	03/86 ⇨ 06/94
21 2.2	J6T790, J7T754	03/86 ⇨ 12/95
21 2.2 4x4	J7T754, J6R706	06/86 ⇨ 06/94
25 2.0	J6R706, J7R720	04/84 ⇨ 12/93
25 2.0 12V	J7R720, J8S706	06/88 ⇨ 12/93

RENAULT		
25 2.1 Diesel	J8S706, J8S708	04/84 ⇨ 12/92
25 2.1 Turbo-D FWD	J8S708, J7T706	04/84 ⇨ 12/92
25 2.2	J7T706, C1E700	04/84 ⇨ 12/92
CLIO I 1.1	C1E700, C3G720	01/91 ⇨ 09/98
CLIO I 1.2	C3G720, E6J712	05/90 ⇨ 09/98
CLIO I 1.4	E6J712, D4F728	01/90 ⇨ 09/98
CLIO II 1.0	D7D760	02/00 ⇨ 05/01
CLIO II 1.0 16V	D4D700	01/01 ⇨
CLIO II 1.2	D4F728, D4F706	03/98 ⇨
CLIO II 1.2 16V	D4F706, D7F722	06/01 ⇨
CLIO II 1.2 BiFuel	D7F722	03/98 ⇨ 10/01
CLIO II 1.2 LPG	D7F722, E7J634	09/98 ⇨ 06/09
CLIO II 1.4	E7J634, K7M744	03/98 ⇨
CLIO II 1.6	K7M744, J6R234	09/98 ⇨
CLIO III 1.2	D7F726	11/05 ⇨ 08/09
CLIO III 1.2 16V	D4F706	06/05 ⇨
ESPACE I 2.0	J6R234, J7T772	07/84 ⇨ 12/90
ESPACE II 2.0	J7R768	01/91 ⇨ 10/96
ESPACE II 2.2	J7T772, J7T772	01/91 ⇨ 10/96
ESPACE II 2.2 4x4	J7T772, G8T714	03/91 ⇨ 12/96
ESPACE III 2.2 12V TD	G8T714, G8T714	11/96 ⇨ 10/00
ESPACE III 2.2 D	G8T714, C1G	11/97 ⇨ 01/00
EXPRESS 1.1	C1E	01/85 ⇨ 10/90
EXPRESS 1.2	C1G, C1J	01/85 ⇨ 10/99
EXPRESS 1.4	C1J, D4D700	01/85 ⇨ 10/90
EXPRESS 1.4i	C3G/C3J	01/85 ⇨ 10/90
EXPRESS 955	C1C	01/85 ⇨ 10/90
KANGOO I 1.0	D4D700, D4D700	09/98 ⇨
KANGOO I 1.0 16V	D4D700, D4F712	03/98 ⇨
KANGOO I 1.2	D4F712, D4F712	08/97 ⇨
KANGOO I 1.2 16V	D4F712, D7F710	06/01 ⇨
KANGOO I 1.2 BiFuel	D7F710, E7J634	06/97 ⇨ 06/03
KANGOO I 1.4	E7J634, K7M746	08/97 ⇨
KANGOO I 1.6	K7M746, G8T706	09/99 ⇨
LAGUNA I 2.2 D	G8T706, S9U702	11/93 ⇨ 03/01
LAGUNA I 2.2 dT	G8T760	03/96 ⇨ 03/01
MASTER I 2.2	J7T788	08/93 ⇨ 02/98
MASTER I 2.4 D	S8U748	08/89 ⇨ 07/98
MASTER I 2.5 D	S8U742	07/80 ⇨ 10/89
MASTER I 2.5 DT	S9U702, J7T782	11/89 ⇨ 02/98
MASTER I 2.5 TD	S9U740	08/89 ⇨ 07/98
MASTER I 28-35 2,5 D	S8U742	08/89 ⇨ 07/98
MASTER I 28-35 2,5 TD	S9U702	08/89 ⇨ 07/98
MASTER I 28-35 2,5 D	S8U742	08/89 ⇨ 07/98
MASTER I 28-35 2,5 TD 4x4	S9U704	08/89 ⇨ 07/98
MASTER I 30 2,2	J7T782, S9U714	08/80 ⇨ 07/98
MASTER I 35 2,5 TD	S9U714, G9T720	08/89 ⇨ 07/98
MASTER II 2.2 dCi 90	G9T720, G9U720	09/00 ⇨
MASTER II 2.5 dCi 100	G9U754	10/03 ⇨
MASTER II 2.5 dCi 120	G9U720, E7J626	10/01 ⇨
MEGANE I 1.4	E7J626, E7J626	09/96 ⇨ 08/03
MEGANE I 1.4 e	E7J626, K7M702	01/96 ⇨ 08/03
MEGANE I 1.4 Eco	E7J624	01/96 ⇨ 03/99
MEGANE I 1.6	K7M704	02/00 ⇨ 09/00
MEGANE I 1.6 BiFuel	K7M702	10/96 ⇨ 10/99
MEGANE I 1.6 e	K7M702, K7M720	01/96 ⇨ 08/03
MEGANE I 1.6 i	K7M720, K7M702	01/96 ⇨ 03/99
MEGANE I 1.6 LPG	K7M702	08/95 ⇨ 03/99
MEGANE SCÉNIC I 1.4 i	E7J764	01/97 ⇨ 09/99
MEGANE SCÉNIC I 1.6 e	K7M702, C1C706	10/96 ⇨ 10/99
MEGANE SCÉNIC I 1.6 i	K7M720	01/97 ⇨ 09/99
RAPID 1.0	C1C706, C1E750	09/85 ⇨ 05/92
RAPID 1.1	C1E750, C1G726	07/85 ⇨ 10/97
RAPID 1.2	C1G726, C1J768	09/91 ⇨ 03/98
RAPID 1.4	C1J768, C3J702	07/85 ⇨ 03/98
RAPID 1.4 Cat	C3J702, Z7X721	08/88 ⇨ 03/98
RAPID 1.4 RN	E6J734	09/91 ⇨ 08/93
SAFRANE I 1.2 dT	J8S760	11/93 ⇨ 07/96
SAFRANE I 2.5 dT	S8U763	12/92 ⇨ 07/96
SAFRANE I 3.0	Z7X723	02/93 ⇨ 06/96
SAFRANE I 3.0 Biturbo 4x4	Z7X726	02/93 ⇨ 07/96
SAFRANE I 3.0 V6	Z7X721, Z7X721	12/92 ⇨ 07/96
SAFRANE I 3.0 V6 4x4	Z7X721, N7Q710	12/92 ⇨ 07/96
SAFRANE II 2.0 16V	N7Q710, N7U700	07/96 ⇨ 12/00
SAFRANE II 2.2 dT	G8T740	07/96 ⇨ 12/00
SAFRANE II 2.5 20V	N7U700, Z7X755	07/96 ⇨ 12/00
SAFRANE II 2.9 24V	L7X713	03/99 ⇨ 12/00
SAFRANE II 3.0 V6	Z7X755, C1E750	07/96 ⇨ 12/00
SUPER 5 1.0	C1C700	10/84 ⇨ 10/88
SUPER 5 1.1	C1E750, C1G702	10/84 ⇨ 12/96
SUPER 5 1.2	C1G702, C1J768	01/87 ⇨ 12/96
SUPER 5 1.4	C1J768, C3J702	10/84 ⇨ 07/89
SUPER 5 1.4 Cat	C3J702, K7J700	10/85 ⇨ 12/96
SYMBOL 1.2	D4F728	09/08 ⇨ 06/14
THALIA I 1.2 16V	D4F728	04/02 ⇨
THALIA I 1.2i 16V	D4F728	04/04 ⇨
THALIA I 1.4	K7J700, 852720	05/00 ⇨
THALIA I 1.6	K7M746	03/98 ⇨

RENAULT		
THALIA II 1.2	D4F728	09/08 ⇨ 06/14
THALIA II 1.2 LPG	D4F728	01/10 ⇨ 12/13
THALIA II 1.4	K7J700	09/08 ⇨ 06/14
TRAFIC I 2.0	J5R716	05/89 ⇨ 08/90
TRAFIC I 2.0 RWD	J5R726	05/89 ⇨ 10/97
TRAFIC I 2.1 D	852720, 852720	03/80 ⇨ 04/98
TRAFIC I 2.1 D RWD	852720, J7T600	05/89 ⇨ 10/97
TRAFIC I 2.2	J7T600, J7T600	05/89 ⇨ 04/98
TRAFIC I 2.2 4x4	J7T600, S8U750	05/89 ⇨ 04/98
TRAFIC I 2.5 D	S8U750, S8U750	03/89 ⇨ 04/98
TRAFIC I 2.5 D 4x4	S8U750, C3G700	03/89 ⇨ 05/01
TWINGO I 1.0	D7D740	01/00 ⇨
TWINGO I 1.0 16V	D4D712	01/01 ⇨
TWINGO I 1.2	C3G700, S8U758	03/93 ⇨
TWINGO I 1.2 16V	D4F702	01/01 ⇨ 06/07
VAUXHALL		
ARENA 2.5 D	S8U758, G9T720	03/98 ⇨ 08/01
MOVANO A 2.2 DTI	G9T720, G9U720	09/00 ⇨ 05/10
MOVANO A 2.5 CDTI	G9U754	10/01 ⇨ 12/10
MOVANO A 2.5 DTI	G9U720, B18E	01/01 ⇨ 05/10
VOLVO		
440 1.6	B16F	09/88 ⇨ 12/96
440 1.7	B18E, B18FT	08/88 ⇨ 12/96
440 1.7 Turbo	B18FT, B18U	08/88 ⇨ 12/96
440 1.8	B18U, B20F	08/91 ⇨ 12/96
440 1.9 Turbo-Diesel	D19T	07/94 ⇨ 12/96
440 2.0	B20F, B18EP	08/92 ⇨ 07/96
460 1.6	B16F	07/92 ⇨ 07/96
460 1.7	B18EP, B18FT	09/88 ⇨ 07/96
460 1.7 Turbo	B18FT, B20F	08/89 ⇨ 07/96
460 1.8	B18U	08/91 ⇨ 07/96
460 1.9 Turbo-Diesel	D19T	07/94 ⇨ 07/96
460 2.0	B20F, B18E	08/92 ⇨ 07/96
480 1.7	B18E, B18FT	04/86 ⇨ 07/96
480 1.7 Turbo	B18FT, D4192T2	08/87 ⇨ 07/96
480 2.0	B20F	08/92 ⇨ 09/95
S40 I 1.9 DI	D4192T2, D4192T2	07/00 ⇨ 12/03
V40 I 1.9 DI	D4192T2, D4192T4	07/00 ⇨ 06/04

7.0082



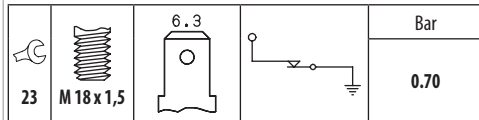
1

ENGINE OIL PRESSURE WARNING LIGHT SWITCHES

Adatt./Suitable:

- FORD**
1 626 244
78GB-09278-AB
- PEUGEOT**
1131.38

- 03 Supplied until depletion**
- Fornibile fino ad esaurimento delle scorte
- Fourni jusqu'à épuisement du stock
- Lieferbar solange vorrat reicht
- Suministrado hasta el stock termina



PEUGEOT		
604 2.5 TD	152A(XD3T)	08/83 ⇨ 12/86

7.0084



1

ENGINE OIL PRESSURE WARNING LIGHT SWITCHES

Adatt./Suitable:

RENAULT

77 00 771 827

⁰³ Supplied until depletion

- Fornibile fino ad esaurimento delle scorte
- Fourni jusqu'à épuisement du stock
- Lieferbar solange vorrat reicht
- Suministrado hasta el stock termina



21		M 14 x 1,5			Bar
					2.00

RENAULT

21 2.0	F2R702, J7R740	03/86 ⇒ 06/94
21 2.0 4x4	J7R740, J7R752	03/89 ⇒ 02/94
21 2.0 Turbo 4x4	J7R752, J7R740	08/89 ⇒ 10/93
21 2.0 TXi	J7R740, J8S704	07/89 ⇒ 05/93
21 2.1 D	J8S704, J8S714	03/86 ⇒ 09/95
21 2.1 D 4x4	J8S704	10/88 ⇒ 05/92
21 2.1 TD	J8S704	04/86 ⇒ 06/89
21 2.1 Turbo-D	J8S714, J7T754	03/86 ⇒ 06/94
21 2.2	J7T754, J7T754	04/86 ⇒ 12/95
21 2.2 4x4	J7T754, AR67103	06/86 ⇒ 06/94

7.0085



1

ENGINE OIL PRESSURE WARNING LIGHT SWITCHES

Adatt./Suitable:

ALFA ROMEO60513055
60516856
60568392

P016		M 10 x 1			Bar
					0.30

ALFA ROMEO

155 1.7 T.S.	AR67103, AR06416	04/93 ⇒ 04/96
164 2.0 T.S.	AR06416, AR06410	06/87 ⇒ 09/98
164 2.0 Turbo	AR64102	07/90 ⇒ 10/92
164 2.0 Twin Spark	AR06420	06/87 ⇒ 09/92
164 2.0 V6 Turbo	AR64101	03/91 ⇒ 09/92
164 2.5 TD	VM84A	06/87 ⇒ 09/92
164 3.0	AR06410	11/87 ⇒ 09/91
164 3.0 i.e. QV	AR64301	09/90 ⇒ 09/92
164 3.0 Lusso [USA] [CAN]	AR06412	10/91 ⇒ 03/93
164 3.0 Sport [CAN] [USA]	AR64301	11/90 ⇒ 03/92
164 3.0 Super	64303	06/87 ⇒ 09/92
164 3.0 V6	AR06410, 10P	06/87 ⇒ 09/92

7.0086



1

ENGINE OIL PRESSURE WARNING LIGHT SWITCHES

Adatt./Suitable:

GENERAL MOTORS

90 337 836

ISUZU

8-90336-039-0

OPEL

12 52 566

⁰³ Supplied until depletion

- Fornibile fino ad esaurimento delle scorte
- Fourni jusqu'à épuisement du stock
- Lieferbar solange vorrat reicht
- Suministrado hasta el stock termina



24		M 16 x 1,5			Bar
					0.60

OPEL

OMEGA A 2.3 D	23YD	09/86 ⇒ 03/94
OMEGA A 2.3 TD Interc.	23DTR	08/88 ⇒ 03/94

7.0089



1

ENGINE OIL PRESSURE WARNING LIGHT SWITCHES

Adatt./Suitable:



21		M 12 x 1,5			Bar
					0.30

MOTO GUZZI (I)

V35	--	01/76 ⇒
V50	--	01/76 ⇒
V65;SP	--	01/82 ⇒

7.0091



1

ENGINE OIL PRESSURE WARNING LIGHT SWITCHES

Adatt./Suitable:

HONDA

37240-P5T-G00

LAND ROVER

NUC10003

MG

NUC10003

ROVER

GPS135

NUC10003



24		1/8-27NPT			Bar
					0.35

HONDA

ACCORD V 2.0 TDi	20T2N	04/96 ⇒ 10/98
CIVIC VI 2.0 i D	20T2N	04/98 ⇒ 02/01
CIVIC VI 2.0 TDi	20T2R	05/98 ⇒ 12/00
CIVIC VI 2.0 TDiC	20T2N	11/97 ⇒ 11/98

LAND ROVER

DEFENDER 2.5 Td5 4x4	10P, 11L	06/98 ⇒ 02/16
DEFENDER 2.5 TDi 4x4	11L, 10P	08/90 ⇒ 12/98
DISCOVERY I 2.0 16V 4x4	20T4H	06/89 ⇒ 10/98
DISCOVERY II 2.5 Td5 4x4	10P, 20T2N	11/98 ⇒ 06/04
FREELANDER 1.8 16V 4x4	18K4F	11/00 ⇒ 10/06
FREELANDER 1.8 4x4	18K4F	10/00 ⇒ 10/06
FREELANDER 1.8 i 16V 4x4	18K4F	02/98 ⇒ 10/06
FREELANDER 2.0 Di 4x4	20T2N	02/98 ⇒ 10/06
FREELANDER 2.5 V6 4x4	25KV6	11/00 ⇒ 10/06

MG

EXPRESS 1.4	14K4F	03/03 ⇒ 05/05
EXPRESS 2.0 TD	20T2N	03/03 ⇒ 05/05
MGF 1.8 i VVC	18K4K	10/01 ⇒ 03/02
MGF 1.8 i 16V	18K4F	03/95 ⇒ 03/02
MGF 1.8 i VVC	18K4K	03/95 ⇒ 03/02
MG TF 120	18K4F	03/02 ⇒ 12/09
MG TF 135	18K4F	03/02 ⇒ 12/09
MG TF 160	18K4K	03/02 ⇒ 12/09
MG ZR 120	18K4F	06/01 ⇒ 04/05
MG ZR 2.0 TD	20T2N, 11K2A	06/01 ⇒ 04/05
MG ZS 2.0 TD	20T2N	01/04 ⇒ 10/05

ROVER

25 1.1	11K4F, 14K4F	09/99 ⇒ 05/05
25 1.1 16V	11K4F	01/04 ⇒ 05/05
25 1.4 16V	14K4F, 18K4F	10/99 ⇒ 05/05
25 1.6 16V	16K4F	10/99 ⇒ 05/05
25 1.8 16V	18K4F, 16K4F	02/00 ⇒ 05/05
25 2.0 iDT	20T2N	10/99 ⇒ 05/05
45 1.4	14K4F	02/00 ⇒ 05/05
45 2.0 iDT	20T2N	01/00 ⇒ 05/05
100 / METRO 111 C/L/S	11K2A, 14K4C	03/90 ⇒ 12/98
100 / METRO 114 GSi	14K4F	10/94 ⇒ 10/95
100 / METRO 114 GTi 16V	14K4C, 14K4C	03/90 ⇒ 12/98
100 / METRO 114 GTi/GT 16V Cat	14K4C, 14K2A	03/90 ⇒ 12/98
100 / METRO 114 S/L/GTA	14K2A, 14K2A	03/90 ⇒ 12/98
100 111	11K2D	04/94 ⇒ 10/97
100 114	14K2A, 14K2A	04/94 ⇒ 10/97
200 II 214	14K2A, 14K4C	09/93 ⇒ 12/95
200 II 214 1.4	14K4C, 14K4C	01/92 ⇒ 11/99
200 II 214 1.4i 16V	14K4F	01/93 ⇒ 11/99
200 II 214 GSi/Si	14K4C, 14K4C	01/90 ⇒ 10/95
200 II 214 Si/Gsi	14K4C, 20M4F	10/89 ⇒ 10/95
200 II 216	16K4F	01/96 ⇒ 12/97
200 II 216 1.6i 16V	16K4F	01/96 ⇒ 11/99
200 II 218	18K4K	03/96 ⇒ 03/00
200 II 220 16V	--	01/92 ⇒ 12/95
200 II 220 GSi	20T4H	05/94 ⇒ 06/99
200 II 220 GTi	20M4F, 11K4F	09/91 ⇒ 10/95
200 II 220 Turbo	20T4G	10/92 ⇒ 06/99
200 III 211	11K2D	01/98 ⇒ 03/00
200 III 214 i	14K2F	11/95 ⇒ 03/00
200 III 214 Si	14K4F	11/95 ⇒ 03/00

ROVER		
200 III 216 Si	16K4F	11/95 ⇒ 06/99
200 III 218 Si	18K4K	08/99 ⇒ 03/00
200 III 220 D/SD	20T2R	11/95 ⇒ 03/00
200 III 220 SDi	20T2N	11/95 ⇒ 03/00
400 I 1.6 i	16K4F, 14K4C	05/94 ⇒ 11/98
400 I 1.8 i	18K4K	06/96 ⇒ 11/98
400 I 2.0 i	20T4H	05/94 ⇒ 11/98
400 I 414	14K4C	01/93 ⇒ 04/95
400 I 414 GSI/SI	14K4C, 20M4F	04/90 ⇒ 04/95
400 I 414 GSI/SI Cat	14K4F	10/92 ⇒ 04/95
400 I 420 16V	--	01/91 ⇒ 12/92
400 I 420 GSI/SLI/GTI/Vite	20T4H	01/93 ⇒ 04/95
400 I 420 GTI/GSI/Vitesse	20M4F	02/92 ⇒ 04/95
400 I 420 Turbo	20T4G	01/93 ⇒ 04/95
200 SERIES 1.4	14K4D	01/96 ⇒ 12/97
200 SERIES 1.8	18K4K	01/96 ⇒ 06/99
400 II 414	14K2F	04/96 ⇒ 12/99
400 II 414 Si	14K4F	05/95 ⇒ 03/00
400 II 420 D	20T2R	11/95 ⇒ 03/00
400 II 420 Di	20T2N	05/95 ⇒ 03/00
400 II 420 Si Lux	20M4F, 20HD	12/95 ⇒ 03/00
600 620 Sdi	20T2N	05/94 ⇒ 06/99
600 620 Ti Vitesse	20T4G	05/94 ⇒ 08/98
800 820 16V Turbo	T16	11/91 ⇒ 02/99
800 820 I/Si	20HD, 12A2A	10/88 ⇒ 02/99
800 820 Sport	20T4G	04/94 ⇒ 03/96
800 825 Si	25K4F	04/96 ⇒ 02/99
800 825 Si Lux	25K4F	04/96 ⇒ 02/99
CDV 1.4	14K4F	03/03 ⇒ 04/05
CDV 2.0 iDT	20T2N	03/03 ⇒ 04/05
COMMERCE 1.4	14K4M	01/03 ⇒ 12/05
COMMERCE 2.0 iDT	20T2N	01/03 ⇒ 12/05
COUPE 1.6 16V	16K4F	03/96 ⇒ 11/99
COUPE 1.8 16V	18K4K	03/96 ⇒ 11/99
MINI 1300	12A2A, 14K4F	01/91 ⇒ 04/95
STREETWISE 1.4	14K4F, 4G92	08/03 ⇒ 05/05
STREETWISE 1.6	16K4F	01/04 ⇒ 05/05
STREETWISE 1.8	18K4F	08/03 ⇒ 12/05
STREETWISE 2.0 TD	20T2N	08/03 ⇒ 05/05

7.0094



1

ENGINE OIL PRESSURE WARNING LIGHT SWITCHES

Adatt./Suitable:

HYUNDAI


94750-31000
94750-35010
94750-35020
94750-35030

KIA

AAE83 18501

MITSUBISHI

1258A003
1258A005
MD-138994
MD-355645



P008			6.3		Bar
					0.40

HYUNDAI

SONATA II 3.0 i V6 [USA] G6AT 01/88 ⇒

KIA

RHINO 6.6L I6 -- 09/00 ⇒ 09/03

MITSUBISHI

CARISMA 1.6 4G92, 4G93 09/00 ⇒ 06/06

CARISMA 1.8 4G93, 4G93(GDI) 07/95 ⇒ 09/97

CARISMA 1.8 16V GDI 4G93(GDI) 09/97 ⇒ 06/06

CARISMA 1.8 GDi 4G93(GDI), 4G93(DOHC16V) 08/97 ⇒ 06/06

CARISMA 1.8 MSX - 16V 4G93(DOHC16V), 4G92 07/95 ⇒ 07/97

COLT IV 1.6 4WD 4G92(SOHC16V) 08/93 ⇒ 08/95

COLT IV 1.6 GLXi 16V 4G92(SOHC16V) 04/92 ⇒ 04/96

COLT V 1600 4G92, 4G92 09/00 ⇒ 09/03

MITSUBISHI

COLT V 1600 GLX 4G92, 4G64(GDI) 05/96 ⇒ 09/00

GALANT VII 1.8 4G93(SOHC16V) 02/94 ⇒ 08/96

GALANT VII 1.8 GLSi 4G93(SOHC16V) 11/92 ⇒ 08/96

GALANT VIII 2.0 TDI 4D68T 09/96 ⇒ 10/04

GALANT VIII 2.4 GDI 4G64(GDI), 4G64(GDI) 09/00 ⇒ 10/04

GRANDIS 2.0 4G63(SOHC8V) 04/04 ⇒

GRANDIS 2.4 GDI GLX 4G64(GDI), 4G64(GDI) 08/00 ⇒ 05/03

GRANDIS 2.4 GDI GLX 4WD 4G64(GDI), 4D56T 08/00 ⇒ 05/03

L200 / TRITON 2.5 DI-D 4D56DOHC 08/07 ⇒ 12/15

L200 III 2.5 TD 4WD 4D56T, 4D56HP 08/01 ⇒ 12/07

L200 IV 2.5 D 4D56TD 08/11 ⇒ 12/15

L200 IV 2.5 D 4WD 4D56 08/11 ⇒ 12/15

L200 IV 2.5 DiD 4D56HP, 4D56DOHC 11/05 ⇒ 12/15

L200 IV 2.5 DI-D 4D56DOHC, 4D56HP 08/07 ⇒ 12/15

L200 IV 2.5 DI-D 16V 4WD 4D56DOHC 04/07 ⇒ 12/15

L200 IV 2.5 DI-D 4WD 4D56HP, 4G63DOHC 11/05 ⇒ 12/15

LANCER V 1.6 16V 4G92(SOHC16V) 06/92 ⇒ 05/94

LANCER V 1.6 4WD 4G92(SOHC16V) 06/92 ⇒ 11/93

LANCER VI 1.6 16V 4G92(SOHC16V) 06/92 ⇒ 10/03

LANCER VI 1.6 i 4WD 4G92(SOHC16V) 09/92 ⇒ 07/96

LANCER VII 1.6 16V 4G92(SOHC16V) 12/95 ⇒ 08/03

LANCER VIII EVO IX 4G63DOHC, 4G93 01/05 ⇒ 10/08

LANCER VIII EVO IX - FQ-300 4G63DOHC 06/05 ⇒ 12/06

LANCER VIII EVO IX - FQ-340 4G63DOHC 06/05 ⇒ 12/07

LANCER VIII EVO VIII - 260 4G63DOHC 03/04 ⇒ 07/05

MONTERO IO 1.8 GDI 4G93(SOHC16V) 08/99 ⇒

MONTERO IO 2.0 GDI 4G94(GDI) 07/00 ⇒

PAJERO PININ 1.8 4G93, 4G93(GDI) 11/01 ⇒ 06/07

PAJERO PININ 1.8 GDI 4G93(GDI), 4G94(GDI) 10/99 ⇒ 10/01

PAJERO PININ 2.0 GDI 4G94(GDI), 4G93(SOHC16V) 10/00 ⇒ 06/07

PAJERO TR4 2.0 Flex 4G94 06/07 ⇒

SPACE RUNNER 1.8 4G93(SOHC16V), 4G93(SOHC16V) 10/91 ⇒ 08/99

SPACE RUNNER 1.8 4WD 4G93(SOHC16V), -- 10/91 ⇒ 08/99

SPACE RUNNER 2.0 --, 4G64(GDI) 01/92 ⇒ 08/02

SPACE RUNNER 2.4 -- 01/92 ⇒ 12/01

SPACE RUNNER 2.4 GDI 4G64(GDI), 4G93(GDI) 08/99 ⇒ 01/03

SPACE STAR 1.8 GDI 4G93(GDI), 4G93 06/98 ⇒ 12/04

SPACE STAR 1.8 MPI 4G93, 4G63S 10/02 ⇒ 12/04

SPACE WAGON 1.8 4G93(SOHC16V) 10/91 ⇒ 10/98

SPACE WAGON 1.8 4WD 4G93(SOHC16V) 10/91 ⇒ 10/98

SPACE WAGON 2.0 4G63S, 4G64(GDI) 10/98 ⇒ 12/04

SPACE WAGON 2.4 GDI 4G64(GDI), 4G64DOHC 09/00 ⇒ 12/04

SPACE WAGON 2.4 GDI 4WD 4G64DOHC, CN 09/00 ⇒ 12/04

VALLEY 2.0 4G63-T 09/92 ⇒ 10/94

VALLEY 2.4 i 4G64 09/92 ⇒ 10/94

7.0095



1

ENGINE OIL PRESSURE WARNING LIGHT SWITCHES

Adatt./Suitable:

AUDI

038 919 081 N
068 919 081 A
068 919 081 C

FORD

1 669 964
95VW-9278-CA

SEAT

068 919 081 A
068 919 081 C

SKODA

038 919 081 A
038 919 081 N

VW

038 919 081 A
038 919 081 N
068 919 081 A
068 919 081 C

1076 Has the same colour as the original part : Brown

• corrisponde al pezzo originale colorato : marrone

• Correspond à la pièce originale dans sa couleur : marron

• Entspricht dem Originalteil in Farbe : braun

• corresponde al color de la pieza original : marrón

MARKET DIFFUSION: MEDIUM



P014			6.3		Bar
					0.90

AUDI

80 III 1.4 SE 08/86 ⇒ 07/88

80 III 1.6 ABB, RA 09/86 ⇒ 10/91

80 III 1.6 D JK 02/87 ⇒ 07/89

80 III 1.6 TD RA, RU 09/86 ⇒ 08/91

80 III 1.8 RU, JN 09/86 ⇒ 01/90

80 III 1.8 E DZ 06/86 ⇒ 08/91

80 III 1.8 E quattro DZ 09/86 ⇒ 08/91

80 III 1.8 quattro SD 09/86 ⇒ 08/90

80 III 1.8 S JN, JN 08/86 ⇒ 10/91

80 III 1.8 S quattro JN, RA 09/86 ⇒ 09/91

80 III 1.9 D 1Y 08/89 ⇒ 08/91

80 III 2.0 AAD 10/90 ⇒ 08/91

80 III 2.0 E 3A 08/88 ⇒ 10/90

80 III 2.0 E 16V 6A 03/90 ⇒ 09/91

80 III 2.0 E quattro 3A 08/88 ⇒ 09/90

80 IV 1.9 TD AAZ 09/91 ⇒ 12/94

80 IV 1.9 TDI 1Z 09/91 ⇒ 01/96

90 II 1.6 TD RA, AGR 04/87 ⇒ 09/91

100 III 2.0 Cat RT 01/88 ⇒ 11/90

100 III 2.0 D CN, NF 08/82 ⇒ 07/89

100 III 2.0 D Turbo NC 03/88 ⇒ 11/90

100 III 2.0 E Cat RT 01/88 ⇒ 11/90

100 III 2.0 TD NC 03/88 ⇒ 11/90

100 III 2.2 Cat KU 06/89 ⇒ 11/90

100 III 2.2 Cat quattro KU 06/89 ⇒ 11/90

100 III 2.2 E Turbo quattro MC 08/86 ⇒ 11/90

100 III 2.2 Turbo MC 08/86 ⇒ 11/90

100 III 2.3 NF, NF 08/86 ⇒ 11/90

100 III 2.3 E NF, AAT 10/86 ⇒ 11/90

100 III 2.3 E quattro NF 08/86 ⇒ 11/90

100 III 2.3 quattro NF 01/90 ⇒ 11/90

100 III 2.4 D 3D 08/89 ⇒ 07/91

100 III 2.5 TDI 1T 01/90 ⇒ 11/90

100 IV 2.4 D AAS 12/90 ⇒ 07/94

100 IV 2.5 TDI AAT, ABB 12/90 ⇒ 07/94

100 IV 2.6 ABC 03/92 ⇒ 07/94

100 IV 2.6 quattro ABC 04/92 ⇒ 07/94

100 IV 2.8 E AAH 12/90 ⇒ 07/94

100 IV 2.8 E quattro AAH 12/90 ⇒ 07/94

A3 I 1.9 TDI AGR, 1Z 09/96 ⇒ 07/01

A4 I 1.9 DUO AHU 03/98 ⇒ 09/01

A4 I 1.9 TDI 1Z, AFN 01/95 ⇒ 09/01

A4 I 1.9 TDI quattro AFN, AFB 09/96 ⇒ 09/01

A4 I 2.5 TDI AFB, AFB 09/97 ⇒ 09/01

A4 I 2.5 TDI quattro AFB, 1Z 09/97 ⇒ 09/01

A6 I 1.9 TDI 1Z, AAT 06/94 ⇒ 12/97

A6 I 2.3 AAR 06/94 ⇒ 12/95

A6 I 2.5 TDI AAT, AFB 06/94 ⇒ 12/97

A6 I 2.5 TDI quattro AEL 07/95 ⇒ 12/97

A6 II 2.5 TDI AFB, AFB 07/97 ⇒ 01/05

AUDI			
A6 II 2.5 TDI quattro	AFB, 1Z	07/97 → 01/05	
CABRIOLET 1.9 TDI	1Z, 1Z	06/95 → 08/00	
SEAT			
ALHAMBRA I / II 1.9 TDI	1Z, 1Y	04/96 → 03/10	
CORDOBA I 1.4 i	AEX	06/94 → 12/02	
CORDOBA I 1.6 i	ABU	02/93 → 10/02	
CORDOBA I 1.9 D	1Y, 1Z	02/93 → 08/96	
CORDOBA I 1.9 SDI	AEY	08/96 → 06/99	
CORDOBA I 1.9 TD	AAZ	02/93 → 08/96	
CORDOBA I 1.9 TDI	1Z, 1Y	08/96 → 12/02	
IBIZA II 1.4 i	AEX	09/93 → 02/02	
IBIZA II 1.6 i	ABU	03/93 → 02/02	
IBIZA II 1.9 D	1Y, 1Z	04/93 → 08/96	
IBIZA II 1.9 SDI	AEY	08/96 → 08/99	
IBIZA II 1.9 TD	AAZ	03/93 → 08/96	
IBIZA II 1.9 TDI	1Z, 1Y	08/96 → 12/97	
INCA 1.7 D	AHB	09/96 → 06/03	
INCA 1.9 D	1Y, 1Y	11/95 → 06/03	
INCA 1.9 SDI	1Y, 1F	11/95 → 06/03	
MARBELLA 1.3 D	--	01/90 → 12/93	
TOLEDO I 1.6 i	1F, KR	05/91 → 03/99	
TOLEDO I 1.8 16V	KR, ABS	05/91 → 03/99	
TOLEDO I 1.8 GT	KR	05/91 → 11/92	
TOLEDO I 1.8 i	ABS, 1Y	05/91 → 12/96	
TOLEDO I 1.9 D	1Y, 1Z	05/91 → 03/99	
TOLEDO I 1.9 TD	AAZ	05/91 → 03/99	
TOLEDO I 1.9 TDI	1Z, AGP	08/95 → 03/99	
SKODA			
OCTAVIA I 1.9 SDI	AGP, AGR	06/97 → 12/03	
OCTAVIA I 1.9 TDI	AGR, EW	09/96 → 03/10	
VOLKSWAGEN (BR)			
GOL 1.9 D	221	06/98 →	
SAVEIRO 1.9 D	221	06/98 →	
VW			
CADDY 1.1.5	JB	08/82 → 07/83	
CADDY 1.1.6	EW, JK	01/83 → 07/92	
CADDY 1.1.6 D	JK, 1Z	08/82 → 07/92	
CADDY 1.1.8	JH	08/85 → 07/92	
CADDY II 1.9 D	1Y	11/95 → 01/04	
CADDY II 1.9 SDI	1Y	11/95 → 01/04	
CADDY II 1.9 TDI	1Z, 2E	09/96 → 01/04	
CADDY III 1.9 TDI [ARG]	1Y	10/05 →	
CORRADO 1.8 16V	KR	04/89 → 07/92	
CORRADO 1.8 G60	PG	09/88 → 09/93	
CORRADO 2.0 i	2E, MH	04/93 → 12/95	
CORRADO 2.0 i 16V	9A	08/91 → 12/95	
GOLF II 1.0	HZ	08/85 → 10/91	
GOLF II 1.3	MH, 2G	08/83 → 12/87	
GOLF II 1.3 Cat	2G, ABN	06/86 → 12/92	
GOLF II 1.6	ABN, HM	08/83 → 12/92	
GOLF II 1.6 [CHE] [SWE]	HM, JP	08/86 → 07/88	
GOLF II 1.6 D	JP, EZA	08/83 → 10/91	
GOLF II 1.6 G	EZA, 1V	08/86 → 07/91	
GOLF II 1.6 TD	1V, GU	08/83 → 10/91	
GOLF II 1.8	GU, EV	08/84 → 10/91	
GOLF II 1.8 [CHE] [SWE]	HV	08/86 → 07/87	
GOLF II 1.8 GTI	EV, KR	08/83 → 10/91	
GOLF II 1.8 GTI 16V	KR, GX	02/86 → 10/91	
GOLF II 1.8 GTI Cat	PF	01/87 → 10/91	
GOLF II 1.8 GTI G60	PG	04/90 → 07/91	
GOLF II 1.8 i	RP	08/87 → 07/91	
GOLF II 1.8 i Cat	GX, ABD	08/87 → 10/91	
GOLF II 1.8 i Cat Syncro	RP	08/87 → 10/91	
GOLF II 1.8i GTI [CHE] [SWE]	GZ	08/86 → 07/87	
GOLF II 1.8i GTI [SWE]	GZ	08/87 → 07/88	
GOLF III 1.4	ABD, ABU	10/91 → 04/99	
GOLF III 1.6	ABU, 1Z	09/92 → 04/99	
GOLF III 1.9 D	1Y	11/91 → 04/99	
GOLF III 1.9 SDI	AEY	07/95 → 04/99	
GOLF III 1.9 TD	AAZ	07/93 → 04/99	
GOLF III 1.9 TD, GTD	AAZ	11/91 → 08/97	
GOLF III 1.9 TDI	1Z, 1Z	09/93 → 04/99	
GOLF III 1.9 TDI Syncro	1Z, AFN	07/95 → 04/99	
GOLF IV 1.9 SDI	AGP	08/97 → 06/05	
GOLF IV 1.9 TDI	AFN, 1F	10/97 → 05/06	
GOLF IV 1.9 TDI 4motion	AGR	05/01 → 05/06	
GOLF VI 1.9 TDi	AGR	07/98 → 04/02	
NEW BEETLE 1.9 TDI	ALH	01/98 → 06/04	
PASSAT II 1.6	DT	08/80 → 03/88	
PASSAT II 1.6 D	JK	08/80 → 03/88	
PASSAT II 1.6 TD	CY	04/82 → 03/88	
PASSAT II 1.8	DS	01/83 → 03/88	
PASSAT II 1.8 Syncro	DS	01/86 → 03/88	
PASSAT III 1.6	1F, RA	04/88 → 07/91	
PASSAT III 1.6 TD	RA, AAM	08/88 → 09/93	
PASSAT III 1.8	AAM, 1Z	02/88 → 05/97	
PASSAT III 1.8 16V	KR	04/88 → 12/89	
PASSAT III 1.8 G60 Syncro	PG	08/88 → 05/97	

VW			
PASSAT III 1.8 GL	KR	08/91 → 09/93	
PASSAT III 1.9 D	1Y	05/89 → 10/93	
PASSAT III 1.9 TD	AAZ	03/91 → 05/97	
PASSAT III 1.9 TDI	1Z, 2E	10/93 → 05/97	
PASSAT III 2.0	2E, AFN	02/90 → 05/97	
PASSAT III 2.0 16V	9A	08/88 → 09/93	
PASSAT III 2.0 Syncro	2E	10/90 → 05/97	
PASSAT III 2.0i	--	07/89 → 07/91	
PASSAT IV 1.9 TDI	AFN, AFN	10/96 → 11/00	
PASSAT IV 1.9 TDI 4motion	AJM	08/99 → 11/00	
PASSAT IV 1.9 TDI Syncro	AJM	11/97 → 09/00	
PASSAT IV 1.9 TDI Syncro/4motion	AFN, AFB	10/96 → 11/00	
PASSAT IV 2.5 TDI	AFB, AFB	07/98 → 05/05	
PASSAT IV 2.5 TDI 4motion	AFB, AFB	11/00 → 05/05	
PASSAT IV 2.5 TDI Syncro/4motion	AFB, AEF	12/98 → 11/00	
POLO II 1.4 D	1W	08/90 → 09/94	
POLO III 1.7 SDI	AHG	04/97 → 09/01	
POLO III 1.9 D	AEF, AEF	10/99 → 09/01	
POLO III 1.9 SDi	AEF, AFN	05/96 → 09/01	
POLO III 1.9 TDI	AFN, AEF	01/97 → 09/01	
POLO III 60 1.4	AEX	12/95 → 09/01	
POLO III 60 1.7 SDI	AKU	08/97 → 10/99	
POLO III 64 1.9 D	1Y	01/96 → 10/96	
POLO III 64 1.9 D	AEF, AEF	10/94 → 10/99	
POLO III 64 1.9 SDI	AEF, AHU	12/95 → 10/99	
POLO III 90 1.9 TDI	AHU, 1Z	09/96 → 09/01	
SHARAN I 1.9 TDI	1Z, DF	09/95 → 03/10	
TRANSPORTER III 1.9	DF, DJ	08/82 → 07/92	
TRANSPORTER III 1.9 Syncro	DG	02/85 → 07/92	
TRANSPORTER III 2.1	DJ, 1X	08/84 → 07/92	
TRANSPORTER III 2.1 i	SS	07/89 → 07/92	
TRANSPORTER III 2.1 Syncro	SR	10/86 → 07/92	
TRANSPORTER IV 1.9 D	1X, AAB	07/90 → 12/95	
TRANSPORTER IV 1.9 TD	ABL	10/92 → 04/03	
TRANSPORTER IV 2.4 D	AAB, ACV	07/90 → 04/98	
TRANSPORTER IV 2.4 D Syncro	AAB	10/92 → 09/98	
TRANSPORTER IV 2.5 TDI	ACV, ABU	09/95 → 04/03	
TRANSPORTER IV 2.5 TDI Syncro	ACV	09/95 → 04/03	
VENTO 1.4	ABD	11/91 → 09/98	
VENTO 1.6	ABU, 1Z	09/92 → 02/99	
VENTO 1.9 D	1Y	11/91 → 09/98	
VENTO 1.9 SDI	AEY	04/97 → 09/98	
VENTO 1.9 TD	AAZ	11/91 → 09/98	
VENTO 1.9 TDI	1Z, 312A1.000	09/93 → 09/98	

7.0096

1

ENGINE OIL PRESSURE WARNING LIGHT SWITCHES

Adatt./Suitable:

ABARTH

55202374
7706596

ALFA ROMEO

55202374
60593844
60593845
60807244
60808371
60813321
7705830

CHEVROLET

25180905
55202374

CHRYSLER

55202374

CITROËN

1131 98
1131 C7
1131 J5

FIAT

46420838
4859913
4859914
50008757
500312468
55202374
60593844
60593845
60808371
71749462
7681395
7705830
7706596
K68070741AA
K68096456AA
K68275324AA

FORD

1 535 416
9551-9278-AA

GENERAL MOTORS

25 180 905
55 202 374
93 177 490
93 193 582

INNOCENTI

60593845

IVECO

4859914

JEEP

55202374
55275013
7705830
K68070741AA
K68096456AA
K68275324AA

LANCIA

46420838
55202374
60593845
7705830
7706596

OPEL

25180905
47 08 758
48 18 219
55202374
62 40 251
62 40 415
93177490
93193582

PEUGEOT

1131 C7
1131 J5
1131 98

SAAB

55 202 374
93 177 490

SUZUKI

16582-79J50
16582-79J50-000
16582-85E00
16582-85E00-000
37820-86J00
37820-86J00-000
37820N86J00
37820N86J00-000

TRW




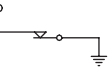
TRW074
TRW136
TRW213
TRW298
TRW318
TRW376
TRW435
TRW475
TRW517

VAUXHALL

25180905
55 202 374
93177490
93193582

MARKET DIFFUSION: HIGH



P018					Bar
					0.30
	21	M 14 x 1,5			

ABARTH

500 1.4	312A1.000, 312A1.000	08/08 →
500 MY12 1.4	--	01/12 →
500C / 595C 1.4	312A1.000, 199A8.000	09/09 →
GRANDE PUNTO 1.4	199A8.000, 955A8.000	12/07 → 12/12
PUNTO EVO 1.4	955A8.000, AR32102	07/08 → 02/12

ALFA ROMEO

33 II 1.4 4x4	AR30755	07/90 → 12/92
33 II 1.4 i.e.	AR30753, AR30738	06/91 → 09/94
33 II 1.4 i.e. 4x4	AR30755	07/90 → 09/94
33 II 1.5 i.e.	AR30751	01/90 → 09/94
33 II 1.5 i.e.	AR30738, AR30746	07/90 → 12/95
33 II 1.7 16V	AR30746, AR30746	01/90 → 09/94
33 II 1.7 16V 4x4	AR30746, AR30736	01/90 → 09/94
33 II 1.7 i.e.	AR30736, AR30736	01/90 → 12/95
33 II 1.7 i.e. 4x4	AR30736, 844A2.000	01/90 → 09/94
145 1.4 i.e.	AR33501	07/94 → 12/96
145 1.4 i.e. 16V T.S.	AR33503	12/96 → 01/01
145 1.6 16V T.S.	AR32102	09/97 → 12/00
145 1.6 i.e.	AR33201	10/94 → 12/96
145 1.6 i.e. 16V T.S.	AR32102, AR33601	12/96 → 01/01
145 1.6 LPG	AR32102	01/98 → 01/01
145 1.7 i.e. 16V	AR33401	10/94 → 12/96
145 1.8 i.e. 16V T.S.	AR67106	12/96 → 12/98
145 1.8 i.e. 16V T.S. [BRA]	AR67199	10/96 → 02/99
145 1.8 Twin Spark iE	AR32201	03/98 → 01/01
145 1.9 JTD	AR32302	02/99 → 01/01
145 1.9 TD	AR33601, AR32102	10/94 → 02/99
145 2.0	AR32301	03/98 → 01/01
145 2.0 16V T.S.	AR67204	10/95 → 01/01
145 2.0 16V T.SPARK [BRA]	AR67299	10/96 → 02/99
145 2.0 16V T.SPARK Q.V. [BRA]	AR67299	10/95 → 09/96
146 1.4 i.e.	AR33501	12/94 → 12/96
146 1.4 i.e. 16V T.S.	AR33503	11/96 → 01/01
146 1.6 16V T.S.	AR32102	09/97 → 12/00
146 1.6 i.e.	AR33201	12/94 → 12/96
146 1.6 i.e. 16V T.S.	AR32102, AR33601	11/96 → 10/01
146 1.7 i.e. 16V	AR33401	12/94 → 12/96
146 1.8 i.e. 16V T.S.	AR67106	11/96 → 01/01
146 1.8 Twin Spark iE	AR32201	03/96 → 10/01
146 1.9 JTD	AR32302	02/99 → 01/01
146 1.9 TD	AR33601, AR32104	12/94 → 02/99
146 2.0	AR32301	03/97 → 10/01
146 2.0 16V T.S.	AR67204	10/95 → 01/01
147 1.6 16V T.SPARK	AR32104	01/01 → 03/10
147 1.6 16V T.SPARK ECO	AR37203	01/01 → 03/10
147 1.6 LPG	AR32104, 182B9.000	03/01 → 03/10
147 1.9 JTD	182B9.000, 192A5.000	10/00 → 03/10
147 1.9 JTD 16V	192A5.000, 937A2.000	11/02 → 03/10
147 1.9 JTDM	937A2.000, 937A5.000	10/04 → 03/10
147 1.9 JTDM 16V	937A5.000, AR33601	09/04 → 03/10
147 1.9 JTDM 8V	937A3.000	07/05 → 03/10
147 2.0 16V T.SPARK	AR32310	01/01 → 03/10
147 3.2 GTA	932A.000	02/03 → 03/10
155 1.6 16V T.S.	AR67601	05/96 → 12/97
155 1.7 T.S. 16V	AR67106	05/96 → 12/97
155 1.9 TD	AR33601, AR67203	04/93 → 12/97
155 2.0 16V Turbo Q4	AR67203, AR67204	01/92 → 12/97
155 2.0 T.S. 16V	AR67204, AR32102	03/95 → 12/97
155 2.5 V6	AR67303	09/92 → 12/97
156 1.6 16V T.SPARK	AR32102, AR32102	09/97 → 09/05
156 1.6 16V T.SPARK.	AR32102, AR32201	05/00 → 05/06
156 1.8 16V T.SPARK	AR32201, 192B1.000	05/00 → 05/06
156 1.9 JTD	192B1.000, AR32301	05/00 →
156 1.9 JTD 16V	192A5.000	11/02 → 05/06
156 1.9 JTD 16V Q4	937A5.000	07/04 → 05/06
156 2.0 16V T.SPARK	AR32301, 932A2.000	05/00 → 06/02
156 2.0 JTS	932A2.000, 839A6.000	01/02 → 05/06
156 2.0 Twin Spark	AR32303	11/97 → 04/00
156 2.4 JTD	839A6.000, AR32401	05/00 → 05/06
156 2.5 V6 24V	AR32401, 937A8.000	02/97 → 05/06
156 2.5 V6 24V [BRA]	AR32402	10/97 → 12/01
156 3.2 GTA	932A.000	03/02 → 05/06
159 1.8 Tbi	939B1.000	05/09 → 12/12
159 1.9 JTDM 16V	937A8.000, 937A7.000	09/05 → 11/11
159 1.9 JTDM 8V	937A7.000, 844A2.000	09/05 → 11/11
159 2.0 JTDM	844A2.000, 939A3.000	05/09 → 11/11
159 2.4 JTDM	939A3.000, AR66301	09/05 → 12/12
159 2.4 JTDM Q4	939A9.000	05/07 → 11/11
159 MY2011 1.9 8V JTD	--	01/10 →
159 MY2011 2.0 JTD	--	01/10 →

ALFA ROMEO

159 MY2011 2.4 JTD	--	01/10 →
164 3.0 24V	AR66301, AR64305	09/92 → 09/98
164 3.0 V6	AR64305, AR34103	09/92 → 09/98
164 3.0i 24V Super [BRA]	64306	09/92 → 10/98
164 3.0i 24V Super Q4	AR66304	03/95 → 12/98
166 2.0 T.SPARK	AR34103, 839A6.000	10/00 → 06/07
166 2.4 JTD	839A6.000, AR34201	10/00 → 06/07
166 2.5 V6 24V	AR34201, AR34301	10/00 → 06/07
166 3.0 V6 24V	AR34301, AR30753	10/00 → 06/07
166 3.0 V6 24V [BRA]	AR34302	08/98 → 09/00
166 3.2 V6 24V	936A.000	10/03 → 06/07
4C 1.8	960A1.000	03/13 →
BRERA 2.0 JTDM	844A2.000, 939A3.000	03/08 → 06/10
BRERA 2.4 JTDM 20V	939A3.000, 198A4.000	01/06 → 06/10
GIULIETTA II 1.4 BiFuel	198A4.000	12/11 →
GIULIETTA II 1.4 TB	198A4.000, 940A3.000	04/10 →
GIULIETTA II 1.6 JTDM	940A3.000, 940A1.000	04/10 →
GIULIETTA II 1.8	940A1.000	04/11 → 02/16
GIULIETTA II 1.8 Tbi	940A1.000, 940A4.000	04/10 →
GIULIETTA II 2.0 JTDM	940A4.000, 937A5.000	04/10 →
GT 1.8 TS	AR32205	11/03 → 09/10
GT 1.9 JTD	937A5.000, 932A2.000	11/03 → 09/10
GT 2.0 JTS	932A2.000, AR16201	11/03 → 09/10
GT 3.2 GTA	936A.000	11/03 → 09/10
GTV 1.8 Twin Spark	AR32201	09/97 → 03/03
GTV 2.0 JTS	937A1.000	04/03 → 10/05
GTV 2.0 T.SPARK 16V	AR16201, AR16102	06/95 → 10/05
GTV 2.0 Twin Spark	AR32301	09/97 → 03/03
GTV 3.0 V6 24V	AR16102, 199A3.000	10/00 → 10/05
GTV 3.2 V6 24V	936A6.000	04/03 → 10/05
MITO 0.9 TwinAir	312A2.000	07/11 →
MITO 1.3 Multijet	199A3.000, 199A6.000	09/08 →
MITO 1.4	199A6.000, 198A4.000	08/08 →
MITO 1.4 BiFuel	198A4.000, 940A2.000	07/11 →
MITO 1.4 MultiAir	940A2.000, 198A1.000	09/09 →
MITO 1.4 TB	955B1.000	12/13 →
MITO 1.4 TJet	198A1.000, 955A2.000	08/08 →
MITO 1.4 Turbo MultiAir	955A2.000, 198A2.000	10/09 →
MITO 1.6 JTDM	198A2.000, AR16201	08/08 →
SPIDER II 1.8 Twin Spark	AR32201	09/97 → 03/03
SPIDER II 2.0 JTS	937A1.000	04/03 → 04/05
SPIDER II 2.0 T.SPARK 16V	AR16201, AR16101	06/95 → 04/05
SPIDER II 2.0 Twin Spark	AR32301	05/98 → 08/00
SPIDER II 3.0 12V [BRA]	AR16199	09/97 →
SPIDER II 3.0 V6	AR16101, 844A2.000	09/94 → 04/05
SPIDER II 3.0 V6 24V	AR16102	01/99 → 10/03
SPIDER II 3.2 V6 24V	936A6.000	04/03 → 04/05
SPIDER III 1.8 Tbi	939B1.000	05/09 → 03/11
SPIDER III 2.0 JTDM	844A2.000, 939A3.000	04/09 → 06/10
SPIDER III 2.4 JTDM	939A3.000, LDV	04/07 → 06/10

CHEVROLET

AVEO II 1.3 D	LDV, Z22D1	07/11 →
CAPTIVA 2.2 D	Z22D1, A22DMH	03/11 →
CAPTIVA 2.2 D 4WD	A22DMH, LNP	03/11 →
CRUZE 2.0 CDI	LNP, LNP	05/09 →
CRUZE 2.0 TD	LNP	08/12 →
ORLANDO 2.0 D	LNP, 8140.435	02/11 →

CHRYSLER

DELTA 1.4	198A4.000	08/11 →
DELTA 1.6 D Multijet	844A3000	08/11 →
DELTA 2.0 D Multijet	198A5.000	08/11 →
YPSILON 0.9 Twinair	312A2.000	05/11 →
YPSILON 1.2	169A4.000	05/11 →
YPSILON 1.3 Multijet	199B1.000	05/11 →

CITROËN

JUMPER I 2.8 D	8140.63(F28D)	01/99 → 02/02
JUMPER I 2.8 HDi	8140.435, --	09/00 → 04/02
JUMPER I 2.8 HDi 4x4	8140.435	09/00 → 04/02
JUMPER I 2.8 TD	8140.43	10/99 → 04/02
JUMPER II 2.8 HDi	--, 8140.435	04/02 →
JUMPER II 2.8 HDi 4x4	8140.435, 1580SPI	02/02 →
JUMPER II 2.8 HDi Trazione integrale	8140.435	04/02 →
JUMPER II 2.8 TD	8140.43	04/02 →
JUMPY I 1.6	1580SPI, 1580SPI	10/95 → 08/00
JUMPY I 1.6 i	1580SPI, F13DTE5	10/95 → 08/00
NEMO 1.3 HDi 75	F13DTE5, 199B6.000	10/10 →

FIAT

500 0.9	199B6.000, 169A1.000	07/10 →
500 1.2	169A4.000	10/07 →
500 1.2 LPG	169A4.000	01/09 →
500 1.3 D Multijet	169A1.000, 199B6.000	10/07 →
500 1.4	169A3.000	10/07 →
500 C 0.9	199B6.000, 169A1.000	09/09 →
500 C 1.2	169A4.000	09/09 →
500 C 1.3 D Multijet	169A1.000, 169A3.000	09/09 →
500 C 1.4	169A3.000, 199B6000CNG	09/09 →

FIAT

500 MY12 0.9	--	01/12 →
500 MY12 1.2	--	01/12 →
500 MY12 1.3 JTD	--	01/12 →
500 MY12 1.4	--	01/12 →
500 MY15 0.9	--	01/15 →
500 MY15 1.2	--	01/15 →
500 MY15 1.2 LPG	--	01/15 →
500 MY15 1.4	--	01/15 →
500L 0.9	199B6.000	09/12 →
500L 0.9 Natural Power	199B6000CNG, 199B4.000	03/13 →
500L 1.3 D Multijet	199B4.000, 843A1.000	09/12 →
500L 1.4	843A1.000, 199B5.000	09/12 →
500L 1.4 LPG	940B7.000	02/14 →
500L 1.6 D Multijet	199B5.000, 55263842	09/12 →
500X 1.4	55263624	09/14 →
500X 1.4 4x4	55263623	02/15 →
500X 1.6	55263842, 55263087	09/14 →
500X 1.6 D Multijet	55263084	09/14 →
500X 2.0 4x4	--	09/15 →
500X 2.0 D Multijet 4x4	55263087, 183A1.000	09/14 →
BARCETTA 1.8 16V	183A1.000, 182B2.000	04/95 → 05/05
BRAVA 1.2 16V	182B2.000	12/98 → 12/02
BRAVA 1.2 16V 80	182B2.000, 182A4.000	10/00 → 12/02
BRAVA 1.4	182A5.000	10/95 → 10/01
BRAVA 1.4 12 V	182A3.000	10/95 → 08/98
BRAVA 1.6 16V	182A4.000, 182A7.000	10/95 → 12/02
BRAVA 1.8 GT 16V	182A2.000	10/95 → 08/01
BRAVA 1.9	160A7.000	10/95 → 05/97
BRAVA 1.9 JTD	182A7.000, 182A7.000	09/00 → 10/01
BRAVA 1.9 JTD 105	182B4.000	12/98 → 10/01
BRAVA 1.9 TD 100 S	182A7.000, 182B2.000	03/96 → 10/01
BRAVA 1.9 TD 75 S	182A8.000	03/96 → 10/01
BRAVO I 1.2 16V 80	182B2.000, 182A3.000	10/00 → 10/01
BRAVO I 1.4	182A3.000, 178A8.011	10/95 → 10/01
BRAVO I 1.4 LPG	192B2.000	06/09 → 12/14
BRAVO I 1.6	182B6.000	09/00 → 10/01
BRAVO I 1.6 16V	178A8.011, 182A7.000	10/95 → 10/01
BRAVO I 1.8 GT	182A2.000	10/95 → 10/01
BRAVO I 1.9	160A7.000	10/95 → 05/97
BRAVO I 1.9 JTD	182A7.000, 182A7.000	09/00 → 10/01
BRAVO I 1.9 JTD 105	182B4.000	12/98 → 1

FIAT			FIAT			FIAT		
DOBLO I 1.6 JTD Multijet/ Multijet	198A3.000, 182B6.000	02/10 →	IDEA 1.3 D Multijet	188A9.000, 192B2.000	01/04 →	PANDA I 900 CL	146A.048	05/91 → 12/92
DOBLO I 1.6 Natural Power	182B6.000, 182B9.000	09/02 →	IDEA 1.3 JTD Multijet	199B1.000	05/08 → 12/12	PANDA I 900 i.e.	1170A1.046	01/98 →
DOBLO I 1.9 D	223A6.000	03/01 →	IDEA 1.4	192B2.000, --	12/03 →	PANDA II 1.1	--	09/03 →
DOBLO I 1.9 D Multijet	186A9.000	10/05 →	IDEA 1.4 16V	--, --	01/04 →	PANDA II 1.2	169A4.000, 169A4.000	09/03 →
DOBLO I 1.9 JTD	182B9.000, 199A3.000	10/01 →	IDEA 1.4 LPG	350A1.000	10/04 → 12/12	PANDA II 1.2 4x4	169A4.000, 169A4.000	09/04 →
DOBLO I 1.9 JTD 8V	--	10/05 →	IDEA 1.6 D Multijet	350A2.000	05/08 →	PANDA II 1.2 Bipower	188A4.000	09/04 → 12/11
DOBLO I 1.9 JTD Multijet	186A9.000	12/06 →	IDEA 1.9 D	--	01/08 →	PANDA II 1.2 Bi-Power / Natural Power	--	04/09 →
DOBLO I 2.0 JTD Multijet	263A1.000	02/10 →	IDEA 1.9 JTD	188B2.000	01/04 →	PANDA II 1.2 Euro 4	--	04/09 →
DOBLO II 1.3 D Multijet	199A3.000, 198A4.000	02/10 →	LINEA 1.3 D Multijet	--, 182B6.000	06/07 →	PANDA II 1.2 Euro 5	--	04/09 →
DOBLO II 1.4	198A4.000, 198A4.000	02/10 →	LINEA 1.3 JTD Multijet	199A3.000	10/06 →	PANDA II 1.2 LPG	169A4.000, 188A4.000	04/09 →
DOBLO II 1.4 Natural Power	198A4.000, 198A3.000	02/10 →	LINEA 1.4	350A1.000	06/07 →	PANDA II 1.2 Natural Power	188A4.000, --	01/07 → 12/11
DOBLO II 1.6 D Multijet	198A3.000, 8140.27	02/10 →	LINEA 1.4 16V [IND]	--	06/07 →	PANDA II 1.3 D Multijet	--, 169A1.000	09/03 →
DOBLO II 2.0 D Multijet	263A1.000	01/10 →	LINEA 1.4 16V TURBO [IND]	--	09/07 →	PANDA II 1.3 D Multijet 4x4	169A1.000, 350A1.000	10/04 →
DUCATO I 2.5 D	8144.67	03/89 → 05/94	LINEA 1.4 T-Jet	198A4.000	09/07 →	PANDA II 1.3 JTD Multijet 4x4	169A1.000	09/10 → 08/13
DUCATO I 2.5 TD	8140.27	07/90 → 03/94	LINEA 1.6	--	07/08 →	PANDA II 1.4	--	10/06 →
DUCATO I 2.5 TD 4x4	8140.27, 8140.47	09/86 → 05/94	LINEA 1.6 D Multijet	198A3.000	06/09 →	PANDA II 1.4 16V	--	01/10 →
DUCATO II 1.9 D	230A2.000	03/94 → 04/02	LINEA 1.8 Flex	370A0.011	09/10 →	PANDA II 1.4 Natural Power	350A1.000, 312A2.000	10/09 →
DUCATO II 1.9 D Combinato	230A2.000	06/95 → 04/02	MAREA 1.2 16V	182B2.000	10/98 → 05/02	PANDA III 0.9	312A2.000, 312A2.000	02/12 →
DUCATO II 1.9 TD	230A3.000	03/94 → 04/02	MAREA 1.4 80 12V	182A3.000	09/96 → 05/02	PANDA III 0.9 4x4	312A2.000, 312A2.000	09/12 →
DUCATO II 1.9 TD CAT	230A4.000	08/94 → 04/02	MAREA 1.6	182B6.000, 182A4.000	09/96 → 05/02	PANDA III 0.9 Natural Power	312A2.000, 199A1.000	07/12 →
DUCATO II 1.9 TD Combinato	230A4.000	08/94 → 04/02	MAREA 1.6 100 16V	182A4.000	09/96 → 05/02	PANDA III 1.2	169A4.000	02/12 →
DUCATO II 1.9 TD Panorama/ Combinato	230A3.000	03/94 → 04/02	MAREA 1.6 100 16V Bipower	182A4.000, 182A7.000	04/99 → 05/02	PANDA III 1.2 LPG	169A4.000	06/12 →
DUCATO II 2.5 D	8140.67	03/94 → 04/02	MAREA 1.6 16V	185A3.000	04/97 → 02/99	PANDA III 1.3 D Multijet	199A1.000, 199A1.000	02/12 →
DUCATO II 2.5 D 4x4	8140.67	03/94 → 04/02	MAREA 1.6 SX	182B5.098	09/90 → 08/02	PANDA III 1.3 D Multijet 4x4	199A1.000, 199A3.000	06/12 →
DUCATO II 2.5 D Combinato	8140.67	08/94 → 04/02	MAREA 1.8 115 16V	182A2.000	09/96 → 05/02	PANDA 1.2	169A4.000	01/12 → 08/13
DUCATO II 2.5 TD	8140.47, 8140.47	06/94 → 08/98	MAREA 1.9 JTD	182B9.000	01/01 → 12/07	PANDA 1.2 LPG	169A4.000	01/12 → 08/13
DUCATO II 2.5 TD 4x4	8140.47, 8140.47	06/94 → 04/98	MAREA 1.9 JTD 105	182B4.000	12/98 → 12/02	PANDA 1.3 JTD Multijet	169A5.000	01/12 → 08/13
DUCATO II 2.5 TDI	8140.47, 8140.47	03/94 → 04/02	MAREA 1.9 JTD 110	186A6.000	09/90 → 08/02	PANDA 1.4 Natural Power	350A1000CNG, 156C.046	01/12 → 08/13
DUCATO II 2.5 TDI 4x4	8140.47	04/97 → 04/02	MAREA 1.9 TD	182A7.000, 182A7.000	08/96 → 02/99	PRATICO 1.3 JTD Multijet	199A3.000, 176A4.000	02/10 →
DUCATO II 2.5 TDI Combinato	8140.47R	08/94 → 04/02	MAREA 1.9 TD 75	182A7.000, 182A1.000	05/96 → 06/03	PRATICO 1.6 JTD Multijet	198A3.000	02/10 →
DUCATO II 2.5 TDI Panorama/ Combinato	8140.47, 8140.43	03/94 → 04/02	MAREA 1.9 TD 100	182A8.000	09/96 → 05/02	PRATICO 2.0 JTD Multijet	263A1.000	02/10 →
DUCATO II 2.8 D	8140.63	02/98 → 04/02	MAREA 2.0 150 20V	182A1.000, 182B4.000	01/01 → 04/99	PUNTO I 1.1	176B2.000	04/96 → 02/00
DUCATO II 2.8 D 4x4	8140.63	08/98 → 04/02	MAREA 2.0 155 20V	182B7.000	04/99 → 02/03	PUNTO I 1.2 16V	176B9.000	04/97 → 09/99
DUCATO II 2.8 iDTD 4x4	8140.43	05/98 → 09/01	MAREA 2.0i 20v [BRA]	182A1.011	10/96 → 04/99	PUNTO I 1.4 GT Turbo	176A4.000, 176A3.000	10/93 → 07/99
DUCATO II 2.8 JTD	8140.43, 8140.43	11/00 →	MAREA 2.4 JTD 130	185A6.000	04/99 → 05/02	PUNTO I 1.6	176A9.000	01/94 → 04/97
DUCATO II 2.8 JTD 4x4	8140.435	11/00 →	MAREA 2.4 TD 125	185A2.000	09/96 → 04/99	PUNTO I 1.7 D	176B3.000	04/94 → 02/00
DUCATO II 2.8 JTD Power	8140.435	05/04 →	MARENGO 1.9 JTD	182B4.000, 182A7.000	03/99 → 08/02	PUNTO I 1.7 TD	176A3.000, 176A6.000	01/94 → 09/99
DUCATO II 2.8 TD	8140.43, 250A1.000	04/02 → 07/06	MARENGO 1.9 TD	182A7.000, 182B6.000	07/96 → 02/99	PUNTO I 55 1.1	176A6.000, 176A7.000	09/93 → 09/99
DUCATO II 2.8 TD 4x4	8140.43	05/98 → 07/06	MARENGO 1.9 TD	182B6.000, 182B6.000	09/90 → 06/10	PUNTO I 60 1.2	176A7.000, 188A4.000	09/93 → 06/00
DUCATO II 2.8 TDI	8140.43	10/97 → 04/02	MULTIPLA 1.6	182A4.000	04/99 → 06/10	PUNTO I 75 1.2	176A8.000	10/93 → 09/99
DUCATO II 2.8 TDI 4x4	8140.43	06/99 → 04/02	MULTIPLA 1.6 100 16V	182B6.000	04/02 → 06/10	PUNTO I 85 16V 1.2	176B9.000	04/97 → 06/00
DUCATO III 100 Multijet 2,2 D	4HV(P22DTE)	07/06 →	MULTIPLA 1.6 16V	182B6.000	10/01 → 06/10	PUNTO I 90 1.2	176A9.000	04/94 → 04/97
DUCATO III 115 Multijet 2,0 D	250A1.000, 146B2.000	06/11 →	MULTIPLA 1.6 16V Bipower	182B6.000, 186A3.000	10/01 → 06/10	PUNTO II 1.6	188A4.000	06/03 →
DUCATO III 2.0	--	01/14 →	MULTIPLA 1.6 16V Blupower	186A3.000, 178B9.033	04/99 → 06/10	PUNTO II 1.2 16V	188A5.000	06/03 →
DUNA 60 1.1	146A6.000	01/87 → 12/91	MULTIPLA 1.6 16V GPL	182B6.000	10/01 → 06/10	PUNTO II 1.2 16V 80	188A5.000	09/99 → 12/06
DUNA 70 1.3	146A5.000	01/87 → 12/91	MULTIPLA 1.6 Natural Power	182B6000CNG	11/08 → 06/10	PUNTO II 1.2 60	188A4.000	09/99 → 12/10
ELBA 1.3	146A5.000	04/91 → 02/95	MULTIPLA 1.9 JTD	186A9.000	04/02 → 06/10	PUNTO II 1.2 Bifuel	188A4.000	08/07 → 03/12
ELBA 1.4	146D5.000	10/93 → 02/95	MULTIPLA 1.9 JTD 110	186A6.000	03/01 → 07/02	PUNTO II 1.2 Bipower	188A4.000	08/01 → 05/03
ELBA 1.5	149C1.000	01/92 → 12/96	MULTIPLA 1.9 JTD 115	186A8.000	07/02 → 06/10	PUNTO II 1.2 Natural Power	188A4.000, 199A6.000	01/03 → 03/12
ELBA 1.7 D	146B2.000, 146C6.000	04/89 → 10/97	PALIO 1.0 GLX	--	07/98 → 10/03	PUNTO II 1.2 D Multijet	188A9.000	02/05 → 10/09
FIORINO I 1.1 60	146A9.000	11/86 → 04/88	PALIO 1.0 MPI	--	06/05 →	PUNTO II 1.3 JTD	188A9.000	06/03 → 10/05
FIORINO I 1.3	146A5.000	12/87 → 08/93	PALIO 1.1	178F1.011	11/03 → 07/05	PUNTO II 1.3 JTD 16V	188A9.000	06/03 → 03/12
FIORINO I 1.5	149C1.000	01/88 → 08/93	PALIO 1.1	178B9.033, 176A8.000	06/06 →	PUNTO II 1.4	199A6.000, 183A1.000	09/03 →
FIORINO II 1.0 iE	156A2.246	11/92 → 04/96	PALIO 1.2	176A8.000, 178B2.000	07/01 →	PUNTO II 1.8 130 HGT	183A1.000, 188A7.000	09/99 → 03/12
FIORINO II 1.2 MPI	178E8.011	01/04 →	PALIO 1.2 75	178B7.045	03/98 →	PUNTO II 1.8 16V	188A6.000	06/03 →
FIORINO II 1.3	146A5.000	01/88 → 12/94	PALIO 1.2 16V	178D7.055	06/05 →	PUNTO II 1.9 D 60	188A3.000	02/00 → 10/09
FIORINO II 1.4	146C5.000	11/92 → 05/01	PALIO 1.2 MPI	178C4.066	01/02 →	PUNTO II 1.9 DS 60	188A3.000	09/99 → 03/12
FIORINO II 1.5 iE	149C1.000	01/88 → 10/92	PALIO 1.3	--	06/03 →	PUNTO II 1.9 JTD	188A7.000, 169A4.000	02/00 → 03/12
FIORINO II 1.6	146C6.000, 146B2.000	01/94 → 05/01	PALIO 1.3	--	06/03 →	PUNTO II 1.9 JTD 80	188A2.000	09/99 → 03/12
FIORINO II 1.7 D	146B2.000, 146B2.000	01/88 →	PALIO 1.3 JTD Multijet	188A9.000	06/03 →	PUNTO III / GRANDE PUNTO 1.2	169A4.000, 199A2.000	10/05 →
FIORINO II 1.7 TD	146D7.000	11/96 → 05/01	PALIO 1.3 Multijet INDIA	199A2.000	06/05 →	PUNTO III / GRANDE PUNTO 1.2 Actual	--	01/08 →
FIORINO II 60 1.1	146A9.000	05/88 → 12/93	PALIO 1.4	178B2.000, 178C7.098	07/97 →	PUNTO III / GRANDE PUNTO 1.2 Actual	--	09/09 →
FIORINO II 60 1.7 D	146B2.000, 146C5.000	05/88 → 10/96	PALIO 1.4 Cat	178B2.016	04/96 → 08/01	PUNTO III / GRANDE PUNTO 1.2 LPG	199A4.000	07/08 →
FIORINO II 65 1.7 TD	146D7.000	01/97 → 05/01	PALIO 1.5	178E5.022	02/02 →	PUNTO III / GRANDE PUNTO 1.3 D Multijet	199A2.000, 199A7.000	10/05 →
FIORINO II 70 1.3	146A5.000	01/88 → 12/94	PALIO 1.5 MPI	178E5.027	08/01 →	PUNTO III / GRANDE PUNTO 1.3 JTD	--	01/08 → 09/09
FIORINO II 70 i.e. 1.4	146C5.000, 146C6.000	05/94 → 05/01	PALIO 1.6	178C7.098, 178B3.000	07/97 →	PUNTO III / GRANDE PUNTO 1.3 JTD Actual	--	01/08 →
FIORINO II 75 i.e. 1.5	149C1.000	05/88 → 12/93	PALIO 1.6 16V	178B3.000, 176A3.000	02/01 →	PUNTO III / GRANDE PUNTO 1.4	199A6.000	10/05 →
FIORINO II 75 i.e. 1.6	146C6.000, 199A2.000	10/93 → 05/01	PALIO 1.6 16V 100	178C8.098	01/98 →	PUNTO III / GRANDE PUNTO 1.4 16V [IND]	--	01/08 →
FIORINO III 1.3 D Multijet	199A2.000, 350A1.000	11/07 →	PALIO 1.6 16V Sport	178E7.000	10/01 →	PUNTO III / GRANDE PUNTO 1.4 Actual	--	09/09 →
FIORINO III 1.4	350A1.000	10/09 →	PALIO 1.7 D	176B3.000	04/96 →	PUNTO III / GRANDE PUNTO 1.4 Actual	350A1.000, 199A5.000	07/08 →
FIORINO III 1.4 Natural Power	350A1.000, 939B5.000	06/08 →	PALIO 1.7 TD	176A3.000, 350A1000CNG	04/96 →	PUNTO III / GRANDE PUNTO 1.4 T-Jet	198A4.000	09/07 →
FREEMONT 2.0 JTD	939B5.000, 940A5.000	08/11 →	PALIO 1.7 TD 70	176B7.000	04/99 →	PUNTO III / GRANDE PUNTO 1.9 D Multijet	199A5.000, 199B6.000	10/05 →
FREEMONT 2.0 JTD 4x4	939B5.000	08/11 →	PALIO 1.9 D	223A6.000	09/00 →			
FREEMONT 2.0 JTDM	940A5.000, 199A2.000	08/11 →	PALIO 1.9 JTD	188A2.000	09/01 →			
GRANDE PUNTO 1.3 JTD Multijet	199A2.000, 188A9.000	02/06 → 06/13	PANDA I 1.1	156C.046, 156A2.000	09/00 → 03/95			
GRANDE PUNTO 1.4	350A1.000	02/06 → 06/13	PANDA I 1.1 AWD	187A1.000	09/00 → 02/04			
GRANDE PUNTO 1.4 LPG	350A1.000	10/05 → 12/12	PANDA I 1000	156A2.000, 141C2.000	01/85 →			
GRANDE PUNTO 1.4 Natural Power	350A1000CNG	03/09 → 12/12	PANDA I 1000 4x4	141C2.000, 141C2.000	01/86 → 12/94			
GRANDE PUNTO 1.6 Multijet	955A3.000	01/08 → 12/09	PANDA I 1000 CLX	156A2.000	05/91 → 12/94			
GRANDE PUNTO 1.9 JTD	199A7.000	02/06 → 12/12	PANDA I 1000 i.e	156A2.246	08/92 → 02/04			
IDEA 1.2	--	01/08 →	PANDA I 1000 i.e. Cat	141C2.000, 156C.046	10/87 → 08/98			
IDEA 1.2 16V	188A5.000	01/04 →	PANDA I 1100	156C.046, 141B.000	05/91 → 12/99			
IDEA 1.2 D	--	01/08 →</						

FIAT			FIAT			JEEP			LANCIA		
PUNTO III EVO 1.2	169A4.000, 199A2.000	10/09 → 02/12	TIPO I 1.8 i.e	836A5.000	03/93 → 04/95	RENEGADE 1.4	55263624, EAM	07/14 →	DEDRA 1.6	159B9.000	07/94 → 07/99
PUNTO III EVO 1.3 D Multijet	199A2.000, 199A7.000	07/08 →	TIPO I 1.8 i.e.	159A4.000, 160A6.000	10/90 → 10/95	RENEGADE 1.4 4x4	EAM, EJJ(55260384)	07/14 →	DEDRA 1.6 16V	182A4.000	01/96 → 07/99
PUNTO III EVO 1.4	199A7.000, 955A2.000	03/09 →	TIPO I 1.9 D	160A7.000	07/91 → 08/95	RENEGADE 1.6	EJH(55263842)	07/14 →	DEDRA 1.6 i.e.	835A1.000, 835A2.000	08/89 → 07/99
PUNTO III EVO 1.4 16V	955A2.000, 350A1.000	10/09 → 02/12	TIPO I 1.9 TD	160A6.000, 159A5.046	09/90 → 04/95	RENEGADE 1.6 CRD	EJJ(55260384), 55263088	07/14 →	DEDRA 1.6 LE Cat	159B9.000	07/94 → 07/99
PUNTO III EVO 1.4 LPG	350A1.000	06/09 → 02/12	TIPO I 2.0	159A5.046, 159A5.046	10/90 → 04/95	RENEGADE 2.0 CRD 4x4	55263088, 835A1.000	07/14 →	DEDRA 1.8 16V LE	182A2.000	03/96 → 07/99
PUNTO III EVO 1.4 Natural Power	350A1.000, 199A2.000	10/09 → 02/12	TIPO I 2.0 16V	160A8.046	07/91 → 04/95				DEDRA 1.8 GT 16V	183A1.000	03/96 → 07/99
PUNTO III EVO 1.6 D Multijet	955A3.000	10/09 → 02/12	TIPO I 2.0 i.e.	159A5.046, 199B1.000	03/90 → 04/95				DEDRA 1.8 i.e.	835A2.000, 160D1.000	09/89 → 07/99
PUNTO III 0.9	199B6.000, 169A4.000	07/13 →	TIPO I 2.0 i.e. [BRA]	159A6.011	03/93 → 10/95				DEDRA 1.9 TDS	160D1.000, 835A5.000	04/89 → 07/99
PUNTO III 0.9 Bifuel	312A2.000	03/12 →	TIPO I 2.0 i.e. 16V Sport	836A3.000	03/93 → 04/95				DEDRA 2.0 16V	836A3.000	07/94 → 07/99
PUNTO III 0.9 Twinair Turbo	312A2.000	03/12 →	TIPO II 1.3 D	199B1.000, 843A1.000	10/15 →				DEDRA 2.0 HF Integrale	835A7.046	11/90 → 07/94
PUNTO III 1.2	169A4.000, 199A2.000	03/12 →	TIPO II 1.4	843A1.000, 55260384	10/15 →				DEDRA 2.0 i.e. Turbo	835A8.046	04/91 → 07/99
PUNTO III 1.3 D Multijet	199A2.000, 199A7.000	04/08 →	TIPO II 1.4 LPG	940B7.000	05/16 →				DEDRA 2.0 i.e. Turbo Integrale	836A3.000	07/94 → 07/99
PUNTO III 1.3 JTD Multijet	955B2.000	05/18 →	TIPO II 1.6 D	55260384, 127A5.000	10/15 →				DEDRA 2.0 Turbo	835A8.000	11/90 → 06/94
PUNTO III 1.4	199A7.000, 350A1.000	04/08 →	UNO 1.0	146A2.166	11/94 → 08/00				DELTA I 1.5	831A1.000, 149C2.000	09/79 → 12/92
PUNTO III 1.4 Bifuel	350A1.000	03/12 →	UNO 1.3 Super Diesel	127A5.000, 146A8.000	06/83 → 03/92				DELTA I 1.6 GT i.e.	149C2.000, 831B3.000	08/86 → 08/92
PUNTO III 1.4 LPG	350A1.000	03/09 →	UNO 1.4 Super	146C2.028	09/89 → 09/92				DELTA I 1.6 HF Turbo	831B3.000, 831E5.000	08/86 → 03/89
PUNTO III 1.4 Multi Air	955A6.000	03/12 →	UNO 1.4 Turbo i.e.	146A8.000, 146B2.000	09/89 → 12/96				DELTA I 2.0 16V HF Evo Integrale	831E5.000, 160A1.046	06/93 → 01/94
PUNTO III 1.4 Natural Power	350A1.000, 169A4.000	03/09 →	UNO 1.7 D	146B2.000, 156A2.000	02/88 → 08/00				DELTA I 2.0 HF Integrale	831C5.046	12/86 → 12/92
PUNTO III 1.4 Turbo Multi Air	955A2.000	03/12 →	UNO 1.7 DS Super	146B2.000	09/89 → 03/94				DELTA II 1.4 i.e.	160A1.046, 182A6.000	10/94 → 08/99
PUNTO 1.4	350A1.000	03/12 →	UNO 1.9 D	149B5.046	09/89 → 03/94				DELTA II 1.6 i.e.	182A6.000, 835C2.000	06/93 → 08/99
PUNTO 1.4 LPG	350A1.000	03/09 → 02/12	UNO 45 0.9 Trend	146A.048	09/89 → 09/92				DELTA II 1.6 i.e. 16V	182A4.000	01/96 → 08/99
PUNTO 1.4 Natural Power	350A1000CNG	03/09 → 02/12	UNO 45 1.0	156A2.000, 146A4.048	06/86 → 12/93				DELTA II 1.8 i.e.	835C2.000, 160D1.000	06/93 → 08/99
QUBO 1.3 D Multijet	199A2.000, 350A1.000	02/08 →	UNO 45 i.e. 1.0	156A2.246	04/84 → 10/95				DELTA II 1.8 i.e. 16V	182A2.000	03/96 → 08/99
QUBO 1.4	350A1.000	10/09 →	UNO 50 1.1	156C.046	01/90 → 12/93				DELTA II 1.8 i.e. 16V GT	183A1.000	03/96 → 08/99
QUBO 1.4 Natural Power	350A1.000, 176B2.000	10/09 →	UNO 50 i.e. 1.1	146C3.000	06/92 → 12/93				DELTA II 1.9 TD	160D1.000, 175A4.000	10/94 → 08/99
SCUDO I 1.6	220A2.000	02/96 → 12/06	UNO 60 1.1	146A4.048, 146C1.000	02/88 → 12/92				DELTA II 2.0 16V	836A3.000	06/93 → 08/99
SEDICI 1.9 D Multijet	D19AA	06/06 → 10/11	UNO 60 Diesel 1.7	146B2.000	09/89 → 12/93				DELTA II 2.0 16V Turbo	175A4.000, 198A1.000	06/93 → 08/99
SEDICI 1.9 D Multijet 4x4	D19AA	06/06 → 10/11	UNO 70 i.e. 1.4	146C1.000, 146B2.000	09/89 → 07/96				DELTA III 1.4	198A1.000, 198A2.000	09/08 → 08/14
SEDICI 2.0 D Multijet	D20AA	06/06 → 10/14	UNO 70 S 1.4	160A1.048	10/88 → 06/06				DELTA III 1.4 Bifuel	198A4.000	07/11 → 08/14
SEDICI 2.0 D Multijet 4x4	D20AA	06/06 → 10/14	UNO 70 TD 1.4	146B3.000	10/86 → 10/90				DELTA III 1.6 D Multijet	198A2.000, 844A3.000	09/08 → 08/14
SEDICI MY12 2.0 D	--	01/12 →	UNO 75 i.e. 1.5	149C1.000	10/85 → 12/93				DELTA III 1.6 JTD Multijet	844A3.000, 198A5.000	09/08 → 12/14
SEICENTO / 600 0.9	1170A1.046	11/97 → 01/10	UNO CS 1.1	146A6.000	09/87 → 09/91				DELTA III 1.8	939B1.000	01/09 → 08/14
SEICENTO / 600 1.1	176B2.000, 178B5.000	01/98 → 01/10	UNO CS 1.7 DS	146B2.000, FP4	07/87 → 09/91				DELTA III 1.9 D Multijet	844A1.000	01/09 → 08/14
SIENA 1.2	178B5.000, --	01/98 →	UNO Mondo 1.0	146A2.166	01/98 →				DELTA III 2.0 D Multijet	198A5.000, 834A4.000	09/08 → 08/14
SIENA 1.2 16V	178D7.055	01/02 →	UNO Mondo 1.0 [IND]	146A2.166	01/98 →				KAPPA 2.0 16V Turbo	834A4.000, 838A1.000	02/95 → 10/01
SIENA 1.2 MJTD	--	01/02 →	UNO Mondo 1.0 i.e.	146D8.000	01/96 →				KAPPA 2.0 20V	838A1.000, 838A2.000	10/94 → 10/01
SIENA 1.3 JTD	188A9.000	09/03 → 12/09	UNO Mondo 1.2 i.e. [IND]	178D5.066	01/96 →				KAPPA 2.0 iE	175A3.000	03/98 → 12/01
SIENA 1.4	--, 178B2.000	01/02 →	UNO Mondo 1.4 Super	146C2.028	01/96 →				KAPPA 2.4 20V	838A2.000, 838A3.000	08/94 →
SIENA 1.4 Cat	178B2.000, 178E5.022	04/96 → 12/09	UNO Mondo 1.7 DS	146B2.000	01/96 →				KAPPA 2.4 JTD	838A8.000	02/98 → 12/01
SIENA 1.5	178E5.022, 176B7.000	09/02 →	UNO Mondo 1.7 DS [IND]	146B2.000	01/96 →				KAPPA 2.4 TDS	838A3.000, 839A4.000	08/94 → 10/01
SIENA 1.6	182B6.000	11/00 → 12/09							KAPPA 3.0 24V	838B.000	08/94 → 10/01
SIENA 1.6 16V	178B3.000	09/98 →	FIAT (BR)						LYBRA 1.6	182B6.000	10/00 → 10/05
SIENA 1.7 [CHN]	--	01/06 →	BRAVA 1.6i 16v	1.6Mpi	01/00 →				LYBRA 1.6 16V	182A4.000	07/99 → 10/05
SIENA 1.7 D	176A3.000	03/02 →	BRAVA 1.8i 16v	1.8Mpi	01/00 →				LYBRA 1.8 16V	839A4.000, 937A2.000	07/99 → 10/05
SIENA 1.7 D [MAR]	176B3.000	01/98 →	COUPE 2.0i 16V	2.0Mpi	01/95 → 12/97				LYBRA 1.9 JTD	937A2.000, 182B7.000	09/00 → 10/05
SIENA 1.7 TD	176A3.000	02/06 → 12/09	MAREA 1.8i 16v	1.8Mpi	01/00 → 12/01				LYBRA 2.0 20V	182B7.000, 839A5.000	09/00 → 10/05
SIENA 1.7 TD [IND]	176B7.000, 192B2.000	04/99 →	MAREA 2.0i 20v	2.0Mpi	01/99 → 12/00				LYBRA 2.4 20V	192A2.000	10/01 → 10/05
SIENA 1.9 D	223A6.000	11/00 →	MAREA 2.0i 20v Turbo	2.0MpiTurbo	01/99 →				LYBRA 2.4 JTD	839A5.000, --	09/00 → 10/05
STILO 1.2 16V	188A5.000	02/02 → 11/06	MAREA 2.4i 20v	2.4Mpi	01/01 →				MUSA 1.3 D Multijet	--, 192B2.000	10/04 → 12/12
STILO 1.4	843A1.000	01/04 → 08/08	PALIO 1.0i	1.0MpiFire	01/01 →				MUSA 1.4	192B2.000, --	09/04 → 12/12
STILO 1.4 16V	192B2.000, --	01/04 → 08/08	PALIO 1.0i 16v	1.0Mpi16vFire	01/01 →				MUSA 1.4 16V	--	01/11 → 12/12
STILO 1.6	--, 192A8.000	04/05 → 08/08	PALIO 1.3i 16v	1.3Mpi16vFire	01/00 →				MUSA 1.4 8V	--	01/11 → 12/12
STILO 1.6 16V	182B6.000	10/01 → 08/08	PALIO 1.5i	1.5Mpi	01/96 → 12/00				MUSA 1.4 LPG	350A1.000	09/09 → 12/12
STILO 1.8 16V	192A4.000	10/01 → 08/08	PALIO 1.6i	1.6Mpi	01/99 → 12/00				MUSA 1.6 D Multijet	--, 834C1.000	07/08 → 12/12
STILO 1.9 D	192B5.000	09/04 → 08/08	PALIO 1.6i 16v	1.6Mpi16v	01/96 →				MUSA 1.9 D Multijet	188B2.000	10/04 → 09/12
STILO 1.9 D Multijet	192A8.000, 192A1.000	09/05 → 08/08	SIENA 1.3i 16v	1.3MpiFire	01/00 → 12/00				THEMA 2000 16V	834F1.000	05/92 → 07/94
STILO 1.9 JTD	192A1.000, 178B5.000	10/01 → 08/08	SIENA 1.5i	1.5Mpi	01/99 → 12/00				THEMA 2000 16V Turbo	834C1.000, 834B2.000	12/88 → 07/94
STILO 2.4 20V	192A2.000	10/01 → 04/07	SIENA 1.6i	1.6Mpi	01/98 → 12/99				THEMA 2000 i.e.	834B1.000	09/88 → 05/92
STRADA 1.2	178B5.000, --	04/03 →	SIENA 1.6i 16v	1.6Mpi	01/98 → 12/99				THEMA 2000 i.e.	834B.146	09/87 → 05/92
STRADA 1.2 Trekking	--, 176A3.000	11/05 →	STRADA 1.5i	1.5Mpi	01/99 → 12/01				THEMA 2000 i.e. 16V	834B2.000, 834C1.000	05/88 → 08/92
STRADA 1.3 D	--	01/11 →	STRADA 1.6i 16v	1.6Mpi	01/99 →				THEMA 2000 i.e. 16V Turbo	834C1.000, 8144.975	12/88 → 03/93
STRADA 1.3 D Multijet	199B1.000	05/06 →	STRADA 1.6i 8v	1.6Mpi	01/99 → 12/00				THEMA 2000 i.e. Turbo	834C.146	07/86 → 05/90
STRADA 1.6 MPI	178D2.011	07/05 →	TIPO 1.6i	1.6Mpi	01/93 → 12/97				THEMA 2000 Turbo	834C.146	12/88 → 03/92
STRADA 1.7 TD	176A3.000, 159A2.000	10/06 → 12/08	TIPO 2.0i 16V	2.0Mpi	01/94 → 12/95				THEMA 2000 Turbo 16V	834F2.000	11/92 → 07/94
STRADA 1.9 D	223A6.000	12/00 →	TIPO 2.0i 8v	2.0Mpi	01/94 → 12/95				THEMA 2500 Turbo DS	8144.975, 841C.000	05/88 → 07/94
STRADA 1.9 JTD	188A2.000	04/03 →	UNO 1.4i Turbo	1.4Mpi	01/94 → 12/96				THEMA 3000 V6	834F.000	08/92 → 07/94
TALENTO 1.9 D	149B1.000	03/89 → 03/94	UNO 1.5i	1.5Spi	01/92 → 12/96				THESIS 2.0 Turbo	841E.000	07/02 → 07/09
TEMPRA 1.4 i.e.	159A2.000, 159A3.000	04/90 → 08/96	UNO 1.5i Furgoneta	1.5Mpi	01/92 →				THESIS 2.4	841D.000	07/02 → 07/09
TEMPRA 1.6	159A3.000, 159A3.046	03/90 → 12/96	UNO 1.6i	1.6Mpi	01/95 → 12/96				THESIS 2.4 D Multijet	841P.000	04/06 → 07/09
TEMPRA 1.6 i.e.	159A3.046, 159A4.000	06/90 → 08/96	UNO 1.6iR	1.6Mpi	01/93 → 12/94				THESIS 2.4 JTD	841C.000, 176B9.000	07/02 →
TEMPRA 1.8 4x4	159A4.000	07/92 → 06/93	UNO 1.6R	1.6	01/90 → 12/93				THESIS 3.0 V6	841A.000	07/02 → 07/09
TEMPRA 1.8 i.e.	159A4.000, 160A6.000	03/90 → 08/96	UNO CS 1.5i	1.5Spi	01/92 → 12/96				THESIS 3.2 V6	841L.000	05/03 → 07/09
TEMPRA 1.9 D	160A7.000	07/91 → 08/96	UNO CSL 1.6	1.6	01/91 → 12/93				Y 1.1 -/iE	176B2.000	09/95 → 07/00
TEMPRA 1.9 TD	160A6.000, 160A1.000	05/90 → 08/96	UNO MILLE 1.0	1.0	01/91 → 12/95				Y 1.2	176B9.000, 840A2.000	03/96 → 09/03
TEMPRA 1.9 TDE	160A6.046	07/90 → 03/93	UNO MILLE 1.0i	1.0MpiFire	01/96 →				Y 1.2 16V	188A5.000	10/00 → 09/03
TEMPRA 2.0	159A6.046	04/90 → 06/93									

LANCIA			
Y10 1.0 Fire Catalytic-Conv	156A2.246	10/87 →	02/92
Y10 1.0 Fire Trazione integrale	156A2.000, 169A4.000	12/86 →	02/92
Y10 1.1 Fire	176B2.000	01/95 →	12/95
Y10 1.1 Fire Trazione integrale	176B2.000	01/95 →	12/95
Y10 1.1 i.e Fire	156C.000	08/89 →	06/92
Y10 1.1 i.e Fire Trazione integrale	156C.000	08/89 →	06/92
Y10 1.1 i.e. Fire	156C.046	07/89 →	09/95
Y10 1.1 i.e. Fire Trazione integrale	156C.046	09/92 →	12/95
Y10 1.3 i.e.	146A5.046	02/89 →	12/95
YPSILON I 1.2	169A4.000, 199A2.000	10/03 →	12/11
YPSILON I 1.3 D Multijet	199A2.000, 312A2.000	09/06 →	12/11
YPSILON I 1.3 JTD	188A9.000	10/03 →	12/11
YPSILON I 1.4	350A1.000	02/06 →	12/11
YPSILON I 1.4 16V	843A1.000	10/03 →	12/11
YPSILON I 1.4 LPG	350A1.000	11/10 →	12/11
YPSILON II 0.9 CNG	312A2.000, 312A2.000	05/11 →	
YPSILON II 0.9 TwinAir	312A2.000, 199B1.000	05/11 →	
YPSILON II 1.2	169A4.000	05/11 →	
YPSILON II 1.2 Bi-fuel	169A4.000	05/11 →	
YPSILON II 1.3 D Multijet	199B1.000, D13A	05/11 →	

OPEL			
AGILA A 1.3 CDTI	Z13DT	08/03 →	12/07
AGILA B 1.3 CDTI	D13A, A22DM	04/08 →	04/10
ANTARA 2.2 CDTi	A22DM, A22DM	12/10 →	
ANTARA 2.2 CDTi 4x4	A22DM, Z19DT	12/10 →	12/15
ASTRA G 1.3 CDTi	A13DTE	10/10 →	10/15
ASTRA H 1.3 CDTi	Z13DTH	12/04 →	12/11
ASTRA H 1.9 CDTi	Z19DT, A20DTH	06/04 →	12/12
ASTRA H 1.9 CDTi 16V	Z19DTJ	04/04 →	10/10
ASTRA J 1.3 CDTi	A13DTE	01/09 →	
ASTRA J 2.0 Biturbo CDTI	A20DTR	09/12 →	10/15
ASTRA J 2.0 CDTI	A20DTH, A20DTH	09/09 →	
CASCADA 2.0 CDTI	A20DTH, Y13DT	03/13 →	
COMBO C 1.3 CDTi 16V	Y13DT, A13FD	06/04 →	
COMBO D 1.3 CDTi	A13FD, A14FC	02/12 →	
COMBO D 1.4	A14FC, A14FC	02/12 →	
COMBO D 1.4 CNG	A14FC, A16FDH	02/12 →	
COMBO D 1.6 CDTi	A16FDH, Y13DT	02/12 →	
COMBO D 2.0 CDTi	A20FD	02/12 →	
CORSA C 1.3 CDTi	Y13DT, A13DTC	06/03 →	
CORSA C 1.3 CDTi 16V	Z13DT	07/05 →	06/06
CORSA C 1.3 DTI	Y13DT	09/03 →	
CORSA D 1.3 CDTi	A13DTC, A20DTR	07/06 →	08/14
INSIGNIA 2.0 Biturbo CDTI	A20DTR, A20DTR	07/08 →	03/17
INSIGNIA 2.0 Biturbo CDTI 4x4	A20DTR, A20DT	07/08 →	03/17
INSIGNIA 2.0 CDTi	A20DT, A20DTH	07/08 →	03/17
INSIGNIA 2.0 CDTi 4x4	A20DTH, Y13DT	06/10 →	03/17
MERIVA A 1.3 CDTi	Y13DT, A13DTC	09/03 →	05/10
MERIVA B 1.3 CDTi	A13DTC, Z19DT	06/10 →	11/14
SIGNUM 1.9 CDTi	Z19DT, Z19DT	04/04 →	
TIGRA B 1.3 CDTi	Z13DT	06/04 →	12/10
VECTRA C 1.9 CDTi	Z19DT, Z19DT	04/04 →	01/09
ZAFIRA B 1.9 CDTi	Z19DT, A20DT	07/05 →	04/15
ZAFIRA C 2.0 CDTi	A20DT, 199A9.000	10/11 →	

PEUGEOT			
BIPPER 1.3 HDi 75	199A9.000, 199A9.000	10/10 →	
BIPPER TEPEE 1.3 HDi 75	199A9.000, 8140.43N	10/10 →	
BOXER I 2.5 D	8140.67	01/99 →	04/02
BOXER I 2.8 D	8140.63(F28D)	01/99 →	02/02
BOXER I 2.8 DTi	8140.43(F28DT)	10/97 →	09/00
BOXER I 2.8 HDi	8140.43N, 8140.43S(F28DTCR)	10/00 →	
BOXER I 2.8 HDi 4x4	8140.43S(F28DTCR), 220A2000	10/00 →	
BOXER I 2.8 HDi Trazione integrale	8140.43S(F28DTCR)	10/00 →	11/01
BOXER I 2.8 TD	8140.23	10/99 →	04/02
EXPERT I 1.6	220A2000, Z19DT	02/96 →	09/00

SAAB			
9-3 1.9 TiD	Z19DT, D13A	09/04 →	02/15
9-3 1.9 TiTD	A19DTR	12/07 →	02/15
9-5 1.9 TiD	Z19DTH	01/06 →	12/09
9-5 2.0 TiD	A20DTH	05/10 →	01/12
9-5 2.0 TiTD	A20DTR	05/10 →	01/12
9-5 2.0 TiTD XWD	A20DTR	05/10 →	01/12
9-3X 1.9 TiTD AWD	Z19DTR	02/09 →	12/12

SUZUKI			
IGNIS II 1.3 DDiS	Z13DT	09/03 →	
SPLASH 1.3 CDTI	D13A, D13A	01/08 →	
SWIFT IV 1.3 DDiS	D13A, D13A	08/05 →	
SWIFT V 1.3 DDiS	D13A	10/10 →	
SX4 I 1.9 DDiS	D19AA	06/06 →	
SX4 I 1.9 DDiS 4x4	D19AA	06/06 →	
SX4 I 2.0 DDiS	D20AA	07/09 →	

SUZUKI			
SX4 I 2.0 DDiS 4x4	D20AA	07/09 →	
SX4 II 1.6 DDiS	D16AA	08/13 →	
SX4 II 1.6 DDiS AllGrip	D16AA	08/13 →	
SX4 II 2.0 DDiS	D20AA	09/13 →	12/15
VITARA IV 1.6 DDiS	D16AA	02/15 →	
VITARA IV 1.6 DDiS AllGrip	D16AA	02/15 →	
WAGON R+ II 1.3 DDiS	Z13DT	09/03 →	

VAUXHALL			
AGILA A 1.3 CDTI	Z13DT	08/03 →	03/08
AGILA B 1.2 i 16V	K12B	01/08 →	11/14
AGILA B 1.3 CDTI	D13A, A22DM	01/08 →	11/14
ANTARA 2.2 CDTi 4x4	A22DM, Z19DT	12/10 →	
ANTARA 2.2 CDTi FWD	A22DM	12/10 →	
ASTRA V 1.3 CDTI	Z13DTH	01/04 →	11/10
ASTRA V 1.9 CDTI	Z19DT, A20DTH	01/04 →	11/10
ASTRA V 1.9 CDTi 16V	Z19DTJ	01/04 →	05/09
ASTRA VI 1.3 CDTI	A13DTE	12/09 →	
ASTRA VI 2.0 Biturbo CDTI	A20DTR	12/12 →	
ASTRA VI 2.0 CDTI	A20DTH, Z19DT	12/09 →	
ASTRAVAN III 1.3 CDTi	Z13DTH	08/05 →	
ASTRAVAN III 1.9 CDTi	Z19DT, A20DTH	03/05 →	11/11
CASCADA 2.0 CDTI	A20DTH, Y13DT	02/13 →	
COMBO C 1.3 CDTi 16V	Y13DT, A13FD	09/04 →	02/12
COMBO D 1.3 CDTi	A13FD, A16FDH	11/11 →	
COMBO D 1.4	A14FP	11/11 →	
COMBO D 1.4 CNG	A14FC	11/11 →	
COMBO D 1.6 CDTi	A16FDH, Y13DT	11/11 →	
COMBO D 2.0 CDTi	A20FD	11/11 →	
CORSA C 1.3 CDTi 16V	Y13DT, A13DTC	08/00 →	09/06
CORSA D 1.3 CDTi	A13DTC, A13DTC	07/06 →	08/14
CORSAVAN II 1.3 CDTi 16V	Z13DT	04/04 →	06/06
CORSAVAN III 1.3 CDTi	A13DTC, A20DT	07/06 →	
INSIGNIA 2.0 Biturbo CDTI	A20DTR	03/12 →	05/17
INSIGNIA 2.0 Biturbo CDTI 4x4	A20DTR	03/12 →	05/17
INSIGNIA 2.0 CDTI	A20DT, A20DTH	07/08 →	05/17
INSIGNIA 2.0 CDTi 4x4	A20DTH, Y13DT	07/08 →	05/17
MERIVA I 1.3 CDTi	Y13DT, A13DTC	01/03 →	06/10
MERIVA II 1.3 CDTi	A13DTC, Z19DT	06/10 →	
SIGNUM 1.9 CDTi	Z19DT	04/04 →	03/08
SIGNUM 1.9 CDTi 16V	Z19DTH	04/04 →	03/08
SIGNUM 1.9 Turbo	Z19DTL	01/05 →	05/08
TIGRA B 1.3 CDTi	Z13DT	06/04 →	08/09
VECTRA C 1.9 CDTi	Z19DT, Z19DT	04/02 →	09/08
VECTRA C 1.9 CDTi 16V	Z19DTH	04/04 →	05/09
ZAFIRA B 1.9 CDTi	Z19DT, A20DT	07/05 →	11/14
ZAFIRA C 2.0 CDTi	A20DT, 146A.048	10/11 →	

7.0097



1

ENGINE OIL PRESSURE WARNING LIGHT SWITCHES

Adatt./Suitable:

FIAT
7710824

21	M 12 x 1,5			Bar	0.30
----	------------	--	--	-----	------

FIAT			
PANDA I 750	141B.000	01/86 →	01/95
PANDA I 900 CL	146A.048, E23	01/86 →	12/92
UNO 45 0.9 Trend	146A.048	09/89 →	09/92

7.0098



1

ENGINE OIL PRESSURE WARNING LIGHT SWITCHES

Adatt./Suitable:

BOSCH

0 344 101 089

DAEWOO

0055429017

6615423117

MERCEDES-BENZ

A 005 542 90 17

A 162 542 00 17

A 661 542 31 17

SSANGYONG

0055429017

1625420017

6615423117



24	M 12 x 1,5	M4		Bar	0.40
----	------------	----	--	-----	------

DAEWOO			
KORANDO 2.0	E20	12/98 →	02/01
KORANDO 2.0 16V	E20	02/99 →	
KORANDO 2.3	E23, MB-0M662	01/99 →	
KORANDO 2.3 D 4x4	OM661	12/98 →	
KORANDO 2.3 TDiC	OM661LA	01/99 →	02/00
KORANDO 2.3 TDiC 4x4	OM661LA	12/98 →	
KORANDO 2.9	OM662	12/98 →	05/05
KORANDO 2.9 D	MB-0M662, MB-0M60129TD	01/99 →	
KORANDO 2.9 TD	MB-0M60129TD, E32	01/99 →	
KORANDO 3.2 4x4	E32, MB0M601	01/99 →	
MUSO 2.2 TD	MB0M601, MB-0M60129TD	09/99 →	
MUSO 2.3	M111.970	01/99 →	
MUSO 2.9 D 4x4	OM662	01/99 →	09/99
MUSO 2.9 TD 4x4	MB-0M60129TD, M104.992	01/99 →	
MUSO 3.2 4x4	M104.992, M102.981	01/99 →	

MERCEDES-BENZ			
100 LI 2.3	M161.971	11/96 →	
100 LI 2.3 D	OM661.911	01/96 →	
100 LI 2.9 D	OM662.911	01/96 →	
CLASSE G I 200 GE	M102.964	02/80 →	08/92
CLASSE G I 230 GE	M102.981, OM602.930	04/82 →	08/92
CLASSE G I 250 GD	OM602.930, M102.979	10/87 →	12/92
CLASSE G II 230 G	M102.958	04/92 →	
CLASSE G II 230 GE	M102.979, OM602.930	09/89 →	
CLASSE G II 250 GD	OM602.930, OM602.946	02/90 →	
CLASSE G II 290 GD	OM602.946, OM601.943	04/92 →	
CLASSE G II 290 GD/G 290 D	OM602.942	06/93 →	07/00
CLASSE G II G 290 TD	OM602.983	07/97 →	
O 100 City 2.9 D	OM602.940	01/94 →	
SPRINTER I 308 D	OM601.943	02/95 →	04/00
SPRINTER I 308 D 2.3	OM601.943, OM601.940	02/95 →	04/00
SPRINTER I 408 D	OM601.943	02/96 →	05/06
T1 208 D 2.3	OM601.940, OM601.940	10/88 →	02/96
T1 210 D 2.8	OM602.940	10/88 →	02/96
T1 210 D 2.9	OM602.940	11/88 →	02/96
T1 308 D 2.3	OM601.940, OM602.940	11/88 →	02/96
T1 310 D 2.9	OM602.940, OM602.984	06/89 →	02/96
T1 408 D 2.3	OM601.940	11/88 →	06/95
T1 410 D 2.9	OM602.940	11/88 →	06/95
VARIO 512 D	OM602.984	09/96 →	12/10
VARIO 612 D	OM602.984, OM602.984	09/96 →	12/10
VARIO 812 D	OM602.984, OM602.984	09/96 →	12/10
VARIO O 812	OM602.984, M102.981	09/96 →	12/10

PUCH			
G-MODELL 230 GE	M102.981, E20M160	04/82 →	07/00
G-MODELL 250 GD	OM602.930	10/87 →	12/92
G-MODELL 290 GD/G 290 D	OM602.942	04/92 →	08/97
G-MODELL G 290 TD	OM602.983	07/97 →	12/99

SSANGYONG			
ACTYON I 2.3	G23D	11/06 →	
ACTYON I 2.3 4WD	G23D	09/11 →	
ACTYON I 2.3 4x4	G23D	11/06 →	

SSANGYONG			
KORANDO 2.0	E20M160, --	05/97 → 10/02	
KORANDO 2.3	--, --	05/97 → 11/06	
KORANDO 2.9 D	OM662	11/97 → 10/00	
KORANDO 2.9 TD	--, E32	04/98 → 11/06	
KORANDO 3.2	E32, D27DTP	12/96 → 11/06	
KYRON 2.3	E23	01/10 →	
KYRON 2.3 4x4	E23	11/06 →	
KYRON 3.2 M320 4x4	G32D	03/08 →	
REXTON I 2.3 RX230 4x4	G23D	05/02 →	
REXTON I 2.7 D 4x4	D27DTP, D27DT	05/06 →	
REXTON I 2.7 RX270 Xdi	D27DT	05/04 → 08/06	
REXTON I 2.7 Xdi	D27DT, D27DT	08/04 →	
REXTON I 2.7 Xdi 4x4	D27DT, OM60129TD	03/06 →	
REXTON I 2.7 Xdi Turbo 4x4	D27DTP	03/11 →	
REXTON I 2.9 TD	OM60129TD, G32D	04/02 →	
REXTON I 3.2 4x4	G32D, NP	04/02 →	
REXTON 3.2 RX320	M162E32	09/06 → 04/13	
RODIUS 3.2	M162E32	05/05 →	
RODIUS 3.2 [ExtraEU]	M162E32	06/12 →	
RODIUS 3.2 4WD	M162E32	07/07 →	

7.0108



1

ENGINE OIL PRESSURE WARNING LIGHT SWITCHES

Adatt./Suitable:

AUDI

028 919 081 D
028 919 081 H

FORD

1 009 542
1 469 774
1 669 963
6M21-9278-EA
95VV-9278-BA

MERCEDES-BENZ

A 013 542 06 17

SEAT

028 919 081 D
028 919 081 H

SKODA

028 919 081 D
028 919 081 H

VOLVO

9186134

VW

028 919 081 D
028 919 081 H

7.0103



1

ENGINE OIL PRESSURE WARNING LIGHT SWITCHES

Adatt./Suitable:

FIAT

4746907

IVECO

4746907



P004					Bar
	24	M 10 x 1			0.30

AUDI

80 II 1.3	EP	09/78 → 07/86
80 II 1.6	DT, DS	08/78 → 03/87
80 II 1.6 D	JK	08/80 → 08/86
80 II 1.6 TD	CY	08/81 → 05/86
80 II 1.8	DS, JN	01/83 → 08/86
80 II 1.8 CC quattro	JN, DZ	08/84 → 08/86
80 II 1.8 GTE	DZ, HP	06/84 → 03/87
80 II 2.0	HP, ABB	10/83 → 09/84
80 II 2.0 quattro	JS	10/83 → 09/84
80 III 1.4	SE	08/86 → 07/88
80 III 1.6	ABB, RA	09/86 → 10/91
80 III 1.6 D	JK	02/87 → 07/89
80 III 1.6 TD	RA, RU	09/86 → 08/91
80 III 1.8	RU, JN	09/86 → 01/90
80 III 1.8 E	DZ	06/86 → 08/91
80 III 1.8 E quattro	DZ	09/86 → 08/91
80 III 1.8 quattro	SD	09/86 → 08/90
80 III 1.8 S	JN, JN	08/86 → 10/91
80 III 1.8 S quattro	JN, ABB	09/86 → 09/91
80 III 1.9 D	1Y	08/89 → 08/91
80 III 2.0	AAD	10/90 → 08/91
80 III 2.0 E	3A	08/88 → 10/90
80 III 2.0 E 16V	6A	03/90 → 09/91
80 III 2.0 E 16V quattro	6A	03/90 → 08/91
80 III 2.0 E quattro	3A	08/88 → 09/90
80 IV 1.6	ABB, 6A	09/91 → 12/94
80 IV 1.6 E	ADA	06/93 → 01/96
80 IV 1.9 TD	AAZ	09/91 → 12/94
80 IV 1.9 TDI	1Z	09/91 → 01/96
80 IV 2.0	ABT	09/91 → 01/96
80 IV 2.0 E	ABK	09/91 → 01/96
80 IV 2.0 E 16V	6A, HP	09/91 → 01/96
80 IV 2.0 E quattro	ABK	09/91 → 12/94
80 IV 2.0 quattro	ADW	11/93 → 01/96
80 IV 2.3 E	NG	09/91 → 01/96
80 IV 2.6	ABC	07/92 → 01/96
80 IV 2.6 E	ACZ	05/93 → 05/95
80 IV 2.8	AAH	09/91 → 01/96
80 IV 2.8 quattro	AAH	09/91 → 12/94
90 I 1.6 TD	CY	10/85 → 01/87
90 I 1.8	JN	06/84 → 03/87
90 I 2.0	HP, HY	10/84 → 03/87
90 I 2.0 quattro	JS	08/84 → 08/86
90 I 2.2	HY, RA	10/84 → 03/87
90 I 2.2 E quattro	KV	11/84 → 03/87
90 II 1.6 TD	RA, NG	04/87 → 09/91
90 II 2.0	PS	07/88 → 09/91
90 II 2.0 20V	NM	08/89 → 07/91

AUDI		
90 II 2.0 20V quattro	NM	08/88 → 09/91
90 II 2.2 E	KV	04/87 → 07/91
90 II 2.2 E quattro	KV	04/87 → 09/91
90 II 2.3 E	NG, 7A	04/87 → 09/91
90 II 2.3 E 20V	7A, AFF	08/88 → 07/91
90 II 2.3 E 20V quattro	7A	06/88 → 09/91
90 II 2.3 E quattro	NG	04/87 → 09/91
100 III 1.8	NP, 4B	02/86 → 12/90
100 III 1.8 Cat	4B, NF	03/85 → 11/90
100 III 1.8 Cat quattro	4B	08/85 → 11/90
100 III 1.8 quattro	SH	08/86 → 07/90
100 III 2.0 Cat	RT	01/88 → 11/90
100 III 2.0 D Turbo	NC	03/88 → 11/90
100 III 2.0 E Cat	RT	01/88 → 11/90
100 III 2.0 TD	NC	03/88 → 11/90
100 III 2.2 Cat	KU	06/89 → 11/90
100 III 2.2 Cat quattro	KU	06/89 → 11/90
100 III 2.2 E Turbo quattro	MC	08/86 → 11/90
100 III 2.2 Turbo	MC	08/86 → 11/90
100 III 2.3	NF, NF	08/86 → 11/90
100 III 2.3 E	NF, AAD	10/86 → 11/90
100 III 2.3 E quattro	NF	08/86 → 11/90
100 III 2.3 quattro	NF	01/90 → 11/90
100 III 2.4 D	3D	08/89 → 07/91
100 III 2.5 TDI	1T	01/90 → 11/90
100 IV 1.6	ABB	03/92 → 07/93
100 IV 2.0	AAE	12/90 → 07/94
100 IV 2.0 E	AAD, AAT	12/90 → 07/94
100 IV 2.0 E 16V	ACE	01/92 → 07/94
100 IV 2.0 E 16V quattro	ACE	07/92 → 07/94
100 IV 2.0 E quattro	AAD	12/90 → 07/92
100 IV 2.3 E	AAR	12/90 → 07/94
100 IV 2.3 E quattro	AAR	12/90 → 07/94
100 IV 2.4 D	AAS	12/90 → 07/94
100 IV 2.5 TDI	AAT, ABC	12/90 → 07/94
100 IV 2.6	ABC, DT	03/92 → 07/94
100 IV 2.6 E quattro	ACZ	08/93 → 07/94
100 IV 2.6 quattro	ABC	04/92 → 07/94
100 IV 2.8 E	AAH	12/90 → 07/94
100 IV 2.8 E quattro	AAH	12/90 → 07/94
A4 I 1.9 TDI	AFF, ABC	01/95 → 09/01
A6 I 2.4	AFM	07/95 → 12/97
A6 I 2.6	ABC, ABC	06/94 → 12/97
A6 I 2.6 quattro	ABC, AAH	06/94 → 12/97
A6 I 2.8	AAH, AAH	06/94 → 12/97
A6 I 2.8 quattro	AAH, ABC	06/94 → 12/97
A8 I 4.2 quattro	AGH	07/95 → 09/98
CABRIOLET 1.9 TDI	AHU	06/95 → 08/00
CABRIOLET 2.0 E	ABK	01/93 → 07/98
CABRIOLET 2.3 E	NG	05/91 → 07/94
CABRIOLET 2.6	ABC, 3A	06/93 → 08/00
CABRIOLET 2.8	AAH	11/92 → 08/00
COUPE 1.8	DZ	08/89 → 07/91
COUPE 2.0	3A, 6A	05/89 → 12/96
COUPE 2.0 16V	6A, NG	01/92 → 12/96
COUPE 2.0 20V	NM	08/89 → 07/91
COUPE 2.0 20V quattro	NM	08/89 → 07/91
COUPE 2.2	KV	11/88 → 07/91
COUPE 2.3	NG, 7A	10/88 → 12/96
COUPE 2.3 20V	7A, 7A	08/89 → 07/91
COUPE 2.3 20V quattro	7A, NG	11/88 → 12/96
COUPE 2.3 quattro	NG, PT	01/87 → 12/96
COUPE 2.6	ABC	08/92 → 12/96
COUPE 2.6 quattro	ABC	08/92 → 12/96
COUPE 2.8	AAH	09/91 → 12/96
COUPE 2.8 quattro	AAH	08/91 → 12/96
V8 3.6 quattro	PT, 1Z	10/88 → 02/94
V8 4.2 quattro	ABH	10/91 → 02/94

FORD

GALAXY I 1.9 TDI	1Z, AAA	03/95 → 05/06
GALAXY I 2.8 i V6	AAA, AAA	11/95 → 04/00
GALAXY I 2.8 i V6 4x4	AAA, 2G	04/96 → 04/00

MERCEDES-BENZ

CLASSE V V 280	M104.900	08/97 → 07/03
----------------	----------	---------------

SEAT

CORDOBA I 1.0 CL	AAU	02/93 → 06/96
CORDOBA I 1.0 i	AER	09/96 → 10/02
CORDOBA I 1.3	2G, ABD	02/93 → 08/94
CORDOBA I 1.4	ANX	12/97 → 04/99
CORDOBA I 1.4 i	ABD, 1F	06/94 → 12/02
CORDOBA I 1.4 i 16V	AFH	09/96 → 10/02
CORDOBA I 1.6 i	1F, ABS	02/93 → 06/99
CORDOBA I 1.8 i	ABS, 1Y	02/93 → 09/02
CORDOBA I 1.8 i 16V	ADL	10/93 → 08/96
CORDOBA I 1.9 D	1Y, 1Z	02/93 → 08/96
CORDOBA I 1.9 SDI	AEY	08/96 → 06/99
CORDOBA I 1.9 TD	AAZ	02/93 → 08/96
CORDOBA I 1.9 TDI	1Z, 2E	08/96 → 12/02

SEAT			
CORDOBA I 2.0 i	2E, 2G	02/93	⇒ 06/99
CORDOBA I 2.0 i 16V	ABF	08/96	⇒ 06/99
IBIZA II 1.0	AAU	03/93	⇒ 09/96
IBIZA II 1.0 i	AER	09/96	⇒ 02/02
IBIZA II 1.3 i	2G, ABD	03/93	⇒ 08/99
IBIZA II 1.4	ANX	12/97	⇒ 04/99
IBIZA II 1.4 i	ABD, 1F	09/93	⇒ 02/02
IBIZA II 1.4 i 16V	AFH	06/97	⇒ 02/02
IBIZA II 1.6	ALM	08/99	⇒ 02/02
IBIZA II 1.6 i	1F, ABS	03/93	⇒ 06/99
IBIZA II 1.8 i	ABS, 1Y	03/93	⇒ 08/99
IBIZA II 1.8 i 16V	ADL	11/93	⇒ 08/96
IBIZA II 1.9 D	1Y, 1Z	04/93	⇒ 08/96
IBIZA II 1.9 SDI	AEY	08/96	⇒ 08/99
IBIZA II 1.9 TD	AAZ	03/93	⇒ 08/96
IBIZA II 1.9 TDI	1Z, 2E	08/96	⇒ 12/97
IBIZA II 2.0 i	2E, 1F	03/93	⇒ 08/99
IBIZA II 2.0 i 16V	ABF	08/96	⇒ 08/99
MARBELLA 1.3 D	--	01/90	⇒ 12/93
TOLEDO I 1.6 i	1F, KR	05/91	⇒ 03/99
TOLEDO I 1.8 16V	KR, ABS	05/91	⇒ 03/99
TOLEDO I 1.8 GT	KR	05/91	⇒ 11/92
TOLEDO I 1.8 i	ABS, 1Y	05/91	⇒ 12/96
TOLEDO I 1.9 D	1Y, 1Z	05/91	⇒ 03/99
TOLEDO I 1.9 TD	AAZ	05/91	⇒ 03/99
TOLEDO I 1.9 TDI	1Z, EW	08/95	⇒ 03/99
TOLEDO I 2.0 i	AGG	05/91	⇒ 03/99
TOLEDO I 2.0 i 16V	ABF	11/93	⇒ 03/99

VOLKSWAGEN (BR)			
GOL 1.9 D	221	06/98	⇒
SAVEIRO 1.9 D	221	06/98	⇒

VOLVO			
850 2.5 TDI	D5252T	08/95	⇒ 12/96
S70 2.5 TDI	D5252T	01/97	⇒ 11/00
S70 2.5 TDi AWD	D5252T	10/99	⇒ 09/00
S80 I 2.5 TDi	D5252T	07/98	⇒ 10/01
V70 I 2.5 TDI	D5252T	12/95	⇒ 12/00
V70 I 2.5 TDi AWD	D5252T	11/96	⇒ 02/00
V70 II 2.5 TDI	D5252T	11/99	⇒ 08/07

VW			
CADDY I 1.5	JB	08/82	⇒ 07/83
CADDY I 1.6	EW, JK	01/83	⇒ 07/92
CADDY I 1.6 D	JK, 2E	08/82	⇒ 07/92
CADDY I 1.8	JH	08/85	⇒ 07/92
CADDY II 1.4	AKV	11/95	⇒ 01/04
CADDY II 1.9 TDI	1Z	10/96	⇒ 03/97
CADDY III 1.9 TDI [ARG]	1Y	10/05	⇒
CORRADO 1.8 16V	KR	04/89	⇒ 07/92
CORRADO 1.8 G60	PG	09/88	⇒ 09/93
CORRADO 2.0 i	2E, EW	04/93	⇒ 12/95
CORRADO 2.0 i 16V	9A	08/91	⇒ 12/95
CORRADO 2.9 VR6	ABV	08/91	⇒ 12/95
GOLF I 1.3	HK	08/83	⇒ 07/86
GOLF I 1.6	EW, 2H	08/83	⇒ 04/92
GOLF I 1.8	2H, GN	08/82	⇒ 04/93
GOLF II 1.0	GM, GT	11/83	⇒ 10/91
GOLF II 1.3	GT, 2G	08/83	⇒ 12/87
GOLF II 1.3 Cat	2G, ABN	06/86	⇒ 12/92
GOLF II 1.6	ABN, HM	08/83	⇒ 12/92
GOLF II 1.6 [AUT]	EZA	08/85	⇒ 07/86
GOLF II 1.6 [CHE] [SWE]	HM, JP	08/83	⇒ 07/88
GOLF II 1.6 D	JP, EZA	08/83	⇒ 10/91
GOLF II 1.6 G	EZA, 1V	08/86	⇒ 07/91
GOLF II 1.6 TD	1V, GU	08/83	⇒ 10/91
GOLF II 1.8	GU, HV	08/84	⇒ 10/91
GOLF II 1.8 [CHE] [SWE]	HV, EV	04/84	⇒ 07/87
GOLF II 1.8 GTI	EV, KR	08/83	⇒ 10/91
GOLF II 1.8 GTI 16V	KR, GX	02/86	⇒ 10/91
GOLF II 1.8 GTI Cat	PF	01/87	⇒ 10/91
GOLF II 1.8 GTI G60	PG	04/90	⇒ 07/91
GOLF II 1.8 i	RP	08/87	⇒ 07/91
GOLF II 1.8 i Cat	GX, 1P	08/87	⇒ 10/91
GOLF II 1.8 i Cat Syncro	RP	08/87	⇒ 10/91
GOLF II 1.8 Syncro	1P, GZ	02/86	⇒ 07/91
GOLF II 1.8i GTI [CHE] [SWE]	GZ, ABD	01/84	⇒ 07/87
GOLF II 1.8i GTI [SWE]	GZ	08/87	⇒ 07/88
GOLF III 1.4	ABD, ABU	10/91	⇒ 04/99
GOLF III 1.6	ABU, AAM	09/92	⇒ 04/99
GOLF III 1.8	AAM, ABS	08/91	⇒ 04/99
GOLF III 1.8 Syncro	ABS, 1Z	01/93	⇒ 04/99
GOLF III 1.8i [BRA]	ACC	04/95	⇒ 05/96
GOLF III 1.9 D	1Y	11/91	⇒ 04/99
GOLF III 1.9 SDI	AEY	07/95	⇒ 04/99
GOLF III 1.9 TD	AAZ	07/93	⇒ 04/99
GOLF III 1.9 TD, GTD	AAZ	11/91	⇒ 08/97
GOLF III 1.9 TDI	1Z, 1Z	09/93	⇒ 04/99
GOLF III 1.9 TDI Syncro	1Z, 2E	07/95	⇒ 04/99
GOLF III 2.0	2E, AAA	11/91	⇒ 04/99

VW			
GOLF III 2.0 GL	AEP	08/95	⇒ 09/97
GOLF III 2.0 GTI 16V	ABF	08/92	⇒ 08/97
GOLF III 2.0 Syncro	AGG	08/95	⇒ 04/99
GOLF III 2.8 VR6	AAA, GT	01/92	⇒ 09/97
GOLF III 2.9 VR6	ABV	10/94	⇒ 04/99
GOLF III 2.9 VR6 Syncro	ABV	10/94	⇒ 04/99
GOLF IV 1.8	ADZ	06/98	⇒ 06/02
JETTA II 1.0	HZ	08/85	⇒ 10/91
JETTA II 1.3	GT, 2G	01/84	⇒ 12/87
JETTA II 1.3 Cat	2G, ABN	06/87	⇒ 12/91
JETTA II 1.6	ABN, JP	12/83	⇒ 07/92
JETTA II 1.6 D	JP, 1V	01/84	⇒ 10/91
JETTA II 1.6 TD	1V, EV	01/84	⇒ 10/91
JETTA II 1.8	EV, KR	01/84	⇒ 10/91
JETTA II 1.8 16V	KR, GX	08/86	⇒ 10/91
JETTA II 1.8 Cat	GX, GU	01/87	⇒ 10/91
JETTA II 1.8 G60	PG	04/90	⇒ 07/91
JETTA II 1.8 Syncro	GU, 1S	08/87	⇒ 12/88
JETTA II 1.8i GT	GZ	12/83	⇒ 07/88
LT I 2.4	DL	12/82	⇒ 07/92
LT I 2.4 4WD	DL	12/82	⇒ 07/92
LT I 2.4 D	1S, 1G	12/78	⇒ 06/96
LT I 2.4 D 4WD	DW	01/79	⇒ 03/86
LT I 2.4 i	1E	08/89	⇒ 06/96
LT I 2.4 TD	1G, 1F	12/82	⇒ 06/96
LT I 2.4 TD 4WD	DV	08/78	⇒ 07/92
LT I 2.4 TD Syncro	ACL	08/92	⇒ 04/96
PASSAT III 1.6	1F, RA	04/88	⇒ 08/96
PASSAT III 1.6 TD	RA, AAM	08/88	⇒ 09/93
PASSAT III 1.8	AAM, 1Z	02/88	⇒ 05/97
PASSAT III 1.8 16V	KR	04/88	⇒ 12/89
PASSAT III 1.8 G60 Syncro	PG	08/88	⇒ 05/97
PASSAT III 1.8 GL	KR	08/91	⇒ 09/93
PASSAT III 1.9 D	1Y	05/89	⇒ 10/93
PASSAT III 1.9 TD	AAZ	03/91	⇒ 05/97
PASSAT III 1.9 TDI	1Z, 2E	10/93	⇒ 05/97
PASSAT III 2.0	2E, 9A	02/90	⇒ 05/97
PASSAT III 2.0 16V	9A, 2E	08/88	⇒ 05/97
PASSAT III 2.0 Syncro	2E, AAU	10/90	⇒ 05/97
PASSAT III 2.0i	--	07/89	⇒ 12/96
PASSAT III 2.8 VR6	AAA	06/91	⇒ 05/97
PASSAT III 2.9 VR6 Syncro	ABV	01/94	⇒ 05/97
POLO II 1.0	AAU, AAU	01/85	⇒ 09/94
POLO II 1.0 Cat	AAU, 2G	08/89	⇒ 09/94
POLO II 1.3	3F	10/90	⇒ 09/94
POLO II 1.3 Cat	2G, EW	07/87	⇒ 09/94
POLO II 1.3 G40	PY	08/90	⇒ 09/94
POLO II 1.4 D	1W	08/90	⇒ 09/94
POLO III 1.4	AGY	05/96	⇒ 07/02
POLO III 1.6	AEA	09/94	⇒ 08/00
POLO III 1.9 SDI	AGD	07/96	⇒ 12/99
POLO III 1.9 TDI	AHU	01/97	⇒ 08/99
POLO III 2.0	ADC	08/99	⇒ 09/01
POLO III 64 1.9 D	1Y	01/96	⇒ 10/96
POLO IV 1.0	AER	08/96	⇒ 12/01
SCIROCCO II 1.3	HK	08/83	⇒ 07/84
SCIROCCO II 1.6	EW, DX	01/83	⇒ 07/90
SCIROCCO II 1.8	DX, KR	08/82	⇒ 07/92
SCIROCCO II 1.8 16V	KR, 1X	10/85	⇒ 07/92
TRANSPORTER IV 1.8	PD	12/90	⇒ 07/92
TRANSPORTER IV 1.9 D	1X, AAB	07/90	⇒ 12/95
TRANSPORTER IV 1.9 TD	ABL	10/92	⇒ 04/03
TRANSPORTER IV 2.0	AAC	07/90	⇒ 04/03
TRANSPORTER IV 2.4 D	AAB, AAF	07/90	⇒ 04/98
TRANSPORTER IV 2.4 D Syncro	AAB	10/92	⇒ 09/98
TRANSPORTER IV 2.5	AAF, AAF	11/90	⇒ 06/03
TRANSPORTER IV 2.5 Syncro	AAF, ACV	10/92	⇒ 04/03
TRANSPORTER IV 2.5 TDI	ACV, AES	09/95	⇒ 04/03
TRANSPORTER IV 2.5 TDI Syncro	ACV	09/95	⇒ 04/03
TRANSPORTER IV 2.8	AES	05/96	⇒ 05/00
TRANSPORTER IV 2.8 VR 6	AES	11/95	⇒ 04/00
TRANSPORTER IV 2.8 VR6	AES, ABU	04/00	⇒ 04/03
TRANSPORTER IV 2.8 VR6 Syncro	AES	01/96	⇒ 04/96
VENTO 1.4	ABD	11/91	⇒ 09/98
VENTO 1.6	ABU, AAM	09/92	⇒ 02/99
VENTO 1.8	AAM, 1Z	11/91	⇒ 09/98
VENTO 1.9 D	1Y	11/91	⇒ 09/98
VENTO 1.9 SDI	AEY	04/97	⇒ 09/98
VENTO 1.9 TD	AAZ	11/91	⇒ 09/98
VENTO 1.9 TDI	1Z, 2E	09/93	⇒ 09/98
VENTO 2.0	2E, F2N720	11/91	⇒ 09/98

7.0110



1

ENGINE OIL PRESSURE WARNING LIGHT SWITCHES

Adatt./Suitable:

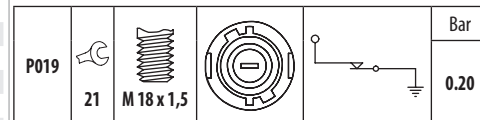

MITSUBISHI

M-851148

RENAULT

77 00 834 918

77 00 845 214



MITSUBISHI

CARISMA 1.9 TD	F8QT	10/96	⇒ 09/00
----------------	------	-------	---------

RENAULT

19 I 1.7	F2N720, F7P700	07/88	⇒ 12/92
19 I 1.8 16V	F7P700, F8Q706	06/89	⇒ 09/92
19 I 1.9 D	F8Q706, F2N720	01/88	⇒ 12/92
19 I 1.9 DT	F8Q610	09/90	⇒ 04/92
19 I 1.9 TD	F8Q740	09/90	⇒ 04/92
19 II 1.7	F2N720, F3P682	09/90	⇒ 12/95
19 II 1.8	F3P682, F7P704	04/92	⇒ 06/96
19 II 1.8 16V	F7P704, F8Q706	04/92	⇒ 06/96
19 II 1.9 D	F8Q706, F2N722	03/92	⇒ 12/95
19 II 1.9 dT	F8Q740	03/92	⇒ 12/95
19 II 1.9 TD	F8Q610	09/94	⇒ 12/95
21 1.7	F2N722, J6R759	03/86	⇒ 12/95
21 1.7 Cat	F3N726	05/88	⇒ 06/93
21 1.9 D	F8Q710	03/86	⇒ 08/94
21 2.0	J6R759, F3P710	03/86	⇒ 10/93
CLIO I 1.7	F2N770	01/91	⇒ 12/93
CLIO I 1.8	F3P710, F7P720	08/90	⇒ 09/98
CLIO I 1.8 16V	F7P720, F3P712	01/91	⇒ 03/96
CLIO I 1.8 Rsi	F3P712, F8Q676	01/93	⇒ 09/98
CLIO I 1.9 D	F8Q676, F3P670	01/91	⇒ 09/98
CLIO I 1.9 RND	F8Q678	04/96	⇒ 02/98
LAGUNA I 1.8	F3P670, --	11/93	⇒ 03/01
LAGUNA I 2.0	--, F8Q630	11/93	⇒ 03/01
MEGANE I 1.9	F8Q630, F3R750	01/96	⇒
MEGANE I 1.9 dT	F8Q786	01/96	⇒ 08/03
MEGANE I 1.9 dTi	F9Q730	03/97	⇒ 02/01
MEGANE I 2.0	F3R262	01/97	⇒ 08/03
MEGANE I 2.0 i	F3R750, F8Q640	03/99	⇒ 08/03
MEGANE SCÉNIC I 1.9 dTi	F9Q730	04/97	⇒ 09/99
MEGANE SCÉNIC I 2.0 RXE 4x4	F3R750	05/97	⇒ 10/99
RAPID 1.9 D	F8Q640, F3R797	09/91	⇒ 03/98
SCÉNIC I 1.9 D	F8Q788	05/97	⇒ 06/99
SCÉNIC I 2.0	F3R797, F8M720	09/99	⇒ 08/03
SUPER 5 1.6 D	F8M720, F2N740	10/84	⇒ 12/96
SUPER 5 1.7	F2N740, ABC	10/86	⇒ 03/95
SUPER 5 1.7 i	F3N702	10/86	⇒ 08/91
TRAFIC I 1.7	F1N720	05/89	⇒ 08/94

7.0111



1

ENGINE OIL PRESSURE WARNING LIGHT SWITCHES

Adatt./Suitable:

AUDI

078 919 081 A

VW

078 919 081 A



P014			6.3		Bar
24	M 10 x 1				2.50

AUDI

80 IV 2.6	ABC	07/92	⇒	01/96
80 IV 2.6 E	ACZ	05/93	⇒	05/95
80 IV 2.8	AAH	09/91	⇒	01/96
80 IV 2.8 quattro	AAH	09/91	⇒	12/94
100 IV 2.6	ABC, ABC	03/92	⇒	07/94
100 IV 2.6 E quattro	ACZ	08/93	⇒	07/94
100 IV 2.6 quattro	ABC	04/92	⇒	07/94
100 IV 2.8 E	AAH	12/90	⇒	07/94
100 IV 2.8 E quattro	AAH	12/90	⇒	07/94
A6 I 2.6	ABC, AAH	06/94	⇒	12/97
A6 I 2.8	AAH, ABC	06/94	⇒	12/97
CABRIOLET 2.6	ABC, 1KR	06/93	⇒	08/00
CABRIOLET 2.8	AAH	11/92	⇒	08/00
COUPE 2.6	ABC	08/92	⇒	12/96
COUPE 2.6 quattro	ABC	08/92	⇒	12/96
COUPE 2.8	AAH	09/91	⇒	12/96
COUPE 2.8 quattro	AAH	08/91	⇒	12/96

7.0114



1

ENGINE OIL PRESSURE WARNING LIGHT SWITCHES

Adatt./Suitable:

ACURA

37241-RNA-A01

CITROËN

1131 J1

DAIHATSU83530-05010
83530-28020
83530-60020**GENERAL MOTORS**

94 854 295

HOLDEN8353014060
8353030090**HONDA**37240-PHM-003
37241-RNA-A01**LEXUS**83530-05010
83530-0E010
83530-28020
83530-60010
83530-60020
83530-AA011**MAZDA**

N3H1-18-501

MINI

13 62 7 792 397

PEUGEOT

1131 J1

SUZUKI37820-73H10
37820-73H10-000**TOYOTA**83530-05010
83530-0E010
83530-12050
83530-12060
83530-12070
83530-14060
83530-14070
83530-28010
83530-28020
83530-30090
83530-30100
83530-60010
83530-60020
83530-AA010
83530-AA011**VOLVO**30713497
30874183
30874788**VW**

J83 530 140 70

MARKET DIFFUSION: HIGH



P025			1/8 GAS		Bar
24					0.20

ACURA

TLX 2.4 iVtec K24W7 07/14 ⇒

CITROËN

C1 I 1.0 1KR, N22B1 06/05 ⇒

C1 II 1.0 VTi 68 1KR 04/14 ⇒

C1 II 1.0 VTi 72 1KR 06/18 ⇒

DAIHATSU

CHARADEVI 1.33 16V 1NR-FE 05/11 ⇒

HOLDEN

APOLLO 2.2 i 5S-FE 03/93 ⇒ 05/97

APOLLO 3.0 i 3VZ-FE 03/93 ⇒ 05/97

NOVA_LF 1.8i Hatchback 7AFE 08/91 ⇒ 03/93

NOVA_LF 1.8i Sedan 7AFE 08/91 ⇒ 03/93

NOVA_LG 1.6i Hatchback 4AFE 09/94 ⇒ 09/96

NOVA_LG 1.6i Sedan 4AFE 09/94 ⇒ 09/96

NOVA_LG 1.8i Hatchback 7AFE 09/94 ⇒ 09/96

NOVA_LG 1.8i Sedan 7AFE 09/94 ⇒ 09/96

HONDA

ACCORD VII 2.2 i-CTDi N22A1 01/04 ⇒ 05/08

ACCORD VIII 2.0 i R20A3 06/08 ⇒

ACCORD VIII 2.2 i-DTEC N22B1, L12A2 07/08 ⇒

ACCORD VIII 2.4 i K24Z3 07/08 ⇒

ACCORD IX 2.4 K24W2 07/14 ⇒

CITY 1.2 L12A2, L15A1 05/03 ⇒

CITY 1.3 L13A3 10/05 ⇒ 07/08

CITY 1.4 i-VTEC L13Z1 09/08 ⇒

HONDA

CITY 1.5 FF	L15A1, LDA2	09/04 ⇒ 07/08
CITY 1.5 i-DSI	L15A2	11/02 ⇒
CITY 1.5 i-VTEC	L15A7	02/09 ⇒
CIVIC 1.8 iVtec [ExtraEU]	R18Z1	09/11 ⇒
CIVIC VII 1.3 IMA	LDA1	10/03 ⇒ 09/05
CIVIC VIII 1.3 Hybrid	LDA2, L13A7	01/06 ⇒
CIVIC VIII 1.4	L13A7, R16A1	09/05 ⇒
CIVIC VIII 1.6	R16A1, R18A1	09/05 ⇒
CIVIC VIII 1.8	R18A1, --	09/05 ⇒
CIVIC VIII 1.8 EXS Flex	R18A1	11/06 ⇒
CIVIC VIII 2.0	--, L15B7	01/06 ⇒
CIVIC VIII 2.0 i-VTEC Type R	K20Z4	03/10 ⇒ 12/10
CIVIC VIII 2.2 CTDi	N22A2	09/05 ⇒
CIVIC VIII Type R	K20Z4	09/06 ⇒
CIVIC IX 1.4 i-VTEC	L13Z4	02/12 ⇒
CIVIC IX 1.6 i-DTEC	N16A1	02/13 ⇒
CIVIC IX 1.8	R18Z1	02/12 ⇒
CIVIC IX 1.8 i-VTEC	R18Z4	02/12 ⇒
CIVIC IX 2.2 i-DTEC	N22B4	02/12 ⇒
CIVIC X 1.5 VTEC	L15B7, K24W9	02/17 ⇒
CIVIC X 1.6 i-DTEC	N16A1	01/18 ⇒
CR-V II 2.0	R20A1	06/04 ⇒
CR-V II 2.2 CTDi	N22A2	02/05 ⇒ 09/06
CR-V III 2.0 i	R20A2	01/07 ⇒
CR-V III 2.0 i 4WD	R20A2	01/07 ⇒
CR-V III 2.0 iVtec [ExtraEU]	R20A9	10/12 ⇒
CR-V III 2.2 i-CTDi 4WD	N22A2	01/07 ⇒
CR-V III 2.2 i-DTEC 4WD	N22B3	01/07 ⇒
CR-V III 2.4	K24Z1	04/07 ⇒
CR-V III 2.4 4WD	K24Z1	09/06 ⇒
CR-V III 2.4 iVtec [ExtraEU]	K24W9, K24Z1	01/07 ⇒
CR-V III 2.4 i-Vtec 4WD	K24Z1, LEA1	10/06 ⇒
CROSSTOUR 2.4	K24Y2	09/12 ⇒
CR-V 1.6 i-DTEC	N16A2	10/13 ⇒
CR-V 1.6 i-DTEC 4WD	N16A4	02/15 ⇒
CR-V 2.0	R20A9	10/12 ⇒
CR-V 2.0 AWD	R20A9	10/12 ⇒
CR-V 2.2 i-DTEC AWD	N22B4	10/12 ⇒
CR-V 2.4 AWD	K24Z9	01/12 ⇒
CR-Z 1.5 Hybrid	LEA1, L12A1	06/10 ⇒
FR-V 1.8	R18A1	01/07 ⇒
FR-V 2.2 i CTDi	N22A1	07/05 ⇒
INSIGHT 1.0 Hybrid	ECA1	04/00 ⇒ 12/06
INSIGHT 1.0 Vtec	ECA1	04/00 ⇒ 10/04
INSIGHT 1.3 Hybrid	LDA3	04/09 ⇒
JAZZ 1.3 Hybrid	LDA3	04/11 ⇒ 12/15
JAZZ I 1.2	L12A3	01/04 ⇒
JAZZ I 1.2 i-DSI	L12A1, L13A1	03/02 ⇒ 07/08
JAZZ I 1.3	L13A1, L13A1	03/02 ⇒ 07/08
JAZZ I 1.4	L13A5	04/05 ⇒ 07/08
JAZZ I 1.4 iDSI	L13A1, L12B1	12/06 ⇒ 10/08
JAZZ I 1.5	L15A	04/02 ⇒ 07/08
JAZZ I 1.5 FF	L15A1	03/02 ⇒ 09/07
JAZZ II 1.2	L12A4	01/06 ⇒
JAZZ II 1.4	L13A6	01/06 ⇒
JAZZ III 1.2	L12B1, L13Z1	07/08 ⇒
JAZZ III 1.3 i	L13Z1, 2GR-FSE	07/08 ⇒
JAZZ III 1.4	L13Z1	11/08 ⇒
JAZZ III 1.5 i-VTEC	L15A7	07/08 ⇒

LEXUS

CT 200h	2ZR-FXE	12/10 ⇒
ES 250	2AR-FE	06/12 ⇒
ES 3.0	1MZ-FE	10/96 ⇒ 07/01
ES 3.5	2GR-FE	05/06 ⇒ 06/12
ES 300	3VZ-FE	09/91 ⇒ 12/97
ES 300h	2AR-FXE	06/12 ⇒
ES 350	2GR-FE	06/12 ⇒
GS 250	4GR-FSE	01/12 ⇒
GS 3.0 VVTi	2JZ-GE	09/97 ⇒ 07/00
GS 3.5 VVTi	2GR-FSE	04/05 ⇒ 12/12
GS 3.5 VVTi [ExtraEU]	2GR-FSE, 2JZ-GE	09/06 ⇒ 11/11
GS 300	2JZ-GE, 2GR-FSE	01/93 ⇒ 11/11
GS 300h	2AR-FSE	10/13 ⇒
GS 350	2GR-FSE, 2GR-FSE	01/12 ⇒
GS 350 AWD	2GR-FSE	09/06 ⇒
GS 4.0	1UZ-FE	08/97 ⇒ 12/00
GS 430	3UZ-FE	11/00 ⇒ 11/11
GS 450h	2GR-FSE, 4GR-FSE	02/06 ⇒
GS 460	1UR-FSE	09/07 ⇒ 11/11
GS F	2UR-GSE	09/15 ⇒
GX 4.6 VVTi	1UR-FE	01/10 ⇒
GX 470	2UZ-FE	11/01 ⇒ 11/09
HS 2.4 VVTi Hybrid [ExtraEU]	2AZ-FXE	06/09 ⇒
IS I 200	1G-FE	04/99 ⇒ 10/05
IS I 300	2JZ-GE	09/01 ⇒ 10/05
IS II 200d	2AD-FTV	07/10 ⇒ 07/12
IS II 220d	2AD-FHV	08/05 ⇒ 07/12
IS II 250	4GR-FSE, 4GR-FSE	08/05 ⇒

LEXUS			
IS II 250 AWD	4GR-FSE, 2GR-FSE	10/05 → 03/13	
IS II 350	2GR-FSE, 1UZ-FE	01/08 →	
IS II IS F	2UR-GSE	11/07 → 03/13	
IS III 250	4GR-FSE	04/13 →	
IS III 300h	2AR-FSE	04/13 →	
LC 500	2UR-GSE	11/16 →	
LC 500h	8GR-FXS	11/16 →	
LS I 400	1UZ-FE	12/89 → 12/95	
LS II 400	1UZ-FE, 1UR-FE	12/94 → 08/97	
LS III 430	3UZ-FE	10/00 → 08/06	
LS IV 460	1UR-FE, 1UR-FSE	04/06 →	
LS IV 460 4WD	1UR-FSE	08/06 →	
LS IV 460 AWD	1UR-FSE, 2UR-GSE	12/08 →	
LS IV 600h	2UR-FSE	08/07 →	
LS IV 600h AWD	2UR-FSE	07/12 →	
LS V 500 AWD	V35A-FTS	12/17 →	
LS V 500h	8GR-FXS	10/17 →	
LS V 500h AWD	8GR-FXS	10/17 →	
LS 4.0	1UZ-FE	08/97 → 09/98	
LS 4.6 VVTi [ExtraEU]	1UR-FSE	10/09 →	
NX 200	3ZR-FAE	11/14 →	
NX 200 AWD	3ZR-FAE	11/14 →	
NX 300h	2AR-FXE	07/14 →	
NX 300h AWD	2AR-FXE	07/14 →	
RC 3.5 [ExtraEU]	2GR-FSE	09/14 →	
RC 300h	2AR-FSE	09/14 →	
RC F	2UR-GSE, 1MZ-FE	08/14 →	
RX I 300	1MZ-FE, 1MZ-FE	01/98 → 02/03	
RX I 300 AWD	1MZ-FE, 2GR-FE	10/00 → 05/03	
RX II 300	1MZ-FE	05/03 → 12/08	
RX II 330	3MZ-FE	04/03 → 01/06	
RX II 330 AWD	3MZ-FE	04/03 → 12/08	
RX II 350	2GR-FE	01/06 → 12/08	
RX II 350 AWD	2GR-FE	02/06 → 12/08	
RX II 400h	3MZ-FE	09/05 → 12/08	
RX II 400h AWD	3MZ-FE	09/04 → 12/08	
RX III 270	1AR-FE	12/08 → 10/15	
RX III 350	2GR-FE	01/09 → 09/15	
RX III 350 AWD	2GR-FE, 3UZ-FE	12/08 → 08/15	
RX III 450h	2GR-FXE	12/08 → 10/15	
RX III 450h AWD	2GR-FXE	12/08 → 10/15	
RX IV 3.5 VVTi Hybrid [ExtraEU]	2GR-FXS	10/15 →	
RX IV 350 AWD	2GR-FKS	10/15 →	
RX IV 450h AWD	2GR-FXS	11/15 →	
SC_300 3.0i	2JZGE	01/91 →	
SC_400 4.0i	1UZFE	01/91 →	
SC 430	3UZ-FE, 13B	01/01 → 07/10	
MAZDA			
RX-8 1.3	13B, 1ND	10/03 → 06/12	
RX-8 2.6 Wankel	13B-MSP	11/03 → 06/12	
MINI			
MINI I One D	1ND, 1KR	06/03 → 09/06	
PEUGEOT			
107 1.0	1KR, 1KR	06/05 →	
108 1.0 VTI	1KR, N32A	05/14 →	
108 1.0 VTI 72	1KR	05/18 →	
SUZUKI			
CELERIO 1.0	K10C	03/14 →	
GRAND VITARA II 2.4 Trazione integrale	J24B	01/09 →	
GRAND VITARA II 3.2 Trazione integrale	N32A, J24B	06/08 → 02/15	
KIZASHI 2.4	J24B, 1NR-FE	10/10 →	
KIZASHI 2.4 4WD	J24B	10/10 →	
KIZASHI 2.4 4x4	J24B	10/10 →	
KIZASHI 2.4 LPG	J24B	01/14 → 12/14	
SX4 I 2.0 VVT [ExtraEU]	J20A	01/07 → 12/15	
TOYOTA			
4 RUNNER 2.7 4WD	3RZ-FE	11/95 → 08/02	
4 RUNNER 2.7 i	3RZ-FE	11/95 → 03/96	
4 RUNNER 3.4 4WD	5VZ-FE	09/98 → 11/02	
4 RUNNER 3.4 i	5VZ-FE	11/95 → 03/96	
AQUA 1.5 Hybrid	1NZ-FXE	12/11 →	
AURION 3.5	2GR-FE	03/06 → 09/11	
AURION 3.5 VVTi [ExtraEU]	2GR-FE	09/11 →	
AURIS I 1.33 Dual-VVTi	1NR-FE, 1ZR-FAE	05/09 → 09/12	
AURIS I 1.4	4ZZ-FE	03/07 → 09/12	
AURIS I 1.4 D-4D	1ND-TV	03/07 → 04/13	
AURIS I 1.6	1ZR-FAE, 2ZR-FAE	03/07 → 09/12	
AURIS I 1.8	2ZR-FAE, 3ZZ-FE	10/06 → 09/12	
AURIS I 1.8 4WD	2ZR-FAE	02/09 → 09/12	
AURIS I 1.8 Hybrid	2ZR-FXE	09/10 → 09/12	
AURIS I 2.0 D-4D	1AD-FTV	03/07 → 09/12	
AURIS I 2.2 D	2AD-FHV	11/06 → 09/12	
AURIS II 1.3	1NR-FE	10/12 →	
AURIS II 1.6	1ZR-FAE	10/12 →	
AURIS II 1.8 Hybrid	2ZR-FXE	10/12 →	
TOYOTA			
AVALON 3.0 i [USA]	1MZ-FE	09/94 →	
AVENSIS I 1.6	3ZZ-FE, 1ZZ-FE	09/97 → 02/03	
AVENSIS I 1.6 VVT-i	3ZZ-FE	10/00 → 02/03	
AVENSIS I 1.8	1ZZ-FE, 1AZ-FSE	09/97 → 02/03	
AVENSIS I 1.8 VVT-i	1ZZ-FE	10/00 → 02/03	
AVENSIS I 2.0	1AZ-FSE, 1CD-FTV	09/97 → 02/03	
AVENSIS I 2.0 D	1CD-FTV, 1CD-FTV	10/97 → 02/03	
AVENSIS I 2.0 D-4D	1CD-FTV, 1AD-FTV	10/99 → 02/03	
AVENSIS I 2.0 TD	2C-T	09/97 → 02/03	
AVENSIS I 2.0 VVT-i	1AZ-FSE	10/00 → 02/03	
AVENSIS II 1.6 VVT-i	3ZZ-FE	04/03 → 11/08	
AVENSIS II 1.8	1ZZ-FE	03/03 → 11/08	
AVENSIS II 2.0	1AZ-FE	08/01 → 11/09	
AVENSIS II 2.0 D	1CD-FTV	08/01 → 08/05	
AVENSIS II 2.0 D-4D	1AD-FTV, 1AZ-FE	04/03 → 11/08	
AVENSIS II 2.0 VVTi	1AZ-FE, 2AZ-FE	04/03 → 11/08	
AVENSIS II 2.2 D-4D	2AD-FTV	10/05 → 11/08	
AVENSIS II 2.2 D-CAT	2AD-FHV	07/05 → 11/08	
AVENSIS II 2.4	2AZ-FE, 1AZ-FE	08/01 → 11/08	
AVENSIS II 2.4 4WD	2AZ-FE	11/03 → 08/06	
AVENSIS III 1.6	1ZR-FAE	11/08 →	
AVENSIS III 1.8	2ZR-FAE	11/08 →	
AVENSIS III 2.0	1AZ-FE, 1AD-FTV	11/08 →	
AVENSIS III 2.0 D-4D	1AD-FTV, 2AD-FHV	11/08 →	
AVENSIS III 2.2 D-4D	2AD-FHV, 5S-FE	11/08 →	
AYGO I 1.0	1KR-FE	07/05 →	
AYGO I 1.0 GPL	1KR-FE	07/05 →	
AYGO I 1.0 VVTi	1KR-FE	07/05 → 05/14	
AYGO II 1.0	1KR-FE	05/14 →	
AYGO II 1.0 VVTi [ExtraEU]	1KR-FE	03/18 →	
CAMRY 2.0	1AZ-FE	08/01 →	
CAMRY 2.0 VVTi [ExtraEU]	1AZ-FE	09/11 →	
CAMRY 2.2	5S-FE, 2AZ-FE	06/91 →	
CAMRY 2.4	2AZ-FE, 2AZ-FXE	09/01 → 09/11	
CAMRY 2.4 [CHN]	3AZ-FXE	03/10 →	
CAMRY 2.4 Hybrid	2AZ-FXE, 1MZ-FE	01/06 → 09/11	
CAMRY 2.4 VVTi LE	2AZ-FE	01/06 → 11/06	
CAMRY 2.5	2AR-FE	01/10 → 09/11	
CAMRY 2.5 [CHN]	5AR-FE	12/11 →	
CAMRY 2.5 Hybrid	2AR-FXE	09/11 →	
CAMRY 2.5 Hybrid [CHN]	4AR-FXE	05/12 →	
CAMRY 2.5 VVTi	2AR-FE	09/11 →	
CAMRY 3.0	1MZ-FE, 2GR-FE	06/91 → 11/06	
CAMRY 3.0 24V	1MZ-FE	08/96 → 11/01	
CAMRY 3.0 V6	1MZ-FE	08/96 → 11/01	
CAMRY 3.5	2GR-FE, 4A-FE	01/06 →	
CAMRY 3.5 VVTi [ExtraEU]	2GR-FE	01/06 → 12/11	
CAMRY SOLARA I 2.2	5S-FE	06/98 → 11/02	
CAMRY SOLARA I 3.0	1MZ-FE	06/98 → 11/02	
CAMRY SOLARA II 2.4	2AZ-FE	07/03 → 11/08	
CAMRY SOLARA II 3.0	1MZ-FE	07/03 → 11/08	
CARINA E 1.6	4A-FE, 3S-GE	04/92 → 09/97	
CARINA E 1.6 16V	4A-FE	12/94 → 09/97	
CARINA E 1.6 GLI	4A-FE	04/92 → 09/97	
CARINA E 1.6 i	4A-FE	02/95 → 09/97	
CARINA E 1.8	7A-FE	04/92 → 09/97	
CARINA E 1.8 i	7A-FE	02/95 → 09/97	
CARINA E 1.8 i 16V	7A-FE	01/95 → 09/97	
CARINA E 2.0	3S-FE	01/93 → 09/97	
CARINA E 2.0 GLI	3S-FE	04/92 → 09/97	
CARINA E 2.0 GTi	3S-GE	04/92 → 12/95	
CARINA E 2.0 GTi 16V	3S-GE	03/94 → 09/97	
CARINA E 2.0 i	3S-FE	12/92 → 09/97	
CELICA V 2.2	5S-FE	10/89 → 12/94	
CELICA VI 1.8 i 16V	7A-FE	11/93 → 11/99	
CELICA VI 1.8 i 16V [USA] [CAN]	7A-FE	09/93 → 08/99	
CELICA VI 2.0 GTi	3S-GE	08/94 → 08/99	
CELICA VI 2.0 i 16V	3S-GE, 2ZR-FXE	11/93 → 11/99	
CELICA VI 2.0 i Turbo 4WD	3S-GE	02/94 → 11/99	
CELICA VI 2.2 GT	5S-FE	11/93 → 08/99	
CELICA VII 1.8 16V TS	2ZZ-GE	08/99 → 09/05	
CELICA VII 1.8 16V VT-i	1ZZ-FE	08/99 → 07/05	
C-HR 1.8 Hybrid	2ZR-FXE, 2ZZ-GE	10/16 →	
C-HR 2.0	3ZR-FAE	11/16 →	
COROLLA VII 1.3 12V	2E	07/92 → 04/97	
COROLLA VII 1.3 XLI	4E-FE	07/92 → 04/97	
COROLLA VII 1.3 XLI 16V	4E-FE	07/92 → 09/95	
COROLLA VII 1.6 GLI	4A-FE	07/92 → 04/97	
COROLLA VII 1.6 Si	4A-FE	07/92 → 04/97	
COROLLA VII 1.8 16V 4WD	7A-FE	09/95 → 04/97	
COROLLA VII 1.8 GT	7A-FE	11/92 → 05/95	
COROLLA VII 2.0 D	2C	07/92 → 04/97	
COROLLA VIII 1.3	2E	05/97 → 10/01	
COROLLA VIII 1.3 Efi	4E-FE	05/97 → 09/99	
COROLLA VIII 1.4	4E-FE, 3ZZ-FE	04/97 → 01/02	
COROLLA VIII 1.4 16V	4ZZ-FE	02/00 → 11/01	
COROLLA VIII 1.6	3ZZ-FE, 1CD-FTV	04/97 → 01/02	
TOYOTA			
COROLLA VIII 1.6 16V	3ZZ-FE	10/99 → 10/01	
COROLLA VIII 1.6 Aut.	4A-FE	04/97 → 02/00	
COROLLA VIII 1.8	7A-FE	10/97 → 10/01	
COROLLA VIII 1.8 4WD	7A-FE	04/97 → 10/01	
COROLLA VIII 2.0	2C-E	05/97 → 09/99	
COROLLA VIII 2.0 D	2C-E	04/97 → 02/00	
COROLLA VIII 2.0 D-4D	1CD-FTV, 1ZR-FAE	08/00 → 01/02	
COROLLA IX 1.4 D	1ND-TV	07/04 → 02/07	
COROLLA IX 1.4 D-4D	1ND-TV	06/04 → 10/06	
COROLLA IX 1.4 D4-D	1ND-TV	06/04 → 10/07	
COROLLA IX 1.4 VVT-i	4ZZ-FE	10/01 → 02/07	
COROLLA IX 1.6	1ZR-FE	11/06 → 07/07	
COROLLA IX 1.6 VVT-i	3ZZ-FE	10/01 → 08/07	
COROLLA IX 1.8 VVT-i-ITS	2ZZ-GE, 1CD-FTV	01/02 → 02/07	
COROLLA IX 2.0 D4d	1CD-FTV	09/00 → 10/01	
COROLLA IX 2.0 D-4D	1CD-FTV, 1CD-FTV	01/02 → 07/07	
COROLLA X 1.33	2NZ-FE	03/08 →	
COROLLA X 1.4 16V	1NR-FE	01/07 →	
COROLLA X 1.4 D-4D	1ND-TV	10/06 → 07/14	
COROLLA X 1.4 VVT-i	4ZZ-FE	11/06 → 11/13	
COROLLA X 1.5	1NZ-FE	09/06 →	
COROLLA X 1.5 4WD	1NZ-FE	09/06 →	
COROLLA X 1.6	1ZR-FAE, 1ZR-FE	01/09 →	
COROLLA X 1.6 Dual VVTi	1ZR-FE	01/07 →	
COROLLA X 1.6 VVTi	1ZR-FE, 2ZR-FAE	03/07 → 06/13	
COROLLA X 1.8	2ZR-FAE, 2ZR-FBE	09/06 →	
COROLLA X 1.8 16V	1ZZ-FE	08/07 →	
COROLLA X 1.8 4WD	2ZR-FAE	09/06 →	
COROLLA X 1.8 CNG	1ZZ-FE	06/09 →	
COROLLA X 1.8 FlexFuel [BRA]	1ZZ-FBE	03/08 →	
COROLLA X 1.8 VVTi	2ZR-FBE, 1ZR-FAE	08/10 →	
COROLLA X 1.8 VVTi Super-charged	2ZZ-GE	10/05 → 02/07	
COROLLA X 2.0	3ZR-FE	04/10 →	
COROLLA X 2.0 D	2C	08/07 →	
COROLLA X 2.0 D-4D	1AD-FTV	01/07 →	
COROLLA X 2.0 FlexFuel	3ZR-FBE	04/10 →	
COROLLA X 2.0 VVTi	3ZR-FE	08/10 →	
COROLLA X 2.4	2AZ-FE	01/08 →	
COROLLA XI 1.3	1NR-FE	05/12 →	
COROLLA XI 1.5	1NZ-FE	05/12 →	
COROLLA XI 1.5 4WD	1NZ-FE	05/12 →	
COROLLA XI 1.5 Hybrid	1NZ-FXE	10/14 →	
COROLLA XI 1.6	1ZR-FAE, 2Y	06/13 →	
COROLLA XI 1.6 BiFuel	1ZR-FE	06/13 →	
COROLLA XI 1.8	2ZR-FAE	05/12 →	
COROLLA XI 1.8 [USA] [CAN]	2ZR-FAE	08/13 →	
COROLLA XI 1.8 VVTi	2ZR-FE	06/13 →	
COROLLA XI 1.8 VVT-i	2ZR-FE	12/13 →	
COROLLA VERSO I 1.6 VVT-i	3ZZ-FE	08/01 → 05/04	
COROLLA VERSO I 1.8 VVT-i	1ZZ-FE	12/01 → 05/04	
COROLLA VERSO I 1.8 VVTi 4WD	1ZZ-FE	07/01 → 02/04	
COROLLA VERSO I 2.0 D-4D	1CD-FTV, 2AD-FHV	09/01 → 07/04	
COROLLA VERSO II 1.6	3ZZ-FE	04/04 → 03/09	
COROLLA VERSO II 1.8	1ZZ-FE	04/04 → 03/09	
COROLLA VERSO II 2.0 D-4D	1CD-FTV	04/04 → 03/09	
COROLLA VERSO II 2.2 D-4D	2AD-FHV, 4E-FE	10/05 → 03/09	
DYNA 100 1.8	2Y, 1KD-FTV	08/85 → 08/01	
DYNA 100 3.0 D4d	1KD-FTV, 3Y	10/09 →	
DYNA 150 2.0	3Y, 15B-FT	08/85 → 10/01	
DYNA 200 3.4 D	3B	10/89 → 05/99	
DYNA 200 3.7 D	14B	06/95 → 07/01	
DYNA 200 4.1 D	15B-F	06/95 → 05/99	
DYNA 200 4.1 TDi	15B-FT, 1KD-FTV	06/95 → 05/99	
DYNA 350 2.5 D4d	2KD-FTV	08/01 → 10/06	
DYNA 350 3.0 D4d	1KD-FTV	08/06 →	
DYNA 400 4.1 TDi	15B-FTE	11/02 → 12/06	
DYNA 400 4.1 TDi [ExtraEU]	15B-FTE	10/04 → 01/07	
DYNA 2.5 D4d	2KD-FTV	08/01 →	
DYNA 3.0 D4d	1KD-FTV, 1GR-FE	08/01 →	
DYNA 3.0 D4d 4WD	1KD-FTV	09/06 →	
ECHO 1.5 i 16V [USA]	1NZFE	08/99 →	
FJ CRUISER 4.0	1GR-FE, 1GR-FE	06/05 → 12/11	
FJ CRUISER 4.0 4WD	1GR-FE, 1GR-FE	06/05 →	
FJ CRUISER 4.0 VVTi	1GR-FE, 1RZ	06/05 →	
FUNCCARGO 1.4 D4d	1ND-TV	09/00 → 12/05	
FUNCCRUISER 2.0 i 16V 4WD	3SFE	04/94 →	
PRIUS 1.8 Hybrid	2ZR-FXE	03/12 →	
HIACE IV 2.0	1RZ, 2RZ	08/89 → 04/98	
HIACE IV 2.4	2RZ, 2KD-FTV	08/89 → 11/03	
HIACE IV 2.4 4WD	2RZ-E	08/89 → 04/98	
HIACE IV 2.4 i	2RZ-E	08/95 → 08/04	
HIACE IV 2.4 LPG	2RZ-E	08/95 → 06/99	
HIACE IV 2.5 D-4D	2KD-FTV, 2KD-FTV	11/01 →	
HI			

TOYOTA		
HIACE IV 2.7 4WD	3RZ-FE, 1KD-FTV	04/98 →
HIACE IV 2.7 VVTi	2TR-FE	01/05 →
HIACE IV 2.7 VVTi [ExtraEU]	2TR-FE	01/05 →
HIACE IV 3.0 [ExtraEU]	1KD-FTV, 1KD-FTV	11/08 →
HIACE IV 3.0 D	1KD-FTV, 2GR-FE	08/04 →
HIGHLANDER 2.7 VVTi [ExtraEU]	1AR-FE	09/14 →
HIGHLANDER / KLUGER 3.5 AWD	2GR-FE, 2KD-FTV	09/14 →
HILUX 2.2	2RZ-FE	08/97 → 08/01
HILUX IV 2.4 4WD	4Y	01/87 → 03/89
HILUX IV 2.4 4WD	22R	10/88 → 12/97
HILUX V 1.8	2Y	09/88 → 06/98
HILUX V 2.4 4WD	22R	10/88 → 08/97
HILUX V 2.4 i 4WD	22RE	01/89 → 07/97
HILUX VI 2.5 D-4D	2KD-FTV	11/01 → 07/05
HILUX VI 2.5 D-4D 4WD	2KD-FTV	11/01 → 07/05
HILUX VII 2.0	1TR-FE	02/05 →
HILUX VII 2.5 D 4WD	2KD-FTV	08/05 → 05/15
HILUX VII 2.5 D-4D	2KD-FTV, 2KD-FTV	08/05 →
HILUX VII 2.5 D-4D 4WD	2KD-FTV, 1KD-FTV	11/04 →
HILUX VII 2.7	2TR-FE	02/05 →
HILUX VII 2.7 4WD	2TR-FE	08/05 → 05/15
HILUX VII 3.0 D	1KD-FTV, 1KD-FTV	11/04 →
HILUX VII 3.0 D 4WD	1KD-FTV, 1KD-FTV	02/05 →
HILUX VII 3.0 D-4D 4WD	1KD-FTV, 1KD-FTV	08/05 → 05/15
HILUX VII 4.0	1GR-FE	02/05 →
HILUX VII 4.0 4WD	1GR-FE	02/05 →
HILUX VIII 2.4 D	2GD-FTV	05/15 →
HILUX VIII 2.4 D 4WD	2GD-FTV	05/15 →
HILUX VIII 2.8 D	1GD-FTV	05/15 →
HILUX VIII 2.8 D 4WD	1GD-FTV	05/15 →
IPSUM 2.2 TD	3C-TE	01/97 → 05/01
IQ 1.0	1KR-FE	01/09 →
IQ 1.33	1NR-FE	01/09 →
IQ 1.4 D-4D	1ND-TV	01/09 →
LAND CRUISER 90 2.7	3RZ-FE	04/95 → 07/02
LAND CRUISER 90 3.0 D-4D 4WD	1KD-FTV	08/00 → 08/02
LAND CRUISER 90 3.0 TD	1KZ-TE, 2TR-FE	04/95 → 12/02
LAND CRUISER 90 3.4 i 24V	5VZ-FE	03/96 → 12/02
LAND CRUISER 120 3.0 D-4D	1KD-FTV, 1GR-FE	09/02 → 12/10
LAND CRUISER 120 4.0	1GR-FE, 1KD-FTV	09/02 → 08/10
LAND CRUISER 120 4.0 V6 VVT-i	1GR-FE	01/03 → 07/09
LAND CRUISER 150 2.8 D-4D	1GD-FTV	06/15 →
LAND CRUISER 150 3.0 D-4D	1KD-FTV, 1GR-FE	08/09 →
LAND CRUISER 150 3.5	7GR-FKS	09/15 →
LAND CRUISER 150 4.0 V6 Dual VVTi	1GR-FE	08/09 →
LAND CRUISER 150 4.0 V6 VVTi	1GR-FE, 1KZ-TE	08/09 →
LAND CRUISER 150 4.0 V6 VVT-i	1GR-FE	08/09 →
LAND CRUISER 2.7 [ExtraEU]	2TR-FE	11/03 → 02/10
LAND CRUISER PRADO 120 2.7	2TR-FE, 1KD-FTV	09/02 → 08/09
LAND CRUISER PRADO 120 3.0 D-4D	1KD-FTV, 5K	09/02 → 08/09
LAND CRUISER PRADO 120 4.0	1GR-FE	01/03 → 08/09
LAND CRUISER PRADO 150 2.7	2TR-FE	08/09 →
LAND CRUISER PRADO 150 3.0 D-4D	1KD-FTV	08/09 →
LAND CRUISER PRADO 150 4.0 V6 VVTi	1GR-FE	08/09 →
LAND CRUISER VAN 3.0 D4d 4WD	1KD-FTV	01/11 →
LITEACE 1.5	5K, 3S-GE	10/85 → 01/95
LITEACE 2.2	4Y-EC	01/92 → 01/95
MARK 2.2	5S-FE	01/97 → 12/02
MATRIX 1.8	2ZR-FE	01/08 → 05/14
MATRIX 2.4	2AZ-FE	01/08 → 05/14
MATRIX 2.4 VVTi	2AZ-FE	01/09 → 12/10
MR 2 II 2.0	3S-FE	12/89 → 08/92
MR 2 II 2.0 16V	3S-GE, 5E-FE	12/89 → 09/99
MR 2 II 2.0 Turbo	3S-GTE	12/89 → 07/99
MR 2 II 2.2 16V	5S-FE	01/90 → 06/95
MR 2 III 1.8 16V VVT-i	1ZZ-FE	10/99 → 06/07
PASEO 1.5	5E-FE	08/95 → 06/99
PASEO 1.5 Efi	5E-FE, 3S-FE	01/97 → 12/99
PICNIC 1 2.0	3S-FE, 2TZ-FE	01/01 → 12/01
PICNIC 1 2.0 16V	3S-FE	08/96 → 09/00
PICNIC 1 2.2 D	3C-TE	08/97 → 12/01
PICNIC II 2.0 VVTi	1AZ-FE	05/01 → 08/06
PICNIC II 2.4 VVTi	2AZ-FE	11/03 → 08/06
PREVIA 1 2.4	2TZ-FE	05/90 → 08/00
PREVIA I 2.4 4WD	2TZ-FE, 2AZ-FE	01/90 → 12/99
PREVIA II 2.0 D-4D	1CD-FTV	03/01 → 01/06

TOYOTA		
PREVIA II 2.4	2AZ-FE, 3S-FE	02/00 → 02/06
PREVIA II 2.4 4WD	2AZ-FE	02/00 → 01/06
PREVIA III 2.4	2AZ-FE	10/05 →
PREVIA III 3.5	2GR-FE	01/06 →
PREVIA III 3.5 4WD	2GR-FE	01/06 →
PRIUS I 1.5 Hybrid	1NZ-FXE	05/00 → 01/04
PRIUS II 1.5	1NZ-FXE	09/03 → 12/09
PRIUS III 1.8 Hybrid	2ZR-FXE	05/11 →
PRIUS III 1.8 Hybrid [ExtraEU]	2ZR-FXE	06/08 →
PRIUS III 1.8 Plug-in Hybrid	2ZR-FXE	01/12 →
PRIUS IV 1.8 Hybrid	2ZR-FXE	09/15 →
PRIUS IV 1.8 Plug-in Hybrid	2ZR-FXE	01/16 →
PRIUS C 1.5 Hybrid	1NZ-FXE	12/11 →
RACTIS 1.3 VVTi [ExtraEU]	1NR-FE	07/10 → 04/14
RACTIS 1.5 VVTi [ExtraEU]	1NZ-FE	07/11 →
RAV 4 I 2.0	3S-FE	06/97 → 09/99
RAV 4 I 2.0 4WD	3S-FE, 3ZR-FAE	01/94 → 06/00
RAV 4 II 1.8	1ZZ-FE	08/00 → 11/05
RAV 4 II 2.0 4WD	1AZ-FE	05/00 → 11/05
RAV 4 II 2.0 D 4WD	1CD-FTV	05/01 → 11/05
RAV 4 II 2.0 VVTi [ExtraEU]	3ZR-FE	12/12 →
RAV 4 II 2.2 D4d	2AD-FHV	12/12 →
RAV 4 II 2.4 4WD	2AZ-FE	08/03 → 11/05
RAV 4 II 2.4 VVTi [ExtraEU]	2AZ-FE	08/00 → 11/05
RAV 4 IV 2.0	3ZR-FE	12/12 →
RAV 4 IV 2.0 4WD	3ZR-FAE, 2AD-FHV	12/12 →
RAV 4 IV 2.2 D 4WD	2AD-FHV, 2AR-FXE	12/12 →
RAV 4 IV 2.5 4WD	2AR-FE	12/12 →
RAV 4 IV 2.5 Hybrid	2AR-FXE, 2E	10/15 →
RAV 4 IV 2.5 Hybrid 4WD	2AR-FXE	10/15 →
RAV 4 III 2.0	3ZR-FAE, 1AZ-FE	12/08 → 06/13
RAV 4 III 2.0 4WD	1AZ-FE, 2AD-FHV	02/06 → 06/13
RAV 4 III 2.0 VVT-i [CHN]	1AZ-FE	03/09 →
RAV 4 III 2.2 D	2AD-FHV, 2AD-FHV	12/08 → 06/13
RAV 4 III 2.2 D 4WD	2AD-FHV, 2GR-FE	11/05 → 06/13
RAV 4 III 2.4	2AZ-FE	11/05 → 06/13
RAV 4 III 2.4 4WD	2AZ-FE	11/05 → 06/13
RAV 4 III 2.4 VVTi [CHN]	2AR-FE	03/09 →
RAV 4 III 2.5	2AR-FE	12/08 →
RAV 4 III 3.5 4WD	2GR-FE, 3ZR-FAE	11/05 →
SIENNA 2.7 VVTi [ExtraEU]	1AR-FE	09/10 → 12/13
SIENNA 3.0	1MZ-FE	08/97 → 12/02
SIENNA 3.5	2GR-FE	01/10 →
SIENNA 3.5 4WD	2GR-FE	01/10 →
SIENNA 3.5 VVTi [ExtraEU]	2GR-FE	02/10 →
STARLET 1.3	2E, 2E	01/96 → 10/99
STARLET 1.3 12V	2E, 2JZ-GTE	12/89 → 12/92
STARLET 1.3 12V Cat	2E-E	12/89 → 03/96
SUPRA 3.0 24V [NATO]	2JZ-GE	05/93 → 08/98
SUPRA 3.0 i	2JZ-GE	05/93 → 07/02
SUPRA 3.0 i Bi-Turbo	2JZ-GTE, 5E-FE	05/93 → 07/02
T100 2.7 i [USA]	3RZFE	10/93 → 07/98
T100 3.0 i [USA]	3VZE	08/92 → 08/94
T100 3.4 i [USA]	5VZFE	08/94 → 07/98
TACOMA 2.4 i [USA]	2RZFE	01/95 →
TACOMA 2.7 i [USA]	3RZFE	02/98 →
TACOMA 3.4 i [USA]	5VZFE	01/95 →
TARAGO MPV / SPACE 2.0 TDi	1CD-FTV	10/03 → 12/05
TARAGO MPV / SPACE 2.4 VVTi	2AZ-FE	02/00 → 12/05
TERCEL 1.5	5E-FE, 1NR-FE	09/94 → 09/99
TERCEL 1.5 4WD	5E-FE	09/94 → 09/99
TERCEL 1.5 i [USA]	3EE	01/93 →
TRUCK 2.4 i [USA]	22RE	01/92 →
TRUCK 3.0 i [USA]	3VZ-E	01/91 →
TUNDRA 3.4 i 24V [USA]	5VZFE	02/99 →
URBAN CRUISER 1.33	1NR-FE, 1AD-FTV	01/09 →
URBAN CRUISER 1.4 D-4D	1ND-TV	01/09 → 04/14
URBAN CRUISER 1.4 D-4D 4WD	1ND-TV	01/09 → 04/14
VELLFIRE 3.5	2GR-FE	04/08 → 12/14
VENZA 2.7	1AR-FE	11/08 →
VENZA 2.7 4WD	1AR-FE	11/08 →
VENZA 2.7 VVTi [ExtraEU]	1AR-FE	01/12 →
VENZA 3.5	2GR-FE	11/08 →
VENZA 3.5 4WD	2GR-FE	11/08 →
VERSO 1.6	1ZR-FAE	04/09 →
VERSO 1.6 VVTi	1ZR-FAE	04/09 →
VERSO 1.8	2ZR-FAE	04/09 →
VERSO 2.0 D-4D	1AD-FTV, 2NZ-FE	04/09 →
VERSO 2.2 D4d	2AD-FHV	04/09 →
VERSO 2.2 D-4D	2AD-FHV	04/09 →
VERSO 2.2 D-CAT	2AD-FHV	04/09 →
VERSO S 1.33	1NR-FE	11/10 → 10/16
VIOS / YARIS 1.0	1KR-FE	08/07 →
VIOS / YARIS 1.3	2NZ-FE, 1SZ-FE	08/05 → 04/14
VIOS / YARIS 1.3 4WD	2NZ-FE	08/07 →
VIOS / YARIS 1.5	1NZ-FE	08/07 →

TOYOTA		
VITZ 1.0 VVTi [ExtraEU]	1KR-FE	11/05 → 11/10
YARIS I 1.0	1SZ-FE, 2NZ-FE	03/03 → 09/05
YARIS I 1.3	2NZ-FE, 1ND-TV	04/02 → 10/05
YARIS I 1.4 D-4D	1ND-TV, 1NZ-FE	10/01 → 10/05
YARIS I 1.5	1NZ-FE, 2NZ-FE	03/00 → 11/05
YARIS II 1.0 GPL	1KR-FE	01/06 →
YARIS II 1.0 VVT-i	1KR-FE	01/05 → 11/11
YARIS II 1.3 4WD	2NZ-FE	08/07 →
YARIS II 1.3 VVT-i	2NZ-FE, 1KR-FE	01/05 →
YARIS II 1.33 VVT-i	1NR-FE	11/08 →
YARIS II 1.4 D-4D	1ND-TV	08/05 →
YARIS II 1.5	1NZ-FE	11/05 →
YARIS II 1.6 [CHN]	1ZR-FE	05/08 →
YARIS II 1.8 VVTi	2ZR-FE	01/07 → 12/11
YARIS III 1.0	1KR-FE, 1NR-FE	12/10 →
YARIS III 1.0 VVTi	1KR-FE	07/14 →
YARIS III 1.3	1NR-FE, 1NR-FE	08/11 →
YARIS III 1.3 4WD	1NR-FE	12/10 →
YARIS III 1.3 VVTi	1NR-FE, 1NZ-FE	07/10 →
YARIS III 1.4 D	1ND-TV	09/11 →
YARIS III 1.4 D4d	1ND-TV	07/14 →
YARIS III 1.5	1NZ-FE, 1NZ-FXE	12/10 →
YARIS III 1.5 Hybrid	1NZ-FXE, 2NZ-FE	03/12 →
YARIS III 1.8 GRMN	2ZR-FE	09/17 →
YARIS VERSO 1.3	2NZ-FE, 2NZ-FE	11/02 → 09/05
YARIS VERSO 1.3 VVTi	2NZ-FE, 1NZ-FE	03/00 → 09/05
YARIS VERSO 1.4 D4d	1ND-TV	10/01 → 09/05
YARIS VERSO 1.4 D-4D	1ND-TV	10/01 → 09/05
YARIS VERSO 1.5	1NZ-FE, K9A(TUD3)	01/00 → 09/05
YARIS VERSO 1.5 VVTi	1NZ-FE	03/00 → 03/03

VOLVO		
S80 II 4.4 V8 AWD	B8444S	03/06 → 03/12
XC90 I V8 AWD	B8444S	01/05 → 12/10

VW		
TARO 1.8	2Y	04/89 → 09/94
TARO 2.2	4Y	06/89 → 07/94
TARO 2.2 4x4	4Y	06/89 → 07/94
TARO 2.4 i 4x4	22R	06/89 → 03/97

7.0116



1

ENGINE OIL PRESSURE WARNING LIGHT SWITCHES

Adatt./Suitable:

CITROËN
1131.82
96 026 617

FIAT
9618305780

HYUNDAI
94750-29000

LANCIA
9618305780

NISSAN
25240-6F900

PEUGEOT
1131.61
1131.82
96 026 617

RENAULT
96 18 305 780

ROVER
GPS171

SUZUKI
16582-66G00
16582-66G00-000
37820-86CA0
37820-86CA0-000

MARKET DIFFUSION: HIGH



21	M 16x1,5			Bar
				0.50

CITROËN		
AX 14 D	K9A(TUD3), VJY(TUD5)	09/88 → 12/97
AX 15 D	VJY(TUD5), TU3A	08/94 → 12/97
BERLINGO I 1.1 i	TU1JP	07/96 → 05/08
BERLINGO I 1.4	TU3JP	07/96 → 10/05
BERLINGO I 1.4 BiFuel	TU3JP	07/96 → 10/02
BERLINGO I 1.4 Bivalent	TU3JPCNG	11/02 → 12/11

CITROËN		
BERLINGO I 1.4 Hybrid	TU3JPHYBRID	05/05 → 05/08
BERLINGO I 1.4 i	TU3A, TU5JP4	07/96 → 12/11
BERLINGO I 1.4 i bivalent	TU3JPCNG	04/03 → 10/08
BERLINGO I 1.6 16V	TU5JP4, A9A(XUD7)	10/00 → 12/11
BERLINGO I 1.6 HDI 75	DV6BTEd4	07/05 → 12/11
BERLINGO I 1.6 HDI 90	DV6ATED4	07/05 → 12/11
BERLINGO I 1.8 D	A9A(XUD7), LFX(XU7JB)	07/96 → 10/02
BERLINGO I 1.8 i	LFX(XU7JB), DW8	05/97 → 10/02
BERLINGO I 1.8 i 4WD	LFX(XU7JB)	04/97 → 10/01
BERLINGO I 1.9	DW8, D9B(XUD9A/L)	07/96 → 04/99
BERLINGO I 1.9 D	D9B(XUD9A/L), DW8	07/96 → 12/03
BERLINGO I 1.9 D 70	DW8, TU5JP4	04/99 → 12/11
BERLINGO I 2.0 HDi	DW10TD	08/99 → 10/05
BERLINGO I 2.0 HDi 90	DW10TD	12/99 → 12/11
BERLINGO II 1.4	TU3JP	06/08 → 12/11
BERLINGO II 1.6	TU5JP4, DV6ETED	04/08 →
BERLINGO II 1.6 HDi	DV6BTEd4	06/08 → 12/11
BERLINGO II 1.6 HDi / BlueHdi 75	DV6ETED, DV6C	07/10 →
BERLINGO II 1.6 HDi 110	DV6C, DV6C	04/08 →
BERLINGO II 1.6 HDi 115	DV6C, DV6BTEd4	07/10 →
BERLINGO II 1.6 HDi 75	DV6BTEd4, DV6ATED4	04/08 →
BERLINGO II 1.6 HDi 75 / BlueHdi 75	DV6ETED	04/08 →
BERLINGO II 1.6 HDi 75 16V	DV6BTEd4	04/08 →
BERLINGO II 1.6 HDi 90	DV6ATED4, DV6ATED4	04/08 →
BERLINGO II 1.6 HDi 90 16V	DV6ATED4, TU1A	04/08 →
BERLINGO II 1.9	DW8B	06/08 → 12/11
C1 1.4 HDi	DV4TD	06/05 → 09/14
C2 1.1	TU1A, TU3A	09/03 →
C2 1.4	TU3A, DV4TD	09/03 →
C2 1.4 16V	ET3J4	06/06 →
C2 1.4 HDi	DV4TD, TU1A	09/03 →
C2 1.6	TU5JP4	09/03 →
C2 1.6 HDi	DV6TEd4	09/05 →
C2 1.6 VTS	TU5JP4S	01/05 →
C3 1.1 i	TU1A, DV4TD	02/02 →
C3 1.1 LPG	TU1A	06/06 → 12/09
C3 1.4 16V	ET3J4	12/03 →
C3 1.4 16V HDi	DV4TEd4	02/02 →
C3 1.4 BiFuel	TU3JP	09/08 → 12/09
C3 1.4 HDi	DV4TD, TU3A	02/02 →
C3 1.4 i	TU3A, TU3JPCNG	02/02 →
C3 1.4 i Bivalent	TU3JPCNG, TU5JP4	02/02 →
C3 1.6 16V	TU5JP4, DV6ATED4	02/02 →
C3 1.6 16V HDi	DV6ATED4, TU3A	09/05 →
C3 1 PLURIEL 1.4	TU3A, TU3A	05/03 →
C3 1 PLURIEL 1.4 HDi	DV4TD	04/04 →
C3 1 PLURIEL 1.6	TU5JP4	05/03 →
C3 II 1.1	TU1A	11/09 →
C3 II 1.1 BiFuel	TU1A	11/10 →
C3 II 1.4	TU3A, DV4C	11/09 →
C3 II 1.4 HDi	DV4TD	06/10 → 09/16
C3 II 1.4 HDi 70	DV4C, DV6DTEd	11/09 →
C3 II 1.4 LPG	TU3A	07/10 →
C3 II 1.6 BlueHdi 75	DV6ETEDM	04/15 →
C3 II 1.6 HDi	DV6DTEd, DV6ATED4	11/09 →
C3 II 1.6 HDi 110	DV6C	11/09 →
C3 II 1.6 HDi 90	DV6ATED4	11/09 →
C3 III 1.6 Vti	EC5F	02/17 →
C3 PICASSO 1.6 HDi	DV6ATED4, EP6DT	02/09 →
C3 PICASSO 1.6 HDi 110	DV6C	05/10 →
C3 PICASSO 1.6 HDi 90	DV6DTEd	07/10 →
C3 PICASSO 1.6 Vti	EP6	07/09 →
C3 PICASSO 1.6 Vti 120	EP6	02/09 →
C4 1 1.4 16V	ET3J4	11/04 → 07/11
C4 1 1.6 16V	TU5JP4	11/04 → 07/11
C4 1 1.6 16V Bio-Flex	TU5JP4	09/07 → 07/08
C4 1 1.6 HDi	DV6ATED4, EW10A	11/04 → 07/11
C4 1 1.6 THP	EP6DT	06/08 → 07/11
C4 1 1.6 THP 140	EP6DT	07/08 → 07/11
C4 1 1.6 THP 150	EP6DT	07/08 → 07/11
C4 1 1.6 Vti 120	EP6	07/08 → 07/11
C4 1 2.0 16V	EW10A, DW10ATED	11/04 → 07/11
C4 1 2.0 HDi	DW10ATED, DV6C	11/04 → 07/11
C4 1 2.0 VTR	EW10A	10/06 → 12/07
C4 II 1.6 BlueHdi 115	DV6C	08/14 →
C4 II 1.6 HDi	DV6C, DV6DTEd	11/09 →
C4 II 1.6 HDi 110	DV6C	11/09 →
C4 II 1.6 HDi 115	DV6C	07/12 →
C4 II 1.6 HDi 90	DV6DTEd, EW7A	11/09 →
C4 II 2.0 HDi / BlueHdi 150	DW10CTED4	11/09 →
C4 II 2.0 HDi / BlueHdi 160	DW10CTED4	10/10 →
C4 AIRCROSS 1.6 HDi 115	DV6C	04/12 →
C4 AIRCROSS 1.6 HDi 115 AWC	DV6C	05/12 →
C4 CACTUS 1.6 HDi 90	DV6DTEdM	09/14 →
C4 GRAND PICASSO I 1.6 16V	EP6DT, DV6ATED4	07/08 →

CITROËN		
C4 GRAND PICASSO I 1.6 HDi	DV6TEd4	10/06 →
C4 GRAND PICASSO I 1.6 HDi 110	DV6C	09/10 →
C4 GRAND PICASSO I 1.6 Vti 120	EP6	07/08 →
C4 GRAND PICASSO I 1.8 i 16V	EW7A	10/06 →
C4 GRAND PICASSO I 1.8 i 16V CNG	EW7ACNG	03/09 → 12/11
C4 GRAND PICASSO I 1.8 i 16V Flex	EW7A	06/09 → 01/13
C4 GRAND PICASSO I 2.0 HDi 138	DW10BTEd4	10/06 →
C4 GRAND PICASSO I 2.0 HDi 150	DW10CTED4	07/09 →
C4 GRAND PICASSO I 2.0 HDi 165	DW10CTED4	09/10 →
C4 GRAND PICASSO I 2.0 i 16V	EW10A	10/06 →
C4 GRAND PICASSO II 1.6 HDi / BlueHdi 115	DV6C	09/13 →
C4 GRAND PICASSO II 1.6 HDi 90	DV6DTEd	09/13 →
C4 PICASSO I 1.6 16V	EP6DT	07/08 → 08/13
C4 PICASSO I 1.6 HDi	DV6TEd4	02/07 → 08/13
C4 PICASSO I 1.6 HDi 110	DV6C	09/10 → 08/13
C4 PICASSO I 1.6 THP 140	EP6DT	07/08 → 08/13
C4 PICASSO I 1.6 Vti 120	EP6	07/08 → 08/13
C4 PICASSO I 1.8 Bifuel	EW7A	01/09 → 10/12
C4 PICASSO I 1.8 i 16V	EW7A	02/07 → 12/11
C4 PICASSO I 2.0 HDi 138	DW10BTEd4	10/06 → 08/13
C4 PICASSO I 2.0 HDi 150	DW10CTED4	07/09 → 08/13
C4 PICASSO I 2.0 HDi 165	DW10CTED4	09/10 → 08/13
C4 PICASSO I 2.0 i 16V	EW10A	09/07 → 08/13
C4 PICASSO II 1.6 HDi / BlueHdi 115	DV6C	02/13 →
C4 PICASSO II 1.6 HDi 90	DV6DTEd	02/13 →
C5 1 1.6 HDi	DV6TEd4	09/04 →
C5 1 1.8	EW7J4	09/04 → 08/05
C5 1 1.8 16V	EW7A, DW10	03/01 →
C5 1 2.0	EW10A	11/04 → 01/08
C5 1 2.0 16V	EW10A	03/01 →
C5 1 2.0 16V HPI	EW10D	03/01 → 08/04
C5 1 2.0 HDi	DW10, DW12BTEd4	03/01 →
C5 1 2.2 HDi	DW12BTEd4, ES9A	03/01 →
C5 1 3.0 [ExtraEU]	ES9AHP	09/04 → 01/08
C5 1 3.0 Carlsson	ES9AJ5SH	09/03 → 08/04
C5 1 3.0 V6	ES9A, DV6C	03/01 →
C5 II 1.6 HDi 110	DV6C, DW12BTEd4	02/08 →
C5 II 1.6 HDi 115	DV6C	01/12 →
C5 II 1.8 16V	EW7A	02/08 →
C5 II 2.0 16V	EW10A	02/08 →
C5 II 2.0 16V BioFlex	EW10A	02/08 →
C5 II 2.0 HDi	DW10BTEd4	02/08 →
C5 II 2.0 HDi 140	DW10BTEd4	04/09 →
C5 II 2.0 HDi 150 / BlueHdi 150	DW10FD	04/09 →
C5 II 2.0 HDi 165	DW10CTED4	04/09 →
C5 II 2.2 HDi	DW12BTEd4, DW10ATED4	02/08 →
C5 II 2.2 HDi 165	DW12BTEd4	02/08 →
C5 II 2.2 HDi 200	DW12C	07/10 →
C6 2.2 HDi	DW12BTEd4	06/06 →
C6 3.0 V6	ES9A	09/05 →
C8 2.0	EW10J4	07/02 →
C8 2.0 16V	EW10A	09/05 →
C8 2.0 HDi	DW10ATED4, DW10BTEd4	07/02 →
C8 2.0 HDi 135	DW10BTEd4, DW12BTEd4	03/06 →
C8 2.0 HDi 165	DW10CTED4	03/06 →
C8 2.2	EW12J4	07/02 →
C8 2.2 HDi	DW12BTEd4, DW12ME5	07/02 →
C8 3.0 V6	ES9J4S	07/02 →
C-CROSSER 2.2 HDi	DW12ME5, DV4C	02/07 →
C-CROSSER ENTERPRISE 2.2 HDi	DW12MTEd4	01/09 →
C-ELYSEE 1.6 HDi 92	DV6DTEdM	11/12 →
C-ELYSEE 1.6 Vti 115	EC5	11/12 →
DISPATCH 1.6 HDi	DV6UTED4	06/07 →
DISPATCH 1.9 DT	XUD9TE	10/95 → 09/97
DISPATCH 2.0 HDi	DW10UTED4	06/07 →
DS3 1.4 HDi 70	DV4C, LFX(XU7JP)	04/10 → 07/15
DS3 1.6 HDi 110	DV6C	11/09 → 07/15
DS3 1.6 HDi 90	DV6DTEd	11/09 → 07/15
DS3 1.6 Racing	EP6DTS	02/11 → 07/15
DS3 1.6 THP 150	EP6DT	01/10 → 07/15
DS3 1.6 THP 155	EP6DT	04/10 → 07/15
DS3 1.6 THP Racing	EP6DTS	02/11 → 07/15
DS4 1.6 HDi 110	DV6C	04/11 → 07/15
DS4 1.6 HDi 115	DV6C	08/12 → 07/15
DS4 1.6 HDi 90	DV6DTEd	05/11 → 07/15
DS4 2.0 HDi / BlueHdi 135	DW10CB	09/11 → 07/15

CITROËN		
DS4 2.0 HDi 165	DW10CTED4	04/11 → 07/15
DS5 2.0 HDi 135	DW10CBTR	11/11 → 07/15
DS5 2.0 HDi 165	DW10CTED4	11/11 → 07/15
DS5 2.0 HDi 165 Hybrid4 4x4	DW10CTED4	12/11 → 07/15
DS5 2.0 HDi 200 Hybrid4	DW10CTED4	12/11 → 07/15
EVASION 1.8	LFZ(XU7JP), D8B(XUD9TF)	02/96 → 12/96
EVASION 1.9 TD	D8B(XUD9TF), RFU(XU10J2/C)	11/94 → 12/98
EVASION 2.0	RFU(XU10J2/C), EW10J4	06/94 → 07/02
EVASION 2.0 16V	EW10J4, RG(XU10J2TE)	05/00 → 07/02
EVASION 2.0 HDi	DW10ATED	08/99 → 07/02
EVASION 2.0 HDi 16V	DW10ATED4	09/99 → 07/02
EVASION 2.0 Turbo C.T.	RG(XU10J2TE), P8C(XUD11BTE)	06/94 → 07/02
EVASION 2.1 TD	P8C(XUD11BTE), D9B(XUD9A/U)	05/96 → 07/02
JUMPER I 1.9 D	D9B(XUD9A/U), D8C(XUD9TF)	02/94 → 04/02
JUMPER I 1.9 TD	D8C(XUD9TF), RFW(XU10J2U)	02/94 → 04/02
JUMPER I 1.9 TD 4x4	D8C(XUD9TF)	08/96 → 04/02
JUMPER I 2.0	RFW(XU10J2U), DW10TD	02/94 → 04/02
JUMPER I 2.0 4x4	RFW(XU10J2U)	08/96 → 04/02
JUMPER I 2.5 D	T9A(DJ5)	03/94 → 04/02
JUMPER I 2.5 D 4x4	T9A(DJ5)	08/96 → 04/02
JUMPER I 2.5 TD	T8A(DJ5T)	03/94 → 04/02
JUMPER I 2.5 TD 4x4	T8A(DJ5T)	08/96 → 04/02
JUMPER I 2.5 TDi	THX(DJ5TED)	12/96 → 04/02
JUMPER I 2.5 TDi 4x4	THX(DJ5TED)	12/96 → 04/02
JUMPER II 2.0	XU10J2	02/02 →
JUMPER II 2.0 BiFuel	XU10J2	02/02 → 06/06
JUMPER II 2.0 bivalent	XU10J2CNG	02/03 →
JUMPER II 2.0 HDi	DW10TD, DW12UTED	04/02 →
JUMPER II 2.2 HDi	DW12UTED, DV6DUM	02/02 →
JUMPY I 1.6 HDi	DV6DUM, DW8	06/07 → 03/16
JUMPY I 1.9	DW8, D9B(XUD9A/U)	10/95 → 08/98
JUMPY I 1.9 D	D9B(XUD9A/U), DW8	10/95 → 08/98
JUMPY I 1.9 D 70	DW8, D8B(XUD9TF)	04/98 → 10/06
JUMPY I 1.9 DT	XUD9TE	10/95 → 08/00
JUMPY I 1.9 TD	D8B(XUD9TF), DW10ATED	10/95 →
JUMPY I 2.0	EW10J4	04/00 → 12/06
JUMPY I 2.0 HDi	DW10UTED4	06/07 → 03/16
JUMPY I 2.0 HDi 110	DW10ATED, DW10BTEd	03/00 → 10/06
JUMPY I 2.0 HDi 110 16V	DW10ATED4	12/03 → 10/06
JUMPY I 2.0 HDi 95	DW10BTEd, DV6DUM	10/99 → 10/06
JUMPY I 2.0 i 16V	EW10J4	03/00 → 10/06
JUMPY II 1.6 HDi 90 16V	DV6UTED4	01/07 →
JUMPY II 1.6 HDi 90 8V	DV6DUM, TU3A	01/07 →
JUMPY II 2.0 HDi 120	DW10UTED4	01/07 →
JUMPY II 2.0 HDi 125	DW10CD	07/11 →
JUMPY II 2.0 HDi 140	DW10BTEd4	01/07 →
JUMPY II 2.0 HDi 165	DW10CTED4	07/10 →
JUMPY II 2.0 HDi 95	DW10CE	07/11 →
JUMPY II 2.0 i	EW10A	01/07 →
NEMO 1.4	TU3A, TUD5	02/08 →
NEMO 1.4 HDi	DV4TEd	02/08 →
SAXO 1.1 X,SX	TU1JP	05/96 → 09/03
SAXO 1.4 VTS	TU3JP	05/96 → 06/03
SAXO 1.5 D	TUD5, LFX(XU7JB)	09/00 → 04/04
SAXO 1.6	TU5JP	02/01 → 04/04
SAXO 1.6 VTS	TU5JP	09/00 → 09/03
XANTIA I 1.6 i	BFZ(XU5JP)	03/93 → 03/01
XANTIA I 1.8 i	LFX(XU7JB), D8B(XUD9TF)	03/93 → 01/98
XANTIA I 1.8 i 16V	LFY(XU7JP4)	06/95 → 04/03
XANTIA I 1.9 D	D9B(XUD9A/L)	06/94 → 01/98
XANTIA I 1.9 SD	DHW(XUD9SD)	02/96 → 04/03
XANTIA I 1.9 Turbo D	D8B(XUD9TF), RFT(XU10J4/Z)	05/93 → 04/03
XANTIA I 2.0	RFXX(XU10J2C/ZL3)	03/93 → 05/95
XANTIA I 2.0 i	RFX(XU10J2C)	03/93 → 04/03
XANTIA I 2.0 i 16V	RFT(XU10J4/Z), D8B(XUD9TF)	03/93 → 04/03
XANTIA I 2.0 i SX 16V	XU10J4D	04/94 → 05/95
XANTIA I 2.0 i VSX 16V	XU10J4D	03/93 → 05/95
XANTIA I 2.0 Turbo	RG(XU10J2TE)	06/95 → 04/03
XANTIA I 2.1 Turbo D 12V	P8C(XUD11BTE)	06/95 → 02/99
XANTIA I 3.0 i 24V	XFZ(ES9J4)	01/97 → 04/03
XANTIA I 3.0 V6	XFZ(ES9J4)	01/98 → 04/03
XANTIA II 1.6 i SX	BFZ(XU5JP)	01/98 → 03/01
XANTIA II 1.8 i	LFX(XU7JB)	01/98 → 04/03
XANTIA II 1.8 i 16V	LFY(XU7JP4)	01/98 → 04/03
XANTIA II 1.9 SD	DHW(XUD9SD)	01/98 → 04/03
XANTIA II 1.9 Turbo D	D8B(XUD9TF), RDZ(XU10M2)	01/98 → 04/03
XANTIA II 2.0 i	RFX(XU10J2C)	01/98 → 04/03
XANTIA II 2.0 i 16V	RFV(XU10J4R)	01/98 → 04/03
XANTIA II 2.0 Turbo	RG(XU10J2TE)	01/98 → 04/03
XANTIA II 2.1 Turbo D 12V	P8C(XUD11BTE)	01/98 → 02/99
XANTIA II 3.0 V6	XFZ(ES9J4)	01/98 → 04/03
XM I 2.0	--	05/89 → 04/94
XM I 2.0 i	RDZ(XU10M2), SFZ(ZPJZ)	05/89 → 06/94

CITROËN			
XM I 2.0 i Turbo	RGY(XU10J2TE/Z)	09/92 ⇒ 06/94	
XM I 2.0 Turbo	RGY(XU10J2TE/Z)	09/92 ⇒ 04/94	
XM I 2.1 D 12V	P9A(XUD11A)	05/89 ⇒ 06/94	
XM I 3.0	UFZ(ZPJ/Z)	05/89 ⇒ 05/94	
XM I 3.0 V6	SFZ(ZPJ/Z), SKZ(ZPJ4/Z)	05/89 ⇒ 06/94	
XM I 3.0 V6 24V	SKZ(ZPJ4/Z), RGX(XU10J2TE)	07/90 ⇒ 06/94	
XM II 2.0 i	XU10J2	07/94 ⇒ 07/99	
XM II 2.0 i 16V	RFV(XU10J4R)	05/94 ⇒ 10/00	
XM II 2.0 Turbo	RGX(XU10J2TE), P8A(XUD11ATE)	05/94 ⇒ 10/00	
XM II 2.1 D12	P9A(XUD11A)	07/94 ⇒ 06/96	
XM II 2.1 TD 12V	P8A(XUD11ATE), SFZ(ZPJ/Z)	05/94 ⇒ 10/00	
XM II 2.5 TD	THY(DKSATE)	05/94 ⇒ 10/00	
XM II 3.0 V6	SFZ(ZPJ/Z), SKZ(ZPJ4/Z)	05/94 ⇒ 10/00	
XM II 3.0 V6 24V	SKZ(ZPJ4/Z), TUD5	05/94 ⇒ 10/00	
XSARA 1.4	TU3JP	05/98 ⇒ 03/05	
XSARA 1.4 HDi	DV4TD	01/03 ⇒ 08/05	
XSARA 1.4 i	TU3JP	04/97 ⇒ 08/05	
XSARA 1.5 D	TUD5, XU7JB	04/97 ⇒ 09/00	
XSARA 1.6 16V	TU5JP4	09/00 ⇒ 08/05	
XSARA 1.8	XU7JB, 161A(XUD7)	07/97 ⇒ 08/00	
XSARA 1.8 BiFuel	XU7JP4	07/97 ⇒ 08/00	
XSARA 1.8 D	161A(XUD7), LFX(XU7JB)	04/97 ⇒ 09/00	
XSARA 1.8 i	LFX(XU7JB), LFY(XU7JP4)	04/97 ⇒ 09/00	
XSARA 1.8 i 16V	LFY(XU7JP4), DHY(XUD9BSD)	04/97 ⇒ 09/00	
XSARA 1.8 i Aut.	LFZ(XU7JP)	04/97 ⇒ 09/00	
XSARA 1.8 LPG	XU7JP4	01/98 ⇒ 08/00	
XSARA 1.9 D	DHY(XUD9BSD), DHY(XUD9TE/Y)	04/97 ⇒ 08/05	
XSARA 1.9 DT	XUD9BSD	01/98 ⇒ 09/00	
XSARA 1.9 SD	DHY(XUD9BSD)	01/98 ⇒ 09/00	
XSARA 1.9 TD	DHY(XUD9TE/Y), EW10J4	04/97 ⇒ 09/00	
XSARA 2.0	XU10J4RS	06/97 ⇒ 10/04	
XSARA 2.0 16V	EW10J4, TU5JP	09/00 ⇒ 08/05	
XSARA 2.0 HDi	DW10TD	09/00 ⇒ 03/05	
XSARA 2.0 HDi 109	DW10ATED	05/01 ⇒ 08/05	
XSARA 2.0 HDi 90	DW10TD	02/99 ⇒ 08/05	
XSARA 2.0 i 16V	RFS(XU10J4RS)	02/98 ⇒ 03/05	
XSARA PICASSO 1.6	TU5JP, TU5JP4	06/02 ⇒	
XSARA PICASSO 1.6 16V	TU5JP4, DV6ATED4	06/05 ⇒	
XSARA PICASSO 1.6 16V LPG	TU5JP4	09/05 ⇒	
XSARA PICASSO 1.6 Chrono	TU5JP	04/01 ⇒ 10/04	
XSARA PICASSO 1.6 HDi	DV6ATED4, K9Y(TUD3Y)	05/04 ⇒	
XSARA PICASSO 1.8 16V	EW7J4	02/00 ⇒	
XSARA PICASSO 2.0 16V	EW10J4	01/03 ⇒	
XSARA PICASSO 2.0 HDi	DW10TD	12/99 ⇒	
ZX 1.4 D	K9Y(TUD3Y), BDY(XU5M)	07/94 ⇒ 10/97	
ZX 1.5 D	TUD5	06/96 ⇒ 02/98	
ZX 1.6	BDY(XU5M), BDY(XU5M)	07/94 ⇒ 10/97	
ZX 1.6 i	BDY(XU5M), LFY(XU7JP4)	03/91 ⇒ 10/97	
ZX 1.8	LFY(XU7JP4), D6E(XU9JA)	07/94 ⇒ 10/97	
ZX 1.8 D	161A(XUD7)	06/93 ⇒ 10/97	
ZX 1.8 i	LFZ(XU7JP)	07/92 ⇒ 10/97	
ZX 1.8 i 16V	LFY(XU7JP4)	01/96 ⇒ 02/98	
ZX 1.9	D6E(XU9JA), D9B(XUD9A/U)	03/91 ⇒ 06/97	
ZX 1.9 D	D9B(XUD9A/U), DKZ(XU9JA)	03/91 ⇒ 10/97	
ZX 1.9 i	DKZ(XU9JA), RFS(XU10J4RS)	03/91 ⇒ 06/97	
ZX 1.9 TD	DHY(XUD9TE/Y)	07/92 ⇒ 10/97	
ZX 2.0	RFS(XU10J4RS), RFX(XU10J2C)	07/94 ⇒ 10/97	
ZX 2.0 i	RFX(XU10J2C), RFS(XU10J4RS)	07/92 ⇒ 10/97	
ZX 2.0 i 16V	RFS(XU10J4RS), D9B	07/92 ⇒ 10/97	

FIAT			
DUCATO II 1.9 D	D9B, --	04/98 ⇒ 04/02	
DUCATO II 1.9 TD	DHX(XUD9TF/L)	04/98 ⇒ 04/02	
DUCATO II 2.0	--, D8B	03/94 ⇒ 04/02	
DUCATO II 2.0 4x4	RFW	11/94 ⇒ 04/02	
DUCATO II 2.0 Panorama/ Combinato	RFW	03/94 ⇒ 04/02	
SCUDO I 1.9 TD	DHX(XUD9TF/L)	02/96 ⇒ 12/06	
SCUDO I 1.9 TD Eco	DHX(XUD9TF/L)	02/96 ⇒ 12/06	
ULYSSE I 1.8	LFW	05/97 ⇒ 08/02	
ULYSSE I 1.9 TD	D8B, TU3A	11/94 ⇒ 08/98	
ULYSSE I 2.0	RFU(XU10J2C)	06/94 ⇒ 08/02	
ULYSSE I 2.0 Turbo	RGX(XU10J2CTE)	06/94 ⇒ 08/02	
ULYSSE I 2.1 TD	P8C	03/96 ⇒ 10/99	
HYUNDAI			
LANTRA II 1.9	DJY	04/97 ⇒ 05/00	
LANTRA II 1.9 D	DJY	03/98 ⇒ 10/00	
LANCIA			
ZETA 2.0 Turbo	RGX(XU10J2TE)	05/95 ⇒ 09/02	
ZETA 2.1 TD	P8C	05/96 ⇒ 09/99	
NISSAN			
MICRA II 1.5 D	TD15	02/98 ⇒ 02/03	

PEUGEOT			
106 I 1.4 D	K9Y(TUD3Y)	09/92 ⇒ 04/96	
106 I 1.5 D	TUD5, TU1	06/94 ⇒ 03/01	
106 II 1.1 i	TU1, TU32	05/96 ⇒ 07/04	
106 II 1.4 i	TU32, TUD5	05/96 ⇒ 07/04	
106 II 1.5 D	TUD5, TU3A	05/96 ⇒ 07/04	
107 1.4 HDi	DV4TD	06/05 ⇒ 05/14	
206 1.1	TU1JP	08/98 ⇒	
206 1.4	TU3A, TU5JP4	08/98 ⇒	
206 1.4 16V	ET3J4	10/03 ⇒	
206 1.4 BiFuel [ExtraEU]	TU3JP	07/02 ⇒ 02/07	
206 1.4 CNG	TU3AF	05/06 ⇒ 09/07	
206 1.4 HDi	DV4TD	09/01 ⇒	
206 1.4 HDi eco 70	DV4TD	09/01 ⇒	
206 1.6 16V	TU5JP4, DW8	09/00 ⇒	
206 1.6 BiFuel	TU5JP4	07/00 ⇒ 04/09	
206 1.6 HDi 110	DV6TED4	05/04 ⇒	
206 1.9	DW8, DW8	08/98 ⇒ 03/04	
206 1.9 D	DW8, EW10J4	04/99 ⇒ 05/07	
206 2.0 16V	EW10J4	07/02 ⇒ 02/07	
206 2.0 HDi	DW10TD	07/02 ⇒	
206 2.0 HDi 90	DW10TD	12/99 ⇒	
206 2.0 RC	EW10J4S	07/03 ⇒	
206 2.0 S16	EW10J4, DV4C	04/99 ⇒	
206+ 1.1	TU1A	01/09 ⇒	
206+ 1.1 LPG	TU1A	04/09 ⇒ 06/13	
206+ 1.4 HDi eco 70	DV4C, TU3A	01/09 ⇒	
206+ 1.4 i	TU3A	01/09 ⇒	
207 1.4	TU3A, EP3	02/06 ⇒	
207 1.4 16V	EP3, DV4C	02/06 ⇒	
207 1.4 BiFuel	TU3A	08/07 ⇒ 12/13	
207 1.4 HDi	DV4C, EP6	02/06 ⇒	
207 1.4 LPG	TU3A	08/07 ⇒ 12/12	
207 1.6 16V	EP6, EP6DT	02/06 ⇒	
207 1.6 16V RC	EP6DT5	02/07 ⇒	
207 1.6 16V Turbo	EP6DT, EP6	02/06 ⇒	
207 1.6 16V VTi	EP6, DV6ATED4	02/07 ⇒	
207 1.6 HDi	DV6ATED4, EP6	02/06 ⇒	
207 1.6 HDi 110	DV6C	08/09 ⇒	
207 1.6 VTi	EP6	03/07 ⇒ 12/12	
207 CC 1.6 16V	EP6, EP6DT	02/07 ⇒	
207 CC 1.6 16V Turbo	EP6DT, DV6C	02/07 ⇒	
207 CC 1.6 HDi	DV6C, DV6C	02/07 ⇒	
208 1.4 HDi	DV4C	03/12 ⇒	
208 1.6 HDi	DV6GTEDEM	03/12 ⇒	
208 1.6 HDi / BlueHDi 75	DV6GTEDEM	01/13 ⇒	
301 1.6 HDi 90	DV6GTEDEM	11/12 ⇒	
301 1.6 LPG	EC5	07/14 ⇒	
301 1.6 VTi 115	EC5, --	11/12 ⇒	
306 1.8	--, LFY(XU7JP4)	05/93 ⇒ 04/02	
306 1.8 16V	LFY(XU7JP4), --	03/97 ⇒ 10/03	
306 1.8 D	--, DHY(XUD9TE)	04/93 ⇒ 06/00	
306 1.8 ST	LFZ(XU7JP)	06/94 ⇒ 05/01	
306 1.9 D	DHY(XUD9TE), DJY(XUD9A)	01/93 ⇒ 05/99	
306 1.9 DT	DHY(XUD9TE)	05/93 ⇒ 05/01	
306 1.9 SLD	DJY(XUD9A), RFV(XU10J4R)	06/94 ⇒ 05/01	
306 1.9 SRDT	DHY(XUD9TE)	06/94 ⇒ 05/01	
306 1.9 STD	XUD9	02/94 ⇒ 05/99	
306 1.9 TD	DHY(XUD9TE)	02/97 ⇒ 04/02	
306 2.0	RFV(XU10J4R), RFV(XU10J4R)	03/94 ⇒ 04/02	
306 2.0 16V	RFV(XU10J4R), RFS(XU10J4RS)	03/97 ⇒ 04/02	
306 2.0 S16	RFS(XU10J4RS), EC5	05/93 ⇒ 05/01	
306 2.0 ST	RFX(XU10J2)	07/94 ⇒ 05/01	
306 2.0 XSi	RFX(XU10J2)	05/93 ⇒ 05/01	
307 1.4	TU3JP	08/00 ⇒	
307 1.4 16V	ET3J4	11/03 ⇒	
307 1.4 HDi	DV4TD	10/01 ⇒	
307 1.6	EC5, DV6ATED4	08/05 ⇒	
307 1.6 16V	TU5JP4	08/00 ⇒ 04/09	
307 1.6 BioFlex	TU5JP4	09/07 ⇒	
307 1.6 HDi	DV6ATED4, DV6ATED4	04/05 ⇒	
307 1.6 HDi 110	DV6TED4	02/04 ⇒	
307 1.6 HDi 90	DV6ATED4, EW10A	12/06 ⇒ 04/08	
307 2.0	EW10J4	03/02 ⇒ 06/05	
307 2.0 16V	EW10A, DW10ATED	08/00 ⇒	
307 2.0 HDi	DW10ATED, EP3	01/03 ⇒ 12/09	
307 2.0 HDi 110	DW10ATED	08/00 ⇒	
307 2.0 HDi 135	DW10ATED	10/03 ⇒	
307 2.0 HDi 90	DW10TD	08/00 ⇒	
308 I 1.4 16V	EP3, EP6	09/07 ⇒	
308 I 1.6 16V	EP6, DV6ATED4	09/07 ⇒	
308 I 1.6 Bioflex	TU5JP4	04/08 ⇒	
308 I 1.6 HDi	DV6ATED4, DW10ATED	09/07 ⇒	
308 I 2.0 Bioflex	EW10A	01/08 ⇒	
308 I 2.0 CVVT	EW10A	07/09 ⇒ 11/14	
308 I 2.0 HDi	DW10ATED4, DW12ME5	09/07 ⇒	

PEUGEOT			
308 II 1.6 HDi	DV6DTE	09/13 ⇒	
308 II 1.6 HDi 92	DV6DTE	03/14 ⇒	
308 II 1.6 VTi	EC5	03/14 ⇒	
308 II 1.6 VTi [ExtraEU]	EC5	05/15 ⇒	
405 II 1.6	B2A(XU52C/K), XU92C	08/92 ⇒ 05/97	
405 II 1.8	LFZ(XU7JP)	08/92 ⇒ 10/96	
405 II 1.9	XU92C, D9B(XUD9A)	01/93 ⇒ 12/96	
405 II 1.9 D	D9B(XUD9A), DHY(XUD9TE)	06/94 ⇒ 11/99	
405 II 1.9 TD	DHY(XUD9TE), RFX(XU10J2)	08/92 ⇒ 05/97	
405 II 2.0	RFX(XU10J2)	08/92 ⇒ 10/96	
405 II 2.0 16V	RFT(XU10J4)	06/94 ⇒ 10/95	
405 II 2.0 4x4	RFX(XU10J2), BFZ(XU5JP)	08/92 ⇒ 10/96	
405 II 2.0 T 16 X4	RGZ(XU10J4TE/Z)	08/92 ⇒ 10/95	
405 II 2.0 X4	RFX(XU10J2)	08/92 ⇒ 10/95	
406 1.6	BFZ(XU5JP), L6A(XU7JP)	11/95 ⇒ 05/04	
406 1.8	L6A(XU7JP), EW7J4	10/96 ⇒ 03/99	
406 1.8 16V	EW7J4, EW7J4	10/00 ⇒ 10/04	
406 1.8 BiFuel	EW7J4, DHW(XUD9SD)	09/00 ⇒ 05/04	
406 1.9 D	DHW(XUD9SD), DHX(XUD9TE)	10/96 ⇒ 10/04	
406 1.9 TD	DHX(XUD9TE), EW10J4	10/95 ⇒ 10/04	
406 2.0 16V	EW10J4, DW10ATED	08/00 ⇒ 12/04	
406 2.0 16V HPI	EW10D	05/01 ⇒ 10/04	
406 2.0 HDi	DW10ATED, RGX(XU10J2TE)	06/98 ⇒ 06/04	
406 2.0 HDi 110	DW10ATED	08/01 ⇒ 10/04	
406 2.0 HDi 90	DW10TD	02/99 ⇒ 10/04	
406 2.0 Turbo	RGX(XU10J2TE), P8C(XUD11BTE)	04/96 ⇒ 10/04	
406 2.1 TD 12V	P8C(XUD11BTE), ES9J4	01/96 ⇒ 10/04	
406 2.2	EW12J4	07/00 ⇒ 12/04	
406 2.2 HDi	DW12TED4	03/00 ⇒ 12/04	
406 3.0 24V	ES9J4, ES9J4	10/96 ⇒ 10/04	
406 3.0 V6	ES9J4S	03/00 ⇒ 12/04	
406 3.0 V6 24V	ES9J4, DW10ATED4	03/97 ⇒ 12/04	
407 1.6 HDi	DV6TED4	08/04 ⇒ 12/10	
407 1.6 HDi 110	DV6TED4	05/04 ⇒	
407 1.8	EW7J4	05/04 ⇒	
407 1.8 16V	EW7A	09/05 ⇒	
407 2.0	EW10J4	05/04 ⇒	
407 2.0 16V	EW10A	09/05 ⇒	
407 2.0 Bioflex	EW10A	09/07 ⇒	
407 2.0 Bioflex [ExtraEU]	EW10A	10/05 ⇒ 02/11	
407 2.0 HDi	DW10ATED4, DV6C	11/04 ⇒	
407 2.0 HDi [ExtraEU]	DW10ATED4	11/04 ⇒ 10/07	
407 2.0 HDi 135	DW10ATED4	05/04 ⇒	
407 2.2	EW12J4	05/04 ⇒	
407 2.2 16V	EW12J4	09/05 ⇒	
407 2.2 HDi	DW12BTE	03/06 ⇒	
407 2.2 HDi 170	DW12BTE	05/06 ⇒	
407 3.0	ES9A	05/04 ⇒	
407 3.0 V6	ES9A	10/05 ⇒	
508 I 1.6 HDi	DV6C, DW10ATED4	11/10 ⇒	
508 1.2.0 HDi	DW10ATED4, --	11/10 ⇒	
508 1.2.0			

PEUGEOT		
1007 1.4	TU3A, TUD5	04/05 →
1007 1.4 16V	ET3J4	10/05 →
1007 1.4 HDi	DV4TD	04/05 →
1007 1.6 16V	TU5JP4	04/05 →
1007 1.6 HDi	DV6TED4	06/07 →
2008 1.4 HDi	DV4C	06/13 →
3008 1.6 HDi	DV6C, EP6CDT	06/09 →
3008 1.6 HDi 115 / BlueHdi 115	DV6C	02/13 →
3008 1.6 THP	EP6CDT, DW10CB	06/09 →
3008 1.6 VTI	EP6	06/09 →
3008 2.0 HDi	DW10CB, DW10CTED4	06/09 →
3008 2.0 HDi 150 / BlueHdi 150	DW10CTED4, EC5	06/09 →
3008 2.0 HDi Hybrid4	DW10CTED4	02/11 → 08/16
4007 2.2 HDi	DW12ME5, B2A(XU52C/K)	02/07 →
4008 1.6 HDi	DV6C	05/12 →
4008 1.6 HDi AWC	DV6C	05/12 →
5008 1.6 16V	EP6	09/09 →
5008 1.6 HDi	DV6C, DW10CB	09/09 →
5008 1.6 THP 150	EP6DT	02/12 →
5008 2.0 HDi	DW10CTED4	09/09 →
5008 2.0 HDi 136 / BlueHdi 136	DW10CB, DW10CTED4	02/12 →
5008 2.0 HDi 150 / BlueHdi 150	DW10CTED4, DV6C	06/09 →
BIPPER 1.4	TU3A	02/08 →
BIPPER 1.4 HDi	DV4TED	02/08 →
BIPPER TEPEE 1.4	TU3A, D9B(XUD9A)	04/08 →
BIPPER TEPEE 1.4 HDi	DV4TED	04/08 →
BOXER I 1.9 D	D9B(XUD9A), D8C(XUD9UTF)	03/94 → 04/02
BOXER I 1.9 DT 4x4	XUD9TE	03/96 → 09/98
BOXER I 1.9 TD	D8C(XUD9UTF), T8A(DJST)	03/94 → 04/02
BOXER I 1.9 TD 4x4	D8C(XUD9UTF)	07/96 → 04/02
BOXER I 2.0	RSB(XU102C)	02/94 →
BOXER I 2.0 4x4	--	03/96 → 09/98
BOXER I 2.0 BiFuel	XU10J2	12/01 → 06/06
BOXER I 2.0 CNG	XU10J2CNG	07/03 → 03/06
BOXER I 2.0 HDi	DW10TD	04/02 →
BOXER I 2.0 i	RFW(XU10J2)	03/94 → 04/02
BOXER I 2.0 i 4x4	RFW(XU10J2)	08/96 → 04/02
BOXER I 2.2 HDi	DW12UTED	04/02 →
BOXER I 2.5 D	T9A(DJ5)	03/94 → 04/02
BOXER I 2.5 D 4x4	T9A(DJ5)	07/96 → 04/02
BOXER I 2.5 TD	T8A(DJST), L6B(XU7JP)	03/94 → 04/02
BOXER I 2.5 TD 4x4	T8A(DJST)	07/96 → 04/02
BOXER I 2.5 TDI	THX(DJSTED)	01/97 → 04/02
BOXER I 2.5 TDI 4x4	THX(DJSTED)	01/97 → 04/02
EXPERT I 1.8	L6B(XU7JP), D9B(XUD9AU)	09/96 →
EXPERT I 1.9 D	D9B(XUD9AU), DW8	02/96 → 12/98
EXPERT I 1.9 D 70	DW8, D8B(XUD9TE)	12/98 → 12/06
EXPERT I 1.9 TD	D8B(XUD9TE), DW10ATED	02/96 → 09/00
EXPERT I 2.0	EW10J4	07/00 → 12/06
EXPERT I 2.0 HDi	DW10ATED, DV6DU	07/00 → 12/06
EXPERT I 2.0 HDi 16V	DW10ATED4	07/00 → 12/06
EXPERT II 1.6 HDi 90 16V	DV6UTED4	01/07 →
EXPERT II 1.6 HDi 90 8V	DV6DU, DV6DU	01/07 →
EXPERT II 2.0 16V	EW10A	01/07 →
EXPERT II 2.0 HDi 120	DW10UTED4	01/07 →
EXPERT II 2.0 HDi 130	DW10CD	03/11 →
EXPERT II 2.0 HDi 140	DW10BTED4	01/07 →
EXPERT II 2.0 HDi 165	DW10CTED4	09/09 →
EXPERT II TEPEE 1.6 HDi 90 16V	DV6UTED4	01/07 →
EXPERT II TEPEE 1.6 HDi 90 8V	DV6DU, TU3A	01/07 →
EXPERT II TEPEE 2.0 16V	EW10A	01/07 →
EXPERT II TEPEE 2.0 HDi 100	DW10CE	03/11 →
EXPERT II TEPEE 2.0 HDi 120	DW10UTED4	01/07 →
EXPERT II TEPEE 2.0 HDi 130	DW10CD	03/11 →
EXPERT II TEPEE 2.0 HDi 140	DW10BTED4	01/07 →
EXPERT II TEPEE 2.0 HDi 165	DW10CTED4	09/09 →
PARTNER I 1.1	TU1JP	06/96 → 09/05
PARTNER I 1.4	TU3A, DV6AUTED4	06/96 → 12/15
PARTNER I 1.4 BiFuel	TU3JP	04/03 → 10/06
PARTNER I 1.4 CNG	TU3JPCNG	11/02 → 10/06
PARTNER I 1.6	TU5JP4	09/00 → 05/08
PARTNER I 1.6 16V	TU5JP4	07/01 → 03/08
PARTNER I 1.6 Bioflex	TU5JP4	09/00 → 10/02
PARTNER I 1.6 Flexfuel	TU5JP4	09/00 → 10/02
PARTNER I 1.6 HDi	DV6AUTED4, DV6B	08/05 →
PARTNER I 1.6 HDi 75	DV6B, LFX(XU7JB)	08/05 → 12/13
PARTNER I 1.6 HDi 90	DV6ATED4	10/05 → 12/15
PARTNER I 1.8	LFX(XU7JB), 161A(XUD7)	03/97 → 12/03
PARTNER I 1.8 D	161A(XUD7), DJY(XUD9A)	06/96 →
PARTNER I 1.9 D	DJY(XUD9A), TU5JP4	05/96 → 07/08
PARTNER I 2.0 HDi	DW10TD	02/00 → 07/08

PEUGEOT		
PARTNER II 1.4	TU3JP	08/08 →
PARTNER II 1.6	TU5JP4, DV6BTED4	04/08 →
PARTNER II 1.6 HDi	DV6BTED4, DV6ETED	04/08 →
PARTNER II 1.6 HDi / BlueHdi 75	DV6ETED, DV6ATED4	07/11 →
PARTNER II 1.6 HDi 16V	DV6ATED4, DV6BTED4	04/08 →
PARTNER II 1.6 HDi 90	DV6DTEDM	04/10 →
PARTNER II 1.9 HDi	DW8B	08/08 →
PARTNER II TEPEE 1.6 HDi	DV6BTED4, DV6ATED4	04/08 →
PARTNER II TEPEE 1.6 HDi / BlueHdi 75	DV6ETEDM	01/15 →
PARTNER II TEPEE 1.6 HDi 16V	DV6ATED4, TU5JP4	04/08 →
PARTNER II TEPEE 1.6 HDi 90	DV6DTEDM	04/10 →
PARTNER II TEPEE 1.6 VTI	TU5JP4, 161A(XUD7)	04/08 →
RANCH 1.4 CNG	TU3JPCNG	01/97 → 12/12
RANCH 1.8	LFX(XU7JB)	05/97 →
RANCH 1.8 D	161A(XUD7), D9B(XUD9A)	06/96 →
RANCH 1.9 D	D9B(XUD9A), L7X700	06/96 →
RCZ 2.0 HDi	DW10CTED4	03/10 →

RENAULT		
LAGUNA I 3.0 24V	L7X700, CULR	03/97 → 03/01
ROVER		
100 / METRO 114 D	TUD3	10/92 → 12/94
100 / METRO 115 D	TUD5	12/94 → 12/98
SUZUKI		
BALENO 1.9 TD	CULR, XUD9A	04/98 → 05/02
SAMURAI 1.9 D Trazione integrale	--	11/98 → 12/04
SAMURAI 1.9 TD Trazione integrale	XUD9	11/98 → 12/04
VITARA I 1.9 D	XUD9A, XUD9A	01/95 → 03/99
VITARA I 1.9 D Trazione integrale	XUD9A, SCC	01/95 → 03/98

7.0119



ENGINE OIL PRESSURE WARNING LIGHT SWITCHES


Adatt./Suitable:

CHRYSLER

47 20 599

FORD7 072 644
V94DD-9278-AA**LAND ROVER**

PRC6387



P004				Bar
24	M 10 x 1	6.3		0.50

FORD		
SCORPIO I 2.5 TD	SCB	08/93 → 09/94
SCORPIO II 2.5 TD	SCC, 11L	10/94 → 08/98
LAND ROVER		
90 2.5 4x4	17H	09/85 → 08/90
110/127 2.5 4x4	17H	10/85 → 07/90
110/127 2.5 TD 4x4	19J	09/86 → 07/90
DEFENDER 2.25	--	01/87 →
DEFENDER 2.5 90, 110	--	08/90 → 09/01
DEFENDER 2.5 90, 110 D	--	08/90 →
DEFENDER 2.5 90, 110 Diesel Turbo	--	08/90 →
DEFENDER 2.5 90, 110 TDI	--	08/98 →
DEFENDER 2.5 TDI 4x4	11L, --	08/90 → 12/01
DISCOVERY I 2.5 TDI 4x4	--, 11A	10/89 → 10/98
RANGE ROVER I 2.4 TD 4x4	11A, 14L	10/85 → 12/90
RANGE ROVER I 2.5 TD 4x4	14L, C3G700	10/89 → 04/94
RANGE ROVER I 2.5 TDI 4x4	14L	09/91 → 04/94

7.0120



1

ENGINE OIL PRESSURE WARNING LIGHT SWITCHES

Adatt./Suitable:

RENAULT

77 00 823 331

Eliminated on 02-05-2017. Please verify the availability through our local distributors

- Eliminato il 02-05-2017. Verificare la disponibilità presso i nostri distributori

- Éliminé le 02-05-2017. Vérifier la disponibilité auprès de nos distributeurs sur place

- Am 02-05-2017 gestrichen. Evtl. Verfügbarkeit bitte bei unseren Händlern prüfen

- Eliminado en fecha 02-05-2017. Verificar la disponibilidad a través de nuestros distribuidores locales



			Bar
21	M 14 x 1,5		0.20

RENAULT

TWINGO I 1.2

C3G700, C3G702

03/93 → 10/96

7.0123



1

ENGINE OIL PRESSURE WARNING LIGHT SWITCHES

Adatt./Suitable:

FIAT

4746908

IVECO

4746908

Supplied until depletion

- Fornibile fino ad esaurimento delle scorte

- Fourni jusqu'à épuisement du stock

- Lieferbar solange vorrat reicht

- Suministrado hasta el stock termina



P021				Bar
21	M 12 x 1,5	6.3		0.60

7.0124



1

ENGINE OIL PRESSURE WARNING LIGHT SWITCHES

Adatt./Suitable:

SKODA

047 919 081
115 094 201
115 094 202



P011					Bar
					0.50
	24	M 16 x 1,5			

SKODA

105,120 1.0	33*	08/76 ⇒ 12/89
105,120 1.0 105 S,L	742, 10	08/76 ⇒ 12/90
105,120 1.0 105 S,L,GL	742, 10	08/76 ⇒ 08/83
105,120 1.0 105 S,L,LS	742, 10	10/83 ⇒ 12/90
105,120 1.2	37*, --	08/76 ⇒ 12/89
105,120 1.2 120 GLS	742.12X	02/83 ⇒ 12/90
105,120 1.2 120 L	--, 135B	08/76 ⇒ 12/90
105,120 1.2 120 LS	742.12X	08/76 ⇒ 12/90
130 1.3	43*	01/84 ⇒ 12/88
135 1.3	43*	01/87 ⇒ 12/89
136 1.3	46*	01/87 ⇒ 12/89
BETA 1.3	AMH	08/96 ⇒ 03/01
FAVORIT 1.3	135B, 781.135	08/91 ⇒ 06/97
FAVORIT 1.3 135	781.135, 135	10/90 ⇒ 09/94
FAVORIT 1.3 135 X,LX,GLX	781.135E	01/90 ⇒ 09/94
FAVORIT 1.3 135L	781.135	05/89 ⇒ 09/94
FAVORIT 1.3 136	136L	10/90 ⇒ 09/94
FELICIA 1.3	135, F1AE0481D	10/94 ⇒ 06/98

7.0129



1

ENGINE OIL PRESSURE WARNING LIGHT SWITCHES

Adatt./Suitable:

FIAT

504026706
504310254
5801891612
98442879

IVECO

500356061
504026706
504071557
504310254
5801891612
98442879

RENAULT TRUCKS

50 01 849 713
50 01 863 487
58 01 891 612

1058 Has the same colour as the original part : Red

- corrisponde al pezzo originale colorato : rosso
- Correspond à la pièce originale dans sa couleur : rouge
- Entspricht dem Originalteil in Farbe : rot
- corresponde al color de la pieza original : rojo

MARKET DIFFUSION: MEDIUM



P018					Bar
					0.60
	21	M 14 x 1,5			

FIAT

DUCATO II 2.3 JTD	F1AE0481C	04/02 ⇒
DUCATO III 110 Multijet 2,3 D	F1AE0481D, 250A1.000	08/06 ⇒
DUCATO III 115 Multijet 2,0 D	250A1.000, F1AE0481D	06/11 ⇒
DUCATO III 120 Multijet 2,3 D	F1AE0481D, F1AE0481N	07/06 ⇒
DUCATO III 120 Multijet 2,3 D 4x4	F1AE0481D	03/10 ⇒
DUCATO III 130 Multijet 2,3 D	F1AE0481N, F1CE0441A	07/06 ⇒

FIAT

DUCATO III 140 Natural Power	F1CE0441A, F1AE3481E	04/09 ⇒
DUCATO III 150 Multijet 2,3 D	F1AE3481E, F1CE0481D	06/11 ⇒
DUCATO III 160 Multijet 3,0 D	F1CE0481D, 8140.43B	07/06 ⇒
DUCATO III 180 Multijet 2,3 D	F1AGL411B	12/15 ⇒
DUCATO III 180 Multijet 3,0 D	F1CE3481E	06/11 ⇒
DUCATO III 2.3	--	01/14 ⇒
DUCATO III 2.3 Multijet	F1AE0481N	01/07 ⇒ 07/14
DUCATO III 3.0	--	01/14 ⇒
DUCATO III 3.0 Multijet	F1CE3481N	04/10 ⇒ 07/14

IVECO

DAILY II 2.8 CNG	814903CNG	05/99 ⇒ 07/07
DAILY II 29 L 10	F1AE0481A	09/02 ⇒ 04/06
DAILY II 29 L 10 V	F1AE0481A	09/02 ⇒ 07/07
DAILY II 29 L 11	8140.43B, 8140.43B	05/99 ⇒ 04/06
DAILY II 29 L 11 V	8140.43B, 8140.43R	05/99 ⇒ 07/07
DAILY II 29 L 12	F1AE0481B	09/02 ⇒ 04/06
DAILY II 29 L 12 V	F1AE0481B	09/02 ⇒ 07/07
DAILY II 29 L 13	8140.43S	05/01 ⇒ 07/07
DAILY II 29 L 14	F1AE0481M	01/05 ⇒ 04/06
DAILY II 29 L 9	8140.43R, 8140.43R	11/01 ⇒ 04/06
DAILY II 29 L 9 V	8140.43R, F1CE0481A	11/01 ⇒ 07/07
DAILY II 35 C 10 V, 35 S 10 V	F1AE0481A	09/02 ⇒ 04/06
DAILY II 35 C 12, 35 S 12	F1AE0481B	09/02 ⇒ 04/06
DAILY II 35 C 12 V, 35 S 12 V	F1AE0481B	09/02 ⇒ 07/07
DAILY II 35 C 14	F1CE0481A, 8140.43B	09/04 ⇒ 04/06
DAILY II 35 C 14, 35 S 14	F1AE0481M	01/05 ⇒ 04/06
DAILY II 35 C 15	8140.43N	11/01 ⇒ 04/06
DAILY II 35 C 17, 35 S 17	F1CE0481B	01/05 ⇒ 04/06
DAILY II 35 C 9, 35 S 9	8140.43R	11/01 ⇒ 04/06
DAILY II 35 S 10	F1AE0481A	09/02 ⇒ 07/07
DAILY II 35 S 11 V, 35 C 11 V	8140.43B, 8140.43B	05/99 ⇒ 07/07
DAILY II 35 S 11, 35 C 11	8140.43B, 8140.63	05/99 ⇒ 04/06
DAILY II 35 S 13 V, 35 C 13 V	8140.43S	05/99 ⇒ 07/07
DAILY II 35 S 13, 35 C 13	8140.43S	05/99 ⇒ 04/06
DAILY II 35 S 15 V, 35 C 15 V	8140.43N	11/02 ⇒ 07/07
DAILY II 35 S 9 V	8140.43R	11/01 ⇒ 04/06
DAILY II 35 S 9 V, 35 C 9 V	8140.63	05/99 ⇒ 07/07
DAILY II 35 S 9, 35 C 9	8140.63	05/99 ⇒ 04/06
DAILY II 35-8	8140.63, 8140.43B	01/89 ⇒ 05/99
DAILY II 35-8 K	8140.63	09/98 ⇒ 05/99
DAILY II 40 C 10	F1AE0481A	09/02 ⇒ 04/06
DAILY II 40 C 13	8140.43S	05/99 ⇒ 04/06
DAILY II 40 C 14	F1CE0481A	09/04 ⇒ 04/06
DAILY II 40 C 15	8140.43N	11/01 ⇒ 04/06
DAILY II 40 C 17, 40 S 17	F1CE0481B	01/05 ⇒ 04/06
DAILY II 45 C 14	F1CE0481A	07/99 ⇒ 04/06
DAILY II 50 C 11	8140.43B, F1CE0481A	05/99 ⇒ 07/07
DAILY II 50 C 11 Natural Power	814903CNG	05/99 ⇒ 04/06
DAILY II 50 C 13	8140.43S	05/99 ⇒ 07/07
DAILY II 50 C 14	F1CE0481A, F1CE0481A	09/04 ⇒ 04/06
DAILY II 50 C 15	8140.43N	01/01 ⇒ 04/06
DAILY II 50 C 17	F1CE0481B	09/04 ⇒ 04/06
DAILY II 65 C 13	8140.43K	07/99 ⇒ 04/06
DAILY II 65 C 14	F1CE0481A, F1CE0481A	09/04 ⇒ 04/06
DAILY II 65 C 15	8140.43N	11/01 ⇒ 04/06
DAILY II 65 C 17	F1CE0481B	09/04 ⇒ 04/06
DAILY III 35 S 12, 35 C 12, 40 C 12	F1AE0481B	01/03 ⇒ 05/06
DAILY III 35 S 13, 40 C 13, 50 C 13	8140.43S	05/99 ⇒ 05/06
DAILY III 35 S 14, 50 C 14	F1CE0481A, F1CE3481B	01/04 ⇒ 05/06
DAILY III 40 C 11, 50 C 11	8140.43C	05/99 ⇒ 05/06
DAILY III 40 C 15, 50 C 15	8140.43N	05/99 ⇒ 05/06
DAILY III 40 C 17, 50 C 17	F1CE0481B	01/04 ⇒ 05/06
DAILY III 50 C 11 Natural Power	814903CNG	05/02 ⇒ 05/06
DAILY IV 26L11, 26L11D, 35C11D, 35S11, 40C11	F1AE3481A	09/11 ⇒ 02/14
DAILY IV 29L10	F1AE0481F	05/06 ⇒ 08/11
DAILY IV 29L10 V	F1AE0481F	05/06 ⇒ 08/11
DAILY IV 29L11 V, 35C11 V, 35S11 V, 40C11 V	F1AE3481A	09/11 ⇒ 02/14
DAILY IV 29L12	F1AE0481G	05/06 ⇒ 08/11
DAILY IV 29L12 V, 29L12 V/P	F1AE0481G	05/06 ⇒ 08/11
DAILY IV 29L13 V, 35C13 V, 35S13 V, 40C13 V, 40S13 V	F1AE3481B	09/11 ⇒ 02/14
DAILY IV 29L13, 29L13D, 35C13D, 40C13	F1AE3481B	09/11 ⇒ 02/14
DAILY IV 29L14	F1AE0481H	05/06 ⇒ 08/11
DAILY IV 29L14 C, 29L14 C/P, 29L14 V, 29L14 V/P	F1AE0481H	05/06 ⇒ 08/11
DAILY IV 29L15 V, 35C15L V, 40C15L V, 50C15L V	F1AE3481C	09/11 ⇒ 02/14
DAILY IV 29L15 V, 35S15 V, 35C15L V, 40C15L V, 50C15L V	F1AE3481C	09/11 ⇒ 02/14
DAILY IV 35C10 K	F1AE0481F	05/06 ⇒ 08/11

IVECO

DAILY IV 35C10, 35S10	F1AE0481F	05/06 ⇒ 08/11
DAILY IV 35C11 K, 35C11 DK, 35S11 K, 35S11 DK	F1AE0481F	07/07 ⇒ 08/11
DAILY IV 35C11 V, 35S11 V	F1AE0481F	07/07 ⇒ 08/11
DAILY IV 35C11 V, 35S11 V	F1AE0481F	07/07 ⇒ 08/11
DAILY IV 35C11K, 35S11DKP	F1AE3481A	09/11 ⇒ 02/14
DAILY IV 35C12 V, 35C12 V/P, 35S12 V, 35S12 V/P	F1AE0481G	05/06 ⇒ 08/11
DAILY IV 35C12 V, 35C12 V/P, 35S12 V, 35S12 V/P	F1AE0481G	05/06 ⇒ 08/11
DAILY IV 35C12, 35S12	F1AE0481G	05/06 ⇒ 08/11
DAILY IV 35C13 K, 35C13 DK, 35S13 K, 35S13 DK	F1AE0481V	07/07 ⇒ 08/11
DAILY IV 35C13 V, 35C13 V/P, 35S13 V, 35S13 V/P	F1AE0481V	07/07 ⇒ 08/11
DAILY IV 35C13, 35C13 /P, 35S13 D, 35S13, 35S13 /P	F1AE0481V	07/07 ⇒ 08/11
DAILY IV 35C13K, 35C13DKP	F1AE3481B	09/11 ⇒ 02/14
DAILY IV 35C14 G, 35C14 G/P, 35S14 G, 35S14 G/P, 35C14 GD,...	F1CE0441CNG	07/07 ⇒ 08/11
DAILY IV 35C14 GV, 35C14 GV/P, 35S14 GV, 35S14 GV/P	F1CE0441CNG	07/07 ⇒ 08/11
DAILY IV 35C14 K, 35C14 DK, 35S14 K, 35S14 DK	F1CE3481L	07/07 ⇒ 08/11
DAILY IV 35C14 V, 35C14 V/P, 35S14 V, 35S14 V/P	F1CE3481L	07/07 ⇒ 08/11
DAILY IV 35C14, 35C14 /P, 35S14, 35S14 /P, 35S14 D, 35S14 D/P	F1CE3481L	07/07 ⇒ 08/11
DAILY IV 35C14, 35S14, 35S14 /P	F1AE0481H	05/06 ⇒ 08/11
DAILY IV 35C15	F1CE0481F	05/06 ⇒ 08/11
DAILY IV 35C15 V, 35C15 V/P	F1CE0481F	05/06 ⇒ 08/11
DAILY IV 35C15 V, 40C15 V, 50C15 V, 60C15 V	F1CE3481B, F1CE3481B	09/11 ⇒ 02/14
DAILY IV 35C15, 35C15D, 35S15, 40C15, 45C15, 50C15, 60C15, 70C15	F1CE3481B	09/11 ⇒ 02/14
DAILY IV 35C15K, 35S15DKP, 50C15K, 60C15K, 65C15DK, 70C15K	F1CE3481B	09/11 ⇒ 02/14
DAILY IV 35C17 K, 35C17 DK, 35S17 K, 35S17 DK	F1CE3481C	07/07 ⇒ 08/11
DAILY IV 35C17 V, 35C17 V/P, 35S17 V, 35S17 V/P	F1CE3481C	07/07 ⇒ 08/11
DAILY IV 35C17 V, 35S17 V, 40C17 V, 45C17 V, 50C17 V, 60C17 V	F1CE3481C	09/11 ⇒ 02/14
DAILY IV 35C17, 35C17 /P, 35S17, 35S17 /P, 35S17 D	F1CE3481C	07/07 ⇒ 08/11
DAILY IV 35C17, 35C17D, 35S17, 40C17, 45C17, 50C17, 60C17, 70C17	F1CE3481C	09/11 ⇒ 02/14
DAILY IV 35C17K, 35S17DKP, 50C17K, 65C17DK 70C17K	F1CE3481C, F1CE0481H	09/11 ⇒ 02/14
DAILY IV 35C18	F1CE0481H	05/06 ⇒ 08/11
DAILY IV 35C18 V, 35C18 V/P, 35S18 V, 35S18 V/P	F1CE0481H, F1CE0481H	05/06 ⇒ 08/11
DAILY IV 35C18, 35S18	F1CE0481H, F1CE0481H	05/06 ⇒ 08/11
DAILY IV 35C21 V, 35S21 V, 40C21 V, 45C21 V, 50C21 V	F1CE3481D	09/11 ⇒ 02/14
DAILY IV 35C21, 35S21, 40C21, 45C21, 50C21, 60C21, 70C21	F1CE3481D	09/11 ⇒ 02/14
DAILY IV 35S14 C, 35S14 C/P, 35S14 V, 35S14 V/P, 35C14 V,...	F1AE0481H	05/06 ⇒ 08/11
DAILY IV 35S14 K, 35S14 DK	F1AE0481H	07/07 ⇒ 08/11
DAILY IV 35S14, 35S14 /P	F1AE0481H	05/06 ⇒ 08/11
DAILY IV 35S17 W, 35S17 WD	F1CE3481C	07/07 ⇒ 08/11
DAILY IV 40C10	F1AE0481F	05/06 ⇒ 08/11
DAILY IV 40C10 V	F1AE0481F	05/06 ⇒ 08/11
DAILY IV 40C11 V	F1AE0481F	07/07 ⇒ 08/11
DAILY IV 40C11, 40C11 D	F1AE0481F	07/07 ⇒ 08/11
DAILY IV 40C12	F1AE0481G	05/06 ⇒ 08/11
DAILY IV 40C12 V, 40C14 V/P	F1AE0481G	05/06 ⇒ 08/11
DAILY IV 40C13 V, 40C13 V/P	F1AE0481V	07/07 ⇒ 08/11
DAILY IV 40C13, 40C13 /P	F1AE0481V	07/07 ⇒ 08/11
DAILY IV 40C14 G, 40C14 G/P	F1CE0441CNG	07/07 ⇒ 08/11
DAILY IV 40C14 GV, 40C14 GV/P	F1CE0441CNG	07/07 ⇒ 08/11
DAILY IV 40C14 K, 40C14 DK	F1CE3481L	07/07 ⇒ 08/11
DAILY IV 40C14 V, 40C14 V/P	F1CE3481L	07/07 ⇒ 08/11
DAILY IV 40C14, 40C14 /P	F1CE3481L	07/07 ⇒ 08/11
DAILY IV 40C15	F1AE0481F	05/06 ⇒ 08/11
DAILY IV 40C15 V, 40C15 V/P	F1CE0481F	05/06 ⇒ 08/11
DAILY IV 40C17 K, 40C17 DK	F1CE3481C	07/07 ⇒ 08/11
DAILY IV 40C17 V, 40C17 V/P	F1CE3481C	07/07 ⇒ 08/11
DAILY IV 40C17, 40C17 /P	F1CE3481C	07/07 ⇒ 08/11
DAILY IV 40C18	F1CE0481H	05/06 ⇒ 08/11
DAILY IV 40C18 V, 40C18 V/P	F1CE0481H	05/06 ⇒ 08/11

IVECO		
DAILY IV 45C14, 45C14 /P	F1CE3481L	07/07 ⇒ 08/11
DAILY IV 45C15	F1CE0481F	05/06 ⇒ 08/11
DAILY IV 45C15 V	F1CE0481F	05/06 ⇒ 08/11
DAILY IV 45C17 V, 45C17 V/P	F1CE3481C	07/07 ⇒ 08/11
DAILY IV 45C17, 45C17 /P	F1CE3481C	07/07 ⇒ 08/11
DAILY IV 45C18	F1CE0481H	05/06 ⇒ 08/11
DAILY IV 45C18, 45C18 /P, 45C18 D, 45C18 D/P	F1CE0481H	05/06 ⇒ 08/11
DAILY IV 50C14 G, 50C14 G/P, 50C14 GD, 50C14 GD/P	F1CE0441CNG	07/07 ⇒ 08/11
DAILY IV 50C14 GV, 50C14 GV/P	F1CE0441CNG	07/07 ⇒ 08/11
DAILY IV 50C14 K, 50C14 DK	F1CE3481L	07/07 ⇒ 08/11
DAILY IV 50C14 V, 50C14 V/P	F1CE3481L	07/07 ⇒ 08/11
DAILY IV 50C14, 50C14 /P	F1CE3481L	07/07 ⇒ 08/11
DAILY IV 50C15	F1CE0481F	05/06 ⇒ 08/11
DAILY IV 50C15 V, 50C15 V/P	F1CE0481F	05/06 ⇒ 08/11
DAILY IV 50C17 K, 50C17 DK	F1CE3481C	07/07 ⇒ 08/11
DAILY IV 50C17 V, 50C17 V/P	F1CE3481C	07/07 ⇒ 08/11
DAILY IV 50C17, 50C17 /P	F1CE3481C	07/07 ⇒ 08/11
DAILY IV 50C18	F1CE0481H	05/06 ⇒ 08/11
DAILY IV 50C18 V, 50C18 V/P	F1CE0481H, F1CE0481H	05/06 ⇒ 08/11
DAILY IV 55S17	F1CE3481C	08/07 ⇒ 03/12
DAILY IV 55S17 W, 55S17 WD	F1CE3481C	07/07 ⇒ 08/11
DAILY IV 55S18W	F1CE0481H	06/06 ⇒ 08/11
DAILY IV 60C14 K, 60C14 DK	F1CE3481L	07/07 ⇒ 08/11
DAILY IV 60C14, 60C14 /P	F1CE3481L	07/07 ⇒ 08/11
DAILY IV 60C15	F1CE0481F	05/06 ⇒ 08/11
DAILY IV 60C15 V	F1CE0481F	05/06 ⇒ 08/11
DAILY IV 60C15, 60C15 /P, 60C15 D, 60C15 D/P	F1CE0481F	05/06 ⇒ 08/11
DAILY IV 60C17 K, 60C17 DK	F1CE3481C	07/07 ⇒ 08/11
DAILY IV 60C17 V, 60C17 V/P	F1CE3481C	07/07 ⇒ 08/11
DAILY IV 60C17, 60C17 /P	F1CE3481C	07/07 ⇒ 08/11
DAILY IV 60C18	F1CE0481H	05/06 ⇒ 08/11
DAILY IV 65C14 G, 65C14 G/P, 65C14 GD, 65C14 GD/P	F1CE0441CNG	07/07 ⇒ 08/11
DAILY IV 65C14 K, 65C14 DK	F1CE3481L	07/07 ⇒ 08/11
DAILY IV 65C14 V, 65C14 V/P	F1CE3481L	07/07 ⇒ 08/11
DAILY IV 65C14, 65C14 /P	F1CE3481L	07/07 ⇒ 08/11
DAILY IV 65C15	F1CE0481F	05/06 ⇒ 08/11
DAILY IV 65C15, 65C15 /P, 65C15 D, 65C15 D/P	F1CE0481F	05/06 ⇒ 08/11
DAILY IV 65C17 K, 65C17 DK, 65C17KK	F1CE3481C	07/07 ⇒ 08/11
DAILY IV 65C17 V, 65C17 V/P	F1CE3481C	07/07 ⇒ 08/11
DAILY IV 65C17, 65C17 /P	F1CE3481C	07/07 ⇒ 08/11
DAILY IV 65C18	F1CE0481H, F1CE3481J	05/06 ⇒ 08/11
DAILY IV 70C14 K, 70C14 DK, 70C14 KK	F1CE3481L	07/07 ⇒ 08/11
DAILY IV 70C14 V, 70C14 V/P	F1CE3481L	07/07 ⇒ 08/11
DAILY IV 70C14, 70C14 /P	F1CE3481L	07/07 ⇒ 08/11
DAILY IV 70C15	F1CE0481L	07/08 ⇒ 08/11
DAILY IV 70C17 K, 70C17 DK, 70C17 KK	F1CE3481C	07/07 ⇒ 08/11
DAILY IV 70C17, 70C17 /P	F1CE3481C	07/07 ⇒ 08/11
DAILY IV 70C17V, 70C17V/P	F1CE3481C	07/07 ⇒ 08/11
DAILY IV Natural Power 35S14, 35C14, 40C14, 50C14, 65C14, 70C14	F1CE0441CNG	09/11 ⇒ 02/14
DAILY IV NaturalPower 35S14, 35C14, 40C14, 50C14, 65C14, 70C14,...	F1CE0441CNG	09/11 ⇒ 02/14
DAILY V 33S11, 35S11, 35C11	F1AFL411A	03/14 ⇒ 04/16
DAILY V 33S12, 35S12	F1AGL411H	04/16 ⇒
DAILY V 33S12, 35S12, 35C12	F1AGL411H	04/16 ⇒
DAILY V 33S13, 35S13, 35C13	F1AFL411B	03/14 ⇒ 04/16
DAILY V 33S15, 35S15, 35C15	F1AFL411C	03/14 ⇒ 04/16
DAILY V 35S14, 35S15, 35C15, 40S14, 40C15, 50C15, 65C15, 70C15	F1CE3481J	03/14 ⇒ 04/16
DAILY V 35S15, 35C15, 40C15, 50C15, 65C15, 70C15	F1CE3481J, F1CFL411F	03/14 ⇒ 04/16
DAILY V 35S17, 35C17, 40C17, 45S17, 45C17, 50C17, 55C17, 65C17,...	F1CFL411F	03/14 ⇒ 04/16
DAILY V 35S17, 35C17, 40C17, 50C17, 55C17, 65C17, 70C17	F1CFL411F, F1CFL411G	03/14 ⇒ 04/16
DAILY V 35S17, 55S17 4x4	F1CFL411F	08/15 ⇒ 04/16
DAILY V 35S18, 55S18 4x4	F1CGL411B	09/16 ⇒
DAILY V 35S21, 35C21, 40C21, 50C21, 65C21, 70C21	F1CFL411G, F1CE3481J	03/14 ⇒
DAILY V 40C15, 50C15, 60C15	F1CFL411E	06/14 ⇒ 10/16
DAILY V 40C15, 50C15, 65C15	F1CE3481J, F1CFL411F	03/14 ⇒ 04/16
DAILY V 40C17, 50C17, 60C17	F1CFL411F	06/14 ⇒ 10/16
DAILY V 40C17, 50C17, 65C17	F1CFL411F, 8140.43.B.3586	03/14 ⇒ 04/16
DAILY V 50C15	F1CFL411E	06/14 ⇒ 10/16

IVECO		
DAILY V 50C17	F1CFL411F	06/14 ⇒ 10/16
DAILY V 50C17, 65C17	F1CFL411F	06/14 ⇒ 10/16
DAILY V Natural Power 35S14, 35C14, 40C14, 50C14	F1CFA401A	04/16 ⇒
DAILY V Natural Power 35S14, 35C14, 40C14, 50C14, 65C14, 70C14	F1CFA401A	03/14 ⇒
DAILY V NaturalPower 35S14, 35C14, 40C14, 50C14, 65C14, 70C14,...	F1CFA401A	03/14 ⇒
DAILY 2.3	F1AE0481A	07/99 ⇒
DAILY 2.8	8140.43B, F1CE0441A	07/99 ⇒ 12/06
DAILY 2.8 CNG	814903CNG	07/99 ⇒ 12/06
DAILY 3.0	F1CE0441A, F1CE0441CNG	06/06 ⇒
DAILY 3.0 CNG	F1CE0441CNG, 8140.43B	06/06 ⇒ 02/14
MASSIF 3.0 HPI	F1CE0481F	10/08 ⇒ 02/11
MASSIF 3.0 HPT	F1CE0481H	10/08 ⇒ 02/11

RENAULT TRUCKS		
MASCOTT 110	8140.43.B.3586, 8140.43.B.3586	01/99 ⇒ 06/04
MASCOTT 110.35	8140.43.B.3586, 8140.43.B.3586	01/99 ⇒ 06/04
MASCOTT 110.50	8140.43.B.3586, 8140.43.B.3586	01/99 ⇒ 06/04
MASCOTT 110.55	8140.43.B.3586, 8140.43.S.2585	01/99 ⇒ 06/04
MASCOTT 130	8140.43.S.2585, 8140.43.S.2585	01/99 ⇒ 06/04
MASCOTT 130.35	8140.43.S.2585, 8140.43.S.2585	01/99 ⇒ 06/04
MASCOTT 130.55	8140.43.S.2585, 8140.63.2585	01/99 ⇒ 06/04
MASCOTT 140	814043K2585	01/01 ⇒ 06/04
MASCOTT 140.35	814043K2585	01/01 ⇒ 06/04
MASCOTT 140.55	814043K2585	01/01 ⇒ 06/04
MASCOTT 150.35	8140.43N.3585	10/01 ⇒ 06/04
MASCOTT 150.55	8140.43N.3585	10/01 ⇒ 06/04
MASCOTT 150.65	8140.43N.3585	10/01 ⇒ 06/04
MASCOTT 90	8140.63.2585, 8140.63.2585	01/99 ⇒ 12/01
MASCOTT 90.35	8140.63.2585, K6D(TU3A)	01/99 ⇒ 12/01

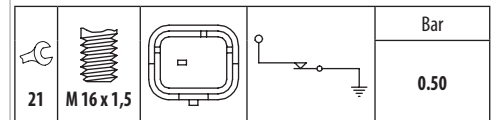

7.0130 **1**

ENGINE OIL PRESSURE WARNING LIGHT SWITCHES

Adatt./Suitable:

CITROËN	1076 Has the same colour as the original part : Brown
1131.K5	colorato : marrone
1131.C5	• corresponde al pezzo originale colorato : marrone
96.318.464.80	• Correspond à la pièce originale dans sa couleur : marron
96.614.775.80	• Entspricht dem Originalteil in Farbe : braun
DS	• corresponde al color de la pieza original : marrón
1131.K5	
1131.C5	
FIAT	
9631846480	
FORD	
1.145.966	
1.486.742	
256Q-9278-AA	
256Q-9278-AB	
LANCIA	
9631846480	
LAND ROVER	
LR005365	
MAZDA	
Y401-18-501	
Y401-18-501A	
MINI	
11.42.7.805.983	
12.61.7.536.724	
12.61.7.568.481	
MITSUBISHI	
MN-982156	
NISSAN	
25240-6F901	
PEUGEOT	
1131.K5	
1131.C5	
RENAULT	
96.31.846.480	
SUZUKI	
16582-67G00	
16582-67G00-000	
16582-86CT0	
16582-86CT0-000	
TOYOTA	
83530-02040	
SU001-00591	
SU001-01085	
VOLVO	
30725229	
31259226	
8653814	

MARKET DIFFUSION: HIGH



CITROËN		
BERLINGO I 1.1 i	HFX(TU1JP)	07/96 ⇒ 05/08
BERLINGO I 1.4	K6D(TU3A), KFW(TU3JP)	11/02 ⇒
BERLINGO I 1.4 bivalent	KFW(TU3JP)	11/02 ⇒ 12/11
BERLINGO I 1.4 CNG	KFW(TU3JP)	11/02 ⇒ 03/08
BERLINGO I 1.4 GNC	KFW(TU3JP)	11/02 ⇒
BERLINGO I 1.4 Hybrid	KFW(TU3JP)	05/05 ⇒
BERLINGO I 1.4 i	KFW(TU3JP), NFU(TU5JP4)	07/96 ⇒ 12/11
BERLINGO I 1.4 i bivalent	KFW(TU3JP)	04/03 ⇒ 10/08
BERLINGO I 1.6 16V	NFU(TU5JP4), D9B(XUD9A/L)	10/00 ⇒ 12/11
BERLINGO I 1.6 HDI 75	DV6B	07/05 ⇒ 12/11
BERLINGO I 1.6 HDI 90	9HX(DV6ATED4)	07/05 ⇒ 12/11
BERLINGO I 1.8 D	A9A(XUD7)	07/96 ⇒ 10/02
BERLINGO I 1.8 i	LFX(XU7JB)	05/97 ⇒ 10/02
BERLINGO I 1.8 i 4WD	LFX(XU7JB)	04/97 ⇒ 10/01
BERLINGO I 1.9 D	D9B(XUD9A/L), WJY(DW8B)	07/96 ⇒ 12/03
BERLINGO I 1.9 D 4WD	WJY(DW8B), WJY(DW8B)	07/98 ⇒ 10/05
BERLINGO I 1.9 D 70	WJY(DW8B), WJY(DW8B)	04/99 ⇒ 12/11
BERLINGO I 1.9 D 70 4WD	WJY(DW8B), N6A(TU5JP4)	07/98 ⇒ 03/06
BERLINGO I 2.0 HdI 4x4	RHY(DW10TD)	11/02 ⇒ 10/05
BERLINGO I 2.0 HdI 90	RHY(DW10TD)	12/99 ⇒ 12/11
BERLINGO I 2.0 HdI 90 4WD	RHY(DW10TD)	11/00 ⇒ 10/05
BERLINGO II 1.6	N6A(TU5JP4), 9HL(DV6C)	04/08 ⇒
BERLINGO II 1.6 HdI / BlueHDI 75	9HN(DV6ETED)	07/10 ⇒
BERLINGO II 1.6 HdI 110	9HL(DV6C), 9HL(DV6C)	04/08 ⇒
BERLINGO II 1.6 HdI 115	9HL(DV6C), 9HT(DV6BETED4)	07/10 ⇒

CITROËN			CITROËN			CITROËN		
BERLINGO II 1.6 HDi 115 4x4	--	02/12 →	C4 GRAND PICASSO I 1.6 16V	5FT(EP6DT), 9HY(DV6TED4)	07/08 →	DS3 1.6 THP 155	5FR(EP6DT)	04/10 → 07/15
BERLINGO II 1.6 HDi 75	9HT(DV6BTE4), 9HF(DV6DTE4)	04/08 →	C4 GRAND PICASSO I 1.6 HDi	9HY(DV6TED4), 9HL(DV6C)	10/06 →	DS4 1.6 HDi 110	9HR(DV6C)	04/11 → 07/15
BERLINGO II 1.6 HDi 75 / BlueHdi 75	9HN(DV6ETED)	04/08 →	C4 GRAND PICASSO I 1.6 HDi 110	9HL(DV6C), RHJ(DW10BTE4)	09/10 →	DS4 1.6 HDi 115	9HD(DV6C), RHD(DW10CTED4)	08/12 → 07/15
BERLINGO II 1.6 HDi 75 16V	9HT(DV6BTE4)	04/08 →	C4 GRAND PICASSO I 1.6 VTI 120	5FW(EP6)	07/08 →	DS4 2.0 HDi 90	9HP(DV6DTE4)	05/11 → 07/15
BERLINGO II 1.6 HDi 75 4x4	9HF(DV6DTE4), 9HS(DV6TED4BU), EB2D	04/08 →	C4 GRAND PICASSO I 1.8 i 16V	6FY(EW7A)	10/06 →	DS4 2.0 HDi / BlueHdi 135	RHD(DW10CTED4), D8B(XUD9TF)	09/11 → 07/15
BERLINGO II 1.6 HDi 90	9HF(DV6DTE4), 9HS(DV6TED4BU)	04/08 →	C4 GRAND PICASSO I 2.0 HDi 138	RHJ(DW10BTE4), RFJ(EW10A)	10/06 →	DS4 2.0 HDi 165	RHH(DW10CTED4)	04/11 → 07/15
BERLINGO II 1.6 HDi 90 16V	9HS(DV6TED4BU), EB2D	04/08 →	C4 GRAND PICASSO I 2.0 HDi 150	RHE(DW10CTED4)	07/09 →	DS5 2.0 HDi 135	RHD(DW10CB)	11/11 → 07/15
BERLINGO II 1.6 HDi 90 4x4	9HF(DV6DTE4)	02/12 →	C4 GRAND PICASSO I 2.0 HDi 165	RHH(DW10CTED4)	09/10 →	DS5 2.0 HDi 165	RHH(DW10CTED4)	11/11 → 07/15
BERLINGO II 1.6 HDi 92	9HJ(DV6DTE4)	07/10 →	C4 GRAND PICASSO I 2.0 HDi 165	RHH(DW10CTED4)	09/10 →	DS5 2.0 HDi 165 Hybrid4 4x4	RHH(DW10CTED4)	12/11 → 07/15
C1 I 1.4 HDi	8HT(DV4TD)	06/05 → 09/14	C4 GRAND PICASSO I 2.0 HDi 165	RHH(DW10CTED4)	09/10 →	EVASION 1.8	LFZ(XU7JP)	05/97 → 07/02
C1 II 1.2 VTI 82	EB2D, HFX(TU1A)	04/14 →	C4 GRAND PICASSO I 2.0 HDi 165	RHH(DW10CTED4)	09/10 →	EVASION 1.9 TD	D8B(XUD9TF), RFN(EW10J4)	11/94 → 12/98
C15 1.9 D	WJX(DW8B)	12/00 → 12/05	C4 GRAND PICASSO I 2.0 HDi 165	RHH(DW10CTED4)	09/10 →	EVASION 2.0	RFU(XU10J2/C)	06/94 → 07/02
C2 1.1	HFX(TU1A), KFU(TU3JP)	09/03 →	C4 GRAND PICASSO I 2.0 HDi 165	RHH(DW10CTED4)	09/10 →	EVASION 2.0 HDI	RFN(EW10J4), D9B(XUD9A/U)	05/00 → 07/02
C2 1.4	KFU(TU3JP), 8HX(DV4TD)	09/03 →	C4 GRAND PICASSO I 2.0 HDi 165	RHH(DW10CTED4)	09/10 →	EVASION 2.0 HDI	RHZ(DW10ATED)	08/99 → 07/02
C2 1.4 16V	KFU(ET3J4)	06/06 →	C4 GRAND PICASSO I 2.0 HDi 165	RHH(DW10CTED4)	09/10 →	EVASION 2.0 HDI 16V	RHW(DW10ATED4)	09/99 → 07/02
C2 1.4 HDi	8HX(DV4TD), EB2F	09/03 →	C4 GRAND PICASSO I 2.0 HDi 165	RHH(DW10CTED4)	09/10 →	EVASION 2.0 Turbo C.T.	RGX(XU10J2TE)	06/94 → 07/02
C2 1.6	NFU(TU5JP4)	09/03 →	C4 GRAND PICASSO I 2.0 HDi 165	RHH(DW10CTED4)	09/10 →	JUMPER I 1.9 D	D9B(XUD9A/U), D8C(XUD9TF)	02/94 → 04/02
C2 1.6 HDi	9HZ(DV6TED4)	09/05 →	C4 GRAND PICASSO I 2.0 HDi 165	RHH(DW10CTED4)	09/10 →	JUMPER I 1.9 TD	D8C(XUD9TF), RFW(XU10J2U)	02/94 → 04/02
C2 1.6 VTS	NFS(TU5JP4S)	01/05 →	C4 GRAND PICASSO I 2.0 HDi 165	RHH(DW10CTED4)	09/10 →	JUMPER I 1.9 TD 4x4	D8C(XUD9TF), RFW(XU10J2U), RHV(DW10TD)	08/96 → 04/02
C3 I 1.1 i	HFX(TU1A), 8HX(DV4TD)	02/02 →	C4 GRAND PICASSO I 2.0 HDi 165	RHH(DW10CTED4)	09/10 →	JUMPER I 2.0	RFW(XU10J2U), RHV(DW10TD)	08/96 → 04/02
C3 I 1.4 16V	KFU(ET3J4)	12/03 →	C4 GRAND PICASSO I 2.0 HDi 165	RHH(DW10CTED4)	09/10 →	JUMPER I 2.0 4x4	RFW(XU10J2U)	08/96 → 04/02
C3 I 1.4 16V HDi	8HY(DV4TED4)	02/02 →	C4 GRAND PICASSO I 2.0 HDi 165	RHH(DW10CTED4)	09/10 →	JUMPER I 2.0 HDI	RHV(DW10UTD)	11/01 → 04/02
C3 I 1.4 HDi	8HX(DV4TD), KFU(TU3A)	02/02 →	C4 GRAND PICASSO I 2.0 HDi 165	RHH(DW10CTED4)	09/10 →	JUMPER I 2.5 D	T9A(DJ5)	03/94 → 04/02
C3 I 1.4 i	KFU(TU3A), N6A(TU5JP4)	02/02 →	C4 GRAND PICASSO I 2.0 HDi 165	RHH(DW10CTED4)	09/10 →	JUMPER I 2.5 D 4x4	T9A(DJ5)	08/96 → 04/02
C3 I 1.4 i Bivalent	KFU(TU3JP)	02/02 →	C4 GRAND PICASSO I 2.0 HDi 165	RHH(DW10CTED4)	09/10 →	JUMPER I 2.5 TD	T8A(DJ5T)	03/94 → 04/02
C3 I 1.6 16V	N6A(TU5JP4), 9HX(DV6ATED4)	02/02 →	C4 GRAND PICASSO I 2.0 HDi 165	RHH(DW10CTED4)	09/10 →	JUMPER I 2.5 TD 4x4	T8A(DJ5T)	08/96 → 04/02
C3 I 1.6 16V HDi	9HX(DV6ATED4), KFU(TU3A)	09/05 →	C4 GRAND PICASSO I 2.0 HDi 165	RHH(DW10CTED4)	09/10 →	JUMPER I 2.5 TDi	THX(DJ5TED)	12/96 → 04/02
C3 I PLURIEL 1.4	KFU(TU3A), 8HX(DV4TD)	05/03 →	C4 GRAND PICASSO I 2.0 HDi 165	RHH(DW10CTED4)	09/10 →	JUMPER I 2.5 TDi 4x4	THX(DJ5TED)	12/96 → 04/02
C3 I PLURIEL 1.4 HDi	8HX(DV4TD), EBO	04/04 →	C4 GRAND PICASSO I 2.0 HDi 165	RHH(DW10CTED4)	09/10 →	JUMPER II 2.0 bivalent	XU10J2	02/03 →
C3 I PLURIEL 1.4 Hybrid	KFU(TU3JP)	05/05 →	C4 GRAND PICASSO I 2.0 HDi 165	RHH(DW10CTED4)	09/10 →	JUMPER II 2.0 HDi	RHV(DW10TD), 4HY(DW12UTED)	04/02 →
C3 I PLURIEL 1.6	NFU(TU5JP4)	05/03 →	C4 GRAND PICASSO I 2.0 HDi 165	RHH(DW10CTED4)	09/10 →	JUMPER II 2.2 HDi	4HY(DW12UTED), WJY(DW8B)	02/02 →
C3 II 1.0 VTI 68	EBO, EB2	08/12 →	C4 GRAND PICASSO I 2.0 HDi 165	RHH(DW10CTED4)	09/10 →	JUMPY I 1.9 D	D9B(XUD9A/U)	10/95 → 08/98
C3 II 1.1	HFX(TU1JP)	11/09 →	C4 GRAND PICASSO I 2.0 HDi 165	RHH(DW10CTED4)	09/10 →	JUMPY I 1.9 D 70	WJY(DW8B), D8B(XUD9TF)	04/98 → 10/06
C3 II 1.1 BiFuel	HFX(TU1A)	11/10 →	C4 GRAND PICASSO I 2.0 HDi 165	RHH(DW10CTED4)	09/10 →	JUMPY I 1.9 TD	D8B(XUD9TF), RHW(DW10ATED4)	10/95 →
C3 II 1.2 VTI 82	EB2, K6E(TU3A)	06/12 →	C4 GRAND PICASSO I 2.0 HDi 165	RHH(DW10CTED4)	09/10 →	JUMPY I 2.0	RFN(EW10J4)	04/00 → 12/06
C3 II 1.4	K6E(TU3A), 8HR(DV4C)	11/09 →	C4 GRAND PICASSO I 2.0 HDi 165	RHH(DW10CTED4)	09/10 →	JUMPY I 2.0 HDi 110	RHW(DW10ATED4), 9HH(DV6DUM)	03/00 → 10/06
C3 II 1.4 HDi 70	8HR(DV4C), 9HJ(DV6DTE4)	11/09 →	C4 GRAND PICASSO I 2.0 HDi 165	RHH(DW10CTED4)	09/10 →	JUMPY I 2.0 HDi 110 16V	RHW(DW10ATED4)	12/03 → 10/06
C3 II 1.4 LPG	KFT(TU3A)	07/10 →	C4 GRAND PICASSO I 2.0 HDi 165	RHH(DW10CTED4)	09/10 →	JUMPY I 2.0 HDi 95	RHX(DW10BTE4)	10/99 → 10/06
C3 II 1.6 Flex	NFX(TU5JP4)	11/09 →	C4 GRAND PICASSO I 2.0 HDi 165	RHH(DW10CTED4)	09/10 →	JUMPY I 2.0 i 16V	RFN(EW10J4)	03/00 → 10/06
C3 II 1.6 HDi	9HJ(DV6DTE4), HNV(EB2DTM)	11/09 →	C4 GRAND PICASSO I 2.0 HDi 165	RHH(DW10CTED4)	09/10 →	JUMPY II 1.6 HDi 90	DV6DU	01/07 →
C3 II 1.6 HDi 110	9HR(DV6C)	11/09 →	C4 GRAND PICASSO I 2.0 HDi 165	RHH(DW10CTED4)	09/10 →	JUMPY II 1.6 HDi 90 16V	9HU(DV6UTED4)	01/07 →
C3 II 1.6 HDi 115	9HD(DV6C)	09/12 →	C4 GRAND PICASSO I 2.0 HDi 165	RHH(DW10CTED4)	09/10 →	JUMPY II 1.6 HDi 90 8V	9HH(DV6DUM), RHG(DW10UTED4/FAP)	01/07 →
C3 II 1.6 HDi 90	9HX(DV6ATED4)	11/09 →	C4 GRAND PICASSO I 2.0 HDi 165	RHH(DW10CTED4)	09/10 →	JUMPY II 2.0 HDi 120	RHG(DW10UTED4/FAP), KFT(TU3A)	01/07 →
C3 III 1.2 PureTech 82	EB2FA	05/18 →	C4 GRAND PICASSO I 2.0 HDi 165	RHH(DW10CTED4)	09/10 →	JUMPY II 2.0 HDi 120 4x4	RHK(DW10UTED4)	01/10 →
C3 III 1.2 THP 110	HNV(EB2DTM), EB2F	07/16 →	C4 GRAND PICASSO I 2.0 HDi 165	RHH(DW10CTED4)	09/10 →	JUMPY II 2.0 HDi 125	AHZ(DW10CD)	07/11 →
C3 III 1.2 VTI 68	EB2FB	07/16 →	C4 GRAND PICASSO I 2.0 HDi 165	RHH(DW10CTED4)	09/10 →	JUMPY II 2.0 HDi 125 4x4	AHZ(DW10CD)	07/11 →
C3 III 1.2 VTI 82	EB2F, 8FN(EP3)	07/16 →	C4 GRAND PICASSO I 2.0 HDi 165	RHH(DW10CTED4)	09/10 →	JUMPY II 2.0 HDi 140	RHR(DW10BTE4)	01/07 →
C3 AIRCROSS 1.2 Puretech 82	EB2F, HFX(TU1A)	06/17 →	C4 GRAND PICASSO I 2.0 HDi 165	RHH(DW10CTED4)	09/10 →	JUMPY II 2.0 HDi 165	RHH(DW10CTED4)	07/10 →
C3 PICASSO 1.4 VTI 95	8FN(EP3), 9HX(DV6ATED4)	02/09 →	C4 GRAND PICASSO I 2.0 HDi 165	RHH(DW10CTED4)	09/10 →	JUMPY II 2.0 HDi 95	AHY(DW10CE)	07/11 →
C3 PICASSO 1.4 VTI 95 LPG	8FN(EP3)	01/12 →	C4 GRAND PICASSO I 2.0 HDi 165	RHH(DW10CTED4)	09/10 →	JUMPY II 2.0 HDi 165	RHH(DW10CTED4)	07/10 →
C3 PICASSO 1.6 HDi	9HX(DV6ATED4), EB2D	02/09 →	C4 GRAND PICASSO I 2.0 HDi 165	RHH(DW10CTED4)	09/10 →	JUMPY II 2.0 HDi 95	RFH(EW10A)	01/07 →
C3 PICASSO 1.6 HDi 90	9HP(DV6DTE4)	07/10 →	C4 GRAND PICASSO I 2.0 HDi 165	RHH(DW10CTED4)	09/10 →	JUMPY III 1.6 HDi 90	DV6DU	04/16 →
C3 PICASSO 1.6 VTI 120	5FW(EP6)	02/09 →	C4 GRAND PICASSO I 2.0 HDi 165	RHH(DW10CTED4)	09/10 →	NEMO 1.4	KFT(TU3A), KFU(TU3JP)	02/08 →
C4 I 1.4 16V	KFU(ET3J4)	11/04 → 07/11	C4 GRAND PICASSO I 2.0 HDi 165	RHH(DW10CTED4)	09/10 →	NEMO 1.4 HDi	8HS(DV4TED)	02/08 →
C4 I 1.6 16V	NFU(TU5JP4)	11/04 → 07/11	C4 GRAND PICASSO I 2.0 HDi 165	RHH(DW10CTED4)	09/10 →	SAXO 1.1 X, SX	HFX(TU1JP)	05/96 → 09/03
C4 I 1.6 16V Bio-Flex	N6A(TU5JP4), 9HV(DV6TED4)	09/07 →	C4 GRAND PICASSO I 2.0 HDi 165	RHH(DW10CTED4)	09/10 →	SAXO 1.4 VTS	KFU(TU3JP), TUD5B	05/96 → 06/03
C4 I 1.6 16V Flex Fuel	N6A(TU5JP4)	02/09 →	C4 GRAND PICASSO I 2.0 HDi 165	RHH(DW10CTED4)	09/10 →	SAXO 1.5 D	TUD5B, D8B(XUD9TF)	09/00 → 09/03
C4 I 1.6 Flex	--	02/09 → 07/11	C4 GRAND PICASSO I 2.0 HDi 165	RHH(DW10CTED4)	09/10 →	SAXO 1.6	NFT(TU5JP)	02/01 → 04/04
C4 I 1.6 HDi	9HV(DV6TED4), RFJ(EW10A)	11/04 →	C4 GRAND PICASSO I 2.0 HDi 165	RHH(DW10CTED4)	09/10 →	SAXO 1.6 VTS	NFT(TU5JP)	09/00 → 09/03
C4 I 1.6 THP 140	5FT(EP6DT)	07/08 → 07/11	C4 GRAND PICASSO I 2.0 HDi 165	RHH(DW10CTED4)	09/10 →	XANTIA I 2.0 HDI 109	RHZ(DW10ATED)	02/99 → 04/03
C4 I 1.6 THP 150	5FX(EP6DT)	07/08 → 07/11	C4 GRAND PICASSO I 2.0 HDi 165	RHH(DW10CTED4)	09/10 →	XANTIA I 2.0 HDI 90	RHY(DW10TD)	03/99 → 04/03
C4 I 1.6 VTI 120	5FW(EP6)	07/08 → 07/11	C4 GRAND PICASSO I 2.0 HDi 165	RHH(DW10CTED4)	09/10 →	XANTIA I 3.0 V6	XFZ(ES9J4)	01/98 → 04/03
C4 I 2.0 16V	RFJ(EW10A), RHR(DW10BTE4)	11/04 →	C4 GRAND PICASSO I 2.0 HDi 165	RHH(DW10CTED4)	09/10 →	XANTIA II 1.6 i SX	BFZ(XU5JP)	01/98 → 03/01
C4 I 2.0 HDi	RHR(DW10BTE4), 9HD(DV6C)	11/04 → 07/11	C4 GRAND PICASSO I 2.0 HDi 165	RHH(DW10CTED4)	09/10 →	XANTIA II 1.8 i	LFX(XU7JB)	01/98 → 04/03
C4 I 1.6 Flex	NFX(TU5JP4)	11/09 →	C4 GRAND PICASSO I 2.0 HDi 165	RHH(DW10CTED4)	09/10 →	XANTIA II 1.8 i 16V	LFY(XU7JP4)	01/98 → 04/03
C4 I 1.6 HDi 110	9HR(DV6C)	11/09 →	C4 GRAND PICASSO I 2.0 HDi 165	RHH(DW10CTED4)	09/10 →	XANTIA II 1.9 SD	DHW(XUD9SD)	01/98 → 04/03
C4 I 1.6 HDi 115	9HD(DV6C), 9HJ(DV6DTE4)	07/12 →	C4 GRAND PICASSO I 2.0 HDi 165	RHH(DW10CTED4)	09/10 →	XANTIA II 1.9 Turbo D	D8B(XUD9TF), RGX(XU10J2TE)	01/98 → 04/03
C4 II 1.6 HDi 90	9HJ(DV6DTE4), DW10CFAPDTR	11/09 →	C4 GRAND PICASSO I 2.0 HDi 165	RHH(DW10CTED4)	09/10 →	XANTIA II 2.0 i 16V	RFV(XU10J4R)	01/98 → 04/03
C4 II 1.6 HDi 92	9HJ(DV6DTE4)	07/10 →	C4 GRAND PICASSO I 2.0 HDi 165	RHH(DW10CTED4)	09/10 →	XANTIA II 2.0 Turbo	RGX(XU10J2TE)	01/98 → 04/03
C4 II 2.0 Flex	RFJ(EW10A)	11/09 →	C4 GRAND PICASSO I 2.0 HDi 165	RHH(DW10CTED4)	09/10 →	XANTIA II 3.0 V6	XFZ(ES9J4)	01/98 → 04/03
C4 II 2.0 HDi	DW10CFAPDTR, 9HY(DV6TED4)	10/10 →	C4 GRAND PICASSO I 2.0 HDi 165	RHH(DW10CTED4)	09/10 →	XM II 2.0 i 16V	RFV(XU10J4R)	05/94 → 10/00
C4 II 2.0 HDi / BlueHdi 150	RHE(DW10CTED4)	11/09 →	C4 GRAND PICASSO I 2.0 HDi 165	RHH(DW10CTED4)	09/10 →	XM II 2.0 Turbo	RGX(XU10J2TE), 8HX(DV4TD)	05/94 → 10/00
C4 AIRCROSS 1.6 HDi 115	9HL(DV6C)	04/12 →	C4 GRAND PICASSO I 2.0 HDi 165	RHH(DW10CTED4)	09/10 →	XM II 2.5 TD	THY(DK5ATE)	05/94 → 10/00
C4 AIRCROSS 1.6 HDi 115 AWC	9HL(DV6C)	05/12 →	C4 GRAND PICASSO I 2.0 HDi 165	RHH(DW10CTED4)	09/10 →	XM II 3.0 V6	XFZ(ES9J4)	04/97 → 10/00
C4 CACTUS 1.2 VTI 75	EB2D, EB2	09/14 →	C4 GRAND PICASSO I 2.0 HDi 165	RHH(DW10CTED4)	09/10 →	XSARA 1.4 HDi	8HX(DV4TD), 161A(XUD7)	01/03 →
C4 CACTUS 1.2 VTI 82	EB2, 5FT(EP6DT)	09/14 →	C4 GRAND PICASSO I 2.0 HDi 165	RHH(DW10CTED4)	09/10 →	XSARA 1.4 i	KFU(TU3JP)	04/97 → 08/05
			C4 GRAND PICASSO I 2.0 HDi 165	RHH(DW10CTED4)	09/10 →	XSARA 1.5 D	VJZ(TUD5)	04/97 → 09/00
			C4 GRAND PICASSO I 2.0 HDi 165	RHH(DW10CTED4)	09/10 →	XSARA 1.6 16V	NFU(TU5JP4)	09/00 → 08/05

CITROËN			
XSARA 1.8 D	161A(XUD7), LFX(XU7JB)	04/97 → 09/00	
XSARA 1.8 i	LFX(XU7JB), DHV(XUD9BSD)	04/97 → 09/00	
XSARA 1.8 i 16V	LFY(XU7JP4)	04/97 → 09/00	
XSARA 1.8 i Aut.	LFZ(XU7JP)	04/97 → 09/00	
XSARA 1.9 D	DHV(XUD9BSD), RFN(EW10J4)	04/97 → 08/05	
XSARA 1.9 SD	DHV(XUD9BSD)	01/98 → 09/00	
XSARA 1.9 TD	DHY(XUD9TE/Y)	04/97 → 09/00	
XSARA 2.0 16V	RFN(EW10J4), N6A(TU5JP4)	09/00 → 08/05	
XSARA 2.0 HDi 109	RHZ(DW10ATED)	05/01 → 08/05	
XSARA 2.0 HDi 90	RHY(DW10TD)	02/99 → 08/05	
XSARA 2.0 i 16V	RFS(XU10J4RS)	02/98 → 03/05	
XSARA PICASSO 1.6	NFV(TU5JP)	12/99 →	
XSARA PICASSO 1.6 16V	N6A(TU5JP4), 9HX(DV6ATED4)	03/05 →	
XSARA PICASSO 1.6 HDi	9HX(DV6ATED4), EB2	05/04 →	
XSARA PICASSO 1.8 16V	6FZ(EW7J4)	02/00 →	
XSARA PICASSO 2.0 16V	RFN(EW10J4)	01/03 →	
XSARA PICASSO 2.0 HDi	RHY(DW10TD)	12/99 →	

DS			
DS5 2.0 HDi 165 Hybrid4 4x4	DW10CTED4, D9B	04/15 →	
DS3 1.2 VTi 82	EB2, DW10CTED4	04/15 →	

FIAT			
DUCATO II 1.9 D	D9B, --	04/98 → 04/02	
DUCATO II 1.9 TD	DHX(XUD9TF/L)	04/98 → 04/02	
DUCATO II 2.0	--, RHV	03/94 →	
DUCATO II 2.0 4x4	RFL	11/94 → 07/06	
DUCATO II 2.0 Bipower	RFL	11/02 →	
DUCATO II 2.0 JTD	RHV, RFLCNG	07/01 →	
DUCATO II 2.0 LPG	RFL	12/01 → 10/04	
DUCATO II 2.0 Natural Power	RFLCNG, KFT	06/03 → 07/12	
DUCATO II 2.0 Panorama/ Combinato	RFW	03/94 → 04/02	

FIORINO III 1.4	KFT, KFT	11/07 →	
QUBO 1.4	KFT, D9B	02/08 →	
SCUDO I 1.9	D9B	01/96 → 07/98	
SCUDO I 1.9 D	D9B, D8B	02/96 → 12/06	
SCUDO I 1.9 TD	D8B, DHX	02/96 → 12/06	
SCUDO I 1.9 TD Eco	DHX, RFN	02/96 → 12/06	
SCUDO I 2.0	RFN, RFN	09/99 → 12/06	
SCUDO I 2.0 16V	RFN, RHX	06/00 → 12/06	
SCUDO I 2.0 JTD	RHX, RHK(DW10UTED4)	12/02 → 12/06	
SCUDO I 2.0 JTD 16V	RHK(DW10UTED4), 9H07	05/99 → 12/06	
SCUDO II 1.6 D Multijet	9H07, DW10BTE4	01/07 →	
SCUDO II 2.0 D Multijet	DW10BTE4, D8B	01/07 →	
SCUDO II 2.0 D Multijet 4x4	RH02	04/11 →	
ULYSSE I 1.9 TD	D8B, RFN(EW10J4)	11/94 → 08/98	
ULYSSE I 2.0	RFU(XU10J2C)	06/94 → 08/02	
ULYSSE I 2.0 16V	RFN(EW10J4), RFN	09/00 → 08/02	
ULYSSE I 2.0 JTD	RHZ	10/99 → 08/02	
ULYSSE I 2.0 JTD 16V	RHW(DW10ATED4)	05/99 → 08/02	
ULYSSE I 2.0 Turbo	RGX(XU10J2CTE)	06/94 → 08/02	
ULYSSE II 2.0	RFN, RHK	08/02 → 06/11	
ULYSSE II 2.0 D Multijet	RHK, RHM	05/06 → 06/11	
ULYSSE II 2.0 JTD	RHM, 4H01	08/02 → 08/06	
ULYSSE II 2.2 D Multijet	4H01, 4HP	10/07 →	
ULYSSE II 2.2 JTD	4HP, UGJC	08/02 → 03/10	
ULYSSE II 3.0	XFW	08/02 → 06/11	

FORD			
B-MAX 1.5 TDCi	UGJC, G8DA	10/12 →	
B-MAX 1.6 TDCi	T3JB	10/12 →	
C-MAX I 1.6 TDCi	G8DA, G6DA	02/07 → 09/10	
C-MAX I 2.0 TDCi	G6DA, T1DA	02/07 → 09/10	
C-MAX II 1.6 TDCi	T1DA, TXDB	12/10 →	
C-MAX II 2.0 TDCi	TXDB, UGJE	04/10 →	
ECOSPORT 1.5 TDCi	UGJE, ZTJA	10/13 →	
ECOSPORT 1.5 TDCi EcoBlue 4x4	ZTJA, F6JA	11/17 →	
FIESTA V 1.4 TDCi	F6JA, HHJA	11/01 → 12/10	
FIESTA V 1.6 TDCi	HHJA, F6JB	11/04 → 09/09	
FIESTA VI 1.4 TDCi	F6JB, UGJC	01/09 →	
FIESTA VI 1.5 TDCi	UGJC, HHJC	09/12 →	
FIESTA VI 1.6 TDCi	HHJC, G8DA	06/08 →	
FIESTA VI 1.6 TDCi SOHC	--	02/10 →	
FOCUS I 1.6 TDCi	T3DA, G8DA	01/11 →	
FOCUS I 2.0 TDCi	TXDB	01/11 → 06/14	
FOCUS II 1.6 TDCi	G8DA, G6DA	07/04 → 09/12	
FOCUS II 2.0 TDCi	G6DA, NGDA	07/04 → 09/12	
FOCUS III 1.6 TDCi	NGDA, NGDA	07/10 →	
FOCUS III 1.6 TDCi Econetic	NGDA, TXDB	05/12 →	
FOCUS III 2.0 TDCi	TXDB, F6JA	07/10 →	
FOCUS C-MAX 1.6 TDCi	G8DA, G6DA	10/03 → 03/07	
FOCUS C-MAX 2.0 TDCi	G6DA, T3DA	10/03 → 03/07	
FUSION 1.4 TDCi	F6JA, HHJA	08/02 → 12/12	
FUSION 1.6 TDCi	HHJA, T1WA	11/04 → 12/12	
GALAXY II 1.6 TDCi	T1WA, --	02/11 → 06/15	
GALAXY II 2.0 TDCi	--, KNWA	05/06 →	

FORD			
GALAXY II 2.0 TDCi CR TC	--	03/10 →	
GALAXY II 2.0 TDCi DSL	--	03/10 →	
GALAXY II 2.2 TDCi	KNWA, T1DA	03/08 → 06/15	
GRAND C-MAX 1.6 TDCi	T1DA, T7DB	12/10 →	
GRAND C-MAX 2.0 TDCi	T7DB, --	12/10 →	
KUGA I 2.0 TDCi	--, G6DG	03/08 →	
KUGA I 2.0 TDCi 4x4	G6DG, T7MA	03/08 → 11/12	
KUGA I 2.0 TDCi CR TC	--	03/10 →	
KUGA II 2.0 TDCi	T7MA, T7MA	03/13 →	
KUGA II 2.0 TDCi 4x4	T7MA, KLBA	03/13 →	
MONDEO I 2.0 TDCi	KLBA, T1BA	03/07 → 09/14	
MONDEO I 2.2 TDCi	KNBA	03/13 → 09/14	
MONDEO III 1.6 TDCi	T1BA, AZBA	12/10 → 01/15	
MONDEO III 2.0 TDCi	AZBA, KNBA	03/07 → 01/15	
MONDEO III 2.2 TDCi	KNBA, NGCA	03/08 → 01/15	
MONDEO IV 1.6 TDCi	NGCA, T1WA	09/14 →	
S-MAX I 1.6 TDCi	T1WA, AODA	02/11 → 12/14	
S-MAX I 2.0	AODA, TBWA	05/06 → 12/14	
S-MAX I 2.0 EcoBoost	TNWA	03/10 → 12/14	
S-MAX I 2.0 Flexifuel	TBWA, AZWA	05/06 → 12/14	
S-MAX I 2.0 TDCi	AZWA, KNWA	05/06 → 12/14	
S-MAX I 2.0 TDCi CR TC	--	03/10 →	
S-MAX I 2.0 TDCi DSL	--	03/10 →	
S-MAX I 2.2 TDCi	KNWA, T1GA	03/08 → 12/14	
S-MAX I 2.5 ST	HUWA	05/06 → 12/14	
TOURNEO CONNECT II 1.6 TDCi	T1GA, UGCA	09/13 →	
TOURNEO COURIER 1.5 TDCi	UGCA, T3CA	02/14 →	
TOURNEO COURIER 1.6 TDCi	T3CA, T1GA	02/14 →	
TRANSIT CONNECT II 1.6 TDCi	T1GA, UGCA	02/13 →	
TRANSIT COURIER 1.5 TDCi	UGCA, T3CA	02/14 →	
TRANSIT COURIER 1.6 TDCi	T3CA, RHK(DW10UTED4)	02/14 →	

LANCIA			
PHEDRA 2.0	RFN(EW10J4)	09/02 → 11/10	
PHEDRA 2.0 D Multijet	RHR(DW10BTE4)	07/06 → 11/10	
PHEDRA 2.0 JTD	RHK(DW10UTED4), 4HS	09/02 → 11/10	
PHEDRA 2.2 D Multijet	4HS, 4H01	03/08 → 11/10	
PHEDRA 2.2 JTD	4H01, ES9J4S	09/02 →	
PHEDRA 3.0 V6	ES9J4S, RFN	09/02 →	
ZETA 2.0 16V	RFN, Z24DT	07/00 → 09/02	
ZETA 2.0 JTD	RHZ(DW10ATED)	04/00 → 09/02	
ZETA 2.0 JTD 16V	RHW(DW10ATED4)	09/99 → 09/02	
ZETA 2.0 Turbo	RGX(XU10J2TE)	05/95 → 09/02	

LAND ROVER			
DISCOVERY IV 2.2 D 4x4	224DT	09/14 →	
FREELANDER 2.2.2 eD4	224DT, 224DT	08/10 → 10/14	
FREELANDER 2.2.2 SD4 4x4	224DT	08/10 → 10/14	
FREELANDER 2.2.2 TD4 4x4	224DT, F6JA	10/06 → 10/14	
RANGE ROVER EVOQUE 2.2 SD4	224DT	06/11 →	
RANGE ROVER EVOQUE 2.2 TD4	224DT	06/11 →	

MAZDA			
2 II 1.4 MZR-CD	Y404	01/08 → 06/15	
2 II 1.6 MZ-CD	Y406, Y601	10/08 → 06/15	
3 I 1.6 DI Turbo	Y601, Y601	06/04 → 06/09	
3 I 1.6 MZ-CD	Y406	06/06 → 12/09	
3 II 1.6 MZR CD	Y601, Y650	12/08 → 05/13	
5 II 1.6 CD	Y650, N12B16A	09/10 →	
2 I 1.4 CD	F6JA, Y406	04/03 → 06/07	

MINI			
MINI II Cooper	N12B16A, 9HZ	09/06 → 06/15	
MINI II Cooper D	9HZ, N14B16A	11/06 → 09/10	
MINI II Cooper S	N14B16A, N14B16A	10/06 → 11/13	
MINI II Cooper S John Cooper Works	N14B16A, N12B14A	11/06 → 02/10	
MINI II John Cooper Works	N14B16C	11/07 → 05/15	
MINI II John Cooper Works GP	N14B16C	09/12 → 11/13	
MINI II One	N12B14A, 9HZ	11/06 → 03/10	
MINI II One D	9HZ, 4HK	06/09 → 07/10	
MINI II One LPG	N12B14A	03/09 → 03/10	

MITSUBISHI			
ASX 1.6 DI-D	9HD	07/15 →	
ASX 1.6 DI-D 4WD	9HD	07/15 →	
OUTLANDER II 2.2 DI-D 4WD	4HK, KVF(TU3A)	08/07 → 11/12	

NISSAN			
MICRA II 1.5 D	TD15	02/98 → 02/03	

PEUGEOT			
106 I 1.5 D	VJX(TUD5)	06/96 → 03/01	
106 II 1.1 i	HFX(TU1JP)	05/96 → 07/04	
106 II 1.4 i	KFW(TU3JP), EB2D	05/96 → 07/04	
106 II 1.5 D	VJX(TUD5)	04/98 → 07/04	
107 1.4 HDi	8HT(DV4TD)	06/05 → 05/14	
108 1.2	EB2D, EB2	05/14 →	
108 1.2 VTi	HMZ(EB2)	05/14 →	
108 108 1.2	HMZ(EB2F)	05/14 →	
206 1.1	HFX(TU1JP)	07/02 →	
206 1.1 i	HFX(TU1JP)	09/98 →	

PEUGEOT			
206 1.4	KFV(TU3A), 8HX(DV4TD)	07/02 →	
206 1.4 16V	KFU(ET3J4)	10/03 →	
206 1.4 HDi	8HX(DV4TD), 8HX(DV4TD)	09/01 →	
206 1.4 HDi eco 70	8HX(DV4TD), K6D(TU3A)	09/01 →	
206 1.4 i	K6D(TU3A), N6A(TU5JP4)	04/05 →	
206 1.6	NFU(TU5JP4)	09/01 → 12/08	
206 1.6 16V	N6A(TU5JP4), 9HY(DV6TED4)	09/00 →	
206 1.6 HDi 110	9HY(DV6TED4), WJY(DW8B)	05/04 →	
206 1.6 LPG	NFU(TU5JP4)	07/02 →	
206 1.9 D	WJY(DW8B), RFN(EW10J4)	09/98 → 05/07	
206 2.0 16V	RFN(EW10J4)	07/02 → 02/07	
206 2.0 HDi	RHY(DW10TD)	07/02 →	
206 2.0 HDi 90	RHY(DW10TD)	12/99 →	
206 2.0 RC	RFK(EW10J4S)	07/03 →	
206 2.0 S16	RFN(EW10J4), HFX(TU1A)	04/99 →	
206+ 1.1	HFX(TU1A), 8HX(DV4TD)	01/09 →	
206+ 1.4 HDi	DV4C	06/10 →	
206+ 1.4 HDi eco 70	8HX(DV4TD), K6D(TU3A)	01/09 →	
206+ 1.4 i	K6D(TU3A), KFT(TU3A)	01/09 →	
206+ 1.6 16V	NFU(TU5JP4)	07/10 →	
207 1.4	KFT(TU3A), 8FR(EP3)	02/06 →	
207 1.4 16V	8FR(EP3), 8HR(DV4C)	02/06 →	
207 1.4 Flex	KFW(TU3A)	11/08 →	
207 1.4 HDi	8HR(DV4C), 5FR(EP6DT)	02/06 →	
207 1.6	N6A(TU5JP4)	08/08 →	
207 1.6 16V	5FW(EP6)	02/06 →	
207 1.6 16V RC	5FY(EP6DTS)	02/07 →	
207 1.6 16V Turbo	5FR(EP6DT), 9HP(DV6DTEd)	02/06 →	
207 1.6 16V VTi	5FW(EP6)	02/07 →	
207 1.6 Bioflex	N6A(TU5JP4)	01/08 →	
207 1.6 HDi	9HP(DV6DTEd), 5FR(EP6DT)	02/06 →	
207 1.6 HDi 110	9HR(DV6C)	08/09 →	
207 CC 1.6 16V	5FW(EP6)	02/07 →	
207 CC 1.6 16V Turbo	5FR(EP6DT), 9HR(DV6C)	02/07 →	
207 CC 1.6 HDi	9HR(DV6C), EBO	02/07 →	
208 1.0	EBO, EB2	03/12 →	
208 1.2	EB2, EB2F	03/12 →	
208 1.2 GPL	EB2F, 8HP(DV4C)	06/15 →	
208 1.2 VTi	HMZ(EB2)	09/13 →	
208 1.4 HDi	8HP(DV4C), 9HR(DV6C)	03/12 →	
208 1.6 HDi / BlueHDi 75	9HK(DV6ETEDM)	01/13 →	
208 1.6 HDi 90	9HJ(DV6DTEdM)	03/12 →	
301 1.2	HMZ(EB2F)	11/12 →	
301 1.2 VTi 72	EB2M, NFP(EC5)	11/12 →	
301 1.2 VTi 82	EB2F	12/14 →	
301 1.6 HDi 90			

PEUGEOT		
308 I 1.6 Bioflex	N6A(TU5JP4), 9HP(DV6DTE4)	04/08 →
308 I 1.6 HDi	9HW(DV6DTE4), DW10CBDR/FAP	09/07 →
308 I 2.0 Bioflex	RFJ(EW10A)	01/08 →
308 I 2.0 CVVT	RFJ(EW10A)	07/09 → 11/14
308 I 2.0 HDi	DW10CBDR/FAP, EB2	09/07 →
308 II 1.2 VTi 72	EB2, 4HK(DW12MTE4)	09/13 →
308 II 1.6 HDi 92	9HP(DV6DTE4)	03/14 →
308 II 1.6 VTi 115	NFP(ECS)	11/12 →
406 1.6	BFZ(XU5JP)	11/95 → 05/04
406 1.8	LFX(XU7JB), 6FZ(EW7J4)	10/96 → 03/99
406 1.8 16V	6FZ(EW7J4), RFN(EW10J4)	10/00 → 10/04
406 2.0 16V	RFN(EW10J4), RHS(DW10ATED)	08/00 → 12/04
406 2.0 16V Hpi	RLZ(EW10D)	05/01 → 10/04
406 2.0 HDi 110	RHS(DW10ATED), XFZ(E59J4)	08/01 → 10/04
406 2.0 HDi 90	RHY(DW10TD)	02/99 → 10/04
406 2.0 Turbo	RGX(XU10J2TE)	04/96 → 10/04
406 2.2	3FZ(EW12J4)	07/00 → 12/04
406 2.2 HDi	4HX(DW12TE4/FAP)	03/00 → 12/04
406 3.0 24V	XFZ(E59J4), RHE(DW10CTED4)	10/96 → 10/04
406 3.0 V6	XFV(E59J4S)	03/00 → 12/04
406 3.0 V6 24V	XFZ(E59J4)	03/97 → 12/04
407 1.6 HDi 110	9HZ(DV6TE4)	05/04 →
407 1.8	6FZ(EW7J4)	05/04 →
407 1.8 16V	6FY(EW7A)	09/05 →
407 2.0	RFN(EW10J4)	05/04 →
407 2.0 16V	RFJ(EW10A)	09/05 →
407 2.0 Bioflex	RFJ(EW10A)	09/07 →
407 2.0 HDi	RHE(DW10CTED4), RHL(DW10BTE4)	10/05 →
407 2.0 HDi 135	RHL(DW10BTE4), 4HR(DW12BTE4)	05/04 →
407 2.2	3FZ(EW12J4)	05/04 →
407 2.2 16V	3FY(EW12J4)	09/05 →
407 2.2 HDi	4HP(DW12BTE4)	03/06 →
407 2.2 HDi 170	4HR(DW12BTE4), 9HD(DV6CTED)	05/06 →
407 3.0	XFV(E59A)	05/04 →
407 3.0 V6	XFV(E59A)	10/05 →
508 I 1.6 HDi	9HD(DV6CTED), DW10CFAP	11/10 →
508 I 2.0 HDi	DW10CFAP, RHC(DW10CTED4)	11/10 →
508 I 2.0 HDi Hybrid4 AWC	RHC(DW10CTED4), RHR(DW10BTE4)	11/10 →
508 I 2.0 HDi RXH Hybrid4	RHC(DW10CTED4)	11/10 →
508 I 2.2 HDi	4HL(DW12C)	11/10 →
607 2.0	RFN(EW10J4)	02/00 → 08/05
607 2.0 HDi	RHR(DW10BTE4), 3FY(EW12J4)	05/00 → 07/11
607 2.0 HDi 110 FAP	RHS(DW10ATED)	12/04 →
607 2.0 HDi 135	RHL(DW10BTE4)	09/05 →
607 2.2 16V	3FY(EW12J4), 4HP(DW12BTE4)	02/00 → 06/10
607 2.2 HDi	4HP(DW12BTE4), XFV(E59A)	02/00 →
607 3.0 V6 24V	XFV(E59A), DHX(XUD9TE)	02/00 → 07/11
806 1.8	LFW(XU7JP)	07/95 → 08/02
806 1.9 TD	DHX(XUD9TE), RFN(EW10J4)	07/95 → 08/02
806 2.0	RFU(XU10J2)	06/94 → 08/02
806 2.0 16V	RFN(EW10J4), DW10CBDR/FAP	09/00 → 08/02
806 2.0 HDi	RHZ(DW10ATED)	08/99 → 08/02
806 2.0 HDi 16V	RHW(DW10ATED4)	08/99 → 08/02
806 2.0 Turbo	RGX(XU10J2TE)	06/94 → 08/02
807 2.0	RFN(EW10J4)	06/02 →
807 2.0 16V	RFJ(EW10A)	09/05 →
807 2.0 HDi	DW10CBDR/FAP, 4HT(DW12BTE4)	06/02 →
807 2.2	3FZ(EW12J4)	06/02 →
807 2.2 HDi	4HT(DW12BTE4), KFU(TU3A)	06/02 →
807 3.0 V6	XFV(E59J4S)	06/02 →
1007 1.4	KFV(TU3A), 8HX(DV4TD)	04/05 →
1007 1.4 16V	KFU(E3J4)	10/05 →
1007 1.4 HDi	8HX(DV4TD), KFW(TU3JP)	04/05 →
1007 1.6 16V	NFU(TU5JP4)	04/05 →
1007 1.6 HDi	9HZ(DV6TE4)	06/07 →
2008 1.2 PureTech 82	EB2FA	03/18 →
2008 1.2 VTi	EB2, 8HR(DV4C)	03/13 →
2008 1.4 HDi	8HR(DV4C), KFU(TU3A)	06/13 →
3008 1.6 HDi	9HR(DV6C), DW10CBFAPDTR	06/09 →
3008 1.6 THP	5FX(EP6DT)	06/09 →
3008 1.6 VTi	5FW(EP6)	06/09 →
3008 2.0 HDi	DW10CBFAPDTR, DW10CTED4(RHE)	06/09 →
3008 2.0 HDi 150 / BlueHdi 150	DW10CTED4(RHE), EB2M	06/09 →

PEUGEOT		
3008 2.0 HDi Hybrid4	RHC(DW10CTED4)	02/11 → 08/16
4007 2.2 HDi	4HK(DW12MTE4), LFX(XU7JB)	02/07 →
4008 1.6 HDi AWC	9HD(DV6C)	05/12 →
5008 1.6 16V	5FW(EP6)	09/09 →
5008 1.6 HDi	9HD(DV6CTED), DW10CBFAPDTR	09/09 →
5008 2.0 HDi	DW10CBFAPDTR, 9HD(DV6CTED)	09/09 →
5008 2.0 HDi 136 / BlueHdi 136	RHD(DW10CTED4)	02/12 →
5008 2.0 HDi 150 / BlueHdi 150	RHE(DW10CTED4)	06/09 →
BIPPER 1.4	KFV(TU3A), D8C(XUD9TUF)	02/08 →
BIPPER 1.4 HDi	8HS(DV4TED)	02/08 →
BIPPER TEPEE 1.4	KFV(TU3A)	04/08 →
BIPPER TEPEE 1.4 HDi	8HS(DV4TED)	04/08 →
BOXER I 1.9 D	DJY(XUD9A)	03/94 → 04/02
BOXER I 1.9 DT 4x4	XUD9TE	03/96 → 09/98
BOXER I 1.9 TD	D8C(XUD9TUF), RHY(DW10TD)	03/94 → 04/02
BOXER I 1.9 TD 4x4	D8C(XUD9TUF)	07/96 → 04/02
BOXER I 2.0	R5B(XU102C)	02/94 →
BOXER I 2.0 4x4	--	03/96 → 09/98
BOXER I 2.0 HDi	RHV(DW10TD), T8A(DJ5T)	08/01 →
BOXER I 2.0 i	RFW(XU10J2)	03/94 → 04/02
BOXER I 2.0i 4x4	RFW(XU10J2)	08/96 → 04/02
BOXER I 2.2 HDi	4HY(DW12UTED)	04/02 →
BOXER I 2.5 D	T9A(DJ5)	03/94 → 04/02
BOXER I 2.5 D 4x4	T9A(DJ5)	07/96 → 04/02
BOXER I 2.5 TD	T8A(DJ5T), L6B(XU7JP)	03/94 → 04/02
BOXER I 2.5 TD 4x4	T8A(DJ5T)	07/96 → 04/02
BOXER I 2.5 TDI	THX(DJ5TED)	01/97 → 04/02
BOXER I 2.5 TDI 4x4	THX(DJ5TED)	01/97 → 04/02
EXPERT I 1.8	L6B(XU7JP), D9B(XUD9AU)	09/96 →
EXPERT I 1.9 D	D9B(XUD9AU), WJY(DW8B)	02/96 → 12/98
EXPERT I 1.9 D 70	WJY(DW8B), D8B(XUD9TE)	12/98 → 12/06
EXPERT I 1.9 TD	D8B(XUD9TE), RHW(DW10ATED4)	02/96 → 05/98
EXPERT I 2.0	RFN(EW10J4)	07/00 → 12/06
EXPERT I 2.0 HDi	RHW(DW10ATED4), 9HH(DV6DUM)	07/00 → 12/06
EXPERT I 2.0 HDi 16V	RHW(DW10ATED4)	07/00 → 12/06
EXPERT II 1.6 HDi 90 16V	9HU(DV6GTE4)	01/07 →
EXPERT II 1.6 HDi 90 8V	9HH(DV6DUM), RFH(EW10A)	01/07 →
EXPERT II 2.0 16V	RFH(EW10A), RHG(DW10ATED4/FAP)	01/07 →
EXPERT II 2.0 HDi 120	RHG(DW10ATED4/FAP), 9HH(DV6DUM)	01/07 →
EXPERT II 2.0 HDi 120 4x4	RHK(DW10ATED4)	01/10 →
EXPERT II 2.0 HDi 130	AHZ(DW10CD)	03/11 →
EXPERT II 2.0 HDi 130 4x4	AHZ(DW10CD)	01/12 →
EXPERT II 2.0 HDi 140	RHR(DW10BTE4)	01/07 →
EXPERT II 2.0 HDi 165	RHH(DW10CTED4)	09/09 →
EXPERT II TEPEE 1.6 HDi 90 16V	9HU(DV6GTE4)	01/07 →
EXPERT II TEPEE 1.6 HDi 90 8V	9HH(DV6DUM), RFH(EW10A)	01/07 →
EXPERT II TEPEE 2.0 16V	RFH(EW10A), K6D(TU3A)	01/07 →
EXPERT II TEPEE 2.0 HDi 100	AHY(DW10CE)	03/11 →
EXPERT II TEPEE 2.0 HDi 120	RHK(DW10ATED4)	01/07 →
EXPERT II TEPEE 2.0 HDi 120 4x4	RHK(DW10ATED4)	01/07 →
EXPERT II TEPEE 2.0 HDi 130	AHZ(DW10CD)	03/11 →
EXPERT II TEPEE 2.0 HDi 130 4x4	AHZ(DW10CD)	03/11 →
EXPERT II TEPEE 2.0 HDi 140	RHR(DW10BTE4)	01/07 →
EXPERT II TEPEE 2.0 HDi 165	RHH(DW10CTED4)	09/09 →
PARTNER I 1.1	HFV(TU1JP)	06/96 → 10/02
PARTNER I 1.4	K6D(TU3A), 9HW(DV6BTE4)	11/02 →
PARTNER I 1.6	N6A(TU5JP4)	09/00 →
PARTNER I 1.6 16V	NFU(TU5JP4)	07/01 → 03/08
PARTNER I 1.6 Flexfuel	NFU(TU5JP4)	09/00 → 10/02
PARTNER I 1.6 HDi 75	9HW(DV6BTE4), 161A(XUD7)	02/06 →
PARTNER I 1.6 HDi 90	9HX(DV6ATED4)	10/05 → 12/15
PARTNER I 1.8	LFX(XU7JB)	03/97 → 12/03
PARTNER I 1.8 D	161A(XUD7), DJY(XUD9A)	06/96 →
PARTNER I 1.9 D	DJY(XUD9A), NFR(TU5JP4B)	05/96 → 07/08
PARTNER I 1.9 D 4x4	WJY(DW8B)	04/04 → 11/07
PARTNER I 2.0 HDi	RHY(DW10TD)	02/00 → 07/08
PARTNER I 2.0 HDi 4x4	RHY(DW10TD)	04/04 → 08/05
PARTNER II 1.6	NFR(TU5JP4B), 9HL(DV6C)	04/08 →
PARTNER II 1.6 HDi	9HL(DV6C), 9HS(DV6ATED4B)	04/08 →
PARTNER II 1.6 HDi / BlueHdi 75	9HN(DV6ETED)	07/11 →

PEUGEOT		
PARTNER II 1.6 HDi 16V	9HS(DV6ATED4B), 9HS(DV6ATED4B)	04/08 →
PARTNER II 1.6 HDi 16V 4x4	9HS(DV6ATED4B), 9HL(DV6C)	04/12 →
PARTNER II TEPEE 1.6 HDi	9HL(DV6C), 9HV(DV6ATED4)	04/08 →
PARTNER II TEPEE 1.6 HDi 16V	9HV(DV6ATED4), NFR(TU5JP4B)	04/08 →
PARTNER II TEPEE 1.6 HDi 90	9HV(DV6ATED4)	11/12 →
PARTNER II TEPEE 1.6 VTi	NFR(TU5JP4B), K6D(TU3A)	04/08 →
RANCH 1.1	HFV(TU1JP)	06/96 →
RANCH 1.4	K6D(TU3A), N6A(TU5JP4)	04/05 →
RANCH 1.4 BiFuel	KFW(TU3JP)	04/03 →
RANCH 1.6 16V	N6A(TU5JP4), 161A(XUD7)	07/01 →
RANCH 1.6 HDi 75	DV6B	02/06 →
RANCH 1.6 HDi 90	9HX(DV6ATED4)	02/06 →
RANCH 1.8	LFX(XU7JB)	05/97 →
RANCH 1.8 D	161A(XUD7), D9B(XUD9A)	06/96 →
RANCH 1.9 D	D9B(XUD9A), L7X700	06/96 →
RANCH 1.9 D 4x4	WJY(DW8B)	04/04 →
RANCH 2.0 HDi	RHY(DW10TD)	02/00 →
RANCH 2.0 HDi 4x4	RHY(DW10TD)	04/04 →
RCZ 2.0 HDi	RHH(DW10CTED4)	03/10 →
RENAULT		
ESPACE III 3.0 V6 24V	L7X727	10/98 → 10/02
LAGUNA I 3.0 24V	L7X700, 4WZ-FHV	03/97 → 03/01
SUZUKI		
GRAND VITARA I 2.0 HDi 110 16V 4x4	RHW	07/01 → 09/05
GRAND VITARA I 2.0 HDi 110 4x4	RHZ	07/01 → 09/05
GRAND VITARA I 2.0 TD 4x4	RFM	04/00 → 09/05
LIANA 1.4 DDiS	8HY	04/04 →
SX4 I 1.6 DDiS	9HX	04/07 →
VITARA II / III 2.0 HDi	RHP(DW10TD)	12/03 → 12/05
VITARA II / III HDi	RHP(DW10TD)	12/03 → 12/05
TOYOTA		
AYGO I 1.4 HDi	2WZ-TV	07/05 → 08/10
AYGO II 1.2	1PP	05/14 →
COROLLA VIII 1.9	1WZ	09/99 → 10/01
COROLLA VIII 1.9 D	1WZ	02/00 → 01/02
PROACE 1.6 D	3WZ-TV	06/13 → 03/16
PROACE 2.0 D	4WZ-FHV, D5244T13	06/13 → 03/16
VOLVO		
C30 1.6 D	D4164T	10/06 → 12/12
C30 1.6 D2	D4162T	10/10 → 12/12
C30 2.0 D	D4204T	10/06 → 12/12
C70 II 2.0 D	D4204T	01/08 → 10/09
S40 II 1.6 D	D4164T	01/05 → 12/12
S40 II 1.6 D2	D4162T	10/10 → 12/12
S40 II 2.0 CDI	D4204T2	07/05 → 12/06
S40 II 2.0 D	D4204T	01/04 → 12/10
S40 II 2.0 D4	D4204T2	07/05 → 12/12
S40 II 2.4 CDI	D5244T9	03/07 → 12/10
S40 II 2.4 D5	D5244T13, D5244T13	03/06 → 12/10
S60 II DRIVE / D2	D4162T	01/11 → 12/15
S80 II 1.6 D DRIVE	D4164T	01/10 → 12/11
S80 II 1.6 D2	D4162T	01/14 →
S80 II 1.6 DRIVE	D4162T	06/11 →
S80 II 2.0 D	D4204T	02/08 → 03/11
V40 II 1.6 D2	D4162T	09/13 → 12/15
V40 II 1.6 D2 / DRIVE	D4162T	09/13 → 12/15
V40 II D2	D4162T	03/12 →
V50 1.6 D	D4164T	01/05 → 12/11
V50 1.6 D2	D4162T	01/10 → 12/12
V50 2.0 CDI	D4204T2	12/03 → 12/06
V50 2.0 D	D4204T	04/04 → 12/10
V50 2.0 D4	D4204T2	07/05 → 12/06
V50 2.4 D5	D5244T13, D5244T14	03/06 → 12/10
V50 2.4 Tdi	D5244T9	05/07 → 12/10
V60 I 1.6 DRIVE	D4162T	02/11 → 12/15
V70 III 1.6 D	D4164T	07/09 → 12/11
V70 III 1.6 DRIVE / D2	D4162T	04/11 → 12/15
V70 III 2.0 D	D4204T	10/07 → 12/15
V70 III 2.4 D	D5244T14, D7F726	04/07 → 12/10
V70 III D5	D5244T4	04/07 → 12/09
V70 III D5 AWD	D5244T4	04/07 → 12/09
XC70 II D5 AWD	D5244T4	04/07 → 12/09



ENGINE OIL PRESSURE WARNING LIGHT SWITCHES

Adatt./Suitable:

DACIA
60 01 545 330
7700417970
82 00 671 286
GENERAL MOTORS
91 08 194
93 198 197
NISSAN
25240-00QOH
25240-00QAD
25240-BN700
OPEL
44 00 194
44 33 882
9108194
93198197
RENAULT
60 01 545 330
77 00 417 970
82 00 671 286
SUZUKI
37820-84CT0
37820-84CT0-000
VAUXHALL
9108194
93198197

MARKET DIFFUSION: HIGH



P020					Bar
21		M 14 x 1,5			0.20

DACIA			
SOLENZA 1.9 D	F8Q636		02/03 ⇨
NISSAN			
KUBISTAR 1.2	D7F726, F8Q600		08/03 ⇨
KUBISTAR 1.2 16V	D4F730		04/06 ⇨
MICRA III 1.5 dCi	K9K276		06/05 ⇨ 06/10
OPEL			
ARENA 1.9	F8Q600, F9Q770		03/98 ⇨ 04/01
ARENA 1.9 D	F8Q600		01/97 ⇨ 12/01
MOVANO A 1.9 DTI	F9Q770, F8Q692		09/00 ⇨
VIVARO A 2.0 16V	F4R720		08/01 ⇨
VIVARO A 2.0 ECOTEC	F4R820		08/06 ⇨
RENAULT			
CLIO I 1.9 D	F8Q692, K4J712		05/96 ⇨ 02/98
CLIO II 1.4 16V	K4J712, K9K700		08/00 ⇨
CLIO II 1.5 dCi	K9K700, K4M708		06/01 ⇨
CLIO II 1.6	K4M708, K4M742		07/00 ⇨ 02/10
CLIO II 1.6 [ExtraEU]	K4M736		01/04 ⇨ 12/08
CLIO II 1.6 16V	K4M734		10/99 ⇨
CLIO II 1.6 Hi-Flex	K4M742, F8Q630		04/04 ⇨ 02/10
CLIO II 1.6i	K4M736		11/04 ⇨
CLIO II 1.9	F8Q630		09/98 ⇨ 05/01
CLIO II 1.9 D	F8Q630, F9Q780		02/00 ⇨
CLIO II 1.9 DTi	F9Q780, F4R730		02/00 ⇨
CLIO II 2.0 16V	F4R732		06/01 ⇨
CLIO II 2.0 16V Sport	F4R730, F3R742		02/00 ⇨
ESPACE III 1.9 dTi	F9Q722		02/99 ⇨ 10/02
ESPACE III 2.0	F3R742, F4R700		09/01 ⇨ 10/02
ESPACE III 2.0 16V	F4R700, K9K700		10/98 ⇨ 10/02
EXPRESS 1.9	F8Q682		07/95 ⇨ 11/98
EXPRESS 1.9 D	F8Q684		07/95 ⇨ 03/98
EXTRA 1.9	F8Q684		09/94 ⇨ 03/98
KANGOO I 1.5 dCi	K9K700, K4M708		02/01 ⇨
KANGOO I 1.6	K4M730		09/01 ⇨
KANGOO I 1.6 [ExtraEU]	K4M708, K4M708		06/01 ⇨ 03/09
KANGOO I 1.6 16V	K4M708, K4M708		06/01 ⇨
KANGOO I 1.6 16V 4x4	K4M708, F8Q630		02/01 ⇨
KANGOO I 1.6 16V bivalent	K4M850CNG		06/05 ⇨
KANGOO I 1.6 Hi-Flex	K4M850		02/08 ⇨
KANGOO I 1.9	F8Q630, F9Q782		06/97 ⇨ 12/06
KANGOO I 1.9 D	F8Q632		09/99 ⇨ 06/03
KANGOO I 1.9 dCi	F9Q782, F9Q782		07/03 ⇨
KANGOO I 1.9 dCi 4x4	F9Q782, F9Q780		10/01 ⇨
KANGOO I 1.9 dTi	F9Q780, F8Q630		02/00 ⇨
KANGOO I 1.9 RXED	F8Q632		09/99 ⇨ 06/01
KANGOO I D 55 1.9	F8Q662		08/97 ⇨
KANGOO I D 65 1.9	F8Q630, K4M720		08/97 ⇨

RENAULT			
LAGUNA I 1.6 16V	K4M720, F3P674		11/97 ⇨ 03/01
LAGUNA I 1.8	F3P674, F9Q710		06/95 ⇨ 03/01
LAGUNA I 1.8 16V	F4P760		04/98 ⇨ 03/01
LAGUNA I 1.9 dCi	F9Q718		09/99 ⇨ 03/01
LAGUNA I 1.9 dTi	F9Q710, --		10/97 ⇨ 03/01
LAGUNA I 2.0	--, F4R712		11/93 ⇨ 03/01
LAGUNA I 2.0 16V	F4R780		09/99 ⇨ 03/01
LAGUNA II 1.9 dCi	F9Q718		03/01 ⇨ 12/07
LAGUNA II 2.0 16V	F4R712, F9Q772		08/02 ⇨ 12/07
MASTER II 1.9 dCi 80	F9Q772, K4J714		11/01 ⇨
MASTER II 1.9 dTi	F9Q770		09/00 ⇨
MEGANE I 1.4	K4J714, K4J700		04/01 ⇨ 07/03
MEGANE I 1.4 16V	K4J700, K4M700		03/99 ⇨ 08/03
MEGANE I 1.6	K4M700, K4M700		04/01 ⇨ 07/03
MEGANE I 1.6 16V	K4M700, K4M704		05/00 ⇨
MEGANE I 1.6 Bifuel	K4M704, F4P260		03/99 ⇨ 07/03
MEGANE I 1.6 LPG	K4M704		10/00 ⇨ 08/02
MEGANE I 1.8	F4P722		04/01 ⇨ 07/03
MEGANE I 1.8 16V	F4P260, F8Q284		01/01 ⇨ 08/03
MEGANE I 1.9	F8Q284, F8Q622		08/95 ⇨
MEGANE I 1.9 D	F8Q622, F8Q622		09/96 ⇨ 08/03
MEGANE I 1.9 D Eco	F8Q622, F9Q718		01/96 ⇨ 08/03
MEGANE I 1.9 dCi	F9Q718, F9Q738		03/99 ⇨
MEGANE I 1.9 dCi/DTi	F9Q738, F8Q786		10/00 ⇨ 07/03
MEGANE I 1.9 dT	F8Q786		01/96 ⇨ 08/03
MEGANE I 1.9 DT/DTi	F8Q786, F8Q786		09/96 ⇨ 09/00
MEGANE I 1.9 dTi	F8Q786, F3R264		03/97 ⇨
MEGANE I 1.9 TDI	F8Q786		09/96 ⇨ 08/03
MEGANE I 2.0	F3R264, F4R700		08/95 ⇨ 08/03
MEGANE I 2.0 16V	F4R700, F4R746		05/00 ⇨
MEGANE I 2.0 16V IDE	F4R746, F3R791		11/99 ⇨ 08/03
MEGANE I 2.0 i	F3R791, F3R791		01/96 ⇨ 08/03
MEGANE I 2.0 RT	F3R791, K4M700		03/01 ⇨ 02/99
MEGANE SCÉNIC I 1.6 16V	K4M700, F3R791		04/98 ⇨ 10/99
MEGANE SCÉNIC I 1.9 D	F8Q790		03/97 ⇨ 09/99
MEGANE SCÉNIC I 1.9 dT	F8Q786		01/97 ⇨ 09/99
MEGANE SCÉNIC I 1.9 dTi	F9Q734		04/97 ⇨ 09/99
MEGANE SCÉNIC I 2.0 i	F3R791, F8Q648		01/97 ⇨ 09/99
RAPID 1.9	F8Q684		07/95 ⇨ 03/98
RAPID 1.9 D	F8Q648, K4J714		09/94 ⇨ 03/98
SCÉNIC I 1.4 16V	K4J714, K4M700		09/99 ⇨ 08/03
SCÉNIC I 1.6	K4M700, K4M704		03/01 ⇨ 09/03
SCÉNIC I 1.6 16V	K4M712		05/00 ⇨ 08/03
SCÉNIC I 1.6 Bifuel	K4M704, F4P720		03/01 ⇨ 08/03
SCÉNIC I 1.8 16V	F4P720, F8Q788		01/01 ⇨ 08/03
SCÉNIC I 1.8 4x4	F4P722		07/00 ⇨ 04/01
SCÉNIC I 1.9 D	F8Q788, F9Q732		05/97 ⇨ 06/99
SCÉNIC I 1.9 dCi	F9Q732, F9Q732		09/99 ⇨ 08/03
SCÉNIC I 1.9 dCi RX4	F9Q732, F9Q731		11/00 ⇨ 08/03
SCÉNIC I 1.9 dTi	F9Q731, F3R791		02/01 ⇨ 08/03
SCÉNIC I 2.0	F3R791, F4R740		09/99 ⇨ 08/03
SCÉNIC I 2.0 16V	F4R740, F4R744		07/00 ⇨ 08/03
SCÉNIC I 2.0 16V RX4	F4R744, K4J712		06/00 ⇨ 08/03
SPORT SPIDER 2.0 16V	F7R720		03/95 ⇨ 10/99
THALIA I 1.4 16V	K4J712, K9K700		08/00 ⇨
THALIA I 1.5 dCi	K9K700, K4M670		04/02 ⇨
THALIA I 1.6	K4M670, K4J712		01/01 ⇨
THALIA I 1.9 D	F8Q630		02/98 ⇨ 05/01
THALIA II 1.4	K4J712, K4M670		01/09 ⇨ 12/11
THALIA II 1.5 dCi	K9K700		01/09 ⇨
THALIA II 1.6	K4M670, F8Q600		09/08 ⇨ 12/12
TRAFIC I 1.9 D	F8Q600, F4R720		06/97 ⇨ 05/01
TRAFIC II 2.0	F4R720, F8Q600		03/01 ⇨
TRAFIC II 2.0 16V	F4R820		08/06 ⇨

SUZUKI			
SAMURAI 1.9 D	--		09/00 ⇨ 12/04

VAUXHALL			
ARENA 1.9 D	F8Q600, AMF		03/98 ⇨ 08/01
MOVANO A 1.9 DTI	F9Q770		09/00 ⇨ 10/01
VIVARO 2.0 ECOTEC	F4R820		08/06 ⇨ 07/14




ENGINE OIL PRESSURE WARNING LIGHT SWITCHES

Adatt./Suitable:

AUDI
038 919 081 C
038 919 081 H
038 919 081 K
CHRYSLER
68028946AB
K68028946AB
DODGE
68028946AB
K68028946AB
FORD
1 108 808
1 206 977
1M21-9278-AA
XM21-9278-BA
JEEP
68028946AA
68028946AB
K68028946AA
K68028946AB
MITSUBISHI
MN-980250
MN-980277
MOPAR PARTS
68028946AB
PORSCHE
948 606 203 00
948 606 203 01
SEAT
038 919 081
038 919 081 C
038 919 081 K
SKODA
038 919 081
038 919 081 C
038 919 081 D
038 919 081 H
038 919 081 K
VW
038 919 081
038 919 081 C
038 919 081 H
038 919 081 K

MARKET DIFFUSION: HIGH



P022					Bar
24		M 10 x 1			0.70

AUDI			
A1 1.8 TFSI	DAJB		02/15 ⇨ 10/18
A1 S1 quattro	CWZA		03/14 ⇨ 10/18
A3 III 1.8 TFSI	CJSA, CHHB		04/12 ⇨
A3 III 1.8 TFSI quattro	CJSB		08/12 ⇨
A3 III 2.0 quattro	CNTC		11/13 ⇨
A3 III 2.0 TFSI	CHHB, CNTC		01/13 ⇨
A3 III 2.0 TFSI quattro	CNTC, CJXB		05/14 ⇨
A3 III S3 quattro	CJXB, AJM		11/12 ⇨
A2 1.2 TDI	ANY		03/01 ⇨ 08/05
A2 1.4 TDI	AMF, AGR		02/00 ⇨ 08/05
A3 I [USA] 2.0	CBEA		08/09 ⇨
A3 I [USA] 2.0 16V	--		01/06 ⇨ 12/10
A3 I 1.9 TDI	AGR, BKC		08/00 ⇨ 05/03
A3 I 1.9 TDI quattro	ASZ		08/00 ⇨ 05/03
A3 II 1.6 TDI	CAYC		05/09 ⇨ 05/13
A3 II 1.8 TFSI	CDAA		04/08 ⇨ 05/13
A3 II 1.8 TFSI quattro	CDAA		07/08 ⇨ 08/12
A3 II 1.9 TDI	BKC, AZV		05/03 ⇨ 05/10
A3 II 2.0 TDI	AZV, BKD		05/03 ⇨ 05/13
A3 II 2.0 TDI 16V	BKD, BKD		05/03 ⇨ 08/12
A3 II 2.0 TDI 16V quattro	BKD, AZV		08/04 ⇨ 08/12
A3 II 2.0 TDI quattro	AZV, AXA		05/03 ⇨ 08/12
A3 II 2.0 TFSI	CCZA		09/04 ⇨ 05/13
A3 II 2.0 TFSI quattro	AXX, BKC		09/04 ⇨ 08/12
A3 II SPORTBACK 1.8 TFSI quattro	CDAA		07/08 ⇨ 03/13
A3 II SPORTBACK 1.9 TDI	BKC, AZV		09/04 ⇨ 05/10
A3 II SPORTBACK 2.0 TDI	AZV, BKD		09/04 ⇨ 03/13
A3 II SPORTBACK 2.0 TDI 16V	BKD, BKD		09/04 ⇨ 03/13
A3 II SPORTBACK 2.0 TDI 16V quattro	BKD, BMM		11/05 ⇨ 03/13

AUDI		
A3 II SPORTBACK 2.0 TDI quattro	BMM, CJS	01/06 → 03/13
A3 II SPORTBACK 2.0 TFSI	CCZA	09/04 → 03/13
A3 II SPORTBACK 2.0 TFSI quattro	CCZA	09/04 → 03/13
A4 I 1.9 TDI	AVB, BPW	11/00 → 12/04
A4 I 1.9 TDI quattro	AVF	11/01 → 12/04
A4 II 2.0 TDI	BPW, BKE	01/06 → 03/09
A4 I 1.9 TDI	AJM, AJM	03/00 → 09/01
A4 I 1.9 TDI quattro	AJM, AVB	03/00 → 09/01
A4 III 1.9 TDI	BKE, BNA	11/04 → 06/08
A4 III 2.0 TDI	BNB, BLB	11/04 → 06/08
A4 III 2.0 TDI 16V	BLB, BPW	11/04 → 06/08
A4 III 2.0 TDI quattro	BPW, CABA	01/06 → 06/08
A4 IV 1.8 TFSI	CABA, CDHB	11/07 → 12/15
A4 IV 1.8 TFSI quattro	CDHB, CAGA	09/08 → 12/15
A4 IV 2.0 TDI	CAGA, CAGA	11/07 → 12/15
A4 IV 2.0 TDI quattro	CAGA, CAEA	01/08 → 12/15
A4 IV 2.0 TFSI	CAEA, CAEB	06/08 → 12/15
A4 IV 2.0 TFSI flexible fuel	CFKA	11/09 → 12/15
A4 IV 2.0 TFSI flexible fuel quattro	CFKA	11/09 → 12/15
A4 IV 2.0 TFSI quattro	CAEB, CAGA	06/08 → 12/15
A4 IV ALLROAD 2.0 TDI quattro	CAGA, CDNC	04/09 → 05/16
A4 IV ALLROAD 2.0 TFSI quattro	CDNC, CVKB	04/09 → 05/16
A4 V 2.0 TFSI	CVKB, CYMC	05/15 →
A4 V 2.0 TFSI g-tron	CVLA	11/16 →
A4 V 2.0 TFSI quattro	CYMC, CYMC	05/15 →
A4 V ALLROAD 2.0 TFSI quattro	CYMC, CABD	01/16 →
A5 I 1.8 TFSI	CABD, CAGB	10/07 → 01/17
A5 I 2.0 TDI	CAGB, CAEA	08/08 → 01/17
A5 I 2.0 TDI quattro	CAHA	08/08 → 03/12
A5 I 2.0 TFSI	CAEA, CAEB	06/08 → 01/17
A5 I 2.0 TFSI quattro	CAEB, CVKB	06/08 →
A5 II 2.0 TFSI	CVKB, CYMC	09/16 →
A5 II 2.0 TFSI g-tron	CVLA	02/17 →
A5 II 2.0 TFSI quattro	CYMC, AVF	06/16 →
A6 II 1.9 TDI	AVF, BLB	08/01 → 01/05
A6 III 2.0 TDI	BLB, CAEB	07/04 → 08/11
A6 IV 1.8 TFSI	CYGA	09/14 →
A6 IV 2.0 TFSI	CAEB, CAEB	03/11 →
A6 IV 2.0 TFSI hybrid	CHJA	11/11 →
A6 IV 2.0 TFSI quattro	CAEB, CYNB	05/12 →
A7 SPORTBACK 2.0 TFSI	CYPA	09/14 → 05/18
A7 SPORTBACK 2.0 TFSI quattro	CYNB, CCZC	05/15 → 05/18
A8 III 2.0 TFSI hybrid	CHJA	02/12 →
A8 III 2.0 TFSI quattro	CYPA	09/16 →
Q2 2.0 TFSI quattro	CZPB	05/17 →
Q3 2.0 TFSI	CULB	05/15 →
Q3 2.0 TFSI quattro	CCZC, CAGA	06/11 →
Q5 I 2.0 TDI quattro	CAGA, CAEB	11/08 →
Q5 I 2.0 TFSI hybrid quattro	CHJA	06/11 →
Q5 I 2.0 TFSI quattro	CAEB, DAXB	11/08 →
Q5 I 2.0 TFSI quattro [CHN]	CADA	09/09 →
Q5 II 2.0 TFSI quattro	DAXB, CCZA	06/16 →
Q7 II 2.0 TFSI quattro	CYRB	08/15 →
A3 2.0 TFSI [ExtraEU]	CYFB	05/14 → 08/16
TT II 1.8 TFSI	CDA	06/08 → 06/14
TT II 2.0 TDI quattro	CBBB	06/08 → 06/14
TT II 2.0 TFSI	CESA	05/10 → 06/14
TT II 2.0 TFSI quattro	CCZA, CJS	06/08 → 06/14
TT III 1.8 TFSI	CJS, CHHC	08/15 →
TT III 2.0 TFSI	CHC	07/14 →
TT III 2.0 TFSI quattro	CHC, CJXF	07/14 →
TT III 2.0 TFSI quattro	CJXF, ECD	11/14 →
TT 2.0 TFSI [ExtraEU]	CYFB	07/15 →

CHRYSLER

SEBRING III 2.0 CRD	ECD	07/07 → 12/10
---------------------	-----	---------------

DODGE

CALIBER 2.0 CRD	ECD, ECE	02/06 →
JOURNEY 2.0 CRD	ECE, ECD	06/08 →

JEEP

COMPASS 2.0 CRD	ECD, ECD	08/06 →
COMPASS 2.0 CRD 4x4	ECD, ECD	09/06 →
PATRIOT 2.0 CRD	ECD, ECD	02/07 →
PATRIOT 2.0 CRD 4x4	ECD, BSY	02/07 →

MITSUBISHI

GRANDIS 2.0 DI-D	BSY, BKD	09/05 → 03/10
LANCER IX 2.0 DI-D	BKD, ANU	01/08 →
OUTLANDER II 2.0 DI-D	BSY	12/06 → 11/12

PORSCHE

CAYENNE I S 4.5	M48.00	09/02 → 09/07
CAYENNE I Turbo 4.5	M48.50	09/02 → 09/07
CAYENNE I Turbo S 4.5	M48.50S	01/04 → 09/07

SEAT

ALHAMBRA I / II 1.9 TDI	ANU, CCZA	06/00 → 03/10
ALHAMBRA I / II 1.9 TDI 4motion	AUY	06/00 → 03/10
ALHAMBRA I / II 1.9 TDI 4x4	ASZ	06/05 → 11/08
ALHAMBRA I / II 2.0 TDI	BRT	11/05 → 03/10
ALHAMBRA III 2.0 TSI	CCZA, BJB	11/10 →
ALTEA 1.9 TDI	BJB, AZV	04/04 →
ALTEA 2.0 TDI	AZV, BKC	03/04 →
ALTEA 2.0 TDI 16V	BKD	03/04 →
ALTEA 2.0 TDI 16V 4WD	CFHC	10/10 →
ALTEA 2.0 TFSI	CCZB	05/09 →
ALTEA XL 1.9 TDI	BKC, AZV	10/06 →
ALTEA XL 1.9 TDI 4x4	BLS	06/09 → 12/10
ALTEA XL 2.0 TDI	AZV, BMN	11/06 →
ALTEA XL 2.0 TDI 16V	BKD	10/06 →
ALTEA XL 2.0 TDI 4x4	BMN, AEY	06/07 →
ALTEA XL 2.0 TFSI 4x4	CCZB	05/09 →
AROSA 1.4 TDI	AMF	01/00 → 06/04
AROSA 1.7 SDI	AKU	08/97 → 06/04
CORDOBA I 1.9 SDI	AEY, AMF	08/96 → 06/99
CORDOBA II 1.4 TDI	AMF, ASZ	10/02 → 11/09
CORDOBA II 1.9 SDI	ASY	09/02 → 11/09
CORDOBA II 1.9 TDI	ASZ, CDHA	09/02 → 11/09
EXEO 1.8 TSI	CDHA, CAGA	05/10 →
EXEO 2.0 TDI	CAGA, AEY	12/08 →
EXEO 2.0 TFSI	CDND	05/10 →
IBIZA II 1.9 SDI	AEY, AGR	08/96 → 08/99
IBIZA II 1.9 TDI	AGR, AMF	08/99 → 02/02
IBIZA III 1.2	BBM	06/07 → 05/08
IBIZA III 1.2 12V	BXV	05/06 → 11/09
IBIZA III 1.4 TDI	AMF, ASZ	05/02 → 11/09
IBIZA III 1.6 16V	BTS	11/06 → 11/09
IBIZA III 1.9 SDI	ASY	02/02 → 12/05
IBIZA III 1.9 TDI	ASZ, BPX	02/02 → 11/09
IBIZA III 1.9 TDI Cupra R	BPX, CAVF	03/04 → 02/08
IBIZA III 2.0	BBX	04/02 → 11/09
IBIZA IV 1.2 TDI	CFWA	04/10 →
IBIZA IV 1.4 TDI	BMS	07/08 → 06/10
IBIZA IV 1.4 TSI	CAVF, CAYB	02/12 →
IBIZA IV 1.6 TDI	CAYB, BLS	05/09 →
IBIZA IV 1.8 TSI Cupra	DAJA	11/15 →
IBIZA IV 1.9 TDI	BLS, AEY	03/08 →
IBIZA IV 2.0 TDI	CFHD	01/10 →
INCA 1.7 D	AHB	09/96 → 06/03
INCA 1.9 D	AEY, AEY	11/95 → 06/03
INCA 1.9 SDI	AEY, AGR	11/95 → 06/03
LEON I 1.9 SDI	AQM	11/99 → 06/06
LEON I 1.9 TDI	AGR, BKC	09/00 → 06/06
LEON I 1.9 TDI Syncro	ARL	05/02 → 06/06
LEON II 1.9 TDI	BKC, AZV	07/05 → 12/10
LEON II 2.0 TDI	AZV, CJS	07/05 → 12/12
LEON II 2.0 TDI 16V	BKD	07/05 → 12/12
LEON III 1.8 TFSI	CJS	02/13 →
LEON III 1.8 TSI	CJS	02/13 →
LEON III 1.8 TSI 4Drive	CJS, CJS	11/14 →
LEON III 2.0 Cupra	CJXA, CJXA	10/13 →
LEON III 2.0 Cupra 4Drive	CJXC	11/16 →
LEON III 2.0 Cupra R	CJXC	11/17 →
LEON ST 1.8 TFSI	CJS	10/13 →
LEON ST 2.0 Cupra	CJXA, AGR	10/13 →
LEON ST 2.0 Cupra 4Drive	CJXC	11/16 →
TOLEDO II 1.9 TDI	AGR, BJB	10/00 → 05/06
TOLEDO II 1.9 TDI 4Drive	ARL	10/00 → 10/05
TOLEDO III 1.8 TFSI	CDA	01/07 → 05/09
TOLEDO III 1.9 TDI	BJB, AZV	10/04 → 05/09
TOLEDO III 2.0 TDI	AZV, AMF	09/04 → 05/09
TOLEDO III 2.0 TDI 16V	BKD	04/04 → 05/09

SKODA

FABIA I 1.4 TDI	AMF, ATD	04/03 → 03/08
FABIA I 1.9 SDI	ASY	11/99 → 03/08
FABIA I 1.9 TDI	ATD, ASZ	01/00 → 03/08
FABIA I 1.9 TDI RS	ASZ, BMS	06/03 → 03/08
FABIA II 1.4 TDI	BMS, BLS	01/07 → 03/10
FABIA II 1.9 TDI	BLS, AGP	04/07 → 03/10
KODIAQ 1.4 TSI 4x4	CZEA	10/16 →
KODIAQ 2.0 TSI 4x4	CZPA	10/16 →
OCTAVIA I 1.6	AEY	07/98 → 09/04
OCTAVIA I 1.9	AGP, AGP	08/98 → 12/03
OCTAVIA I 1.9 D	AQM	08/00 → 12/03
OCTAVIA I 1.9 SDI	AGP, AGR	06/97 → 12/03
OCTAVIA I 1.9 TDI	AGR, AGR	10/96 → 03/10
OCTAVIA I 1.9 TDI 4x4	AGR, CDA	09/00 → 02/06
OCTAVIA II 1.8 TSI 4x4	CDA, BJB	11/08 → 02/13
OCTAVIA II 1.9 TDI	BJB, BKC	06/04 → 12/10
OCTAVIA II 1.9 TDI 4x4	BKC, AZV	11/04 → 12/10
OCTAVIA II 2.0 4x4	CCZA	11/08 →
OCTAVIA II 2.0 TDI	AZV, AZV	02/04 → 05/10
OCTAVIA II 2.0 TDI 16V	AZV, BMN	02/04 → 05/13

SKODA

OCTAVIA II 2.0 TDI 16V 4x4	CFHC	05/10 → 02/13
OCTAVIA II 2.0 TDI 4x4	BMM	07/06 → 05/10
OCTAVIA II 2.0 TDI RS	BMN, CJS	04/06 → 02/13
OCTAVIA III 1.8 TSI	CJS, CJS	11/12 →
OCTAVIA III 1.8 TSI 4x4	CJS, BMS	11/12 →
OCTAVIA III 2.0 TSI RS	CHHB	11/12 →
ROOMSTER 1.4 TDI	BMS, AXR	07/06 → 03/10
ROOMSTER 1.9 TDI	AXR, AVB	03/06 → 03/10
SUPERB I 1.9 TDI	AVB, --	12/01 → 03/08
SUPERB I 2.0	--, CDA	02/06 →
SUPERB I 2.0 TDI	BSS	10/05 → 03/08
SUPERB II 1.8 [CHN]	CEAA	04/09 →
SUPERB II 1.8 TSI	CDA, CDA	03/08 → 05/15
SUPERB II 1.8 TSI 4x4	CDA, BLS	11/08 → 05/15
SUPERB II 1.9 TDI	BLS, CJS	03/08 → 11/10
SUPERB II 2.0 [CHN]	CGMA	04/09 →
SUPERB II 2.0 TDI	BMP	03/08 → 05/10
SUPERB II 2.0 TDI 16V	BKD	01/09 → 05/15
SUPERB II 2.0 TDI 4x4	CBBB	09/08 → 05/15
SUPERB II 2.0 TSI	CCZA	05/10 → 05/15
SUPERB III 1.8 TSI	CJS, AGR	03/15 →
SUPERB III 2.0 TSI	CHHB	03/15 →
SUPERB III 2.0 TSI 4x4	CJXA	03/15 →
YETI 1.8	CDAB	02/11 →
YETI 1.8 TFSI	CDAB	11/09 →
YETI 1.8 TSI 4x4	CDA	05/09 → 12/17
YETI 2.0 TDI 4x4	CBDB	05/09 → 12/17

VOLKSWAGEN (BR)

GOLF A4 1.9 D	AGR, CPKA	01/00 →
POLO 1.9 SDI	ASY	05/02 →

VW

ARTEON 2.0 TSI	CZPB	05/17 →
ARTEON 2.0 TSI 4motion	DJHC	04/17 →
BEETLE 1.8 TSI	CPKA, CCZA	12/13 →
BEETLE 2.0 TDI	CJAA	04/11 →
BEETLE 2.0 TSI	CCZA, CBTA	04/11 →
BEETLE 2.5	CBTA, AGP	04/11 →
BORA 1.9 SDi	AGP, AGR	10/98 → 05/05
BORA 1.9 TDI	AGR, AGR	05/00 →
BORA 1.9 TDI 4motion	AGR, AEY	05/00 →
CADDY II 1.7 SDI	AHB	07/96 → 09/00
CADDY II 1.9 D	AEY, AEY	11/95 → 01/04
CADDY II 1.9 SDI	AEY, BJB	11/95 → 01/04
CADDY III 1.9 TDI	ALH	09/96 → 01/04
CADDY III 1.9 TDI	BJB, BDJ	04/04 → 08/10
CADDY III 1.9 TDI 4motion	BLS	05/08 → 08/10
CADDY III 2.0 SDI	BDJ, AXB	03/04 → 08/10
CADDY III 2.0 TDI	BMM	09/07 → 08/10
CAMPMOBILE 1.9 TDi	AXB, CDA	03/04 → 11/09
CC 1.8 TSI	CDA, BJJ	11/11 → 12/16
CC 2.0 TSI	CCZB	11/11 → 12/16
CRAFTER 2.5 TDI	BJJ, CBAB	04/06 →
EOS 2.0 TDI	BMM	06/06 → 05/08
EOS 2.0 TDI 16V	CBAB, AGP	05/08 → 08/15
EOS 2.0 TFSI	CCZA	03/06 → 08/15
FOX 1.4 TDI	BNM	04/05 →
FOX 1.9 D	ASY	12/07 →
GOLF IV 1.9 SDi	AGP, AGR	08/97 → 06/06
GOLF IV 1.9 TDI	AGR, AGR	01/00 → 06/06
GOLF IV 1.9 TDI 4motion	AGR, BKC	02/00 → 06/06
GOLF IV 1.9 TDI GTi	ARL	06/01 → 06/06
GOLF IV 2.3 V5	AGZ	08/97 → 10/00
GOLF IV 2.3 V5 4motion	AGZ	12/98 → 10/00
GOLF V 1.9 TDI	BKC, BKC	10/03 → 07/09
GOLF V 1.9 TDI 4motion	BKC, AZV	08/04 → 07/09
GOLF V 2.0 SDI	BKD	01/04 → 11/08
GOLF V 2.0 TDI	AZV, BKD	10/03 →
GOLF V 2.0 TDI 16V	BKD, CCZA	10/03 → 12/13
GOLF V 2.0 TDI 16V 4motion	BKD	08/04 → 11/08
GOLF V 2.0 TDI 4motion	AZV	08/04 → 07/09
GOLF VI 1.8 TSI	CDA	06/09 → 01/11
GOLF VI 1.9 TDI	AGR	07/98 → 04/02
GOLF VI 2.0 GTi	CCZA, BMM	02/09 →
GOLF VI 2.0 TDI	BMM, CHHA	10/08 →
GOLF VI 2.0 TDI 4motion	CBAB	05/09 → 11/12
GOLF VI 2.0 TFSI GTi	CCZB	05/11 →
GOLF VII 1.8 TSI 4motion	CJSB	12/14 →
GOLF VII 2.0 GTI	CHHA, CJXB	04/13 →
GOLF VII 2.0 GTI Clubsport	CJXE	02/16 →
GOLF VII 2.0 GTI Clubsport S	CJXC	09

VW		
JETTA VI 1.8 TSI	CPKA, CPLA	07/14 →
JETTA VI 2.0 -/TFSi	CCZA	10/10 → 07/14
JETTA VI 2.0 TDI	CJAA	02/11 →
JETTA VI 2.0 TSI	CPLA, CBTA	12/12 →
JETTA VI 2.5	CBTA, ANY	04/10 →
LUPO 1.2 TDI 3L	ANY, AXB	07/99 → 07/05
LUPO 1.4 TDI	AMF	01/99 → 07/05
LUPO 1.7 SDI	AKU	09/98 → 07/05
MULTIVAN 1.9 TDI	AXB, ALH	04/03 → 11/09
NEW BEETLE 1.9 TDI	ALH, CDA	02/01 → 09/10
PASSAT IV 1.9 [CHN]	BPZ	04/08 →
PASSAT IV 1.9 TDI	ATJ, BGW	02/00 → 05/05
PASSAT IV 1.9 TDI 4motion	ATJ	08/99 → 05/05
PASSAT IV 2.0 TDI	BGW, CDA	12/03 → 05/05
PASSAT V 1.8 TSI	CDA, BKC	11/09 →
PASSAT V 1.9 TDI	BKC, BMA	03/05 → 11/10
PASSAT V 2.0 BlueTDI	CBAC	01/09 → 11/10
PASSAT V 2.0 FSI	CCZA	07/05 → 11/10
PASSAT V 2.0 TDI	BMA, BKP	03/05 → 11/10
PASSAT V 2.0 TDI 16V	BKP, BKP	03/05 → 11/10
PASSAT V 2.0 TDI 16V 4motion	BKP, BMP	03/05 → 11/10
PASSAT V 2.0 TDI 4motion	BMP, CBTA	03/05 → 11/10
PASSAT V 2.0 TSI	CCZB	11/10 → 12/14
PASSAT V 2.0 TSI 4motion	CCZB	01/12 → 12/14
PASSAT V 2.5 SRE	CBTA, CJS	01/11 →
PASSAT VI 1.8 TSI	CJS, CHHB	02/15 →
PASSAT VI 2.0 TSI	CHHB, AEF	02/15 →
PASSAT VI 2.0 TSI 4motion	CHHB	05/15 →
PASSAT CC 1.8 TSI	CDA, CBAA	06/08 → 01/12
PASSAT CC 2.0 BlueTDI	CBAC	05/09 → 11/10
PASSAT CC 2.0 TDI	CBAA, CBAB	06/08 → 01/12
PASSAT CC 2.0 TDI 4motion	CBAB, CCZA	08/09 → 01/12
PASSAT CC 2.0 TSI	CCZA, ATJ	06/08 → 01/12
PASSAT CASSONE / FURGONATO / PROMISCUO 2.0 TFSi	CCZB	11/10 → 12/14
PASSAT 1.8 TFSi	CDA	08/10 → 12/14
POLO III 1.4 TDI	AMF	10/99 → 09/01
POLO III 1.7 SDI	AKU	11/97 → 09/01
POLO III 1.9 D	AEF, AEF	10/99 → 09/01
POLO III 1.9 SDi	AEF, AGR	05/96 → 09/01
POLO III 1.9 TDi	AGR, AFN	05/97 → 06/05
POLO III 110 1.9 TDI	AFN, AEF	06/98 → 01/02
POLO III 60 1.7 SDI	AKU	08/97 → 10/99
POLO III 64 1.9 D	AEF, AEF	10/94 → 10/99
POLO III 64 1.9 SDI	AEF, AGP	12/95 → 10/99
POLO III 68 1.9 SDI	AGP, AGR	08/99 → 01/02
POLO III 90 1.9 TDI	AGR, AMF	09/96 → 09/01
POLO IV 1.4 TDI	AMF, ASZ	10/01 →
POLO IV 1.9 SDI	ASY	10/01 →
POLO IV 1.9 TDI	ASZ, DAJA	10/01 → 11/09
POLO V 1.8 GTI	DAJA, CBBB	11/14 →
POLO VI 2.0 GTI	CZPC	11/17 →
T-ROC 2.0 TSI 4motion	CZPB	07/17 →
SCIROCCO III 2.0 TDi	CBBB, CCZB	08/08 → 11/17
SCIROCCO III 2.0 TFSi	CCZB	11/09 → 05/14
SCIROCCO III 2.0 TSI	CCZB, ANU	11/09 → 11/17
SHARAN I 1.9 TDI	ANU, AUY	04/00 → 03/10
SHARAN I 1.9 TDI 4motion	AUY, CCZA	04/00 → 03/10
SHARAN I 2.0 TDi	BRT	11/05 → 03/10
SHARAN II 1.8 TSI	CDA	11/11 →
SHARAN II 2.0 TSI	CCZA, CBAA	12/10 →
TERAMONT 2.0 TSi	CXDA	12/17 →
TIGUAN I 1.8 [CHN]	CEAA	12/09 →
TIGUAN I 2.0 [CHN]	CGMA	12/09 →
TIGUAN I 2.0 TDi	CBAB	02/08 →
TIGUAN I 2.0 TDI 4motion	CBAA, CCZB	09/07 →
TIGUAN I 2.0 TFSi 4motion	CCZA	09/07 →
TIGUAN I 2.0 TSI 4motion	CCZB, CHHB	05/11 →
TIGUAN II 2.0 TSI 4motion	CHHB, BAC	01/16 →
TOUAREG I 2.5 R5 TDI	BAC, AVQ	01/03 → 05/10
TOURAN I 1.6	BGU	07/03 → 05/10
TOURAN I 1.9 TDI	AVQ, AZV	02/03 → 05/10
TOURAN I 2.0 TDI	AZV, AET	02/03 → 05/10
TOURAN I 2.0 TDI 16V	BKD	08/03 → 05/10
TOURAN II 1.8 TSI	CJS	11/15 →
TRANSPORTER IV 1.9 TD	ABL	10/92 → 04/03
TRANSPORTER IV 2.4 D	AJA	08/97 → 04/03
TRANSPORTER IV 2.5	AET, AET	11/90 → 06/03
TRANSPORTER IV 2.5 Syncro	AET, ACV	10/92 → 04/03
TRANSPORTER IV 2.5 TDI	ACV, AXB	09/95 → 04/03
TRANSPORTER IV 2.5 TDI Syncro	ACV	09/95 → 04/03
TRANSPORTER V 1.9 TDI	AXB, ANA	04/03 → 11/09

7.0133



1

ENGINE OIL PRESSURE WARNING LIGHT SWITCHES

Adatt./Suitable:

AUDI
028 919 081 G
028 919 081 J

FORD
1 094 738
1 224 852
1 469 773
3M21-9278-AA
6M21-9278-DA
95VW-9278-DA

SEAT
028 919 081 E
028 919 081 G
028 919 081 J

VW
028 919 081 E
028 919 081 G
028 919 081 J



P026					Bar
24	M 10 x 1				0.25

AUDI

A4 I 1.6	ANA, AEB	11/94 → 09/01
A4 I 1.8 T	AEB, AEB	01/95 → 09/01
A4 I 1.8 T quattro	AEB, AGA	01/95 → 09/01
A4 I 2.4	AGA, AGA	03/97 → 09/01
A4 I 2.4 quattro	AGA, AEW	03/97 → 09/01
A8 1.2.8	AAH	03/94 → 03/96
A8 1.2.8 quattro	AAH	03/94 → 03/96
A8 1.3.7	AEW, AEW	07/95 → 12/98
A8 1.3.7 quattro	AEW, ABZ	07/95 → 11/98
A8 1.4.2 quattro	ABZ, AHC	03/94 → 11/98
A8 1.5.8 quattro	AHC, AAA	07/96 → 06/99
CABRIOLET 1.9 TDI	AHU	06/95 → 08/00
CABRIOLET 2.0 E	ABK	01/93 → 07/98

FORD

GALAXY I 2.8 iV6	AAA, AAA	11/95 → 04/00
GALAXY I 2.8 iV6 4x4	AAA, AEX	04/96 → 04/00

SEAT

ALHAMBRA I / II 1.8	AJH	05/98 → 03/10
ALHAMBRA I / II 2.0 i	ADY	04/96 → 03/10
CORDOBA I 1.4	ANX	12/97 → 04/99
CORDOBA I 1.4 i	AEX, AFN	06/94 → 12/02
CORDOBA I 1.6 i	AFT	07/96 → 12/02
CORDOBA I 1.9 SDI	AEY	08/96 → 06/99
CORDOBA I 1.9 TDI	AFN, ABD	08/96 → 12/02
CORDOBA I 2.0 i	AGG	02/93 → 06/99
CORDOBA I 2.0 i 16V	ABF	08/96 → 06/99
IBIZA II 1.4	ANX	12/97 → 04/99
IBIZA II 1.4 i	ABD, AFN	09/93 → 02/02
IBIZA II 1.6 i	AFT	04/96 → 02/02
IBIZA II 1.9 SDI	AEY	08/96 → 08/99
IBIZA II 1.9 TDI	AFN, AEX	08/96 → 12/97
IBIZA II 2.0 i	AGG	03/93 → 08/99
IBIZA II 2.0 i 16V	ABF	08/96 → 08/99
INCA 1.4 i	AEX, AQP	11/95 → 06/03
INCA 1.7 D	AHB	09/96 → 06/03
INCA 1.9 D	AEY	11/95 → 06/03
INCA 1.9 SDI	AEY	11/95 → 06/03
LEON I 2.8	BDE	05/02 → 06/04
LEON I 2.8 Cupra 4	AUE	02/01 → 06/06

VW

BORA 2.8 V6 4motion	AQP, AEX	03/99 → 05/05
BORA 2.8 VR6	AUE	03/00 → 05/00
CADDY II 1.4	AEX, 1Z	11/95 → 01/04
CADDY II 1.7 SDI	AHB	07/96 → 09/00
CADDY II 1.9 TDI	1Z, AEX	09/96 → 01/04
CADDY II 60 1.4	AEX, AFT	11/95 → 01/04
GOLF IV 1.6	AFT, AFN	06/98 → 06/02
GOLF IV 1.9 TDI	AFN, AGG	06/98 → 06/02
GOLF IV 2.0	AGG, AQP	06/98 → 06/02
GOLF IV 2.8 V6 4motion	AQP, AQP	05/99 → 06/06
GOLF IV 2.8 VR6 4motion	AQP, AHD	03/99 → 06/05
LT II 2.5 SDI	AGX	07/96 → 07/06

VW		
LT II 2.5 TDI	AHD, AEX	05/01 → 08/99
POLO III 1.4	AEX, 1F	05/97 → 09/01
POLO III 1.6	1F, AFN	05/96 → 12/98
POLO III 1.7 SDi	AKW	11/97 → 08/99
POLO III 1.9 SDi	AEY	05/96 → 08/99
POLO III 1.9 TDI	AFN, AEX	01/97 → 09/01
POLO III 100 1.6	AFT	12/95 → 09/01
POLO III 54 1.4	ANX	01/98 → 08/99
POLO III 60 1.4	AEX, 1F	12/95 → 09/01
POLO III 64 1.9 D	1Y	01/96 → 10/96
POLO III 64 1.9 SDI	AEY	12/95 → 08/99
POLO III 75 1.6	1F, AHU	11/95 → 09/97
POLO III 90 1.8	ADD	01/97 → 09/01
POLO III 90 1.9 TDI	AHU, AJH	09/96 → 09/01
SHARAN I 1.8 T 20V	AJH, AAA	09/97 → 03/10
SHARAN I 1.9 TDI	ANU	09/95 → 03/10
SHARAN I 2.0	ADY	09/95 → 03/10
SHARAN I 2.8 VR6	AAA, AAA	09/95 → 04/00
SHARAN I 2.8 VR6 Syncro	AAA, BDB	11/96 → 04/00
TRANSPORTER IV 2.0	AAC	07/90 → 04/03

7.0134



1

ENGINE OIL PRESSURE WARNING LIGHT SWITCHES

Adatt./Suitable:

AUDI
038 919 081 B
038 919 081 F
038 919 081 M
038 919 081 P
06A 919 081

FORD
1 100 767
1 224 914

PORSCHE
955 606 091 10

SEAT

038 919 081 B
038 919 081 F
038 919 081 M
06A 919 081

SKODA

038 919 081 B
038 919 081 F
038 919 081 M
038 919 081 P
06A 919 081

VW

038 919 081 B
038 919 081 F
038 919 081 G
038 919 081 M
038 919 081 P
06A 919 081

MARKET DIFFUSION: MEDIUM



P022					Bar
24	M 10 x 1				0.90

AUDI

A3 I [USA] 3.2 24V	CBRA	07/08 → 05/09
A3 I [USA] 3.2 24V AWD	--	01/06 → 12/09
A3 II 3.2 V6 quattro	BDB, BDB	07/03 → 05/09
A3 II SPORTBACK 3.2 V6 quattro	BDB, 1Z	09/04 → 05/09
A4 I 2.5 TDI	AYM, AKE	08/01 → 12/05
A4 II 2.5 TDI quattro	AKE, ASB	11/00 → 12/04
A4 II 2.7 TDI	BPP	06/06 → 03/09
A4 II 3.0 TDI quattro	ASB, BPP	01/06 → 03/09
A4 I 1.9 DUO	AHU	03/98 → 09/01
A4 I 1.9 TDI	1Z, AFN	01/95 → 09/01
A4 I 1.9 TDI quattro	AFN, AFB	09/96 → 09/01
A4 I 2.5 TDI	AFB, AFB	09/97 → 09/01
A4 I 2.5 TDI quattro	AFB, AYM	09/97 → 09/01
A4 III 2.5 TDI	BDG	11/04 → 05/06
A4 III 2.7 TDI	BPP, ASB	11/05 → 06/08
A4 III 3.0 TDI quattro	ASB, CAMA	11/04 → 06/08
A4 IV 2.7 TDI	CAMA, CAPA	11/07 → 03/12
A4 IV 3.0 TDI quattro	CAPA, CAKA	11/07 → 03/12
A4 IV 3.0 TFSi quattro	CMUA	02/12 → 12/15

AUDI			
A4 IV 3.2 FSI	CALA	09/08 → 03/12	
A4 IV 3.2 FSI quattro	CALA	11/07 → 03/12	
A4 IV S4 quattro	CAKA, CAMA	11/08 → 12/15	
A4 IV ALLROAD 3.0 TDI quattro	CCWA	04/09 → 01/12	
A5 I 2.7 TDI	CAMA, CAPA	06/07 → 01/17	
A5 I 3.0 TDI quattro	CAPA, CHMB	06/07 → 03/12	
A5 I 3.0 TFSI quattro	CHMB, CAKA	08/11 →	
A5 I 3.2 FSI	CALA	06/07 → 03/12	
A5 I 3.2 FSI quattro	CALA	06/07 → 03/12	
A5 I S5 quattro	CAKA, AFB	06/09 → 01/17	
A6 II 1.8	ARH	07/97 → 01/05	
A6 II 1.9 TDI	AJM	07/00 → 01/05	
A6 II 2.5 TDI	AFB, AFB	02/00 → 01/05	
A6 II 2.5 TDI quattro	AFB, BPP	02/00 → 01/05	
A6 III 2.7 TDI	BPP, BPP	11/04 → 08/11	
A6 III 2.7 TDI quattro	BPP, BDX	11/04 → 08/11	
A6 III 2.8 FSI	BDX, BDX	11/06 → 08/11	
A6 III 2.8 FSI quattro	BDX, ASB	06/07 → 08/11	
A6 III 3.0 TDI	ASB	06/06 → 08/11	
A6 III 3.0 TDI quattro	ASB, CAJA	05/04 → 08/11	
A6 III 3.0 TFSI quattro	CAJA, CHVA	10/08 → 08/11	
A6 III 3.2 FSI	CALA	05/09 → 03/11	
A6 IV 2.8 FSI	CHVA	11/10 → 04/15	
A6 IV 2.8 FSI quattro	CHVA, CGWB	11/10 →	
A6 IV 3.0 TFSI	CREH	09/14 →	
A6 IV 3.0 TFSI quattro	CGWB, CGWD	11/10 →	
A7 2.8 FSi	CHVA	02/11 → 03/15	
A7 3.0 TFSi	CGWD, CHVA	11/11 → 03/15	
A7 SPORTBACK 2.5 FSI	CLXB	05/12 →	
A7 SPORTBACK 2.8 FSI quattro	CHVA, CGWB	10/10 → 05/18	
A7 SPORTBACK 2.8 TFSi	CVPA	09/14 →	
A7 SPORTBACK 3.0 TFSi	CREH	05/14 →	
A7 SPORTBACK 3.0 TFSI quattro	CGWB, AFB	10/10 → 05/18	
A7 SPORTBACK S7 quattro	CTGE	07/14 → 05/18	
A8 I 2.5 TDI	AFB, AFB	09/00 → 09/02	
A8 I 2.5 TDI quattro	AFB, CGXC	09/00 → 09/02	
A8 I 3.0 TFSi	CGXC, BDX	06/10 → 04/14	
A8 I 3.3 TDI quattro	AKF	06/00 → 09/02	
A8 II 2.8 FSI	BDX, ASB	08/07 → 07/10	
A8 II 3.0 TDI quattro	ASB, BMC	08/03 → 07/10	
A8 II 4.0 TDI quattro	ASE	05/03 → 07/05	
A8 II 4.2 TDI quattro	BMC, CPAA	01/05 → 07/10	
A8 III 2.5 TFSi	CPAA, CGWA	06/12 →	
A8 III 3.0 TFSI quattro	CGWA, CDSB	07/10 →	
A8 III 4.2 TDI quattro	CDSB, AKE	11/09 →	
ALLROAD 2.5 TDI quattro	AKE, CCWA	05/00 → 08/05	
CABRIOLET 1.9 TDI	AHU	06/95 → 08/00	
Q5 I 3.0 TDI quattro	CCWA, CTUC	11/08 →	
Q5 I 3.0 TFSI quattro	CTUC, CTUD	06/12 →	
Q5 I 3.2 FSI quattro	CALB	11/08 →	
Q5 I SQ5 TFSI quattro	CTUD, BUG	05/13 →	
Q7 I 3.0 TDI	CATA	06/09 → 05/12	
Q7 I 3.0 TDI quattro	BUG, CJTB	03/06 → 08/15	
Q7 I 3.0 TFSI quattro	CJTB, BTR	05/10 → 08/15	
Q7 I 4.2 TDI quattro	BTR, BHE	03/07 → 08/15	
Q7 I 6.0 TDI quattro	CCGA	09/08 → 05/14	
TT I 3.2 VR6 quattro	BHE, MCU.DB	07/03 → 06/06	
TT II 3.2 V6 quattro	BUB	08/06 → 06/10	

PORSCHE

CAYENNE I 3.0 TDI	M05.9D	02/09 → 09/10
CAYENNE I GTS 4.8	M48.01	10/07 → 09/10
CAYENNE I S 4.8	M48.01	02/07 → 09/10
CAYENNE I Turbo S 4.5	M48.50T	03/06 → 09/07
CAYENNE I Turbo S 4.8	M48.51	02/07 → 09/10
CAYENNE II 3.0 Diesel	M05.9E	06/10 →
CAYENNE II 4.2 S Diesel	MCU.DB, 1Y	10/12 →

SEAT

CORDOBA I 1.9 D	1Y, AFN	02/93 → 08/96
CORDOBA I 1.9 TDI	AFN, AST	08/96 → 12/02
IBIZA II 1.0 16V	AST, 1Y	10/99 → 02/02
IBIZA II 1.9 D	1Y, AFN	04/93 → 08/96
IBIZA II 1.9 TDI	AFN, --	08/96 → 12/97
INCA 1.9 D	1Y	11/95 → 06/03
INCA 1.9 SDI	1Y	11/95 → 06/03
LEON I 2.3 V5	AGZ	10/98 → 11/00
TOLEDO II 2.3 V5	AGZ	10/98 → 11/00

SKODA

SUPERB I 2.0	--, AYM	02/06 →
SUPERB I 2.5 TDI	AYM, --	12/01 → 03/08
SUPERB II 3.6 FSI 4x4	--, 1Z	11/08 → 05/15
SUPERB II 3.6 V6 4x4	CDVA	10/09 → 05/15

VW

BORA 1.9 TDI	AJM	12/98 → 01/02
BORA 1.9 TDI 4motion	AJM	02/99 → 06/01
BORA 2.3 V5	AGZ	10/98 → 10/00

VW			
BORA 2.3 V5 4motion	AGZ	12/98 → 10/00	
CADDY II 1.9 D	1Y	11/95 → 01/04	
CADDY II 1.9 SDI	1Y	11/95 → 01/04	
CADDY II 1.9 TDI	1Z, AXD	09/96 → 01/04	
CAMPOMOBILE 2.5 TDi	AXD, BUB	03/04 → 11/09	
CARAVELLE 2.0 EcoFuel	AXACNG	01/06 → 03/14	
CC 3.6 FSI	CNNA	11/11 →	
CC 3.6 FSI 4motion	BWS	11/11 → 12/16	
EOS 3.2 V6	BUB, AEH	06/06 → 05/09	
EOS 3.6 V6	CDVA	05/09 → 11/10	
GOLF IV 1.6	AEH, AFN	08/97 → 05/04	
GOLF IV 1.8	AGN	08/97 → 06/05	
GOLF IV 1.8 T	AGU	08/97 → 06/05	
GOLF IV 1.9 TDi	AFN, AJM	06/98 → 06/02	
GOLF IV 1.9 TDI 4motion	AJM, BFH	05/99 → 06/01	
GOLF IV 2.3 V5	AGZ	08/97 → 06/06	
GOLF IV 2.3 V5 4motion	AGZ	12/98 → 06/06	
GOLF IV 3.2 R32 4motion	BFH, BUB	09/02 → 06/05	
GOLF V 3.2	BUB, BUB	09/05 → 11/08	
GOLF V 3.2 R32 4motion	BUB, AXD	11/05 → 11/08	
MULTIVAN 2.0	AXA	11/03 → 08/15	
MULTIVAN 2.5 TDI	AXD, AXD	04/03 → 11/09	
MULTIVAN 2.5 TDI 4motion	AXD, BDL	07/04 → 11/09	
MULTIVAN 3.2 V6	BDL, BKK	02/04 → 11/09	
MULTIVAN 3.2 V6 4motion	BKK, BLV	07/04 → 11/09	
PASSAT IV 1.9 TDI	AFN, AFN	10/96 → 11/00	
PASSAT IV 1.9 TDI 4motion	AJM	08/99 → 11/00	
PASSAT IV 1.9 TDI Syncro	AJM	11/97 → 09/00	
PASSAT IV 1.9 TDI Syncro/4motion	AFN, AKN	10/96 → 11/00	
PASSAT IV 2.3 VR5	AGZ	10/96 → 11/00	
PASSAT IV 2.5 TDI	AKN, AKN	11/00 → 05/05	
PASSAT IV 2.5 TDI 4motion	AKN, BMK	11/00 → 05/05	
PASSAT 2.3 VR5	AGZ	05/97 → 08/00	
PASSAT 3.6 FSi	BWS	01/11 → 12/14	
PASSAT V 3.2 FSI 4motion	AXZ	11/05 → 11/10	
PASSAT V 3.6 FSI	BLV	06/05 →	
PASSAT V 3.6 FSI 4motion	BLV	09/05 → 12/14	
PASSAT V 3.6 R36 4motion	BWS	04/07 → 11/10	
PASSAT CC 3.6 FSI	BLV, BLV	06/08 →	
PASSAT CC 3.6 FSI 4motion	BLV, AFN	06/08 → 01/12	
PHAETON 3.0 V6 TDI 4motion	BMK, CHNA	09/04 → 03/16	
PHAETON 3.6 V6 4motion	CHNA, AFN	11/08 → 03/16	
POLO III 1.7 SDI	AHG	04/97 → 09/01	
POLO III 1.9 D	AEF	10/99 → 09/01	
POLO III 1.9 SDI	AEF	10/99 → 09/01	
POLO III 1.9 TDI	AFN, AHU	01/97 → 09/01	
POLO III 60 1.7 SDI	AKU	08/97 → 10/99	
POLO III 64 1.9 D	1Y	01/96 → 10/96	
POLO III 64 1.9 D	AEF	10/94 → 10/99	
POLO III 64 1.9 SDI	AEF	07/96 → 10/99	
POLO III 90 1.9 TDI	AHU, BUN	09/96 → 09/01	
SHARAN I 1.9 TDI	ANU	09/95 → 03/10	
TOUAREG I 3.0 TDI	BUN, BKS	04/06 → 05/10	
TOUAREG I 3.0 V6 TDI	BKS, CASA	11/04 → 05/10	
TOUAREG II 3.0 TFSI	CYJA	01/15 →	
TOUAREG II 3.0 V6 TDI	CASA, CGEA	01/10 → 03/18	
TOUAREG II 3.0 V6 TSI	CJTA	08/10 → 03/18	
TOUAREG II 3.0 V6 TSI Hybrid	CGEA, AXACNG	04/10 → 03/18	
TOUAREG II 4.2 V8 TDI	CKDA	01/10 → 03/18	
TRANSPORTER V 2.0	AXA	11/03 → 08/15	
TRANSPORTER V 2.0 EcoFuel	AXACNG, AXD	11/03 → 08/15	
TRANSPORTER V 2.5 TDI	AXD, AXD	04/03 → 11/09	
TRANSPORTER V 2.5 TDI 4motion	AXD, BDL	04/04 → 11/09	
TRANSPORTER V 3.2	BDL	03/04 → 06/05	
TRANSPORTER V 3.2 4motion	BDL, BDL	11/03 → 11/09	
TRANSPORTER V 3.2 V6	BDL, BKK	04/03 → 11/09	
TRANSPORTER V 3.2 V6 4motion	BKK, AEH	11/03 → 11/09	

ENGINE OIL PRESSURE WARNING LIGHT SWITCHES

Adatt./Suitable:

AUDI

06A 919 081 A
06A 919 081 D
06A 919 081 E
06A 919 081 F
06A 919 081 J

BENTLEY

06A 919 081 E
06A 919 081 F

FORD

1 094 739
1 428 055
1M21-9278-BA
95VW-9278-EA

PORSCHE

955 606 091 00
955 606 091 01

SEAT

06A 919 081 A
06A 919 081 D
06A 919 081 E
06A 919 081 F
06A 919 081 J

SKODA

06A 919 081 A
06A 919 081 D
06A 919 081 E
06A 919 081 F
06A 919 081 J

VW

06A 919 081 A
06A 919 081 D
06A 919 081 E
06A 919 081 F
06A 919 081 J

MARKET DIFFUSION: HIGH



P022					Bar
	24	M 10 x 1			1.40

AUDI

A3 I 1.6	AEH, AGN	08/00 → 05/03
A3 I 1.8	AGN, AGU	09/96 → 05/03
A3 I 1.8 T	AGU, AGU	12/96 → 05/03
A3 I 1.8 T quattro	AGU, AMK	12/96 → 05/03
A3 I S3 quattro	AMK, BGU	10/01 → 05/03
A3 II 1.6	BGU, CCSA	05/03 → 08/12
A3 II 1.6 E-Power	CCSA, BYT	01/11 → 08/12
A3 II 1.8 TFSI	BYT, BGU	11/06 → 05/13
A3 II 2.0 TFSI	CAWB	09/04 → 05/13
A3 II 2.0 TFSI quattro	CTTA	09/04 → 08/12
A3 II SPORTBACK 1.6	BGU, CCSA	09/04 → 03/13
A3 II SPORTBACK 1.6 E-Power	CCSA, BYT	01/11 → 03/13
A3 II SPORTBACK 1.8 TFSI	BYT, CAWB	11/06 → 03/13
A3 II SPORTBACK 2.0 TFSI	CAWB, ADP	09/04 → 03/13
A4 II 1.6	ALZ	11/00 → 12/04
A4 II 1.8 T	AMB, AMB	11/00 → 03/09
A4 II 1.8 T quattro	AMB, AMM	11/00 → 03/09
A4 II 2.0	ALT	11/00 → 12/05
A4 II 2.0 FSI	AWA	07/02 → 12/04
A4 II 2.4	AMM, ASN	09/01 → 12/05
A4 II 3.0	ASN, ASN	11/00 → 12/05
A4 II 3.0 quattro	ASN, BBK	11/00 → 12/05
A4 II RS4 quattro	BNS	06/06 → 03/09
A4 II S4 quattro	BBK	03/03 → 03/09
A4 I 1.6	ADP, ADR	07/00 → 09/01
A4 I 1.8	ADR, ADR	11/94 → 09/01
A4 I 1.8 quattro	ADR, AEB	01/95 → 09/01
A4 I 1.8 T	AEB, AEB	01/95 → 09/01
A4 I 1.8 T quattro	AEB, AML	01/95 → 09/01
A4 I 2.4	AML, AML	03/97 → 09/01
A4 I 2.4 quattro	AML, ACK	03/97 → 09/01
A4 I 2.8	ACK, ACK	10/96 → 09/01
A4 I 2.8 quattro	ACK, ASJ	10/96 → 09/01
A4 I RS4 quattro	ASJ, AGB	05/00 → 09/01
A4 I S4 quattro	AGB, AMB	09/97 → 09/01
A4 III 1.6	ALZ	11/04 → 06/08
A4 III 1.8 T	BFB	11/04 → 06/08
A4 III 1.8 T quattro	BFB	11/04 → 06/08

AUDI		
A4 III 2.0	ALT	11/04 → 06/08
A4 III 3.0	BBJ	11/04 → 05/06
A4 III 3.0 quattro	BBJ	11/04 → 07/06
A4 III RS4 quattro	BNS	09/05 → 06/08
A4 III S4 quattro	BBK, AEB	11/04 → 06/08
A6 II 1.8 T	AEB, AEB	01/97 → 01/05
A6 II 1.8 T quattro	AEB, AFN	02/97 → 01/05
A6 II 1.9 TDI	ALN, AGA	04/97 → 04/01
A6 II 2.0	AFN	08/01 → 01/05
A6 II 2.4	AGA, AGA	08/01 → 01/05
A6 II 2.4 quattro	AGA, ARE	08/01 → 01/05
A6 II 2.7 T quattro	ARE, ACK	08/01 → 01/05
A6 II 2.8	ACK, ACK	02/97 → 01/05
A6 II 2.8 quattro	ACK, ASN	02/97 → 01/05
A6 II 3.0	ASN, ASN	06/01 → 01/05
A6 II 3.0 quattro	ASN, ARS	06/01 → 01/05
A6 II 4.2 quattro	ARS, ANK	11/98 → 01/05
A6 II RS6 plus quattro	BRV	04/04 → 01/05
A6 II RS6 quattro	BCY	07/02 → 01/05
A6 II S6 quattro	ANK, AQH	09/99 → 01/05
A6 III 3.0	BBJ	08/04 → 05/06
A6 III 3.0 [CHN]	BBJ	04/05 →
A6 III 3.0 quattro	BBJ	05/04 → 05/06
A6 III 4.2 FSI quattro	BVJ	05/06 → 08/11
A6 III 4.2 quattro	BAT	05/04 → 05/06
A6 III S6 quattro	BXA	03/06 → 08/11
A8 I 6.0 W12 quattro	AZC	01/01 → 09/02
A8 I S8 quattro	AQH, AYS	06/99 → 09/02
A8 II S8 quattro	AYS, ASN	09/00 → 09/02
A8 II 3.0	ASN, ASN	07/03 → 05/06
A8 II 3.0 quattro	ASN, BHT	07/03 → 05/05
A8 II 3.7 quattro	BFL	10/02 → 05/06
A8 II 4.2 FSI quattro	BVJ	06/06 → 07/10
A8 II 4.2 quattro	BFM	10/02 → 07/10
A8 II 6.0 W12 quattro	BHT, BSM	12/03 → 07/10
A8 II S8 quattro	BSM, ARE	06/06 → 07/10
ALLROAD 2.7 T quattro	ARE, ABC	05/00 → 08/05
ALLROAD 4.2 V8 quattro	BAS	07/02 → 08/05
CABRIOLET 2.6	ABC, AJQ	06/93 → 08/00
CABRIOLET 2.8	AAH	11/92 → 08/00
Q3 2.0 TFSI	CCTA	10/13 →
Q3 2.0 TFSI [ExtraEU]	CCTA	03/15 →
Q7 I 3.6 FSI quattro	BHK	08/06 → 05/10
Q7 I 4.2 FSI quattro	BAR	03/06 → 05/10
TT I 1.8	AJQ, AJQ	10/98 → 06/06
TT I 1.8 T	AJQ, AJQ	01/01 → 06/06
TT I 1.8 T quattro	AJQ, BEB	02/00 → 06/06
TT II 2.0 TFSI	CCTA	08/06 → 06/10

BENTLEY		
CONTINENTAL 6.0	BEB, BEB	06/03 →
CONTINENTAL 6.0 AWD	BEB, CVAA	12/06 →
CONTINENTAL 6.0 CS ISR	CKHE	03/11 →
CONTINENTAL 6.0 FLEX	CVAA, CKHA	09/12 →
CONTINENTAL 6.0 FLEX AWD	CKHA, CKHB	03/10 →
CONTINENTAL 6.0 FlexFuel	CKHB, BWRB	01/10 → 12/13
CONTINENTAL 6.0 Flexfuel [ExtraEU]	BWRB, BWRA	08/09 → 12/13
CONTINENTAL 6.0 ISR Flexfuel	CKHE	03/11 → 12/12
CONTINENTAL 6.0 Speed [ExtraEU]	DBDD	05/16 →
CONTINENTAL 6.0 Super-sports AWD	DJLA	09/17 →
CONTINENTAL 6.0 Trazione integrale	BWRA, BWR	08/07 →
CONTINENTAL FLYING SPUR 6.0	BWR, BEB	03/05 →
CONTINENTAL FLYING SPUR 6.0 FLEX	BEB, MO2.2Y	03/05 →
FLYING SPUR 6.0	CVAA	03/13 →
FLYING SPUR W12 S 6.0	DBDE	11/16 →

PORSCHE		
CAYENNE I 3.2	MO2.2Y, AJH	08/03 → 09/07
CAYENNE I 3.6	M55.01	02/07 → 09/10

SEAT		
ALHAMBRA I / II 1.8	AJH, AUE	05/98 → 03/10
ALHAMBRA I / II 2.0 i	ATM	04/96 → 03/10
ALHAMBRA I / II 2.8 V6	AUE, AUE	06/00 → 03/10
ALHAMBRA I / II 2.8 V6 4motion	AUE, BGU	06/00 → 03/10
ALTEA 1.6	BGU, BYT	03/04 →
ALTEA 1.6 LPG	CHGA	09/09 →
ALTEA 1.6 Multifuel	CMXA	11/10 → 05/11
ALTEA 1.8 TFSI	BYT, BGU	01/07 →
ALTEA 2.0 TDI	BMM	11/05 →
ALTEA XL 1.6	BGU, BSE	10/06 →
ALTEA XL 1.6 LPG	CHGA	09/09 →
ALTEA XL 1.6 Multifuel	BSE, BYT	10/06 →
ALTEA XL 1.8 TFSI	BYT, BMM	01/07 →

SEAT		
ALTEA XL 2.0 TDI	BMM	10/06 →
ALTEA XL 2.0 TDI 4x4	BMM, AZL	06/07 →
CORDOBA I 1.6 i	AKL	07/96 → 10/02
CORDOBA I 1.8 T 20V Cupra	AQX	07/00 → 10/02
CORDOBA II 2.0	AZL, AEH	09/02 → 11/09
EXEO 1.6	ALZ	03/09 → 09/10
EXEO 1.8 T	CFMA	12/08 → 05/10
IBIZA II 1.6	AEH, BBU	08/99 → 02/02
IBIZA III 1.8 T Cupra R	BBU, BJX	01/04 → 02/08
IBIZA III 1.8 T FR	BJX, BXW	12/03 → 05/08
IBIZA III 2.0	AZL	04/02 → 11/09
IBIZA IV 1.2	CGPB	07/09 →
IBIZA IV 1.2 LPG	BZG	03/08 →
IBIZA IV 1.2 TDi	CFWA	05/10 →
IBIZA IV 1.2 TSI	CBZB	09/10 →
IBIZA IV 1.4	BXW, CAVF	07/08 →
IBIZA IV 1.4 LPG	BXW	03/08 → 05/11
IBIZA IV 1.4 TSI	CAVF, AHW	02/12 →
IBIZA IV 1.6	BTS	05/08 →
IBIZA IV 1.6 LPG	CNKA	05/11 →
IBIZA IV 2.0	CEKA	10/08 →
LEON I 1.4 16V	AHW, AEH	11/99 → 06/06
LEON I 1.6	AEH, AGN	10/05 → 06/06
LEON I 1.8 20V	AGN, APP	11/99 → 06/06
LEON I 1.8 20V T	APP, AJQ	11/99 → 06/06
LEON I 1.8 20V T 4	AJQ, AMK	11/99 → 06/06
LEON I 1.8 T Cupra R	AMK, AHF	02/02 → 06/06
LEON I 1.8 Turbo 4x4	AMK	05/02 → 05/03
LEON I 1.9 TDI	AHF, BSE	11/99 → 06/06
LEON I 2.3 V5	AGZ	10/98 → 11/00
LEON I 2.3 VR5	AQN	09/00 → 11/03
LEON II 1.4 16V	CGGB	06/06 → 12/12
LEON II 1.6	BSE, BSE	07/05 → 12/12
LEON II 1.6 LPG	CHGA	12/09 → 12/12
LEON II 1.6 MultiFuel	BSE, BZB	11/10 → 12/12
LEON II 1.6 TDI	CAYB	11/10 → 12/12
LEON II 1.8 TSI	BZB, AEH	06/07 → 12/12
LEON II 2.0 TDI	BMM	10/05 → 10/10
TOLEDO II 1.6	AEH, AGN	10/98 → 07/04
TOLEDO II 1.8 20V	AGN, APP	10/98 → 07/04
TOLEDO II 1.8 20VT	APP, BGU	09/00 → 07/04
TOLEDO II 1.8 4x4	AJQ	05/01 → 04/04
TOLEDO II 2.3 V5	AGZ	10/98 → 11/00
TOLEDO II 2.3 V5 20V	AQN	09/00 → 11/03
TOLEDO III 1.6	BGU, BYT	10/04 → 05/09
TOLEDO III 1.8 TFSI	BYT, AEH	01/07 → 05/09
TOLEDO III 2.0 TDI	BMM	11/05 → 05/09

SKODA		
FABIA I 2.0	AZL	12/99 → 03/08
OCTAVIA I 1.6	AEH, AGU	02/97 → 12/10
OCTAVIA I 1.8	AGN	09/96 → 07/00
OCTAVIA I 1.8 T	AGU, AEG	08/97 → 12/10
OCTAVIA I 1.8 T 4x4	ARX	05/01 → 05/06
OCTAVIA I 2.0	AEG, AZH	04/99 → 05/07
OCTAVIA I 2.0 4x4	AZH, BGU	08/00 → 09/04
OCTAVIA I RS 1.8 T	AUQ	05/01 → 01/06
OCTAVIA II 1.6	BGU, BSE	06/04 → 06/13
OCTAVIA II 1.6 LPG	BSE, BXX.	08/09 → 11/12
OCTAVIA II 1.6 MultiFuel	CCSA	01/08 → 06/13
OCTAVIA II 1.8 [CHN]	BYJ	04/07 →
OCTAVIA II 2.0 [CHN]	BXX., AMX	04/07 →
SUPERB I 1.8 T	AWT	12/01 → 03/08
SUPERB I 2.0	AZM	12/01 → 03/08
SUPERB I 2.8 V6	AMX, CBFA	12/01 → 03/08
SUPERB II 1.8 TSI	BZB	03/08 → 05/15

VOLKSWAGEN (BR)		
GOLF A4 1.6i	AKL	10/99 →
GOLF A4 1.8i Turbo 20v	AGU	10/99 →
GOLF A4 2.0i	APK	08/99 →
POLO 2.0	BBX	05/02 →

VW		
AMAROK 2.0 TSI	CFPA	12/10 →
BEETLE 2.0 TSI	CBFA, AEH	04/11 →
BORA 1.6	AEH, AGU	08/00 → 05/05
BORA 1.6 16V	AZD	02/00 → 05/05
BORA 1.8	AGN	10/98 → 05/05
BORA 1.8 4motion	AGN	02/99 → 05/05
BORA 1.8 T	AGU, APK	05/00 → 05/05
BORA 2.0	APK, AZH	10/98 → 05/05
BORA 2.0 4motion	AZH, AGZ	04/00 → 05/05
BORA 2.3 V5	AGZ, AGZ	10/00 → 05/05
BORA 2.3 V5 4motion	AGZ, AQP	10/00 → 05/05
BORA 2.8 V6 4motion	AQP, BGU	03/99 → 05/05
BORA 2.8 VR6	AUE	03/00 → 05/00
CADDY III 1.6	BGU, BSF	04/04 → 05/15
CADDY III 1.6 BiFuel	BSF, CKA	05/11 → 05/15
CADDY III 1.8 [ARG]	BUR	10/05 →
CADDY III 2.0 EcoFuel	BSX	04/06 → 05/15

VW		
CAMPMOBILE 2.0 TSi BlueMotion	CJKA, CBFA	04/15 →
CC 2.0 TSI	CBFA, CAWB	11/11 →
EOS 2.0 TFSI	CAWB, AEH	03/06 → 08/15
GOLF IV 1.6	AEH, ATN	05/00 → 06/06
GOLF IV 1.6 16V	ATN, AGU	02/00 → 06/06
GOLF IV 1.8	AGN	08/97 → 06/05
GOLF IV 1.8 4motion	AGN	05/99 → 06/06
GOLF IV 1.8 T	AGU, APK	08/97 → 06/06
GOLF IV 1.8 T GTI	AUQ	08/01 → 06/05
GOLF IV 2.0	APK, AZH	07/98 → 06/06
GOLF IV 2.0 4motion	AZH, AQP	10/00 → 06/06
GOLF IV 2.0 Bi-Fuel	BEH	02/02 → 06/06
GOLF IV 2.3 V5	AQN	10/00 → 06/06
GOLF IV 2.3 V5 4motion	AQN	10/00 → 06/06
GOLF IV 2.8 V6 4motion	AQP, AQP	05/99 → 06/06
GOLF IV 2.8 VR6 4motion	AQP, BGU	03/99 → 06/05
GOLF V 1.6	BGU, CCSA	01/04 →
GOLF V 1.6 BiFuel	CHGA	05/09 → 12/13
GOLF V 1.6 MultiFuel	CCSA, BSE	10/07 → 12/13
GOLF V 2.0	BHY	08/06 → 07/09
GOLF VI 1.6	BSE, CCSA	10/08 →
GOLF VI 1.6 BiFuel	BSF	03/09 →
GOLF VI 1.6 MultiFuel	CCSA, CBFA	10/08 →
GOLF VI 1.8	AGN	05/98 → 10/00
GOLF VI 2.0 BiFuel	BEH	05/02 → 05/03
GOLF VI 2.0 GTI	CBFA, CBFA	06/09 → 11/13
GOLF VI 2.0 TFSI Gti	CBFA, BSE	05/11 →
JETTA V 1.6	BSE, CBFA	10/05 → 10/10
JETTA V 1.6 [CHN]	BJG	01/05 →
JETTA V 2.0	BEV	06/01 → 05/05
JETTA VI 2.0	CBPA	06/10 →
JETTA VI 2.0 -/TFSi	CBFA, CJKA	10/10 → 07/14
MULTIVAN 2.0 TSI	CJKA, AWH	05/11 →
MULTIVAN 2.0 TSI 4motion	CJKA	07/11 →
NEW BEETLE 1.6	AWH, AGU	06/00 → 09/10
NEW BEETLE 1.8 T	AGU, AEG	11/01 → 09/10
NEW BEETLE 2.0	AEG, BZB	01/98 → 10/10
NEW BEETLE 2.3 V5	AQN	10/00 → 09/10
PASSAT IV 1.6	ADP, ADR	10/96 → 05/05
PASSAT IV 1.8	ADR, ANQ	10/96 → 03/05
PASSAT IV 1.8 [CHN]	ANQ, ADR	03/00 →
PASSAT IV 1.8 4motion	AWM	03/01 → 05/05
PASSAT IV 1.8 Syncro/4motion	ADR, AEB	10/96 → 11/00
PASSAT IV 1.8 T	AEB, AWL	10/96 → 08/05
PASSAT IV 1.8 T 20V	AWL, ALT	11/00 → 05/05
PASSAT IV 1.8 T 4motion	AWM	03/01 → 05/05
PASSAT IV 1.8 T Syncro	AEB	11/96 → 08/00
PASSAT IV 2.0	ALT, BFF	04/00 → 05/05
PASSAT IV 2.0 [CHN]	BFF, AFB	06/03 →
PASSAT IV 2.0 4motion	AZM	11/00 → 05/05
PASSAT IV 2.3 V5	AZX	11/00 → 05/05
PASSAT IV 2.3 V5 4motion	AZX	11/00 → 05/05
PASSAT IV 2.3 VR5	AZX	11/00 → 05/05
PASSAT IV 2.3 VR5 4motion	AZX	11/00 → 05/05
PASSAT IV 2.5 TDI	AFB, AFB	07/98 → 05/05
PASSAT IV 2.5 TDI 4motion	AFB	11/00 → 05/05
PASSAT IV 2.5 TDI Syncro/4motion	AFB, AMX	12/98 → 11/00
PASSAT IV 2.8	AMX, AMX	10/00 →
PASSAT IV 2.8 [CHN]	BBG	09/01 →
PASSAT IV 2.8 4motion	AMX, ACK	10/00 →
PASSAT IV 2.8 Syncro	AGE	05/97 → 09/99
PASSAT IV 2.8 V6	ACK, ACK	08/96 → 09/99
PASSAT IV 2.8 V6 4motion	ATX	09/99 → 11/00
PASSAT IV 2.8 V6 Syncro/4motion	ACK, BDN	10/96 → 11/00
PASSAT IV 4.0 W8 4motion	BDN, BSE	09/01 → 09/04
PASSAT V 1.6	BSE, BZB	05/05 → 11/10
PASSAT V 1.8 TSI	BZB, CAWB	05/07 → 10/11
PASSAT V 2.0 FSI	CAWB, AYT	07/05 → 11/10
PASSAT CC 1.8 TSI	BZB, CAWB	06/08 → 01/12
PASSAT CC 2.0 TSI	CAWB, ADP	06/08 → 01/12
PASSAT 2.8	BBG	10/00 → 05/05
PHAETON 3.0 V6 TDI 4motion	BMK	09/04 → 05/07
PHAETON 3.2 V6	AYT, BKL	04/02 → 05/05
PHAETON 3.2 V6 4motion	BKL, BGH	02/04 → 11/08
PHAETON 4.2 V8 4motion	BGH, BAN	05/03 → 03/16
PHAETON 5.0 V10 TDI 4motion	AJS	11/02 → 10/06
PHAETON 6.0 W12 4motion	BAN, AEH	04/02 → 03/16
POLO III 1.6	AEH, AEH	05/96 → 09/01
POLO III 1.6 [ExtraEU]	AKL	10/99 → 09/01
POLO III 100 1.6	AEH, AJH	12/95 → 09/01
POLO IV 1.8 GTI	BJX	09/05 → 11/09
POLO IV 1.8 GTI Cup Edition	BBU	05/06 → 11/09
POLO IV 2.0	BBX	09/02 →

VW			
SCIROCCO III 2.0 TSI	CAWB	05/08 →	11/09
SHARAN I 1.8 T 20V	AJH, AAA	09/97 →	03/10
SHARAN I 2.0	ATM	09/95 →	03/10
SHARAN I 2.0 LPG	ATM	04/06 →	03/10
SHARAN I 2.8 V6 24V	AYL	04/00 →	03/10
SHARAN I 2.8 V6 24V 4motion	AYL	04/00 →	03/10
SHARAN I 2.8 VR6	AAA, AAA	09/95 →	04/00
SHARAN I 2.8 VR6 Syncro	AAA, CAWA	11/96 →	04/00
TIGUAN I 2.0 TFSI	CCTB	05/08 →	
TIGUAN I 2.0 TFSI 4motion	CAWA, BKS	09/07 →	
TOUAREG I 3.0 V6 TDI	BKS, AZZ	11/04 →	05/10
TOUAREG I 3.2 V6	AZZ, BHK	10/02 →	11/06
TOUAREG I 3.6 V6 FSI	BHK, AYH	10/05 →	05/10
TOUAREG I 4.2 V8	AXQ	12/02 →	11/06
TOUAREG I 4.2 V8 FSI	BAR	06/06 →	05/10
TOUAREG I 5.0 R50 TDI	CBWA	08/07 →	05/10
TOUAREG I 5.0 V10 TDI	AYH, BJN	10/02 →	05/10
TOUAREG I 6.0 W12	BJN, BSE	08/04 →	05/10
TOURAN I 1.6	BSE, BPL.	07/03 →	05/10
TOURAN I 1.6 BiFuel	BSF	11/06 →	05/10
TOURAN I 1.8 [CHN]	BPL., AES	02/08 →	
TOURAN I 2.0 EcoFuel	BSX	02/06 →	05/09
TOURAN I 2.0 FSI	BJZ	10/04 →	05/10
TOURAN I 2.0 TDI [CHN]	CGZA	04/09 →	
TRANSPORTER IV 2.0	AAC	07/90 →	04/03
TRANSPORTER IV 2.8	AES	05/96 →	05/00
TRANSPORTER IV 2.8 VR6	AES	11/95 →	04/00
TRANSPORTER IV 2.8 VR6 Syncro	AES, CJK	04/00 →	04/03
TRANSPORTER IV 2.8 VR6 Syncro	AES	01/96 →	04/96
TRANSPORTER V 2.0 TSI	CJKA, CJK	05/11 →	08/15
TRANSPORTER V 2.0 TSI 4motion	CJKA	07/11 →	08/15
TRANSPORTER VI 2.0 TSI	CJKA, AEW	04/15 →	
TRANSPORTER VI 2.0 TSI 4motion	CJKA	06/15 →	

7.0136



1

ENGINE OIL PRESSURE WARNING LIGHT SWITCHES

Adatt./Suitable:

AUDI

037 919 081 B
06A 919 081 B

SEAT

037 919 081 B

VW

037 919 081 B
06A 919 081 B

03 Supplied until depletion

- Fornibile fino ad esaurimento delle scorte
- Fourni jusqu'à épuisement du stock
- Lieferbar solange vorrat reicht
- Suministrado hasta el stock termina



P022					Bar
	24	M 10 x 1			1.80

AUDI

A8 I 3.7	AEW, AEW	07/95 →	12/98
A8 I 3.7 quattro	AEW, ABZ	07/95 →	11/98
A8 I 4.2 quattro	ABZ, AHC	03/94 →	11/98
A8 I S8 quattro	AHC, AFT	07/96 →	06/99
CABRIOLET 1.8	ADR	01/97 →	08/00
CABRIOLET 2.0 E	ABK	01/93 →	07/98

SEAT

ALHAMBRA I / II 2.0 i	ADY	04/96 →	03/10
CORDOBA I 1.6 i	AFT	07/96 →	12/02
CORDOBA I 2.0 i	AGG	02/93 →	06/99
IBIZA II 1.6 i	AFT	04/96 →	02/02
IBIZA II 2.0 i	AGG	03/93 →	08/99

VW

GOLF IV 1.6	AFT, AGG	06/98 →	06/02
GOLF IV 2.0	AGG, AER	06/98 →	06/02
POLO III 1.6	AFT	05/96 →	09/01
POLO III 100 1.6	AFT	12/95 →	09/01
SHARAN I 2.0	ADY	09/95 →	03/10
TRANSPORTER IV 2.0	AAC	07/90 →	04/03

7.0138



1

ENGINE OIL PRESSURE WARNING LIGHT SWITCHES

Adatt./Suitable:

SEAT

030 919 081 B

SKODA

030 919 081 B
030 919 081 C

VW

030 919 081 B
030 919 081 C

P014					Bar
	24	M 10 x 1	6.3		0.50

SEAT

AROSA 1.0	AER, AEX	05/97 →	06/04
AROSA 1.4	AEX, AHW	05/97 →	06/04

SKODA

OCTAVIA I 1.6	AEE	09/96 →	09/04
---------------	-----	---------	-------

VW

GOLF IV 1.4 16V	AHW, AER	08/97 →	06/05
LUPO 1.0	AER, AER	09/98 →	07/05
POLO III 1.0	AER, AEX	10/99 →	09/01
POLO III 1.4	AEX, AER	05/97 →	09/01
POLO III 1.4 16V	AFH	10/99 →	09/01
POLO III 1.6	AJV	09/98 →	10/99
POLO III 100 1.4 16V	AFH	04/96 →	10/99
POLO III 50 1.0	AER, AEX	09/96 →	10/99
POLO III 55 1.4	AEX, AEX	08/95 →	10/99
POLO III 60 1.4	AEX, AEA	07/95 →	10/99
POLO III 75 1.6	AEA, BMG	10/94 →	10/99
POLO IV 1.0	AER	08/96 →	12/01
POLO IV 1.4	BMG, BMH	03/06 →	
POLO IV 1.6	BMH, CPTA	03/06 →	

7.0139



1

ENGINE OIL PRESSURE WARNING LIGHT SWITCHES

Adatt./Suitable:

AUDI

036 919 081 A
036 919 081 D

SEAT

036 919 081 A
036 919 081 D
06A 919 081 C

SKODA

036 919 081 A
036 919 081 B
036 919 081 D
06A 919 081 C

VW

036 919 081 A
036 919 081 B
036 919 081 D
06A 919 081 C

MARKET DIFFUSION: HIGH



P022					Bar
	24	M 10 x 1			0.50

AUDI

A1 1.4 TFSI	CPTA, CFHB	04/12 →	
A1 1.4 TSI	CZEA	11/14 →	10/18
A1 2.0 TDI	CFHB, AUA	09/11 →	04/15
A2 1.4	AUA, CAXC	02/00 →	08/05
A2 1.6 FSI	BAD	05/02 →	08/05
A3 II 1.4 TFSI	CAXC, BAG	09/07 →	08/12
A3 II 1.6 FSI	BAG, CAXC	08/03 →	09/07
A3 II SPORTBACK 1.4 TFSI	CAXC, BLF	09/07 →	03/13
A3 II SPORTBACK 1.6 FSI	BLF, CJZA	09/04 →	09/07
A3 III 1.2 TFSI	CJZA, CMBA	02/13 →	
A3 III 1.4 TFSI	CMBA, CUKB	04/12 →	
A3 III 1.4 TFSI e-tron	CUKB, CHZJ	05/14 →	
A3 III 1.4 TFSI g-tron	CPWA	11/13 →	
A3 III 1.4 TSI	CZEA	05/14 →	
A4 V 1.4 TFSI	CVNA	08/15 →	
A5 II 1.4 TFSI	CVNA	11/16 →	
A8 III 4.2 FSI quattro	CDRA	11/09 →	
Q2 1.0 TFSI	CHZJ, CHPB	10/16 →	
Q2 1.4 TSI	CZEA	06/16 →	
Q3 1.4 TFSI	CZDB	07/16 →	
Q3 1.4 TSI	CHPB, CFFB	10/13 →	
Q3 2.0 TDI	CFFB, CFFA	09/11 →	
TT II 2.0 TDI quattro	CFGB	06/08 →	06/14

SEAT

ALHAMBRA III 1.4 TSI	CZDA	05/15 →	
ALHAMBRA III 2.0 TDI	CFFA, BXW	06/10 →	
ALHAMBRA III 2.0 TDI 4Drive	CFFB	05/11 →	
ALTEA 1.4 16V	BXW, CAYB	05/06 →	
ALTEA 1.4 TSI	CAXC	11/07 →	
ALTEA 1.6 TDI	CAYB, BXW	10/09 →	
ALTEA 2.0 TDI 16V	CFHC	03/04 →	
ALTEA XL 1.4 16V	BXW, CAYB	10/06 →	
ALTEA XL 1.4 TSI	CAXC	11/07 →	
ALTEA XL 1.6 TDI	CAYB, ALD	10/09 →	
ALTEA XL 2.0 TDI 16V	CFHC	10/06 →	
ALTEA XL 2.0 TDI 16V 4x4	CFHC	10/10 →	
AROSA 1.0	ALD, AKK	05/97 →	06/04
AROSA 1.4	AKK, AFK	05/97 →	06/04
AROSA 1.4 16V	AFK, AST	01/00 →	06/04
ATECA 1.4 TSI	CZEA	06/16 →	
ATECA 1.4 TSI 4Drive	CZEA	06/16 →	
CORDOBA I 1.0 16V	AST, APE	05/00 →	10/02
CORDOBA I 1.4 16V	APE, AZQ	06/99 →	12/02
CORDOBA II 1.2	AZQ, BBY	10/02 →	06/06
CORDOBA II 1.2 12V	BXV	05/06 →	11/09
CORDOBA II 1.4 16V	BBY, CGLB	09/02 →	11/09
CORDOBA II 1.6	BAH	04/03 →	11/09
CORDOBA II 1.6 16V	BTS	11/06 →	11/09
EXEO 2.0 TDI	CGLB, ALD	12/08 →	
IBIZA II 1.0	ALD, AKK	08/99 →	02/02
IBIZA II 1.4	AKK, APE	08/99 →	02/02

SEAT			
IBIZA II 1.4 16V	APE, AEH	08/99 → 02/02	
IBIZA II 1.6	AEH, AQX	08/99 → 02/02	
IBIZA II 1.8 T 20V Cupra	AOX, AZQ	07/00 → 02/02	
IBIZA III 1.2	AZQ, AUB	02/02 → 05/08	
IBIZA III 1.2 12V	BXV	05/06 → 11/09	
IBIZA III 1.4 16V	AUB, BZG	02/02 → 11/09	
IBIZA III 1.6	BAH	02/03 → 11/09	
IBIZA III 1.6 16V	BTS	11/06 → 11/09	
IBIZA III 2.0	BBX	04/02 → 11/09	
IBIZA IV 1.0	CHYB	05/15 →	
IBIZA IV 1.2	BZG, CBZA	03/08 →	
IBIZA IV 1.2 LPG	BZG	03/08 →	
IBIZA IV 1.2 TSI	CBZA, BXW	09/10 →	
IBIZA IV 1.4	BXW, CAVF	03/08 →	
IBIZA IV 1.4 LPG	BXW	03/08 → 05/11	
IBIZA IV 1.4 TSI	CAVF, CWVA	02/12 →	
IBIZA IV 1.6	BTS	05/08 →	
IBIZA IV 1.6 LPG	CNKA	05/11 →	
IBIZA IV 1.6 SRE	CWVA, CHYB	07/15 →	
IBIZA IV 1.6 TDI	CAYB	05/09 →	
IBIZA V 1.0	CHYB, AUS	01/17 →	
INCA 1.4 16V	AUA	04/00 → 06/03	
INCA 1.4 i	AUD	11/95 → 06/03	
LEON I 1.6 16V	AUS, CFHC	09/00 → 06/06	
LEON II 1.4 16V	BXW	06/06 → 12/12	
LEON II 1.4 TSI	CAXC	11/07 → 12/12	
LEON II 1.6 TDI	CAYC	02/10 → 12/12	
LEON II 2.0 TDI 16V	CFHC, CHZD	07/05 → 12/12	
LEON II 2.0 TFSI	CCZB	06/09 → 12/12	
LEON III 1.0 TSI	CHZD, CJZA	05/15 →	
LEON III 1.2 TSI	CJZA, CHPA	12/12 →	
LEON III 1.4 TGI	CPWA	02/13 →	
LEON III 1.4 TSI	CHPA, CJZB	09/12 →	
LEON III 1.6 TSI	CWVA	05/15 →	
LEON ST 1.0 TSI	CHZD	05/15 →	
LEON ST 1.2 TSI	CJZB, CZDA	01/13 →	
LEON ST 1.4 TSI	CZDA, CHYA	05/14 →	
MII 1.0	CHYA, AHW	10/11 →	
MII 1.0 EcoFuel	CPGA	11/12 →	
TOLEDO II 1.4 16V	AHW, AUS	01/00 → 05/02	
TOLEDO II 1.6 16V	AUS, CJZC	06/00 → 05/06	
TOLEDO III 1.4 16V	BXW	05/06 → 05/09	
TOLEDO III 1.4 TSI	CAXC	11/07 → 05/09	
TOLEDO IV 1.2	CGPC	07/12 →	
TOLEDO IV 1.2 TSI	CJZC, CAYB	05/15 →	
TOLEDO IV 1.4 TSI	CZCA	05/15 →	
TOLEDO IV 1.6 SRE	CWVA	05/15 →	
TOLEDO IV 1.6 TDI	CAYB, CHYA	07/12 →	

SKODA			
CITIGO 1.0	CHYA, AWY	10/11 →	
CITIGO 1.0 LPG	CHYB	10/11 →	
FABIA I 1.2	AWY, AUA	07/01 → 03/08	
FABIA I 1.4	BKY	05/04 → 12/07	
FABIA I 1.4 16V	AUA, BBM	12/99 → 03/08	
FABIA II 1.2	BBM, CGPA	12/06 → 12/14	
FABIA II 1.2 [IND]	CJLA	09/10 →	
FABIA II 1.2 LPG	CGPA, BXW	07/07 → 11/14	
FABIA II 1.2 TDI	CFWA	05/10 → 12/14	
FABIA II 1.4	BXW, BXW	01/07 → 12/14	
FABIA II 1.4 [CHN]	CDDA	12/08 →	
FABIA II 1.4 LPG	BXW, BTS	01/07 → 11/14	
FABIA II 1.6	BTS, CAYA	04/07 → 12/14	
FABIA II 1.6 [CHN]	CDEA	12/08 →	
FABIA II 1.6 TDI	CAYA, CHYA	03/10 → 12/14	
FABIA III 1.0	CHYA, CHYA	08/14 →	
FABIA III 1.0 LPG	CHYA, CZC	08/14 →	
FABIA III 1.2 TSI	CJZC, CWVA	08/14 →	
FABIA III 1.4 TSI R5	CZCA	02/18 →	
FABIA III 1.6	CWVA, CZCA	01/15 →	
KODIAQ 1.4 TSI	CZCA, CZDA	10/16 →	
KODIAQ 1.4 TSI 4x4	CZDA, AXP	10/16 →	
OCTAVIA I 1.4 16V	AXP, BCA	08/00 → 12/10	
OCTAVIA II 1.4	BCA, CDFA	05/04 → 06/13	
OCTAVIA II 1.4 [CHN]	CFBA.	03/10 →	
OCTAVIA II 1.4 TSI	CAXA	11/08 → 06/13	
OCTAVIA II 1.6 [CHN]	CDFA, CFHF	09/07 →	
OCTAVIA II 1.6 FSI	BLF	02/04 → 10/08	
OCTAVIA II 1.6 TDI	CAYC	06/09 → 04/13	
OCTAVIA II 1.6 TDI 4x4	CAYC	06/09 → 02/13	
OCTAVIA II 2.0 TDI	CFHF, CFHC	03/10 → 06/13	
OCTAVIA II 2.0 TDI 16V	CFHC, BKD	02/04 → 05/13	
OCTAVIA II 2.0 TDI 16V 4x4	BKD, CJZA	05/10 → 02/13	
OCTAVIA II 2.0 TDI 4x4	CFHF	05/11 → 02/13	
OCTAVIA III 1.2 TSI	CJZA, CJZC	11/12 →	
OCTAVIA III 1.4 [CHN]	CSSA	02/14 →	
OCTAVIA III 1.4 TSI	CHPA	11/12 →	
OCTAVIA III 1.4 TSI G-TEC	CPWA	11/13 →	
OCTAVIA III 1.6 [CHN]	CSRA	02/14 →	

SKODA			
RAPID 1.2	CGPC	07/12 →	
RAPID 1.2 LPG	CGPC	07/12 →	
RAPID 1.2 TSI	CJZC, CAYB	05/15 →	
RAPID 1.4 TSI	CZCA	05/15 →	
RAPID 1.6 SRE	CWVA	05/15 →	
RAPID 1.6 TDI	CAYB, BME	07/12 →	
ROOMSTER 1.2	BME, BXW	05/06 → 05/15	
ROOMSTER 1.2 LPG	CGPA	03/09 → 05/15	
ROOMSTER 1.2 TDI	CFWA	03/10 → 05/15	
ROOMSTER 1.4	BXW, BXW	09/06 → 05/15	
ROOMSTER 1.4 LPG	BXW, BTS	03/10 → 05/15	
ROOMSTER 1.6	BTS, CAYA	09/06 → 05/15	
ROOMSTER 1.6 LPG	BTS	06/06 → 07/10	
ROOMSTER 1.6 TDI	CAYA, CBBB	03/10 → 05/15	
SUPERB II 1.4 [CHN]	CFBA.	03/10 →	
SUPERB II 1.4 TSI	CAXC	07/08 → 05/15	
SUPERB II 1.6 TDI	CAYC	09/10 → 05/15	
SUPERB II 2.0 TDI	CBBB, CFFB	07/08 → 05/15	
SUPERB II 2.0 TDI 16V	CFFB, CBBB	01/09 → 05/15	
SUPERB II 2.0 TDI 16V 4x4	CFFB	11/10 → 05/15	
SUPERB II 2.0 TDI 4x4	CBBB, CZCA	09/08 → 05/15	
SUPERB III 1.4 TSI	CZCA, CZDA	03/15 →	
SUPERB III 1.4 TSI 4x4	CZDA, CFHA	03/15 →	
YETI 1.2 TSI	CYVB	05/15 → 12/17	
YETI 1.4 TSI	CZCA	05/15 → 12/17	
YETI 1.4 TSI 4x4	CZDA	05/15 → 12/17	
YETI 1.6 TDI	CAYC	11/10 → 05/15	
YETI 2.0 TDI	CFHA, CFHC	11/09 → 12/17	
YETI 2.0 TDI 4x4	CFHC, BAH	05/09 → 12/17	

VOLKSWAGEN (BR)			
POLO 1.0	ARA	07/02 → 01/04	
POLO 1.4	BKY	07/06 →	
POLO 1.4 16V	BBY	09/02 →	
POLO 1.6	BAH, CFHC	02/02 →	

VW			
BEETLE 2.0 TDI	CFFB	04/12 →	
CADDY III 2.0 TDI	CFHC, CFHC	05/12 →	
CADDY III 2.0 TDI 16V	CFHC	11/10 → 05/15	
CADDY III 2.0 TDI 16V 4motion	CFHC	11/10 → 05/15	
CADDY III 2.0 TDI 4motion	CFHC, --	08/10 →	
CRAFTER 2.0 TDI	CSLA	11/15 →	
CRAFTER 2.0 TDI 4motion	CSNA	11/11 → 12/16	
FOX 1.0	--, BJE	10/03 →	
FOX 1.0 Alcohol	BJE, BAH	10/03 →	
FOX 1.0 Total Flex	CCNA	03/08 →	
FOX 1.6	BAH, BJA	10/03 →	
FOX 1.6 Alcohol	--	10/03 →	
FOX 1.6 Total Flex	BJA, BUD	10/03 →	
GOLF IV 1.4 16V	APE	08/97 → 06/05	
GOLF IV 1.6 FSI	BAG	10/03 → 07/04	
GOLF V 1.4 TSI	CAXA	06/07 → 07/09	
GOLF VI 1.4	BUD, BUD	04/11 →	
GOLF VI 1.4 16V	BUD, CAVD	01/09 → 05/11	
GOLF VI 1.4 TSI	CAVD, CAYB	01/09 →	
GOLF VI 1.6 TDI	CAYB, CFFA	02/09 →	
GOLF VI 2.0 TDI	CFFA, CPVA	10/08 →	
GOLF VI 2.0 TDI 4Motion	CFFB	05/11 →	
GOLF VI 2.0 TDI Gtd	CFGB	05/11 →	
GOLF VII 1.4 TSI	CPVA, CWVA	11/12 →	
JETTA V 1.6 TDI	CAYC	06/09 → 10/10	
JETTA V 2.0 TDI	CLCA	01/10 → 10/10	
JETTA VI 1.2 TSI	CYVD	02/11 →	
JETTA VI 1.4 TSI	CZTA	08/14 →	
JETTA VI 1.4 TSI Hybrid	CRJA	04/11 →	
JETTA VI 1.6 [RUS]	CWVA, AEG	01/15 →	
JETTA VI 2.0 TDI	CFHC	02/11 →	
NEW BEETLE 2.0	AEG, CFFB	01/98 → 10/10	
PASSAT V 2.0 TDI	CFFB, BAH	04/11 →	
PASSAT CC 2.0 TDI	CLLA	06/08 → 01/12	
POLO III 1.4	AUD	05/97 → 09/01	
POLO IV 1.0	ARA	02/03 → 10/03	
POLO IV 1.4	BLM	08/02 → 11/09	
POLO IV 1.6	BAH, CWXA	08/02 →	
POLO V 1.2 [IND]	CJLA	08/11 →	
POLO V 1.4	CDDA	03/09 → 05/14	
POLO V 1.4 TSI [RUS]	CZCA	05/14 →	
POLO V 1.5 TDI [IND]	CWXA, CZCA	05/14 →	
POLO V 1.6	CLSA	01/10 →	
POLO V 1.6 TDI	CLNA	06/09 →	
SCIROCCO III 1.4 TSI	CZCA, BAH	11/13 →	
SHARAN II 2.0 TDI 4motion	CFFA	05/11 → 05/12	
SPACEFOX / SPACE CROSS 1.6 FSI	BAH, BPA	03/06 →	
SPACEFOX / SPACE CROSS 1.6 FSI	BPA, BPA	03/06 →	
SPACEFOX / SPACE CROSS 1.6 Total Flex	BPA, BWK	03/06 →	

VW		
SPACEFOX / SPACE CROSS 1.9 SDI	ASY	09/07 →
TIGUAN I 1.4 [CHN]	CFBA.	11/11 →
TIGUAN I 1.4 TSI	BWK, CTHA	05/08 →
TIGUAN I 1.4 TSI 4motion	CTHA, CFHC	09/07 →
TIGUAN I 2.0 TDI 4motion	CLJA	09/07 →
TOURAN I 1.4 [CHN]	CFBA.	04/09 →
TOURAN I 1.6 FSI	BLP	02/03 → 01/07
TOURAN I 2.0 TDI	CFHC, CAAE	05/10 → 05/15
TRANSPORTER V 1.4 Brasile	BTJ	12/05 →
TRANSPORTER V 2.0 TDI	CAAE	09/09 → 08/15
TRANSPORTER V 2.0 TDI 4motion	CAAE, --	09/09 → 08/15
UP 1.0	--, AHT	01/14 →

7.0140

1

ENGINE OIL PRESSURE WARNING LIGHT SWITCHES

Adatt./Suitable:

SEAT

047 919 081 A

SKODA

047 919 081 A

VW

047 919 081 A



				Bar
24	M 16 x 1,5	6..3		0.90

SEAT		
AROSA 1.0	AHT, F16D4	10/98 → 01/01

VW		
LUPU 1.0	AHT	10/98 → 05/00



ENGINE OIL PRESSURE WARNING LIGHT SWITCHES

Adatt./Suitable:

ALFA ROMEO
55354325**CHEVROLET**
55354325
55571684
96802844**FIAT**
55354325**GENERAL MOTORS**24 461 315
55 354 325
90 534 902
96 802 844**JEEP**K68148354AA
K68329323AA**LANCIA**K68148354AA
K68329323AA**MOPAR PARTS**68148354AA
68329323AA**OPEL**12 52 555
12 52 573
24461315
55354325
62 40 262
90534902**VAUXHALL**24461315
55354325
90534902

MARKET DIFFUSION: HIGH



P023					Bar
	24	M 10 x 1			0.50

ALFA ROMEO

159 1.8 MPI 939A4.000 06/05 → 11/11

CHEVROLET

CRUZE 1.4	LUJ	06/12 →
CRUZE 1.6	F16D4, 2H0	05/09 →
CRUZE 1.8	2H0, X12XE	05/09 →
CRUZE 1.8 LPG	2H0	06/11 →
ORLANDO 1.8	2H0	02/11 →
ORLANDO 1.8 LPG	2H0	06/11 →

FIAT

CROMA II 1.8 16V	939A4.000	12/05 →
STILO 1.6	192B3.000	04/05 → 08/08
STILO 1.6 16V	192B3.000	03/05 → 12/07

JEEP

GRAND CHEROKEE 3.0 CRD	EXF	09/13 →
GRAND CHEROKEE 3.0 CRD V6 4x4	EXF	02/11 →

LANCIA

THEMA 2011 3.0 D EXF 09/11 → 10/14

OPEL

AGILA A 1.0	Z10XEP	08/03 → 12/07
AGILA A 1.0 12V	Z10XE	09/00 → 12/07
AGILA A 1.2 16V	Z12XE	09/00 → 12/07
AGILA A 1.2 16V Twinport	Z12XEP	07/04 → 12/07
ASTRA G 1.2	X12XE	09/98 → 08/00
ASTRA G 1.2 16V	X12XE, A16XER	09/00 → 01/05
ASTRA G 1.6	Z16XEP	12/02 → 12/09
ASTRA G 1.6 16V	Z16XEP	03/00 → 05/05
ASTRA G 1.6 ECOTEC	A16LET	10/10 → 10/15
ASTRA G 1.6 LPG	Z16XEP	06/02 → 06/07
ASTRA H 1.6	A16XER, Z16XEP	03/04 → 05/14
ASTRA H 1.6 EcoTec	Z16XEP, A16LET	02/04 → 12/10
ASTRA H 1.6 LPG	Z16XER	08/09 → 10/10
ASTRA H 1.6 Turbo	A16LET, A18XER	02/07 → 10/10
ASTRA H 1.8	A18XER, A16XER	08/05 → 05/14
ASTRA J 1.4	A14XEL	12/09 → 10/15
ASTRA J 1.4 LPG	A14NET	12/11 → 10/15
ASTRA J 1.6	A16XER, A14NEL	12/06 →
ASTRA J 1.6 Turbo	A16LET	12/09 → 10/15
ASTRA J 1.8	Z18XER	02/07 →

OPEL

CASCADA 1.4	A14NEL, A14NET	03/13 →
CASCADA 1.4 Turbo	A14NET, Z10XE	03/13 →
COMBO C 1.4	Z14XEP	10/04 → 12/11
COMBO C 1.4 16V	Z14XEP	08/05 →
CORSA C 1.0	Z10XE, A12XEL	09/00 → 12/09
CORSA C 1.2	Z12XE	09/00 → 12/09
CORSA C 1.2 16V	Z12XE	09/00 → 07/03
CORSA C 1.4	Z14XEP	08/03 → 06/12
CORSA C 1.4 Twinport	Z14XEP	06/03 → 12/09
CORSA D 1.0 ECOTEC	A10XEP	01/10 → 08/14
CORSA D 1.2	A12XEL, A12XEL	12/09 → 08/14
CORSA D 1.2 ECOTEC	A12XEL, A14XEL	01/10 → 08/14
CORSA D 1.2 LPG	A12XER	06/11 → 08/14
CORSA D 1.4	A14XEL, A16XER	09/09 → 08/14
CORSA D 1.4 LPG ECOTEC	A14XEL	09/09 → 08/14
MERIVA A 1.6	Z16XEP	01/06 → 05/10
MERIVA A 1.6 Turbo	Z16LET	09/05 → 05/10
SIGNUM 1.8	Z18XER	09/05 → 12/08
VECTRA C 1.6	Z16XEP	08/05 → 08/08
VECTRA C 1.8	Z18XER	08/05 → 08/08
ZAFIRA A 1.6	Z16XEP	10/03 → 06/05
ZAFIRA A 1.6 16V	Z16XEP	10/03 → 06/05
ZAFIRA A 1.6 LPG	Z16XEP	10/03 → 06/05
ZAFIRA B 1.6	A16XER, A18XEL	07/05 → 04/15
ZAFIRA B 1.6 FlexFuel	Z16XER	08/08 → 12/12
ZAFIRA B 1.8	A18XEL, A16XNT	07/05 → 04/15
ZAFIRA B 1.8 ECOTEC	Z18XER	07/05 → 04/15
ZAFIRA B 1.8 LPG	Z18XER	07/09 → 04/15
ZAFIRA C 1.6 CNG	A16XNT, A18XEL	10/11 →
ZAFIRA C 1.8	A18XEL, Z10XE	10/11 →
ZAFIRA C 1.8 ECOTEC	A18XER	01/11 →
ZAFIRA C 1.8 LPG	A18XER	10/11 →

VAUXHALL

AGILA A 1.0 12V	Z10XE, A16LET	02/00 → 11/06
AGILA A 1.2 16V	Z12XE	09/00 → 03/08
AGILA A 1.2 16V Twinport	Z12XEP	07/04 → 11/06
ASTRA IV 1.6	Z16XEP	12/02 → 05/05
ASTRA IV 1.6 16V	Z16XEP	09/98 → 10/05
ASTRA V 1.6	A16LET, A16XER	01/04 → 11/10
ASTRA V 1.6 i 16V	A16XER, A16LET	10/06 → 08/11
ASTRA V 1.6 Turbo	A16LET, A18XER	09/06 → 09/09
ASTRA V 1.8	A18XER, A18XER	01/04 → 10/10
ASTRA V 1.8 i 16V	A18XER, A14XEL	03/07 → 11/10
ASTRA VI 1.4	A14XEL, Z16XE1	12/09 →
ASTRA VI 1.4 Turbo	A14NET	10/10 →
ASTRA VI 1.6 Turbo	A16LET	12/09 →
ASTRAVAN II 1.6 Dualfuel 16V	Z16XEP	10/04 → 12/05
ASTRAVAN III 1.6	Z16XE1, Z10XE	03/05 →
CASCADA 1.4	B14NET	02/13 →
COMBO C 1.4	Z14XEP	10/04 → 09/10
COMBO C 1.4 i 16V	Z14XEP	01/04 → 11/11
CORSA C 1.0 12V	Z10XE, A16XER	09/00 → 10/06
CORSA C 1.2 16V	Z12XE	09/00 → 10/06
CORSA C 1.2 16V Dualfuel	Z12XE	08/01 → 10/06
CORSA C 1.4 Twinport	Z14XEP	06/03 → 10/06
CORSA D 1.0 i 12V	A10XEP	06/10 → 08/14
CORSA D 1.2 i 16V	A12XER	11/06 → 08/14
CORSA D 1.4	A14XER	07/10 → 08/14
CORSAVAN II 1.2 16V	Z12XE	09/00 → 06/06
CORSAVAN II 1.2 16V Dualfuel	Z12XE	08/01 → 06/06
CORSAVAN II 1.4	Z14XEP	11/03 → 06/06
CORSAVAN III 1.2	A12XEL	01/10 →
MERIVA I 1.6 i 16V Twinport	Z16XEP	05/03 → 06/10
SIGNUM 1.8	Z18XER	08/05 → 05/08
VECTRA C 1.6 16V	Z16XEP	01/06 → 07/08
VECTRA C 1.8	Z18XER	01/06 → 07/08
ZAFIRA B 1.6	A16XER, A18XEL	07/05 → 11/14
ZAFIRA B 1.8	A18XEL, A18XEL	04/05 → 11/14
ZAFIRA C 1.6 CNG	A16XNT	10/11 →
ZAFIRA C 1.8	A18XEL, F300FAP	10/11 →



ENGINE OIL PRESSURE WARNING LIGHT SWITCHES

Adatt./Suitable:

CITROËN1131 J9
1131 K7
16 169 964 80**FIAT**
46472027**PEUGEOT**1131 J9
1131 K7
16 169 964 80**1058 Has the same colour as the original part : Red**

- corrisponde al pezzo originale colorato : rosso
- Correspond à la pièce originale dans sa couleur : rouge
- Entspricht dem Originalteil in Farbe : rot
- corresponde al color de la pieza original : rojo



P018					Bar
	21	M 14 x 1,5			0.50

CITROËN

JUMPER III 2.2 HdI 120	P22DTE	04/06 →
JUMPER III 3.0 HdI 145	F300FAP, F30DTFAP	07/10 →
JUMPER III 3.0 HdI 155	F30DTFAP, F30DTFAP	07/10 →
JUMPER III 3.0 HdI 160	F30DTFAP, F1CE0481D(F30DT)	09/06 →
JUMPER III 3.0 HdI 180	F30DT	07/11 →

FIAT

PALIO 1.0 178A1.000 04/96 → 10/03

FIAT (BR)

PALIO 1.0i	1.0Mpi	01/96 →
SIENA 1.0i	1.0Mpi	01/99 → 12/00
UNO MILLE 1.0i	1.0Mpi	01/99 →


PEUGEOT

BOXER II 3.0 D	F30DT	09/08 → 12/09
BOXER II 3.0 HDi	F1CE0481D(F30DT), F1CE3481N(F30DTE)	07/06 →
BOXER II 3.0 HDi 145	F1CE3481N(F30DTE), F1CE0481D(F30DT)	04/10 →
BOXER II 3.0 HDi 160	F1CE0481D(F30DT), F1CE0481D(F30DT)	04/06 →
BOXER II 3.0 HDi 175	F1CE0481D(F30DT), B204L	03/11 →



ENGINE OIL PRESSURE WARNING LIGHT SWITCHES

Adatt./Suitable:

SAAB55559824
91 76 660

24					Bar
		M 14 x 1,5			0.40

SAAB

9-3 2.0	B204I	03/98 → 10/00
9-3 2.0 SE Turbo	B204R	02/98 → 08/03
9-3 2.0T16	B204L, B204E	03/98 → 07/03

SAAB			
9-3 2.0 Turbo	B204E, B205E	02/98 →	08/03
9-3 2.3	B234I	03/98 →	01/02
9-3 2.3 Turbo	B235R	10/98 →	08/03
9-5 2.0 t	B205E, B205E	07/00 →	12/09
9-5 2.0 t BioPower	B205E, B235E	01/05 →	12/09
9-5 2.0 T16	B205E	10/98 →	05/10
9-5 2.0 Turbo SE	B205E	10/98 →	07/00
9-5 2.3 t	B235E, --	01/01 →	12/09
9-5 2.3 t BioPower	--, B235E	11/06 →	12/09
9-5 2.3 T16	B235E	10/98 →	07/01
9-5 2.3 Turbo	B235E, 4HV(P22DTE)	09/01 →	12/09

7.0145



1

ENGINE OIL PRESSURE WARNING LIGHT SWITCHES

Adatt./Suitable:

CITROËN
1131 J2

FIAT
9659173880

FORD
1 053 881
1 053 882
1 084 764
1 095 149
1 309 298
1 363 198
3571-9278-AA
3571-9278-AB
3571-9279-A
98AB-9278-A1A
98AB-9278-AA
98AB-9278-CA

FORD USA
1 363 198
3571-9278-AB

JAGUAR
02C 2541414
C25 30972
C25 41414

LAND ROVER
LR004410

MAZDA
U202-18-501
Y F09 18 501

PEUGEOT
1131 J2

MARKET DIFFUSION: HIGH



P024					Bar
					0.40

CITROËN

JUMPER III 2.2 HDi 100	4HV(P22DTE), 4HG(P22DTE)	04/06 →
JUMPER III 2.2 HDi 110	4HG(P22DTE), 4HU(P22DTE)	07/11 →
JUMPER III 2.2 HDi 120	4HU(P22DTE), 4HH(P22DTE)	04/06 →
JUMPER III 2.2 HDi 130	4HH(P22DTE), 4HJ(P22DTE)	04/06 →
JUMPER III 2.2 HDi 150	4HJ(P22DTE), ED8A	07/11 →

FORD

COUGAR 2.0	ED8A, L1E	08/98 →	12/01
ESCORT-NOMADE 1.8	ZH18NRDA	01/95 →	04/00
ESCORT IV 1.6 16V	L1E, L1E	10/98 →	07/00
ESCORT VI 1.6 16V	L1E	01/95 →	07/00
ESCORT VI 1.6 16V XR3i	L1E, L1E	02/95 →	09/99
ESCORT VI 1.6 i 16V	L1E, RDA	01/95 →	02/99
ESCORT VI 1.8 16V	RKC	01/95 →	02/99
ESCORT VI 1.8 16V XR3i	RDA, RTN	02/95 →	08/98
FIESTA V 1.3	A9JA, EYDB	11/01 →	06/08
FIESTA IV 1.3	BAJA	05/02 →	07/08
FIESTA IV 1.8 DI	RTN, A9JA	09/00 →	08/03
FOCUS I 1.6 16V	--	02/01 →	11/04
FOCUS I 1.8	EYDB, EYDB	08/98 →	04/05
FOCUS I 1.8 16V BiFuel	EYDB, BHDA	09/02 →	07/04
FOCUS I 1.8 BiFuel	EYDD	09/02 →	01/05
FOCUS I 1.8 DI / TDDi	BHDA, BHDA	08/99 →	11/04
FOCUS I 1.8 TDDi	BHDA, BHDA	08/98 →	03/05
FOCUS I 1.8 Turbo DI / TDDi	BHDA, EDDB	02/99 →	03/05
FOCUS I 2.0	EDDB, EDDB	08/98 →	07/04

FORD

FOCUS I 2.0 16V	EDDB, --	02/99 →	11/04
FOCUS I RS	HMDA	10/02 →	11/04
FOCUS I ST170	ALDA	03/02 →	11/04
FUSION 1.3	--, A9A	08/02 →	
IKON 1.3 Rocam	--	10/00 →	
IKON 1.6 EFI Rocam	--	11/99 →	
KA I 1.3	A9A, A9A	09/02 →	03/04
KA I 1.3 i	A9A, CCA	08/02 →	11/08
KA I 1.6 i	CCA, L1L	02/01 →	11/08
MAVERICK 2.0 16V	YF	02/01 →	
MAVERICK 2.0 16V FWD	YF	02/01 →	
MONDEO I 1.6 i	L1J	08/96 →	09/00
MONDEO I 1.6 i 16V	L1L, RKA	05/98 →	09/00
MONDEO I 1.8 i	RKA, NGA	08/96 →	09/00
MONDEO I 2.0 i	NGA, D5BA	08/96 →	09/00
MONDEO II 2.0 16V DI / TDDi / TDCi	D5BA, D6BA	10/00 →	03/07
MONDEO II 2.0 16V TDDi / TDCi	D6BA, --	10/00 →	03/07
MONDEO II 2.0 DI	PD20FMCR	10/00 →	03/07
MONDEO II 2.0 TDCi	--, QJBA	10/01 →	03/07
MONDEO II 2.2 TDCi	QJBA, --	09/04 →	03/07
RANGER VI 2.2 TDCi	--, --	04/11 →	
RANGER VI 2.2 TDCi 4x4	--, CDRA	04/11 →	
RANGER VI 3.2 TDCi 4x4	SAFA	04/11 →	
STREET KA 1.6	CDRA, EYPA	05/03 →	07/05
TOURNEO 1.8 BiFuel	EYPCNG	08/05 →	12/06
TOURNEO 1.8 LPG	EYPC	08/05 →	12/06
TOURNEO CONNECT I 1.8 16V	EYPA, --	06/02 →	12/13
TOURNEO CUSTOM 2.0 TDCi	--, CVFF	04/12 →	
TOURNEO CUSTOM 2.2 TDCi	CVFF, CVFA	04/12 →	
TRANSIT III 2.0 DI	ABFA, CYFA	08/00 →	05/06
TRANSIT III 2.0 TDCi	FIFA	08/02 →	05/06
TRANSIT III 2.2 TDCi	CYFA, CYRB	04/06 →	08/14
TRANSIT III 2.2 TDCi 4x4	CYRB, CVRA	10/11 →	08/14
TRANSIT III 2.2 TDCi RWD	CVRA, D2FA	09/11 →	
TRANSIT III 2.4 DI	D2FA, D4FA	01/00 →	05/06
TRANSIT III 2.4 DI RWD	D4FA, --	01/00 →	05/06
TRANSIT III 2.4 TD	F4FA	08/00 →	08/03
TRANSIT III 2.4 TD 4x4	F4FA	08/00 →	08/03
TRANSIT III 2.4 TDCi	--, H9FD	03/04 →	
TRANSIT III 2.4 TDCi 4x4	H9FB	11/06 →	08/14
TRANSIT III 2.4 TDCi HPCR	--	07/06 →	
TRANSIT III 2.4 TDCi RWD	H9FD, D2FE	04/06 →	08/14
TRANSIT III 2.4 TDdi	D2FE, DOFA	08/00 →	03/06
TRANSIT III 2.4 TDE	DOFA, SAFA	07/01 →	05/06
TRANSIT III 3.2 TDCi	SAFA, SAFA	02/08 →	08/14
TRANSIT III 3.2 TDCi RWD	SAFA, YLF6	09/07 →	08/14
TRANSIT IV 2.0 TDCi	YLF6, YMR6	03/16 →	
TRANSIT IV 2.0 TDCi 4x4	YMR6, --	01/17 →	
TRANSIT IV 2.0 TDCi RWD	--, --	03/16 →	
TRANSIT IV 2.2 TDCi	--, CV24	08/13 →	
TRANSIT IV 2.2 TDCi 4x4	CV24, CV24	08/13 →	
TRANSIT IV 2.2 TDCi RWD	CV24, ABFA	08/13 →	
TRANSIT 1.8 CNG	EYPCNG	05/02 →	12/13
TRANSIT 2.0 TDi	F3FA	06/00 →	03/06
TRANSIT 2.2 TDCi	CVFA, EYPA	04/06 →	08/14
TRANSIT 2.4 TDDi	D4FA	08/00 →	08/03
TRANSIT CONNECT I 1.8 16V	EYPA, EYPA	06/02 →	12/13
TRANSIT CONNECT I 1.8 16V LPG	EYPA, --	06/02 →	12/13
TRANSIT CUSTOM 2.0 TDCi	--, CVFF	04/12 →	
TRANSIT CUSTOM 2.2 TDCi	CVFF, ABFA	04/12 →	
TRANSIT TOURNEO 2.0	ABFA, CYFA	06/00 →	03/06
TRANSIT TOURNEO 2.2	CYFA, PGFA	10/11 →	08/14
TRANSIT TOURNEO 2.2 TDCi	PGFA, LJ46B	07/06 →	08/14

FORD (BR)

FIESTA 1.0i	ZL10	07/99 →
FIESTA 1.6i	ZL16	07/99 →

JAGUAR

X-TYPE 2.0 D	LJ46B, LJ46G	07/03 →	12/09
X-TYPE 2.2 D	LJ46G, DT224	10/05 →	12/09

LAND ROVER

DEFENDER 2.2 Td4 4x4	DT224, DT244	08/11 →	02/16
DEFENDER 2.4 TD4 [ExtraEU]	DT244	05/07 →	
DEFENDER 2.4 Td4 4x4	DT244, 4HV(P22DTE)	05/07 →	02/16

MAZDA

BT-50 2.2 MZR-CD	U2	10/11 →	
BT-50 3.2 MZR-CD	UH	10/11 →	
TRIBUTE 2.0	YF09	03/00 →	05/08
TRIBUTE 2.0 4WD	YF09	03/00 →	05/08
TRIBUTE 2.0i [USA]	B	05/00 →	
TRIBUTE 2.0i 4x4 [USA]	B	05/00 →	

PEUGEOT

BOXER II 2.2 HDi 100	4HV(P22DTE), 4HG(P22DTE)	04/06 →
BOXER II 2.2 HDi 110	4HG(P22DTE), 4HU(P22DTE)	03/11 →

PEUGEOT

BOXER II 2.2 HDi 120	4HU(P22DTE), 4HH(P22DTE)	04/06 →
BOXER II 2.2 HDi 130	4HH(P22DTE), 4HJ(P22DTE)	03/11 →
BOXER II 2.2 HDi 150	4HJ(P22DTE), M1JA	03/11 →

7.0146



1

ENGINE OIL PRESSURE WARNING LIGHT SWITCHES

Adatt./Suitable:

FORD

1 116 647
1 226 188
1 363 512
157A-9278-AA
3M51-9278-AA
3M51-9278-AB

FORD USA

1 363 512
3M51-9278-AB

JAGUAR

AJ8 13129

LAND ROVER

LR000633

MAZDA

LF01-18-501

VOLVO

30711658
30757396

MARKET DIFFUSION: HIGH



P024					Bar
					0.25

FORD

B-MAX 1.0 EcoBoost	M1JA, SPJD	10/12 →
B-MAX 1.4	SPJD, RUTC	10/12 →
B-MAX 1.4 LPG	RUTC, IQJA	08/13 →
B-MAX 1.6 Ti	IQJA, HWDA	10/12 →
C-MAX I 1.6	HWDA, --	02/07 → 09/10
C-MAX I 1.6 Ti-VCT	--, QQDA	03/07 →
C-MAX I 1.8	QQDA, KKDA	02/07 → 09/10
C-MAX I 1.8 Flexifuel	Q7DA	02/07 → 09/10
C-MAX I 1.8 TDCi	KKDA, AODA	02/07 → 09/10
C-MAX I 2.0	AODA, SYDA	02/07 → 09/10
C-MAX I 2.0 CNG	SYDA, --	04/09 → 09/10
C-MAX I 2.0 LPG	SYDA	06/08 → 09/10
C-MAX II 1.0 EcoBoost	--, M8DB	10/12 →
C-MAX II 1.5 16V	--	03/15 →
C-MAX II 1.5 EcoBoost	M8DB, JQDA	03/15 →
C-MAX II 1.6	--	12/10 →
C-MAX II 1.6 CNG	MUDACNG	01/13 →
C-MAX II 1.6 EcoBoost	JQDA, MUDA	12/10 →
C-MAX II 1.6 Flexifuel	MUDA, MUDA	02/11 →
C-MAX II 1.6 LPG	MUDA, IQDA	02/12 →
C-MAX II 1.6 Ti	IQDA, 10FDOX	12/10 →
C-MAX II 2.0 Energi	--	01/15 →
ECOSPORT 1.0 EcoBoost	10FDOX, UEJB	10/13 →
ECOSPORT 1.5 Ti	UEJB, UEJB	10/13 →
ECOSPORT 1.5 Ti-VCT [ExtraEU]	UEJB, HXJD	10/13 →
ECOSPORT 1.6 Ti-VCT	HXJD, STJA	08/12 →
ECOSPORT 2.0 4x4	C20HDEA	08/12 →
FIESTA V ST150	N4JB	03/05 → 06/08
FIESTA IV 1.2	STJA, SPJA	08/08 → 12/12
FIESTA IV 1.4	SPJA, HXJA	10/08 → 12/12
FIESTA IV 1.6 Ti-VCT	HXJA, P4JA	10/08 → 12/12
FIESTA VI 1.0	P4JA, M1JE	10/12 →
FIESTA VI 1.0 EcoBoost	M1JE, YYJA	09/12 →
FIESTA VI 1.0 Sport	YYJA, SNJB	05/14 →
FIESTA VI 1.2 LPG	SNJB, SNJA	01/11 →
FIESTA VI 1.25	SNJA, --	06/08 →
FIESTA VI 1.4	--, RTJA	06/08 →
FIESTA VI 1.4 LPG	RTJA, JTJA	01/09 →
FIESTA VI 1.6	XTJA	03/15 →
FIESTA VI 1.6 EcoBoost	--	01/13 →
FIESTA VI 1.6 ST	JTJA, --	03/13 →
FIESTA VI 1.6 ST200	JTJC	04/16 →

FORD		
FIESTA VI 1.6 Ti	--, HXJB	06/08 →
FIESTA VI 1.6 Ti-VCT [ExtraEU]	HXJB, M1JL	03/15 →
FIESTA VII 1.0 EcoBoost	M1JL, XPJA	01/17 →
FIESTA VII 1.1	XPJA, HWDA	01/17 →
FOCUS I 1.8 DI / TDDi	BHDA, F9DA	08/99 → 11/04
FOCUS I 1.8 TDCi	F9DA, BHDA	03/01 → 03/05
FOCUS I 1.8 TDDi	BHDA, BHDA	08/98 → 03/05
FOCUS I 1.8 Turbo DI / TDDi	BHDA, ASDA	02/99 → 03/05
FOCUS I 2.0 CNG	C20HDEACNG	01/10 → 07/11
FOCUS II 1.4	ASDA, HWDA	07/04 → 09/12
FOCUS II 1.6	HWDA, G8DC	07/04 → 09/12
FOCUS II 1.6 LPG	SIDA	10/09 → 09/12
FOCUS II 1.6 TDCi	G8DC, HXDA	07/04 → 09/12
FOCUS II 1.6 Ti	HXDA, --	07/04 → 09/12
FOCUS II 1.6 Ti-VCT	--, Q7DA	09/05 →
FOCUS II 1.8	Q7DA, --	03/06 → 09/12
FOCUS II 1.8 FlexiFuel	--, KKDA	12/05 → 09/12
FOCUS II 1.8 TDCi	KKDA, AODA	07/04 → 09/12
FOCUS II 2.0	AODA, SYDA	07/04 → 09/12
FOCUS II 2.0 CNG	SYDA, M1DA	04/09 → 07/11
FOCUS II 2.0 Flex	SYDA	10/08 → 03/10
FOCUS II 2.0 LPG	SYDA	06/08 → 07/11
FOCUS III 1.0 EcoBoost	M1DA, M8DA	02/12 →
FOCUS III 1.0 GTDI	--	09/12 →
FOCUS III 1.5 Di TC SIGMA A	--	07/14 →
FOCUS III 1.5 EcoBoost	M8DA, JQDA	09/14 →
FOCUS III 1.6 EcoBoost	JQDA, MUDA	07/10 →
FOCUS III 1.6 FlexiFuel	MUDA, MUDA	07/10 →
FOCUS III 1.6 LPG	MUDA, IQDA	02/12 →
FOCUS III 1.6 Ti	IQDA, R9DA	07/10 →
FOCUS III 1.6 Ti-VCT	--	07/10 →
FOCUS III 2.0	QXDA	10/13 →
FOCUS III 2.0 DI TIVCT	--	04/11 →
FOCUS III 2.0 GDi	MGDA	08/11 →
FOCUS III 2.0 ST	R9DA, --	07/12 →
FOCUS III 2.0 Ti-GDi	MGDA	07/10 →
FOCUS III 2.3 RS AWD	YVDA	07/15 →
FOCUS C-MAX 1.6	HWDA, HXDA	10/03 → 03/07
FOCUS C-MAX 1.6 Ti	HXDA, CSDA	08/04 → 03/07
FOCUS C-MAX 1.8	CSDA, KKDA	10/03 → 03/07
FOCUS C-MAX 1.8 FlexiFuel	Q7DA	01/06 → 03/07
FOCUS C-MAX 1.8 TDCi	KKDA, AODA	01/05 → 03/07
FOCUS C-MAX 2.0	AODA, BHDA	03/04 → 03/07
FUSION 2.0	--	11/04 →
GALAXY II 1.6 EcoBoost	--, FFWA	11/10 →
GALAXY II 1.8 TDCi	FFWA, AOWA	05/06 → 06/15
GALAXY II 2.0	AOWA, TNWA	05/06 → 06/15
GALAXY II 2.0 EcoBoost	TNWA, TBWA	03/10 →
GALAXY II 2.0 FlexiFuel	TBWA, C15HDTX	05/06 → 06/15
GALAXY II 2.3	SEWA	09/07 → 06/15
GALAXY III 1.5 EcoBoost	C15HDTX, R9CD	01/15 →
GALAXY III 2.0 EcoBoost	R9CD, M1DA	01/15 →
GRAND C-MAX 1.0 EcoBoost	M1DA, M8DB	10/12 →
GRAND C-MAX 1.5 EcoBoost	M8DB, JQDA	03/15 →
GRAND C-MAX 1.6 EcoBoost	JQDA, IQDA	12/10 →
GRAND C-MAX 1.6 Ti	IQDA, B2KA	12/10 →
KA+ 1.2	B2KA, BNMA	06/16 →
KUGA II 1.5 16V	--	03/13 →
KUGA II 1.5 EcoBoost	BNMA, --	09/14 →
KUGA II 1.5 EcoBoost 4x4	M9MA	09/14 →
KUGA II 1.6 EcoBoost	--, JQMA	11/12 →
KUGA II 1.6 EcoBoost 4x4	JQMA, GZ	10/12 →
KUGA II 2.0 4x4	--	03/13 → 06/16
KUGA II 2.0 EcoBoost	--	03/13 →
MAVERICK 2.3	--	05/06 →
MAVERICK 2.3 16V	GZ, TNBA	03/04 →
MONDEO I 1.6 EcoBoost	JTBA	11/10 → 09/14
MONDEO I 2.0	A0BC	03/07 → 09/14
MONDEO I 2.0 EcoBoost	TNBA, CGBA	03/10 → 09/14
MONDEO II 1.8 16V	CGBA, CJBA	10/00 → 03/07
MONDEO II 1.8 SCl	CFBA	06/03 → 03/07
MONDEO II 2.0 16V	CJBA, JTBA	10/00 → 03/07
MONDEO III 1.6 EcoBoost	JTBA, KGBA	11/10 → 01/15
MONDEO III 1.6 Ti	KGBA, FFBA	03/07 → 01/15
MONDEO III 1.8 TDCi	FFBA, A0BA	03/07 → 01/15
MONDEO III 2.0	A0BA, TBBA	03/07 → 01/15
MONDEO III 2.0 EcoBoost	TPBA	03/10 → 01/15
MONDEO III 2.0 FlexiFuel	TBBA, M1CA	03/09 → 01/15
MONDEO III 2.0 LPG	TBBA	07/09 → 01/15
MONDEO III 2.0 SClTi	TNBA	03/10 → 01/15
MONDEO III 2.3	SEBA	07/07 → 01/15
MONDEO IV 1.0 EcoBoost	M1CA, UNCA	02/15 →
MONDEO IV 1.5 EcoBoost	UNCA, --	09/14 →
MONDEO IV 1.5 GTDI	--	09/14 →
MONDEO IV 2.0 EcoBoost	--, --	09/12 →
MONDEO IV 2.0 EcoBoost 4x4	--	09/12 → 07/16
MONDEO IV 2.0 hybrid	--	09/14 →
S-MAX I 1.6 EcoBoost	--, FFWA	02/11 →

FORD		
S-MAX I 1.8 TDCi	FFWA, TNWB	05/06 → 12/14
S-MAX I 2.0 EcoBoost	TNWB, TBWA	07/10 → 12/15
S-MAX I 2.0 FlexiFuel	TBWA, C15HDTX	05/06 → 12/14
S-MAX I 2.3	SEWA	07/07 → 12/14
S-MAX II 1.5 EcoBoost	C15HDTX, R9CD	01/15 →
S-MAX II 2.0 EcoBoost	R9CD, HCPA	01/15 →
TOURNEO CONNECT I 1.8 TDCi	HCPA, BHPA	06/02 → 12/13
TOURNEO CONNECT I 1.8 TDCi /TDDi /DI	BHPA, M2GA	06/02 → 12/13
TOURNEO CONNECT II 1.0 EcoBoost	M2GA, --	11/13 →
TOURNEO CONNECT II 1.6 EcoBoost	--, SFCA	09/13 →
TOURNEO COURIER 1.0 EcoBoost	SFCA, BHPA	02/14 →
TRANSIT III 2.3 16V CNG RWD	GZFCANG, GZFA	04/06 → 08/14
TRANSIT III 2.3 16V LPG RWD	GZFC	04/06 → 08/14
TRANSIT III 2.3 16V RWD	GZFA, C23HD0D	04/06 → 08/14
TRANSIT CONNECT I 1.8 Di	BHPA, HCPA	06/02 → 12/13
TRANSIT CONNECT I 1.8 TDCi	HCPA, M2GA	06/02 → 12/13
TRANSIT CONNECT II 1.0 EcoBoost	M2GA, --	02/13 →
TRANSIT CONNECT II 1.6 EcoBoost	--, SFCA	02/13 →
TRANSIT COURIER 1.0 EcoBoost	SFCA, GZFCANG	02/14 →

FORD USA

MUSTANG 2.3 EcoBoost	C23HD0D, 204PT	01/15 →
----------------------	----------------	---------

JAGUAR

XE 2.0	204PT	03/15 →
XF 2.0	204PT	06/12 →
XJ 2.0	204PT	05/12 →

LAND ROVER

DISCOVERY IV 2.0 4x4	204PT, 204PT	11/14 →
FREELANDER 2 2.0 Si4 4x4	204PT	10/11 → 10/14
RANGE ROVER III 3.6 D 4x4	368DT, 448DT	04/06 → 08/12
RANGE ROVER III 4.4 D 4x4	448DT, 368DT	07/10 → 08/12
RANGE ROVER IV 4.4 D V8 4x4	448DT	08/12 →
RANGE ROVER IV 4.4 TD [ExtraEU]	448DT	08/13 →
RANGE ROVER EVOQUE 2.0 [ExtraEU]	204PT	09/11 →
RANGE ROVER EVOQUE 2.0 -Si	204PT	06/11 →
RANGE ROVER EVOQUE 2.0 4x4	204PT, 368DT	11/15 →
RANGE ROVER SPORT I 3.6 D 4x4	368DT, LF17	04/06 → 03/13
RANGE ROVER SPORT I 3.6 TDV8	306DT	09/09 →
RANGE ROVER SPORT II 4.4 D 4x4	44DD0R	10/13 →

MAZDA

3 I 2.0	LF17, L3N9	09/03 → 12/09
3 I 2.3 DiSi Turbo MPS	L3YH	06/06 → 06/09
3 I 2.3 MPS Turbo	L3N9, LF17	12/06 → 06/09
3 II 2.0 MZR	LF17, LF-5H	01/09 → 09/14
3 II 2.0 MZR DISI	LF-5H, L3KG	12/08 → 05/13
3 II 2.3 MPS Turbo	L3KG, LFD7	06/09 → 09/14
3 II 2.5	L5-VE	03/09 → 09/14
5 I 1.8	L823	02/05 → 05/10
5 I 2.0	LF07, LF-5W	02/05 → 05/10
5 I 2.0 CD	RF7J	02/05 → 05/10
5 I 2.0 MZR	LF5	09/07 →
5 II 1.8 MZR	L850	09/10 →
5 II 2.0	LF-5W, L813	09/10 →
6 I 1.8	L813, LF17	08/02 → 08/07
6 I 2.0	LF17, RF5C	06/02 → 08/07
6 I 2.0 DI	RF5C, L333	06/02 → 08/07
6 I 2.3	L333, L333	06/02 → 08/07
6 I 2.3 AWD	L333, L813	11/02 → 08/07
6 I 2.3 MPS Turbo	L3KG	12/05 → 08/07
6 II 1.8 MZR	L813, LF17	08/07 → 07/13
6 II 2.0 MZR	LF17, L501	08/07 → 07/13
6 II 2.5 MZR	L501, L3K4	08/07 → 07/13
CX-7 2.3 AWD	L3Y6	06/06 → 12/12
CX-7 2.3 DiSi [ExtraEU]	L3K7	06/06 → 06/09
CX-7 2.3 MZR DISI Turbo AWD	L3K4, L5-VE	06/06 → 12/14
CX-7 2.5 MZR	L5-VE, L3	07/09 → 03/13
MPV II 2.3	L3, L828	07/02 → 02/06
MX-5 III 1.8	L828, --	03/05 → 12/14
MX-5 III 2.0	--, B42047	03/05 →
TRIBUTE 2.3 AWD	L3-VE	04/04 → 05/08
TRIBUTE 2.3 GX	L3-VE	12/03 → 10/04

VOLVO

C30 1.6	B416453	10/06 → 12/12
C30 1.8	B4184511	10/06 → 12/12
C30 1.8 FlexFuel	B418458	01/07 → 12/12
C30 2.0	B420453	10/06 → 12/12

VOLVO		
C30 2.0 FlexFuel	B420454	01/10 → 12/12
S40 II 1.6	B416453	01/05 → 12/12
S40 II 1.8	B4184511	04/04 → 12/10
S40 II 1.8 FlexFuel	B418458	01/06 → 12/10
S40 II 2.0	B420453	10/06 → 12/12
S40 II 2.0 F	B420454	10/09 → 12/12
S40 II 2.4	B524454	01/04 → 12/12
S60 II 2.0 T	B420476	04/10 → 12/11
S60 II 2.0 T5 Drive	B420477	09/14 → 12/15
S60 II T3	B416473	04/10 → 12/15
S60 II T4	B416474	04/10 → 12/15
S60 II T4F	B416472	04/11 → 12/15
S60 II T5	B420477	04/10 → 12/14
S80 II 2.0	B420453	01/08 → 09/12
S80 II 2.0 FlexFuel	B420454	01/08 → 12/11
S80 II 2.0 T	B420476	01/10 →
S80 II T4	B41647	10/10 →
S80 II T4F	B416472	05/11 →
S80 II T5	B420477	10/10 →
S80L 2.0 T	B420476	01/10 →
S80L T5	B420477	01/12 →
V40 II T2 GTDi	B416474	03/13 → 12/15
V40 II T3 GTDi	B416473	03/12 →
V40 II T4	B41647	04/14 →
V40 II T4 GTDi	B41647	03/12 →
V50 1.6	B416453	01/05 → 12/12
V50 1.8	B4184511	04/04 → 12/10
V50 1.8 BiFuel	B418458	01/09 → 09/10
V50 1.8 FlexFuel	B418458	01/05 → 12/10
V50 2.0	B420453	10/06 → 12/12
V50 2.0 FlexFuel	B420454	01/10 → 12/12
V50 2.4	B524454	04/04 → 12/10
V60 I 2.0 T	B420476	07/10 → 12/12
V60 I T3	B416473	09/10 → 12/15
V60 I T4	B41647	09/10 → 12/15
V60 I T4F	B416472	04/11 → 12/15
V60 I T5	B420477, D2FA	09/10 →
V70 III 1.6 T4F	B416472	01/11 → 12/15
V70 III 2.0	B420453	10/07 → 12/11
V70 III 2.0 FlexiFuel	B420454	01/08 → 12/11
V70 III 2.0 T	B420476	09/09 → 12/11
V70 III 2.0 T5	B420477	11/10 →
V70 III T4	B41647	10/10 → 12/15
XC60 I 2.0 T	B420476	12/09 → 12/12
XC60 I T5	B420477	09/10 → 12/14

7.0147

1

ENGINE OIL PRESSURE WARNING LIGHT SWITCHES

Adatt./Suitable:

FORD

1 096 320
98AB-9278-BA

P024					Bar
	24	1/4-18NPT			0.60

FORD

TRANSIT III 2.4 DI	D2FA, D4FA	01/00 → 05/06
TRANSIT III 2.4 DI RWD	D4FA, D2FE	01/00 → 05/06
TRANSIT III 2.4 TD	F4FA	08/00 → 08/03
TRANSIT III 2.4 TD 4x4	F4FA	08/00 → 08/03
TRANSIT III 2.4 TDDi	D2FE, LCBA	08/00 → 03/06
TRANSIT III 2.4 TDE	DOFA	07/01 → 05/06
TRANSIT 2.4 TDDi	D4FA	08/00 → 08/03

7.0148



1

ENGINE OIL PRESSURE WARNING LIGHT SWITCHES

Adatt./Suitable:

FORD

1U5T-9278-BA
3 027 948
4 103 736
4 176 808
4 699 549
6U5T-9278-BA
6U5Z-9278-L
F8AF-9278-BB

JAGUAR

AJ8 3344
C2S 42664
C2S 52255
XR8 29087

MAZDA

AJC1-18-501
GY02-18-501
GY01-18-501
GY01-18-501A
ZZC0-18-501

MOTORCRAFT

SW-6362



				Bar
24	3/8NPT			0.50

FORD

COUGAR 2.5	LCBA, JP25LCBD	08/98 ⇨ 12/01
COUGAR 2.5 ST 200	SGA	01/00 ⇨ 12/01
COUGAR 2.5 ST 200 24V	MABB	08/98 ⇨
COUGAR 2.5 V6 24V	JP25LCBD, --	06/00 ⇨ 12/01
MAVERICK 3.0 V6 24V	--, QJBC	02/01 ⇨
MAVERICK 3.0 V6 24V FWD	AJ	02/01 ⇨
MONDEO I 2.5 ST 200	SGA	05/99 ⇨ 09/00
MONDEO II 2.2 TDCi	QJBC, MP30MHBA	09/04 ⇨ 03/07
MONDEO II 2.5 V6	LCBD	10/00 ⇨ 03/07
MONDEO II 2.5 V6 24V	LCBD	10/00 ⇨ 03/07
MONDEO II 3.0 V6 24V	MP30MHBA, AJ25	09/04 ⇨ 03/07
MONDEO II ST220	MEBA	04/02 ⇨ 03/07

JAGUAR

S-TYPE 2.5 V6	AJ25, AJ-V6	04/02 ⇨ 10/07
S-TYPE 3.0 V6	AJ-V6, AJ126	01/99 ⇨ 10/07
XF 3.0	AJ126, AJ30FD	03/08 ⇨ 04/15
XJ 3.0	AJ30FD, AJNYB	05/03 ⇨
X-TYPE 2.1 V6	AJNYB, AJMxB	03/02 ⇨ 11/09
X-TYPE 2.5	AJMxB, AJMxB	02/04 ⇨ 12/09
X-TYPE 2.5 V6 Trazione integrale	AJMxB, AJLWB	06/01 ⇨ 11/09
X-TYPE 3.0	AJLWB, AJLWB	02/04 ⇨ 12/09
X-TYPE 3.0 Trazione integrale	AJ-V6	09/02 ⇨ 12/08
X-TYPE 3.0 V6 Trazione integrale	AJLWB, AJ	06/01 ⇨ 12/08

MAZDA

MPV II 3.0 iV6	AJ	01/02 ⇨ 12/06
TRIBUTE 3.0 V6 24V 4WD	AJ03	03/00 ⇨ 05/08
TRIBUTE 3.0 V6 AWD	AJ, 504	04/04 ⇨ 05/08

7.0149



1

ENGINE OIL PRESSURE WARNING LIGHT SWITCHES

Adatt./Suitable:

VW

027 919 081 1
030 919 081 1

Eliminated on 12-09-2016. Please verify the availability through our local distributors

- Eliminato il 12-09-2016. Verificare la disponibilità presso i nostri distributori
- Éliminé le 12-09-2016. Vérifier la disponibilité auprès de nos distributeurs sur place
- Am 12-09-2016 gestrichen. Evtl. Verfügbarkeit bitte bei unseren Händlern prüfen
- Eliminado en fecha 12-09-2016. Verificar la disponibilidad a través de nuestros distribuidores locales



				Bar
24	M 10 x 1			0.25

VOLKSWAGEN (BR)

CADDY 1.6i	MY4	11/98 ⇨
GOL 2.0i 16V	112	10/95 ⇨
LOGUS 1.6	504, 424	10/94 ⇨ 12/96
LOGUS 1.8	424, 526	12/92 ⇨ 12/96
LOGUS 2.0	653	11/93 ⇨ 05/94
LOGUS 2.0i	526, 504	12/92 ⇨ 12/96
PARATI 1.0i 16v	511	09/97 ⇨
PARATI 1.0i 16v Turbo	512	06/00 ⇨
PARATI 1.6	504, 540	08/95 ⇨ 01/97
PARATI 1.6i	540, 521	10/96 ⇨
PARATI 1.8	521, 528	08/95 ⇨ 01/97
PARATI 1.8i	542	10/96 ⇨
PARATI 2.0i	528, 424	08/95 ⇨
POINTER 1.8	424, 526	11/93 ⇨ 12/96
POINTER 2.0	653	12/92 ⇨ 05/94
POINTER 2.0i	526, MJ3	11/93 ⇨ 12/96
POLO 1.6	MJ3, MJ2	07/00 ⇨
POLO 1.8	MJ2, AQV	12/96 ⇨

VW

CADDY III 1.6 [ARG]	UVC	10/05 ⇨
---------------------	-----	---------

7.0150




1

ENGINE OIL PRESSURE WARNING LIGHT SWITCHES

Adatt./Suitable:

SKODA

047 919 081 B



				Bar
24	M 16 x 1,5			0.90

SKODA

FABIA I 1.0	AQV, AME	12/99 ⇨ 08/02
FABIA I 1.4	AME, K9K884	04/00 ⇨ 05/03

SKODA

OCTAVIA I 1.4

AMD

04/99 ⇨ 03/01

7.0151



1

ENGINE OIL PRESSURE WARNING LIGHT SWITCHES

Adatt./Suitable:

DACIA

82 00 026 650
82 00 671 279

GENERAL MOTORS

93 160 284
93 198 196

NISSAN

22630-00Q1D
22630-00QAE
25240-00QOB
25240-00QAB
25240-AW300

OPEL

44 10 676
44 11 236
44 33 880
93160284
93160657
93198196

RENAULT

82 00 026 540
82 00 026 541
82 00 026 650
82 00 670 483
82 00 671 279
82 00 970 441

SUZUKI

37820-84A00
37820-84A00-000
37820-84A01
37820-84A01-000

VAUXHALL

93160284
93160657
93198196

VOLVO

9128771
9128771-4

MARKET DIFFUSION: HIGH



				Bar
P020	21	M 14 x 1,5		0.50

DACIA

DUSTER 1.5 dCi	K9K884, K9K884	06/10 ⇨
DUSTER 1.5 dCi 4x4	K9K884, G9U650	06/10 ⇨

NISSAN

INTERSTAR dCi 100	G9U650, G9U650	11/03 ⇨
INTERSTAR dCi 120	G9U650, G9T722	04/02 ⇨
INTERSTAR dCi 150	G9U632	08/06 ⇨
INTERSTAR dCi 90	G9T722, K7J700	07/02 ⇨
KUBISTAR 1.4	K7J700, K9K710	08/03 ⇨ 10/09
KUBISTAR 1.5 dCi	K9K710, K4M750	08/03 ⇨ 10/09
KUBISTAR 1.5 dCi 70	K9K700	04/06 ⇨ 10/09
KUBISTAR 1.5 dCi 85	K9K276	04/06 ⇨ 10/09
KUBISTAR 1.6 16V	K4M750, K9K276	08/03 ⇨
MICRA III 1.5 dCi	K9K276, F4R720	01/03 ⇨ 06/10
PRIMASTAR 1.9 dCi 100	F9Q760	07/02 ⇨
PRIMASTAR 2.0	F4R720, G9U630	03/01 ⇨
PRIMASTAR 2.5 dCi 115	G9U630, G9U630	09/08 ⇨
PRIMASTAR 2.5 dCi 140	G9U730	07/03 ⇨
PRIMASTAR 2.5 dCi 150	G9U630, G9U630	04/06 ⇨
PRIMASTAR dCi 100	F9Q760	03/01 ⇨
PRIMASTAR dCi 115	G9U630, G9U630	09/08 ⇨
PRIMASTAR dCi 140	G9U730	07/03 ⇨
PRIMASTAR dCi 150	G9U630, F9Q	09/06 ⇨
PRIMASTAR dCi 80	F9Q762	03/01 ⇨
PRIMERA III 1.9 dCi	F9Q, G9U750	08/02 ⇨

OPEL

MOVANO A 2.2 DTI	G9T750	09/00 ⇨
MOVANO A 2.5 DTI	G9U750, F9Q762	10/01 ⇨
VIVARO A 1.9 DI	F9Q762, F4R760	08/01 ⇨
VIVARO A 1.9 DTI	F9Q760	08/01 ⇨
VIVARO A 2.0 16V	F4R720	08/01 ⇨
VIVARO A 2.0 ECOTEC	F4R820	08/06 ⇨
VIVARO A 2.5 CDTI	G9MB6	08/06 ⇨

OPEL			
VIVARO A 2.5 DTI	G9U730	05/03	→
RENAULT			
AVANTIME 2.0 16V Turbo	F4R760, K4J700	11/01	→ 05/03
AVANTIME 2.2 dCi	G9T712	05/02	→ 05/03
CLIO II 1.4	K7J700	03/98	→ 02/09
CLIO II 1.4 16V	K4J700, K9K702	08/00	→
CLIO II 1.5 dCi	K9K702, K4M742	06/01	→
CLIO II 1.6	K4M742, K4M742	03/99	→
CLIO II 1.6 Hi-Flex	K4M742, F9Q782	04/04	→ 02/09
CLIO II 1.9 dTi	F9Q782, K9K750	08/00	→
CLIO II 2.0 16V	F4R732	06/01	→
CLIO II 2.0 16V Sport	F4R738	01/04	→
CLIO III 1.4 16V	K4J780	06/05	→
CLIO III 1.5 dCi	K9K750, G9T642	05/05	→
DUSTER 1.5 dCi	K9K898	09/13	→
DUSTER 1.5 dCi 4x4	K9K884	06/11	→
ESPACE III 2.2 dCi	G9T642, F9Q680	07/00	→ 10/02
ESPACE IV 1.9 dCi	F9Q680, F4R790	11/02	→
ESPACE IV 2.0	F4R790, F4R794	11/02	→
ESPACE IV 2.0 Turbo	F4R794, G9T645	11/02	→
ESPACE IV 2.2 dCi	G9T645, K9K728	11/02	→
GRAND ESPACE 2.0	F4R790	04/03	→ 12/15
GRAND SCÉNIC II 1.5 dCi	K9K728, K4M761	04/04	→
GRAND SCÉNIC II 1.6	K4M761, F4R770	04/04	→
GRAND SCÉNIC II 2.0	F4R770, K7J700	04/04	→
KANGOO I 1.4	K7J700, K9K700	08/97	→
KANGOO I 1.5 dCi	K9K700, K4M750	02/01	→
KANGOO I 1.6 [ExtraEU]	K4M750, K4M750	06/01	→ 03/09
KANGOO I 1.6 16V	K4M750, K4M708	06/01	→
KANGOO I 1.6 16V 4x4	K4M708, F9Q782	02/01	→
KANGOO I 1.6 BiFuel	K4M750	06/05	→ 06/08
KANGOO I 1.9 dCi	F9Q782, F9Q782	07/03	→
KANGOO I 1.9 dCi 4x4	F9Q782, K4M710	10/01	→
KANGOO I 1.9 dTi	F9Q782	02/00	→
LAGUNA II 1.6	K4M710	03/01	→ 10/05
LAGUNA II 1.6 16V	K4M710, F4P770	03/01	→ 12/07
LAGUNA II 1.6 BiFuel	K4M714	06/05	→ 12/07
LAGUNA II 1.6 LPG	K4M714	03/01	→ 05/05
LAGUNA II 1.8 16V	F4P770, F9Q650	03/01	→
LAGUNA II 1.9 dCi	F9Q650, F4R712	03/01	→
LAGUNA II 2.0 16V	F4R712, F5R700	08/02	→ 12/07
LAGUNA II 2.0 16V IDE	F5R700, F4R764	04/01	→ 09/07
LAGUNA II 2.0 16V Turbo	F4R764, G9T600	01/03	→ 08/05
LAGUNA II 2.2 dCi	G9T600, G9U650	03/01	→
MASTER II 2.2 dCi 90	G9T750	09/00	→
MASTER II 2.5 dCi	G9U650, G9U750	11/02	→
MASTER II 2.5 dCi 100	G9U754	10/03	→
MASTER II 2.5 dCi 120	G9U750, K4J710	10/01	→
MEGANE II 1.4	K4J730, K4J730	08/03	→
MEGANE II 1.4 16V	K4J730, K9K722	11/02	→ 02/08
MEGANE II 1.5 dCi	K9K722, K4M760	09/02	→ 12/10
MEGANE II 1.6	K4M760, K4M760	08/03	→
MEGANE II 1.6 16V	K4M760, F9Q800	11/02	→
MEGANE II 1.6 LPG 16V	K4M760	01/06	→ 08/09
MEGANE II 1.9 dCi	F9Q800, F4R770	11/02	→
MEGANE II 2.0	F4R770, F4R770	08/03	→
MEGANE II 2.0 16V	F4R770, F4R774	11/02	→ 02/08
MEGANE II 2.0 16V Turbo	F4R776	05/04	→ 03/09
MEGANE II 2.0 Renault Sport	F4R774, K4J770	05/04	→ 10/09
MEGANE I 1.4 16V	K4J710, K9K728	11/00	→ 08/03
MEGANE I 1.5 dCi	K9K728, K4M710	08/03	→ 03/09
MEGANE I 1.6	K4M760	10/03	→ 01/06
MEGANE I 1.6 16V	K4M710, F4P770	05/00	→
MEGANE I 1.8 16V	F4P770, F9Q260	07/00	→ 11/02
MEGANE I 1.9	F9Q260, F9Q751	06/97	→
MEGANE I 1.9 dCi	F9Q751, F4R720	12/00	→
MEGANE I 1.9 dTi	F9Q782	12/99	→
MEGANE I 2.0 16V	F4R720, K4J730	05/00	→
MODUS 1.4	K4J770, K9K722	04/06	→ 12/13
MODUS / GRAND MODUS 1.4	K4J770, K9K750	12/04	→
MODUS / GRAND MODUS 1.5 dCi	K9K750, K4M790	09/04	→
MODUS / GRAND MODUS 1.5 dCi 90	K9K750	10/10	→
MODUS / GRAND MODUS 1.6	K4M790, K4J770	12/04	→
SCÉNIC I 1.9 dCi RX4	F9Q796	12/02	→ 08/03
SCÉNIC II 1.4	K4J730	06/03	→
SCÉNIC II 1.5 dCi	K9K722, K4M761	06/03	→
SCÉNIC II 1.6	K4M761, K4M764	06/03	→
SCÉNIC II 1.6 16V	K4M764, F4R770	05/03	→
SCÉNIC II 1.6 BiFuel	K4M764	08/03	→ 05/06
SCÉNIC II 2.0	F4R770, K4M744	06/03	→
SCÉNIC II 2.0 16V Turbo	F4R776	05/04	→
SCÉNIC 1.5 dCi	K9K728	06/07	→ 11/08
SYMBOL 1.6	K4M744	09/08	→ 06/14
SYMBOL 1.6 [ExtraEU]	K4M744, K7J700	01/09	→ 06/14
THALIA I 1.4	K7J700, K4M744	05/00	→
THALIA I 1.6	K4M744, F9Q760	01/01	→

RENAULT			
THALIA II 1.4	K7J700	09/08	→ 06/14
THALIA II 1.6 16V	K4M744	09/08	→
TRAFIC II 1.9 dCi	F9Q760, F9Q760	03/01	→
TRAFIC II 1.9 dCi 100	F9Q760	03/01	→
TRAFIC II 1.9 dCi 80	F9Q760, F4R720	03/01	→
TRAFIC II 2.0	F4R720, F4R766	03/01	→
TRAFIC II 2.0 16V	F4R820	08/06	→
TRAFIC II 2.5 dCi 135	G9U730	03/01	→
TRAFIC II 2.5 dTi	G9U730	03/03	→ 07/03
VEL SATIS 2.0 16V Turbo	F4R766, F4R762	04/04	→
VEL SATIS 2.0 16V Turbo	F4R762, F4R767	06/02	→
VEL SATIS 2.0 Turbo	F4R767, G9T600	04/05	→
VEL SATIS 2.2 dCi	G9T600, F9Q8	06/02	→

SUZUKI			
GRAND VITARA II 1.9 DDiS	F9QB	03/06	→ 08/08
GRAND VITARA II 1.9 DDiS Trazione integrale	F9QB, K9K	10/05	→ 02/15
JIMNY III 1.5 DDiS 4WD	K9K, K9K	12/03	→
JIMNY III 1.5 DDiS 4x4	K9K, G9U750	08/05	→

VAUXHALL			
MOVANO A 2.2 DTI	G9T750	09/00	→ 05/10
MOVANO A 2.5 DTI	G9U750, G9U630	01/01	→ 05/10
VIVARO 2.0 16V	F4R720	04/03	→ 07/14
VIVARO 2.0 ECOTEC	F4R820	08/06	→ 07/14
VIVARO 2.5 CDTI	G9U630, B418453	04/03	→ 07/14
VIVARO 2.5 DTI	G9U630	07/03	→ 07/14

VOLVO			
S40 I 1.8	B418453, B418453	03/99	→ 12/03
S40 I 1.8 16V	B4184510	08/00	→
S40 I 2.0 T	B4204T2	08/99	→ 07/00
V40 I 1.8	B418453, D4F732	03/99	→ 06/04
V40 I 1.8 16V	B4184510	08/00	→
V40 I 1.9 T4	B4194T2	08/99	→ 07/00

7.0153



1

ENGINE OIL PRESSURE WARNING LIGHT SWITCHES

Adatt./Suitable:

DACIA
82 00 062 452
82 00 671 278

NISSAN
25240-00Q0G
25240-00QAE
82 00 671 278

RENAULT
82 00 062 452
82 00 671 278

MARKET DIFFUSION: MEDIUM



P020					Bar
21	M 14 x 1,5				0.90

DACIA			
LOGAN I 1.2 16V	D4F732	02/06	→
LOGAN I 1.2 LPG	D4F734	02/13	→
LOGAN II 1.2	D4F732, D4F732	10/12	→
LOGAN II 1.2 LPG	D4F732, D4F732	10/12	→
LOGAN II MCV 1.2	D4F732, D4F732	02/13	→
LOGAN II MCV 1.2 LPG	D4F732, D4F732	02/13	→
SANDERO I 1.2 16V	D4F732	11/08	→
SANDERO I 1.2 16V LPG	D4F732, D4F732	11/08	→
SANDERO II 1.2	D4F732, D4F732	10/12	→
SANDERO II 1.2 LPG	D4F732, D7F726	10/12	→
NISSAN			
KUBISTAR 1.2	D7F726, D4F740	08/03	→
KUBISTAR 1.2 16V	D4F730	04/06	→

RENAULT			
CLIO II 1.2	D4F740, D4F706	03/98	→
CLIO II 1.2 16V	D4F706, D7F744	06/01	→
CLIO II 1.2 LPG	D7F744, D4F740	09/98	→ 06/09
CLIO III 1.2	D4F740, D4F706	10/05	→
CLIO III 1.2 16V	D4F706, D4F740	06/05	→
CLIO III 1.2 16V Hi-Flex	D4F740	07/08	→
CLIO IV 1.2 16V	D4F740, D4F712	11/12	→

RENAULT			
CLIO IV 1.2 LPG	D4F744	01/14	→
KANGOO I 1.2	D4F712, D4F712	08/97	→
KANGOO I 1.2 16V	D4F712, D7F744	06/01	→
KANGOO I 1.2 BiFuel	D7F744, D4F732	06/97	→ 06/03
LOGAN 1.2	D4F732, D4F732	11/13	→
LOGAN 1.2 16V	D4F732, D4F732	02/06	→
LOGAN 1.2 16V LPG	D4F732, D4F740	11/13	→
MODUS / GRAND MODUS 1.2	D4F740, D4F732	12/04	→
MODUS / GRAND MODUS 1.2 16V Hi-Flex	D4F740	10/08	→
SANDERO 1.2	D4F732	04/15	→
SANDERO I 1.2 16V	D4F732	11/08	→
SANDERO II 1.2 16V	D4F732, AJ	12/13	→
SANDERO II 1.2 16V LPG	D4F734	12/13	→
SYMBOL 1.2 LPG [ExtraEU]	D4F734	12/13	→
THALIA III 1.2 16V	D4F732	12/13	→
TWINGO I 1.2 16V	D4F708	08/04	→ 06/07

7.0156



1

ENGINE OIL PRESSURE WARNING LIGHT SWITCHES

Adatt./Suitable:

FORD
1U5T-9278-AA
3 553 091
4 176 807
F8AF-9278-AA

MAZDA
AJ03-18-501
AJ03-18-501A
ZZT1-18-501



				Bar
24	1/4-18NPT			0.40

FORD			
MAVERICK 3.0 V6 24V	AJ, AXW	02/01	→
MAVERICK 3.0 V6 24V FWD	AJ	02/01	→
MONDEO I 1.5 ST 200	SGA	05/99	→ 09/00
WINDSTAR 3.0 i 12V	99U	04/95	→ 07/97
WINDSTAR 3.0 i 12V S	99U	08/97	→
FORD USA			
WINDSTAR 3.0 V6	--	03/95	→ 02/99
MAZDA			
MPV II 3.0 i V6	AJ	01/02	→ 12/06
TRIBUTE 3.0 V6 24V 4WD	AJ03	03/00	→ 05/08
TRIBUTE 3.0i [USA]	1	05/00	→
TRIBUTE 3.0i 4x4 [USA]	1	05/00	→

7.0159



3

ENGINE OIL PRESSURE WARNING LIGHT SWITCHES

Adatt./Suitable:

AUDI
06D 919 031

SEAT
06D 919 031

SKODA
06D 919 031

VW
06D 919 031



P022					Bar
					24

AUDI

A3 II 2.0 FSI	AXW, AXW	05/03 ⇨ 06/08
A3 II 2.0 TFSI	AXX	09/04 ⇨ 08/12
A3 II SPORTBACK 2.0 FSI	AXW, BGB	09/04 ⇨ 06/08
A3 II SPORTBACK 2.0 TFSI	AXX	09/04 ⇨ 03/13
A3 II SPORTBACK 2.0 TFSI quattro	AXX	09/04 ⇨ 03/13
A4 II 2.0 TFSI quattro	BWT	11/05 ⇨ 03/09
A4 III 2.0 TFSI	BGB, BGB	11/04 ⇨ 06/08
A4 III 2.0 TFSI quattro	BGB, BLR	11/04 ⇨ 06/08

SEAT

ALTEA 2.0 FSI	BLR, BLR	05/04 ⇨ 03/09
TOLEDO III 2.0 FSI	BLR, BLR	10/04 ⇨ 05/09

SKODA

OCTAVIA II 2.0 FSI	BLR, BLX	11/04 ⇨ 10/08
OCTAVIA II 2.0 FSI 4x4	BLX, AXW	11/04 ⇨ 10/08

VW

GOLF V 2.0 FSI	AXW, AXX	01/04 ⇨ 11/08
GOLF V 2.0 GTI	AXX, AXX	10/04 ⇨ 02/09
PASSAT V 2.0 FSI	AXX, BLX	03/05 ⇨ 11/10
PASSAT V 2.0 FSI 4motion	BLX, AXW	09/05 ⇨ 11/10
TOURAN I 2.0 FSI	AXW, KA24E	10/03 ⇨ 01/07

7.0160



1

ENGINE OIL PRESSURE WARNING LIGHT SWITCHES

Adatt./Suitable:

NISSAN
25240-2X900
25240-2X901
25240-2X905



P013					Bar
					24

NISSAN

PATROL GR II 3.0 D	ZD30DDTi	05/00 ⇨ 09/04
PATROL GR II 3.0 D 4x4	ZD30DDTi	10/04 ⇨
PATROL GR II 3.0 DTi	ZD30DDTi	05/00 ⇨

NISSAN

PATROL GR II 4.8	TB48DE	03/00 ⇨
TERRANO II 2.4 4WD	KA24E, Z16XE1	05/96 ⇨ 09/07
TERRANO II 2.4 i 12V 4WD	KA24E	02/93 ⇨ 12/97
TERRANO II 3.0 Di 4WD	ZD30	05/02 ⇨ 09/07

7.0161



1


ENGINE OIL PRESSURE WARNING LIGHT SWITCHES

Adatt./Suitable:

NISSAN
25240-7F400

Eliminated on 15-02-2016. Please verify the availability through our local distributors

- Eliminato il 15-02-2016. Verificare la disponibilità presso i nostri distributori
- Éliminé le 15-02-2016. Vérifier la disponibilité auprès de nos distributeurs sur place
- Am 15-02-2016 gestrichen. Evtl. Verfügbarkeit bitte bei unseren Händlern prüfen
- Eliminado en fecha 15-02-2016. Verificar la disponibilidad a través de nuestros distribuidores locales



P013					Bar
					24

NISSAN

TERRANO II 2.7 TDi 4WD	TD27Ti	05/96 ⇨ 09/07
------------------------	--------	---------------

7.0162



1

ENGINE OIL PRESSURE WARNING LIGHT SWITCHES

Adatt./Suitable:

GENERAL MOTORS
24 461 314

OPEL

24461314

62 40 261

VAUXHALL

24461314



P023					Bar
					24

OPEL

ASTRA G 1.6	Z16XEP	12/02 ⇨ 12/09
ASTRA G 1.6 16V	Z16XEP	03/00 ⇨ 05/05
ASTRA G 1.6 LPG	Z16XEP	06/02 ⇨ 06/07
ASTRA H 1.6	Z16XE1, Z16XE1	03/04 ⇨ 10/10
ASTRA H 1.6 EcoTec	Z16XEP	02/04 ⇨ 11/04
ZAFIRA A 1.6 16V	Z16XEP	10/03 ⇨ 06/05
ZAFIRA A 1.6 LPG	Z16XEP	10/03 ⇨ 06/05

VAUXHALL

ASTRA I 1.6	Z16XEP	12/02 ⇨ 05/05
ASTRA IV 1.6 16V	Z16XEP	09/98 ⇨ 10/05
ASTRA V 1.6	Z16XE1, Z16XE1	01/04 ⇨ 11/10
ASTRAVAN II 1.6 Dualfuel 16V	Z16XEP	10/04 ⇨ 12/05
ASTRAVAN III 1.6	Z16XE1, 940C1.000	03/05 ⇨

7.0163



1

ENGINE OIL PRESSURE WARNING LIGHT SWITCHES

Adatt./Suitable:

ALFA ROMEO
55233423
K68096437AA

CHRYSLER

55233423

CITROËN

16 163 159 80

FIAT

55233423

K68096437AA

GENERAL MOTORS

55 233 423

JEEP

55233423

55256909

K68096437AA

K68275173AA

LANCIA

55233423

OPEL

55233423

PEUGEOT

16 163 159 80

SUZUKI

16582-62M00

16582-62M00-000

VAUXHALL

55233423

306 Has the same colour as the original part : Grey

• corrisponde al pezzo originale colorato : grigio

• Correspond à la pièce originale dans sa couleur : gris

• Entspricht dem Originalteil in Farbe : grau

• corresponde al color de la pieza original : gris

MARKET DIFFUSION: MEDIUM



P023					Bar
					24

ALFA ROMEO

GIULIETTA II 1.6 JTDM	940C1.000, 940A5.000	02/15 ⇨
GIULIETTA II 2.0 JTDM	940A5.000, 199B1.000	04/10 ⇨
MITO 1.3 JTDM	199B4.000	01/11 ⇨
MITO 1.3 MultiJet	199B1.000, F13DTE6	10/09 ⇨

CHRYSLER

YPSILON 1.3 Multijet	199B1.000	05/11 ⇨
----------------------	-----------	---------

CITROËN

NEMO 1.3 BlueHDi 80	F13DTE6, F13DTE6	02/16 ⇨
NEMO 1.3 HDi 80	F13DTE6, 199B1.000	10/15 ⇨

FIAT

500 1.3 D Multijet	199B1.000, 199B1.000	12/09 ⇨
500 C 1.3 D Multijet	199B1.000, 199B4.000	09/09 ⇨
500 C 1.4	169A3.000	09/11 ⇨
500 MY12 1.3 JTD	--	01/12 ⇨
500 MY15 1.3 JTD	--	01/15 ⇨
500L 1.3 D Multijet	199B4.000, 199B5.000	09/12 ⇨
500L 1.6 D Multijet	199B5.000, 55263087	09/12 ⇨
500X 1.3 D Multijet	55266963	06/15 ⇨
500X 1.6 D Multijet	55260384	09/14 ⇨
500X 2.0 4x4	--	09/15 ⇨
500X 2.0 D Multijet 4x4	55263087, 199A3.000	09/14 ⇨
BRAVO II 1.6 D Multijet	--	01/10 ⇨
DOBLO II 1.3 D Multijet	199A3.000, 198A3.000	02/10 ⇨
DOBLO II 1.6 D Multijet	198A3.000, 199A2.000/F	02/10 ⇨
FIORINO III 1.3 D Multijet	199A2.000/F, 939B5.000	11/07 ⇨
FREEMONT 2.0 JTD	939B5.000, 940A5.000	08/11 ⇨
FREEMONT 2.0 JTD 4x4	939B5.000	08/11 ⇨
FREEMONT 2.0 JTDM	940A5.000, 199A1.000	08/11 ⇨
PANDA III 1.3 D Multijet	199A1.000, 199A1.000	02/12 ⇨
PANDA III 1.3 D Multijet 4x4	199A1.000, 199B1.000	06/12 ⇨
PUNTO III / GRANDE PUNTO 1.3 JTD Actual	--	09/09 ⇨
PUNTO III 1.3 D Multijet	199B1.000, 199B1.000	03/12 ⇨
PUNTO III 1.3 JTD Multijet	955B2.000	05/18 ⇨
QUBO 1.3 D Multijet	225A2.000	03/15 ⇨
TIPO II 1.3 D	199B1.000, EBS(55263087)	10/15 ⇨

JEEP

CHEROKEE V 2.2 CRD 4x4	LAU61	08/15 ⇨
COMPASS 1.6 CRD	EJJ(55260384)	03/17 ⇨
COMPASS 2.0 CRD 4x4	EBS(55263087), EJJ(55260384)	12/16 ⇨
RENEGADE 1.6 CRD	EJJ(55260384), 55263088	07/14 ⇨

JEEP		
RENEGADE 2.0 CRD 4x4	55263088, 199B1.000	07/14 →
LANCIA		
YPSILON I 1.3 D Multijet	199A2.000	09/06 → 12/11
YPSILON II 1.3 D Multijet	199B1.000, F13DTE6	05/11 →
OPEL		
COMBO D 1.3 CDTI	A13FD	03/16 →
PEUGEOT		
BIPPER 1.3 BlueHdi 80	F13DTE6	12/15 →
BIPPER TEPEE 1.3 Hdi 80	F13DTE6, 10P	12/15 →
VAUXHALL		
COMBO D 1.3 CDTI	A13FD	03/16 →

7.0164



1

ENGINE OIL PRESSURE WARNING LIGHT SWITCHES

Adatt./Suitable:

LAND ROVER
 NUC000020

⁰³ Supplied until depletion

- Fornibile fino ad esaurimento delle scorte
- Fourni jusqu'à épuisement du stock
- Lieferbar solange vorrat reicht
- Suministrado hasta el stock termina



				Bar
24	M 12 x 1,5			0.60

LAND ROVER

DEFENDER 2.5 Td5 4x4	10P, 11L	06/98 → 02/16
DEFENDER 2.5 TDI 4x4	11L, 10P	08/90 → 12/98
DISCOVERY II 2.5 Td5 4x4	10P, VQ37VHR	11/98 → 06/04

7.0166



1

ENGINE OIL PRESSURE WARNING LIGHT SWITCHES

Adatt./Suitable:

GENERAL MOTORS

 93 180 245
 93 197 098

INFINITI

 25240-4M400
 25240-4M40E

NISSAN

 25240-00QAG
 25240-4M400
 25240-4M40E

OPEL

 44 15 207
 44 18 658
 44 19 137
 93180245
 93195087
 93197098

RENAULT

 25 24 04M 40E
 77 01 059 974

RENAULT TRUCKS

74 85 119 903

VAUXHALL

 93180245
 93195087
 93197098

*ITEM NOW AVAILABLE FROM PRODUCTION

- ARTICOLO ORA DISPONIBILE PER LA VENDITA
- ARTICLE DISPONIBLE EN PRODUCTION COURANTE
- JETZT ZUM VERKAUF VERFÜGBARER ARTIKEL
- ARTICULO AHORA DISPONIBLE EN PRODUCCION

MARKET DIFFUSION: MEDIUM



				Bar
24	1/8 GAS			0.20

INFINITI

EX 25 AWD	VQ25HR	09/07 →
EX 35	VQ35HR	10/08 →
EX 37	VQ37VHR, VQ35DE	10/08 →
EX35 3.5 V6	VQ35HR	04/08 →
FX 3.5 [ExtraEU]	VQ35HR	09/09 → 07/13
FX 3.7	VQ37VHR	01/13 → 07/13
FX 35	VQ35DE, VQ37VHR	02/03 → 12/11
FX 35 AWD	VQ35HR	07/08 → 05/09
FX 35 Trazione integrale	VQ35DE	01/03 → 12/08
FX 37 AWD	VQ37VHR, VK50VE	07/08 →
FX 45	VK45DE	02/03 → 12/08
FX 45 AWD	VK45DE	10/08 →
FX 45 Trazione integrale	VK45DE	01/03 → 12/08
FX 50 AWD	VK50VE, VQ37VHR	10/08 →
G35 3.5 V6	VQ35HR	12/06 →
G37 3.7	VQ37VHR, VQ35DE	10/08 →
G37 3.7 V6	VQ37VHR	10/07 →
G 25	VQ25HR	01/11 →
G 35 X	VQ35HR	01/07 → 12/08
G 37	VQ37VHR, VQ37VHR	09/07 →
G 37 X	VQ37VHR, VQ37VHR	09/08 →
M35 3.5	VQ35DE, VQ35DE	01/05 →
M35 3.5 [ExtraEU]	VQ35DE, VQ35DE	01/05 → 12/10
M35 3.5 X	VQ35DE, VQ37VHR	01/05 →
M37 3.7	VQ37VHR, VQ37VHR	01/10 →
M 25	VQ25HR	07/10 →
M 37	VQ37VHR	03/10 →
M45 4.5	VK45DE	01/05 →
M45 4.5 [ExtraEU]	VK45DE	01/05 → 05/10
Q60 3.7	VQ37VHR, VQ37HR	10/13 →
Q70 2.2 D	OM651	10/14 →
Q70 2.5 [ExtraEU]	VQ25HR	09/13 →
Q70 3.7 AWD	VQ37VHR	01/14 →
QX50 2.5 AWD	VQ25HR	02/14 →
QX50 3.7	VQ37VHR	08/13 →
QX50 37 AWD	VQ37VHR	08/13 →
QX56 5.6	VK56DE	09/03 → 12/10
QX56 5.6 V8	VK56DE	04/08 →
QX56 56 AWD	VK56VD	03/10 →
QX70 3.7 AWD	VQ37VHR	08/13 →
QX70 37 AWD	VQ37VHR	02/14 →
QX70 50 AWD	VK50VE	08/13 →
QX80 5.6 AWD	VK56VD	09/13 →

NISSAN		
370 Z 3.7	VQ37HR, HR15DE	04/09 →
370 Z NISMO 3.7	VQ37VHR	06/13 →
ALMERA III 1.2 i	HR12DE	09/11 →
ALMERA III 1.5 i	HR15DE, HR12DR	01/12 →
CABSTAR III 2.5 D	YD25DDTi	09/06 →
CABSTAR III 28.11 DCI, 32.11 DCI, 35.11 DCI 2.5	YD25DDTi	09/06 → 12/13
CABSTAR III 28.12 DCI, 32.12 DCI, 34.12 DCI, 35.12 DCI 2.5	YD25DDTi	09/06 → 12/13
CABSTAR III 3.0 D	ZD30DDTi	09/06 →
CABSTAR III 3.0 TDi	ZD30DDTi	09/06 → 12/13
CABSTAR III 34.110 DCI 2.5	YD25DDTi	01/07 → 04/12
CABSTAR III 35.13 DCI, 45.13 DCI 2.5	YD25DDTi	09/06 → 12/12
CABSTAR III 35.14 DCI 3.0	ZD30DDTi	09/06 → 12/13
CABSTAR III 35.14 DCI, 45.14 DCI 2.5	YD25DDTi	09/06 → 12/13
CABSTAR III 35.15 DCI, 45.15 DCI 3.0	ZD30DDTi	09/06 → 12/13
CUBE 1.6 16V	HR16DE	03/10 →
FRONTIER 2.5 dCi	YD25DDTi	01/08 →
FRONTIER 2.5 dCi [BRA]	YD25DDTi	08/08 →
FRONTIER 2.5 i	QR25DE	11/14 →
FRONTIER 2.5 i [USA]	QR25DE	10/04 →
FRONTIER 4.0 [USA]	VQ40DE	10/04 →
INTERSTAR dCi 140	ZD30	11/03 →
INTERSTAR dCi 80	F9Q774	07/02 →
MICRA III 160 SR	HR16DE	05/05 → 06/10
MICRA IV 1.2	HR12DR, HR12DR	05/10 →
MICRA IV 1.2 4WD	HR12DE	05/10 →
MICRA IV 1.2 DIG-S	HR12DR, HR15DE	04/11 →
MICRA IV 1.2 LPG	HR12DE	05/10 →
MICRA IV 1.5	HR15DE, VQ35DE	11/10 →
MICRA IV 1.5 NISMO S	HR15DE	06/13 →
MICRA C+ C.1.6 160 SR	HR16DE	08/05 →
MURANO II 2.5 dCi 4x4	YD25DDTi	01/10 → 09/14
MURANO II 3.5	VQ35DE, VQ35DE	11/07 → 09/14
MURANO II 3.5 4x4	VQ35DE, QR25DE	11/07 → 09/14
MURANO II 3.5 CVTC [ExtraEU]	VQ35DE	11/07 → 09/14
NAVARA I 2.5 D 4x4	YD25DDTi	11/01 →
NAVARA II 2.5 dCi [MYS]	YD25DDTi	09/11 →
NAVARA II 2.5 dCi [THA]	YD25DDTi	12/06 →
NAVARA II 2.5 i [THA]	QR25DE	08/07 →
NAVARA II 4.0	VQ40DE	05/07 →
NAVARA III 2.5	QR25DE, YD25DDTi	07/14 →
NAVARA III 2.5 dCi	YD25DDTi	07/14 →
NAVARA III 2.5 dCi 4x4	YD25DDTi, HR12DR	07/14 →
NAVARA III 2.5 DDTi	YD25DDTi	01/15 →
NOTE I 1.6	HR16DE	03/06 → 06/12
NOTE II 1.2	HR12DR, YD25DDTi	06/13 →
NOTE II 1.2 4WD	HR12DE	06/13 →
NOTE II 1.2 DIG-S	HR12DDR	06/13 →
NOTE II 1.2 LPG	HR12DE	03/15 →
NP300 2.0	KA20DE	10/08 →
NP300 2.4	KA24DE	03/08 →
NP300 2.4 i	KA24DE	10/08 →
NP300 2.5 D	YD25DDTi	06/14 →
NP300 2.5 dCi	YD25DDTi	01/08 →
NP300 2.5 dCi 4x4	YD25DDTi	04/08 →
NT400 CABSTAR 28.12, 32.12, 35.12	YD25DDTi	01/14 →
NT400 CABSTAR 35.13	ZD30DDTi	09/16 →
NT400 CABSTAR 35.14, 45.14	YD25DDTi	01/14 →
NT400 CABSTAR 35.15, 45.15	YD25DDTi, VQ35	01/14 →
NV200 / EVALIA 1.5 dci	K9K636	04/11 →
NV200 / EVALIA 1.6 16V	HR16DE	07/10 →
NV200 1.6 16V	HR16DE	02/10 →
PATHFINDER II 3.5 V6 4WD	VQ35, TB48DE	11/00 → 12/04
PATHFINDER III 4.0 4WD	VQ40DE	09/05 →
PATROL GR II 3.0 D	ZD30DDTi	05/00 → 09/04
PATROL GR II 3.0 D 4x4	ZD30DDTi	10/04 →
PATROL GR II 4.8	TB48DE, KA24DE	03/00 →
PATROL GR III 5.6	VK56VD	04/10 →
PICK UP II 2.4	KA24DE, QG16DE	11/01 → 04/05
PICK UP II 2.5 dCi 4WD	YD25DDTi	03/02 →
PICK UP II 2.5 Di	YD25DDTi	03/02 → 12/10
PICK UP III 2.5 D	YD22DDTi	01/08 →
PRIMERA II 1.8 LPG	QG18DE	03/02 → 10/08
PRIMERA III 1.6	QG16DE, K9K	01/02 → 08/08
PRIMERA III 1.6 Visia	QG16DE	01/02 → 04/06
PRIMERA III 2.0	QR20DE	03/02 →
QASHQAI+2.2.0	MR20DE	01/10 → 04/14
QASHQAI I 1.5 dCi	K9K, HR16DE	02/07 → 12/13
QASHQAI I 1.6	HR16DE, MR18DE	02/07 → 12/13
QASHQAI I 1.6 LPG	HR16DE	11/10 → 12/13
QASHQAI I 2.0	MR20DE	02/07 → 12/13

NISSAN		
QASHQAI 1.2.0 Trazione integrale	MR20DE	02/07 ⇒ 12/13
SENTRA VII 2.0	MR20DE	09/12 ⇒
SUNNY IV 1.5	HR15DE	01/11 ⇒
TEANA 1.2.0	QR20DE	10/03 ⇒ 06/08
TEANA II 2.5	VQ25DE	07/08 ⇒ 09/13
TEANA II 3.5	VQ35DE	07/08 ⇒ 09/13
TERRANO II 3.5 4WD	VQ35DE	10/94 ⇒ 06/03
TIIDA I 1.5 dCi	K9K	03/07 ⇒ 06/13
TIIDA I 1.6	HR16DE	09/07 ⇒ 12/12
TIIDA I 1.8	MR18DE, QR20DE	05/04 ⇒ 12/12
TIIDA I 1.8 [ExtraEU]	MR18DE	01/07 ⇒ 06/11
VERSA 1.6 CVTC [ExtraEU]	HR16DE	01/09 ⇒ 06/13
VERSA 1.6 FlexFuel	HR16DE	01/11 ⇒ 06/13
X-TRAIL I 2.0	QR20DE, QR20DE	07/01 ⇒ 01/13
X-TRAIL I 2.0 4x4	QR20DE, YD22DDTi	07/01 ⇒ 01/13
X-TRAIL I 2.2 dCi	YD22DDTi, YD22DDTi	12/03 ⇒ 01/13
X-TRAIL I 2.2 dCi 4x4	YD22DDTi, YD22DDTi	12/03 ⇒ 01/13
X-TRAIL I 2.2 dCi FWD	YD22DDTi	06/01 ⇒ 09/03
X-TRAIL I 2.2 Di 4x4	YD22DDTi, QR25DE	07/01 ⇒ 10/05
X-TRAIL I 2.5 4x4	QR25DE, MR20DE	09/01 ⇒ 01/13
X-TRAIL I 2.5 FWD	QR25DE	06/01 ⇒ 12/07
X-TRAIL II 2.0	MR20DE, M9R	06/07 ⇒ 02/14
X-TRAIL II 2.0 dCi	M9R760	06/07 ⇒ 11/13
X-TRAIL II 2.0 dCi [ExtraEU]	M9R760	10/09 ⇒ 02/14
X-TRAIL II 2.0 dCi 4x4	M9R, MR20DE	06/07 ⇒ 11/13
X-TRAIL II 2.0 dCi FWD	M9R	06/07 ⇒ 11/13
X-TRAIL II 2.0 FWD	MR20DE, QR25DE	03/07 ⇒ 11/13
X-TRAIL II 2.2 dCi [ExtraEU]	YD22DDTi	06/01 ⇒ 02/07
X-TRAIL II 2.5	QR25DE, ZD3200	09/07 ⇒ 07/14
X-TRAIL II 2.5 4x4	QR25DE	06/07 ⇒ 11/13

OPEL

MOVANO A 3.0 DTi	ZD3200, M9R830	10/03 ⇒
------------------	----------------	---------

RENAULT

KOLEOS 2.0 dCi	M9R830, 2TR700	09/08 ⇒
KOLEOS 2.5	2TR700, 2TR700	09/08 ⇒
KOLEOS 2.5 4x4	2TR700, ZD3200	09/08 ⇒
LAGUNA III 3.5 V6	V4Y713	04/08 ⇒ 12/15
MASTER II 3.0 dCi 120	ZD3600	06/05 ⇒
MASTER II 3.0 dCi 140	ZD3200, ZD3606	10/03 ⇒
MASTER II 3.0 dCi 160	ZD3604	06/05 ⇒
MASTER PRO 3.0 dCi	ZD3606, ZD3200	06/05 ⇒ 04/10

RENAULT TRUCKS

MASCOTT 120.35	DXI	05/04 ⇒ 12/10
MASCOTT 120.55	DXI	05/04 ⇒ 12/10
MASCOTT 120.65	DXI	05/04 ⇒ 12/10
MASCOTT 150.35	DXI	05/04 ⇒ 12/13
MASCOTT 160.35	DXI	05/04 ⇒ 12/10
MASCOTT 160.55	DXI	05/04 ⇒ 12/10
MASCOTT 160.65	DXI	05/04 ⇒ 12/10
MASCOTT 3.0	DXI	05/04 ⇒ 12/13
MAXITY 2.5 dCi	YD25DDTi	12/06 ⇒
MAXITY 3.0 TDi	ZD30DTI	12/06 ⇒ 12/14

VAUXHALL

MOVANO A 3.0 DTi	ZD3200, AUK	10/03 ⇒ 05/10
------------------	-------------	---------------

7.0167



3

ENGINE OIL PRESSURE WARNING LIGHT SWITCHES

Adatt./Suitable:

AUDI

06E 919 031

VW

06E 919 031



P022					Bar
24	M 10 x 1				1.40

AUDI

A4 III 3.2 FSI	AUK	01/05 ⇒ 06/08
A4 III 3.2 FSI quattro	AUK, AUK	01/05 ⇒ 06/08
A6 III 2.4	BDW	05/04 ⇒ 10/08
A6 III 2.4 [CHN]	BDW	04/05 ⇒
A6 III 2.4 quattro	BDW	01/05 ⇒ 10/08
A6 III 3.2 FSI	AUK, AUK	05/04 ⇒ 05/09
A6 III 3.2 FSI quattro	AUK, AXW	05/04 ⇒ 10/08

7.0168



1

ENGINE OIL PRESSURE WARNING LIGHT SWITCHES

Adatt./Suitable:

AUDI

06D 919 081 B

SEAT

06D 919 081 B

SKODA

06D 919 081 B

VW

06D 919 081 B



P027					Bar
24	M 10 x 1				1.40

AUDI

A1 2.0 TFSI quattro	CDLH	03/12 ⇒ 11/12
A3 II 2.0 FSI	AXW, AXX	05/03 ⇒ 06/08
A3 II 2.0 TFSI	AXX, AXX	09/04 ⇒ 08/12
A3 II 2.0 TFSI quattro	AXX, BHZ	09/04 ⇒ 08/12
A3 II S3 quattro	BHZ, BLR	11/06 ⇒ 08/12
A3 II SPORTBACK 2.0 FSI	BLR, AXX	09/04 ⇒ 06/08
A3 II SPORTBACK 2.0 TFSI	AXX, AXX	09/04 ⇒ 03/13
A3 II SPORTBACK 2.0 TFSI quattro	AXX, BHZ	09/04 ⇒ 03/13
A3 II SPORTBACK S3 quattro	BHZ, BWE	06/08 ⇒ 03/13
A4 II 2.0 TFSI 16V	BWE, BGB	01/06 ⇒ 03/09
A4 II 2.0 TFSI quattro	BWT	11/05 ⇒ 03/09
A4 II 3.2 FSI	AUK	01/06 ⇒ 03/09
A4 II 3.2 FSI quattro	AUK	01/06 ⇒ 03/09
A4 III 2.0 TFSI	BGB, BGB	11/04 ⇒ 06/08

AUDI

A4 III 2.0 TFSI quattro	BGB, AUK	11/04 ⇒ 06/08
A4 III 3.2 FSI	AUK	01/05 ⇒ 06/08
A4 III 3.2 FSI quattro	AUK, BPI	01/05 ⇒ 06/08
A6 III 2.0 TFSI	BPI, AUK	06/05 ⇒ 08/11
A6 III 2.4	BDW	05/04 ⇒ 10/08
A6 III 2.4 [CHN]	BDW	04/05 ⇒
A6 III 2.4 quattro	BDW	01/05 ⇒ 10/08
A6 III 3.2 FSI	AUK, AUK	05/04 ⇒ 05/09
A6 III 3.2 FSI quattro	AUK, BPI	05/04 ⇒ 10/08
A8 II 3.2 FSI	BPK	06/05 ⇒ 07/10
A8 II 3.2 FSI quattro	BPK	06/05 ⇒ 07/10
TT II 2.0 TFSI	BPI, CDLA	08/06 ⇒ 06/10
TT II 2.0 TFSI quattro	BWA	06/08 ⇒ 06/10
TT II 2.0 TTS quattro	CDLA, CEPA	05/08 ⇒ 06/14
TT II 2.5 RS quattro	CEPA, BLR	07/09 ⇒ 06/14

SEAT

ALTEA 2.0 FSI	BLR, BVI	05/04 ⇒ 03/09
ALTEA 2.0 TFSI	BWA	04/06 ⇒ 05/09
ALTEA XL 2.0 FSI	BVI, BLR	10/06 ⇒ 03/09
ALTEA XL 2.0 TFSI	BWA	10/06 ⇒ 05/09
ALTEA XL 2.0 TFSI 4x4	BWA	06/07 ⇒ 05/09
LEON II 2.0 FSI	BLR, BWA	07/05 ⇒ 05/10
LEON II 2.0 TFSI	BWA, BLR	05/05 ⇒ 05/11
TOLEDO III 2.0 FSI	BLR, BLR	10/04 ⇒ 05/09
TOLEDO III 2.0 TFSI	BWA	11/05 ⇒ 05/09

SKODA

OCTAVIA II 2.0 FSI	BLR, BLX	11/04 ⇒ 10/08
OCTAVIA II 2.0 FSI 4x4	BLX, CBTA	11/04 ⇒ 10/08
OCTAVIA II 2.0 RS	BWA	10/05 ⇒ 02/13

VW

BEETLE 2.5	CBTA, BVI	04/11 ⇒
EOS 2.0 FSI	BVI, BPI	03/06 ⇒ 05/08
EOS 2.0 TFSI	BPI, BLR	03/06 ⇒ 08/15
GOLF V 2.0	BWA	06/07 ⇒ 07/09
GOLF V 2.0 FSI	BLR, BLX	01/04 ⇒ 11/08
GOLF V 2.0 FSI 4motion	BLX, CBTA	08/04 ⇒ 11/08
GOLF V 2.0 GTI	BYD	09/06 ⇒ 12/08
GOLF V 2.5	CBTA, CDLC	05/07 ⇒ 11/08
GOLF VI 2.0	CDLF	05/11 ⇒
GOLF VI 2.0 GTI	CDLG	05/11 ⇒ 11/12
GOLF VI 2.0 R	CDLA	01/13 ⇒
GOLF VI 2.0 R 4motion	CDLC, CDLA	11/09 ⇒ 11/13
GOLF VI 2.0 TFSI Gti	CDLG	05/11 ⇒
GOLF VI 2.0 TFSI	CDLC	01/13 ⇒
GOLF VI 2.0 TFSI R	CDLA, CBTA	11/09 ⇒ 11/12
GOLF VI 2.5	CBTA, BLR	07/09 ⇒
JETTA V 2.0 FSI	BLR, BPI	08/05 ⇒ 10/10
JETTA V 2.0 TFSI	BPI, BGP	10/05 ⇒ 10/10
JETTA V 2.5	BGP, CBTA	01/05 ⇒
JETTA VI 2.5	CBTA, BPR	04/10 ⇒
NEW BEETLE 2.5	BPR, AXX	07/05 ⇒ 09/10
PASSAT V 2.0 FSI	AXX, BLX	03/05 ⇒ 11/10
PASSAT V 2.0 FSI 4motion	BLX, CBTA	09/05 ⇒ 11/10
PASSAT V 2.5 SRE	CBTA, CDLA	01/11 ⇒
POLO V 2.0 R WRC	CDLJ	08/13 ⇒
SCIROCCO III 2.0 R	CDLA, BLR	11/09 ⇒ 11/17
TOURAN I 2.0 FSI	BLR, A17DTS	10/03 ⇒ 01/07

7.0170



1

ENGINE OIL PRESSURE WARNING LIGHT SWITCHES

Adatt./Suitable:

CHEVROLET
97375663**GENERAL MOTORS**
97 375 663**ISUZU**
8-97375-663-0**OPEL**
12 52 577
97375663**VAUXHALL**
97375663

MARKET DIFFUSION: MEDIUM



P023				Bar
24	M 10 x 1			0.20

CHEVROLET

CRUZE 1.7 D	A17DTS, A17DTE	01/12 ⇌
CRUZE 1.7 TD	A17DTE, A17DTC	08/12 ⇌
TRAX 1.7 TD	A17DTS	12/12 ⇌
TRAX 1.7 TD AWD	A17DTS	12/12 ⇌

OPEL

ASTRA G 1.7 CDTi	A17DTC, A17DTJ	10/10 ⇌ 10/15
ASTRA H 1.7 CDTi	A17DTJ, A17DTC	05/06 ⇌ 10/15
ASTRA J 1.7 CDTi	A17DTC, A17DTS	01/09 ⇌
CORSA D 1.7 CDTi	A17DTS, A17DTR	08/06 ⇌ 08/14
MERIVA A 1.7 CDTi	A17DTR, A17DT	09/03 ⇌ 05/10
MERIVA A 1.7 DTi	Y17DT	09/03 ⇌ 05/10
MERIVA B 1.7 CDTi	A17DT, A17DTJ	06/10 ⇌ 01/17
MOKKA 1.7 CDTi	A17DTS	06/12 ⇌
MOKKA 1.7 CDTi 4x4	A17DTS	06/12 ⇌
SIGNUM 3.0 V6 CDTi	Z30DT	09/05 ⇌ 12/08
VECTRA C 3.0 CDTi	Z30DT	08/05 ⇌ 08/08
VECTRA C 3.0 V6 CDTi	Z30DT	08/05 ⇌ 08/08
ZAFIRA B 1.7 CDTi	A17DTJ, A17DTJ	07/05 ⇌ 04/15

VAUXHALL

ASTRA V 1.7 CDTi	A17DTJ, A17DTC	01/04 ⇌ 10/12
ASTRA VI 1.7 CDTi	A17DTC, A17DTJ	12/09 ⇌
ASTRAVAN III 1.7 CDTi	A17DTJ, A17DTS	06/11 ⇌
CORSA D 1.7 CDTi	A17DTS, A17DT	11/06 ⇌ 08/14
MERIVA I 1.7 CDTi	Z17DTR	08/06 ⇌ 06/10
MERIVA II 1.7 CDTi	A17DT, A17DTJ	06/10 ⇌
MOKKA / MOKKA X 1.7 CDTi	A17DTS	06/12 ⇌
MOKKA / MOKKA X 1.7 CDTi 4x4	A17DTS	06/12 ⇌
SIGNUM 3.0 V6 CDTi	Z30DT	07/05 ⇌ 06/08
VECTRA C 3.0 CDTi	Z30DT	08/05 ⇌ 07/08
ZAFIRA 1.7 CDTi	A17DTR	03/07 ⇌
ZAFIRA B 1.7 CDTi	A17DTJ, CEJA	04/09 ⇌ 11/14

7.0171



1

ENGINE OIL PRESSURE WARNING LIGHT SWITCHES

Adatt./Suitable:

AUDI
079 919 081**PORSCHE**
955 606 091 02**VW**
079 919 081**ITEM NOW AVAILABLE FROM PRODUCTION**

- ARTICOLO ORA DISPONIBILE PER LA VENDITA
- ARTICLE DISPONIBLE EN PRODUCTION COURANTE
- JETZT ZUM VERKAUF VERFÜGBARER ARTIKEL
- ARTICULO AHORA DISPONIBLE EN PRODUCCION

1078 Has the same colour as the original part : Black

- corrisponde al pezzo originale colorato : nero
- Correspond à la pièce originale dans sa couleur : noir
- Entspricht dem Originalteil in Farbe : schwarz
- corresponde al color de la pieza original : negro



P028				Bar
24	M 10 x 1			1.40

AUDI

A4 III RS4 quattro	BNS	09/05 ⇌ 06/08
A5 I S5 quattro	CAUA	06/07 ⇌ 03/12
A6 III 4.2 FSI quattro	BJV	05/06 ⇌ 08/11
A6 III RS6 quattro	BUH	04/08 ⇌ 08/10
A6 III S6 quattro	BXA	03/06 ⇌ 08/11
A8 I 6.3 FSI	CEJA, BSM	01/11 ⇌
A8 II 4.2 FSI quattro	BJV	06/06 ⇌ 07/10
A8 II S8 quattro	BSM, BYH	06/06 ⇌ 07/10
Q7 I 3.6 FSI quattro	BHK	08/06 ⇌ 05/10
Q7 I 4.2 FSI quattro	BAR	03/06 ⇌ 05/10
R8 4.2 FSI quattro	BYH, BUJ	04/07 ⇌ 07/15
R8 5.2 FSI quattro	BUJ, M55.02	04/09 ⇌
R8 5.2 FSI RWS	DKAB	09/17 ⇌

PORSCHE

CAYENNE I 3.6	M55.01	02/07 ⇌ 09/10
CAYENNE II 3.6	M55.02, CGRA	06/10 ⇌

VW

PHAETON 3.0 V6 FSI 4motion	CPFA	11/11 ⇌
TOUAREG I 3.6 V6 FSI	BHK	10/05 ⇌ 05/10
TOUAREG II 3.6 V6 FSI	CGRA, B1251	04/10 ⇌ 03/18

7.0173



1

ENGINE OIL PRESSURE WARNING LIGHT SWITCHES

Adatt./Suitable:

CHEVROLET
94580327**DAEWOO**
94580327**GENERAL MOTORS**
94 580 327

		4.8		Bar
24	1/8 GAS			0.40

CHEVROLET

SPARK I 0.8	F8CV	09/00 ⇌ 12/04
SPARK I 1.0	G10CV	11/02 ⇌ 12/04

DAEWOO

KALOS 1.2	B12S1, CRDB	04/03 ⇌
MATIZ 0.8	F8CV	08/98 ⇌

7.0174



1

ENGINE OIL PRESSURE WARNING LIGHT SWITCHES

Adatt./Suitable:

AUDI
079 919 081 D**BENTLEY**
079 919 081 D**PORSCHE**
9A7 919 081 10**SEAT**
036 919 081 C**VW**
036 919 081 C
079 919 081 D

MARKET DIFFUSION: HIGH



P028				Bar
24	M 10 x 1			0.45

AUDI

A4 V RS4 quattro	DECA	10/17 ⇌
A4 V S4 quattro	CWGD	05/16 ⇌
A5 II RS5 quattro	DECA	04/17 ⇌
A5 II S5 quattro	CWGD	07/16 ⇌
A6 IV RS6 performance quattro	CWUC	11/15 ⇌
A6 IV RS6 quattro	CRDB, CEUC	01/13 ⇌
A6 IV S6 quattro	CEUC, CRDB	02/12 ⇌
A7 55 TFSI Mild Hybrid quattro	DLZA	10/17 ⇌
A7 SPORTBACK RS7 performance quattro	CWUC	11/15 ⇌ 04/18
A7 SPORTBACK RS7 quattro	CRDB, CGTA	10/13 ⇌ 04/18
A8 III 4.0 TFSI	CTGF	11/15 ⇌
A8 III 4.0 TFSI quattro	CTGA	10/13 ⇌
A8 III 55 TFSI Mild Hybrid quattro	CZSE	06/17 ⇌
A8 III S8 plus quattro	DDTA	11/15 ⇌
A8 III S8 quattro	CGTA, CMMC	04/12 ⇌
Q5 II SQ5 TFSI quattro	CWGD	11/16 ⇌

AUDI		
Q8 3.0 55 TFSI Mild Hybrid quattro	DCBD	02/18 →
BENTLEY		
BENTAYGA 4.0	DCUA	01/18 →
CONTINENTAL 4.0	CMMC, CMMD	09/11 →
CONTINENTAL 4.0 FLEX	CMMD, CMMC	12/13 →
CONTINENTAL 4.0 FLEX AWD	CMMC, CMMC	04/12 →
CONTINENTAL 4.0 FlexFuel [ExtraEU]	CMMC	04/12 →
CONTINENTAL 4.0 GT	CMMC, CMMC	04/12 →
FLYING SPUR 4.0	CMMC, CMMC	03/13 →
FLYING SPUR 4.0 FLEX	CMMC, CDCA	03/13 →
FLYING SPUR V8 S 4.0	CYCA	05/16 →
PORSCHE		
CAYENNE III 2.9 S	MDC.AB	05/17 →
CAYENNE III 3.0 AWD	MDC.BE	05/17 →
CAYENNE III 4.0 Turbo	MDC.UA	05/17 →
PANAMERA 2.9 4 E-Hybrid	MDG.PA	11/16 →
PANAMERA 2.9 4S	MCS.ZA	11/16 →
PANAMERA 3.0	MCX.TA	11/16 →
PANAMERA 3.0 4	MCX.TA	11/16 →
PANAMERA 4.0 Turbo	MCV.DA	11/16 →
PANAMERA 4.0 Turbo E-Hybrid	MCV.DA	10/17 →
PANAMERA 4.0 Turbo S E-Hybrid	MCV.DA	07/17 →
SEAT		
CORDOBA II 1.4 16V	BUD	05/06 →
VW		
AMAROK 2.0 BiTDI	CDCA, CDCA	09/10 →
AMAROK 2.0 BiTDI 4motion	CDCA, CDBA	09/10 →
AMAROK 2.0 TDI	CDBA, CDBA	09/10 →
AMAROK 2.0 TDI 4motion	CDBA, CDBA	09/10 →
AMAROK 2.0 TDi/TDi BlueMotion	CDBA, CNEA	05/12 → 10/13
AMAROK 2.0 TDi/TDi BlueMotion [ExtraEU]	CNEA, AHW	05/12 →
BEETLE 1.2 TSI	CBZB	07/11 →
BEETLE 1.2 TSI 16V	CYVD	12/14 →
BEETLE 1.4 TSI	CZDA	12/14 →
BEETLE 1.6 TDI	CAYC	10/11 →
BEETLE 2.0 TDI	CFFB	04/11 →
BORA 1.4 16V	AHW, ATN	03/00 → 05/05
BORA 1.6 16V	ATN, BCA	02/00 → 05/05
BORA 1.6 FSI	BAD	01/02 → 05/05
CADDY II 1.4	AUA	11/95 → 01/04
CADDY II 1.4 16V	AUA	08/00 → 01/04
CADDY II 60 1.4	AUD	11/95 → 01/04
CADDY III 1.2 TSI	CYVC	06/15 →
CADDY III 1.4	BCA, CAYD	03/04 → 08/10
CADDY III 1.4 TGI CNG	CPWA	06/15 →
CADDY III 1.4 TSI	CZCB	05/15 →
CADDY III 1.6	CWVA	11/15 →
CADDY III 1.6 TDI	CAYD, CFHC	08/10 →
CADDY III 2.0 TDI	CFHC, CFHC	08/10 →
CADDY III 2.0 TDI 16V	CFHC, CFHC	11/10 → 05/15
CADDY III 2.0 TDI 16V 4motion	CFHC	11/10 → 05/15
CADDY III 2.0 TDI 4motion	CFHC, CAAB	08/10 →
CAMPMOBILE 2.0 TDi	CCHB	05/10 → 08/15
CAMPMOBILE 2.0 TDi BlueMotion	CAAB, CFFA	04/15 →
CC 2.0 TDI	CFFA, CFFB	11/11 → 12/16
CC 2.0 TDI 4motion	CFFB, CKTB	11/11 → 12/16
CRAFTER 2.0 TDI	CKTB, CAVD	05/11 → 12/16
CRAFTER 2.0 TDI 4motion	CKUB	11/11 → 12/16
EOS 1.4 TSI	CAVD, BMD	11/07 → 08/15
EOS 1.6 FSI	BLF	06/06 → 05/08
EOS 2.0 TDI	CFFA	11/10 → 08/15
FOX 1.2	BMD, AXP	04/05 →
FOX 1.4	BKR	04/05 →
GOLF IV 1.4	AXP, AHW	05/00 → 06/06
GOLF IV 1.4 16V	AHW, AZD	08/97 → 06/06
GOLF IV 1.6	AZD, ATN	05/00 → 06/06
GOLF IV 1.6 16V	ATN, ATD	02/00 → 06/06
GOLF IV 1.6 FSI	BAD	01/02 → 06/06
GOLF IV 1.9 TDI	ATD, BCA	09/00 → 06/05
GOLF V 1.4	BUD	06/07 → 07/09
GOLF V 1.4 16V	BCA, BKG	10/03 → 12/13
GOLF V 1.4 FSI	BKG, BLG	10/03 → 11/06
GOLF V 1.4 TSI	BLG, BAG	11/05 → 12/13
GOLF V 1.6 FSI	BAG, CAYB	10/03 → 07/08
GOLF V 1.6 TDI	CAYB, CJZA	02/09 → 12/13
GOLF VI 1.2 TSI 16V	CJZA, CJZA	11/13 →
GOLF VI 1.2 TSi BlueMotion	CJZA, CAVD	08/12 →
GOLF VI 1.4	BUD	10/08 → 07/13
GOLF VI 1.4 TSi	CAVD, CHPA	10/08 →
GOLF VI 1.4 TSi BlueMotion	CHPA, CAYB	08/12 →
GOLF VI 1.6 TDi	CAYB, CFFA	02/09 →

VW		
GOLF VI 1.6 TDI 4motion	CAYC	07/09 → 07/13
GOLF VI 1.6 TDi/TDi BlueMotion	CAYC	05/09 → 05/14
GOLF VI 2.0 TDi	CFFA, CJZA	10/08 →
GOLF VI 2.0 TDI 4motion	CFFB	05/09 → 11/12
GOLF VII 1.2 TSI	CJZA, CHPA	08/12 →
GOLF VII 1.4 GTE Hybrid	CUKB	05/14 →
GOLF VII 1.4 TGI CNG	CPWA	06/13 →
GOLF VII 1.4 TSI	CHPA, CPVA	08/12 →
GOLF VII 1.4 TSI MultiFuel	CPVA, BLG	04/13 →
GOLF VII 1.6	CWVA	05/14 →
JETTA V 1.4 TSI	BLG, CAXA	07/06 → 10/10
JETTA V 1.6 FSI	BLF	09/05 → 10/10
JETTA VI 1.2 TSI	CBZB	10/10 →
JETTA VI 1.2 TSI 16V	CYVD	08/14 →
JETTA VI 1.4 TSI	CAXA, CLRA	05/11 →
JETTA VI 1.6	CLRA, CFFB	12/11 →
JETTA VI 1.6 MPi	CWVB	09/15 → 04/18
JETTA VI 1.6 TDI	CAYC	04/10 → 07/14
JETTA VI 2.0 TDI	CFFB, ALD	02/11 →
JETTA VI 2.0 TDi/TDi BlueMotion	CLCA	10/10 →
UP 1.0	CHYA, 266960NGT	08/11 →
UP 1.0 BlueMotion	CHYB	05/16 →
UP 1.0 EcoFuel	CPGA	11/12 →
LUPO 1.0	ALD, AFK	09/98 → 07/05
LUPO 1.4	AUD	10/00 → 07/05
LUPO 1.4 16V	AFK, CAAA	09/98 → 07/05
LUPO 1.4 FSI	ARR	02/01 → 07/05
LUPO 1.6 GTI	AVY	09/00 → 07/05
MULTIVAN 2.0 BiTDI	CFCA	09/09 → 08/15
MULTIVAN 2.0 BiTDI 4motion	CFCA	09/09 → 08/15
MULTIVAN 2.0 TDI	CAAA, CAAC	09/09 →
MULTIVAN 2.0 TDI 4motion	CAAC, ATD	09/09 →
NEW BEETLE 1.4	BCA	11/01 → 09/10
NEW BEETLE 1.6	AHW	10/99 → 09/00
NEW BEETLE 1.8 T	AWP	11/01 → 06/05
NEW BEETLE 1.9 TDI	ATD, BPR	02/01 → 09/10
NEW BEETLE 2.3 VS	AQN	10/00 → 09/10
NEW BEETLE 2.5	BPR, CFFB	07/05 → 09/10
NEW BEETLE RSI 3.2 4motion	AXJ	04/00 → 05/01
PASSAT 1.6 TDi BlueMotion	CAYC	08/10 → 12/14
PASSAT 2.0 Blue TDi/TDi BlueMotion [ExtraEU]	CFFB	08/10 → 12/14
PASSAT 2.0 TDi BlueMotion	CFFB, CFFA	08/10 → 12/14
PASSAT V 1.4 TSI	CAXA	05/07 → 11/10
PASSAT V 1.4 TSi EcoFuel	CDGA	01/09 → 11/10
PASSAT V 1.6 FSI	BLF	03/05 → 06/08
PASSAT V 1.6 TDI	CAYC	08/09 → 12/14
PASSAT V 2.0 TDI	CFFA, CFFB	08/10 → 12/14
PASSAT V 2.0 TDI 4motion	CFFB, CZCA	08/10 → 12/14
PASSAT VI 1.4 GTE Hybrid	CUKB	06/15 →
PASSAT VI 1.4 TSI	CZCA, ALD	11/14 →
PASSAT VI 1.4 TSi 4motion	CZEA	02/15 →
PASSAT CC 2.0 TDI	CFFA, CFFB	06/08 → 01/12
PASSAT CC 2.0 TDI 4motion	CFFB, CFFA	08/09 → 01/12
POLO III 1.0	ALD, AKK	10/99 → 09/01
POLO III 1.2	CGPB	03/09 → 05/14
POLO III 1.2 -/BlueMotion	CGPA	03/09 → 05/14
POLO III 1.2 TDi/TDi BlueMotion	CFWA	10/09 → 05/14
POLO III 1.2 TSi	CBZC	05/11 → 05/14
POLO III 1.2 TSi/TSi BlueMotion	CBZB	11/09 → 05/14
POLO III 1.4	AKK, AFK	05/97 → 05/14
POLO III 1.4 16V	AFK, ARC	10/99 → 09/01
POLO III 1.4 GTi	CAVE	05/10 → 05/14
POLO III 1.4 TSi	CZCA	05/16 →
POLO III 1.6	AJV	09/98 → 10/99
POLO III 1.6 [ExtraEU]	BAH	07/03 → 07/06
POLO III 1.6 16V GTI	ARC, CAYA	10/99 → 09/01
POLO III 1.6 TDI	CAYA, AFK	06/09 → 05/14
POLO III 1.6 TDi/TDi BlueMotion	CAYB	06/09 → 05/14
POLO III 100 1.4 16V	AFK, ALD	04/96 → 10/99
POLO III 50 1.0	ALD, AKK	09/96 → 10/99
POLO III 55 1.4	AKP	08/95 → 10/99
POLO III 60 1.4	AKK, APE	07/95 → 09/01
POLO III 75 1.4 16V	APE, AWY	10/99 → 09/01
POLO IV 1.2	AWY, AZQ	01/02 → 11/09
POLO IV 1.2 12V	AZQ, BBY	10/01 → 11/09
POLO IV 1.4	BBY, AUA	11/03 →
POLO IV 1.4 16V	AUA, CHYA	10/01 → 11/09
POLO IV 1.4 BiFuel	BUD	05/06 → 11/09
POLO IV 1.4 FSI	AXU	02/02 → 07/06
POLO IV 1.6 16V	BTS	05/06 → 11/09
POLO V 1.0	CHYA, CGPA	01/14 →
POLO V 1.2	CGPA, CBZB	06/09 →
POLO V 1.2 TDI	CFWA	10/09 →

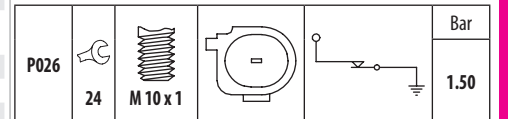
VW		
POLO V 1.2 TSI	CBZB, CGGB	11/09 →
POLO V 1.2 TSI 16V	CJZC	02/14 →
POLO V 1.4	CGGB, CPTA	03/09 → 05/14
POLO V 1.4 BiFuel	CMAA	03/10 → 01/11
POLO V 1.4 GTI	CAVE	05/10 →
POLO V 1.4 TSI	CPTA, CWVA	10/12 →
POLO V 1.6	CWVA, CAYA	07/14 →
POLO V 1.6 BiFuel	CNKA	01/11 →
POLO V 1.6 TDI	CAYA, CHYB	06/09 →
POLO VI 1.0	CHYB, CAVD	06/17 →
SCIROCCO III 1.4 TSI	CAVD, CFGB	05/08 → 11/17
SCIROCCO III 2.0 TDi	CFGB, CFFA	08/08 → 11/17
SHARAN II 1.4 TSI	CZDA	05/15 →
SHARAN II 2.0 TDI	CFFA, CAVA	05/10 →
SHARAN II 2.0 TDI 4motion	CFFB	05/11 →
TIGUAN I 1.4 TSI	CAVA, BWK	05/08 →
TIGUAN I 1.4 TSi 4motion	BWK, CFFB	09/07 →
TIGUAN I 2.0 TDI	CFFB, CFFA	03/08 →
TIGUAN I 2.0 TDI 4motion	CFFA, CZCA	09/07 →
TIGUAN II 1.4 TSI	CZCA, CZDA	01/16 →
TIGUAN II 1.4 TSi 4motion	CZDA, BAG	05/16 →
TOURAN I 1.4 FSI	BLG	11/06 → 05/10
TOURAN I 1.4 TSI	BMV	02/06 → 05/10
TOURAN I 1.4 TSi EcoFuel	CDGA	05/09 → 05/10
TOURAN I 1.6 FSI	BAG, CAYB	02/03 → 01/07
TOURAN I 1.6 TDI	CAYB, CFHC	05/10 → 05/15
TOURAN I 2.0 TDI	CFHC, CFHF	12/05 → 05/15
TOURAN I 2.0 TDi/TDi BlueMotion	CFHE, CAAA	05/10 → 05/15
TOURAN II 1.2 TSI	CYVB	05/15 →
TOURAN II 1.4 TSI	CZDA	05/15 →
TRANSPORTER V 2.0 BITDI	CFCA	09/09 → 08/15
TRANSPORTER V 2.0 BITDI 4motion	CFCA	09/09 → 08/15
TRANSPORTER V 2.0 TDI	CAAA, CAAC	09/09 → 08/15
TRANSPORTER V 2.0 TDI 4motion	CAAC, CAAA	09/09 → 08/15
TRANSPORTER VI 2.0 TDI	CAAA, CAAC	04/15 →
TRANSPORTER VI 2.0 TDI 4motion	CAAC, CHYA	06/15 →
XL1 0.8 TDi E-Hybrid	CSCA	02/14 →

7.0176

1

ENGINE OIL PRESSURE WARNING LIGHT SWITCHES

Adatt./Suitable:
MERCEDES-BENZ
A 005 153 05 28



MERCEDES-BENZ		
CLASSE A II A 200 TURBO	M266.980	09/05 → 06/12
CLASSE B I B 200 TURBO	M266.980	03/05 → 11/11



ENGINE OIL PRESSURE WARNING LIGHT SWITCHES

Adatt./Suitable:

MERCEDES-BENZA 005 153 04 28
A 005 153 78 28**MITSUBISHI**

MN-960021

SMART

A 005 153 78 28

MARKET DIFFUSION: MEDIUM



				Bar
24	M 12 x 1,5			0.35

MERCEDES-BENZ

B-SERIES B150 BlueEFFICIENCY	M266.920	01/09 → 11/11
CLASSE A II A 150	M266.920	09/04 → 06/12
CLASSE A II A 160	M266.920	04/09 → 06/12
CLASSE A II A 170	M266.940	09/04 → 06/12
CLASSE A II A 180	M266.940	04/09 → 06/12
CLASSE A II A 200	M266.960	09/04 → 06/12
CLASSE A II A 200 TURBO	M266.980	09/05 → 06/12
CLASSE B I B 150	M266.920	03/05 → 11/11
CLASSE B I B 160	M266.920	04/09 → 11/11
CLASSE B I B 170	M266.940	03/05 → 11/11
CLASSE B I B 170 NGT	266960NGT, 266960NGT	04/08 → 11/11
CLASSE B I B 180	M266.940	04/09 → 11/11
CLASSE B I B 180 NGT	266960NGT, 605960	04/08 → 11/11
CLASSE B I B 200	M266.960	03/05 → 11/11
CLASSE B I B 200 TURBO	M266.980	03/05 → 11/11

MITSUBISHI

COLT VI 1.5 DiD	605910	08/04 → 06/12
COLT VI 1.5 Di-D	605960, K9K612	08/04 → 06/12

SMART

FORFOUR 1.5 CDI	OM639.939	09/04 → 06/06
FORTWO II 0.8 Cdi	OM660.951	08/09 →



ENGINE OIL PRESSURE WARNING LIGHT SWITCHES

Adatt./Suitable:

DACIA82 00 671 272
82 00 739 369
82 00 824 067**GENERAL MOTORS**

93 198 166

INFINITI

25240-00Q0A

MERCEDES-BENZ

A 607 905 14 00

NISSAN25240-00Q0A
25240-00QAH**OPEL**44 31 212
44 33 805
93161662
93198166**RENAULT**82 00 359 627
82 00 670 467
82 00 671 272
82 00 739 369
82 00 824 067
82 00 970 474**SUZUKI**37820-67J00
37820-67J00-000
37820-67J01
37820-67J01-000**VAUXHALL**93161662
93198166

MARKET DIFFUSION: HIGH



				Bar
P029	21	M 14 x 1,5		0.60

DACIA

DOKKER 1.5 dCi	K9K612, K9K612	11/12 →
DOKKER 1.5 dCi [ExtraEU]	K9K830	11/12 →
DUSTER 1.5 dCi	K9K612, K9K656	04/10 →
DUSTER 1.5 dCi 110	K9K656, K9K856	10/17 →
DUSTER 1.5 dCi 110 4x4	K9K658	10/17 →
DUSTER 1.5 dCi 4x4	K9K856, K4M642	10/10 →
DUSTER 1.5 dCi 90	K9K656	10/17 →
DUSTER 1.6	K4M642, K4M616	04/10 →
DUSTER 1.6 16V	K4M616, K4M616	04/10 →
DUSTER 1.6 16V 4x4	K4M646	06/10 →
DUSTER 1.6 16V LPG	K4M616, F4R400	04/11 →
DUSTER 2.0	F4R400, --	04/10 →
LODGY 1.5 dCi	--, K9K612	03/12 →
LODGY 1.5 dCi [ExtraEU]	K9K830	01/14 →
LODGY 1.6	K4M845	03/12 →
LOGAN I 1.5 dCi	K9K892	05/10 →
LOGAN II 1.0 SCe 75	B4D400	01/17 →
LOGAN II 1.5 dCi	K9K612, K4M842	10/12 →
LOGAN II 1.6 16V	K4M842, F4R412	10/12 →
LOGAN II 2.0	F4R412, K9K612	10/12 →
LOGAN II MCV 1.0 SCe 75	B4D400	12/16 →
LOGAN II MCV 1.5 dCi	K9K612, K9K612	02/13 →
SANDERO I 1.5 dCi	K9K892	05/10 →
SANDERO II 1.0 SCe 75	B4D400	12/16 →
SANDERO II 1.5 dCi	K9K612, K4M842	10/12 →
SANDERO II 1.6 16V	K4M842, K9K	01/13 →
SANDERO II 2.0	F4R416	10/12 →
SANDERO II 2.0 LPG	F4R412	10/12 →

INFINITI

EX 30d	V9X	04/10 →
FX 30d AWD	V9X	04/10 →
M 30d	V9X	03/10 →
Q30 1.5 D	K9K480	11/15 →
Q70 3.0	V9X	03/13 →
QX50 30d AWD	V9X	08/13 →

MERCEDES-BENZ

CITAN T08 CDI	OM607.951	11/12 →
CITAN T09 CDI	OM607.951	11/12 →
CITAN T11 CDI	OM607.951	06/13 →
CLASSE A III A 160 CDI / d	OM607.951	06/13 →

MERCEDES-BENZ

CLASSE A III A 180 CDI / d	OM607.951	06/12 →
CLASSE B II B 160 CDI / d	OM607.951	05/13 →
CLASSE B II B 180 CDI / d	OM607.951	02/13 →
CLASSE C IV C 180 BlueTEC / d	OM626.951	05/14 →
CLASSE C IV C 200 BlueTEC / d	OM626.951	05/14 →
CLASSE CLA CLA 180 CDI / d	OM607.951	10/13 →
CLASSE CLA CLA 180 d	OM607.951	07/15 →

NISSAN

ALMERA III 1.5 dCi	K9K	08/12 →
CUBE 1.5 dCi	K9K, G9U650	03/10 →
INTERSTAR dCi 100	G9U650, G9U650	11/03 →
INTERSTAR dCi 120	G9U650, G9T722	04/02 →
INTERSTAR dCi 150	G9U632	08/06 →
INTERSTAR dCi 90	G9T722, K9K410	07/02 →
JUKE 1.5 dCi	K9K410, K9K710	06/10 →
KUBISTAR 1.5 dCi	K9K710, K9K276	08/03 → 10/09
KUBISTAR 1.5 dCi 70	K9K700	04/06 → 10/09
KUBISTAR 1.5 dCi 85	K9K276	04/06 → 10/09
MICRA III 1.5 dCi	K9K276, M9T	06/05 → 06/10
MICRA IV 1.5 dCi	K9K	05/10 →
MICRA V 1.0	BR10DE	12/16 →
MICRA V 1.5 DCI	K9K	12/16 →
NAVARA II 3.0 dCi 4WD	V9X	02/10 →
NAVARA III 2.3 dCi	M9T, YS23DDT	10/14 →
NAVARA III 2.3 dCi 4x4	YS23DDT, K9K276	01/15 →
NOTE I 1.5 dCi	K9K276, K9K608	03/06 → 06/12
NOTE II 1.5 dCi	K9K608, K9K	06/13 →
NP300 2.3 dCi	M9T	06/14 →
NV200 / EVALIA 1.5 dci	K9K, K9K	07/10 →
NV200 1.5 dci	K9K, M9T694	02/10 →
NV300 1.6 dci 120	R9M413	09/16 →
NV300 1.6 dci 125	R9M452	09/16 →
NV300 1.6 dci 145	R9M452	09/16 →
NV300 1.6 dci 95	R9M413	09/16 →
NV400 2.3 dCi 145 RWD	M9T694, M9T	11/11 → 02/14
NV400 2.3 dCi 150	M9T880	02/14 → 09/16
NV400 2.3 dCi 165	M9T, M9T670	06/14 → 09/16
NV400 dCi 100	M9T670, M9T670	11/11 → 06/14
NV400 dCi 110	--	06/14 →
NV400 dCi 125	M9T670, M9T686	11/11 → 09/16
NV400 dCi 125 RWD	M9T686, --	11/11 → 09/16
NV400 dCi 130	M9T704	06/16 →
NV400 dCi 140	--, M9T696	06/14 → 09/16
NV400 dCi 140 RWD	M9T696, M9T678	06/14 → 09/16
NV400 dCi 145	M9T678, M9T694	11/11 → 06/16
NV400 dCi 145 RWD	M9T694, M9T	11/11 → 06/16
NV400 dCi 150	M9T880	02/14 → 09/16
NV400 dCi 150 RWD	M9T880	02/14 → 09/16
NV400 dCi 160	M9T, M9T	06/14 → 09/16
NV400 dCi 165	M9T, M9T	06/14 → 06/16
NV400 dCi 165 RWD	M9T, F4R720	06/14 →
NV400 dCi 170	M9T	07/15 →
PATHFINDER III 3.0 dCi	V9X	05/10 →
PRIMASTAR 1.9 dCi 100	F9Q760	07/02 →
PRIMASTAR 1.9 dCi 80	F9Q762	07/02 →
PRIMASTAR 2.0	F4R720, M9R630	03/01 →
PRIMASTAR 2.0 dCi 115	M9R630, M9R630	09/06 →
PRIMASTAR 2.0 dCi 90	M9R630, G9U630	09/06 →
PRIMASTAR 2.5 dCi 115	G9U630, G9U630	09/08 →
PRIMASTAR 2.5 dCi 140	G9U730	07/03 →
PRIMASTAR 2.5 dCi 150	G9U630, G9U630	04/06 →
PRIMASTAR dCi 100	F9Q760	03/01 →
PRIMASTAR dCi 115	G9U630, M9R630	09/08 →
PRIMASTAR dCi 120	M9R630, G9U630	09/06 →
PRIMASTAR dCi 140	G9U730	07/03 →
PRIMASTAR dCi 150	G9U630, M9R630	09/06 →
PRIMASTAR dCi 80	F9Q762	03/01 →
PRIMASTAR dCi 90	M9R630, K9K	09/06 →
PULSAR 1.5 dCi	K9K	10/14 →
QASHQAI I 1.5 dCi	K9K, K9K636	02/07 → 12/13
QASHQAI I 1.6 dCi	R9M	10/11 → 12/13
QASHQAI I 1.6 dCi Trazione integrale	R9M	10/11 → 12/13
QASHQAI I 2.0 dCi	M1D	02/07 → 12/13
QASHQAI I 2.0 dCi Trazione integrale	M1D	02/07 → 12/13
QASHQAI II 1.5 dCi	K9K636, K4M606	11/13 →
QASHQAI II 1.6 dCi	R9M	11/13 →
QASHQAI II 1.6 dCi ALL MODE 4x4-i	R9M	11/13 →
TERRANO 1.6	K4M606, K9K	03/14 → 11/15
TERRANO 2.0	F4R	03/14 → 11/15
TERRANO III 2.0	F4R	09/13 →
TERRANO III 2.0 4x4	F4R	12/15 →
TIIDA I 1.5 dCi	K9K, G9T720	01/07 → 12/12
X-TRAIL III 1.6 dCi	R9M	04/14 →
X-TRAIL III 1.6 dCi ALL MODE 4x4-i	R9M	04/14 →

NISSAN			
X-TRAIL III 2.0 dCi	M9R	10/16	→
X-TRAIL III 2.0 dCi ALL MODE 4x4-i	M9R	10/16	→
OPEL			
MOVANO A 2.2 DTI	G9T720, G9U632	09/00	→
MOVANO A 2.5 CDTI	G9U632, G9U720	10/03	→
MOVANO A 2.5 DTI	G9U720, M9T670	10/01	→
MOVANO B 2.3 CDTi	M9T670, M9T670	12/10	→
MOVANO B 2.3 CDTI FWD	M9T670, M9T686	05/10	→
MOVANO B 2.3 CDTI RWD	M9T686, F9Q762	05/10	→
VIVARO A 1.9 DI	F9Q762, M9R630	08/01	→
VIVARO A 1.9 DTI	F9Q760	08/01	→
VIVARO A 2.0 16V	F4R720	08/01	→
VIVARO A 2.0 CDTI	M9R630, G9MB6	01/06	→
VIVARO A 2.0 ECOTEC	F4R820	08/06	→
VIVARO A 2.5 CDTI	G9MB6, R9M408	08/06	→
VIVARO A 2.5 DTI	G9U730	05/03	→
VIVARO B 1.6 CDTI	R9M408, K9K608	06/14	→
RENAULT			
ALASKAN 2.3 dCi 163 4x4	M9T260	09/17	→
ALASKAN 2.3 dCi 190 4x4	M9T260	09/17	→
AVANTIME 2.2 dCi	G9T712	05/02	→ 05/03
CAPTUR 1.5 dCi	K9K838	06/13	→
CAPTUR 1.5 dCi 110	K9K646	01/15	→
CAPTUR 1.5 dCi 90	K9K608, K9K702	06/13	→
CLIO II 1.5 dCi	K9K702, K9K612	06/01	→
CLIO III 1.4 16V	K4J780	06/05	→
CLIO III 1.5 dCi	K9K612, K4M800	05/05	→
CLIO III 1.6 16V	K4M800, --	06/05	→
CLIO III 1.6 16V GT	K4M862	06/09	→
CLIO III 2.0 16V Sport	--, K9K830	02/06	→
CLIO IV 1.5 dCi	K9K830, K9K612	11/12	→
CLIO IV 1.5 dCi 110	K9K646	06/16	→
CLIO IV 1.5 dCi 75	K9K612, K9K608	11/12	→
CLIO IV 1.5 dCi 90	K9K608, M5M400	11/12	→
CLIO IV 1.6 RS	M5M400, K9K612	03/13	→
DOKKER 1.5 dCi	K9K612, F4R403	12/13	→
DUSTER 1.5 dCi	K9K898	09/13	→
DUSTER 1.6 16V	K4M616	02/12	→
DUSTER 1.6 16V 4x4	K4M616	06/11	→ 05/15
DUSTER 2.0	F4R403, F4R410	02/12	→
DUSTER 2.0 [ExtraEU]	F4R410, F4R400	09/13	→
DUSTER 2.0 4x4	F4R400, G9T710	02/12	→
ESPACE III 2.2 dCi	G9T710, F9Q680	07/00	→ 10/02
ESPACE IV 1.9 dCi	F9Q680, F4R790	11/02	→
ESPACE IV 2.0	F4R790, M9R740	11/02	→
ESPACE IV 2.0 dCi	M9R740, F4R794	01/06	→
ESPACE IV 2.0 Turbo	F4R794, G9T645	11/02	→
ESPACE IV 2.2 dCi	G9T645, K9K656	11/02	→
ESPACE V 1.6 dCi 130	R9M409	06/15	→
ESPACE V 1.6 dCi 160	R9M452	06/15	→
FLUENCE 1.5 dCi	K9K656, K4M838	02/10	→
FLUENCE 1.6 16V	K4M838, M4R714	02/10	→
FLUENCE 1.6 LPG 16V	K4M839	01/12	→
FLUENCE 2.0	M4R714, K9K728	01/10	→
GRAND ESPACE 2.0	F4R790	04/03	→ 12/15
GRAND SCÉNIC II 1.5 dCi	K9K728, K4M788	04/04	→
GRAND SCÉNIC II 1.6	K4M788, F9Q803	04/06	→
GRAND SCÉNIC II 1.6 Flex	K4M766	06/04	→ 11/08
GRAND SCÉNIC II 1.9 dCi	F9Q803, F4R770	04/04	→
GRAND SCÉNIC II 2.0	F4R770, M9R700	04/04	→
GRAND SCÉNIC II 2.0 dCi	M9R700, K9K636	02/09	→
GRAND SCÉNIC III 1.5 dCi	K9K636, K4M866	02/09	→
GRAND SCÉNIC III 1.6 16V	K4M858	02/09	→
GRAND SCÉNIC III 1.6 16V Bifuel	K4M866, R9M402	02/09	→
GRAND SCÉNIC III 1.6 dCi	R9M402, F9Q870	04/11	→
GRAND SCÉNIC III 1.6 E85	K4M866	02/09	→
GRAND SCÉNIC III 1.9 dCi	F9Q870, M4R711	02/09	→
GRAND SCÉNIC III 2.0 16V	M4R711, M9R610	02/09	→
GRAND SCÉNIC III 2.0 dCi	M9R610, K9K646	02/09	→
GRAND SCÉNIC IV 1.5 dCi 110	K9K646, K9K872	04/17	→
GRAND SCÉNIC IV 1.5 dCi 110 Hybrid Assist	K9K646, K9K872	04/17	→
GRAND SCÉNIC IV 1.6 dCi 130	R9M409	09/16	→
GRAND SCÉNIC IV 1.6 dCi 160	R9M452	09/16	→
KADJAR 1.5 BLUE dCi 115	K9K872, K9K646	08/18	→
KADJAR 1.5 dCi 110	K9K646, R9M410	06/15	→
KADJAR 1.6 dCi 130	R9M410, R9M414	06/15	→
KADJAR 1.6 dCi 130 4x4	R9M414, K9K700	06/15	→
KANGOO I 1.5 dCi	K9K700, K4M752	12/01	→
KANGOO I 1.6	K4M836	02/12	→
KANGOO I 1.6 [ExtraEU]	K4M752, K4M752	06/01	→ 03/09
KANGOO I 1.6 16V	K4M752, K4M752	06/01	→
KANGOO I 1.6 16V 4x4	K4M752, K4M830CNG	10/01	→
KANGOO I 1.6 CNG	K4M830CNG, K4M834	10/07	→
KANGOO I 1.6 Hi-Flex	K4M834	02/12	→
KANGOO I 1.6 LPG	K4M834, K9K608	02/12	→

RENAULT			
KANGOO II 1.5 dCi	K9K608, K9K636	02/08	→
KANGOO II 1.5 dCi 110	K9K636, K9K608	09/10	→
KANGOO II 1.5 dCi 75	K9K608, K9K800	09/10	→
KANGOO II 1.5 dCi 85	K9K800, K9K608	02/08	→
KANGOO II 1.5 dCi 90	K9K608, K4M830	06/09	→
KANGOO II 1.6	K4M830, K4M830	02/09	→
KANGOO II 1.6 16V	K4M830, K4M834	02/08	→
KANGOO II 1.6 16V Hi-Flex	K4M834	02/08	→
KANGOO II 1.6 16V LPG	K4M834, M9R830	02/08	→
KAPTUR 2.0 4WD	F4R410	03/16	→
KOLEOS 1.6 dCi 130	R9M409	08/16	→
KOLEOS 2.0 dCi	M9R830, M9R830	09/08	→
KOLEOS 2.0 dCi 175	M9R868	08/16	→
KOLEOS 2.0 dCi 175 4WD	M9R868	08/16	→
KOLEOS 2.0 dCi 4x4	M9R830, 2TR701	09/08	→
KOLEOS 2.5	2TR701, F9Q664	09/08	→
KOLEOS 2.5 4x4	2TR701	09/08	→
LAGUNA II 1.6 16V	K4M716	02/05	→ 08/07
LAGUNA II 1.9 dCi	F9Q664, F4R712	03/01	→ 12/07
LAGUNA II 2.0	F4R712, F4R786	08/02	→ 09/07
LAGUNA II 2.0 16V Turbo	F4R786, M9R740	01/03	→ 08/05
LAGUNA II 2.0 dCi	M9R740, G9T600	08/05	→ 12/07
LAGUNA II 2.2 dCi	G9T600, K9K780	03/01	→
LAGUNA III 1.5 dCi	K9K780, F4R811	10/07	→
LAGUNA III 1.6 16V	K4M824	10/07	→ 12/15
LAGUNA III 2.0	F4R813	02/08	→
LAGUNA III 2.0 16V Turbo	F4R811, M9R742	10/07	→ 12/15
LAGUNA III 2.0 dCi	M9R742, M9R816	10/07	→
LAGUNA III 2.0 dCi GT	M9R816, F4R800	03/08	→ 12/15
LAGUNA III 2.0 GT	F4R800, V9X891	03/08	→ 12/15
LAGUNA III 3.0 dCi	V9X891, K9K782	09/08	→ 12/15
LATITUDE 1.5 dCi	K9K782, M9R824	07/10	→
LATITUDE 2.0 dCi 130	M9R756	12/13	→
LATITUDE 2.0 dCi 150	M9R824, M9R804	02/11	→
LATITUDE 2.0 dCi 175	M9R804, K9K830	05/11	→
LATITUDE 3.0 dCi 240	V9X891	02/11	→
LOGGY 1.5 dCi	K9K830, K9K612	07/13	→
LOGAN 1.5 dCi	K9K612, K4M842	02/08	→
LOGAN 1.6	K4M842, G9T720	04/14	→
MASTER II 2.2 dCi 90	G9T720, M9T696	09/00	→
MASTER II 2.3 dCi	M9T696, G9U632	07/14	→
MASTER II 2.5 dCi	G9U632, G9U720	11/02	→
MASTER II 2.5 dCi 100	G9U650	10/03	→
MASTER III 2.3 dCi 120	G9U720, M9T676	10/01	→
MASTER III 2.3 dCi	M9T676, M9T676	02/10	→
MASTER III 2.3 dCi 100 FWD	M9T670, M9T690	02/10	→
MASTER III 2.3 dCi 100 RWD	M9T690, M9T870	02/10	→
MASTER III 2.3 dCi 110 FWD	M9T870, M9T670	09/14	→
MASTER III 2.3 dCi 125 FWD	M9T670, M9T686	02/10	→
MASTER III 2.3 dCi 125 RWD	M9T686, M9T700	02/10	→
MASTER III 2.3 dCi 130 FWD	M9T704	03/12	→
MASTER III 2.3 dCi 130 RWD	M9T710	03/12	→
MASTER III 2.3 dCi 135 FWD	M9T700, M9T700	07/14	→
MASTER III 2.3 dCi 135 RWD	M9T700, M9T672	07/14	→
MASTER III 2.3 dCi 145 FWD	M9T672, M9T694	02/10	→
MASTER III 2.3 dCi 145 RWD	M9T694, M9T880	02/10	→
MASTER III 2.3 dCi 150 FWD	M9T880, M9T880	10/12	→
MASTER III 2.3 dCi 150 RWD	M9T880, M9T700	03/13	→
MASTER III 2.3 dCi 165 FWD	M9T700, M9T700	07/14	→
MASTER III 2.3 dCi 165 RWD	M9T700, K9K636	07/14	→
MASTER III 2.3 dCi 170 FWD	M9T706	07/15	→
MEGANE II 1.4	K4J730, K4J730	08/03	→
MEGANE II 1.4 16V	K4J730, K9K722	11/02	→ 02/08
MEGANE II 1.5 dCi	K9K722, K4M760	09/02	→ 12/10
MEGANE II 1.6	K4M760, K4M760	08/03	→
MEGANE II 1.6 16V	K4M760, F9Q800	11/02	→
MEGANE II 1.6 16V Hi-Flex	K4M856	02/08	→ 07/09
MEGANE II 1.6 Bifuel	K4M788	06/05	→ 02/08
MEGANE II 1.6 Flex-Fuel	K4M856	01/07	→ 02/08
MEGANE II 1.6 LPG 16V	K4M760	01/06	→ 08/09
MEGANE II 1.9 dCi	F9Q800, F4R770	11/02	→
MEGANE II 2.0	F4R770, F4R770	08/03	→
MEGANE II 2.0 16V	F4R770, M9R700	11/02	→ 02/08
MEGANE II 2.0 16V Turbo	F4R776	05/04	→ 03/09
MEGANE II 2.0 dCi	M9R700, F4R774	09/05	→
MEGANE II 2.0 Renault Sport	F4R774, K9K636	05/04	→ 10/09
MEGANE I 1.5 dCi	K9K636, F9Q870	08/03	→ 08/15
MEGANE I 1.6	K4M760	10/03	→ 01/06
MEGANE I 1.6 16V	K4M706	03/99	→ 07/03
MEGANE I 1.6 Bifuel	K4M858	05/09	→ 08/15
MEGANE I 1.6 VVT	K4M858	01/13	→ 08/15
MEGANE I 1.9 dCi	F9Q870, K4J730	06/08	→ 08/15
MEGANE I 2.0 16V	F4R720	05/00	→
MEGANE III 1.5 dCi	K9K636, K4M848	11/08	→
MEGANE III 1.6 16V	K4M848, R9M402	11/08	→
MEGANE III 1.6 16V Bifuel	K4M866	11/08	→
MEGANE III 1.6 dCi	R9M402, F9Q870	04/11	→
MEGANE III 1.9 dCi	F9Q870, M9R610	11/08	→

RENAULT			
MEGANE III 2.0 dCi	M9R610, F4R874	04/09	→
MEGANE III 2.0 R.S.	F4R874, F4R870	11/08	→
MEGANE III 2.0 Tce	F4R870, K9K646	11/08	→
MEGANE III 2.0 Tce 220	F4R874	11/13	→
MEGANE IV 1.5 dCi 110	K9K646, K9K656	11/15	→
MEGANE IV 1.5 dCi 90	K9K656, R9M409	11/15	→
MEGANE IV 1.6 dCi 130	R9M409, K4J770	11/15	→
MEGANE IV 1.6 dCi 165	R9M452	11/15	→
MEGANE IV 1.6 Tce 205	M5M450	04/16	→
MEGANE CC 1.5 dCi	K9K636, F9Q870	06/10	→
MEGANE CC 1.6 16V	K4M858	06/10	→
MEGANE CC 1.6 16V Hi-Flex	K4M866	06/10	→
MEGANE CC 1.6 dCi	R9M402	04/11	→
MEGANE CC 1.9 dCi	F9Q870, F4R870	06/10	→
MEGANE CC 2.0 dCi	M9R610	06/10	→
MEGANE CC 2.0 Tce	F4R870, K9K636	06/10	→
MEGANE CC 2.0 Turbo	F4R874	10/11	→
MODUS 1.4	K4J770, K9K612	04/06	→ 12/13
MODUS / GRAND MODUS 1.4	K4J770, K9K750	12/04	→
MODUS / GRAND MODUS 1.5 dCi	K9K750, K9K750	09/04	→
MODUS / GRAND MODUS 1.5 dCi 75	K9K770	10/10	→
MODUS / GRAND MODUS 1.5 dCi 90	K9K750, K4M790	10/10	→
MODUS / GRAND MODUS 1.6	K4M790, K4J770	12/04	→
SANDERO I 1.5 dCi	K9K892	05/10	→
SANDERO II 1.5 dCi	K9K612, K4M842	12/13	→
SANDERO II 1.6 16V	K4M842, K9K728	04/14	→
SCÉNIC I 1.6	K4M706	09/99	→ 09/03
SCÉNIC II 1.4	K4J730, K9K722	06/03	→
SCÉNIC II 1.5 dCi	K9K722, K4M788	06/03	→
SCÉNIC II 1.6	K4M788, K4M764	06/03	→
SCÉNIC II 1.6 16V	K4M764, F9Q803	05/03	→
SCÉNIC II 1.6 Bifuel	K4M764	08/03	→ 05/06
SCÉNIC II 1.6 Hi-Flex	K4M766	03/05	→ 07/10
SCÉNIC II 1.9 dCi	F9Q812	06/06	→
SCÉNIC II 1.9 dCi	F9Q803, F4R770	06/03	

RENAULT		
TWINGO II 1.5 dCi 75	K9K820	10/10 →
TWINGO II 1.5 dCi 90	K9K820	10/10 →
TWINGO II 1.6 RS	K4M854	05/08 →
VEL SATIS 2.0 16 V Turbo	F4R766, M9R760	04/04 →
VEL SATIS 2.0 dCi	M9R760, G9T600	08/05 →
VEL SATIS 2.0 Turbo	F4R767	04/05 →
VEL SATIS 2.2 dCi	G9T600, M9T702	06/02 →
WIND 1.6	K4M854	07/10 →

VAUXHALL		
MOVANO 2.3 CDTi	M9T702, G9T720	05/10 →
MOVANO A 1.9 DTI	F9Q774	10/01 → 05/10
MOVANO A 2.2 DTI	G9T720, G9U632	09/00 → 05/10
MOVANO A 2.5	G9U754	11/03 → 12/06
MOVANO A 2.5 CDTI	G9U632, G9U720	10/01 → 12/10
MOVANO A 2.5 DTI	G9U720, M9T686	01/01 → 05/10
MOVANO B 2.3 CDTi [RWD]	M9T686, M9T670	07/10 →
MOVANO B 2.3 CDTi FWD	M9T670, M9T670	05/10 →
MOVANO B 2.3 CDTi RWD	M9T670, R9M408	05/10 →
VIVARO 1.6 CDTi	R9M408, M9R630	05/14 →
VIVARO 1.9 DI	F9Q762	08/01 → 07/14
VIVARO 1.9 DTI	F9Q760	08/01 → 12/06
VIVARO 2.0 16V	F4R720	08/01 → 07/14
VIVARO 2.0 CDTi	M9R630, G9U630	01/06 → 07/14
VIVARO 2.0 ECOTEC	F4R820	08/06 → 07/14
VIVARO 2.5 CDTi	G9U630, G9U630	04/03 → 07/14
VIVARO 2.5 DTI	G9U630, D4F740	07/03 → 07/14

7.0179



1

ENGINE OIL PRESSURE WARNING LIGHT SWITCHES

Adatt./Suitable:

DACIA
82 00 359 629

RENAULT
82 00 359 629
82 00 367 215
82 00 367 216
82 00 670 466
82 00 671 271

MARKET DIFFUSION: MEDIUM



P029					Bar
21	M 14 x 1,5				0.90

DACIA		
LOGAN I 1.0	D4D760	12/05 →
RENAULT		
CLIO II 1.2	D4F740	10/12 →
CLIO II 1.2 Hi-Flex	D4F742	11/07 → 12/09
CLIO II 1.2 LPG	D4F744	01/14 →
CLIO III 1.2	D4F740, D4F740	10/05 →
CLIO III 1.2 16V	D4F740, D4F740	06/05 →
CLIO III 1.2 16V Hi-Flex	D4F740, D4F740	07/08 →
CLIO III 1.2 Ethanol	D4F742	07/08 →
CLIO III 1.2 Hi-Flex	D4F742	11/07 → 12/12
CLIO IV 1.2 16V	D4F740, D4F740	11/12 →
CLIO IV 1.2 LPG	D4F744	01/14 →
CLIO IV 1.2 LPG 16V	D4F744	11/12 →
LOGAN 1.0	D4D760	12/05 →
MODUS 1.2 BiFuel	D4F744	06/09 → 12/12
MODUS / GRAND MODUS 1.2	D4F740, D4F740	12/04 →
MODUS / GRAND MODUS 1.2 16V	D4F784	05/07 →
MODUS / GRAND MODUS 1.2 16V Hi-Flex	D4F740, D4F770	10/08 →
TWINGO II 1.2	D4F770, D4F764	03/07 →
TWINGO II 1.2 16V	D4F764, D4F780	03/07 →
TWINGO II 1.2 Tce 100	D4F782	02/11 →
TWINGO II 1.2 Turbo	D4F780, D4F780	03/07 →
WIND 1.2	D4F780, H5F402	07/10 →

7.0180



1

ENGINE OIL PRESSURE WARNING LIGHT SWITCHES

Adatt./Suitable:

DACIA
25 24 011 99R
25 24 050 53R
82 00 673 257

NISSAN
25070-00Q0A
25240-CK80B

RENAULT
25 24 011 99R
25 24 050 53R
25 24 0CK 80B
82 00 673 257

*ITEM NOW AVAILABLE FROM PRODUCTION

- ARTICOLO ORA DISPONIBILE PER LA VENDITA
- ARTICLE DISPONIBLE EN PRODUCTION COURANTE
- JETZT ZUM VERKAUF VERFÜGBARER ARTIKEL
- ARTICULO AHORA DISPONIBLE EN PRODUCCION

MARKET DIFFUSION: MEDIUM



				Bar
21	1/8 GAS			0.60

DACIA		
DOKKER 1.2 Tce	H5F402, --	11/12 →
DOKKER 1.2 Tce 115	--, H4M738	12/12 →
DOKKER 1.6	H4M738, H5F404	11/12 →
DOKKER 1.6 LPG	H4M740	04/15 →
DUSTER 1.2 Tce 125	H5F404, H4M438	01/12 →
DUSTER 1.2 Tce 125 4x4	H5F404	10/13 →
DUSTER 1.6 S ce 115	H4M438, H4M430	06/15 →
DUSTER 1.6 S ce 115 4x4	H4M430, H5F402	06/15 →
DUSTER 1.6 S ce 115 LPG	H4M740	06/15 →
LODGY 1.2 Tce	H5F402, H4M740	03/12 →
LODGY 1.6	H4M738	03/12 →
LODGY 1.6 LPG	H4M740, H4M738	04/15 →
LODGY 1.6 S ce 115	H4M738, H4B400	06/15 →
LOGAN II Tce 90	H4B400, --	10/12 →
LOGAN II Tce 90 LPG	H4B410	09/15 →
LOGAN II MCV Tce 90	H4B400, H4B400	02/13 →
LOGAN II MCV Tce 90 LPG	H4B410	09/15 →
SANDERO II Tce 90	--, HR12DDT	10/12 →
SANDERO II Tce 90 LPG	H4B410	09/15 →

NISSAN		
JUKE 1.2 DIG-T	HR12DDT, H5FT	05/14 →
MICRA V 0.9 IG-T	HR09DET	12/16 →
PULSAR 1.2 DIG-T	HR2DDT	10/14 →
QASHQAI II 1.2 DIG-T	H5FT, M5M400	11/13 →
QASHQAI II 1.3 DIG-T	HR13DDT	08/18 →
TERRANO 1.6	H4M	12/15 →

RENAULT		
CAPTUR 0.9 Tce 90	H4B408	06/13 →
CAPTUR 1.2 T	H5F403	06/13 →
CLIO IV 0.9 Tce 90	H4B408	11/12 →
CLIO IV 1.6 RS	M5M400, K7M812	03/13 →
CLIO IV 1.6 RS Trophy	M5M401	03/15 →
FLUENCE 1.6	H4M729	01/13 →
LAGUNA III 2.0 16V Hi-Flex	M4R704	10/07 → 12/15
LATITUDE 2.0 16V	M4R746	02/11 →
LATITUDE 2.5 V6	Z2V604	05/11 →
LATITUDE 3.5	5ZV604	05/11 →
SCÉNIC III 2.0 16V	M4R713	01/09 →

7.0181



1

ENGINE OIL PRESSURE WARNING LIGHT SWITCHES

Adatt./Suitable:

DACIA
82 00 359 633
82 00 671 275

LADA
82006-71275

NISSAN
25240-00Q0F
82006-71275

RENAULT
82 00 359 633
82 00 671 275

MARKET DIFFUSION: HIGH



P029					Bar
21	M 14 x 1,5				0.30

DACIA		
DOKKER 1.6	K7M812, K7M812	11/12 →
DOKKER 1.6 LPG	K7M812, K9K796	11/13 →
DUSTER 1.5 dCi	K9K796, K4M642	04/10 →
DUSTER 1.6	K4M642, K4M490	04/10 →
DUSTER 1.6 16V	K4M490, K4M490	04/10 →
DUSTER 1.6 16V 4x4	K4M490, K4M616	06/10 →
DUSTER 1.6 16V Hi-Flex	K4M696	08/10 →
DUSTER 1.6 16V LPG	K4M616, K7M812	04/11 →
LODGY 1.6	K7M812, K7M812	03/12 →
LODGY 1.6 LPG	K7M812, K9K790	11/13 →
LOGAN I 1.0	D4D760	12/05 →
LOGAN I 1.5 dCi	K9K790, K7M710	09/05 →
LOGAN I 1.6	K7M710, K4M690	09/04 →
LOGAN I 1.6 16V	K4M690, K4M690	12/05 →
LOGAN I 1.6 16V Flexifuel	K4M696	07/10 →
LOGAN I 1.6 16V Hi-Flex	K4M690, K7M710	11/09 →
LOGAN I 1.6 Bifuel	K7M710, K7M764	11/08 →
LOGAN I 1.6 Hi-Flex	K7M714	01/11 → 10/12
LOGAN I 1.6 LPG	K7M818	05/10 → 12/12
LOGAN I 1.6 MPI 85	K7M800	05/10 →
LOGAN II 1.0	D4D754	10/12 →
LOGAN II 1.6 16V	K7M764, K9K790	10/12 →
LOGAN II MCV 1.6	K7M812	06/13 →
SANDERO I 1.5 dCi	K9K790, K4M690	06/08 →
SANDERO I 1.6	K7M710	06/08 →
SANDERO I 1.6 16V	K4M690, K4M690	07/11 →
SANDERO I 1.6 16V Bifuel	K4M690, K7M818	01/11 →
SANDERO I 1.6 LPG	K7M818, 11189	05/10 → 12/12
SANDERO I 1.6 MPI 85	K7M800	05/10 →
SANDERO II 1.0	D4D754	10/12 →
SANDERO II 1.6	K7M812	11/12 →
SANDERO II 1.6 I	K7M764	10/12 →
SANDERO 1.6 LPG	K7M718	01/10 → 12/12

LADA		
LARGUS 1.6	11189, K4M490	03/12 →

NISSAN		
ALMERA III 1.6	K4M	11/12 →
BLUEBIRD SYLPHY 1.6	K4M490, K4M	12/12 →
TERRANO III 1.6	K4M, D4F706	09/13 →

RENAULT		
CLIO II 1.2	D4F728	08/98 → 05/01
CLIO II 1.2 16V	D4F706, K9K700	06/01 →
CLIO II 1.5 dCi	K9K700, K4M742	06/01 →
CLIO II 1.6	K4M742, K4M742	03/99 → 04/05
CLIO II 1.6 Hi-Flex	K4M742, K9K700	04/04 → 02/09
DOKKER 1.6	K7M812	12/13 →
DUSTER 1.5 dCi [ExtraEU]	K9K796	06/11 →
DUSTER 1.6 16V	K4M616	02/12 →
DUSTER 1.6 16V 4x4	K4M616	06/11 → 05/15
EXPRESS 1.9 D	F8Q648	07/95 → 10/97
KANGOO I 1.5 dCi	K9K700, K9K812	12/01 →
KANGOO I 1.6 16V bivalent	K4M850CNG	06/05 →
KANGOO I 1.6 Hi-Flex	K4M850	02/08 →
KANGOO II 1.5 dCi	K9K812, K7M812	02/08 →
KANGOO II 1.5 dCi 85	K9K812	02/08 →
LODGY 1.6	K7M812, K9K790	07/13 →

RENAULT			
LOGAN 1.0	D4D760	12/05	→
LOGAN 1.5 dCi	K9K790, K4M690	09/05	→
LOGAN 1.6	K4M690, K4M762	09/04	→
LOGAN 1.6 16V	K4M694	12/05	→
LOGAN 1.6 MPI 85	K7M800	05/10	→
LOGAN EXPRESS 1.5 dCi	K9K792	04/07	→
LOGAN EXPRESS 1.6	K7M710	04/07	→
MEGANE II 1.6	K4M762, K4M762	09/03	→
MEGANE II 1.6 16V	K4M762, K4M697	05/05	→ 07/09
SANDERO I 1.5 dCi	K9K790	04/07	→
SANDERO I 1.6	K4M697, K9K718	12/07	→
SANDERO I 1.6 MPI 85	K7M800	05/10	→
SANDERO II 1.6	K7M812	11/13	→
SCÉNIC I 1.6	K4M776	09/99	→ 09/03
SYMBOL 1.2	D4F728	09/08	→ 06/14
SYMBOL 1.5 dCi	K9K718, K9K700	09/08	→ 06/14
THALIA I 1.2 16V	D4F728	04/02	→
THALIA I 1.2i 16V	D4F728	04/04	→
THALIA I 1.5 dCi	K9K700, K9K700	01/01	→
THALIA I 1.6 16V	K7M734	04/02	→
THALIA II 1.2	D4F728	09/08	→ 06/14
THALIA II 1.5 dCi	K9K700, K9K718	09/08	→
TWINGO II 1.5 dCi	K9K718, G4HG	03/07	→

7.0182



1

ENGINE OIL PRESSURE WARNING LIGHT SWITCHES

Adapt./Suitable:

HYUNDAI
94750-02000
94750-02100

KIA
94750 02000
94750 02100

ITEM NOW AVAILABLE FROM PRODUCTION

- ARTICOLO ORA DISPONIBILE PER LA VENDITA
- ARTICLE DISPONIBLE EN PRODUCTION COURANTE
- JETZT ZUM VERKAUF VERFÜGBARER ARTIKEL
- ARTICULO AHORA DISPONIBLE EN PRODUCCION

MARKET DIFFUSION: MEDIUM



				Bar
24	1/8 GAS			0.20

HYUNDAI

ACCENT IV 1.4	G4LC	11/10	→
ACCENT IV 1.4 CVT	--	11/10	→
I10 I 1.0	G3LA	01/11	→ 12/17
I10 I 1.1	G4HG, G4AG	12/07	→ 12/13
I10 I 1.1 -/IRDE	G4HG	04/11	→
I10 I 1.1 LPG	G4HG	01/10	→ 12/13
I10 I 1.2	G4LA	11/08	→ 12/11
I10 I 1.2 CVVT	G4LA	11/08	→ 12/13
I10 I 1.2 LPG	G4LA	01/10	→ 12/13
I10 II 1.0 LPG	B3LA	02/14	→
I10 II 1.0	G3LA	08/13	→
I10 II 1.2	G4LA	12/13	→
I20 I 1.2	G4AG, G4LA	09/08	→ 12/15
I20 I 1.2 CVVT	G4LA	05/15	→
I20 I 1.2 LPG	G4LA	01/09	→ 08/14
I20 I 1.4 CVVT	G4LC	05/15	→
I20 II 1.0 T-GDI	G3LC	09/15	→
I20 II 1.2	G4LA, G4LC	11/14	→
I20 II 1.2 LPG	G4LA	11/14	→
I20 II 1.4	G4LC	11/14	→
I30 I 1.4 CVVT	G4LC	05/15	→
I30 II 1.4	G4LC	12/14	→
I30 III 1.0 T-GDI	G3LC	11/16	→
I30 III 1.4 MPI	G4LC, --	11/16	→
I30 III 1.4 T-GDI	G4LD	11/16	→
IONIQ 1.6 GDI Hybrid	G4LE	03/16	→
KONA 1.0 T-GDI	G3LC	07/17	→
SOLARIS 1.4	G4LC	01/17	→

KIA			
CEED I 1.0 T-GDi [ExtraEU]	G3LC	03/18	→
CEED I 1.4 MPI [ExtraEU]	G4LC	03/18	→
CEED I 1.4 T-GDi [ExtraEU]	G4LD	03/18	→
CEED II 1.0 T-GDI	G3LC	04/15	→
CEED II 1.4 MPI	G4LC	04/15	→
CEED III 1.0 T-GDI	G3LC	05/18	→
CEED III 1.4	G4LC	04/18	→
CEED III 1.4 T-GDI	G4LD	04/18	→
NIRO 1.6 GDI Hybrid	G4LE	09/16	→
PICANTO I 1.0	--, --	04/04	→
PICANTO I 1.0 BiFuel	G4HE	01/09	→ 04/11
PICANTO I 1.0 CVVT [ExtraEU]	G3LA	03/17	→
PICANTO I 1.0 D	--	09/05	→
PICANTO I 1.1	--, G3LA	04/04	→
PICANTO I 1.1 BiFuel	G4HG	01/09	→ 04/11
PICANTO I 1.1 CRDi	D3FA	11/05	→
PICANTO II 1.0	G3LA, G4LC	05/11	→
PICANTO II 1.0 Bi-Fuel	B3LA	05/11	→
PICANTO II 1.0 LPG	B3LA	08/13	→
PICANTO II 1.2	G4LA	09/11	→
PICANTO III 1.0	G3LA	03/17	→
PICANTO III 1.0 T-GDi	G3LC	03/17	→
PICANTO III 1.2	G4LA	03/17	→
PRO CEE'D II 1.0 T-GDI	G3LC	07/15	→
PRO CEE'D II 1.4 MPI	G4LC, G3LC	07/13	→
RIO III 1.2	G4LA	09/11	→
RIO III 1.2 CVVT	G4LA	11/14	→
RIO III 1.25 CVVT	G4LA	09/11	→
RIO III 1.25 LPG	G4LA	09/11	→
RIO IV 1.0 T-GDI 100	G3LC	01/17	→
RIO IV 1.0 T-GDI 120	G3LC	01/17	→
RIO IV 1.25	G4LA	01/17	→
RIO IV 1.4	G4LC	01/17	→
STONIC 1.0 T-GDi	G3LC, A14XER	07/17	→
STONIC 1.2 CVVT	G4LA	07/17	→
STONIC 1.4 CVVT	G4LC	07/17	→

7.0183



1

ENGINE OIL PRESSURE WARNING LIGHT SWITCHES

Adapt./Suitable:

CHEVROLET
55581588
93190643

GENERAL MOTORS
55 581 588
93 190 643

OPEL
12 38 696
12 47 680
55581588
93190643

SAAB
93190643

VAUXHALL
55581588
93190643

ITEM NOW AVAILABLE FROM PRODUCTION

- ARTICOLO ORA DISPONIBILE PER LA VENDITA
- ARTICLE DISPONIBLE EN PRODUCTION COURANTE
- JETZT ZUM VERKAUF VERFÜGBARER ARTIKEL
- ARTICULO AHORA DISPONIBLE EN PRODUCCION

MARKET DIFFUSION: HIGH



				Bar
P023	24	M 10 x 1		0.40

CHEVROLET

AVEO 1.2	A12XER	06/11	→ 12/15
AVEO 1.2 ECOTEC	A12XEL	06/11	→ 12/15
AVEO I 1.4	A14XER, A12XEL	04/08	→
AVEO II 1.2	A12XEL, A14XER	03/11	→
AVEO II 1.2 LPG	A12XER	11/12	→
AVEO II 1.4	A14XER, A14NET	03/11	→
AVEO II 1.4 Turbo	A14NET	08/13	→
AVEO II 1.6	F16D4	03/11	→
CRUZE 1.4	A14NET, F16D4	09/10	→
CRUZE 1.6	F16D4, F18D4	05/09	→
CRUZE 1.6 BiFuel	F16D4	05/09	→ 12/11
CRUZE 1.8	F18D4, 2HO	05/09	→
CRUZE 1.8 LPG	F18D4	06/11	→

CHEVROLET			
ORLANDO 1.4	LUJ	06/12	→
ORLANDO 1.8	F18D4	02/11	→
ORLANDO 1.8 LPG	F18D4	06/11	→
TRAX 1.4	A14NET	12/12	→
TRAX 1.4 AWD	A14NET	12/12	→
TRAX 1.4 LPG	A14NET	04/13	→
TRAX 1.6	A16XER	12/12	→
TRAX 1.8	2HO, 2HO	03/13	→
TRAX 1.8 AWD	2HO, A12XEL	03/13	→
VOLT 1.4 EV150 Range Extender	LUU	01/11	→ 12/15

OPEL			
ADAM 1.2	A12XEL, A14XEL	10/12	→
ADAM 1.4	A14XEL, A14XEL	10/12	→
ADAM 1.4 LPG	A14XEL, A14XEL	07/13	→
ADAM 1.4 S	B14NEH	11/14	→
AGILA A 1.0	Z10XEP	08/03	→ 12/07
AGILA A 1.0 12V	Z10XE	09/00	→ 12/07
AGILA A 1.2 16V	Z12XE	09/00	→ 12/07
AGILA A 1.2 16V Twinport	Z12XEP	07/04	→ 12/07
AMPERA 1.4 EV150 Range Extender	A14XFL	11/11	→ 03/15
ASTRA G 1.2 16V	X12XE	02/98	→ 09/00
ASTRA G 1.4	Z14XEL, A14NEL	04/04	→ 12/11
ASTRA G 1.4 ECOTEC	A14NEL, Z14XEL	10/10	→ 10/15
ASTRA G 1.4 LPG ECOTEC	Z14XEP	01/09	→ 12/09
ASTRA H 1.2	Z12XEP	08/05	→ 10/10
ASTRA H 1.4	Z14XEL, A14NEL	03/04	→ 12/11
ASTRA H 1.4 EcoTec	Z14XEP	12/04	→ 12/12
ASTRA H 1.4 LPG	Z14XEP	08/09	→ 10/10
ASTRA J 1.4	A14NEL, A14NEL	01/09	→
ASTRA J 1.4 LPG	A14NET	07/14	→
ASTRA J 1.4 Turbo	A14NEL, A16LET	12/09	→
ASTRA J 1.6	A16LET, A14NEL	12/09	→
ASTRA J 1.6 LPG	A16XER	10/12	→ 10/15
ASTRA J 1.6 Turbo	A16LET	06/12	→ 10/13
ASTRA J 1.8	A18XER	10/11	→ 10/15
CASCADA 1.4	A14NEL, A14NET	03/13	→
CASCADA 1.4 Turbo	A14NET, A12XER	03/13	→
CORSA B 1.0 i 12V	X10XE	11/96	→ 09/00
CORSA B 1.2 i 16V	X12XE	03/98	→ 09/00
CORSA C 1.2	Z12XEP	07/05	→ 06/06
CORSA C 1.2 Twinport	Z12XEP	07/04	→ 12/09
CORSA D 1.0	A10XEP	07/06	→ 08/14
CORSA D 1.0 ECOTEC	Z10XEP	08/06	→ 08/14
CORSA D 1.2	Z12XEP	07/06	→ 08/14
CORSA D 1.2 ECOTEC	Z12XEP	08/06	→ 08/14
CORSA D 1.2 LPG	A12XER, A14NEL	08/06	→ 08/14
CORSA D 1.4	A14NEL, A16LET	07/06	→ 08/14
CORSA D 1.4 LPG	Z14XEP	08/06	→ 12/11
CORSA D 1.6	Z16LER	07/12	→ 08/14
CORSA D 1.6 Turbo	A16LEL, B14XEJ	11/06	→ 08/14
CORSA E 1.2	B12XEL	09/14	→
CORSA E 1.4	B14XEJ, B14XEL	09/14	→
CORSA E 1.4 LPG	B14XEL, B14NEH	03/15	→
CORSA E 1.4 Turbo	B14NEH, A14NET	09/14	→
CORSA E 1.6 Turbo	B16LES	03/15	→
INSIGNIA 1.4	A14NET, A14NET	04/11	→
INSIGNIA 1.4 LPG	A14NET, A18XER	07/12	→ 03/17
INSIGNIA 1.6	A16XER	07/08	→ 03/17
INSIGNIA 1.6 Turbo	A16LET	07/08	→ 03/17
INSIGNIA 1.8	A18XER, A14NEL	07/08	→ 03/17
MERIVA A 1.4 16V Twinport	Z14XEP	07/04	→ 05/10
MERIVA A 1.4 16V Twinport LPG	Z14XEP	07/04	→ 05/10
MERIVA B 1.4	A14NEL, A14NEL	06/10	→ 03/17
MERIVA B 1.4 LPG	A14NEL, A14NET	06/11	→ 03/17
MOKKA 1.4	A14NET, A14NET	04/13	→
MOKKA 1.4 4x4	A14NET, A14NET	06/12	→
MOKKA 1.4 LPG	A14NET, A16XER	04/13	→
MOKKA 1.6	A16XER, A16XNT	06/12	→
MOKKA 1.8	A18XER	01/13	→
MOKKA 1.8 4x4	A18XER	01/13	→
TIGRA B 1.4	Z14XEP	06/04	→ 12/10
ZAFIRA B 1.6 CNG	Z16XNT	04/09	→ 04/15
ZAFIRA B 1.6 CNG Turbo	A16XNT, A14NEL	02/09	→ 04/15
ZAFIRA C 1.4	A14NEL, A14NET	10/11	→
ZAFIRA C 1.4 LPG	A14NET, A12XEL	10/11	→

SAAB

9-5 1.6 Turbo	A16LET	05/10	→ 01/12
---------------	--------	-------	---------

VAUXHALL

ADAM 1.2	A12XEL, A14XEL	10/12	→
ADAM 1.4	A14XEL, Z10XE	10/12	→
ADAM 1.4 LPG	A14XEL	07/13	→
ADAM 1.4 S	B14NEH	11/14	→
AGILA A 1.0 12V	Z10XE, X12XE	02/00	→ 11/06
AGILA A 1.2 16V	Z12XE	09/00	→ 03/08
AGILA A 1.2 16V Twinport	Z12XEP	07/04	→ 11/06

VAUXHALL		
AMPERA 1.4 EV150 Range Extender	A14XFL	11/11 →
AMPERA EV 150	4ET50	03/12 →
ASTRA IV 1.2 16V	X12XE, Z14XEL	09/00 → 05/05
ASTRA V 1.2	Z12XEP	08/05 → 10/10
ASTRA V 1.4	Z14XEL, A16XER	01/04 → 10/10
ASTRA V 1.4i 16V	Z14XEP	03/05 → 11/10
ASTRA V 1.6i 16V	A16XER, A18XER	10/06 → 08/11
ASTRA V 1.8	A18XER, A14NEL	05/08 → 11/10
ASTRA VI 1.4	A14NEL, A14NEL	12/09 →
ASTRA VI 1.4 Turbo	A14NEL, A16LET	12/09 →
ASTRA VI 1.6	A16LET, A14NEL	12/09 →
ASTRA VI 1.6 Turbo	A16LET	10/10 →
ASTRAVAN III 1.4 i	Z14XEP	03/05 →
CASCADE 1.4	A14NEL, A10XEP	02/13 →
CORSA B 1.0 i 12V	X10XE	11/96 → 09/00
CORSA B 1.2 i 16V	X12XE	03/98 → 09/00
CORSA C 1.2 Twinport	Z12XEP	07/04 → 10/06
CORSA D 1.0	A10XEP, A12XEL	11/06 → 08/14
CORSA D 1.2	A12XEL, A12XER	11/06 → 08/14
CORSA D 1.2 LPG	A12XER, A14NEL	09/09 → 08/14
CORSA D 1.4	A14NEL, A14XEL	07/06 → 08/14
CORSA D 1.4 LPG	A14XEL, A16LEL	07/06 → 08/14
CORSA D 1.6 SRi	A16LEL, A16LER	05/07 → 08/14
CORSA D 1.6 VXR	A16LER, B14NEH	06/11 → 08/14
CORSA E 1.2	B12XEL	08/14 →
CORSA E 1.4	B14NEH, A14NET	08/14 →
CORSA E 1.4 LPG	B14XEL	08/14 →
CORSA E 1.6 VXR	B16LES	04/15 →
CORSAVAN II 1.2 16V	Z12XEP	07/04 → 11/06
CORSAVAN II 1.2 16V Dualfuel	Z12XEP	07/04 → 12/05
CORSAVAN III 1.2	Z12XEP	07/09 →
CORSAVAN IV 1.2	B12XEL	10/14 →
CORSAVAN IV 1.4	B14XEJ	10/14 →
INSIGNIA 1.4	A14NET, A16XER	04/11 → 05/17
INSIGNIA 1.4 LPG	A14NET	07/12 → 05/17
INSIGNIA 1.6	A16XER, A18XER	07/08 → 05/17
INSIGNIA 1.6 Turbo	A16LET	01/09 → 05/17
INSIGNIA 1.8	A18XER, A14NEL	07/08 → 05/17
MERIVA I 1.4 16V Twinport	Z14XEP	01/03 → 06/10
MERIVA II 1.4	A14NEL, A14NEL	06/10 →
MERIVA II 1.4 LPG	A14NEL, A14NET	06/11 →
MOKKA / MOKKA X 1.4	A14NET, A14NET	04/13 →
MOKKA / MOKKA X 1.4 4x4	A14NET, A16XER	06/12 →
MOKKA / MOKKA X 1.6	A16XER, A16XNT	06/12 →
TIGRA B 1.4	Z14XEP	06/04 → 08/09
ZAFIRA B 1.6 CNG Turbo	A16XNT, A14NEL	02/09 → 11/14
ZAFIRA C 1.4	A14NEL, CAKA	10/11 →
ZAFIRA C 1.4 LPG	A14NET	10/11 →

7.0185



1

ENGINE OIL PRESSURE WARNING LIGHT SWITCHES

Adatt./Suitable:

AUDI

06E 919 081 B

06E 919 081 C

VW

06E 919 081 B

06E 919 081 C

ITEM NOW AVAILABLE FROM PRODUCTION

- ARTICOLO ORA DISPONIBILE PER LA VENDITA
- ARTICLE DISPONIBLE EN PRODUCTION COURANTE
- JETZT ZUM VERKAUF VERFÜGBARER ARTIKEL
- ARTICULO AHORA DISPONIBLE EN PRODUCCION

306 Has the same colour as the original part : Grey

- corrisponde al pezzo originale colorato : grigio
- Correspond à la pièce originale dans sa couleur : gris
- Entspricht dem Originalteil in Farbe : grau
- corresponde al color de la pieza original : gris



P027				Bar
24	M 10 x 1			2.80

AUDI

A4 IV 3.2 FSI	CALA	09/08 → 03/12
A4 IV 3.2 FSI quattro	CALA	11/07 → 03/12
A4 IV S4 quattro	CAKA, CHMB	11/08 → 12/15
A5 I 3.0 TFSI quattro	CHMB, CAKA	11/11 → 01/17
A5 I 3.2 FSI	CALA	06/07 → 03/12
A5 I 3.2 FSI quattro	CALA	06/07 → 03/12
A5 I S5 quattro	CAKA, BDX	06/09 → 01/17
A6 III 2.8 FSI	BDX, BDX	11/06 → 08/11
A6 III 2.8 FSI quattro	BDX, CAJA	06/07 → 08/11
A6 III 3.0 TFSI quattro	CAJA, CGWB	10/08 → 08/11
A6 III 3.2 FSI	CALA	05/09 → 03/11
A6 IV 2.8 FSI	CHVA	11/10 → 04/15
A6 IV 2.8 FSI quattro	CHVA	11/10 → 04/15
A6 IV 3.0 TFSI quattro	CGWB, CGXC	11/10 →
A7 2.8 FSI	CHVA	02/11 → 03/15
A7 SPORTBACK 2.8 FSI quattro	CHVA	10/10 → 03/15
A7 SPORTBACK 3.0 TFSI quattro	CGWB	10/10 → 05/12
A8 I 3.0 TFSI	CGXC, BDX	06/10 → 04/14
A8 II 2.8 FSI	BDX, CTUC	08/07 → 07/10
A8 III 3.0 TFSI quattro	CGWD	11/11 →
Q5 I 3.0 TFSI quattro	CTUC, CJTB	06/12 →
Q5 I 3.2 FSI quattro	CALB	11/08 →
Q7 I 3.0 TFSI quattro	CJTB, CGEA	05/10 → 08/15

VW

TOUAREG II 3.0 V6 TSI Hybrid	CGEA, 4B12	04/10 → 03/18
TOUAREG II 4.2 V8 TDI	CKDA	01/10 → 03/18

7.0187



1

ENGINE OIL PRESSURE WARNING LIGHT SWITCHES

Adatt./Suitable:

CITROËN

1131 K4

MITSUBISHI

MN-163743

PEUGEOT

1131 K4

SMART

A 001 153 06 32

A 001 153 10 32

A 122 153 00 32

MARKET DIFFUSION: MEDIUM



			Bar
24	1/8 GAS		0.20

CITROËN

C4 AIRCROSS 1.6	4A92	04/12 →
C4 AIRCROSS 1.8 HDi 150	4N13	04/12 →
C4 AIRCROSS 1.8 HDi 150 AWC	4N13	04/12 →
C4 AIRCROSS 2.0	4B11	04/12 →
C4 AIRCROSS 2.0 [ExtraEU]	4B11	04/12 →
C4 AIRCROSS 2.0 AWC	4B11	04/12 →
C-CROSSER 2.0	4B11	11/10 →
C-CROSSER 2.0 Trazione integrale	4B11	11/10 →
C-CROSSER 2.4 16V	4B12, 4A92	08/08 →
C-CROSSER ENTERPRISE 2.4 16V	4B12	01/09 →

MITSUBISHI

ASX 1.6 LPG	4A92	06/10 →
ASX 1.6 MIVEC	4A92, 4B11	05/10 →
ASX 1.8	4B10	02/10 →
ASX 1.8 4WD	4B10	02/10 →
ASX 1.8 DI-D	4N13	06/10 →
ASX 1.8 DI-D 4WD	4N13	06/10 →
ASX 2.0 i	4B11	06/10 →
ASX 2.0 i 4WD	4B11, 4A90	01/10 →
ASX 2.2 DI-D 4WD	4N14	04/13 →
COLT VI 1.1	3A91	10/04 → 06/12
COLT VI 1.1 LPG	3A91	10/04 → 06/12
COLT VI 1.3	4A90, 4A91	06/04 →
COLT VI 1.3 4WD	4A90	08/04 →
COLT VI 1.3 Flexfuel	4A90	10/08 → 06/12
COLT VI 1.3 LPG	4A90	06/04 → 06/12
COLT VI 1.5	4A91, 4G15D0HC	06/04 →
COLT VI 1.5 4WD	4A91	08/04 →
COLT VI 1.5 CZT	4G15D0HC, 4G15D0HC	03/05 → 06/12
COLT VI 1.5 Ralliart R	4G15D0HC, 4G15D0HC	02/10 → 06/12
COLT VI 1.5 Turbo	4G15D0HC, 4G69	05/06 → 06/12
ECLIPSE CROSS 1.5 T-Mivec	4B40	10/17 →
ECLIPSE CROSS 1.5 T-Mivec 4WD	4B40	10/17 →
GALANT IX 2.4	4G69, 4N15	10/03 →
GALANT IX 2.4 GDi Sport 4WD	4G69	10/03 →
GRANDIS 2.4 MIVEC	4G69	04/04 → 12/11
I 0.7	3B20	02/07 → 12/13
L200 / TRITON 2.4 DI-D	4N15	09/15 →
L200 / TRITON 2.4 DI-D 4WD	4N15, 4D56D0HC	11/14 →
L200 IV 2.5 D 4WD	4D56	08/11 → 12/15
L200 IV 2.5 DI-D 4WD	4D56D0HC	04/07 → 12/15
L200 IV 2.5 DI-D 4WD	4D56D0HC, 4B10	10/07 → 12/15
LANCER VIII 2.0 i	4B11	10/07 →
LANCER VIII 2.0 Mivec [ExtraEU]	4B11	03/07 →
LANCER IX 1.5	4A91	06/08 →
LANCER IX 1.5 Bifuel	4A91	02/10 →
LANCER IX 1.6 MIVEC	4A92	05/10 →
LANCER IX 1.8	4B10, 4N13	02/08 →
LANCER IX 1.8 Bifuel	4B10	01/10 →
LANCER IX 1.8 DI-D	4N13, 4B10	05/10 →

MITSUBISHI		
LANCER IX 1.8 Flex	4B10	03/09 →
LANCER IX 1.8 Flexfuel	4B10, 4B10	03/09 →
LANCER IX 1.8 i	--	10/07 →
LANCER IX 1.8 MIVEC	4B10, 4B11	03/09 →
LANCER IX 2.0	4B11, 4B11	04/08 →
LANCER IX 2.0 EVO X	4B11, 4B11	06/09 →
LANCER IX 2.0 i	4B11, 4B11	01/09 →
LANCER IX 2.0 i Ralliart 4WD	4B11, 4B11	10/08 →
LANCER IX 2.0 Ralliart	4B11T/C	08/11 →
LANCER IX 2.0 Ralliart 4WD	4B11, 4B11	10/08 →
LANCER IX EVO X	4B11, 4B11	10/07 → 06/15
LANCER IX EVO X - FQ330	4B11, 4B11	03/08 → 06/15
LANCER IX EVO X - FQ360	4B11, 3A92	03/08 → 06/15
LANCER IX EVO X - FQ400	4B11	05/09 → 12/10
MIRAGE VI 1.0	--	05/12 →
MIRAGE VI 1.0 Bifuel	3A90	04/14 →
MIRAGE VI 1.2	3A92, 4B11	01/12 →
MONTERO 3.0 V6	6G72(SOHC12V)	09/06 →
MONTERO 3.8 V6	6G75	09/07 →
OUTLANDER 1.2.0	4G63(DOHC16V)	05/03 → 10/06
OUTLANDER 1.2.0 4WD	4G63(DOHC16V)	05/03 → 10/06
OUTLANDER 1.2.0 Turbo 4WD	4G63-T(DOHC16V)	04/04 → 10/06
OUTLANDER 1.2.0 Turbo-R 4WD	4G63Turbo	01/02 → 10/06
OUTLANDER 1.2.4 4WD	4G64(16V)	05/03 → 10/06
OUTLANDER 1.2.4 HDD Mivec	4G69	03/01 → 12/06
OUTLANDER II 2.0	4B11, 4N14	11/06 → 11/12
OUTLANDER II 2.0 4WD	4B11	11/06 → 11/12
OUTLANDER II 2.2 Di-D	4N14	11/06 → 11/12
OUTLANDER II 2.2 Di-D 4WD	4N14, 6B31	11/06 → 11/12
OUTLANDER II 2.4	4B12	11/06 → 11/12
OUTLANDER II 2.4 4WD	4B12	09/07 → 11/12
OUTLANDER II 2.4 Flex 4WD	4B12	09/07 → 11/12
OUTLANDER II 3.0 4WD	6B31, 4B11	11/06 → 11/12
OUTLANDER II 3.0 AWD	6B31	11/06 → 12/10
OUTLANDER II 3.0 FWD	6B31	11/06 → 11/12
OUTLANDER II 3.0 Mivec	6B31	09/10 → 12/12
OUTLANDER II 3.0 Mivec [ExtraEU]	6B31	08/12 →
OUTLANDER III 2.0	4B11, 4B11	08/12 →
OUTLANDER III 2.0 4WD	4B11, 4B11	08/12 →
OUTLANDER III 2.0 Bifuel	4J11	10/12 →
OUTLANDER III 2.0 Bifuel 4WD	4J11	10/12 →
OUTLANDER III 2.0 Hybrid 4WD	4B11, 6G72(SOHC24V)	12/12 →
OUTLANDER III 2.2 Di-D	4N14	08/12 →
OUTLANDER III 2.2 Di-D 4WD	4N14	05/15 →
OUTLANDER III 2.2 Di-D 4WD	4N14	08/12 →
OUTLANDER III 2.4	4B12	08/12 →
OUTLANDER III 2.4 4WD	4B12	10/12 →
OUTLANDER III 3.0	6B31	08/12 →
OUTLANDER III 3.0 4WD	6B31	03/14 →
PAJERO III 3.2 DiD	4M41R	04/08 →
PAJERO IV 3.0 4WD	6G72(SOHC24V), 4M41R	02/07 →
PAJERO IV 3.2 DiD	4M41R, 4M41	02/07 →
PAJERO IV 3.2 Di-D	4M41, 4M41	11/06 →
PAJERO IV 3.2 Di-D 4WD	4M41, 4M41	02/07 →
PAJERO IV 3.2 Di-D GLS	4M41	02/07 →
PAJERO IV 3.2 TD 4WD	4M41, 6G75	01/10 →
PAJERO IV 3.8 V6	6G75, 4D56HP	10/06 →
PAJERO SPORT II 2.5 Di-D	4D56HP, 4D56HP	07/08 →
PAJERO SPORT II 2.5 Di-D 4WD	4D56HP, 4M41R	07/08 →
PAJERO SPORT II 2.5 TD	4D56T	09/08 →
PAJERO SPORT II 3.0	6B31	09/08 →
PAJERO SPORT II 3.0 4WD	6B31	09/08 →
PAJERO SPORT II 3.2 DiD [ExtraEU]	4M41R	01/08 → 12/15
PAJERO SPORT II 3.2 Di-D 4WD	4M41	07/08 →
PAJERO SPORT II 3.5	6G74(SOHC24V)	01/10 →
PAJERO SPORT II 3.5 V6 24V	6G74(SOHC24V)	09/08 →
PAJERO SPORT III 2.4 Di-D 4x4	4N15	08/15 →
PAJERO SPORT III 3.0 Mivec 4x4	6B31	08/15 →
SHOGUN 3.2 DiD	4M41R, 4B12	11/06 →
SHOGUN IV 3.2 TD 4x4	4M41	01/09 →
SPACE STAR 1.2	3A92	05/12 →

PEUGEOT		
4007 2.0	4B11	11/10 →
4007 2.0 4x4	4B11	11/10 →
4007 2.4 16V	4B12, --	01/08 →
4008 1.6	--, 4N13	05/12 →
4008 1.8 HDi	4N13	05/12 →
4008 1.8 HDi AWC	4N13, M134.910	05/12 →
4008 2.0	4B11	05/13 →
4008 2.0 AWC	4B11	05/12 →

PEUGEOT		
4008 2.0 Mivec [ExtraEU]	4B11	04/12 →
SMART		
FORFOUR 1.1	M134.910, M132.930	01/04 → 06/06
FORFOUR 1.3	M135.930	01/04 → 06/06
FORFOUR 1.5	M135.950	01/04 → 06/06
FORFOUR 1.5 BRABUS	M122.950	05/05 → 06/06
FORTWO II 1.0	M132.910	01/07 →
FORTWO II 1.0 Brabus	M132.930, P5X0	01/08 →
FORTWO II 1.0 Turbo	M132.930	01/07 →
FORTWO II 1.0 Turbo Brabus	M132.930	07/10 →

7.0188



ENGINE OIL PRESSURE WARNING LIGHT SWITCHES

Adatt./Suitable:

MAZDA
PE01-18-501
PE01-18-501A
PE01-18-501B

MITSUBISHI
MN-137360



P025					Bar
	24	1/8 GAS			1

MAZDA		
2 III 1.5	P5X0, P5-VPS	08/14 →
2 III 1.5 [ExtraEU]	P5Y4	11/14 →
3 III 1.5	P5-VPS, LFX	09/13 →
3 III 2.0	LFX, --	09/13 →
3 III 2.0 Hybrid	--, PE-VPR	10/14 →
6 III 2.0	PE-VPR, PYY1	12/12 →
6 III 2.5	PYY1, PEX3	12/12 →
CX-3 2.0	PEX3, PEX3	05/15 →
CX-3 2.0 AWD	PEX3, PE-VPS	05/15 →
CX-5 2.0	PE-VPS, PEY4	11/11 →
CX-5 2.0 [ExtraEU]	PEY4, PE-VPS	11/11 → 02/17
CX-5 2.0 AWD	PE-VPS, PY-VPS	11/11 →
CX-5 2.5	PY-VPS, PYY1	02/13 →
CX-5 2.5 4WD	PY-VPS	07/14 →
CX-5 2.5 AWD	PYY1, P5-VPR	02/15 →
MX-5 IV 1.5	P5-VPR, PEX4	06/15 →
MX-5 IV 2.0	PEX4, 4G69	06/15 →

MITSUBISHI		
GALANT IX 2.4	4G69, K7J710	10/03 →
GALANT IX 2.4 GDi Sport 4WD	4G69	10/03 →
MONTERO 3.8 V6	6G75	09/07 →
OUTLANDER II 3.0 4WD	6B31	10/09 → 11/12
OUTLANDER II 3.0 FWD	6B31	11/06 → 11/12

7.0189



1

ENGINE OIL PRESSURE WARNING LIGHT SWITCHES

Adatt./Suitable:

DACIA
60 01 548 045
82 00 671 274

RENAULT
60 01 548 045
82 00 670 469
82 00 671 274



P029					Bar
	21	M 14 x 1,5			0.20

DACIA		
LOGAN I 1.4	K7J710	09/04 →
LOGAN I 1.4 MPI LPG	K7J710, K7M718	02/06 →
LOGAN I 1.6 Bifuel	K7M718, K7M710	11/08 →
LOGAN I 1.6 LPG	K7M718	08/04 → 03/11
SANDERO 1.6 LPG	K7M718	12/07 → 12/12
SANDERO I 1.4	K7J710	06/08 →
SANDERO I 1.4 MPI LPG	K7J714	01/09 →
SANDERO I 1.6	K7M710, CAPA	06/08 →
SANDERO I 1.6 Hi-Flex	K7M732	06/08 → 12/12

RENAULT		
KANGOO II 1.6	K7M750	02/08 →
LOGAN 1.4	K7J710	09/04 →
LOGAN 1.4 LPG	K7J714	02/08 → 10/13
LOGAN 1.6 LPG	K7M718	04/07 → 11/12
SANDERO 1.4 LPG	K7J714	02/09 → 12/12
SANDERO I 1.4	K7J710	02/09 →

7.0190



1

ENGINE OIL PRESSURE WARNING LIGHT SWITCHES

Adatt./Suitable:

AUDI

059 919 081 C
059 919 081 D
059 919 081 G
06E 919 081 G

PORSCHE

958 606 081 30
958 606 081 31
958 606 081 50
958 606 081 70

VW

059 919 081 D
059 919 081 G
06E 919 081 G

NEW - ITEM NOW AVAILABLE FROM PRODUCTION

- NUOVO - ARTICOLO ORA DISPONIBILE PER LA VENDITA
- NOUVEAU - ARTICLE DISPONIBLE EN PRODUCTION COURANTE
- NEU - JETZ ZUM VERKAUF VERFÜGBARER ARTIKEL
- NUEVO - ARTICULO AHORA DISPONIBLE EN PRODUCCION

1075 Has the same colour as the original part : Violet




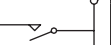
- corrisponde al pezzo originale colorato : violetto
- Correspond à la pièce originale dans sa couleur : violet
- Entspricht dem Originalteil in Farbe : violett
- corresponde al color de la pieza original : violeta

1083 Has the same colour as the original part : Green

- corrisponde al pezzo originale colorato : verde
- Correspond à la pièce originale dans sa couleur : vert
- Entspricht dem Originalteil in Farbe : grün
- corresponde al color de la pieza original : verde

MARKET DIFFUSION: MEDIUM



				Bar
24	M 10 x 1			2,30

AUDI

A4 IV 3.0 TDI	CLAB	11/11 → 12/15
A4 IV 3.0 TDI quattro	CAPA, CCWA	11/07 → 12/15
A4 IV 3.0 TFSI quattro	CMUA	02/12 → 12/15
A4 IV S4 quattro	CAKA, CAMA	11/08 → 12/15
A4 IV ALLROAD 3.0 TDI quattro	CCWA, CAKA	04/09 → 05/16
A5 I 2.0 TDI quattro	CGLC	01/12 → 05/15
A5 I 2.7 TDI	CAMA, CAPA	06/07 → 01/17
A5 I 3.0 TDI	CLAB	10/11 → 01/17
A5 I 3.0 TDI quattro	CAPA, CAKA	06/07 → 01/17
A5 I 3.0 TFSI quattro	CHMB	08/11 →
A5 I S5 quattro	CAKA, CANA	01/10 → 01/17
A6 III 2.7 TDI	CANA, BPP	11/04 → 08/11
A6 III 2.7 TDI quattro	BPP, ASB	03/05 → 08/11
A6 III 3.0 TDI quattro	ASB, CLAB	05/04 → 08/11
A6 IV 2.8 FSI	CHVA	11/10 → 04/15
A6 IV 2.8 FSI quattro	CVPA	09/14 →
A6 IV 3.0 TDI	CLAB, CDUC	11/10 →
A6 IV 3.0 TDI quattro	CDUC, CGWB	03/11 →
A6 IV 3.0 TFSI quattro	CGWB, CGWD	11/10 →
A7 SPORTBACK 2.5 FSI	CLXB	05/12 →
A7 SPORTBACK 2.8 FSI quattro	CNYA, CLAB	10/10 → 05/18
A7 SPORTBACK 2.8 TFSI	CVPA	09/14 →
A7 SPORTBACK 3.0 TDI	CLAB, CDUC	11/10 → 05/18
A7 SPORTBACK 3.0 TDI quattro	CDUC, CHMA	10/10 → 05/18
A7 SPORTBACK 3.0 TFSI quattro	CHMA, CPAA	10/10 → 05/18
A7 SPORTBACK S7 quattro	CTGE	07/14 → 05/18
A7 3.0 TDi	CLAA	12/10 → 03/15
A7 3.0 TFSI	CGWD, CNYA	11/11 → 03/15
A8 III 2.5 TFSI	CPAA, CDTA	07/12 →
A8 III 3.0 TDI	CLAB	09/11 →
A8 III 3.0 TDI quattro	CDTA, CGWA	07/10 →
A8 III 3.0 TFSI quattro	CGWA, CDSB	06/10 →

AUDI

A8 III 4.2 TDI quattro	CDSB, CCWA	11/09 →
Q5 I 3.0 TDI	CTBC	06/12 →
Q5 I 3.0 TDI quattro	CCWA, CGQB	11/08 →
Q5 I SQ5 TDI quattro	CGQB, CTUD	12/12 →
Q5 I SQ5 TFSI quattro	CTUD, CASA	05/13 →
Q7 I 3.0 TDi	CATA	06/09 → 05/12
Q7 I 3.0 TDI quattro	CASA, CCFA	11/07 → 08/15
Q7 I 4.2 TDI quattro	CCFA, M05.9E	05/09 → 08/15

PORSCHE

CAYENNE II 3.0 Diesel	M05.9E, M06.EC	06/10 →
CAYENNE II 3.0 S E-Hybrid	M06.EC, MCU.DB	06/10 →
CAYENNE II 4.2 S Diesel	MCU.DB, MCD.UJ	10/12 →
MACAN 3.0 S [ExtraEU]	MCD.UJ	02/14 →
MACAN 3.0 S Diesel	MCD.UJ, MCR.C	02/14 →
PANAMERA 3.0 D	MCR.C, MCG.EA	08/11 → 10/16
PANAMERA 3.0 S E-Hybrid	MCG.EA, CJGD	03/11 → 10/16

VW

PHAETON 3.0 V6 TDI 4motion	CEXB	11/13 → 03/16
TOUAREG I 3.0 TDi/TDi BlueMotion	CJGD, CASA	05/11 → 03/18
TOUAREG I 3.0 V6 TDI	CATA	11/04 → 05/10
TOUAREG II 3.0 TFSI	CYJA	01/15 →
TOUAREG II 3.0 V6 TDI	CASA, CPTA	01/10 → 03/18
TOUAREG II 3.0 V6 TSI	CJTA	08/10 → 03/18
TOUAREG II 4.2 V8 TDI	CKDA	01/10 → 03/18

7.0192



1

ENGINE OIL PRESSURE WARNING LIGHT SWITCHES

Adatt./Suitable:

AUDI

04E 919 081 A
06E 919 081 F
06H 919 081
06H 919 081 A
06K 919 081

PORSCHE

958 919 081 10

SEAT

04E 919 081 A
06H 919 081 A
06K 919 081

SKODA

04E 919 081 A
06H 919 081 A
06K 919 081

VW

04E 919 081 A
06E 919 081 F
06H 919 081
06H 919 081 A
06K 919 081

ITEM NOW AVAILABLE FROM PRODUCTION





- ARTICOLO ORA DISPONIBILE PER LA VENDITA
- ARTICLE DISPONIBLE EN PRODUCTION COURANTE
- JETZ ZUM VERKAUF VERFÜGBARER ARTIKEL
- ARTICULO AHORA DISPONIBLE EN PRODUCCION

1075 Has the same colour as the original part : Violet

- corrisponde al pezzo originale colorato : violetto
- Correspond à la pièce originale dans sa couleur : violet
- Entspricht dem Originalteil in Farbe : violett
- corresponde al color de la pieza original : violeta

MARKET DIFFUSION: MEDIUM



				Bar
24	M 10 x 1			2.5

AUDI

A1 1.4 TFSI	CPTA, AXX	04/12 →
A1 1.4 TSI	CZEA	11/14 → 10/18
A1 1.8 TFSI	DAJB	02/15 → 10/18
A1 S1 quattro	CWZA	03/14 → 10/18
A3 III 1.4 TFSI	CMBA, CUKB	04/12 →
A3 III 1.4 TFSI e-tron	CUKB, CJSA	05/14 →
A3 III 1.4 TFSI g-tron	CPWA	11/13 →
A3 III 1.4 TSI	CZEA	05/14 →
A3 III 1.8 TFSI	CJSA, CHHB	04/12 →
A3 III 1.8 TFSI quattro	CJSB	08/12 →
A3 III 2.0 quattro	CNTC	11/13 →
A3 III 2.0 TFSI	CHHB, CNTC	01/13 →
A3 III 2.0 TFSI quattro	CNTC, CJXB	05/14 →
A3 III S3 quattro	CJXB, CABA	11/12 →
A3 II 1.8 TFSI	CDAA	04/08 → 05/13
A3 II 2.0 TFSI	CCZA	09/04 → 05/13
A3 II 2.0 TFSI quattro	AXX, CMBA	09/04 → 08/12
A3 II SPORTBACK 2.0 TFSI	CCZA	09/04 → 03/13

AUDI

A3 II SPORTBACK 2.0 TFSI quattro	CCZA	09/04 → 03/13
A3 II SPORTBACK RS3 quattro	CEPA	01/11 → 12/12
A4 IV 1.8 TFSI	CABA, CDHB	11/07 → 12/15
A4 IV 1.8 TFSI quattro	CDHB, CAEA	09/08 → 12/15
A4 IV 2.0 TFSI	CAEA, CAEB	06/08 → 12/15
A4 IV 2.0 TFSI flexible fuel	CFKA	11/09 → 12/15
A4 IV 2.0 TFSI flexible fuel quattro	CFKA	11/09 → 12/15
A4 IV 2.0 TFSI quattro	CAEB, CDNC	06/08 → 12/15
A4 IV S4 quattro	CREC	11/08 → 12/15
A4 IV ALLROAD 2.0 TFSI quattro	CDNC, CABD	04/09 → 05/16
A4 V 1.4 TFSI	CVNA	08/15 →
A5 I 1.8 TFSI	CABD, CAEA	10/07 → 01/17
A5 I 2.0 TDI quattro	CAHA	09/09 → 03/12
A5 I 2.0 TFSI	CAEA, CAEB	06/08 → 01/17
A5 I 2.0 TFSI quattro	CAEB, CAEB	06/08 →
A5 II 1.4 TFSI	CVNA	11/16 →
A6 IV 1.8 TFSI	CYGA	09/14 →
A6 IV 2.0 TFSI	CAEB, CAEB	03/11 →
A6 IV 2.0 TFSI hybrid	CHJA	11/11 →
A6 IV 2.0 TFSI quattro	CAEB, CYNB	05/12 →
A6 IV 3.0 TFSI	CREH	09/14 →
A7 SPORTBACK 2.0 TFSI	CYPA	09/14 → 05/18
A7 SPORTBACK 2.0 TFSI quattro	CYNB, CREC	05/15 → 05/18
A7 SPORTBACK 3.0 TFSI	CREH	05/14 →
A8 III 2.0 TFSI hybrid	CHJA	02/12 →
A8 III 2.0 TFSI quattro	CYPA	09/16 →
A8 III 3.0 TFSI quattro	CREC, CHZJ	06/10 →
Q2 1.0 TFSI	CHZJ, CHPB	10/16 →
Q2 1.4 TSI	CZEA	06/16 →
Q2 2.0 TFSI quattro	CZPB	05/17 →
Q3 1.4 TFSI	CZDB	07/16 →
Q3 1.4 TSI	CHPB, CCZC	10/13 →
Q3 2.0 TFSI	CULB	05/15 →
Q3 2.0 TFSI quattro	CCZC, C TSA	06/11 →
Q3 RS 2.5 quattro	C TSA, CAEB	05/13 →
Q5 I 2.0 TFSI hybrid quattro	CHJA	06/11 →
Q5 I 2.0 TFSI quattro	CAEB, CCZA	11/08 →
Q5 I 2.0 TFSI quattro [CHN]	CADA	09/09 →
A3 2.0 TFSI [ExtraEU]	CYFB	05/14 → 08/16
TT II 1.8 TFSI	CDAA	06/08 → 06/14
TT II 2.0 TFSI	CESA	05/10 → 06/14
TT II 2.0 TFSI quattro	CCZA, CEPA	06/08 → 06/14
TT II 2.5 RS quattro	CEPA, CISA	07/09 → 06/14
TT III 1.8 TFSI	CJSA, CHHC	08/15 →
TT III 2.0 TFSI	CHHC	07/14 →
TT III 2.0 TFSI quattro	CHHC, CJXF	07/14 →
TT III 2.0 TTS quattro	CJXF, MCY.NA	11/14 →
TT 2.0 TFSI [ExtraEU]	CYFB	07/15 →

PORSCHE

MACAN 2.0	MCY.NA, CCZA	07/14 →
SEAT		
ALHAMBRA III 1.4 TSI	CZDA	05/15 →
ALHAMBRA III 1.8 TSI	CDAA	11/12 →
ALHAMBRA III 2.0 TSI	CCZA, CDHA	11/10 →
ALTEA 1.8 TFSI	CDAA	01/07 →
ALTEA 2.0 TFSI	CZB	05/09 →
ALTEA XL 1.8 TFSI	CDAA	01/07 →
ALTEA XL 2.0 TFSI 4x4	CZB	05/09 →
ATECA 1.4 TSI	CZEA	06/16 →
ATECA 1.4 TSI 4Drive	CZEA	06/16 →
EXEO 1.8 TFSI	CDHA, CCSA	05/10 →
EXEO 2.0 TFSI	CDND	05/10 →
IBIZA IV 1.8 TSI Cupra	DAJA	11/15 →
LEON II 1.6 MultiFuel	CCSA, CFHC	11/10 → 12/12
LEON II 2.0 TDI	CFJA	05/06 → 12/12
LEON II 2.0 TDI 16V	CFHC, CHPA	07/05 → 12/12
LEON III 1.4 TGI	CPWA	02/13 →
LEON III 1.4 TSI	CHPA, CISA	09/12 →
LEON III 1.8 TFSI	CJSA	02/13 →
LEON III 1.8 TSI	CJSA	02/13 →
LEON III 1.8 TSI 4Drive	CJSA, CJXA	11/14 →
LEON III 2.0 Cupra	CJXA, CZDA	10/13 →
LEON III 2.0 Cupra 4Drive	CJXC	11/16 →
LEON III 2.0 Cupra R	CJXG	11/17 →
LEON ST 1.4 TSI	CZDA, CJXA	05/14 →
LEON ST 1.8 TFSI	CJSA	10/13 →
LEON ST 2.0 Cupra	CJXA, CZCA	10/13 →
LEON ST 2.0 Cupra 4Drive	CJXC	11/16 →
TOLEDO III 1.8 TFSI	CDAA	01/07 → 05/09
SKODA		
KODIAQ 1.4 TSI	CZCA, CZDA	10/16 →
KODIAQ 1.4 TSI 4x4	CZDA, BZB	10/16 →
KODIAQ 2.0 TSI 4x4	CZPA	10/16 →
OCTAVIA II 1.8 [CHN]	CEAA	03/10 →

SKODA			
OCTAVIA II 1.8 TSI	BZB, CDA	06/07	⇒ 06/13
OCTAVIA II 1.8 TSI 4x4	CDA, CHPA	11/08	⇒ 02/13
OCTAVIA II 2.0 [CHN]	CGMA	07/10	⇒
OCTAVIA II 2.0 4x4	CCZA	11/08	⇒
OCTAVIA II 2.0 RS	CCZA	10/05	⇒ 02/13
OCTAVIA III 1.4 [CHN]	CSSA	02/14	⇒
OCTAVIA III 1.4 TSI	CHPA, CJA	11/12	⇒
OCTAVIA III 1.4 TSI G-TEC	CPWA	11/13	⇒
OCTAVIA III 1.8 TSI	CJA, CJA	11/12	⇒
OCTAVIA III 1.8 TSI 4x4	CJA, CDA	11/12	⇒
OCTAVIA III 2.0 TSI RS	CHHB	11/12	⇒
SUPERB II 1.8 [CHN]	CEAA	04/09	⇒
SUPERB II 1.8 TSI	CDA, CDA	03/08	⇒ 05/15
SUPERB II 1.8 TSI 4x4	CDA, CZCA	11/08	⇒ 05/15
SUPERB II 2.0 [CHN]	CGMA	04/09	⇒
SUPERB II 2.0 TSI	CCZA	05/10	⇒ 05/15
SUPERB III 1.4 TSI	CZCA, CZDA	03/15	⇒
SUPERB III 1.4 TSI 4x4	CZDA, CJA	03/15	⇒
SUPERB III 1.8 TSI	CJA, CZCA	03/15	⇒
SUPERB III 2.0 TSI	CHHB	03/15	⇒
SUPERB III 2.0 TSI 4x4	CJXA	03/15	⇒
YETI 1.4 TSI	CZCA	05/15	⇒ 12/17
YETI 1.4 TSI 4x4	CZDA	05/15	⇒ 12/17
YETI 1.8	CDAB	02/11	⇒
YETI 1.8 TFSi	CDAB	11/09	⇒
YETI 1.8 TSI 4x4	CDA	05/09	⇒ 12/17

VW			
ARTEON 2.0 TSI	CZPB	05/17	⇒
ARTEON 2.0 TSI 4motion	DJHC	04/17	⇒
BEETLE 1.4 TSI	CZDA	12/14	⇒
BEETLE 2.0 TSI	CCZA, CBTA	04/11	⇒
BEETLE 2.5	CBTA, CDA	04/11	⇒
CADDY III 1.4 TGI CNG	CPWA	06/15	⇒
CADDY III 1.4 TSI	CZCB	05/15	⇒
CC 1.4 TSI	CZDA	05/15	⇒ 12/16
CC 1.8 TSI	CDA, CZCA	11/11	⇒ 12/16
CC 2.0 TSI	CCZB	11/11	⇒ 12/16
EOS 2.0 TFSi	CCZA	03/06	⇒ 08/15
EOS 2.0 TSI	CCZB	11/09	⇒ 08/15
GOLF VI 1.4 TSI	CZCA, CHPA	11/13	⇒
GOLF VI 1.4 TSI BlueMotion	CHPA, CCZA	08/12	⇒
GOLF VI 1.8 TSI	CDA	06/09	⇒ 01/11
GOLF VI 2.0 GTi	CCZA, CHPA	02/09	⇒
GOLF VI 2.0 TFSi Gti	CCZB	05/11	⇒
GOLF VI 2.0 TSI	CCZA	07/09	⇒ 07/13
GOLF VII 1.4 GTE Hybrid	CUKB	05/14	⇒
GOLF VII 1.4 TGI CNG	CPWA	06/13	⇒
GOLF VII 1.8 TSI	CHPA, CPVA	08/12	⇒
GOLF VII 1.4 TSI MultiFuel	CPVA, CHHA	04/13	⇒
GOLF VII 1.8 TSI 4motion	CJSB	12/14	⇒
GOLF VII 2.0 GTI	CHHA, CJXB	04/13	⇒
GOLF VII 2.0 GTI Clubsport	CJXE	02/16	⇒
GOLF VII 2.0 GTI Clubsport S	CJXG	09/16	⇒
GOLF VII 2.0 R 4motion	CJXB, CZCA	11/13	⇒
GOLF VII 2.0 TFSi	CYFB	11/13	⇒
JETTA V 2.0 TFSi	CCZA	10/05	⇒ 10/10
JETTA V 2.5	CCCA	07/08	⇒ 10/10
JETTA VI 1.4 TSI	CZCA, CNLA	08/14	⇒
JETTA VI 1.4 TSI Hybrid	CNLA, CBTA	04/11	⇒
JETTA VI 2.0 -/TFSi	CCZA	10/10	⇒ 07/14
JETTA VI 2.5	CBTA, CCZA	04/10	⇒
PASSAT V 1.8 TSI	CDA, CBTA	08/10	⇒ 12/14
PASSAT V 2.0 TSI	CCZB	11/10	⇒ 12/14
PASSAT V 2.0 TSI 4motion	CCZB	01/12	⇒ 12/14
PASSAT V 2.5 SRE	CBTA, CZCA	01/11	⇒
PASSAT VI 1.4 GTE Hybrid	CUKC	06/15	⇒
PASSAT VI 1.4 TSI	CZCA, CJA	11/14	⇒
PASSAT VI 1.4 TSI 4motion	CZEA	02/15	⇒
PASSAT VI 1.8 TSI	CJA, CHHB	02/15	⇒
PASSAT VI 2.0 TSI	CHHB, CPPTA	02/15	⇒
PASSAT VI 2.0 TSI 4motion	CHHB	05/15	⇒
PASSAT CC 1.8 TSI	CDA	06/08	⇒ 01/12
PASSAT CC 2.0 TSI	CCZA, CDA	06/08	⇒ 01/12
PASSAT CASSONE / FURGO-NATO / PROMISCUO 2.0 TFSi	CCZB	11/10	⇒ 12/14
PASSAT 1.8 TFSi	CDA	08/10	⇒ 12/14
POLO III 1.4 TSI	CZCA	05/16	⇒
POLO V 1.4 TSI	CPTA, DAJA	10/12	⇒
POLO V 1.4 TSI [RUS]	CZCA	05/14	⇒
POLO V 1.8 GTI	DAJA, CZCA	11/14	⇒
POLO VI 2.0 GTI	CZPC	11/17	⇒
T-ROC 2.0 TSI 4motion	CZPB	07/17	⇒
SCIROCCO III 1.4 TSI	CZCA, CCZB	11/13	⇒
SCIROCCO III 2.0 TFSi	CCZB	11/09	⇒ 05/14
SCIROCCO III 2.0 TSI	CCZB, CZCA	11/09	⇒ 11/17
SHARAN II 1.4 TSI	CZDA	05/15	⇒
SHARAN II 1.8 TSI	CDA	11/11	⇒
SHARAN II 2.0 TSI	CCZA, CZDA	12/10	⇒

VW			
TERAMONT 2.0 TSI	CXDA	12/17	⇒
TIGUAN I 1.4 TSI	CZDA, CCZA	05/15	⇒
TIGUAN I 1.8 [CHN]	CEAA	12/09	⇒
TIGUAN I 2.0 [CHN]	CGMA	12/09	⇒
TIGUAN I 2.0 TFSi 4motion	CCZA, CCZB	09/07	⇒
TIGUAN I 2.0 TSI 4motion	CCZB, CZCA	05/11	⇒
TIGUAN II 1.4 TSI	CZCA, CZDA	01/16	⇒
TIGUAN II 1.4 TSI 4motion	CZDA, CHHB	05/16	⇒
TIGUAN II 2.0 TSI 4motion	CHHB, D3DA	01/16	⇒
TOURAN II 1.4 TSI	CZDA	05/15	⇒
TOURAN II 1.8 TSI	CJA	11/15	⇒

7.0195  **1**

ENGINE OIL PRESSURE WARNING LIGHT SWITCHES

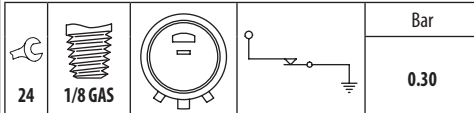
Adatt./Suitable:

HYUNDAI
94750-37000
94750-37100

KIA
94750 37000
94750 37100

- ITEM NOW AVAILABLE FROM PRODUCTION**
- ARTICOLO ORA DISPONIBILE PER LA VENDITA
 - ARTICLE DISPONIBLE EN PRODUCTION COURANTE
 - JETZT ZUM VERKAUF VERFÜGBARER ARTIKEL
 - ARTICULO AHORA DISPONIBLE EN PRODUCCION

MARKET DIFFUSION: HIGH



HYUNDAI			
ACCENT II 1.5 CRDi	D3DA, G4FC	01/02	⇒ 11/05
ACCENT III 1.5 CRDi GLS	D4FA	11/05	⇒ 11/10
ACCENT IV 1.4	G4FA	11/10	⇒
ACCENT IV 1.6	G4FC, D4FB	11/10	⇒
ACCENT IV 1.6 CRDi	D4FB, G4AE	11/10	⇒
ATOS 1.0 i	G4AE, G4HD	03/01	⇒ 07/03
ATOS 1.1	G4HD, G4HD	06/03	⇒ 12/10
ATOS PRIME 1.0 i	G4HC-E	03/01	⇒ 07/03
ATOS PRIME 1.1	G4HD, G6BA	08/03	⇒ 12/08
AZERA [USA] 2.4	--	09/10	⇒
AZERA [USA] 3.0	--	09/10	⇒
AZERA 3.0 MPI [ExtraEU]	G6DE	03/11	⇒
AZERA 3.3	G6DB	02/07	⇒ 12/11
COUPE II 2.7 V6	G6BA, G4FG	01/01	⇒ 08/09
CRETA 1.6	G4FG	01/16	⇒
CRETA 1.6 4WD	G4FG	08/16	⇒
CRETA 2.0	G4NA	01/16	⇒
CRETA 2.0 4WD	G4NA	01/16	⇒
ELANTRA 1.8 CVVT [ExtraEU]	G4NB	01/11	⇒ 12/16
ELANTRA 2.0 MPI [ExtraEU]	G4NH	02/16	⇒
ELANTRA III 2.0 CRDi	D4EA	04/01	⇒ 07/06
ELANTRA IV 1.6 CRDi	D4FB	02/06	⇒
ELANTRA IV 1.6 CVVT	G4FC	06/06	⇒ 06/11
ELANTRA V 1.6	G4FG, --	06/11	⇒
ELANTRA V 1.6 CRDi	D4FB	02/11	⇒ 12/15
ELANTRA V 1.8	G4NB-B	09/10	⇒
ELANTRA V 2.0	G4NA	10/15	⇒
EQUUS 5.0 GDi [ExtraEU]	G8BE	08/14	⇒
EQUUS / CENTENNIAL II 3.8	--, G6AA	03/09	⇒
EQUUS / CENTENNIAL II 3.8 GDi	G6DJ	03/09	⇒
EQUUS / CENTENNIAL II 4.6 V8	G6AA, G4KF	03/09	⇒
EQUUS / CENTENNIAL II 5.0 GDi	G8BE	03/09	⇒
GENESIS 2.0	G4KF	01/13	⇒
GENESIS 2.0 CVVT	G4KF, G4KF	06/08	⇒ 02/14
GENESIS 2.0 T	G4KF, G6DA	01/08	⇒ 12/14
GENESIS 2.0 Tci	--	01/11	⇒
GENESIS 3.8	G6DA	09/09	⇒
GENESIS 3.8 V6	G6DA, G4HD	01/08	⇒
GETZ 1.1	G4HD, D3EA	09/02	⇒ 06/09

HYUNDAI			
GETZ 1.5 CRDi	D3EA, D4FA	03/03	⇒ 06/09
GETZ 1.5 CRDi GLS	D4FA, D4EB	07/04	⇒ 06/09
GRANDEUR 2.2 CRDi	D4EB, G4KC	06/06	⇒ 12/11
GRANDEUR 2.4	G4KC, G6DE	07/11	⇒
GRANDEUR 2.4 16V	G4KC	01/11	⇒
GRANDEUR 2.7	G6BA	05/06	⇒ 10/10
GRANDEUR 3.0	G6DE, G6DB	07/11	⇒
GRANDEUR 3.3	G6DB, D4BE	04/05	⇒ 12/11
GRAND SANTA FE 2.2 CRDi	D4HB	06/13	⇒
GRAND SANTA FE 2.2 CRDi Trazione integrale	D4HB	10/15	⇒
GRAND SANTA FE 3.0 GDi	G6DG	07/13	⇒
GRAND SANTA FE 3.3	G6DF	01/14	⇒
GRAND SANTA FE 3.3 Trazione integrale	G6DF	02/14	⇒
H-1 1.2.4	G4JS	11/01	⇒ 04/04
H-1 1.2.4 [ExtraEU]	G4JS	11/01	⇒ 08/07
H-1 1.2.4 CVT	G4KC	01/10	⇒
H-1 1.2.5 CRDi	D4BE, D4BH	07/01	⇒
H-1 1.2.5 CRDi 4WD	D4CB	12/02	⇒ 04/04
H-1 1.2.5 CRDi 4x4	D4CB	12/02	⇒
H-1 1.2.5 D	D4BH	06/00	⇒ 10/06
H-1 1.2.5 Tci	D4BH	05/04	⇒ 12/07
H-1 1.2.5 TD	D4BH, D4BH	03/00	⇒ 08/07
H-1 1.2.5 TD 4WD	D4BH, --	03/01	⇒ 04/04
H-1 II 2.4	--, D4CB	02/08	⇒
H-1 II 2.4 i	G4KC	02/08	⇒
H-1 II 2.5 CRDi	D4CB, 4D56T	02/08	⇒
H100 2.5 CRDi	D4CB	01/04	⇒
H100 2.5 Tci	--	01/04	⇒
H100 2.5 TD	4D56T, D4CB	07/93	⇒
H100 2.5 TDCi	D4BH	08/03	⇒ 10/06
H100 2.5 TDCi	D4BF	06/98	⇒ 10/03
H100 2.6 TD	T2	11/06	⇒
H200 2.4	G4CS	09/00	⇒ 10/06
H200 2.5 TDCi	D4BH	06/00	⇒ 10/05
H300 2.5 CRDi	D4CB, D4FC	09/07	⇒
H350 2.5 CRDi	D4CB	04/15	⇒
I10 I 1.1 CRDi	D3FA	01/08	⇒ 12/11
I20 I 1.1 CRDi	D3FA	03/12	⇒
I20 I 1.4	G4FA	09/08	⇒ 12/15
I20 I 1.4 CRDi	D4FC, D4FB	08/08	⇒ 12/15
I20 I 1.4 CVVT LPG	G4FA	12/08	⇒ 12/12
I20 I 1.6	G4FC	09/08	⇒ 12/12
I20 I 1.6 CRDi	D4FB, G4FA	09/08	⇒ 12/12
I20 II 1.1 CRDi	D3FA	11/14	⇒
I20 II 1.4 CRDi	D4FC	11/14	⇒
I30 I 1.4	G4FA, G4FA	10/07	⇒ 06/12
I30 I 1.4 CVVT LPG	G4FA, G4FC	01/09	⇒ 06/12
I30 I 1.4 LPG	G4FA	01/13	⇒
I30 I 1.6	G4FC, D4FB	10/07	⇒ 06/12
I30 I 1.6 CRDi	D4FB, G4FC	10/07	⇒
I30 I 1.6 CRDi VGT	D4FB	10/07	⇒ 11/11
I30 I 1.6 CVVT	G4FC, G4FD	01/12	⇒
I30 I 1.6 CVVT [ExtraEU]	G4FC	06/14	⇒
I30 I 1.6 GDi	G4FD, D4EA	07/14	⇒
I30 I 2.0 CRDi	D4EA, G4FA	10/07	⇒ 06/12
I30 II 1.4	G4FA, G4FC	12/11	⇒
I30 II 1.4 CRDi	D4FC	12/11	⇒
I30 II 1.6	G4FC, D4FB	12/11	⇒
I30 II 1.6 CRDi	D4FB, D4FD	11/11	⇒
I30 II 1.6 GDi	G4FD	12/11	⇒
I30 II 1.6 MPI	G4FC	11/16	⇒
I30 II 1.6 T-GDi	G4FJ	01/15	⇒
I30 III 1.6 CRDi	D4FB	11/16	⇒
I30 III 2.0 N	G4KH	07/17	⇒
I40 1.6 GDi	G4FD	07/11	⇒
I40 1.7 CRDi	D4FD, G4NA	07/11	⇒
I40 2.0	G4NC	03/12	⇒
I40 2.0 CVVT	G4NA	10/12	⇒
I40 2.0 GDi	G4NA, D4FC	07/11	⇒
IX20 1.4	G4FA	11/10	⇒
IX20 1.4 CRDi	D4FC, G4KD	11/10	⇒
IX20 1.4 CVVT	G4FA	11/10	⇒
IX20 1.4 LPG ECONEXT	G4FA	11/10	⇒
IX20 1.6	G4FC	11/10	⇒
IX20 1.6 CRDi	D4FB	06/11	⇒
IX20 1.6 LPG ECONEXT	G4FC	03/15	⇒
IX35 1.6 GDi	G4FD	09/10	⇒ 12/15
IX35 1.7 CRDi	D4FD	09/10	⇒ 12/15
IX35 2.0	G4KD, G4KD	01/10	⇒
IX35 2.0 4WD	G4KD, D4HA	01/10	⇒
IX35 2.0 AWD	G4NA	11/13	⇒
IX35 2.0 CRDi	D4HA, G4NA	01/10	⇒
IX35 2.0 CRDi 4WD	D4HA	01/10	⇒
IX35 2.0 CRDi VGT	D4HA	08/09	⇒ 12/15
IX35 2.0 CVVT	G4KD	08/09	⇒
IX35 2.0 CVVT AWD	G4KD	08/09	⇒

HYUNDAI			HYUNDAI			KIA		
IX35 2.0 GDi	G4NA, G4NA	08/13 →	TUCSON 1.6 T-GDi	G4FJ	06/15 →	FORTE III 1.6	--	07/12 →
IX35 2.0 GDi 4WD	G4NA, D6EA	08/13 →	TUCSON 1.6 T-GDi Trazione integrale	G4FJ	06/15 →	FORTE III 1.8	--	07/12 →
IX35 2.4 4WD	G4KC	09/12 → 12/13	TUCSON 2.0	G4NA	05/15 →	FORTE III 2.0	--	07/12 →
IX35 2.4 DCVVT-I 4WD	G4KE	07/10 → 12/13	TUCSON 2.0 CRDi	D4EA, D4EA	08/04 →	K-SERIES 2.5 TdCi	D4BH, G4JP	10/03 →
IX35 2.4 GDi 4WD	G4KJ	01/13 →	TUCSON 2.0 CRDi Trazione integrale	D4EA, G6BA	08/04 →	K-SERIES 2.9 CRDi	J3	08/07 →
IX55 3.0 V6 CRDi 4WD	D6EA, G6DA	09/08 → 12/12	TUCSON 2.0 CVVT [ExtraEU]	G4NA	06/15 →	K2500 2.5 CRDi	D4CB	01/10 →
IX55 3.8 V6	G6DA	01/11 →	TUCSON 2.0 Hybrid	D4HA	10/18 →	K2700 2.7 D	--	07/04 →
IX55 3.8 V6 4WD	G6DA, 4D56(12V)	01/07 →	TUCSON 2.7 Trazione integrale	G6BA, D4EA	08/04 →	K2900 2.9 D	J3	01/08 →
KONA 1.6 T-GDi	G4FJ	07/17 →	VELOSTER 1.6	G4FG	06/11 →	MAGENTIS I 2.7 V6	G6BA	04/04 →
KONA 1.6 T-GDi 4WD	G4FJ	06/17 →	VELOSTER 1.6 GDi	G4FD	02/11 →	MAGENTIS II 2.0	G4JP, D4EA	11/05 →
LANTRA II 2.0 CRDi	D4EA	04/01 →	VELOSTER 1.6 GDi [ExtraEU]	G4FD	01/11 →	MAGENTIS II 2.0 CRDi	D4EA, G6BA	11/05 →
LAVITA 1.5 CRDi	--	01/07 →	VELOSTER 1.6 MPI	G4FC	04/11 →	MAGENTIS II 2.7 V6	G6EA	07/09 →
LIBERO 2.5 TCI	4D56(12V), D3EA	07/00 →	VELOSTER 1.6 T-GDi	G4FJ	10/12 →	MOHAVE 3.0 D	--	09/08 →
MATRIX 1.5 CRDi	D3EA, D4EA	10/01 → 08/10	VERACRUZ 3.0 CRDi [ExtraEU]	D6EA	11/08 → 11/12	MOHAVE 3.8	--	12/08 →
MATRIX 1.5 CRDi VGT	D4FA	08/05 → 08/10	VERACRUZ 3.8 [ExtraEU]	G6DA	01/08 → 11/12	MOHAVE 4.6	--	09/08 →
MATRIX 1.5 CRDi VGT [TUR]	D4FA	04/08 →	VERNA I 1.5 CRDi	D3EA	01/02 →	OPIRUS 3.8 V6	G6DA	10/06 →
NF 2.0 CVVT	G4BPE	05/05 → 12/10	VERNA II 1.5 CRDi GLS XG 250	--	11/05 →	OPTIMA II 2.0	G4KA	05/08 →
PORTER I 2.5 TD	D4BH	07/94 → 04/04		G6AV	12/98 → 12/05	OPTIMA II 2.0 CRDi	D4EA	09/06 →
PORTER I 2.6 TD	D4BB	07/94 → 04/04				OPTIMA II 2.7	G6EA	09/07 →
PORTER II 2.5 CRDi	D4CB	05/04 →				OPTIMA III 1.6 T-GDi	G4FJ	09/18 →
PORTER II 2.5 TCI	D4BH	05/04 →				OPTIMA III 1.7 CRDi	D4FD, --	03/12 →
SANTA FE I 2.0 CRDi 4x4	D4EA, G6BA	04/01 → 03/06				OPTIMA III 2.0	--, --	03/10 →
SANTA FE I 2.0 CRDi Trazione integrale	D4EA	11/03 → 02/06				OPTIMA III 2.0 CVVL	G4KD	03/12 →
SANTA FE I 2.2 CRDi	D4EB	10/05 → 03/06				OPTIMA III 2.0 CVVT	G4KD	01/11 → 12/15
SANTA FE I 2.4 16V	G4JS-G	02/01 → 03/06				OPTIMA III 2.0 CVVT Hybrid	--, --	03/12 →
SANTA FE I 2.4 16V 4x4	G4JS-G	02/01 → 03/06				OPTIMA III 2.4	--, G4NA	03/10 →
SANTA FE I 2.7	G6EA	10/05 → 03/06				OPTIMA III 2.4 Hybrid	--	09/11 →
SANTA FE I 2.7 4x4	G6BA, D4EB	09/02 → 03/06				OPTIMA IV 1.6 T-GDi	G4FJ	01/18 →
SANTA FE I 2.7 V6 4x4	G6BA	02/01 → 03/06				OPTIMA IV 2.0	G4ND	09/15 →
SANTA FE II 2.0 CRDi	D4HA	12/10 → 12/12				OPTIMA IV 2.0 CVVL	G4NA, --	09/15 →
SANTA FE II 2.0 CRDi 4x4	D4HA	12/10 → 12/12				OPTIMA IV 2.0 GDi Hybrid	G4NG	09/16 →
SANTA FE II 2.2 CRDi	D4EB, D4EB	03/06 →				OPTIMA IV 2.0 T-GDi	G4KH	09/15 →
SANTA FE II 2.2 CRDi 4x4	D4EB, G6BA	10/05 → 12/12				OPTIMA IV 2.0 T-GDi GT	G4KH	01/18 →
SANTA FE II 2.2 CRDi GLS	D4EB	03/06 → 12/09				OPTIMA IV 2.4 GDi	G4KJ	09/15 →
SANTA FE II 2.2 CRDi GLS 4x4	D4EB	03/06 → 12/09				PICANTO I 1.0	--, --	04/04 →
SANTA FE II 2.4	G4KE	11/10 → 12/12				PICANTO I 1.0 D	--	09/05 →
SANTA FE II 2.4 4x4	G4KE	07/10 → 12/12				PICANTO I 1.1	--, G4FA	04/04 →
SANTA FE II 2.4 CVVT [ExtraEU]	G4KE	06/15 →				PICANTO I 1.1 CRDi	D3FA	11/05 →
SANTA FE II 2.7	G6BA	03/06 → 12/12				PREGIO 2.5 D	D4BH	08/95 → 09/04
SANTA FE II 2.7 4x4	G6BA, D4HA	03/06 → 12/12				PREGIO 2.5 TCI D	D4BH	09/02 →
SANTA FE II 2.7 V6 GLS	G6EA	03/06 → 12/09				PRO CEE'D I 1.4	G4FA	02/08 → 09/12
SANTA FE II 2.7 V6 GLS 4x4	G6EA	03/06 → 12/09				PRO CEE'D I 1.4 CRDi	D4FC	05/15 →
SANTA FE II 3.3	G6DB	07/07 → 11/08				PRO CEE'D I 1.4 CVVT	G4FA, D4FB	02/08 →
SANTA FE II 3.3 Dynamic 4x4	G6DB	03/06 → 12/12				PRO CEE'D I 1.6	G4FC	02/08 → 09/12
SANTA FE II 3.5	--	01/10 →				PRO CEE'D I 1.6 CRDi	D4FB	10/12 →
SANTA FE II 3.5 CVVT [ExtraEU]	G6DC	01/09 → 05/13				PRO CEE'D I 1.6 CRDi 115	D4FB	02/08 → 09/12
SANTA FE III 2.0 CRDi	D4HA, D4HB	09/12 →				PRO CEE'D I 1.6 CRDi 128	D4FB	10/10 → 09/12
SANTA FE III 2.0 CRDi 4WD	D4HA	09/12 →				PRO CEE'D I 1.6 CRDi 90	D4FB, D4EA	02/08 → 09/12
SANTA FE III 2.2 CRDi	D4HB, D4HB	09/12 →				PRO CEE'D I 1.6 CVVT	G4FC	01/08 → 02/13
SANTA FE III 2.2 CRDi 4WD	D4HB, G4JP	09/12 →				PRO CEE'D I 1.6 GDi	G4FD	04/15 →
SANTA FE III 2.4	G4KJ	09/12 → 12/15				PRO CEE'D I 2.0 CRDi 140	D4EA, D4FA	02/08 → 09/12
SANTA FE III 2.4 4WD	G4KJ	09/12 → 12/15				PRO CEE'D II 1.4 CRDi 90	D4FC	03/13 →
SANTA FE III 2.4 CCVT	G4KE	09/12 →				PRO CEE'D II 1.4 CVVT	G4FA	03/13 →
SANTA FE III 2.4 CCVT AWD	G4KE	09/12 →				PRO CEE'D II 1.4 MPI	G4LC	07/13 →
SANTA FE III 2.4 GDi	G4KJ	05/15 →				PRO CEE'D II 1.6 CRDi 110	D4FB	03/13 →
SANTA FE III 2.4 GDi 4WD	G4KJ	05/15 →				PRO CEE'D II 1.6 CRDi 128	D4FB	03/13 →
SANTA FE IV 2.4 GDi AWD	G4KJ	07/18 →				PRO CEE'D II 1.6 CRDi 136	D4FB	07/15 →
SANTRO 1.1	G4HD	01/03 →				PRO CEE'D II 1.6 CVVT	G4FC	03/13 →
SATELLITE 2.5 TDCi	D4BH	03/01 → 10/05				PRO CEE'D II 1.6 GDi	G4FD	03/13 →
SB 11 1.4	--	01/11 →				PRO CEE'D II 1.6 GT	G4FJ	06/13 →
SB 11 1.6	--	01/11 →				QUORIS 3.8 [ExtraEU]	G6DK	05/12 →
SB 11 1.6 CRDi	--	01/11 →				RIO II 1.5 CRDi	G8BE	05/15 →
SOLARIS 1.4 16V	--	01/11 →				RIO III 1.1 CRDi	D4FA, G4FA	03/05 →
SOLARIS 1.6	G4FG	01/17 →				RIO III 1.4 CRDi	D3FA	09/11 →
SOLARIS 1.6 16V	--	01/11 →				RIO III 1.4 CRDi	D4FC	09/11 →
SONATA IV 2.0 16V	G4JP, D4EA	10/01 → 11/04				RIO III 1.4 CVVT	G4FA, D4CB	06/11 →
SONATA V 2.0 [RUS]	--	01/05 → 04/06				RIO III 1.6 CVVT	G4FC	06/12 →
SONATA V 2.0 CRDi	D4EA, G4KA	02/06 → 12/10				RIO IV 1.6	G4FG	07/17 →
SONATA V 2.0 GLSi	G4KD	07/08 → 12/10				SEDONA 3.5 [CAN] [USA]	--	04/01 →
SONATA V 2.0 i [RUS]	--	04/06 → 12/10				SORENTO I 2.2 CRDi	D4HB	11/09 → 12/15
SONATA V 2.0 VVTi GLS	G4KA, G4KC	05/05 → 12/10				SORENTO I 2.4 CVVT BiFuel	G4KE	04/10 → 12/15
SONATA V 2.4	G4KC, G6DB	01/05 → 12/10				SORENTO I 2.5 CRDi	D4CB, D4HA	08/02 →
SONATA V 3.3	G6DB, G4KD	01/05 → 12/10				SORENTO I 2.5 CRDi [ExtraEU]	D4CB	09/06 → 12/11
SONATA VI 2.0	G4KD, G4KD	01/09 → 12/15				SORENTO I 3.3 V6	--	12/06 →
SONATA VI 2.0 i	G4KD, G4KC	01/11 → 06/14				SORENTO I 3.3 V6 4WD	G6DB	02/07 →
SONATA VI 2.4	G4KC, G6BA	01/09 → 12/15				SORENTO II 2.0 CRDi	D4HA, D4HA	11/09 →
SONATA VI 2.4 GDi	--	03/14 →				SORENTO II 2.0 CRDi 4WD	D4HA, G4KE	11/09 →
SONICA 3.3 CVVT	G6DB	03/09 → 12/10				SORENTO II 2.2 CRDi	D4HB	11/09 →
STAREX 2.5 CRDi	D4CB	09/07 →				SORENTO II 2.2 CRDi 4WD	D4HB	11/09 →
TERRACAN 2.5 D	D4BH	06/01 → 10/03				SORENTO II 2.4 CVVT	G4KE, G4KE	11/09 →
TERRACAN 2.5 TD	D4BH	12/01 → 12/06				SORENTO II 2.4 CVVT 4WD	G4KE, G6DC	11/09 →
TERRACAN 2.9 CRDi 4WD	J3	11/03 → 12/06				SORENTO II 2.4 GDi	G4KJ	10/12 →
TERRACAN 3.5 i V6 4WD	G6CU	12/01 → 12/06				SORENTO II 2.4 GDi 4WD	G4KJ	10/12 →
TRAJET 2.7 V6	G6BA, D4EA	09/00 → 07/08				SORENTO II 3.3 GDi	--	10/12 →
TUCSON 1.6 GDi	G4FD	06/15 →				SORENTO II 3.5	G6DC, G6DC	11/09 →
						SORENTO II 3.5 4WD	G6DC, D4HB	11/09 →
						SORENTO III 2.0 CRDi 4WD	D4HA	07/15 →

KIA			
SORENTO III 2.2 CRDi	D4HB	01/15	→
SORENTO III 2.2 CRDi 4WD	D4HB, G4FC	01/15	→
SORENTO III 2.4	G4KE	01/15	→
SORENTO III 2.4 4WD	G4KE	01/15	→
SORENTO III 2.4 GDI	G4KJ	01/15	→
SORENTO III 2.4 GDI 4WD	G4KJ	01/15	→
SOUL 1.6 CVT BiFuel	G4FC	06/11	→ 12/14
SOUL 1.6 LPG	G4FG	12/14	→
SOUL 1.6 MPi [ExtraEU]	G4FC, G4FC	02/14	→
SOUL I 1.6	G4FC	09/09	→ 12/14
SOUL I 1.6 CRDi 115	D4FB	02/09	→
SOUL I 1.6 CRDi 128	D4FB	02/09	→
SOUL I 1.6 CVT	G4FC, G4FC	02/09	→
SOUL I 1.6 Flex	--	01/11	→
SOUL I 1.6 GDI	G4FD	06/11	→
SOUL I 1.6 LPG	G4FC	02/09	→ 12/14
SOUL I 2.0	G4KD	02/09	→
SOUL II 1.6 CVT	G4FC, D4HA	02/14	→
SOUL II 1.6 GDI	G4FD	02/14	→
SOUL II 1.6 TGD	G4FJ	11/16	→
SOUL II 2.0 CVT	G4NA	02/14	→
SOUL II 2.0 MPi	--	02/14	→
SPORTAGE I 1.6 GDI LPG	G4FD	01/14	→ 12/15
SPORTAGE I 2.0 CRDi	D4HA, G4NA	08/12	→
SPORTAGE I 2.0 CRDi Eco-Dynamics+	D4HA	06/18	→
SPORTAGE I 2.0 CVT	G4NA, D4EA	01/14	→
SPORTAGE I 2.4 GDI [ExtraEU]	G4KJ	01/16	→
SPORTAGE II 2.0 CRDi	D4EA, D4EA	02/05	→
SPORTAGE II 2.0 CRDi 4WD	D4EA, D4FD	09/04	→
SPORTAGE II 2.7 V6 4WD	G6BA	09/04	→
SPORTAGE III 1.6 GDI	G4FD	02/11	→
SPORTAGE III 1.7 CRDi	D4FD, D4HA	12/10	→
SPORTAGE III 2.0 CRDi	D4HA, D4HA	07/10	→
SPORTAGE III 2.0 CRDi AWD	D4HA, G4KD	07/10	→
SPORTAGE III 2.0 CVT	G4KD, G4KD	06/10	→
SPORTAGE III 2.0 CVT AWD	G4KD, G4FD	06/10	→
SPORTAGE III 2.0 flex	--	07/10	→
SPORTAGE III 2.0 GDI	G4NC	02/14	→
SPORTAGE III 2.0 GDI AWD	G4NC	02/14	→
SPORTAGE III 2.4 i 4WD	G4KE	08/10	→
SPORTAGE IV 1.6 GDI	G4FD, G4KL	09/15	→
SPORTAGE IV 1.6 GDI AWD	G4FJ	09/15	→
SPORTAGE IV 2.0	G4NA	12/15	→
SPORTAGE IV 2.0 AWD	G4NA	12/15	→
SPORTAGE IV 2.0 CRDi	D4HA	09/15	→
SPORTAGE IV 2.0 CRDi AWD	D4HA	09/15	→
STINGER 2.0T-GDI	G4KL, D4FC	06/17	→
VENGA 1.4 CRDi	D4FC, G4FA	02/10	→
VENGA 1.4 CRDi 75	D4FC	02/10	→
VENGA 1.4 CRDi 90	D4FC	02/10	→
VENGA 1.4 CVT	G4FA, G4FC	02/10	→
VENGA 1.4 LPG	G4FA	02/10	→
VENGA 1.6 CRDi 115	D4FB	02/10	→
VENGA 1.6 CRDi 128	D4FB	02/10	→
VENGA 1.6 CVT	G4FC, CAVG	02/10	→

7.0196



1

ENGINE OIL PRESSURE WARNING LIGHT SWITCHES

Adatt./Suitable:

AUDI

03C 919 081

BENTLEY

03C 919 081

SEAT

03C 919 081

SKODA

03C 919 081

VW

03C 919 081

- NEW - ITEM NOW AVAILABLE FROM PRODUCTION

• NUOVO - ARTICOLO ORA DISPONIBILE PER LA VENDITA

• NOUVEAU - ARTICLE DISPONIBLE EN PRODUCTION COURANTE

• NEU - JETZT ZUM VERKAUF VERFÜGBARER ARTIKEL

• NUEVO - ARTICULO AHORA DISPONIBLE EN PRODUCCION

MARKET DIFFUSION: HIGH



P028				Bar
24	M 10 x 1			0.50

AUDI

A1 1.2 TFSI	CBZA	05/10	→ 04/15
A1 1.4 TFSi	CAVG, CAYB	05/10	→ 04/15
A1 1.6 TDi	CAYB, CAXC	05/10	→ 04/15
A3 II 1.2 TFSI	CBZB	03/10	→ 05/13
A3 II 1.2 TSI	CBZB	04/10	→ 08/12
A3 II 1.4 TFSI	CAXC, CAYB	09/07	→ 05/13
A3 II 1.6 TDI	CAYB, BKD	05/09	→ 08/12
A3 II 2.0 TDI 16v	BKD, CAXC	05/03	→ 08/12
A3 II 2.0 TDI quattro	CFGB	03/06	→ 08/12
A3 II SPORTBACK 1.2 TSI	CBZB	04/10	→ 03/13
A3 II SPORTBACK 1.4 TFSI	CAXC, CAYB	09/07	→ 03/13
A3 II SPORTBACK 1.6 TDI	CAYB, CFFB	05/09	→ 03/13
A3 II SPORTBACK 2.0 TDI 16V	CFFB, CGLC	09/04	→ 03/13
A4 IV 2.0 TDI	CGLC, CGLC	11/07	→ 12/15
A4 IV 2.0 TDI quattro	CGLC, CGLC	04/08	→ 12/15
A4 IV RS4 quattro	CPSA	05/12	→ 08/15
A4 IV ALLROAD 2.0 TDI quattro	CGLC, CAGA	04/09	→ 05/16
A5 I 2.0 TDI	CAGA, CGLC	08/08	→ 01/17
A5 I 2.0 TDI quattro	CGLC	12/11	→ 01/17
A5 I RS5 quattro	CPSA	11/12	→ 08/15
A6 IV 2.0 TDi	CGLC, CRDB	02/11	→
A6 IV RS6 performance quattro	CWUC	11/15	→
A6 IV RS6 quattro	CRDB, CRDB	01/13	→
A6 IV S6 quattro	CEUC	02/12	→
A7 SPORTBACK RS7 performance quattro	CWUC	11/15	→ 04/18
A7 SPORTBACK RS7 quattro	CRDB, CGTA	10/13	→ 04/18
A7 SPORTBACK S7 quattro	CEUC	02/12	→ 03/15
A8 III 4.0 TFSI quattro	CEUA	03/12	→
A8 III S8 quattro	CGTA, CFFA	04/12	→
Q3 2.0 TDI	CFFA, CFFB	09/11	→
Q3 2.0 TDI quattro	CFFB, CJCA	06/11	→
Q5 I 2.0 TDI	CJCA, CGLA	11/10	→
Q5 I 2.0 TDI quattro	CGLA, CMMC	11/08	→
A5 4.2 FSi	CPSA	03/10	→ 01/17

BENTLEY

CONTINENTAL 4.0	CMMC, CMMD	09/11	→
CONTINENTAL 4.0 FLEX	CMMD, CMMC	12/13	→
CONTINENTAL 4.0 FLEX AWD	CMMC, CMMC	04/12	→
CONTINENTAL 4.0 FlexFuel [ExtraEU]	CMMC	04/12	→
CONTINENTAL 4.0 GT	CMMC, CAVA	04/12	→

SEAT

ALHAMBRA III 1.4 TSI	CAVA, BXW	06/10	→
ALTEA 1.2 TSI	CBZB	04/10	→
ALTEA 1.4 TFSi	CAXC	05/10	→ 04/11
ALTEA 1.4 TSI	CAXC	11/07	→
ALTEA XL 1.2 TSI	CBZB	04/10	→
ALTEA XL 1.4 TSI	CAXC	11/07	→
IBIZA IV 1.2	CGPB	07/09	→
IBIZA IV 1.2 LPG	BZG	03/08	→
IBIZA IV 1.2 TSI	CBZB	09/10	→
IBIZA IV 1.4	BXW, CAVF	03/08	→

SEAT

IBIZA IV 1.4 LPG	BXW	03/08	→ 05/11
IBIZA IV 1.4 TSI	CAVF, CAVF	06/09	→
IBIZA IV 1.4 TSI Cupra	CAVE, CBZA	06/09	→
IBIZA IV 1.6	BTS	05/08	→
IBIZA IV 1.6 LPG	CNKA	05/11	→
IBIZA IV 1.6 TDI	CAYB	05/09	→
LEON II 1.2 TSI	CBZB	02/10	→ 12/12
TOLEDO IV 1.2 TSI	CBZA, CBZA	07/12	→
TOLEDO IV 1.4 TSI	CAXA	07/12	→
TOLEDO IV 1.6	CFNA	07/13	→

SKODA

FABIA II 1.2 TSI	CBZA, CAVF	03/10	→ 12/14
FABIA II 1.4 TSI RS	CAVE, BTS	05/10	→ 12/14
FABIA II 1.6	BTS, CBZA	04/07	→ 12/14
OCTAVIA II 1.2 TSI	CBZB	02/10	→ 06/13
RAPID 1.2 LPG	CBZA	07/12	→
RAPID 1.2 TSI	CBZA, CBZA	07/12	→
RAPID 1.4 TSI	CAXA	07/12	→
RAPID 1.6	CFNA	07/12	→
ROOMSTER 1.2 TSI	CBZA, BTS	03/10	→ 05/15
ROOMSTER 1.6	BTS, CAVD	09/06	→ 05/15
SUPERB II 1.4 TSI	CAXC	07/08	→ 05/15
YETI 1.2 TSI	CBZB	09/09	→ 05/15
YETI 1.4 TSI	CAXA	06/10	→ 05/15

VW

BEEBLE 1.2 TSI	CBZB	07/11	→
BEEBLE 1.4 TSI	CAVD, CBZA	10/11	→
CADDY III 1.2 TSI	CBZA, CKMA	09/10	→ 05/15
CC 1.4 TSI	CKMA, CBZA	11/11	→ 12/16
CC 1.4 TSI MultiFuel	CKMA	11/11	→ 12/16
GOLF V 1.2 TSI	CBZA, CBZA	11/09	→ 12/13
GOLF VI 1.2 TSI	CBZA, CAVD	11/08	→
GOLF VI 1.2 TSI/TSI Blue-Motion	CBZB	05/09	→ 11/12
GOLF VI 1.4 TSI	CAVD, CAVA	10/08	→
JETTA VI 1.2 TSI	CBZB	10/10	→
JETTA VI 1.4 TSI	CAVA, CFNA	04/11	→
JETTA VI 1.6	CFNA, CAXA	12/11	→
PASSAT V 1.4 TSI	CAXA, CAVF	08/10	→ 12/14
PASSAT V 1.4 TSI EcoFuel	CDGA	08/10	→ 12/14
PASSAT V 1.4 TSI MultiFuel	CKMA	11/10	→ 12/14
PASSAT CC 1.4 TSI MultiFuel	CKMA	01/11	→ 01/12
PASSAT 1.4 TSI BlueMotion	CAXA	08/10	→ 12/14
POLO III 1.4 GTi	CAVE	05/10	→ 05/14
POLO V 1.4 GTI	CAVE, CFNA	05/10	→
POLO V 1.6	CFNA, CAVA	01/10	→
POLO V 1.6 BiFuel	CNKA	01/11	→
SHARAN II 1.4 TSI	CAVA, CAVD	05/10	→
TIGUAN I 1.4 TSI	CAVD, CAVD	05/08	→
TIGUAN I 1.4 TSI 4motion	CAVD, CAVB	09/07	→
TOUAREG I 4.2 FSi	CGNA	01/11	→ 03/18
TOURAN I 1.2 TSI	CBZB	05/10	→ 05/15
TOURAN I 1.4 FSi	CAVB	11/06	→ 05/10
TOURAN I 1.4 TSI	CAVB, CDUC	02/06	→ 05/15
TOURAN I 1.4 TSI EcoFuel	CDGA	05/10	→ 05/15

7.0197



1

ENGINE OIL PRESSURE WARNING LIGHT SWITCHES

Adatt./Suitable:

AUDI
059 919 081 E
059 919 081 H

PORSCHE
958 606 081 60

SEAT
059 919 081 E
059 919 081 H

VW
059 919 081 E
059 919 081 H

NEW - ITEM NOW AVAILABLE FROM PRODUCTION

- NUOVO - ARTICOLO ORA DISPONIBILE PER LA VENDITA
- NOUVEAU - ARTICLE DISPONIBLE EN PRODUCTION COURANTE
- NEU - JETZT ZUM VERKAUF VERFÜGBARER ARTIKEL
- NUEVO - ARTICULO AHORA DISPONIBLE EN PRODUCCION

MARKET DIFFUSION: MEDIUM



				Bar
24	M 10 x 1			0,9

AUDI		
A4 I 2.0 TDI	CLAB	11/11 → 12/15
A4 IV 3.0 TDI quattro	CDUC, CDUC	11/11 → 12/15
A4 IV ALLROAD 3.0 TDI quattro	CDUC, CDUC	01/12 → 05/16
A5 I 2.0 TDI quattro	CGLC	01/12 → 05/15
A5 I 3.0 TDI	CLAB	10/11 → 01/17
A5 I 3.0 TDI quattro	CDUC, CNHA	10/11 → 01/17
A6 IV 2.0 TDI	CNHA, CLAB	11/13 →
A6 IV 3.0 TDI	CLAB, CDUC	11/10 →
A6 IV 3.0 TDI quattro	CDUC, CLAB	03/11 →
A7 SPORTBACK 3.0 TDI	CLAB, CDUC	11/10 → 05/18
A7 SPORTBACK 3.0 TDI quattro	CDUC, CDTA	10/10 → 05/18
A7 3.0 TDI	CLAA	12/10 → 03/15
A8 III 3.0 TDI	CLAB	09/11 →
A8 III 3.0 TDI quattro	CDTA, CNHC	07/10 →
Q5 I 2.0 TDI quattro	CNHC, CDUD	11/08 →
Q5 I 3.0 TDI	CTBC	06/12 →
Q5 I 3.0 TDI quattro	CDUD, CGQB	11/08 →
Q5 I SQ5 TDI quattro	CGQB, CASA	12/12 →
Q7 I 3.0 TDI quattro	CASA, MCN.RB	11/07 → 08/15

PORSCHE		
CAYENNE II 3.0 Diesel	MCN.RB, MCD.UJ	06/10 →
MACAN 3.0 S [ExtraEU]	MCD.UJ	02/14 →
MACAN 3.0 S Diesel	MCD.UJ, MCR.C	02/14 →
PANAMERA 3.0 D	MCR.C, AZJ	08/11 → 10/16

SEAT		
EXEO 2.0 TFSI	BWE	03/09 →

VW		
JETTA V 1.9 TDI	BRM	01/05 →
JETTA V 2.0 TDI 16V	CBEA	08/05 → 10/10
JETTA V 2.5	BGQ	01/05 →
NEW BEETLE 2.0	AZJ, CJGD	01/98 → 09/10
TOUAREG I 3.0 TDI/TDI BlueMotion	CJGD, CASA	05/11 → 03/18
TOUAREG II 3.0 V6 TDI	CASA, 9HF(DV6DTE)	01/10 → 03/18

7.0199



3

ENGINE OIL PRESSURE WARNING LIGHT SWITCHES

Adatt./Suitable:

CITROËN
1131 K9
96 703 635 80

PEUGEOT
1131 K9

NEW - ITEM NOW AVAILABLE FROM PRODUCTION

- NUOVO - ARTICOLO ORA DISPONIBILE PER LA VENDITA
- NOUVEAU - ARTICLE DISPONIBLE EN PRODUCTION COURANTE
- NEU - JETZT ZUM VERKAUF VERFÜGBARER ARTIKEL
- NUEVO - ARTICULO AHORA DISPONIBLE EN PRODUCCION

MARKET DIFFUSION: MEDIUM



				Bar
21	M 16 x 1,5			0.60

CITROËN		
BERLINGO II 1.6 HDi 90	9HF(DV6DTE), 9HR(DV6C)	07/10 →
BERLINGO II 1.6 HDi 90 4x4	9HF(DV6DTE)	02/12 →
C3 II 1.6 HDi	9HP(DV6DTE)	11/09 →
C3 II 1.6 HDi 110	9HR(DV6C), 9HD(DV6C)	11/09 →
C3 II 1.6 HDi 115	9HD(DV6C), 9HR(DV6C)	09/12 →
C3 PICASSO 1.6 HDi 110	9HR(DV6C), 9HP(DV6DTE)	05/10 →
C3 PICASSO 1.6 HDi 115	9HD(DV6C)	01/13 →
C3 PICASSO 1.6 HDi 90	9HP(DV6DTE), 9HL(DV6C)	07/10 →
C4 II 1.6 HDi	DV6C, 9HR(DV6C)	11/09 →
C4 II 1.6 HDi 110	9HR(DV6C), 9HD(DV6C)	11/09 →
C4 II 1.6 HDi 115	9HD(DV6C), 9HP(DV6DTE)	07/12 →
C4 II 1.6 HDi 90	9HP(DV6DTE), 9HL(DV6C)	11/09 →
C4 GRAND PICASSO I 1.6 HDi 110	9HL(DV6C), DV6C	09/10 →
C4 PICASSO I 1.6 HDi 110	9HL(DV6C), 9HL(DV6C)	09/10 →
C5 II 1.6 HDi 110	9HL(DV6C), 9HL(DV6C)	07/10 →
C5 II 1.6 HDi 115	9HL(DV6C), 9HR(DV6C)	01/12 →
DS3 1.6 HDi 110	9HR(DV6C), 9HD(DV6C)	11/09 → 07/15
DS3 1.6 HDi 115	9HD(DV6C), 9HP(DV6DTE)	08/12 → 07/15
DS3 1.6 HDi 90	9HP(DV6DTE), 9HR(DV6C)	11/09 → 07/15
DS4 1.6 HDi 110	9HR(DV6C), 9HD(DV6C)	04/11 → 07/15
DS4 1.6 HDi 115	9HD(DV6C), 9HP(DV6DTE)	08/12 → 07/15
DS4 1.6 HDi 90	9HP(DV6DTE), 9HR(DV6C)	05/11 → 07/15
DS5 1.6 HDi 110	9HR(DV6C), 9HP(DV6DTE)	11/11 → 07/15
DS5 1.6 HDi 115	DV6C	06/12 → 07/15

PEUGEOT		
207 1.6 HDi	9HP(DV6DTE), 9HR(DV6C)	08/09 →
207 1.6 HDi 110	9HR(DV6C), 9HR(DV6C)	08/09 →
207 CC 1.6 HDi	9HR(DV6C), 9HP(DV6DTE)	08/09 →
208 1.6 HDi	9HP(DV6DTE), 9HR(DV6C)	03/12 →
308 I 1.6 HDi	9HR(DV6C), 9HD(DV6CTED)	06/09 →
508 I 1.6 HDi	9HD(DV6CTED), 9HP(DV6DTE)	11/10 →
3008 1.6 HDi	9HR(DV6C), 9HR(DV6C)	12/09 → 08/16
5008 1.6 HDi	9HD(DV6CTED), 9HD(DV6CTED)	08/10 →
PARTNER II 1.6 HDi	9HF(DV6DTE)	12/11 →
PARTNER II 1.6 HDi 90	9HP(DV6DTE), 9HP(DV6DTE)	04/10 →
PARTNER II TEPEE 1.6 HDi	9HF(DV6DTE)	03/13 →

7.0203



1

ENGINE OIL PRESSURE WARNING LIGHT SWITCHES

Adatt./Suitable:

CITROËN
96 746 938 80

DS
96 746 938 80

PEUGEOT
96 746 938 80

NEW - ITEM NOW AVAILABLE FROM PRODUCTION

- NUOVO - ARTICOLO ORA DISPONIBILE PER LA VENDITA
- NOUVEAU - ARTICLE DISPONIBLE EN PRODUCTION COURANTE
- NEU - JETZT ZUM VERKAUF VERFÜGBARER ARTIKEL
- NUEVO - ARTICULO AHORA DISPONIBLE EN PRODUCCION

MARKET DIFFUSION: MEDIUM



				Bar
21	M 16 x 1,5			0,50

CITROËN		
BERLINGO II 1.6 HDi 90	9HF(DV6DTE), 9HD(DV6C)	07/10 →
BERLINGO II 1.6 HDi 90 4x4	9HF(DV6DTE)	02/12 →
C3 II 1.4 HDi 70	8HR(DV4C)	11/09 →
C3 II 1.6 HDi	9HP(DV6DTE)	11/09 →
C3 II 1.6 HDi 110	9HR(DV6C)	11/09 →
C3 II 1.6 HDi 115	9HD(DV6C), 9HD(DV6C)	09/12 →
C3 PICASSO 1.6 HDi 110	9HR(DV6C)	05/10 →
C3 PICASSO 1.6 HDi 115	9HD(DV6C), 9HP(DV6DTE)	01/13 →
C3 PICASSO 1.6 HDi 90	9HP(DV6DTE)	07/10 →
C4 II 1.6 BlueHDi 115	DV6C	08/14 →
C4 II 1.6 HDi	DV6C	11/09 →
C4 II 1.6 HDi 110	9HR(DV6C), 9HD(DV6C)	11/09 →
C4 II 1.6 HDi 115	9HD(DV6C), 9HP(DV6DTE)	07/12 →
C4 CACTUS 1.6 HDi 90	9HP(DV6DTE), 9HC(DV6C)	09/14 →
C4 GRAND PICASSO II 1.6 HDi / BlueHDi 115	9HC(DV6C), 9HP(DV6DTE)	09/13 →
C4 GRAND PICASSO II 1.6 HDi 90	9HP(DV6DTE), 9HR(DV6C)	09/13 →
C4 PICASSO II 1.6 HDi / BlueHDi 115	DV6C	02/13 →
C4 PICASSO II 1.6 HDi 90	9HP(DV6DTE), 9HL(DV6C)	02/13 →
C5 II 1.6 HDi 110	9HL(DV6C), 9HL(DV6C)	07/10 →
C5 II 1.6 HDi 115	9HL(DV6C), 9HP(DV6DTE)	01/12 →
C-ELYSEE 1.6 HDi 92	9HP(DV6DTE), 8HR(DV4C)	11/12 →
DS3 1.4 HDi 70	8HR(DV4C), 9HR(DV6C)	04/10 → 07/15
DS3 1.6 HDi 110	9HR(DV6C), 9HD(DV6C)	11/09 → 07/15
DS3 1.6 HDi 115	9HD(DV6C), 9HP(DV6DTE)	08/12 → 07/15
DS3 1.6 HDi 90	9HP(DV6DTE), 9HR(DV6C)	11/09 → 07/15
DS4 1.6 HDi 110	9HR(DV6C), 9HD(DV6C)	04/11 → 07/15
DS4 1.6 HDi 115	9HD(DV6C), 9HP(DV6DTE)	08/12 → 07/15
DS5 1.6 HDi 110	9HR(DV6C)	11/11 → 07/15
DS5 1.6 HDi 115	DV6C	06/12 → 07/15

DS		
DS5 1.6 BlueHDi 115	DV6C	06/15 →

PEUGEOT		
207 1.6 HDi	9HP(DV6DTE), 9HR(DV6C)	08/09 →
207 1.6 HDi 110	9HR(DV6C), 9HR(DV6C)	08/09 →
207 CC 1.6 HDi	9HR(DV6C), 8HP(DV4C)	08/09 →
208 1.4 HDi	8HP(DV4C), 9HP(DV6DTE)	03/12 →
208 1.6 HDi	9HP(DV6DTE), 9HR(DV6C)	03/12 →
301 1.6 HDi 90	9HF(DV6DTE), 9HR(DV6C)	11/12 →
308 I 1.6 HDi	9HR(DV6C), 9HC(DV6C)	06/09 →
308 II 1.6 e-HDi 115	DV6C	03/15 →

PEUGEOT		
308 II 1.6 HDi / BlueHDi 115	9HC(DV6C), 9HD(DV6CTED)	09/13 →
508 I 1.6 HDi	9HD(DV6CTED), 9HF(DV6DTED)	11/10 →
2008 1.6 HDi	9HP(DV6DTED), 9HP(DV6DTED)	03/13 →
3008 1.6 HDi	9HR(DV6C), 9HF(DV6DTED)	12/09 →
3008 1.6 HDi 115 / BlueHDi 115	DV6C	02/13 →
5008 1.6 HDi	9HD(DV6CTED), 9HD(DV6CTED)	08/10 →
PARTNER II 1.6 HDi	9HF(DV6DTED), 9HP(DV6DTED)	12/11 →
PARTNER II 1.6 HDi / BlueHDi 75	DV6ETED	07/11 →
PARTNER II 1.6 HDi 90	9HP(DV6DTED), 9HF(DV6DTED)	04/10 →
PARTNER II TEPEE 1.6 HDi	9HF(DV6DTED), 9HP(DV6DTED)	03/13 →
PARTNER II TEPEE 1.6 HDi 90	9HP(DV6DTED), CRDB	04/10 →

7.0212



1

ENGINE OIL PRESSURE WARNING LIGHT SWITCHES

Adatt./Suitable:

AUDI
06K 919 081 B
BENTLEY
06K 919 081 B
VW
06K 919 081 B

NEW - ITEM NOW AVAILABLE FROM PRODUCTION

- NUOVO - ARTICOLO ORA DISPONIBILE PER LA VENDITA
- NOUVEAU - ARTICLE DISPONIBLE EN PRODUCTION COURANTE
- NEU - JETZT ZUM VERKAUF VERFÜGBARER ARTIKEL
- NUEVO - ARTICULO AHORA DISPONIBLE EN PRODUCCION



			Bar
24	M 10 x 1		3

AUDI

A6 IV RS6 performance quattro	CWUC	11/15 →
A6 IV RS6 quattro	CRDB, CEUC	01/13 →
A6 IV S6 quattro	CEUC, CRDB	02/12 →
A7 SPORTBACK RS7 performance quattro	CWUC	11/15 → 04/18
A7 SPORTBACK RS7 quattro	CRDB, CGTA	10/13 → 04/18
A8 III 4.0 TFSI	CTGF	11/15 →
A8 III 4.0 TFSI quattro	CTGA	10/13 →
A8 III S8 plus quattro	DDTA	11/15 →
A8 III S8 quattro	CGTA, CMMC	04/12 →

BENTLEY

CONTINENTAL 4.0	CMMC, CMMD	09/11 →
CONTINENTAL 4.0 FLEX	CMMD, CMMC	12/13 →
CONTINENTAL 4.0 FLEX AWD	CMMC, CMMC	04/12 →
CONTINENTAL 4.0 FlexFuel [ExtraEU]	CMMC	04/12 →
CONTINENTAL 4.0 GT	CMMC, CMMC	04/12 →
FLYING SPUR 4.0	CMMC, CMMC	03/13 →
FLYING SPUR 4.0 FLEX	CMMC, CPKA	03/13 →
FLYING SPUR V8 S 4.0	CYCA	05/16 →

VW

BEETLE 1.8 TSI	CPKA, CPLA	12/13 →
BEETLE 2.0 TSI	CPLA, CPKA	12/12 →
JETTA VI 1.8 TSI	CPKA, CPLA	07/14 →
JETTA VI 2.0 TSI	CPLA, CPKA	12/12 →
PASSAT V 1.8 TSI	CPKA, CJB	06/13 →

7.0219



1

ENGINE OIL PRESSURE WARNING LIGHT SWITCHES

Adatt./Suitable:

SEAT
03L 919 081
VW
03L 919 081

NEW - ITEM NOW AVAILABLE FROM PRODUCTION

- NUOVO - ARTICOLO ORA DISPONIBILE PER LA VENDITA
- NOUVEAU - ARTICLE DISPONIBLE EN PRODUCTION COURANTE
- NEU - JETZT ZUM VERKAUF VERFÜGBARER ARTIKEL
- NUEVO - ARTICULO AHORA DISPONIBLE EN PRODUCCION



			Bar
P028	24	M 10 x 1	0.20

SEAT

ALHAMBRA III 2.0 TSI	DEDA	05/15 →
VW		
GOLF VII 1.8 TSI 4motion	CJSB	12/14 →
GOLF VII 2.0 R 4motion	CJXB, DSC14.03	03/15 →
SHARAN II 2.0 TSI	DEDA	05/15 →

7.0632



04

ENGINE OIL PRESSURE WARNING LIGHT SWITCHES

Adatt./Suitable:

LAND ROVER
DRC2479

Eliminated on 25-05-2016. Please verify the availability through our local distributors

- Eliminato il 25-05-2016. Verificare la disponibilità presso i nostri distributori
- Éliminé le 25-05-2016. Vérifier la disponibilité auprès de nos distributeurs sur place
- Am 25-05-2016 gestrichen. Evtl. Verfügbarkeit bitte bei unseren Händlern prüfen
- Eliminado en fecha 25-05-2016. Verificar la disponibilidad a través de nuestros distribuidores locales



			Bar
19	1/2-20UNF	6.3	0-4

LAND ROVER

DEFENDER 3.5 V8 90, 110	--	08/90 → 12/98
-------------------------	----	---------------

7.0659



04

ENGINE OIL PRESSURE WARNING LIGHT SWITCHES

Adatt./Suitable:

SCANIA
373 811
374 338

Eliminated on 25-05-2016. Please verify the availability through our local distributors

- Eliminato il 25-05-2016. Verificare la disponibilità presso i nostri distributori
- Éliminé le 25-05-2016. Vérifier la disponibilité auprès de nos distributeurs sur place
- Am 25-05-2016 gestrichen. Evtl. Verfügbarkeit bitte bei unseren Händlern prüfen
- Eliminado en fecha 25-05-2016. Verificar la disponibilidad a través de nuestros distribuidores locales



			Bar
19	M 14 x 1,5		0-10 0.60

SCANIA

124 C 124 C/400	DSC12.01	09/96 →
124 G 124 G/400	DSC12.01	05/96 →
124 L 124 L/400	DSC12.01	09/96 →
143 E 143 E/450	DSC14.03, DSC14.03	01/90 → 12/96
143 H 143 H/450	DSC14.03, DSC14.03	05/88 → 12/96
143 M 143 M/450	DSC14.03, DSC12.01	05/88 → 12/96
T 124 CT 124 C/400	DSC12.01	05/96 →
T 124 GT 124 G/400	DSC12.01	03/97 →
T 124 LT 124 L/400	DSC12.01, DSC14.03	05/96 →
T 143 ET 143 E/450	DSC14.03, DSC14.03	01/90 → 12/96
T 143 HT 143 H/450	DSC14.03, DSC14.10	01/90 → 12/96



BRAKE/CLUTCH PEDAL SWITCHES

-INTERRUTTORI PEDALI FRENO/FRIZIONE ·CONTACTEURS DE FEUX STOP
 -BREMS-/ KUPPLUNGSPEDALSCHALTER ·INTERRUPTORES PEDAL DE FRENO/EMBRAGUE

(A) P/Nrs. - NOTES

- CODICI - NOTE
- RÉFS. - NOTES
- ARTIKEL-NR. - ANMERKUNGEN
- CODIGOS - NOTAS

(B) PICTURE + TECHNICAL INFO

- FOTO + INFORMAZIONE TECNICA
- ILLUSTRATION + INFORMATION TECHNIQUE
- BILD + TECHNISCHE INFO
- FOTO + INFORMACIÓN TÉCNICA

(C) APPLICATION LIST

- GUIDA APPLICAZIONI
- LISTE D'APPLICATIONS
- ANWENDUNGSTABELLE
- LISTA DE APLICACIONES

7.1337 3

BRAKE/CLUTCH PEDAL SWITCHES

Adatt./Suitab **2**

AUDI
6C0 927 810
6C0 927 810 A

SEAT
6C0 927 810 A

SKODA
6C0 927 810
6C0 927 810 A

VW
6C0 927 810
6C0 927 810 A

NEW - AVAILABLE FROM:
 ·NUOVO - DISPONIBILE DA:
 ·NOUVEAU - DISPONIBLE EN:
 ·NEU - VERFUEGBAR AB:
 ·NUEVO - DISPONIBLE EN:
18/Q2

MARKET DIFFUSION: MEDIUM

2

3

4

5
Hall Effect

AUDI		
A1 1.0 TFSI	CHZB, CHZE	03/15 ⇨
A1 1.4 TDI	CUSB	11/14 ⇨
A1 1.4 TFSI	CZCA, CZDD	11/14 ⇨
A1 1.4 TSI	CZEA	11/14 ⇨
A1 1.6 TDI	CXMA	11/14 ⇨

(A)

- 1 # FACET**
- 2 OEM P/NRS.**
·CODICI ORIGINALI
·RÉFS. D'ORIGINE
·ORIGINALTEILE-Nr.
·CODIGOS ORIGINALES
- 3 PACKAGING SIZE**
·FORMATO CONFEZIONE
·FORMAT DU CONDITIONNEMENT
·ABPACKENSGROSSE
·TAMAÑO DEL ENVASE
- 4 PRODUCT AVAILABILITY DATE**
·DATA DI DISPONIBILITÀ DEL PRODOTTO
·DISPONIBILITÉ DU PRODUIT
·PRODUKTVERFUEGBARKEITSDATUM
·DISPONIBILIDAD ARTÍCULO
- 5 NOTE**
·NOTE
·NOTES
·BERMERKUNGEN
·NOTAS

(B)

1 PICTURE
·FOTO
·PHOTO
·BILD
·FOTO

2 WRENCH
·CHIAVE
·CLÉ
·SCHLÜSSELWEITE
·LLAVE

3 THREAD
·FILETTATURA
·FILET
·GEWINDE
·ROSCA

	Cylindrical ·Cilindrica ·Cylindrique ·Zylindrisch ·Cilindrico
	Conical ·Conica ·Conique ·Konisch ·Conico

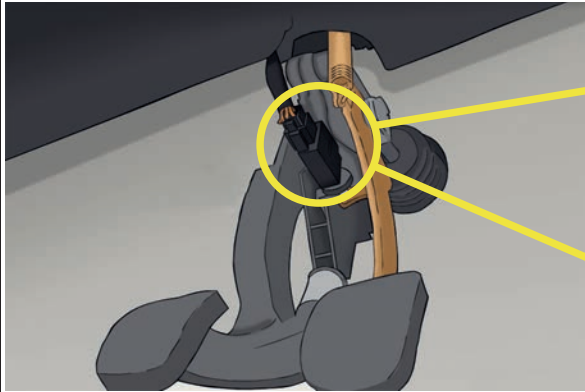
4 TYPE OF CONNECTION
·TIPO DI CONNESSIONE
·TYPE DE CONNEXION
·ANSCHLUSSART
·TIPO DE ENCHUFE

5 CIRCUIT
·CIRCUITO
·CIRCUIT
·STROHMKREIS
·CIRCUITO


	Normally closed ·Normalmente chiuso ·Normalement fermé ·Normal geschlossen ·Normalmente cerrado		Normally open ·Normalmente aperto ·Normalement ouvert ·Normal offen ·Normalmente abierto
Combined circuits ·Circuiti combinati ·Circuits combinés ·Kombinierte Kreise ·Circuitos combinados			



7.1 XXX BRAKE / CLUTCH PEDAL SWITCHES



Rendering: by kind concession of yourmechanic.com



The pedal switches are mounted on the pedal inside the car, through a threaded or plugged connection. The electrical circuit in which switches are inserted is opened/closed by operating the pedal.

The pedal switches can be classified in different types, depending on the function of the circuit in which they are inserted:

- **Switches with power circuit (electromechanical):** they control the powering on of the brake light. They are mounted only on the brake pedal and generally their circuit is normally closed (N / C). Some of these switches are driven by liquids as they're mounted in the hydraulic circuits.
- **Switches with signal circuit (electronic):** they are mounted on the brake pedal or clutch depending on the function implemented on the control unit to which the switch is connected:
 - Check Control - control system of components operation
 - Cruise Control - electronic system for automatic adjustment of the speed of a car.
 - Cut-Off - System for deactivating the fuel injectors during engine braking at medium / high rpm.
 - BAS (Brake Assist System) - A system to increase the braking force in the event of emergency braking (pedal down quickly).
 - ETS (Electronic Traction Control) - A system for driving assistance in winter condition that reduces engine power and applies the brakes if the wheels slip.
 - ABS (Antilock Braking System) - Safety system that prevents the wheels from locking during braking of the vehicle.
 - ESP (Electronic Stability Program) - A system for controlling the stability of the car, acting in dangerous situations, adjusting engine output and braking of individual wheels possibly with different intensities.
- **Combined switches:** this type integrates in a single body several electromechanical, power and electric switches.

The main **causes of failure** of the product are:

- thermal stress
- mechanical stress
- deformation caused by overheating
- cable break
- short circuit

Signs of malfunctions:

- Brake lights stay on
- Brake lights do not work
- In cars with a push-button start system, a faulty brake light switch can cause the vehicle not to start

Pedal switches are designed and assembled to withstand the critical installation conditions inside the engine compartment. In particular, the following requirements shall be met:

- *operating temperature:*
 - not continuous from -40°C to +85°C
 - continuous from -30°C to +65°C

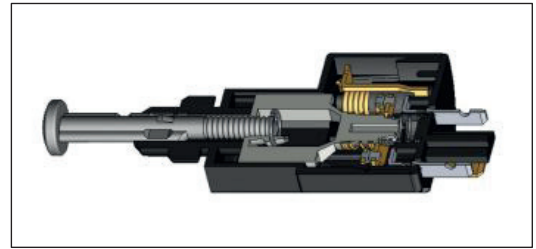
The pedal Switches undergo **qualification and endurance tests** to determine if the product is suitable for construction and sale:

- voltage overload resistance
- mechanical resistance
- fast temperature cycling test
- vibration resistance
- resistance to impacts
- electro-magnetic immunity

When these tests have been passed and after the approval to manufacture has been given, the product, in the assembly process, is strictly checked through a series of cycles which include a **100% testing**.

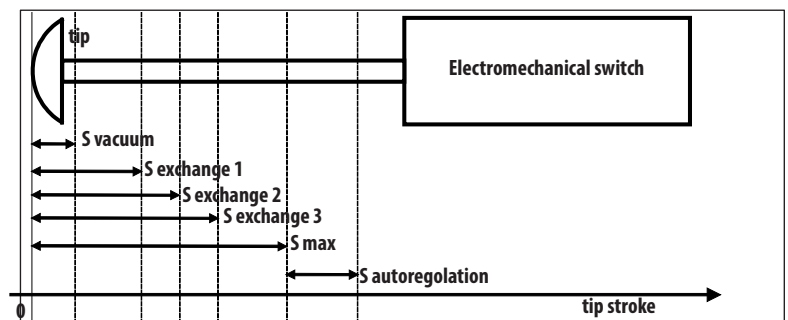
Structural components and operating principles

The pedal switches can be either electromechanical or electronic.
The closing system of the contact may be sliding or front. The variation of the state of the circuit (circuits) from normally closed (N/C) to normally open (N/O) or vice versa, takes place operating a tip.



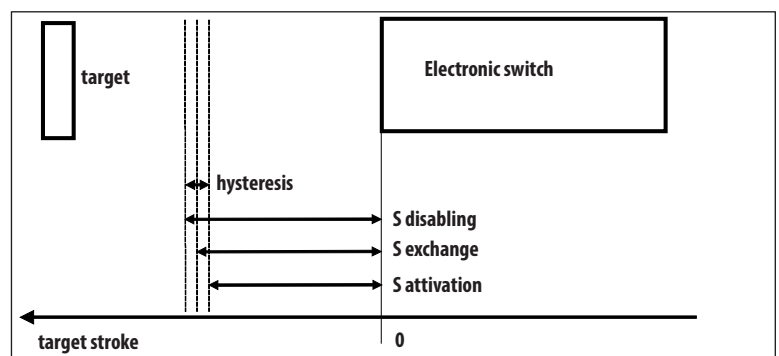
• Electromechanical Switches:

In **electromechanical** switches, when the foot pedal has not been pressed, the switch tip is pressed, when the pedal is pressed the tip is at rest.



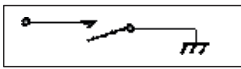
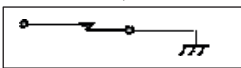
• Electronic Switches:

In the electronic switches, when the foot pedal is not pressed, an Hall Effect sensor detects the presence of a target integrated with the pedal.



• **circuit N/O normally open:** normally open with pedal pressed, they close when the pedal is open. The switches with normally open circuit and sliding closing circuit system are equipped with a permanent sliding **tip** and are fixed to the pedal through a threaded connection.

• **circuit N/C normally closed:** normally closed with pedal operated, close to the pedal closed.

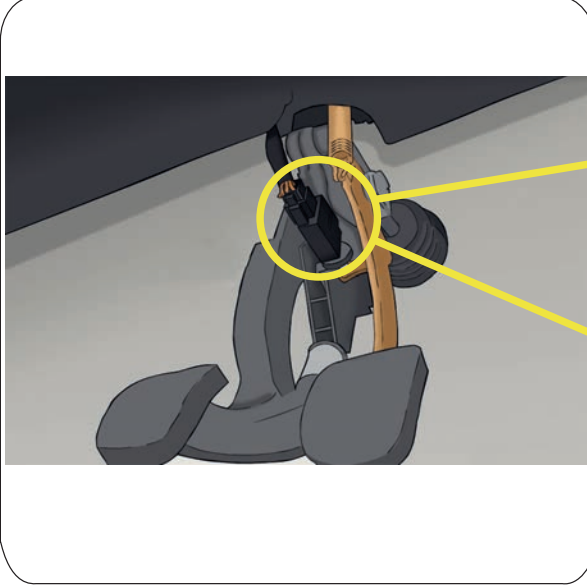
Circuit type	with pedal actuation	with pedal release
N/O Normally open 	OPEN	CLOSED
N/C Normally closed 	CLOSED	OPEN

Installation instructions

Tightening torque for pedal switches: **2 Nm**.



7.1 XXX INTERRUTTORI PEDALE FRENO/FRIZIONE



Gli interruttori pedale, sono montati sulla pedaliera all'interno dell'abitacolo dell'autovettura, tramite raccordo che può essere filettato od ad innesto. Tramite l'azionamento del pedale dei freni (o della frizione), aprono o chiudono il circuito elettrico in cui sono inseriti.

Alcuni interruttori, denominati interruttori pedale idraulici, sono azionati da liquidi in quanto montati in circuiti idraulici.

Gli interruttori pedale possono essere classificati, a seconda della funzione del circuito in cui sono inseriti, nelle seguenti tipologie:

• **Interruttori con circuito di potenza (elettromeccanici):**

Comandano l'accensione delle luci posteriori di segnalazione della frenata. Sono montati esclusivamente sul pedale del freno e generalmente sono di tipo elettromeccanico normalmente chiuso (N/C)

• **Interruttori con circuito di segnale (elettronici):** Sono montati sul pedale del freno o della frizione a seconda del funzione implementata sulla centralina a cui l'interruttore è collegato:

- Check Control - Sistema di controllo della funzionalità dei componenti
- Cruise Control - Sistema elettronico per la regolazione automatica della velocità di un'autovettura. La regolazione è interrotta in caso di pressione del pedale del freno o della frizione.
- Cut-Off - Sistema per la disattivazione degli iniettori carburante in condizione di freno motore a medio / alto numero di giri motore.
- BAS (Brake Assist System) - Sistema per aumentare la forza frenante in caso di frenata di emergenza (pedale premuto velocemente).
- ETS (Electronic Traction Control) - Sistema per l'assistenza alla guida in condizione invernali che riduce la potenza del motore e frena le ruote in caso di slittamento.
- ABS (Antilock Braking System) - Sistema di sicurezza che evita il bloccaggio delle ruote dei veicoli in fase di frenata.
- ESP (Electronic Stability Program) - Sistema per il controllo della

stabilità dell'automobile, che agisce in situazioni di pericolo, regolando la potenza del motore e frenando le singole ruote eventualmente con differente intensità.

• **Interruttori combinati:** Questa tipologia integra in un unico corpo più interruttori elettromeccanici, di potenza e di segnale.

Le maggiori **cause di malfunzionamento** del prodotto sono:

- stress termico e meccanico
- deformazioni causate da surriscaldamento
- rottura del cavo
- corto circuito

Effetti di malfunzionamento:

- La spia degli stop rimane accesa
- Le luci degli stop non si accendono
- In veicoli con sistemi di accensione push-button il malfunzionamento degli interruttori stop può causare una mancata accensione del veicolo

Gli interruttori pedale sono progettati e costruiti per sopportare le condizioni critiche di montaggio nel vano motore. In particolare devono soddisfare i seguenti requisiti:

- temperatura di funzionamento:
 - non continua da -40°C a +85°C
 - continua da -30°C a +65°C


Gli interruttori pedale sono sottoposti a **rigorose prove di qualificazione e di durata** per stabilire se il prodotto è idoneo per essere costruito e venduto:

- resistenza al sovraccarico di corrente
- resistenza a cicli rapidi di temperatura
- resistenza alle vibrazioni e agli urti
- immunità elettromagnetica

Superate tali prove e concesso il benessere a produrre, durante l'assemblaggio il prodotto viene sottoposto a severi cicli di controllo che prevedono il **collaudo al 100%**.

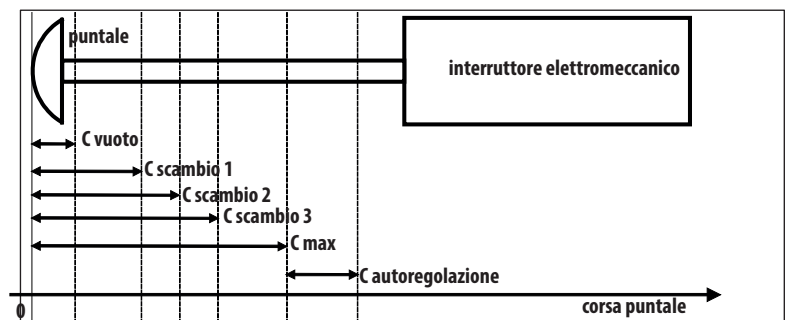
Elementi costruttivi e principio di funzionamento

Gli interruttori pedale possono essere di tipo elettromeccanico o elettronico.
 Il sistema di chiusura del contatto può essere strisciante o frontale. La variazione dello stato del circuito (dei circuiti) da normalmente chiuso (N/A) a normalmente aperto (N/C) o viceversa, avviene tramite l'azionamento di un puntale.



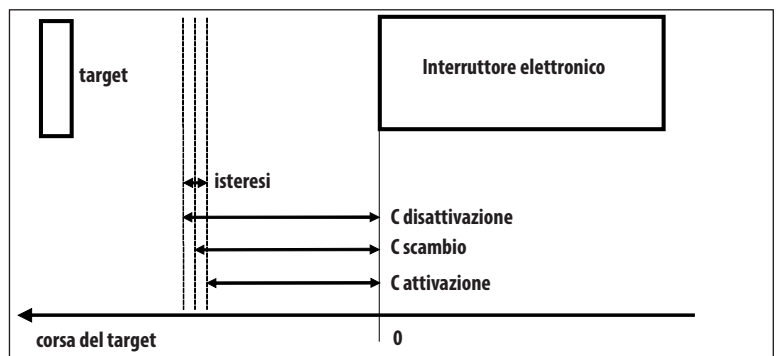
• Interruttori elettromeccanici:

Negli interruttori elettromeccanici, a pedale non azionato l'interruttore ha il puntale premuto, a pedale azionato il puntale è a riposo.



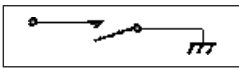
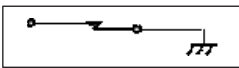
• Interruttori elettronici:

Negli interruttori elettronici, a pedale non azionato, un sensore Hall Effect rileva la presenza di una piastrina di ferro dolce, solidale con il pedale, chiamata "Target".



• **circuito N/A normalmente aperto:** normalmente aperti con pedale azionato, si chiudono a pedale aperto. Gli interruttori con circuito normalmente aperto e sistema di chiusura circuito a strisciamento sono dotati di puntale fisso e sono fissati sulla pedaliera tramite un raccordo filettato.

• **circuit N/C normalmente chiuso:** normalmente chiusi con pedale azionato, si chiudono a pedale chiuso.


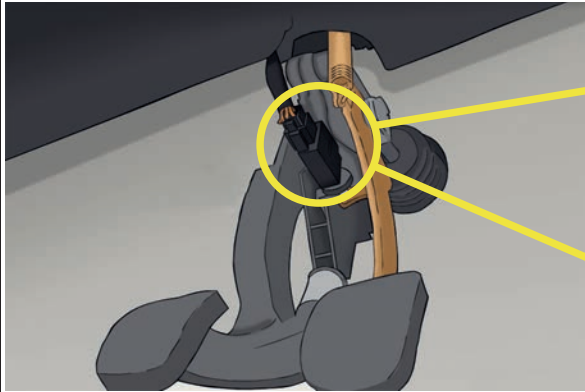
tipo circuito	con pedale azionato	con pedale non azionato
N/A Normalmente aperto 	APERTO	CHIUSO
N/C Normalmente chiuso 	CHIUSO	APERTO

Istruzioni di montaggio

Coppia di serraggio degli interruttori sul monoblocco del motore: **2 Nm**.



7.1 XXX CONTACTEURS DE FEUX STOP/EMBAYAGE



Les contacteurs pédale sont montés sur la pédale à l'intérieur de la voiture par un embout qui peut être fileté ou enfichable. Grâce à l'actionnement de la pédale de frein (ou d'embrayage), ils ouvrent/ferment le circuit électrique dans lequel ils sont insérés.

Certains contacteurs, appelés contacteurs pédale hydrauliques, sont mis en fonction par des liquides, étant montés dans les circuits hydrauliques. Les contacteurs de feux stop peuvent être classés dans les types suivants:

• **Contacteurs avec circuit de puissance (électromécanique):**

Contrôlent l'allumage des feux arrière d'avertissement de freinage. Ils sont montés uniquement sur la pédale de frein et sont généralement de type électromécanique normalement fermés (N/C).

• **Contacteurs avec circuit de signal (électronique):** Ils sont montés sur la pédale de frein ou d'embrayage selon la fonction mise en œuvre sur l'unité de commande à laquelle le contacteur est connecté:

- Check Control - Système de contrôle de la fonctionnalité des composants
- Cruise Control - Système électronique de réglage automatique de la vitesse d'une voiture. La régulation est interrompue en cas de pression sur la pédale de frein ou d'embrayage
- Cut-Off - Système de désactivation des injecteurs de carburant en régime de frein-moteur avec un nombre de tours du moteur moyen/élevé
- BAS (Brake Assist System) - Système augmentant la force de freinage en cas de freinage d'urgence (pédale enfoncée rapidement)
- ETS (Electronic Traction Control) - Système d'assistance à la conduite en conditions hivernales réduisant la puissance du moteur et freinant les roues en cas de patinage
- ABS (Antilock Braking System) - Système de sécurité qui empêche le blocage des roues du véhicule lors du freinage.
- ESP (Electronic Stability Program) - Système de contrôle de la stabilité de la voiture, qui intervient dans des situations de danger en

ajustant la puissance du moteur et en freinant chaque roue individuellement, si nécessaire avec des intensités différentes

• **Interrupteurs combinés:** Ce type intègre dans un corps unique plusieurs interrupteurs électromécaniques, de puissance et de signal.

Principales causes de dysfonctionnement:

- stress thermique et mécanique
- déformations causées par une surchauffe
- rupture de câble
- court-circuit

Conséquences du dysfonctionnement:

- Le feu stop reste allumé
- Les feux stop ne s'allument pas
- Dans les véhicules équipés d'un système d'allumage push-button, la défaillance des interrupteurs d'arrêt peut provoquer l'allumage du véhicule

Les contacteurs De Feux Stop/Embrayage sont conçus et fabriqués pour supporter les conditions de montage critiques sur le blocmoteur. En particulier, ils doivent répondre aux caractéristiques suivantes:

- Température de fonctionnement:
 - non continue de -40°C à +85°C
 - continue de -30°C à +65°C


Les contacteurs sont soumis à des **essais de qualification et de durée** rigoureux pour établir si le produit est adéquat à la fabrication et à la vente:

- Résistance à la surcharge de courant et Immunité électromagnétique
- Résistance aux cycles de température rapides/aux vibrations et aux coups

À l'issue positive de ces essais et une fois l'autorisation de production accordée, le produit est soumis tout au long de son assemblage à de sévères cycles de contrôle envisageant le **test à 100%**.

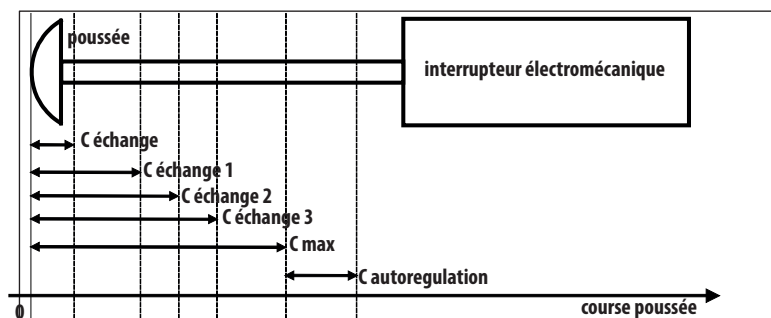
Éléments et principes de fonctionnement

Les contacteurs pédale peuvent être tant électromécaniques, qu'électroniques.
Le système de fermeture du contact peut être coulissant ou frontal.
La variation de l'état du circuit (des circuits) de normalement fermé (N/A) à normalement ouvert (N/C) ou vice versa, se fait par l'actionnement d'une tige de poussée.



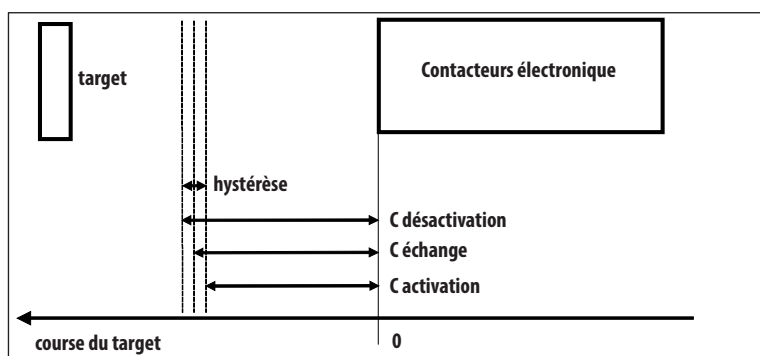
• Contacteurs électromécaniques:

Dans les contacteurs électromécaniques, la tige est enfoncée lorsque la pédale n'est pas utilisée, et elle est au repos lors de l'utilisation de la pédale.




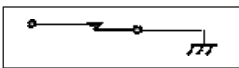
• Contacteurs électroniques

Dans les contacteurs électroniques, lorsque la pédale n'est pas actionnée, un capteur Hall Effect détecte la présence d'une plaquette de fonte ductile sur la pédale, appelée « Target »



• **Circuit N/O normalement ouvert** : normalement ouverts lorsque la pédale est actionnée, ils se ferment à pédale ouverte. Les contacteurs avec circuit normalement ouvert et système de fermeture de circuit à coulisse sont équipés d'une tige de poussée fixe et sont fixés à la pédale par un raccord fileté.

• **Circuit N/F normalement fermé** : normalement fermés lorsque la pédale est actionnée, ils se ferment à pédale fermée


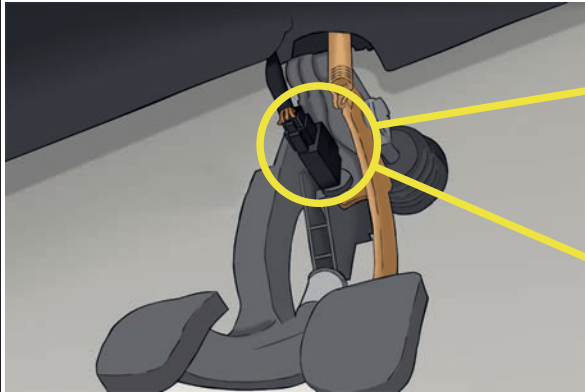
type de circuit	avec pédale activée	avec pédale non activée
N/O normalement ouvert 	OUVERT	FERMÉ
N/F normalement fermé 	FERMÉ	OUVERT

Instruction de montage

Couple de serrage des capteurs sur le bloc cylindres du moteur: **2 Nm**.



7.1 XXX BREMS-/ KUPPLUNGSPEDALSCHALTER



Die Bremslichtschalter sind auf einer Halterung am Bremspedal im Innenraum des Fahrzeugs montiert. Bei diesem Anschluss kann es sich entweder um einen Rundgewinde- oder um einen Kupplungsanschluss handeln. Durch Betätigung des Bremspedals (oder der Kupplung), wird die elektrische Schaltung, in die sie eingesetzt sind, geöffnet/geschlossen. Einige Schalter, hydraulische Pedalschalter genannt, werden durch Flüssigkeiten angetrieben, weil sie auf hydraulische Schaltungen montiert sind. Die Stopp-Schalter können je nach Funktion der Schalter, in die sie eingesetzt sind, in die folgenden Typen unterteilt werden:

• **Schalter im Stromkreis:** sie schalten die hinteren Bremslichter. Sie werden nur auf dem Bremspedal montiert und für gewöhnlich handelt es sich um elektromechanische, normal geschlossens (N/C-)Schalter.

• **Schalter mit (elektronischem) Signalschaltkreis:** sie sind an das Pedal oder an die Kupplung angeschlossen, abhängig von der Funktion die das Steuerelement vorgibt an welchem der Schalter angeschlossen ist:

- Check Control - Kontrollsystem der Funktionalität der Komponenten
- Cruise Control - elektronisches System für die automatische Anpassung der Geschwindigkeit des Fahrzeugs. Die Anpassung wird bei Pedal- oder Kupplungsdruck unterbrochen
- Cut-Off - System für die Deaktivierung der Kraftstoffeinspritzventile bei Motorbremse mit mittlerer/ hoher Motordrehzahl
- BAS (Brake Assist System) - System zur Erhöhung der Bremskraft im Falle einer Notbremsung (Pedal schnell gedrückt)
- ETS (Electronic Traction Control) - System für Fahrassistenz beim Fahren unter winterlichen Bedingungen.
- ABS (Antilock Braking System) - Es sichert das Fahrverhalten bei Notbremsungen und reduziert den Anhalteweg.
- ESP (Electronic Stability Program) - System zur Steuerung der Stabilität des Autos in gefährlichen Situationen, wobei die

Motorleistung reguliert wird und jeder einzelne Reifen mit unterschiedlichen Intensitäten abgebremst wird.

Schalterkombinationen: Die Typologie integriert in einem einzigen Gehäuse mehrere elektromechanische Leistungs- und Signalschalter.

Hauptursachen für Betriebsstörungen:

- thermische Belastung
- mechanische Belastung
- Verformung durch Überhitzung
- Kabelbruch
- Kurzschluss

Folgen bei Ausfällen:

- Bremslichter bleiben an
- Bremslichter Sie arbeiten nicht
- Bei Fahrzeugen mit einem Druckknopf-Startsystem kann ein fehlerhafter Bremslichtschalter dazu führen, dass das Fahrzeug nicht startet

Pedalschalter sind so konstruiert und montiert, dass sie den kritischen Einbaubedingungen im Motorraum standhalten. Insbesondere sind folgende Anforderungen zu erfüllen:

• **Betriebstemperatur:**

- nicht kontinuierlich von -40°C zu $+85^{\circ}\text{C}$
- kontinuierlich von -30°C zu $+65^{\circ}\text{C}$

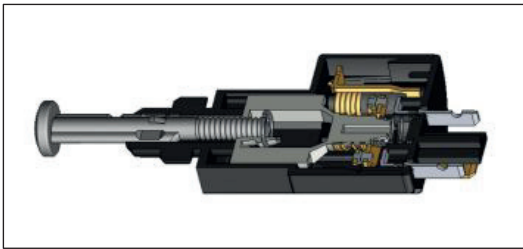
Die Pedalschalter werden **Qualitäts - und Haltbarkeitstests** unterzogen, um festzulegen, ob das Produkt für Bau und Verkauf geeignet ist:

- Spannungsüberlastungswiderstand
- Schneller Temperaturwechseltest
- Vibrations-Resistenz
- elektromagnetische Immunität

Bei positiven Prüfergebnissen und nach Erteilen der Produktionsgenehmigung erfolgen während der Montage strenge Kontrollzyklen auf dem Produkt, mit der **100% Abnahmeprüfung**.

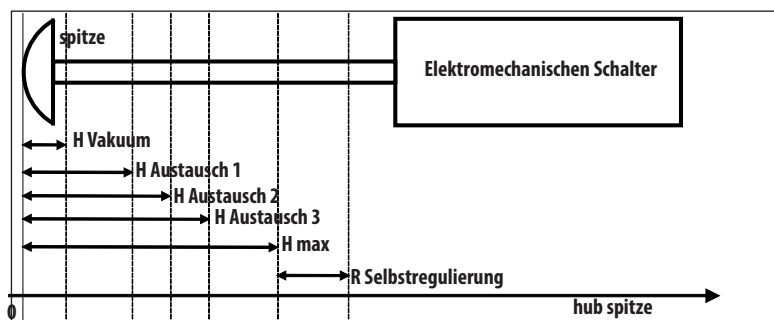
Bauteile und Funktionsprinzip

Das Schließsystem des Kontakts kann schleifend oder frontal sein.
 Der Übergang des/der Schaltkreislaufs von normal geschlossen (N/G) nach normal offen (N/O) oder umgekehrt erfolgt durch die Betätigung einer Spitze.



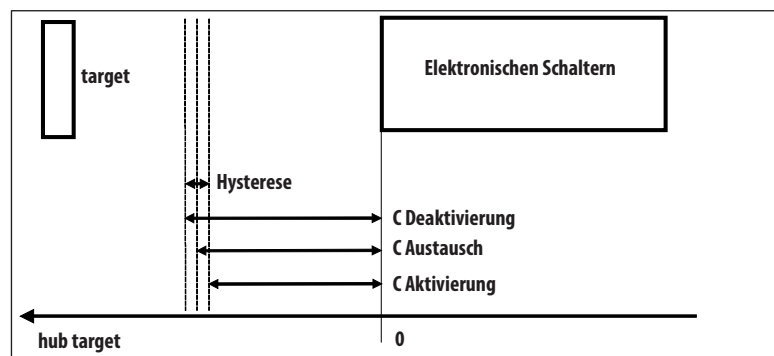
• Elektromechanischen Schalter:

Die elektromechanischen Schalter haben bei nicht betätigtem Bremslichtschalter eine gedrückte Schaltstange, bei aktiviertem Bremslichtschalter befindet sich die Schaltstange im Ruhezustand.



• Elektronischen Schaltern:

Bei elektronischen Schaltern und nicht betätigtem Pedal, erfasst ein Hall-Effect-Sensor die Präsenz einer Platte aus Weicheisen, die mit dem Pedal verbunden ist und „Target“ genannt wird.



• **N/O-Schaltung normal offen:** normal offen bei betätigtem Pedal, geschlossen bei offenem Pedal.
 Die Schalter mit normal offener Schaltung und schleifender Schließsystemschaltung sind mit einer beweglichen Schaltstange ausgestattet und durch eine Verschraubung auf einer Halterung montiert.

• **N/G-Schaltung normal geschlossen:** normal geschlossen bei betätigtem Pedal, geschlossen bei geschlossenem Pedal

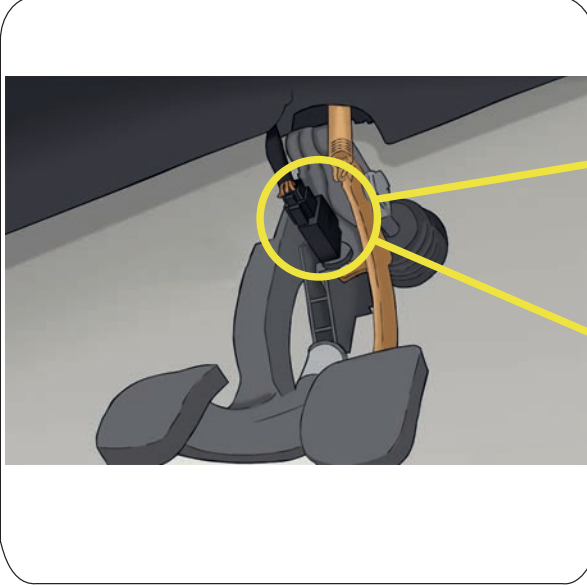
Art der Schaltung	bei aktiviertem Pedal	bei nicht aktiviertem Pedal
N/O normal offen: 	OFFEN	GESCHLOSSEN
N/G normal geschlossen 	GESCHLOSSEN	OFFEN

Montageanweisungen

Anzugsmoment der Schalter am Motorblock: **2 Nm.**



7.1 XXX INTERRUPTORES PEDAL DE FRENO/EMBRAGUE



Los interruptores de pie se montan en el pedal situado dentro del habitáculo del vehículo, a través de una conexión que puede ser roscada o de acoplamiento. A través del accionamiento del pedal de freno (o del embrague), abren y cierran el circuito eléctrico en el que están instalados. Algunos interruptores, denominados interruptores de pie hidráulicos, son accionados por líquidos, ya que van montados en circuitos hidráulicos. Los interruptores de parada pueden clasificarse, dependiendo de la función del circuito en el que están instalados, en los siguientes tipos:

• **Interruptores con circuito de potencia:** controlan el encendido de las luces traseras de advertencia de frenado. Se montan solo en el pedal de freno y generalmente son de tipo electromecánico normalmente cerrado (N/C).

• **Interruptores con circuito de señal (electrónicos):** se montan en el pedal de freno o del embrague dependiendo de la función implementada en la centralita a la que está conectado el interruptor:

- Check Control - Sistema de control de la funcionalidad de los componentes
- Cruise Control - Sistema electrónico para la regulación automática de la velocidad de un vehículo. La regulación se interrumpe en caso de presión en el pedal de freno o del embrague.
- Cut-Off - Sistema para la desactivación de los inyectores de combustible en condición de freno motor con un número medio/alto de revoluciones.
- BAS (sistema de asistencia a la frenada, por sus siglas en inglés) - Sistema para aumentar la fuerza de frenado en caso de frenada de emergencia (pedal presionado rápidamente).
- ETS (control electrónico de tracción, por sus siglas en inglés) - Sistema de asistencia a la conducción en condiciones invernales que reduce la potencia del motor y frena las ruedas en caso de derrape.
- ABS (sistema de frenos antibloqueo, por sus siglas en inglés) - Sistema de seguridad que evita que las ruedas se bloqueen durante el frenado del vehículo.

• ESP (programa electrónico de estabilidad, por sus siglas en inglés) sistema para controlar la estabilidad del automóvil, que actúa en situaciones de peligro, regulando la potencia del motor y llegando a frenar cada rueda con diferente intensidad.

• **Interruptores combinados:** este tipo integra en un solo cuerpo varios interruptores electromecánicos, de potencia y de señal.

Principales causas de fallo:

- estrés térmico y mecánico
- deformaciones causadas por sobrecalentamiento
- cable roto
- cortocircuito

Efectos de los fallos:

- La luz de freno permanece encendida
 - Los semáforos no se iluminan
 - En vehículos con sistemas de encendido con push-button, la falla de los interruptores pedal puede causar el encendido del vehículo
- Los interruptores pedal están diseñados y fabricados para soportar las condiciones críticas de montaje en el bloque motor. En especial, deben cumplir con los siguientes requisitos:
- Temperatura de funcionamiento:
 - no continua de -40°C a $+85^{\circ}\text{C}$
 - continua de -30°C a $+65^{\circ}\text{C}$


Los sensores de presión de aceite son sometidos a **rigurosos ensayos de calificación y de duración**, para determinar si el producto es apropiado para ser fabricado y vendido:

- resistencia a la sobrecarga de corriente
- resistencia a los ciclos rápidos de temperatura
- resistencia a vibraciones e impactos
- inmunidad electromagnética

Después de haber superado estas pruebas y obtenido la aprobación para la producción, durante el ensamblaje el producto se somete a severos ciclos de control que prevén el **ensayo al 100%**.

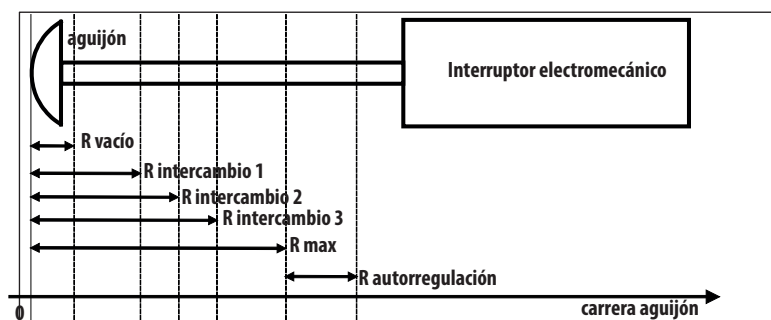
Componentes y principios de funcionamiento

Los interruptores de pedal pueden ser electromagnéticos o electrónicos.
 El sistema de cierre del contacto puede ser rozador o frontal.
 La variación del estado del circuito (de los circuitos) de normalmente cerrado (N/C) a normalmente abierto (N/A) o viceversa tiene lugar mediante el accionamiento de un agujón.



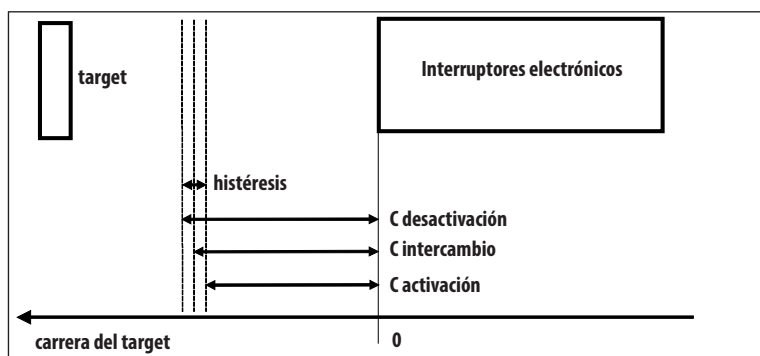
• Interruptores electromecánicos:

En los interruptores electromecánicos, con el pedal no accionado, el interruptor tiene el agujón presionado; con el pedal accionado, el agujón se encuentra en reposo.



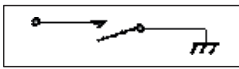
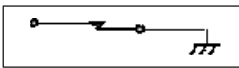
• Interruptores electrónicos:

En los interruptores electrónicos, con el pedal no accionado, un sensor de efecto Hall detecta la presencia de una placa de hierro dulce integrada en el pedal y denominada «target»



• **Circuito N/A normalmente abierto:** normalmente abiertos con el pedal accionado, se cierran con el pedal abierto. Los interruptores con circuito normalmente abierto y sistema de cierre de circuito de frotación están equipados con un agujón fijo y se instalan en el pedal por medio de una conexión roscada.

• **Circuito N/C normalmente cerrado:** normalmente cerrados con el pedal accionado, se cierran con el pedal cerrado

tipo de circuito	con pedal activado	con pedal no activado
N/A Normalmente aperto 	ABIERTO	CERRADO
N/C Normalmente chiuso 	CERRADO	ABIERTO

Instrucciones de montaje

Par de apriete de los interruptores del bloque motor: **2 Nm.**



BRAKE/CLUTCH PEDAL SWITCHES

-INTERRUTTORI PEDALI FRENO/FRIZIONE ·CONTACTEURS DE FEUX STOP
 ·BREMS-/ KUPPLUNGSPEDALSCHALTER ·INTERRUPTORES PEDAL DE FRENO/EMBRAGUE

•Function on the vehicle, of the switches 7.1xxx

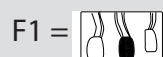
•Funzione su vettura degli interruttori 7.1xxx ·Fonction sur véhicule, des interrupteurs 7.1xxx ·Funktion im Auto von den Schaltern 7.1xxx
 ·Función en el vehículo, de los interruptores 7.1xxx

#	F1	F2
7.1000	•	
7.1001	•	
7.1002	•	
7.1003	•	
7.1004	•	
7.1005	•	
7.1006	•	•
7.1007	•	
7.1008	•	
7.1009	•	
7.1010	•	
7.1011	•	
7.1012	•	
7.1014	•	
7.1015	•	
7.1016	•	
7.1017	•	•
7.1019	•	
7.1020	•	
7.1022	•	
7.1023	•	
7.1024	•	
7.1025	•	
7.1026	•	
7.1027	•	
7.1028	•	
7.1029	•	
7.1032	•	
7.1034	•	
7.1035	•	
7.1036	•	
7.1037	•	
7.1041	•	
7.1044	•	•
7.1045	•	
7.1049	•	
7.1050	•	
7.1051	•	

#	F1	F2
7.1052	•	•
7.1053	•	
7.1054	•	
7.1055	•	
7.1056	•	
7.1057	•	•
7.1058	•	
7.1059	•	
7.1060	•	
7.1061	•	
7.1062	•	
7.1064	•	
7.1065	•	
7.1066	•	
7.1067	•	
7.1068	•	•
7.1069	•	•
7.1070	•	
7.1071	•	
7.1072	•	•
7.1073	•	
7.1074	•	
7.1075	•	
7.1076	•	
7.1077	•	
7.1079	•	
7.1080	•	
7.1081	•	
7.1082	•	
7.1083	•	
7.1084		•
7.1085	•	
7.1086	•	
7.1087	•	
7.1088	•	
7.1089	•	
7.1090	•	
7.1091	•	

#	F1	F2
7.1092	•	
7.1093	•	
7.1094	•	
7.1095	•	
7.1096	•	
7.1097	•	
7.1098	•	
7.1099		•
7.1101	•	
7.1102	•	
7.1103		•
7.1104	•	
7.1105	•	
7.1107	•	
7.1108	•	•
7.1110		•
7.1111	•	
7.1112	•	
7.1113	•	
7.1115		•
7.1116	•	•
7.1117	•	
7.1119	•	
7.1120	•	•
7.1121	•	
7.1122	•	
7.1123		•
7.1124	•	
7.1125	•	
7.1126	•	
7.1127	•	
7.1128	•	
7.1129	•	
7.1130	•	
7.1131	•	
7.1132	•	•
7.1134		•
7.1136	•	

Legend ·Legenda ·Légende ·Zeichenerklärung ·Leyenda





BRAKE/CLUTCH PEDAL SWITCHES

-INTERRUTTORI PEDALI FRENO/FRIZIONE ·CONTACTEURS DE FEUX STOP
 ·BREMS-/ KUPPLUNGSPEDALSCHALTER ·INTERRUPTORES PEDAL DE FRENO/EMBRAGUE

•Function on the vehicle, of the switches 7.1xxx

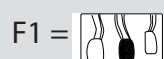
•Funzione su vettura degli interruttori 7.1xxx ·Fonction sur véhicule, des interrupteurs 7.1xxx ·Funktion im Auto von den Schaltern 7.1xxx
 ·Función en el vehículo, de los interruptores 7.1xxx

#	F1	F2
7.1137	•	•
7.1138	•	
7.1139		•
7.1140		•
7.1142	•	•
7.1143		•
7.1145	•	
7.1146	•	•
7.1147	•	
7.1148	•	
7.1149	•	
7.1150	•	•
7.1151	•	
7.1152		•
7.1153	•	•
7.1155	•	
7.1156	•	
7.1157		•
7.1159		•
7.1161	•	•
7.1162	•	
7.1163	•	
7.1165	•	•
7.1166	•	
7.1167		•
7.1168	•	
7.1169	•	•
7.1170		•
7.1171		•
7.1174		•
7.1175	•	
7.1176	•	
7.1177	•	
7.1178	•	
7.1179	•	•
7.1181	•	
7.1184	•	•
7.1187	•	•

#	F1	F2
7.1188		•
7.1191	•	•
7.1192		•
7.1194	•	
7.1195	•	•
7.1196		•
7.1197	•	
7.1198		•
7.1201	•	
7.1202	•	•
7.1203	•	•
7.1205	•	
7.1206	•	
7.1207		•
7.1208	•	
7.1209		•
7.1210		•
7.1211	•	
7.1212	•	
7.1213	•	
7.1213K	•	
7.1214		•
7.1215	•	•
7.1217	•	•
7.1219		•
7.1220		•
7.1221		•
7.1222	•	•
7.1223	•	•
7.1224	•	•
7.1225	•	
7.1226		•
7.1227	•	•
7.1228	•	
7.1229	•	
7.1230	•	•
7.1231	•	
7.1232	•	

#	F1	F2
7.1235	•	
7.1236		•
7.1237	•	•
7.1241		•
7.1242		•
7.1244	•	
7.1245	•	
7.1247	•	
7.1248		•
7.1249		•
7.1250	•	
7.1251	•	
7.1252	•	
7.1254	•	
7.1257		•
7.1258		•
7.1259		•
7.1260	•	
7.1261	•	
7.1264	•	
7.1265	•	•
7.1266		•
7.1269	•	
7.1271		•
7.1272	•	
7.1273	•	•
7.1274		•
7.1275	•	
7.1276	•	•
7.1281	•	
7.1282	•	•
7.1283	•	
7.1286	•	
7.1287		•
7.1289		•
7.1291	•	•
7.1292	•	•
7.1294	•	

Legend ·Legenda ·Légende ·Zeichenerklärung ·Leyenda





BRAKE/CLUTCH PEDAL SWITCHES

·INTERRUTTORI PEDALI FRENO/FRIZIONE ·CONTACTEURS DE FEUX STOP
·BREMS-/ KUPPLUNGSPEDALSCHALTER ·INTERRUPTORES PEDAL DE FRENO/EMBRAGUE

•Function on the vehicle, of the switches 7.1xxx

•Funzione su vettura degli interruttori 7.1xxx ·Fonction sur véhicule, des interrupteurs 7.1xxx ·Funktion im Auto von den Schaltern 7.1xxx
•Función en el vehículo, de los interruptores 7.1xxx

#	F1	F2
7.1296		•
7.1297		•
7.1298		•
7.1300	•	•
7.1302		•
7.1304	•	•
7.1309		•
7.1310		•
7.1311		•
7.1312	•	•
7.1314		•
7.1332	•	
7.1337		•

Legend ·Legenda ·Légende ·Zeichenerklärung ·Leyenda

F1 =

F2 =

7.1000



1

BRAKE/CLUTCH PEDAL SWITCHES

Adatt./Suitable:

ALFA ROMEO

105 64 64 177 01/00
105 64 65 177 01/00
60701852

FIAT

4067916
4124209
4177122
4177124
4220470
4220471
4345643
4345645
46785168
82304822

IVECO

4067916
4124209
4345645
504156184

LADA

2101-03720-00000
2101-3720000

LANCIA

4345645

PEUGEOT

4534.06

SEAT

4381973
SE 127952.000A

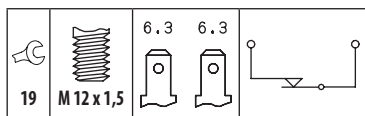
SKODA

115 939 070
6U0 945 515
6U0 945 515 A

VW

6U0 945 515
6U0 945 515 A

ZASTAVA

01009677
04177124

ALFA ROMEO

6 2.0	AR01932	07/81 ⇒ 12/86
ALFETTA 1.6	AR01600	01/75 ⇒ 12/84
ALFETTA 1.8	AR01608, 126A2.000	07/74 ⇒ 12/84
ALFETTA 2.0 TD	VM4HT/2	10/79 ⇒ 03/83
GIULIETTA I 1.3	AR01644	10/77 ⇒ 06/83
GIULIETTA I 1.6	AR01600	10/77 ⇒ 04/85
SPIDER I 2000	AR01544	08/86 ⇒ 12/90

FIAT

124 1200	124A.000	07/66 ⇒ 10/73
124 1400	124B2.000	12/68 ⇒ 12/72
124 1600	132AC.000	01/73 ⇒ 07/75
124 Spider, Sport [USA]	--	01/79 ⇒ 12/86
126 600	126A.000	09/72 ⇒ 06/77
126 650	126A1.048	07/77 ⇒ 09/87
126 700	126A2.000, 170A.000	09/87 ⇒ 06/96
127 0.9	100GL.000	09/71 ⇒ 12/84
127 1.0	127A.000	01/77 ⇒ 12/86
127 1.3 D	127A5.000	06/81 ⇒ 12/86
127 1.3 Diesel	127A5.000	04/81 ⇒ 12/86
128 1.1	128A.000	03/69 ⇒ 12/84
131 1.3 Mirafiori	131A6.000	10/74 ⇒ 09/81
132 1.6	132C.000	05/77 ⇒ 09/82
132 2.0	132C2.000	01/76 ⇒ 06/81
850 0.8	100G.000	07/64 ⇒ 10/72
ARGENTA 1600	132D.000	04/81 ⇒ 12/85
ARGENTA 1600 i.e	132D.000	04/81 ⇒ 12/85
ARGENTA 2500 Diesel	8144.61	06/81 ⇒ 11/85
CINQUECENTO 0.7	170A.000, 1170A1.000	12/91 ⇒ 02/98
CINQUECENTO 0.7 i	170A.046	07/94 ⇒ 01/98
CINQUECENTO 0.9	170A1.000	07/91 ⇒ 12/93
CINQUECENTO 0.9 i.e.	170A1.046	07/91 ⇒ 09/94
CINQUECENTO 0.9 i.e. S	1170A1.000, 170B	07/91 ⇒ 07/99
CINQUECENTO 1.1 Sporting	176B2.000	10/94 ⇒ 01/98
DUCATO I 1.8	169B	01/82 ⇒ 12/88
DUCATO I 1.9 D	149B1.000	02/87 ⇒ 03/94
DUCATO I 1.9 TD	280A1.000	03/89 ⇒ 03/94
DUCATO I 2.0	170B, 8144.67	01/82 ⇒ 05/94
DUCATO I 2.0 4x4	170D	06/90 ⇒ 05/94

FIAT

DUCATO I 2.5 D	8144.67, 8140.27	01/82 ⇒ 05/94
DUCATO I 2.5 D 4x4	8144.67	01/87 ⇒ 03/94
DUCATO I 2.5 TD	8140.27	07/90 ⇒ 03/94
DUCATO I 2.5 TD 4x4	8140.27, 146C6.000	09/86 ⇒ 05/94
DUNA 1.7 DS	149B3.000	01/87 ⇒ 12/91
DUNA 60 1.1	146A6.000	01/87 ⇒ 12/91
DUNA 70 1.3	146A5.000	01/87 ⇒ 12/91
FIORINO I 1.0	127A.000	01/80 ⇒ 12/87
FIORINO I 1.1 60	146A9.000	11/86 ⇒ 04/88
FIORINO I 1.3	146A5.000	12/87 ⇒ 08/93
FIORINO I 1.3 D	127A5.000	03/82 ⇒ 12/88
FIORINO I 1.5	149C1.000	01/88 ⇒ 08/93
FIORINO I 1.7 D	149B3.000	12/87 ⇒ 12/90
FIORINO I 1050	127A.000	01/80 ⇒ 12/87
FIORINO I 900	100GL.000	10/77 ⇒ 10/86
FIORINO II 1.2 MPI	178E8.011	01/04 ⇒
FIORINO II 1.3	146A5.000	01/88 ⇒ 12/94
FIORINO II 1.4	146C5.000	11/92 ⇒ 05/01
FIORINO II 1.5 iE	149C1.000	01/88 ⇒ 10/92
FIORINO II 1.6	146C6.000, 146B2.000	01/94 ⇒ 05/01
FIORINO II 1.7 D	146B2.000, 146B2.000	01/88 ⇒
FIORINO II 1.7 TD	146D7.000	11/96 ⇒ 05/01
FIORINO II 60 1.1	146A9.000	05/88 ⇒ 12/93
FIORINO II 60 1.7 D	146B2.000, 146C5.000	05/88 ⇒ 10/96
FIORINO II 65 1.7 TD	146D7.000	01/97 ⇒ 05/01
FIORINO II 70 1.3	146A5.000	01/88 ⇒ 12/94
FIORINO II 70 i.e. 1.4	146C5.000, 146C6.000	05/94 ⇒ 05/01
FIORINO II 75 i.e. 1.5	149C1.000	05/88 ⇒ 12/93
FIORINO II 75 i.e. 1.6	146C6.000, 156A2.000	10/93 ⇒ 05/01
PANDA I 1.1	156C.046	05/91 ⇒ 03/95
PANDA I 1000	156A2.000, 141C2.000	01/85 ⇒
PANDA I 1000 4x4	141C2.000, 141C2.000	01/86 ⇒ 12/94
PANDA I 1000 CLX	156A2.000	05/91 ⇒ 12/94
PANDA I 1000 Fire	156A2.000	05/86 ⇒ 04/91
PANDA I 1000 Fire [CHE]	156A2.146	11/87 ⇒ 04/91
PANDA I 1000 Fire [DEU]	156A2.048	01/86 ⇒ 07/89
PANDA I 1000 i.e	156A2.246	08/92 ⇒ 02/04
PANDA I 1000 i.e. Cat	141C2.000, 156C.046	10/87 ⇒ 08/98
PANDA I 1100	156C.046, 141B.000	05/91 ⇒ 12/99
PANDA I 1100 4x4	176B2.000	02/95 ⇒ 07/04
PANDA I 1100 i.e.	156C.046	01/86 ⇒ 04/91
PANDA I 1100 i.e. 4x4	187A1.000	12/00 ⇒
PANDA I 1100 Trekking 4x4	156C.046	10/91 ⇒ 07/04
PANDA I 1300 D	156A5.000	04/86 ⇒ 12/92
PANDA I 650	141A.000	01/82 ⇒ 07/04
PANDA I 750	141B.000, 100GL3.000	01/86 ⇒ 01/95
PANDA I 750 Cat	156A4.048	01/95 ⇒ 10/03
PANDA I 750 Fire	156A4.048	11/88 ⇒ 04/91
PANDA I 800	100GL6.000	02/81 ⇒ 12/85
PANDA I 900	100GL3.000, 146A.048	10/80 ⇒ 12/96
PANDA I 900 CL	146A.048, 138B2.000	01/86 ⇒ 12/92
PANDA I 900 i.e.	1170A1.046	01/98 ⇒
PANDA I 950	A112B1.054	09/82 ⇒ 08/83
PANDA I 950 4x4	A112B1.054	09/83 ⇒ 12/86
REGATA 1.1 60, 60 L	138B.000	10/83 ⇒ 08/86
REGATA 1.6	--	09/86 ⇒ 06/89
REGATA 100 Super 1.6	149A2.000	10/83 ⇒ 12/90
REGATA 60 Diesel 1.7	149B3.000	01/84 ⇒ 12/89
REGATA 65 Diesel 1.9	149A1.000	04/84 ⇒ 07/89
REGATA 70 1.3	138B2.000, 127A5.000	09/83 ⇒ 07/89
REGATA 85 1.5	149A5.000	05/85 ⇒ 12/87
RITMO I 1.1	146A4.048	04/85 ⇒ 12/87
RITMO I 1.3	149A3.000	11/83 ⇒ 08/85
RITMO I 1.5	138C2.048	10/85 ⇒ 05/87
RITMO I 1.7 Diesel	149B3.000	05/85 ⇒ 12/87
RITMO II 105 1.6	138AR.000	01/83 ⇒ 12/87
RITMO II 60 Diesel 1.7	138B6.000	10/82 ⇒ 10/85
RITMO II 75 1.5	138A2.000	09/85 ⇒ 12/88
TALENTO 1.9 D	149B1.000	03/89 ⇒ 03/94
TALENTO 2.0	170B	03/89 ⇒ 03/94
UNO 1.3 Super Diesel	127A5.000, 146A.000	06/83 ⇒ 03/92
UNO 1.3 Turbo i.e.	146A2.000	04/85 ⇒ 08/89
UNO 1.7 D	149B4.046	02/88 ⇒ 02/92
UNO 45 0.9	146A.000, --	03/83 ⇒ 07/96
UNO 45 1.0 Fire	--	01/83 ⇒ 12/89
UNO 55 1.1	138B.000	01/83 ⇒ 08/89
UNO 60 1.1	146A4.048	05/85 ⇒ 08/89
UNO 60 1.1 SX	--, 146B2.000	01/83 ⇒ 12/89
UNO 60 Diesel 1.7	149B3.000	07/86 ⇒ 08/89
UNO 70 1.3i SX	--	01/83 ⇒ 12/89
UNO 70 TD 1.4	146B.000	10/86 ⇒ 10/90
UNO 75 i.e. 1.5	138C2.048	10/85 ⇒ 12/93
UNO CS 1.1	146A6.000	09/87 ⇒ 09/91
UNO CS 1.7 DS	146B2.000, --	07/87 ⇒ 09/91
X 1/9 1.3	128A5.000	10/75 ⇒ 06/78

FIAT (BR)

UNO 1.05	1.05	01/85 ⇒ 12/87
UNO 1.3	1.3	01/85 ⇒ 12/91

FIAT (BR)

UNO 1.3 Furgoneta	1.3	01/85 ⇒ 12/91
UNO 1.4i Turbo	1.4Mpi	01/94 ⇒ 12/96
UNO 1.5	1.5	01/91 ⇒ 12/93
UNO 1.5i	1.5Spi	01/92 ⇒ 12/96
UNO 1.5i Furgoneta	1.5Spi	01/92 ⇒ 12/96
UNO 1.6i	1.6Mpi	01/95 ⇒ 12/96
UNO CS 1.3	1.3	01/85 ⇒ 12/91
UNO CS 1.5	1.5	01/91 ⇒ 12/93
UNO CS 1.5 Furgoneta	1.5	01/91 ⇒ 12/93
UNO CS 1.5i	1.5Spi	01/92 ⇒ 12/96
UNO MILLE 1.0	1.0	01/91 ⇒ 12/95
UNO MILLE 1.0i	1.0Mpi	01/96 ⇒

FSO

126P 0.6	--, 8140.07.2700	09/72 ⇒ 12/91
POLONEZ I 1.5	AA	10/77 ⇒ 08/88

IVECO

DAILY I 30-8	8140.61.200	01/78 ⇒ 12/89
DAILY I 35-10	8140.21.200	01/85 ⇒ 12/89
DAILY I 35-8	8140.61.200	01/78 ⇒ 12/89
DAILY II 30-8	8140.07.2700, 8140.47R	01/89 ⇒ 08/98
DAILY II 35-10	8140.47R, 8140.47.2700	01/89 ⇒ 08/98
DAILY II 35-12	8140.47.2700, 8140.07.2700	01/90 ⇒ 04/96
DAILY II 35-8	8140.07.2700, BA32121	01/89 ⇒ 08/98

LADA

LADA 1.2	--	01/80 ⇒
LADA 1.3	--	01/80 ⇒
LADA 1.5	--	01/80 ⇒
NIVA I 1600	BA32121, 135	12/76 ⇒ 12/93
SAMARA 1100	BA321081	02/88 ⇒ 12/94
SAMARA 1300	BA32108	01/86 ⇒ 12/94
SAMARA 1500	BA321083	09/87 ⇒ 12/96

LANCIA

A 112 0.9 Junior	A112A5.000	03/81 ⇒ 06/86
A 112 1.0 Abarth	A112A2.000	03/78 ⇒ 02/84
BETA 1600	828B.000	08/73 ⇒ 07/82
PRISMA 1.5	831A1.000	01/83 ⇒ 04/86

SEAT

FURA 0.9	100GL3000	01/82 ⇒ 06/86
MARBELLA 0.8	08NCA	08/86 ⇒ 12/93
MARBELLA 0.9	09NCA	01/87 ⇒ 12/93
MARBELLA 1.3 D	--	01/90 ⇒ 12/93
MARBELLA 1.4 D	--	01/90 ⇒ 12/93
RONDA 1.2	021A1000	08/83 ⇒ 05/85
TERRA 0.9	09NCA	02/87 ⇒ 12/96
TERRA 1.3 D	MN	03/90 ⇒ 12/94

SKODA

BETA 1.3	135, 135B	10/95 ⇒ 04/02
FAVORIT 1.3	135B, 781.135	08/91 ⇒ 06/97
FAVORIT 1.3 135	781.135, 135	10/90 ⇒ 09/94
FAVORIT 1.3 135 X, LX, GLX	1781.135E	01/90 ⇒ 09/94
FAVORIT 1.3 135L	781.135	05/89 ⇒ 09/94
FAVORIT 1.3 136	136L	10/90 ⇒ 09/94
FELICIA 1.3	135, 135	10/94 ⇒ 04/02
FELICIA 1.3 LX	135, 136I	08/95 ⇒ 03/98
FELICIA 1.3 LXI	136I, 128A.000	08/95 ⇒ 03/98
FELICIA 1.6	AEE	06/97 ⇒ 04/02
FELICIA 1.6 GLX	AEE	08/95 ⇒ 03/98
FELICIA 1.6 LX	AEE	08/95 ⇒ 03/98
FELICIA 1.9	AEF	08/96 ⇒ 11/00
FELICIA 1.9 D	AEF	10/95 ⇒ 04/02

VW

CADDY II 1.6	AEE	06/96 ⇒ 12/00
CADDY II 1.9 D	AEF	06/96 ⇒ 12/00

ZASTAVA

101 1.1	128A.000, AR30753	06/73 ⇒ 12/93
YUGO 0.9	9A	04/80 ⇒ 06/92

7.1001

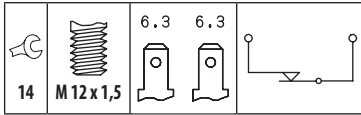


1

BRAKE/CLUTCH PEDAL SWITCHES

Adatt./Suitable:

ALFA ROMEO
510 642
60501195



ALFA ROMEO

33 II 1.2	AR30743	01/90 ⇒ 08/91
33 II 1.3	AR30732	09/91 ⇒ 10/94
33 II 1.4 4x4	AR30755	07/90 ⇒ 12/92
33 II 1.4 i.e.	AR30753, AR30747	06/91 ⇒ 09/94
33 II 1.4 i.e. 4x4	AR30755	07/90 ⇒ 09/94
33 II 1.5	AR30734	01/90 ⇒ 04/93
33 II 1.5 i.e.	AR30751	01/90 ⇒ 09/94
33 II 1.5 i.e.	AR30750	07/90 ⇒ 08/91
33 II 1.7 16V	AR30747, AR30746	01/90 ⇒ 09/94
33 II 1.7 16V 4x4	AR30746, AR30736	01/90 ⇒ 09/94
33 II 1.7 i.e.	AR30736, RTA	01/90 ⇒ 12/95
33 II 1.8 TD	VM96A	07/90 ⇒ 09/94
ALFASUD 1.2	AR30102	06/72 ⇒ 09/84

7.1003



3

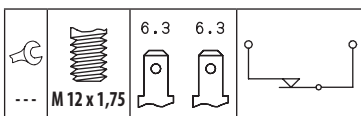
BRAKE/CLUTCH PEDAL SWITCHES

Adatt./Suitable:

FORD

1 478 163
1 572 591
6 088 639
71BB-13480-AC
71BB-13480-AD
EORZ-13480-A

MOTORCRAFT
SWE 1047B



FORD

CAPRI III 1.3	J1E	01/78 ⇒ 06/85
CORTINA 1300	KL13H	10/70 ⇒ 03/72
ESCORT III 1.8 D	RTA, RTA	07/88 ⇒ 07/90
ESCORT IV 1.8 D	RTA, TKA	01/89 ⇒ 07/90
FIESTA I 0.9	TKA, GLA	05/76 ⇒ 08/83
FIESTA I 1.1	GLA, RTA	05/76 ⇒ 08/83
FIESTA I 1.3	J3E	08/77 ⇒ 08/83
ORION I 1.8 D	RTA, 16N	01/89 ⇒ 07/90
TAUNUS 1.6	LCJ	07/79 ⇒ 07/82

7.1004

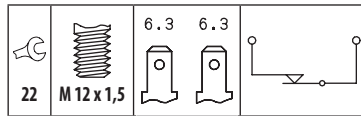


1

BRAKE/CLUTCH PEDAL SWITCHES

Adatt./Suitable:

OPEL
12 40 590
SAAB
85 77 702
85 77 736



OPEL

ASCONA C 1.3 N	13N	09/81 ⇒ 08/86
ASCONA C 1.6	16N, C16LZ	09/81 ⇒ 08/88
ASCONA C 1.6 i Cat	C16LZ, 18SE	09/86 ⇒ 08/88
ASCONA C 1.6 S	16SH	09/81 ⇒ 08/86
ASCONA C 1.8	18SE, C18NE	09/81 ⇒ 08/88
ASCONA C 1.8 E	C18NE, C12NZ	01/85 ⇒ 08/86
ASCONA C 1.8 i	18E	09/82 ⇒ 08/86
ASCONA C 2.0 i	20NE	09/86 ⇒ 08/88
ASCONA C 2.0 i Cat	C20NE	09/86 ⇒ 08/88
ASCONA C 2.0 i GT	20SEH	03/87 ⇒ 08/88
COMBO B 1.2	C12NZ, C14NZ	07/94 ⇒ 10/01
COMBO B 1.4	C14NZ, 17D(4EE1)	07/94 ⇒ 10/01
COMBO B 1.4 16V	X14XE	08/99 ⇒ 10/01
COMBO B 1.7 D	17D(4EE1), 12N	07/94 ⇒ 10/01
CORSA A 1.0	10S	09/82 ⇒ 03/93
CORSA A 1.2	12N, 12NC	09/82 ⇒ 08/90
CORSA A 1.2 i	C12NZ	09/89 ⇒ 03/93
CORSA A 1.2 N	12NC, 12S	01/85 ⇒ 03/93
CORSA A 1.2 S	12S, 13NB	09/82 ⇒ 03/93
CORSA A 1.3	13NB, C14NZ	09/85 ⇒ 10/89
CORSA A 1.3 GL	13S	09/82 ⇒ 03/93
CORSA A 1.3 i	C13N	09/86 ⇒ 09/90
CORSA A 1.3 S	13SB	09/82 ⇒ 10/89
CORSA A 1.4 i	C14NZ, C16NZ	01/85 ⇒ 03/93
CORSA A 1.4 S	14NV	09/89 ⇒ 03/93
CORSA A 1.4 Si	C14SE	09/91 ⇒ 03/93
CORSA A 1.5 D	15D(4EC1)	06/87 ⇒ 03/93
CORSA A 1.5 TD	15DT(T4EC1)	10/87 ⇒ 03/93
CORSA A 1.6 GSI	C16NZ, 12NZ	05/88 ⇒ 09/92
CORSA A 1.6 GSI Cat	C16SE	02/92 ⇒ 03/93
CORSA B 1.0 i 12V	X10XE	11/96 ⇒ 09/00
CORSA B 1.2 i	12NZ, C14NZ	03/93 ⇒ 09/00
CORSA B 1.2 i 16V	X12XE	03/98 ⇒ 09/00
CORSA B 1.4	C14SE	04/93 ⇒ 08/94
CORSA B 1.4 i	C14NZ, C14SEL	03/93 ⇒ 09/00
CORSA B 1.4 i 16V	C14SEL, 15D(4EC1)	09/94 ⇒ 12/02
CORSA B 1.4 Si	C14SE	03/93 ⇒ 09/00
CORSA B 1.5 D	15D(4EC1), 15DT(T4EC1)	03/93 ⇒ 05/97
CORSA B 1.5 TD	15DT(T4EC1), C16SEL	03/93 ⇒ 09/00
CORSA B 1.6 GSI 16V	C16XE	03/93 ⇒ 09/00
CORSA B 1.6 i 16V	C16SEL, 17D(4EE1)	09/94 ⇒ 09/00
CORSA B 1.7 D	17D(4EE1), 18SEH	02/96 ⇒ 12/02
KADETT B 1.1	11N	08/71 ⇒ 08/73
KADETT D 1.0	10N	09/79 ⇒ 08/82
MANTA B 1.3 N	13N	03/79 ⇒ 12/80
MANTA B 1.3 S	13S	08/81 ⇒ 08/86
MANTA B 1.6 S	16S	09/75 ⇒ 12/81
MANTA B 1.9 N	19N	08/76 ⇒ 12/81
MANTA B 2.0	20N	08/77 ⇒ 12/80
OMEGA A 1.8	18SEH, 20SE	09/86 ⇒ 03/94
OMEGA A 1.8 N	18NV	09/86 ⇒ 08/87
OMEGA A 1.8 S	18SV	09/86 ⇒ 03/94
OMEGA A 2.0	20SE, 30NE	09/86 ⇒ 04/94
OMEGA A 2.0 i	C20NE	09/86 ⇒ 04/94
OMEGA A 2.3 D	23YD	09/86 ⇒ 03/94
OMEGA A 2.3 TD Interc.	23DTR	08/88 ⇒ 03/94
OMEGA A 2.4 i	C24NE	09/88 ⇒ 03/94
OMEGA A 2.6 i	C26NE	09/90 ⇒ 03/94
OMEGA A 3.0	30NE, 30NE	03/87 ⇒ 03/94
OMEGA A 3.0 24V	C30SE	09/89 ⇒ 03/94

OPEL

OMEGA A 3.0 24V Omega 3000	C30SE	09/88 ⇒ 04/94
OMEGA A 3.0 Cat	C30NE	03/87 ⇒ 03/94
OMEGA A 3.6 24V Lotus	C36GET	08/90 ⇒ 09/92
OMEGA B 2.0	20SE	03/94 ⇒ 12/00
SENATOR B 2.5 i	25NE	09/90 ⇒ 09/93
SENATOR B 2.6 i	C26NE	09/90 ⇒ 09/93
SENATOR B 3.0	30NE, B202I	09/87 ⇒ 09/93
SENATOR B 3.0 24V	C30SE	09/89 ⇒ 09/93
SENATOR B 3.0 i Cat	C30NE	01/88 ⇒ 09/93

SAAB

900 I 2.0-16	B202I, B201	01/86 ⇒ 06/94
900 I 2.0 c	B201XC	09/79 ⇒ 12/88
900 I 2.0 i	B201, B202S	11/80 ⇒ 08/90
900 I 2.0 S Turbo-16	B202S, B201XL	07/91 ⇒ 06/94
900 I 2.0 Turbo	B201XL, B202L	01/86 ⇒ 12/91
900 I 2.0 Turbo-16	B202L, C12NZ	11/85 ⇒ 06/94
900 I 2.0 Turbo-16 S	B202XL	01/84 ⇒ 06/94
900 I 2.0 Turbo-16 S Cat	B202XL	01/89 ⇒ 12/93
900 I 2.1-16	B212I	08/90 ⇒ 06/94

VAUXHALL

COMBO B 1.2	C12NZ, C14NZ	07/94 ⇒ 10/01
COMBO B 1.4	C14NZ, 17D(4EE1)	07/94 ⇒ 10/01
COMBO B 1.4 16V	X14XE	08/99 ⇒ 10/01
COMBO B 1.7 D	17D(4EE1), C12NZ	07/94 ⇒ 10/01
CORSA B 1.0 i 12V	X10XE	11/96 ⇒ 09/00
CORSA B 1.2 i	C12NZ, C14NZ	03/93 ⇒ 09/00
CORSA B 1.2 i 16V	X12XE	03/98 ⇒ 09/00
CORSA B 1.4 i	C14NZ, 15DT(T4EC1)	03/93 ⇒ 09/00
CORSA B 1.4 i 16V	X14XE	09/94 ⇒ 09/00
CORSA B 1.4 i S	C14SE	03/93 ⇒ 09/00
CORSA B 1.5 TD	15DT(T4EC1), 17D(4EE1)	03/93 ⇒ 10/96
CORSA B 1.6 GSI 16V	C16XE	03/93 ⇒ 09/00
CORSA B 1.6 i 16V	X16XE	09/94 ⇒ 09/00
CORSA B 1.7 D	17D(4EE1), 17D(4EE1)	02/96 ⇒ 09/00
CORSAVAN I 1.4 i	C14NZ	01/94 ⇒ 09/00
CORSAVAN I 1.7 D	17D(4EE1), F8A	01/94 ⇒ 09/00
OMEGA B 2.0	20SE	09/95 ⇒ 09/96

7.1006



3

BRAKE/CLUTCH PEDAL SWITCHES

Adatt./Suitable:

FORD

D27Z-13480-A

GENERAL MOTORS

96 052 137

HOLDEN

3774066010

MARUTI

37740-66010

MAZDA

0 233 66 790

0 727 67 210

MITSUBISHI

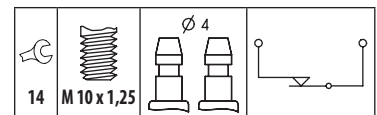
MB-113078

MT-138890

SUZUKI

37740-66010

37740-66010-000



HOLDEN

BARINA 1.3	G13A	08/86 ⇒ 12/89
BARINA 1.3 GL	G13A	02/85 ⇒ 08/86
DROVER QB 1.3	G13A	02/85 ⇒ 12/87
SCURRY_NB 1.0	F10A	10/85 ⇒ 05/86

MARUTI

800 0.8	F8B	01/91 ⇒ 12/06
---------	-----	---------------

MITSUBISHI

L 300 2.5 TD	4D56T	11/94 ⇒ 04/00
VALLEY 2.0	4G63-T	09/92 ⇒ 10/94
VALLEY 2.4 i	4G64	09/92 ⇒ 10/94
VALLEY 2.5 TD	4D56(12V)	09/92 ⇒ 10/94

SUZUKI		
SA413 1.3	--	01/84 ⇒
ALTO I 0.8	F8A, F10A	06/82 ⇒ 08/84
SJ 410 1.0	F10A	09/81 ⇒ 07/91
SK410	--	01/86 ⇒
SUPER CARRY 1.0	F10A, G10	10/85 ⇒ 03/99
SWIFT I / II 1.0	G10, KFY(TU3FJ2)	10/83 ⇒ 03/89
SWIFT I / II / III 1.0	G10A	03/89 ⇒ 05/01
SWIFT I / II / III 1.0 i	G10A	03/89 ⇒ 12/91

7.1007



1

BRAKE/CLUTCH PEDAL SWITCHES

Adatt./Suitable:

CITROËN

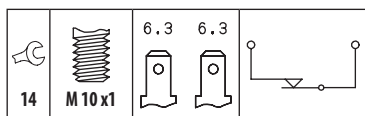
4534 02
79 100 339 31

PEUGEOT

4534.02

TALBOT

7910 03 3931



CITROËN

AX 1.3 Sport	M4A	04/87 ⇒ 12/88
AX 1.4 GTi	KFY(TU3FJ2), C1A	06/91 ⇒ 12/96
AX 10	C1A, H1A	07/86 ⇒ 12/98
AX 10 E	C3A	12/86 ⇒ 12/88
AX 11	H1A, K1A(TU3)	09/86 ⇒ 12/97
AX 11 4x4	H1A	06/91 ⇒ 07/92
AX 11 Cat	HAZ(TU1CP)	09/88 ⇒ 12/89
AX 14	K1A(TU3), KD4	09/86 ⇒ 04/97
AX 14 4x4	KD4, K9A(TUD3)	06/91 ⇒ 12/96
AX 14 D	K9A(TUD3), VJY(TUD5)	09/88 ⇒ 12/97
AX 14 GT	KDZ(TU3M/Z)	01/89 ⇒ 12/91
AX 15 D	VJY(TUD5), 109LA	08/94 ⇒ 12/97
BX 1.1	109LA, 150C	04/86 ⇒ 06/91
BX 1.4	150C, 150B(XY8)	07/86 ⇒ 12/94
BX 1.4 E	150B(XY8), 182A	09/82 ⇒ 12/94
BX 1.6	182A, 159B	01/87 ⇒ 12/94
BX 1.9	159B, 164	05/85 ⇒ 12/94
BX 1.9 D	164, D6D	01/87 ⇒ 12/94
BX 1.9 GTi	D6D, 159K	01/87 ⇒ 01/92
BX 1.9 GTi 16V	159K, 150C	01/87 ⇒ 12/94
BX 14	150C, 150A	01/86 ⇒ 02/93
BX 14 E	150A, B1E(XU51C)	10/82 ⇒ 02/93
BX 15	B1E(XU51C), 171A	01/87 ⇒ 05/92
BX 16	171A, BDY(XU5M)	10/82 ⇒ 12/94
BX 16 E	BDY(XU5M), 159A	05/89 ⇒ 02/93
BX 18 D	161A(XUD7)	10/85 ⇒ 09/93
BX 19	159A, 162(XUD9)	09/84 ⇒ 12/94
BX 19 4x4	DDZ(XU9M)	10/90 ⇒ 05/91
BX 19 Cat	DFZ(XU9J1)	07/86 ⇒ 12/94
BX 19 D	162(XUD9), D6A(XU9J2)	09/83 ⇒ 12/94
BX 19 E	DDZ(XU9M)	06/88 ⇒ 02/93
BX 19 E 4x4	D2F	04/89 ⇒ 02/93
BX 19 GTi	D6A(XU9J2), D6C(XU9J4)	07/86 ⇒ 02/93
BX 19 GTi 16V	D6C(XU9J4), A8A(XUD7TE)	09/87 ⇒ 02/93
BX 19 GTi 4x4	DKZ(XU9JA)	06/88 ⇒ 02/93
BX TRD Turbo	A8A(XUD7TE), C1A	03/88 ⇒ 12/94
C15 1.0	C1A, H1A	10/84 ⇒ 12/97
C15 1.1	H1A, HDZ(TU1M)	08/88 ⇒ 07/96
C15 1.1 i	HDZ(TU1M), K1A	07/88 ⇒ 12/96
C15 1.4	K1A, K1F	07/87 ⇒ 12/96
C15 1.4 E	K1F, KDY(TU3FM)	07/86 ⇒ 12/96
C15 1.4 i	KDY(TU3FM), 108C(XV8)	05/91 ⇒ 12/96

PEUGEOT

104 0.9	108(XV5)	10/79 ⇒ 10/83
104 1.0	108C(XV8)	09/83 ⇒ 06/88
205 I 1.0	108C(XV8), J2	02/83 ⇒ 12/90
205 I 1.3	G1A	02/84 ⇒ 10/87
205 I 1.4	J2, B1A(XU51C)	01/83 ⇒ 12/90

PEUGEOT

205 I 1.5	Y2/K	02/84 ⇒ 10/87
205 I 1.6	B1A(XU51C), 180A(XU5J)	08/86 ⇒ 10/87
205 I 1.6 GTI	180A(XU5J), D6B(XU9JA)	01/83 ⇒ 12/90
205 I 1.7 Diesel	161A(XUD7)	08/83 ⇒ 10/87
205 I 1.9 GTI	D6B(XU9JA), CDZ(TU9M)	10/86 ⇒ 10/87
205 II 1.0	CDZ(TU9M), 109N(XW7)	10/87 ⇒ 09/98
205 II 1.1	109N(XW7), G1A	10/87 ⇒ 09/98
205 II 1.1 CJ	HDZ(TU1M)	10/89 ⇒ 12/94
205 II 1.1 XA	E1	07/87 ⇒ 10/88
205 II 1.2	F1	01/87 ⇒ 12/90
205 II 1.3	G1A, 150(XY6B)	08/90 ⇒ 12/94
205 II 1.3 Rallye	TU24	10/87 ⇒ 10/90
205 II 1.4	150(XY6B), K1D(TU3A)	01/87 ⇒ 09/98
205 II 1.4 Cat	KAY(TU3CP)	08/87 ⇒ 09/93
205 II 1.4 CJ	K1D(TU3A), B1A(XU51C)	03/89 ⇒ 12/94
205 II 1.4 CJ Cat	KAY(TU3CP)	01/89 ⇒ 09/93
205 II 1.6	B1A(XU51C), 180A(XU5J)	10/87 ⇒ 09/98
205 II 1.6 CTI	180A(XU5J), 180A(XU5J)	04/86 ⇒ 10/90
205 II 1.6 GTI	180A(XU5J), D6B(XU9JA)	10/87 ⇒ 12/94
205 II 1.6 i	BDZ(XU5M)	01/91 ⇒ 12/94
205 II 1.7 Diesel	161A(XUD7)	07/87 ⇒ 09/98
205 II 1.8 TD	A8B(XUD7TE)	01/90 ⇒ 09/98
205 II 1.9 CTI	DFZ(XU9J1)	10/87 ⇒ 12/94
205 II 1.9 Diesel	DJZ(XUD9Y)	10/87 ⇒ 09/98
205 II 1.9 GTI	D6B(XU9JA), G1A	10/87 ⇒ 09/98
205 II 1.9 GTI Cat	DFZ(XU9J1)	10/87 ⇒ 07/94
305 1.5	117(XR55)	05/80 ⇒ 09/82
305 1.5 Diesel	149(XID)	11/77 ⇒ 09/82
305 1.9 D	D9A(XUD9)	10/82 ⇒ 07/88
305 1.9 Diesel	D9A(XUD9)	10/82 ⇒ 12/88
309 I 1.1	E1	10/85 ⇒ 07/89
309 I 1.3	G1A, K1D(TU3A)	10/85 ⇒ 08/89
309 I 1.3 XL	--	09/86 ⇒ 08/89
309 I 1.4	K1D(TU3A), --	08/88 ⇒ 08/89
309 I 1.5	Y2/K	06/87 ⇒ 12/89
309 I 1.6	--, D2B(XU9S)	10/85 ⇒ 07/89
309 I 1.6 Cat	BAZ(XU5CP)	09/86 ⇒ 12/89
309 I 1.9	D2B(XU9S), 162(XUD9)	10/85 ⇒ 07/89
309 I 1.9 D	162(XUD9), H1B(TU1)	06/86 ⇒ 07/89
309 I 1.9 GTI	D6B(XU9JA)	10/86 ⇒ 07/89
309 II 1.1	H1B(TU1), KDZ(TU3M)	09/89 ⇒ 12/93
309 II 1.4	KDZ(TU3M), B2A(XU52C/K)	07/89 ⇒ 12/93
309 II 1.6	B2A(XU52C/K), DDZ(XU9M)	07/89 ⇒ 12/93
309 II 1.6 GTi	--	09/89 ⇒ 10/93
309 II 1.8 Diesel	161A(XUD7)	07/89 ⇒ 12/93
309 II 1.8 TD	A8B(XUD7TE)	08/89 ⇒ 12/93
309 II 1.9	DDZ(XU9M), XM7	07/89 ⇒ 12/93
309 II 1.9 Diesel	162(XUD9)	07/89 ⇒ 12/93
309 II 1.9 GTI	DKZ(XU9JAZ)	07/89 ⇒ 12/93
309 II 1.9 GTI 16V	D6C(XU9J4)	08/89 ⇒ 07/90
504 1.8	XM7, 105(XM7)	01/71 ⇒ 06/83
504 2.3 D	134(XD2)	07/75 ⇒ 10/99
505 1.8	105(XM7), 851(ZDJ)	06/81 ⇒ 10/86
505 2.0	106E(XN1A)	09/85 ⇒ 09/95
505 2.0 TI,STI	829(ZEJ)	08/79 ⇒ 10/86
505 2.1 i	XN9T	01/83 ⇒ 12/88
505 2.2	851(ZDJ), 155(XD3)	05/81 ⇒ 12/93
505 2.2 GTI	851B(ZDJL)	08/83 ⇒ 12/93
505 2.3 Diesel	147(XD25)	04/82 ⇒ 06/86
505 2.3 Turbo Diesel	147(XD25)	09/80 ⇒ 06/86
505 2.5 Diesel	155(XD3), 847720	06/81 ⇒ 12/93
505 2.5 Turbo Diesel	XD3T	10/83 ⇒ 12/90
604 2.0 i	XN6	01/85 ⇒ 12/86
604 2.5 TD	152A(XD3T)	08/83 ⇒ 12/86
604 2.7 SL	112(ZM)	08/77 ⇒ 05/83
604 2.7 TI,STI	140(ZMJ)	08/77 ⇒ 05/83

TALBOT

SAMBA 1.1	XW7	01/81 ⇒ 06/86
-----------	-----	---------------

7.1008



1

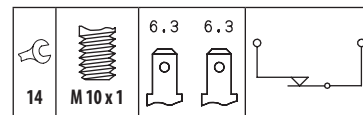

BRAKE/CLUTCH PEDAL SWITCHES

Adatt./Suitable:

CHRYSLER

T0562527

RENAULT

77 00 511 899
77 00 544 807
77 00 562 527
77 01 348 722

DACIA

1210 1.2	--	01/69 ⇒
1310 1.3	810-02/-99	05/83 ⇒ 07/04
ARO 10	--	01/72 ⇒ 12/80

RENAULT

4.0.8	800705	10/83 ⇒ 10/88
4.1.1	688712, KFY(TU3FJ2)	02/78 ⇒ 06/90
5.1.3	810719	06/79 ⇒ 09/84
5.1.4	840730	09/80 ⇒ 03/85
5.1.4 Alpine A5	840725	09/77 ⇒ 09/81
5.1.4 Alpine Turbo	840726	10/81 ⇒ 01/85
5.1.4 Turbo	840730	06/80 ⇒ 01/85
18 1.4	847720, A6M725	04/78 ⇒ 07/86
18 1.6 TS	A6M725, 829700	05/82 ⇒ 07/86
18 2.0	J6R716	05/82 ⇒ 07/86
20 2.0	829700, 688712	10/77 ⇒ 12/83

7.1009



1

BRAKE/CLUTCH PEDAL SWITCHES

Adatt./Suitable:

CITROËN

4534.13
79 100 175 66
91 500 881
96 001 647
96 005 949

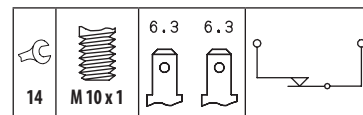

PEUGEOT

4534.04

4534.13

TALBOT

9150 08 8180



CITROËN

AX 1.3 Sport	M4A	04/87 ⇒ 12/88
AX 1.4 GTi	KFY(TU3FJ2), C1A	06/91 ⇒ 12/96
AX 10	C1A, H1A	07/86 ⇒ 12/98
AX 10 E	C3A	12/86 ⇒ 12/88
AX 11	H1A, K1A(TU3)	09/86 ⇒ 12/97
AX 11 4x4	H1A	06/91 ⇒ 07/92
AX 11 Cat	HAZ(TU1CP)	09/88 ⇒ 12/89
AX 14	K1A(TU3), KD4	09/86 ⇒ 04/97
AX 14 4x4	KD4, K9A(TUD3)	06/91 ⇒ 12/96
AX 14 D	K9A(TUD3), VJY(TUD5)	09/88 ⇒ 12/97
AX 15 D	VJY(TUD5), CDZ(TU9M)	08/94 ⇒ 12/97
SAXO 1.0 X	CDZ(TU9M), HDZ(TU1M)	05/96 ⇒ 11/98

CITROËN			
SAXO 1.1 X,SX	HDZ(TU1M), KFW(TU3JP)	05/96 ⇒	09/03
SAXO 1.4 VTS	KFW(TU3JP), TUD5B	05/96 ⇒	06/03
SAXO 1.5 D	TUD5B, NFT(TU5JP)	09/00 ⇒	09/03
SAXO 1.6	NFT(TU5JP), NFT(TU5JP)	02/01 ⇒	04/04
SAXO 1.6 VTL,VTR	NFZ(TU5JP)	05/96 ⇒	06/03
SAXO 1.6 VTR	NFX(TU5JP4)	05/96 ⇒	07/99
SAXO 1.6 VTS	NFT(TU5JP), CDY(TU9M)	09/00 ⇒	09/03

PEUGEOT			
106 I 1.0	CDY(TU9M), H1B(TU1)	09/91 ⇒	03/01
106 I 1.1	H1B(TU1), KSA(TU3)	08/91 ⇒	04/96
106 I 1.3	TU2J2	10/93 ⇒	04/96
106 I 1.4	KSA(TU3), TU3FJ	08/91 ⇒	04/96
106 I 1.4 D	K9Y(TUD3Y)	09/92 ⇒	04/96
106 I 1.4 i	TU3FJ, TUD5	01/91 ⇒	12/96
106 I 1.4 i XSI	TU3J	09/91 ⇒	03/96
106 I 1.5 D	TUD5, NFY(TU5J2)	06/94 ⇒	03/01
106 I 1.6	NFY(TU5J2), CDY(TU9M)	06/93 ⇒	04/96
106 II 1.0 i	CDY(TU9M), HDY(TU1M)	05/96 ⇒	10/99
106 II 1.1	H1B(TU1)	04/96 ⇒	
106 II 1.1 BiFuel	TU1M+	04/96 ⇒	03/01
106 II 1.1 i	HDY(TU1M), KFW(TU3JP)	05/96 ⇒	07/04
106 II 1.4 i	KFW(TU3JP), TUD5	05/96 ⇒	07/04
106 II 1.5 D	TUD5, NFW(TU5J2)	05/96 ⇒	07/04
106 II 1.6 i	NFW(TU5J2), NFX(TU5J4)	05/96 ⇒	10/99
106 II 1.6 S16	NFX(TU5J4), 108C(XV8)	05/96 ⇒	07/04
205 I 1.0	108C(XV8), J2	02/83 ⇒	12/90
205 I 1.3	G1A	02/84 ⇒	10/87
205 I 1.4	J2, B1A(XU51C)	01/83 ⇒	12/90
205 I 1.5	Y2/K	02/84 ⇒	10/87
205 I 1.6	B1A(XU51C), 180A(XU5J)	08/86 ⇒	10/87
205 I 1.6 GTI	180A(XU5J), D6B(XU9JA)	01/83 ⇒	12/90
205 I 1.7 Diesel	161A(XUD7)	08/83 ⇒	10/87
205 I 1.9 GTI	D6B(XU9JA), 109N(XW7)	10/86 ⇒	10/87
205 II 1.0	TU9	10/87 ⇒	09/98
205 II 1.1	109N(XW7), 150(XY6B)	10/87 ⇒	07/92
205 II 1.1 CJ	HDZ(TU1M)	10/89 ⇒	12/94
205 II 1.1 XA	E1	07/87 ⇒	10/88
205 II 1.2	F1	01/87 ⇒	12/90
205 II 1.3 Rallye	TU24	10/87 ⇒	10/90
205 II 1.4	150(XY6B), B1A(XU51C)	01/87 ⇒	09/98
205 II 1.4 Cat	KAY(TU3CP)	08/87 ⇒	09/93
205 II 1.4 CJ	KDY(TU3M)	05/91 ⇒	12/94
205 II 1.4 CJ Cat	KAY(TU3CP)	01/89 ⇒	09/93
205 II 1.6	B1A(XU51C), 180A(XU5J)	10/87 ⇒	09/98
205 II 1.6 CTI	180A(XU5J), 180A(XU5J)	04/86 ⇒	10/90
205 II 1.6 GTI	180A(XU5J), A06/635	10/87 ⇒	12/89
205 II 1.9 Diesel	DJZ(XUD9Y)	10/87 ⇒	09/98
205 II 1.9 GTI	DKZ(XU9JAZ)	10/87 ⇒	10/94
305 1.5	117(XR55)	05/80 ⇒	09/82
305 1.5 Diesel	149(XID)	11/77 ⇒	09/82
305 1.9 D	D9A(XUD9)	10/82 ⇒	07/88
305 1.9 Diesel	D9A(XUD9)	10/82 ⇒	12/88

7.1010



BRAKE/CLUTCH PEDAL SWITCHES

Adatt./Suitable:

CITROËN

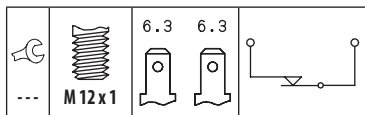

54 224 83

95 494 332

VOLVO

3292319

3292319-5



CITROËN			
2 CV 6	A06/635, B13	02/70 ⇒	10/85
ACADIANE 6	M28(AM2)	08/78 ⇒	10/88
CX I 2000	829A5	06/79 ⇒	08/85
CX I 2500 D	M25-629	02/78 ⇒	08/85

CITROËN			
DYANE 4	A79/1(AVAZ)	04/68 ⇒	07/75
GS A 1.3	G13/625	07/78 ⇒	07/86
MEHARI 0.6	M28/1(AK2)	05/68 ⇒	10/79

VOLVO			
340-360 1.3	B13, B14.3E	08/88 ⇒	12/90
340-360 1.4	B14.3E, B200E	08/82 ⇒	07/91
340-360 1.6 Diesel	D16	08/84 ⇒	07/91
340-360 1.7	B172K	08/85 ⇒	07/91
340-360 2.0	B200E, Z7U730	08/84 ⇒	07/90

7.1012



BRAKE/CLUTCH PEDAL SWITCHES

Adatt./Suitable:

GENERAL MOTORS

09109724

OPEL

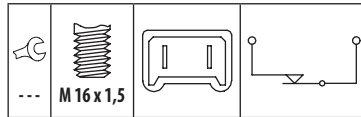
44 01 724

RENAULT

77 00 700 414

77 00 732 503

77 01 349 273



ALPINE			
V6 2.5 TURBO	ZU730, C1E715	01/88 ⇒	12/90
V6 2.9 GT	Z6W	01/85 ⇒	12/90

OPEL			
ARENA 1.9 D	F8Q606	03/98 ⇒	08/01

RENAULT			
4 0.8	800705	10/83 ⇒	10/88
4 1.1	688712, C1G700	02/78 ⇒	06/90
9 1.1	C1E715	09/81 ⇒	05/87
9 1.2	C1G700, C2J720	09/85 ⇒	12/88
9 1.4	C2J720, F8M700	09/85 ⇒	12/88
9 1.6 D	F8M700, C1J	10/82 ⇒	12/88
11 1.1	C1E715, C1G700	03/83 ⇒	06/86
11 1.2	C1G700, C2J720	10/84 ⇒	12/88
11 1.4	C2J720, F8M700	03/83 ⇒	12/88
11 1.6 D	F8M700, C2J770	08/83 ⇒	12/88
14 1.4	150	09/79 ⇒	06/83
21 1.4	C2J770, F2N710	06/88 ⇒	12/95
21 1.6	C2L	01/87 ⇒	12/94
21 1.7	F2N710, F2R702	03/86 ⇒	12/95
21 1.7 Cat	F3N726	05/88 ⇒	06/93
21 1.9 D	F8Q710	03/86 ⇒	08/94
21 2.0	F2R702, J7R740	03/86 ⇒	06/94
21 2.0 4x4	J7R740, J7R752	03/89 ⇒	02/94
21 2.0 Turbo	J7R752, J7R752	04/87 ⇒	10/92
21 2.0 Turbo 4x4	J7R752, J7R740	08/89 ⇒	10/93
21 2.0 TXi	J7R740, J8S704	07/89 ⇒	05/93
21 2.1 D	J8S704, J8S604	03/86 ⇒	09/95
21 2.1 D 4x4	J8S704	10/88 ⇒	05/92
21 2.1 TD	J8S704	04/86 ⇒	06/89
21 2.1 Turbo-D	J8S604, J6T790	03/86 ⇒	06/94
21 2.2	J6T790, J7T754	03/86 ⇒	12/95
21 2.2 4x4	J7T754, J6R706	06/86 ⇒	06/94
25 2.0	J6R706, J7R720	04/84 ⇒	12/93
25 2.0 12V	J7R720, J8S706	06/88 ⇒	12/93
25 2.1 Diesel	J8S706, J8S708	04/84 ⇒	12/92
25 2.1 Turbo-D FWD	J8S708, J7T706	04/84 ⇒	12/92
25 2.2	J7T706, Z7V708	04/84 ⇒	12/92
25 2.4 V6 Turbo	Z7U702	10/84 ⇒	05/90
25 2.5 V6 Turbo	Z7U700	01/90 ⇒	12/92
25 2.7 V6 Injection	Z7V708, Z7W700	04/84 ⇒	08/89
25 2.8 V6	Z7W700, Z7W702	06/87 ⇒	02/90
25 2.8 V6 Injection	Z7W702, 688712	06/86 ⇒	12/92
EXPRESS 1.1	C1E	01/85 ⇒	10/90
EXPRESS 1.2	C1G	01/85 ⇒	10/90
EXPRESS 1.4	C1J, C1E750	01/85 ⇒	10/90
EXPRESS 1.4i	C3G/C3J	01/85 ⇒	10/90
EXPRESS 1.6 D	F8M	01/85 ⇒	10/90

RENAULT			
EXPRESS 1.9 D	F8Q	01/85 ⇒	10/90
EXPRESS 955	C1C	01/85 ⇒	10/90
SUPER 5 1.0	C1C700	10/84 ⇒	10/88
SUPER 5 1.1	C1E750, C1G702	10/84 ⇒	12/96
SUPER 5 1.2	C1G702, C1J768	01/87 ⇒	12/96
SUPER 5 1.4	C1J768, C3J700	10/84 ⇒	08/90
SUPER 5 1.4 Cat	C3J700, C1J782	10/85 ⇒	12/96
SUPER 5 1.4 Turbo	C1J782, F8M720	04/85 ⇒	08/90
SUPER 5 1.6 D	F8M720, F2N740	10/84 ⇒	12/96
SUPER 5 1.7	F2N740, M10B18(184VC)	10/86 ⇒	03/95
SUPER 5 1.7 i	F3N702	10/86 ⇒	08/91

VAUXHALL			
ARENA 1.9 D	F8Q606	03/98 ⇒	08/01

7.1014



BRAKE/CLUTCH PEDAL SWITCHES

Adatt./Suitable:

BMW

13 68 7 86

61 31 1 350 645

61 31 1 368 786

61 31 1 379 830

MERCEDES-BENZ

A 000 545 53 09

A 000 545 68 09

SAAB

73 34 642

VOLVO

3544691

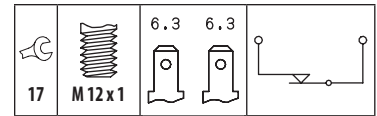
3544691-3

679364

679364-0

VW

481 945 515



BMW			
3 1315	M10B16(164VB)	03/81 ⇒	03/84
3 1316	M10B18(184VC), M10B18(184EA)	09/82 ⇒	12/90
3 1318 i	M10B18(184EA), M20B20	09/82 ⇒	08/88
3 1320 i	M20B20, M20B23(236EC)	09/82 ⇒	10/93
3 1323 i	M20B23(236EC), M20B27(276KA)	09/82 ⇒	08/86
3 1325 e 2.7	M20B27(276KA), M20B25(256E1)	10/83 ⇒	12/88
3 1325 i	M20B25(256E1), M20B25(256E1)	09/83 ⇒	10/93
3 1325 i X	M20B25(256E1), S14B23(234EA)	03/86 ⇒	10/93
3 13 M3 2.3	S14B23(234EA), M10B18(184VC)	07/85 ⇒	06/91
3 13 M3 EVO 1.2.3	S14B23(234EA)	10/88 ⇒	10/90
5 1518	M10B18(184VB)	07/74 ⇒	05/81
5 1 M535 i	M30B35(Motronic, 9.3:1)	04/80 ⇒	05/81
5 1518	M10B18(184VC), M20B20(206EA)	06/81 ⇒	08/84
5 1518 i	M10B18(184EB)	05/81 ⇒	12/87
5 1518 i	M20B20(206EA), M20B27(276EA)	06/81 ⇒	12/87
5 1518 i	M20B27(276EA)	03/86 ⇒	12/87
5 1518 i	M21D24(246TA)	09/83 ⇒	12/87
5 1518 i	M20B27(276EA), M30B34(346KA)	09/81 ⇒	12/87
5 1518 i	M30B25(256EA)	06/81 ⇒	12/87
5 1518 i	M30B28(286EA)	06/81 ⇒	12/87
5 1518 i	--	01/84 ⇒	12/88
5 1518 i	M30B34(346EC)	01/85 ⇒	12/87
5 1518 i	M30B34(346KA), M20B20(206KA)	01/85 ⇒	12/87
5 1518 i	S38B35(356ED)	08/85 ⇒	12/87
5 1518 i	M20B20(206KA), M50B20(206S1)	01/88 ⇒	01/97
5 1518 i 24V	M50B20(206S1), M30B32	09/89 ⇒	09/95
5 1518 i	M21D24(246TB)	03/88 ⇒	09/95
6 1628 CSI	M30B28	09/79 ⇒	08/87
6 1633 CSI	M30B32, M30B32	10/75 ⇒	08/84
6 1635 CSI	M30B35(Motronic, 9.3:1)	06/78 ⇒	04/82
7 1728 i	M30B28	09/77 ⇒	08/86
7 1730	M30B30	05/77 ⇒	08/79

BMW			
71733 i	M30B32, M30B30(306EA)	05/77	⇒ 08/86
71735 i	M30B35(Motronic)	04/85	⇒ 08/86
71730 i,jL	M30B30(306EA), M30B34(346KB)	12/86	⇒ 09/94
71735 i,jL	M30B34(346KB), OM616.937	09/86	⇒ 09/92
71750 i,jL V12	M70B50(S012A)	09/87	⇒ 09/94

MERCEDES-BENZ

T1 207 D 2.4	OM616.937, OM601.940	06/82	⇒ 01/90
T1 208 D 2.3	OM601.940, M102.942	10/88	⇒ 02/96
T1 209 D 2.9	OM617.913	12/82	⇒ 01/90
T1 210 2.3	M102.942, OM601.940	04/77	⇒ 02/96
T1 210 D 2.8	OM602.940	10/88	⇒ 02/96
T1 210 D 2.9	OM602.940	11/88	⇒ 02/96
T1 307 D 2.4	OM616.939	06/82	⇒ 01/90
T1 308 D 2.3	OM601.940, M102.942	11/88	⇒ 02/96
T1 309 D 3.0	OM617.913	10/82	⇒ 01/90
T1 310 2.3	M102.942, OM602.940	08/82	⇒ 02/96
T1 310 D 2.9	OM602.940, OM616.913	06/89	⇒ 02/96
T1 407 D 2.4	OM616.913, M102.942	07/81	⇒ 01/89
T1 408 D 2.3	OM601.940	11/88	⇒ 06/95
T1 409 D 3.0	OM617.913	04/82	⇒ 01/89
T1 410 2.3	M102.942, B19ET	08/82	⇒ 06/95
T1 410 D 2.9	OM602.940	11/88	⇒ 06/95

VOLVO

240 1.8	B17A	11/78	⇒ 07/85
240 2.0	B19ET, B21ET	08/74	⇒ 12/93
240 2.1 Turbo	B21ET, B230A	08/80	⇒ 07/85
240 2.3	B230A, D24	08/83	⇒ 08/93
240 2.3 Cat	B230F	08/91	⇒ 07/92
240 2.3 i Cat	B230F	08/86	⇒ 07/93
240 2.4 Diesel	D24, B200E	08/78	⇒ 08/93
240 2.8	B28E	10/80	⇒ 09/84
260 2.8	B28E	08/80	⇒ 07/85
740 2.0	B200E, B204FT	01/85	⇒ 08/92
740 2.0 16V	B204E	09/87	⇒ 08/90
740 2.0 16V Turbo	B204FT, B200ET	08/89	⇒ 07/90
740 2.0 GLE	B204E	09/87	⇒ 08/90
740 2.0 Turbo	B200ET, B230A	09/87	⇒ 08/91
740 2.3	B230A, B230ET	08/84	⇒ 12/92
740 2.3 GL	B230E	08/84	⇒ 08/87
740 2.3 Turbo	B230ET, D24T	08/85	⇒ 08/91
740 2.4 Diesel	D24	08/84	⇒ 07/92
740 2.4 TD	D24T, B230ET	08/85	⇒ 12/90
740 2.4 TD Interc.	D24TIC	08/86	⇒ 07/88
740 2.4 Turbo-Diesel	D24T	09/85	⇒ 07/92
760 2.3	B230ET, B23ET	08/84	⇒ 07/92
760 2.3 Turbo	B23ET, B28A	08/82	⇒ 08/90
760 2.4 TD Interc.	D24TIC	08/87	⇒ 07/92
760 2.4 Turbo Diesel	D24T	08/82	⇒ 07/87
760 2.8	B28A, B280E	08/81	⇒ 08/91
780 2.0i	B204GT	01/87	⇒ 12/90
780 2.0i Turbo	B200ET	01/87	⇒ 12/90
780 2.4 D	D24TIC	04/86	⇒ 12/90
780 2.9	B280E, B5202S	08/86	⇒ 07/90
850 2.0	B5202S, B5204FT	06/91	⇒ 12/96
850 2.0 10V	B5202FS	08/94	⇒ 12/97
850 2.0 Turbo	B5204FT, B5252	02/93	⇒ 10/97
850 2.3	B5234FS	01/96	⇒ 10/96
850 2.3 T5	B5234FT	02/93	⇒ 12/96
850 2.3 T5 R	B5234T2	04/96	⇒ 10/96
850 2.3 T5-R	B5234T4	08/95	⇒ 12/96
850 2.3 Turbo R	B5234T5	06/95	⇒ 10/97
850 2.4	B5252, B5252FS	06/91	⇒ 12/96
850 2.4 AWD	B5254T	04/96	⇒ 12/96
850 2.4 GLE	B5254T	09/93	⇒ 10/97
850 2.5 10V	B5252FS, B200E	06/91	⇒ 12/97
850 2.5 20V	B5254FS	08/91	⇒ 12/97
850 2.5 TDI	D5252T	08/95	⇒ 12/96
940 I 2.0	B200E, B230E	08/90	⇒ 07/94
940 I 2.0 GL	B204E	09/90	⇒ 04/92
940 I 2.0 Turbo	B200FT	01/91	⇒ 07/95
940 I 2.3	B230E, B230FT	08/90	⇒ 07/95
940 I 2.3 16V	B234G	08/90	⇒ 07/92
940 I 2.3 Turbo	B230FT, B230FT	08/90	⇒ 07/94
940 I 2.4 D	D24	08/90	⇒ 07/95
940 I 2.4 TD Intercooler	D24TIC	08/90	⇒ 12/94
940 I 2.4 Turbo Diesel	D24T	08/90	⇒ 12/94
940 II 2.3	B230FD	08/94	⇒ 07/95
940 II 2.3 Turbo	B230FT, B280E	08/94	⇒ 12/98
940 II 2.4 TD Interc.	D24TIC	08/94	⇒ 10/98
960 I 2.0	B204FT	08/90	⇒ 09/93
960 I 2.3	B230GT	08/90	⇒ 07/94
960 I 2.3 Turbo	B230FT	09/90	⇒ 08/93
960 I 2.4 TD Interc.	D24TIC	09/91	⇒ 07/94
960 I 2.8 GL	B280E, B6304F	09/90	⇒ 05/92
960 I 2.9	B6304F, B6304FS	08/90	⇒ 07/94
960 II 2.9	B6304FS, DR	08/94	⇒ 08/97

7.1015

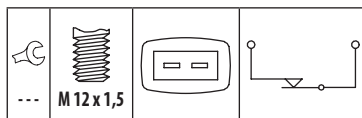


3

BRAKE/CLUTCH PEDAL SWITCHES

Adatt./Suitable:

VW
811 945 513
857 945 515
857 945 515 A



AUDI

100 III 1.8	DR, 4B	08/82	⇒ 07/90
100 III 1.8 Cat	4B, 4B	03/85	⇒ 11/90
100 III 1.8 Cat quattro	4B, JW	08/85	⇒ 11/90
100 III 1.8 quattro	JW, KP	10/84	⇒ 07/90
100 III 1.9	WH	08/82	⇒ 07/84
100 III 2.0	KP, KF	08/84	⇒ 12/87
100 III 2.0 D	CN	08/82	⇒ 11/90
100 III 2.0 D Turbo	DE	08/82	⇒ 02/88
100 III 2.0 E	KP	01/85	⇒ 12/87
100 III 2.0 TD	DE	03/83	⇒ 10/87
100 III 2.1	WC	08/82	⇒ 07/84
100 III 2.2	KF, JB-DET	08/82	⇒ 12/88
100 III 2.2 E quattro	PX	08/85	⇒ 07/86
100 III 2.2 E Turbo quattro	KU	08/86	⇒ 11/90
100 III 2.2 quattro	MC	08/84	⇒ 12/88
100 III 2.2 Turbo	MC	08/86	⇒ 11/90
100 III 2.2 Turbo quattro	MC	08/86	⇒ 11/90
100 III 2.3	NF	08/86	⇒ 11/90
100 III 2.3 E	NF	10/86	⇒ 11/90
100 III 2.3 E quattro	NF	08/86	⇒ 11/90

7.1017



1

BRAKE/CLUTCH PEDAL SWITCHES

Adatt./Suitable:

DAIHATSU
84340-8740
84340-87401-000

FORD

UH71 66490

GENERAL MOTORS

94 840 335
94 849 185
94 851 307

HOLDEN

8434030030
8434030040

KIA

OB001 66490B
OB001-66-490C
KKY01-66-490
MB002 66490A
MDX50 66490

MAZDA

B001-66-490
B001-66-490A
B001-66-490B
B002-66-490
B002-66-490 A
UH71-66-490

MITSUBISHI

MB-435457
MR-122560
MR-329967

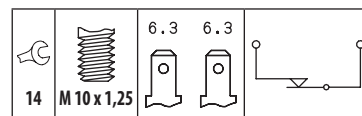

TOYOTA

84340-01010
84340-10020
84340-28010
84340-30030
84340-30040
84340-32010

VW

J84 340 300 30

MARKET DIFFUSION: MEDIUM



DAIHATSU

COPEN 0.7	JB-DET, EJ-DE	09/03	⇒ 09/12
COPEN 1.3	K3-VE	03/06	⇒ 09/12
CUORE V 1.0 DVVT	EJ-VE	10/00	⇒ 02/03
CUORE V 1.0 i	EJ-DE	10/98	⇒ 05/03
MOVE 1.0 [ExtraEU]	EJ-VE	10/98	⇒ 12/00
MOVE 1.0 i	EJ-DE	10/98	⇒ 09/02
SIRION 1.0	EJ-DE	04/98	⇒ 10/00
SIRION 1.0 i	EJ-VE	09/00	⇒ 01/05
SIRION 1.0 i 4WD	EJ-DE, K3-VE	09/00	⇒ 01/05
SIRION 1.3 Rally	K3-VE	06/02	⇒ 03/05
SIRION 1.3 Rally 4WD	K3-VE	06/02	⇒ 03/05
SIRION 1.3 Sport	K3-VE, T8	08/00	⇒ 01/05
SIRION 1.3 Sport 4WD	K3-VE2	08/00	⇒ 03/05
TERIOS I 1.3 4WD	HC-EJ	10/97	⇒ 10/00
YRV 1.0	EJ-VE	02/01	⇒
YRV 1.3	K3-VE	02/01	⇒
YRV 1.3 4WD	K3-VE	02/01	⇒
YRV 1.3 GTi	K3VT	07/02	⇒

HOLDEN

NOVA_LE 1.4 Hatchback	6AFC	07/89	⇒ 07/91
NOVA_LE 1.6 Hatchback	4AFC	07/89	⇒ 07/91
NOVA_LE 1.6 Sedan	4AFC	07/89	⇒ 07/91
NOVA_LF 1.4 Hatchback	6AFC	08/91	⇒ 11/92
NOVA_LF 1.6 Hatchback	4AFC	08/91	⇒ 10/94
NOVA_LF 1.6i Hatchback	4AFE	08/91	⇒ 03/93
NOVA_LF 1.6i Sedan	4AFE	08/91	⇒ 03/93
NOVA_LF 1.8i Hatchback	7AFE	08/91	⇒ 03/93
NOVA_LF 1.8i Sedan	7AFE	08/91	⇒ 03/93

KIA

AVELLA 1.3	B3	11/95	⇒ 12/01
AVELLA 1.5	--	02/97	⇒ 12/01
BESTA 2.2 D	R2	02/96	⇒ 12/03
BESTA 2.7 D	--	03/90	⇒
CARENS I 1.8 [ExtraEU]	TB	03/00	⇒ 08/06
CARENS I 1.8 i	T8, KR6	11/00	⇒ 07/02
CARENS I 1.8 i 16V	T8D	03/00	⇒ 05/02
CARENS II 1.6	GA6D	07/02	⇒

KIA			MAZDA			MAZDA		
CARENS II 1.8	TB	07/02 →	323 V 1.6 GT Turbo 4WD	B6F2, B681	08/87 → 11/91	929 III 2.2 12V	F2, F2E6	02/87 → 05/89
CARNIVAL I 2.5 V6	KRV6, HJ3	08/99 → 10/01	323 V 1.6i	B681, PN26	06/86 → 07/87	929 III 2.2 i	F2-EGI	05/87 → 12/88
CARNIVAL I 2.9 TD	HJ3, T8	01/99 → 09/07	323 V 1.6i 16v 4x4	B595	06/86 → 07/87	929 III 2.2i 12v	F2EG, JE	06/89 → 09/92
CERATO I 1.6	B4ZE	04/04 → 12/09	323 V 1.6i 16v Formula 4	B6F2	08/87 → 05/89	929 III 3.0	JE, F5A2	06/87 → 06/91
CERATO I 1.8	T8	10/01 → 07/04	323 V 1.7 D	PN26, B384	04/86 → 03/93	929 III 3.0 i	JE3	01/90 → 06/91
CLARUS 1.8 i 16V	T8, FE	07/96 →	323 VI 1.3 16V	B384, B383	06/89 → 03/91	323 F 1.3	B33G	09/98 → 01/01
CLARUS 2.0 i 16V	FE, --	07/96 →	323 VI 1.7 D	PN54	04/91 → 04/94	323 F 1.5 -/VVT	ZL05, B505	09/98 → 01/01
CREDOS 2.0 [AUS]	--	06/95 → 10/00	323 VI 1.8i 16v 4x4	BP51	06/89 → 03/91	323 F 1.8	FP55	09/98 → 07/01
K2500 2.5 D	D4BH	01/03 →	323 VI 1.8i 16v GRSi	BP22	06/89 → 03/91	323 F 2.0	RF1G	09/98 → 05/04
K2700 2.7 D	J2	10/99 →	323 VI 1.8i 16v GT Formula 4	BP55	04/91 → 04/94	323 F 2.0 DiTD	RF4F	09/98 → 01/01
K3000 2.5 Tci	--	10/01 →	323 VI 1.8i 16v GT-R Formula 4	BP5J	04/91 → 04/94	B2500 2.5 12v iD	R587	02/99 →
K3000 2.7 D	--	08/97 →	323 VI 1.8i 16v Turbo 4x4	BP55	06/89 → 03/91	B2500 2.5 12v iD 4x4	R587	02/99 →
K3000 3.0 D	--	02/97 →	323 VI C 1.6	B6E	09/89 → 06/91	B2500 2.5 12v TD 4x4	R581	02/99 →
K3000S 3.0 D	--	06/99 →	323 VI C 1.6 16V	B6	03/91 → 10/94	B2600 2.6i 12v 4x4	R585	02/99 →
K3600 1	D4AL	09/00 →	323 VI F 1.6	B6E	09/89 → 06/91	B-SERIE 2.2	F2R4	11/99 → 08/02
K3600 2	SH	09/00 →	323 VI F 1.6 16V	B6	03/91 → 10/94	B-SERIE 2.2 4WD	F5A2, R587	02/99 → 11/06
K3600 3.6	OL23R	10/99 → 10/03	323 VI F 1.8 16V	BP	08/89 → 07/94	B-SERIE 2.2 8V 4WD	F2R4	06/99 → 11/06
K3600 3.6 D	SH36	03/97 → 10/03	323 VI F 1.8 16V GT	BP(DOHC)	08/89 → 07/94	B-SERIE 2.5 D	R587, WL81	12/02 → 11/06
MENTOR 1.5	BFD	10/97 → 10/01	323 VI F 1.8i 16v GRSi	BP31	06/89 → 03/91	B-SERIE 2.5 D 4WD	WL81, WL84	12/02 → 11/06
POWER 1	D4DA	→ 09/02	323 VI S 1.3	B383, ZL05	09/89 → 06/91	B-SERIE 2.5 TD 4WD	WL84, G6T1	06/99 → 07/06
POWER 2	D4AL	→ 09/02	323 VI S 1.3 16V	B3(16V)	04/91 → 07/94	B-SERIE 2.6 12V 4WD	G6T1, --	06/99 → 11/06
PREGIO 2.5 D	D4BH	08/95 → 09/04	323 VI S 1.6	B6E	09/89 → 06/91	BT-50 2.2	--, G6	09/06 →
PREGIO 2.5 Tci D	D4BH	09/02 →	323 VI S 1.6 16V	B6	08/89 → 10/96	BT-50 2.5 MRZ-CD	WLAA	08/06 → 06/13
PREGIO 2.7 D	--, B3	09/96 →	323 VI S 1.7 D	PN46	08/89 → 07/94	BT-50 2.5 MRZ-CD 4x4	WLAA	12/06 → 12/15
PREGIO 3.0 D	--	02/97 →	323 VI S 1.8 16V	BP52	08/89 → 07/94	BT-50 2.6	G6, WE01	09/06 →
PRIDE 1.1 i	B1	01/91 → 10/00	323 VI S 1.8 16V 4WD	BP52	09/91 → 07/94	BT-50 3.0 CDVi	WE01, WEA1	12/06 → 12/15
PRIDE 1.3	B3A5	08/98 → 05/01	323 VI S 1.8 16V Turbo 4WD	BP Turbo	01/91 → 07/94	BT-50 3.0 CDVi 4x4	WEA1, B33L	10/06 → 12/15
PRIDE 1.3 [GBR]	--	01/90 →	323 VII C 1.5 16V	Z5-DE	08/94 → 09/98	DEMIO 1.3	B33L, B32L	05/98 → 12/02
PRIDE 1.3 16V	B3, FE	01/90 → 09/01	323 VII C 1.8 16V	BP-ZE	08/94 → 09/98	DEMIO 1.3 16V	B3ME	08/98 → 07/03
PRIDE 1.3 i	--	01/90 → 05/97	323 VII 1.5 16V	Z5-DE	07/94 → 09/98	DEMIO 1.3 i 16V	B32L, B5E	08/98 → 04/00
PRIDE 1.3 i [GBR]	--	01/90 →	323 VII 1.8 16V	BP-ZE	08/94 → 09/98	DEMIO 1.5 16V	B5E, FEBN	04/00 → 07/03
RETONA 2.0 16V	FE, A3E	05/00 →	323 VII 2.0 24V	KF	08/94 → 09/98	E2000 2.0	FEBN, FECK	11/87 → 05/95
RETONA 2.0 TD	RF	06/99 →	323 VII P 1.5 16V	Z5-DE	10/96 → 09/98	E2000 2.0 4x4	FECK, FERW	11/87 → 07/91
RIO I 1.3	A3E, ASD	08/00 → 02/05	323 VII P 2.0 D	RF1G	10/96 → 09/98	E2000 2.0i 12v	FERW, FEJM	04/97 →
RIO I 1.5	ASD	09/02 → 02/05	323 VIII 1.3	B33G	09/98 → 01/01	E2000 2.0i 12v 4x4	FEJM, JE94	09/90 → 08/99
RIO I 1.5 16V	ASD, --	08/00 → 02/05	323 VIII 1.5 -/VVT	ZL05, B3(16V)	09/98 → 01/01	E2200 2.2	R281	11/87 → 03/97
RIO I 1.6 [CAN] [USA]	--	06/00 → 02/05	323 VIII 1.8 [ExtraEU]	FP55	05/98 → 05/04	E2200 2.2 4x4	R294	11/87 → 03/97
SEDONA 2.5	--	06/98 →	323 VIII 2.0	RF1S	09/98 → 05/04	E2200 2.2 D	R21N	09/99 →
SEDONA 2.9 TD	--	06/98 → 07/01	323 VIII 2.0 DiTD	RF4F	09/98 → 05/04	E2200 2.2 D 4x4	R2L4	04/98 → 08/99
SEPHIA I 1.5 i	B5	02/96 → 10/97	323 VIII F 1.4	B3(16V), ZM	01/01 → 05/04	E-SERIE E2200 4WD	FEBN	10/88 → 09/89
SEPHIA I 1.8 i 16V	--, BFD	01/95 → 10/97	323 VIII F 1.4 16V	B3ME	09/98 → 01/01	E-SERIE E2200 D	R2	02/97 → 08/02
SEPHIA II 1.5	BFD, BFD	10/97 → 10/01	323 VIII F 1.6	ZM, FS	01/01 → 05/04	E-SERIE E2200 D 4WD	R2	02/97 → 05/03
SEPHIA II 1.5 i 16V	--	09/97 →	323 VIII F 1.8 Astina	BP(DOHC)	09/98 → 05/04	MIATA 1.6i 16v	CE16I	03/90 → 08/93
SEPHIA II 1.6 i 16V	--	07/00 →	323 VIII F 1.9 16V	FP	09/98 → 01/01	MIATA 1.6i 16v GT	CE16T	11/90 → 08/93
SEPHIA II 1.8	TED	02/98 → 03/01	323 VIII F 2.0	FS, --	02/00 → 09/04	MIATA 1.8i [USA]	--	01/94 →
SEPHIA II 1.8 i 16V	--	09/97 →	323 VIII F 2.0 TD	--, B3(16V)	01/01 → 05/04	MPV I [USA] 2.6 12V	--	01/89 → 12/94
SHUMA I 1.5	BFD, T8	03/96 → 03/01	323 VIII S 1.4	B3(16V), ZM	01/01 → 05/04	MPV I [USA] 2.6 12V AWD	--	01/89 → 12/94
SHUMA I 1.5 i 16V	ZY-VE	10/97 → 10/01	323 VIII S 1.4 16V	B3ME	09/98 → 01/01	MPV I 2.5 TD	WL-T	05/96 → 09/99
SHUMA I 1.6	GA6D	01/01 → 12/01	323 VIII S 1.5 16V	Z5-DE	08/94 → 09/98	MPV I 3.0	JE94	09/88 → 12/91
SHUMA I 1.8	TED	02/98 → 03/01	323 VIII S 1.6	ZM, FP	01/01 → 05/04	MPV I 3.0 i V6	JE94, FS1R	11/88 → 09/99
SHUMA I 1.8 i 16V	T8	10/97 → 03/01	323 VIII S 1.8 16V	BP-ZE	08/94 → 09/98	MPV II 2.0	F51R, RF1F	08/00 → 07/02
SHUMA II 1.6	GA6D	05/01 → 08/04	323 VIII S 1.8 Protege	BP(DOHC)	05/98 → 05/04	MPV II 2.0 DI	RF1F, L3	07/02 → 02/06
SHUMA II 1.8	T8, FE	05/01 → 08/04	323 VIII S 1.9 16V	FP, FS	09/98 → 05/04	MPV II 2.3	L3, B69	07/02 → 02/06
SPECTRA 1.5 i	--	09/97 →	323 VIII S 2.0	FS, LFD7	02/00 → 05/04	MPV II 3.0 i V6	AJ	01/02 → 12/06
SPECTRA 1.5 i 16V	--	09/97 →	323 VIII S 2.0 D	RF1G	10/96 → 05/04	MX-3 1.6 i	B69, K819	07/91 → 10/97
SPECTRA 1.6 i 16V	--	07/00 →	323 VIII S 2.0 DiTD	RF4F	10/00 → 10/02	MX-3 1.8 i V6	K819, 8AN1	01/92 → 10/97
SPECTRA 1.8 i 16V	--	09/97 →	323 VIII S 2.0 TD	RF3F	09/98 → 05/04	MX-5 I 1.6	8AN1, BPF1	05/90 → 04/98
SPORTAGE I 2.0	FE, FE	10/00 → 08/03	626 1.8 BiFuel	FP63, FS4B	11/97 → 04/02	MX-5 I 1.8	BPF1, B6MC	01/93 → 04/98
SPORTAGE I 2.0 4WD	FE, FE	10/00 → 08/03	626 2.0 BiFuel	FS4B, FE(8V)	11/97 → 04/02	MX-5 II 1.6	B6MC, BP5A	01/98 → 10/05
SPORTAGE I 2.0 i 16V	FE, FE	10/99 → 08/03	626 III 1.6	F6	11/82 → 09/87	MX-5 II 1.6 16V	B6D	05/98 → 10/05
SPORTAGE I 2.0 i 16V 4WD	FE, B1	04/94 → 08/03	626 III 2.0	FE(8V), FE(12V)	03/83 → 01/90	MX-5 II 1.8	BP5A, BP6J	01/98 → 10/05
SPORTAGE I 2.0 i 4WD	FE(8V)	04/94 → 08/99	626 IV 1.8	F8(12V)	09/87 → 05/92	MX-5 II 1.8 16V	BP6J, KL	11/00 → 10/05
SPORTAGE I 2.0 TD 4WD	RF	10/97 → 08/03	626 IV 2.0	FE(12V)	09/87 → 10/90	MX-6 2.0	FS	02/92 → 02/97
SPORTAGE I 2.0 TDi	FERF	10/97 → 08/03	626 IV 2.0 12V	FE(12V), FE(16V)	09/87 → 05/92	MX-6 2.5 24V	KL, FP	02/92 → 09/97
SPORTAGE I 2.2 D	--	04/94 → 12/97	626 IV 2.0 16V	FE(16V), FEFL	06/87 → 05/92	MX-6 2.5 i 24V	KL	08/94 → 02/97
SPORTAGE I 2.2 D 4WD	--	08/94 → 04/99	626 IV 2.0 D	RF-N	07/87 → 07/91	PREMACY 1.9	FP, FS7E	07/99 → 03/05
TOWNER 0.8 Gasoline	--	10/97 →	626 IV 2.0i 16V GT	FEFL, FEFL	08/89 → 01/92	PREMACY 2.0	F57E, RF2A	11/01 → 03/05
TOWNER 0.8 LPG	--	10/97 →	626 IV 2.0i 16V GT 4x4	FEFL, F2D3	08/89 → 01/92	PREMACY 2.0 TD	RF2A, --	07/00 → 03/05
TOWNER 0.8i MPI	--	10/97 →	626 IV 2.2 12V	F2	11/87 → 04/92	PROTEGE 1.6i [USA]	--	06/98 →
TRADE_K3600S 3.3	--	→ 09/00	626 IV 2.2 12V 4WD	F2	11/87 → 07/90	PROTEGE 1.8i [USA]	--	06/98 →
MAZDA			626 IV 2.2 i 12v	F2D3, FP	08/87 → 07/89	PROTEGE 1.8i DOHC [USA]	--, RE13B	01/90 →
5 I 2.0	LFD7, FP63	02/05 → 05/10	626 V 1.8	FP, --	08/91 → 04/97	PROTEGE 1.8i OHK [USA]	--	01/90 →
121 I 1.1	B1, B3	10/87 → 01/91	626 V 1.8 i	--, KL	01/92 → 06/97	RX 7 II 1.3	RE13B	11/85 → 04/89
121 I 1.3	B3, ZL05	10/87 → 06/91	626 V 2.0 D	RF55	05/94 → 06/97	RX 7 II 1.3 Turbo	RE13B, B6(DOHC)	06/87 → 12/91
121 II 1.1	B1	11/90 → 10/93	626 V 2.0 D GLX Complex	RF55	10/92 → 04/97	RX 7 II 2.6i	N323	11/85 → 08/86
121 II 1.3 16V	B3(16V)	11/90 → 03/96	626 V 2.0 i	FS	08/91 → 04/97	XEDOS 6 1.6 16V	B6(DOHC), KF1	08/92 → 10/99
121 II 1.3 i 16V	B3(16V)	11/90 → 03/96	626 V 2.0 i 4WD	FS	04/92 → 04/97	XEDOS 6 2.0 V6	KF1, 4A92	01/92 → 10/99
323 III 1.5	B505, B333	09/89 → 09/93	626 V 2.5 24V	KL, FP	01/92 → 04/97	MITSUBISHI		
323 III 1.7 D	PN27	04/86 → 06/87	626 VI 1.8	FP, FS	05/97 → 10/02	3000 GT 3.0 i 24V 4WD	6672(DOHC24V)	06/92 → 08/99
323 IV 1.3	E3	09/81 → 10/85	626 VI 2.0	FS, FS2C	05/97 → 10/02	ASX 1.6 Di	--	06/10 →
323 V 1.1	E1	09/85 → 10/89	626 VI 2.0 DI TD	RF3F	04/98 → 10/02	ASX 1.6 Di-D	9HD	07/15 →
323 V 1.3	B333, B5	08/85 → 05/89	626 VI 2.0 DiTD	RF3F	04/98 → 10/02	ASX 1.6 Di-D 4WD	9HD	07/15 →
323 V 1.3 i	B335	09/85 → 08/89	626 VI 2.0 H.P.	FS2C, RF2A	02/98 → 10/02	ASX 1.6 LPG	4A92	06/10 →
323 V 1.5	B5, B6(SOHC)	08/85 → 10/89	626 VI 2.0 TD	RF4F	10/00 → 10/02	ASX 1.6 MIVEC	4A92, 4B11	05/10 →
323 V 1.6	B6(SOHC), B65M	09/86 → 10/95	626 VI 2.0 Turbo DI	RF2A, FE(8V)	04/98 → 10/02	ASX 1.8 Di-D	4N13	06/10 →
323 V 1.6 4x4	B65M, B6(SOHC)	05/90 → 03/93	929 III 2.0	FE(8V), F2	06/87 → 12/88	ASX 1.8 Di-D 4WD	4N13	06/10 →
323 V 1.6 GT	B6(SOHC), B6F2	01/86 → 10/89	929 III 2.2	--	01/86 → 12/91	ASX 2.0 i	4B11	06/10 →
323 V 1.6 GT Turbo	B6T	10/85 → 08/93				ASX 2.0 i 4WD	4B11, 4D65	01/10 →

MITSUBISHI			
COLT II 1.2 EL, GL	4G16	09/86 ⇒ 04/88	
COLT II 1.3 EL, GL	G13B	06/86 ⇒ 04/88	
COLT II 1.8 GL Diesel	4D65, 4G15(16V)	02/84 ⇒ 04/88	
COLT III 1.2	4G16	04/88 ⇒ 05/92	
COLT III 1.3 12V	4G13(12V)	04/88 ⇒ 05/92	
COLT III 1.3 GL	4G13(8V)	04/88 ⇒ 12/90	
COLT III 1.5 Cat	4G15(12V)	07/90 ⇒ 05/92	
COLT III 1.5 GLXi	4G15(8V)	04/88 ⇒ 05/92	
COLT III 1.6 GTi 16V	4G61	04/88 ⇒ 05/90	
COLT III 1.8 Diesel GLX	4D65	04/88 ⇒ 05/92	
COLT III 1.8 GTi 16V Cat	4G67	06/90 ⇒ 05/92	
COLT III 2.0 D	4D68	04/88 ⇒ 05/92	
COLT IV 1.3 GLi 12V	4G13(12V)	04/92 ⇒ 04/96	
COLT IV 1.6 4WD	4G92(SOHC16V)	08/93 ⇒ 08/95	
COLT IV 1.6 GLXi 16V	4G92(SOHC16V)	04/92 ⇒ 04/96	
COLT IV 1.8 GTi 16V	4G93(DOHC16V)	04/92 ⇒ 04/96	
COLT IV 2.0	4D68	04/92 ⇒ 04/96	
COLT V 1.3	4G19	08/02 ⇒ 09/03	
COLT V 1.5	4G15(16V)	09/95 ⇒ 09/03	
COLT V 1.5 16V	4G15(16V), 4G13(16V)	10/99 ⇒ 09/03	
COLT V 1300	4G13(16V), 4G13(12V)	06/00 ⇒ 09/03	
COLT V 1300 GL, GLX	4G13(12V), 4G92	05/96 ⇒ 06/00	
COLT V 1600	4G92, 4G92	09/00 ⇒ 09/03	
COLT V 1600 GLX	4G92, 4G37	05/96 ⇒ 09/00	
CONQUEST 2.6	--	01/84 ⇒	
CORDIA 1.8 Turbo [USA]	G62B	01/84 ⇒ 12/88	
DELICA / SPACE GEAR 2.0	4G63S	09/95 ⇒ 10/02	
DELICA / SPACE GEAR 2.4	4G64S	05/95 ⇒ 05/00	
DELICA / SPACE GEAR 2.5	4D56TD	05/95 ⇒ 05/00	
ECLIPSE 1.1.8	4G37	12/89 ⇒ 03/94	
ECLIPSE 1.2.0 i 16V	4G63(DOHC16V)	04/91 ⇒ 11/95	
ECLIPSE 1.2.0 i 16V 4WD	4G63(DOHC16V)	04/91 ⇒ 11/95	
ECLIPSE 1.2.0 Turbo	4G63-T(DOHC16V)	12/89 ⇒ 03/94	
ECLIPSE 1.2.0 Turbo 4WD	4G63-T(DOHC16V)	12/89 ⇒ 03/94	
ECLIPSE II 2.0 Turbo	4G63-T(DOHC16V)	04/94 ⇒ 04/99	
ECLIPSE II 2000 G5 16V	4G63DOHC	12/95 ⇒ 04/99	
ECLIPSE II 2000 GT 16V	4G63DOHC	12/95 ⇒ 04/99	
EXPO 2.4 i [USA]	4G64	01/91 ⇒ 12/92	
EXPOLRV 2.4i [USA]	4G64	01/92 ⇒	
GALANT VI 1.6	4G32	01/88 ⇒ 10/92	
GALANT VI 1.8	4G37, 4G63(SOHC8V)	11/87 ⇒ 10/92	
GALANT VI 1.8 Turbo-D	4D65T	12/87 ⇒ 10/92	
GALANT VI 2.0	4G63(SOHC8V), 4G63(DOHC16V)	11/87 ⇒ 12/92	
GALANT VI 2.0 4WD	4G63(SOHC8V)	12/88 ⇒ 10/92	
GALANT VI 2.0 4x4 4WS	4G63(DOHC16V)	06/88 ⇒ 05/91	
GALANT VI 2.0 GTi 16V	4G63(DOHC16V), BSY	11/87 ⇒ 10/92	
GALANT VI 2.0 GTi 16V 4WD	4G63(DOHC16V)	06/88 ⇒ 10/92	
GALANT VI 2.0 GTi 16V 4x4	4G63(DOHC16V)	07/89 ⇒ 12/92	
GALANT VI 2.0 GTi 16V Cat 4WD	4G63(DOHC16V)	09/91 ⇒ 10/92	
GALANT VII 1.8	4G93(SOHC16V)	02/94 ⇒ 08/96	
GALANT VII 1.8 GLSi	4G93(SOHC16V)	11/92 ⇒ 08/96	
GALANT VII 2.0 GLSi	4G63(SOHC16V)	11/92 ⇒ 08/96	
GALANT VII 2.0 GLSi 4WD	4G63(SOHC16V)	11/92 ⇒ 08/96	
GALANT VII 2.0 GLSTD	4D68T	11/92 ⇒ 08/96	
GALANT VII 2.0 V6-24	6A12	11/92 ⇒ 08/96	
GALANT VII 2.0 V6-24 4WS	6A12	11/92 ⇒ 05/96	
GALANT VII 2.5	6G73	11/92 ⇒ 09/96	
GALANT VII 2.5 V6-24 4WD	6G73	11/92 ⇒ 08/96	
GRANDIS 2.0 DI-D	BSY, 4G64(GDI)	09/05 ⇒ 03/10	
GRANDIS 2.4 GDi GLX	4G64(GDI), 4G64(GDI)	08/00 ⇒ 05/03	
GRANDIS 2.4 GDi GLX 4WD	4G64(GDI), 4G63(SOHC16V)	08/00 ⇒ 05/03	
GRANDIS 2.4 MIVEC	4G69	04/04 ⇒ 12/11	
L 400 2.0	4G63(SOHC16V), 4G64(16V)	12/94 ⇒ 10/02	
L 400 2.0 16V	4G63S	05/95 ⇒ 05/00	
L 400 2.4	4G64(16V), 4G64(16V)	05/95 ⇒ 06/05	
L 400 2.4 4WD	4G64S	09/96 ⇒ 06/05	
L 400 2.4 i 4WD	4G64(16V), 4D56	05/95 ⇒ 05/00	
L 400 2.5 TD	4D56, 4D56	05/95 ⇒ 05/00	
L 400 2.5 TD 4WD	4D56, 4D56	05/95 ⇒ 05/00	
L 400 2500 TD	4D56, 4G63(SOHC16V)	05/95 ⇒ 06/05	
L 400 2500 TD 4WD	4D56T	09/96 ⇒ 06/05	
L200 / TRITON 2.5 DI-D	4D56DOHC	08/07 ⇒ 12/15	
L200 III 2.0	4G63(SOHC16V), 4G64(16V)	06/96 ⇒ 12/07	
L200 III 2.4 4WD	4G64(16V), 4D56	06/96 ⇒ 12/07	
L200 III 2.5 D	4D56, 4D56	06/96 ⇒ 12/07	
L200 III 2.5 TD	4D56	08/01 ⇒ 11/05	
L200 III 2.5 TD 4WD	4D56, 4D65	08/01 ⇒ 12/07	
L200 III 2.5 TDiC	4D56	08/01 ⇒ 09/05	
L200 IV 2.4 i	4G64(16V)	11/05 ⇒ 12/15	
L200 IV 2.5 D	4D56TD	08/11 ⇒ 12/15	
L200 IV 2.5 D 4WD	4D56	08/11 ⇒ 12/15	
L200 IV 2.5 DI-D	4D56DOHC	04/10 ⇒ 12/15	
L200 IV 2.5 DI-D 16V 4WD	4D56DOHC	04/07 ⇒ 12/15	
L200 IV 2.5 DI-D 4WD	4D56HP	04/10 ⇒ 12/15	

MITSUBISHI			
L400 2.0	4G63	12/94 ⇒ 11/95	
L400 2.5 TD	4D56	12/94 ⇒ 03/01	
LANCER III/IV 1.2	4G16	08/86 ⇒ 04/88	
LANCER III/IV 1.8 Diesel	4D65, 4B10	01/84 ⇒ 04/88	
LANCER V 1.2 GL	4G16	05/88 ⇒ 08/92	
LANCER V 1.3	G13B	08/88 ⇒ 05/92	
LANCER V 1.3 GL	G13B	05/88 ⇒ 06/90	
LANCER V 1.5	4G15(12V), 4G37	04/88 ⇒ 09/92	
LANCER V 1.5 12V	4G15(12V)	05/89 ⇒ 05/92	
LANCER V 1.5 GLS	4G15(12V)	08/89 ⇒ 08/92	
LANCER V 1.6 16V	4G92(SOHC16V)	06/92 ⇒ 05/94	
LANCER V 1.6 4WD	4G92(SOHC16V)	06/92 ⇒ 11/93	
LANCER V 1.6 GTi	4G61	05/88 ⇒ 05/90	
LANCER V 1.8 4WD	4G37, 4D65	03/89 ⇒ 06/92	
LANCER V 1.8 D	4D65, 4G67	09/85 ⇒ 06/92	
LANCER V 1.8 GLX Diesel	4D65	04/88 ⇒ 05/92	
LANCER V 1.8 GTi	4G37	06/92 ⇒ 07/93	
LANCER V 1.8 GTi 16V	4G67, 4G13(12V)	11/89 ⇒ 12/93	
LANCER V 2.0 D	4D68	06/92 ⇒ 07/93	
LANCER VI 1.5	4G15(12V)	09/92 ⇒ 07/96	
LANCER VI 1.6 16V	4G92(SOHC16V)	06/92 ⇒ 10/03	
LANCER VI 1.6 16V 4WD	4G92(SOHC16V)	06/92 ⇒ 10/03	
LANCER VI 1.6 i	4G92(SOHC16V)	09/92 ⇒ 07/96	
LANCER VI 1.8	4G93(DOHC16V)	09/92 ⇒ 07/96	
LANCER VI 1.8 16V	4G93(DOHC16V)	06/92 ⇒ 12/93	
LANCER VI 1.8 4WD	4G93(SOHC16V)	03/95 ⇒ 10/03	
LANCER VI 1.8 GTi	4G37	06/92 ⇒ 07/93	
LANCER VI 1.8 i	4G93(SOHC16V)	03/95 ⇒ 10/03	
LANCER VI 2.0 D	4D68	12/92 ⇒ 10/03	
LANCER VI 2.0 Diesel	4D68	06/92 ⇒ 12/96	
LANCER VII 1.3 12V	4G13(12V), --	12/95 ⇒ 08/03	
LANCER VII 1.5	4G15(16V)	06/00 ⇒ 08/03	
LANCER VII 1.5 16V	4G15(16V)	10/99 ⇒ 08/03	
LANCER VII 1.6 16V	4G92(SOHC16V)	12/95 ⇒ 08/03	
LANCER VII 2.0 16V EVO IV	4G63Turbo	08/96 ⇒ 06/97	
LANCER VII EVO V	4G63Turbo	01/98 ⇒ 12/98	
LANCER VII EVO VI	4G63Turbo	01/99 ⇒ 02/01	
LANCER VIII 1.6	4G18	09/03 ⇒ 06/08	
LANCER VIII 2.0	--, 4B11	01/01 ⇒	
LANCER VIII 2.0 i	4B11	10/07 ⇒	
LANCER VIII 2.0 Mivec [ExtraEU]	4B11	03/07 ⇒	
LANCER VIII EVO IX	4G63DOHC	07/06 ⇒ 10/08	
LANCER VIII EVO IX - FQ-300	4G63DOHC	06/05 ⇒ 12/06	
LANCER VIII EVO IX - FQ-340	4G63DOHC	06/05 ⇒ 12/07	
LANCER VIII EVO VIII - 260	4G63DOHC	03/04 ⇒ 07/05	
LANCER VIII EVO VIII - FQ-320	4G63DOHC	04/04 ⇒ 08/06	
LANCER VIII EVO VIII - FQ-330	4G63DOHC	10/03 ⇒ 08/06	
LANCER VIII EVO VIII - FQ-400	4G63DOHC	10/04 ⇒ 08/06	
LANCER IX 1.6 MIVEC	4A92	05/10 ⇒	
LANCER IX 1.8	4B10, 4N13	02/08 ⇒	
LANCER IX 1.8 Bifuel	4B10	01/10 ⇒	
LANCER IX 1.8 DI-D	4N13, 4B10	05/10 ⇒	
LANCER IX 1.8 Flex	4B10	03/09 ⇒	
LANCER IX 1.8 Flexfuel	4B10	03/09 ⇒	
LANCER IX 1.8 i	--	10/07 ⇒	
LANCER IX 1.8 MIVEC	4B10, 4B11	03/09 ⇒	
LANCER IX 2.0	4B11, BKD	04/08 ⇒	
LANCER IX 2.0 DI-D	BKD, 4B11	01/08 ⇒	
LANCER IX 2.0 EVO X	4B11, 4B11	06/09 ⇒	
LANCER IX 2.0 i	4B11, 4B11	01/09 ⇒	
LANCER IX EVO X	4B11, 4G15(12V)	10/07 ⇒ 06/15	
LANCER IX EVO X - FQ330	4B11	03/08 ⇒ 06/15	
LANCER IX EVO X - FQ360	4B11	03/08 ⇒ 06/15	
MIRAGE III 1.5	4G15(12V)	05/88 ⇒ 06/90	
MIRAGE III 1.5 12V	4G15(12V)	05/88 ⇒ 06/90	
MIRAGE IV 1.8 Gsi	4G93(SOHC16V)	12/91 ⇒ 08/95	
MIRAGE V 1.5	4G15DOHC	09/95 ⇒ 08/99	
MIRAGE V 1.5 [ExtraEU]	4G15DOHC	09/95 ⇒ 05/04	
MONTERO 2.4 16V	4G64(12V)	04/91 ⇒	
MONTERO 2.6i [USA]	4G54	01/83 ⇒ 12/90	
MONTERO 3.0 V6	6G72(SOHC12V)	09/06 ⇒	
OUTLANDER II 2.0	4B11, 4HK	11/06 ⇒ 11/12	
OUTLANDER II 2.0 DI-D	BSY	12/06 ⇒ 11/12	
OUTLANDER II 2.2 DI-D	4N14	11/06 ⇒ 11/12	
OUTLANDER II 2.2 DI-D 4WD	4HK, 4M41	11/06 ⇒ 11/12	
OUTLANDER II 2.4	4B12	11/06 ⇒ 11/12	
OUTLANDER II 2.4 4WD	4B12	09/07 ⇒ 11/12	
OUTLANDER II 2.4 Flex 4WD	4B12	09/07 ⇒ 11/12	
PAJERO II 2.4	4G64(12V)	04/91 ⇒ 04/00	
PAJERO II 3.2 DiD 4WD	4M41	04/00 ⇒ 09/07	
PAJERO III 2.4	4G64(12V)	10/01 ⇒ 08/06	
PAJERO III 2.4 4x4	4G64(12V)	10/01 ⇒ 12/06	
PAJERO III 2.5 TDi	4D56T	04/00 ⇒ 12/06	
PAJERO III 3.2 D 4WD	4M41	04/00 ⇒ 12/06	
PAJERO III 3.2 DiD	4M41	09/06 ⇒	
PAJERO III 3.2 DI-D	4M41, 4M41	04/00 ⇒ 12/06	
PAJERO III 3.2 DiD [ExtraEU]	4M41	04/00 ⇒ 09/07	

MITSUBISHI			
PAJERO IV 3.0 4WD	6G72(SOHC24V)	02/07 ⇒	
PAJERO IV 3.2 DiD	4M41R	01/10 ⇒	
PAJERO IV 3.2 DI-D	4M41, 4M41	02/07 ⇒	
PAJERO IV 3.2 DI-D 4WD	4M41, 4D56	02/07 ⇒	
PAJERO IV 3.2 DI-D GLS	4M41	02/07 ⇒	
PAJERO IV 3.2 TD 4WD	4M41R	01/10 ⇒	
PAJERO SPORT 1.2.5 TD	4D56, 6G72(DOHC24V)	07/02 ⇒	
PAJERO SPORT 1.3.0 4WD	6G72(SOHC24V)	09/96 ⇒ 12/01	
PAJERO SPORT 1.3.0 V6	6G72(DOHC24V), 4D56HP	12/99 ⇒	
PAJERO SPORT II 2.4	4G64(16V)	07/08 ⇒	
PAJERO SPORT II 2.5 DI-D	4D56HP, 4D56HP	07/08 ⇒	
PAJERO SPORT II 2.5 DI-D 4WD	4D56HP, 4M41R	07/08 ⇒	
PAJERO SPORT II 2.5 TD	4D56T	09/08 ⇒	
PAJERO SPORT II 3.2 DI-D 4WD	4M41	07/08 ⇒	
PAJERO SPORT II 3.5	6G74(SOHC24V)	01/10 ⇒	
PAJERO SPORT II 3.5 V6 24V	6G74(SOHC24V)	09/08 ⇒	
SHOGUN 3.2 DiD	4M41R, 4G93(SOHC16V)	11/06 ⇒	
SHOGUN IV 3.2 TD 4x4	4M41	01/09 ⇒	
SPACE GEAR 2.0	4G63S	12/94 ⇒ 03/01	
SPACE GEAR 2.0 16V	4G63(DOHC16V)	08/96 ⇒ 05/00	
SPACE GEAR 2.4 [ExtraEU]	4G64S	05/95 ⇒ 05/00	
SPACE GEAR 2.4 GDi	4G64	07/94 ⇒ 12/01	
SPACE GEAR 2.4 i	4G64(16V)	05/95 ⇒ 05/00	
SPACE GEAR 2.5 TD	4D56T	05/95 ⇒ 05/00	
SPACE RUNNER 1.8	4G93(SOHC16V), 4G93(SOHC16V)	10/91 ⇒ 08/99	
SPACE RUNNER 1.8 4WD	4G93(SOHC16V), 4G63-T(ECl)	10/91 ⇒ 08/99	
SPACE RUNNER 2.0 TD	4D68T	10/92 ⇒ 08/99	
SPACE RUNNER 2.4	--	01/92 ⇒ 12/01	
SPACE RUNNER 2.4 GDI	4G64DOHC	08/99 ⇒ 08/02	
SPACE STAR 1.8 GDI	4G93(GDI)	06/98 ⇒ 12/04	
SPACE STAR 1.8 MPI	4G93(DOHC16V)	10/02 ⇒ 12/04	
SPACE WAGON 2.4 GDI	4G64DOHC	09/00 ⇒ 12/04	
STARION 2.0 Turbo ECl	4G63-T(ECl), 3VZ-E	06/82 ⇒ 08/87	
STARION 2.6 Turbo [USA]	--	01/83 ⇒ 12/88	
STARION 2.6 Turbo ECl	G548T/C	09/87 ⇒ 06/90	
TRUCK 2.4i [USA]	4G64	01/89 ⇒	
TRUCK 2.6 [USA]	G54B	01/86 ⇒	
VALLEY 2.4 i	4G64	09/92 ⇒ 10/94	
TOYOTA			
4 RUNNER 2.4 D	2LT	08/89 ⇒ 11/95	
4 RUNNER 2.4i [USA]	22RE	01/88 ⇒ 12/90	
4 RUNNER 3.0	3VZ-E, 3S-FE	08/88 ⇒ 10/95	
CAMRY 1.8	1S	11/86 ⇒ 08/89	
CAMRY 2.0	3S-FE, 3S-FE	03/83 ⇒ 02/93	
CAMRY 2.0 4WD	3S-FE, 2C-T	03/83 ⇒ 06/91	
CAMRY 2.0 Turbo-D	2C-T, 4A-F	10/86 ⇒ 05/91	
CAMRY 2.5	2VZ-FE	10/86 ⇒ 06/91	
CARINA II 1.6	4A-F, 3S-GEL	12/87 ⇒ 03/92	
CARINA II 1.6 4WD	4A-FE	06/88 ⇒ 03/92	
CARINA II 2.0	3S-FE	12/87 ⇒ 04/92	
CARINA II 2.0 D	2C-L	12/87 ⇒ 06/92	
CARINA II 2.0 GLi	3S-FE	12/87 ⇒ 03/92	
CELICA IV 1.6	4A-L	04/86 ⇒ 08/89	
CELICA IV 1.6 GT	4A-GELC	08/87 ⇒ 08/89	
CELICA IV 1.6 GT 16V	4A-GEL	09/85 ⇒ 08/89	
CELICA IV 1.6 GTi 16V	4A-GEL	01/88 ⇒ 12/89	
CELICA IV 2.0	3S-GEL, 3S-GEL	01/86 ⇒ 08/89	
CELICA IV 2.0 GT	3S-GEL, 4A-C	08/85 ⇒ 08/89	
CELICA IV 2.0 Turbo 4WD	3S-GTE	03/88 ⇒ 08/89	
COROLLA IV 1.8 D	1C		

TOYOTA			
LAND CRUISER 70 2.4 TD	2L-T, 1HD-T	10/85 → 05/93	
LAND CRUISER 70 3.4 D	3B	11/84 → 12/96	
LAND CRUISER 70 3.4 TD	13BT	10/85 → 08/86	
LAND CRUISER 70 3.5 D 4x4	1PZ	01/90 → 12/94	
LAND CRUISER 70 4.2 D	1H-Z	01/90 →	
LAND CRUISER 80 2.4 TD	2L-T	07/90 → 05/96	
LAND CRUISER 80 4.0	3F-E	01/90 → 10/92	
LAND CRUISER 80 4.2 D	1H-Z	01/90 → 12/97	
LAND CRUISER 80 4.2 TD	1HD-T, 2TZ-FE	01/90 → 12/97	
PREVIA 1.2.4	2TZ-FE	05/90 → 08/00	
PREVIA 1.2.4 4WD	2TZ-FE, 2E	01/90 → 12/99	
STARLET 1.0	1E	12/89 → 12/92	
STARLET 1.3 [USA]	4KE	01/82 → 12/84	
STARLET 1.3 12V	2E, --	12/89 → 12/92	
STARLET 1.3 12V Cat	2E-E	12/89 → 03/96	
STARLET 1.3 XL	2E	12/89 → 12/91	
STARLET 1.5 D	1N	12/89 → 03/96	
TERCEL 1.5	--, 22R	08/83 →	
TERCEL 1.5 [USA]	3E	01/86 → 12/90	
TERCEL 1.5 4WD	3A-C	09/82 → 01/88	
TERCEL 1.5 i [USA]	3EE	01/89 → 12/90	
TRUCK 2.4 i [USA]	22R, 109K	01/88 →	
TRUCK 3.0 i [USA]	3VZ-E	01/88 → 12/90	

VW			
TARO 1.8	2Y	04/89 → 09/94	
TARO 2.2	4Y	06/89 → 07/94	
TARO 2.2 4x4	4Y	06/89 → 07/94	
TARO 2.4 D	2L	06/89 → 03/97	
TARO 2.4 D 4x4	2L	04/89 → 03/97	
TARO 2.4 i 4x4	22R	06/89 → 03/97	

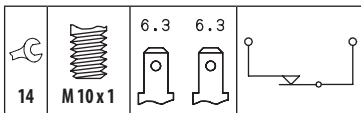

7.1020



1

BRAKE/CLUTCH PEDAL SWITCHES

Adatt./Suitable:

CITROËN
 95 494 812


CITROËN			
C15 1.0	108C	10/84 → 07/88	
C15 1.0 E	TU9K	11/92 → 07/96	
C15 1.1	109K, 161A(XUD7)	10/84 → 12/96	
C15 1.3	G1A	07/87 → 05/88	
C15 1.4	150D(XY7)	05/87 → 10/92	
C15 1.4 E	150D(XY7)	05/87 → 12/96	
C15 1.8 D	161A(XUD7), G4CS	07/86 → 08/00	
C15 1.9 D	WJX(DW8B)	12/00 → 12/05	
VISA 11 E	109K	09/78 → 06/88	

7.1022



3

BRAKE/CLUTCH PEDAL SWITCHES

Adatt./Suitable:

HYUNDAI
 93820-73012

TOYOTA
 84340-12020
 84340-20011
 84340-22040
 84340-22060
 84340-22071
 84340-22072
 84340-35010
 84340-36030

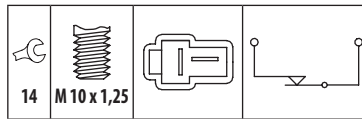

Eliminated on 10-09-2018. Please verify the availability through our local distributors

- Eliminato il 10-09-2018. Verificare la disponibilità presso i nostri distributori

- Éliminé le 10-09-2018. Vérifier la disponibilité auprès de nos distributeurs sur place

- Am 10-09-2018 gestrichen. Evtl. Verfügbarkeit bitte bei unseren Händlern prüfen

- Eliminado en fecha 10-09-2018. Verificar la disponibilidad a través de nuestros distribuidores locales



HYUNDAI			
H100 2.4	G4CS, D4BA	07/93 → 12/04	
H100 2.5 D	D4BA, D4BB	07/93 → 10/01	
H100 2.5 TD	D4BF	07/93 → 03/00	
H100 2.5 TDiC	D4BF	06/98 → 10/03	
H100 2.6 TD [ExtraEU]	D4BB, 3T-C	04/96 → 12/98	
H350 3.3 TDi	D4AE	08/95 → 09/98	
H600 3.3 TDi	D4AE	08/95 → 09/98	
PORTER I 2.5 TD	D4BA	07/94 → 04/04	
PORTER I 2.6 TD	D4BB	07/94 → 04/04	

TOYOTA			
CELICA III 2.4	22REC	10/84 → 12/85	
CELICA III 2.8 Supra	5M-GE	08/81 → 12/85	
CELICA COUPÉ 2,8 24V	5M-GE	12/81 → 12/85	
COROLLA IV 1.8	3T-C, 1C	09/79 → 09/83	
COROLLA IV 1.8 D	1C	01/83 → 08/87	
COROLLA V 1.8 D	1C, 1C	06/83 → 05/88	
COROLLA VI 1.8 D	1C, 2Y	07/87 → 06/93	
DYNA 100 1.6	1Y	05/85 → 08/87	
DYNA 100 1.8	2Y, 3Y	08/85 → 04/95	
DYNA 100 2.4 D	2L	08/85 → 08/87	
DYNA 150 1.8	2Y	08/85 → 08/86	
DYNA 150 2.0	3Y, 5K	08/85 → 10/01	
DYNA 150 2.4 D	2L	08/85 → 08/87	
DYNA 200 3.7 D	14B	08/88 → 05/95	
HIACE III 1.8	2Y	12/82 → 11/89	
HIACE III 2.0	3Y	12/82 → 08/89	
HIACE III 2.0 4WD	3Y	08/87 → 07/89	
HIACE III 2.2	4Y	09/87 → 08/89	
HIACE III 2.2 4WD	4Y	09/87 → 08/89	
HIACE III 2.4 D	2L	05/84 → 11/89	
HIACE III 2.4 D 4WD	2L	04/84 → 01/88	
HIACE IV 2.0	1RZ	08/89 → 04/98	
LAND CRUISER 60 4.0	3F-E	08/87 → 12/90	
LAND CRUISER 60 4.0 D 4WD	2H	08/87 → 01/90	
LAND CRUISER 60 4.0 Turbo-D	12HT	10/85 → 12/89	
LAND CRUISER 70 4.0 D 4x4	2H	08/87 → 12/89	
LITEACE 1.5	5K, 1C	10/85 → 01/95	
LITEACE 1.8 D	1C, 4G63-T(EGI)	10/85 → 08/88	
LITEACE 2.0 D	2C	08/88 → 05/94	
MODELL F 2.0	3Y	08/88 → 01/90	
MODELL F 2.2	4Y-EC	08/85 → 01/90	
STOUT 2.2	4Y	04/88 → 02/00	
VAN 2.0 [USA]	3YEC	01/83 → 12/90	
VAN 2.2 [USA]	4YEC	01/83 → 12/90	

7.1025

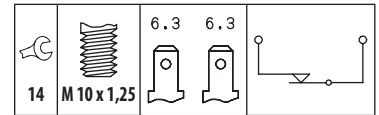


1

BRAKE/CLUTCH PEDAL SWITCHES

Adatt./Suitable:

MITSUBISHI
 MA-600958

NISSAN
 25320-H8500


NISSAN			
200 SX	--	01/78 → 12/88	
ECO-T 4.0TDiC	B4-40Ti	01/97 → 12/00	
ECO-T 6.0TDi	B6-60Ti-H	01/97 → 12/00	
PATROL III TR 2.7	TD27T	05/98 →	
PATROL III TR 2.8	A428II	03/89 → 05/98	
PATROL III TR 2.8 D	RD28	03/89 → 03/96	
PATROL III TR 2.8 D 4x4	RD28	01/90 → 01/91	
PATROL III TR 2.8 TD 4x4	A428T	10/84 → 02/89	
PATROL III TR 3.0	RB30S	03/89 → 09/93	
PATROL III TR 3.0 4x4	RB30S	03/89 → 09/93	

7.1026



3

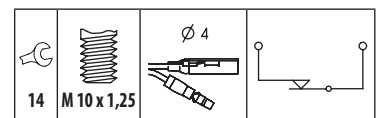
BRAKE/CLUTCH PEDAL SWITCHES

Adatt./Suitable:

GENERAL MOTORS
 94 156 821

HONDA
 35350-634-003

ISUZU
 5-82440-015-0
 9-94120-250-0

OPEL
 12 40 553
 42 91 810


ISUZU			
I-MARK	--	01/86 → 12/89	
I-MARK_RWD	--	01/85 → 12/87	
IMPULSE	--	01/83 → 12/89	
PICK-UP Diesel	--	01/85 →	
TROOPER 2.2 D 4WD	C223	05/84 → 12/89	
TROOPER 2.2 D 4x4	C223	05/84 → 07/89	
TROOPER 2.3	4ZD1	11/85 → 12/91	
TROOPER 2.6 4WD	4ZE1	11/86 → 07/91	
TROOPER 2.6 i	4ZE1	10/87 → 12/91	

OPEL			
MIDI 2.0 i	20PET	09/92 → 08/94	
MIDI 2.0 i 4x4	20PET	09/92 → 08/94	
MIDI 2.0 TD	20DT	09/92 → 08/94	
MIDI 2.2	22DIE	09/92 → 08/94	
MIDI 2.2 4x4	22DIE	09/92 → 08/94	
MIDI 2.4 TD	C24DT	09/94 → 04/97	

VAUXHALL			
MIDI II 2.2 D 4WD	22DIE	07/90 → 08/94	

7.1027



3

BRAKE/CLUTCH PEDAL SWITCHES

Adatt./Suitable:

DAIHATSU

84340-8760
84340-8760
84340-8760
84340-87601-000
84340-87602-000
84340-87603-000

MITSUBISHI

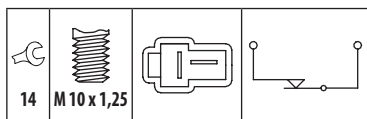
MA-616125
MB-113080
MB-196506

SUBARU

68214-0140
78331-1000
78331-1001
7833-11020

TOYOTA

84340-26010



DAIHATSU			
FEROZA 1.6i	--		01/90 ⇨
FEROZA HARD TOP 1.6 16V 4x4	HDC		10/88 ⇨ 12/99
FEROZA HARD TOP 1.6 i 16V 4x4	HD-E		10/88 ⇨ 12/99
FEROZA SOFT TOP 1.6 16V	HDC		10/88 ⇨ 12/99
FEROZA SOFT TOP 1.6 i 16V	HD-E		10/88 ⇨ 12/99
FOURTRAK 2.8 4x4	DL		05/93 ⇨ 10/95
ROCKY 2.0i [USA]	--		01/89 ⇨
ROCKY HARD TOP 2.2 4x4	4Y		09/91 ⇨ 04/93
ROCKY HARD TOP 2.2i 4x4	4Y		05/93 ⇨
ROCKY HARD TOP 2.8 D	DL		02/85 ⇨ 12/98
ROCKY SOFT TOP 2.2 4x4	4Y		09/91 ⇨ 04/93
ROCKY SOFT TOP 2.8 D	DL		02/85 ⇨ 12/98
SPORTRACK 1.6 16v 4x4	HDC		10/88 ⇨ 08/93

MITSUBISHI			
CORDIA 1.8 [USA]	G62B		01/82 ⇨ 12/84
CORDIA 1.8 Turbo [USA]	G62B		01/82 ⇨ 12/84
STARION 2.0 Turbo ECi	4G63-T(ECI), --		06/82 ⇨ 08/87

SUBARU			
E-SERIES 1.0	--, --		01/87 ⇨ 12/92
E-SERIES 1.2	--		01/87 ⇨ 12/92
J-SERIES 1.0	--		01/87 ⇨ 12/91
J-SERIES 1.0i EFC-SYS	--		01/89 ⇨
J-SERIES 1.2	--		01/87 ⇨ 12/91
J-SERIES 1.2i EFC-SYS	--		01/89 ⇨
JUSTY I 1.2 [USA]	--		01/87 ⇨ 12/92
JUSTY I 1.2i EMPI [USA]	--		01/91 ⇨
LOYALE 1.8i SPI [USA]	--		01/90 ⇨
LOYALE 1.8i Turbo [USA]	--		01/90 ⇨
L-SERIES 1.3	--, --		01/79 ⇨ 12/91
L-SERIES 1.6	--, 2L		01/86 ⇨ 12/91
L-SERIES 1.8	--		01/86 ⇨ 12/91
L-SERIES 1.8i	--		01/86 ⇨ 12/91
L-SERIES 1.8i TB	--		01/86 ⇨ 12/91
L-SERIES 1.8i TB 4x4	--		01/86 ⇨ 12/91
L-SERIES 1.8i Turbo	--		01/86 ⇨ 12/91

TOYOTA			
HIACE IV 2.0	1RZ		08/89 ⇨ 04/98
HIACE IV 2.4	2RZ-E		08/89 ⇨ 08/95
HIACE IV 2.4 4WD	2RZ-E		08/89 ⇨ 08/95
HIACE IV 2.4 D	2L, 2L		08/89 ⇨ 08/95
HIACE IV 2.4 D 4WD	2L, --		08/87 ⇨ 07/99

7.1028



3

BRAKE/CLUTCH PEDAL SWITCHES

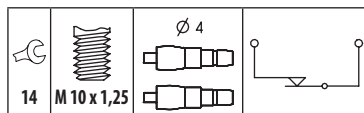
Adatt./Suitable:

DAIHATSU

84340-87202

NISSAN

25320-89910
25320-H1000
25320-H5001
B5320-89910



DAIHATSU			
TAFT 2.5 D 4x4	DG		08/78 ⇨ 08/82

NISSAN			
VANETTE I 1.5	A15		01/83 ⇨ 12/87
VANETTE II 1.5	A155		10/86 ⇨ 12/95

7.1034



1

BRAKE/CLUTCH PEDAL SWITCHES

Adatt./Suitable:

DELCO REMY

1 533 565
1 533 636

LAND ROVER

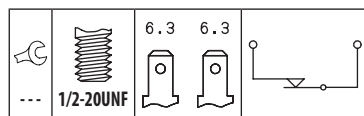
13H3735L
560864

ROVER

13H 3735
13H 3735SLP

TALBOT

7124 05 68



AUSTIN			
MONTEGO 1.3	--, --		10/84 ⇨ 08/88
MONTEGO 1.6 LS	16HC37		10/84 ⇨ 08/88
MONTEGO 1.6 LS,HL	16HC37		04/84 ⇨ 08/88
MONTEGO 2.0	20HSC		04/84 ⇨ 08/88
MONTEGO 2.0 Turbo	20HC85		04/84 ⇨ 08/88

LAND ROVER			
DISCOVERY I 2.0 16V 4x4	20T4H		06/89 ⇨ 10/98
DISCOVERY I 2.5 TDI 4x4	--, 35D		10/89 ⇨ 10/98
DISCOVERY I 3.5	--		09/89 ⇨ 06/94
DISCOVERY I 3.5 4x4	22D		06/89 ⇨ 06/94
DISCOVERY I 4.0 4x4	35D, 11A		09/93 ⇨ 10/98
RANGE ROVER I 2.4 TD 4x4	11A, 14L		10/85 ⇨ 12/90
RANGE ROVER I 2.5 TD 4x4	14L, 11D		10/89 ⇨ 04/94
RANGE ROVER I 2.5 TDi 4x4	14L		09/91 ⇨ 04/94
RANGE ROVER I 3.5 4x4	31D		01/87 ⇨ 09/90
RANGE ROVER I 3.5 Vogue 4x4	11D, 37D		08/81 ⇨ 09/90
RANGE ROVER I 3.9 4x4	35D		11/88 ⇨ 12/92
RANGE ROVER I 3.9 Cat 4x4	37D, 35D		11/88 ⇨ 07/94
RANGE ROVER I 3.9 Vogue SEI 4x4	35D, 11K2A		11/88 ⇨ 07/94

LAND ROVER			
RANGE ROVER I 4.3 Vogue LSE 4x4	40D		09/92 ⇨ 07/94

ROVER			
100 / METRO 111 C/L/S	11K2A, 14K4C		03/90 ⇨ 12/98
100 / METRO 114 D	TUD3		10/92 ⇨ 12/94
100 / METRO 114 GSi	14K4F		10/94 ⇨ 10/95
100 / METRO 114 GTi 16V	14K4C, 14K4C		03/90 ⇨ 12/98
100 / METRO 114 GTi/GT 16V Cat	14K4C, 14K2A		03/90 ⇨ 12/98
100 / METRO 114 S/L/GTA	14K2A, 14K2A		03/90 ⇨ 12/98
100 / METRO 115 D	TUD5		12/94 ⇨ 12/98
100 111	11K2D		04/94 ⇨ 10/97
100 114	14K2A, 12A2A		04/94 ⇨ 10/97
200 I 213 S	EV2		09/85 ⇨ 09/89
2000-3500 2000	--		10/82 ⇨ 10/86
MAESTRO 1.3	12HE		09/90 ⇨ 01/95
MAESTRO 1.6	16H		09/90 ⇨ 01/95
MAESTRO 2.0	--		01/86 ⇨
MAESTRO 2.0 TD	BB		09/90 ⇨ 01/95
MINI 1.0	--		01/85 ⇨
MINI 1.3	--		01/85 ⇨
MINI 1.3 Cooper	--		01/85 ⇨
MINI 1.3i Cooper	--		01/85 ⇨
MINI 1.3i Turbo	--		01/85 ⇨
MINI 1300	12A2A, B6(SOHC)		01/91 ⇨ 04/95
MONTEGO 1.3	12HL		10/84 ⇨ 10/88
MONTEGO 2.0 GTi	20H		10/88 ⇨ 10/91

7.1036



1

BRAKE/CLUTCH PEDAL SWITCHES

Adatt./Suitable:

MAZDA

H 003 66 490
H 003 66 490 A

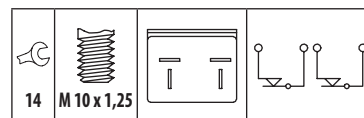

Eliminated on 23-01-2017. Please verify the availability through our local distributors

• Eliminato il 23-01-2017. Verificare la disponibilità presso i nostri distributori

• Éliminé le 23-01-2017. Vérifier la disponibilité auprès de nos distributeurs sur place

• Am 23-01-2017 gestrichen. Evtl. Verfügbarkeit bitte bei unseren Händlern prüfen

• Eliminado en fecha 23-01-2017. Verificar la disponibilidad a través de nuestros distribuidores locales



MAZDA			
323 V 1.6 GT	B6(SOHC), B681		01/86 ⇨ 10/89
323 V 1.6i	B681, FE(8V)		06/86 ⇨ 07/87
626 III 1.6	F6		11/82 ⇨ 09/87
626 III 2.0	FE(8V), FE(16V)		03/83 ⇨ 01/90
626 IV 1.8	F8(12V)		09/87 ⇨ 05/92
626 IV 2.0	FE(12V)		09/87 ⇨ 10/90
626 IV 2.0 12V	FE(12V)		09/87 ⇨ 05/92
626 IV 2.0 16V	FE(16V), F2D3		06/87 ⇨ 05/92
626 IV 2.0 D	RF-N		07/87 ⇨ 07/91
626 IV 2.2 12V	F2		11/87 ⇨ 04/92
626 IV 2.2 12V 4WD	F2		11/87 ⇨ 07/90
626 IV 2.2 i 12v	F2D3, F2		08/87 ⇨ 07/89
929 III 2.0	FE(8V)		06/87 ⇨ 12/88
929 III 2.2 12V	F2, JE		02/87 ⇨ 05/89
929 III 2.2 i	F2-EGI		05/87 ⇨ 12/88
929 III 3.0	JE, F6D		06/87 ⇨ 06/91
MPV I [USA] 2.6 12V	--		01/89 ⇨ 12/94
MPV I [USA] 2.6 12V AWD	--		01/89 ⇨ 12/94
RX 7 II 1.3	RE13B		11/85 ⇨ 04/89
RX 7 II 1.3 Turbo	RE13B		06/87 ⇨ 11/89
RX 7 II 2.6i	N323		11/85 ⇨ 08/86

7.1041



BRAKE/CLUTCH PEDAL SWITCHES

Adatt./Suitable:

FORD

1 604 918
6 089 985
82GB-13480-AA
ESRY-13480-A

MAZDA

1 E03 66 490

MERCEDES-BENZ

A 001 545 07 09

MOTORCRAFT

SWE 1924

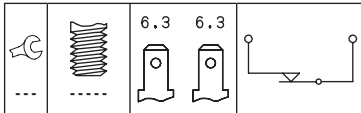

VOLVO

3412682
3412682-1

VW

547 945 515 A

MARKET DIFFUSION: MEDIUM



FORD		
CORTINA 1300	KL13H	10/70 ⇒ 03/72
ESCORT-NOMADE 1.6	ZH16L1E, GLC	01/95 ⇒ 04/00
ESCORT-NOMADE 1.8	ZH18NRDA	01/95 ⇒ 04/00
ESCORT-NOMADE 1.8 TDi	D18TIRFK	01/95 ⇒ 04/00
ESCORT III 1.1	GSG	05/86 ⇒ 07/90
ESCORT III 1.3	JPA	09/80 ⇒ 02/86
ESCORT III 1.4 i	F6D, LR1	02/86 ⇒ 07/90
ESCORT III 1.6 i	LR1	09/83 ⇒ 12/85
ESCORT III 1.6 XR3i	LR1, J6A	10/82 ⇒ 12/85
ESCORT IV 1.1	GSG	12/85 ⇒ 07/90
ESCORT IV 1.3	J6A, F4B	01/95 ⇒ 08/97
ESCORT IV 1.4	F4B, L1E	01/86 ⇒ 08/00
ESCORT IV 1.6 16V	L1E, LR2	10/98 ⇒ 07/00
ESCORT IV 1.6 Turbo RS	LNB	01/86 ⇒ 07/90
ESCORT IV 1.6 XR3i	LR2, RTE	01/86 ⇒ 07/90
ESCORT IV 1.8 D	RTE, RFD	07/90 ⇒ 08/00
ESCORT IV 1.8 TD	RFD, J4B	01/95 ⇒ 08/00
ESCORT IV 1.8 Turbo D	RVA	12/95 ⇒ 06/01
ESCORT V 1.3	J4B, F4B	07/90 ⇒ 01/95
ESCORT V 1.4	F4B, LJF	07/90 ⇒ 01/95
ESCORT V 1.4 i	F4B	07/93 ⇒ 01/95
ESCORT V 1.6	LJF, L1E	07/90 ⇒ 12/92
ESCORT V 1.6 16V XR3i	L1E	12/92 ⇒ 01/95
ESCORT V 1.6 i 16V	L1E, RDA	09/92 ⇒ 01/95
ESCORT V 1.8 16V	RDA	02/92 ⇒ 12/92
ESCORT V 1.8 16V XR3i	RDA, D18NARTH	02/92 ⇒ 01/95
ESCORT V 1.8 D	D18NARTH, RDA	07/90 ⇒ 01/95
ESCORT V 1.8 i 16V	RDA, RFD	09/92 ⇒ 01/95
ESCORT V 1.8 TD	RFD, RDA	02/93 ⇒ 01/95
ESCORT V 1.8 XR3i 16V 4x4	RDA, BL13H-JBE	08/93 ⇒ 01/95
ESCORT V RS 2000	N7A	05/91 ⇒ 12/92
ESCORT V RS Cosworth 4x4	NSF	09/92 ⇒ 01/95
ESCORT VI 1.3	BL13H-JBE, F4B	01/95 ⇒ 02/99
ESCORT VI 1.4	F4B, L1E	01/95 ⇒ 12/99
ESCORT VI 1.6 16V	L1E, L1E	01/95 ⇒ 07/00
ESCORT VI 1.6 16V 4x4	L1E	01/95 ⇒ 10/98
ESCORT VI 1.6 16V XR3i	L1E, L1E	02/95 ⇒ 09/99
ESCORT VI 1.6 i 16V	L1E, RDA	01/95 ⇒ 02/99
ESCORT VI 1.8 16V	RDA, RDA	01/95 ⇒ 02/99
ESCORT VI 1.8 16V XR3i	RDA, RTE	02/95 ⇒ 08/98
ESCORT VI 1.8 D	RTE, RFD	01/95 ⇒ 02/99
ESCORT VI 1.8 TD	RFD, ZH16L1E	01/95 ⇒ 07/00
ESCORT VI 1.8 Turbo D	RVA	12/95 ⇒ 08/99
ESCORT VI 2.0 RS	N7A	01/95 ⇒ 12/97
ESCORT VI RS 2000	N7A	02/95 ⇒ 02/98
ESCORT VI RS Cosworth 4x4	NSF	02/95 ⇒ 10/98
FIESTA I 1.6 XR2	L3E	08/81 ⇒ 08/83

FORD		
FIESTA II 1.1	GLC, JPC	09/83 ⇒ 02/89
FIESTA II 1.3	JPC, FUB	09/83 ⇒ 09/89
FIESTA II 1.4	FUB, LUB	10/85 ⇒ 11/89
FIESTA II 1.6 D	LTB	09/83 ⇒ 09/89
FIESTA II 1.6 XR2	LUB, G6A	03/84 ⇒ 02/89
FIESTA III 1.0	TLB	03/89 ⇒ 12/95
FIESTA III 1.1	G6A, J6B	03/89 ⇒ 12/95
FIESTA III 1.3	J6B, F6E	03/89 ⇒ 02/96
FIESTA III 1.3 Cat	J6B	05/91 ⇒ 01/97
FIESTA III 1.4	F6E, LUH	03/89 ⇒ 12/95
FIESTA III 1.6	LUH, LJC	01/89 ⇒ 01/94
FIESTA III 1.6 Turbo	LHA	03/90 ⇒ 10/92
FIESTA III 1.6 XR2i	LJC, RTC	03/89 ⇒ 01/94
FIESTA III 1.8 16V	RDB	02/92 ⇒ 12/95
FIESTA III 1.8 D	RTC, DHA	03/89 ⇒ 02/96
FIESTA III 1.8 XR2i 16V	RQC	02/92 ⇒ 12/95
FIESTA IV 1.0 i	ZH10JRB	02/97 ⇒ 09/99
FIESTA IV 1.2	DHA, DHA	01/96 ⇒ 04/02
FIESTA IV 1.25 i 16V	DHA, J4C	08/95 ⇒ 01/02
FIESTA IV 1.3	J4C, J4C	02/96 ⇒ 08/03
FIESTA IV 1.3 i	J4C, FHA	08/95 ⇒ 01/02
FIESTA IV 1.4	FHA	08/98 ⇒ 04/02
FIESTA IV 1.4 i	FHA	04/96 ⇒ 10/99
FIESTA IV 1.4 i 16V	FHA, L1T	04/96 ⇒ 01/02
FIESTA IV 1.6 16V Sport	L1T, RTJ	02/00 ⇒ 01/02
FIESTA IV 1.8 D	RTJ, RTN	08/95 ⇒ 04/02
FIESTA IV 1.8 DI	RTN, RTJ	04/00 ⇒ 08/03
FIESTA IV D 1.8	RTJ, RTN	05/98 ⇒ 04/02
FIESTA IV TD 1.8	RTN, A9A	03/00 ⇒ 08/03
KA I 1.3 i	A9A, CCA	05/02 ⇒ 11/08
KA I 1.6 i	CCA, LR1	02/01 ⇒ 11/08
ORION I 1.3	JPA	07/83 ⇒ 03/86
ORION I 1.4 Cat	F6D	02/87 ⇒ 07/90
ORION I 1.6 i	LR1, BL13H-JBE	07/83 ⇒ 07/90
ORION II 1.3	BL13H-JBE, F6F	07/90 ⇒ 12/94
ORION II 1.4	F6F, LUJ	07/90 ⇒ 12/93
ORION II 1.6	LUJ, HL16EFI-LJE	07/90 ⇒ 12/92
ORION II 1.6 i	HL16EFI-LJE, L1E	07/90 ⇒ 09/92
ORION II 1.6 i 16V	L1E, RTE	07/92 ⇒ 12/93
ORION II 1.8 D	RTE, RDA	11/90 ⇒ 12/93
ORION II 1.8 i 16V	RDA, RFD	01/92 ⇒ 12/93
ORION II 1.8 TD	RFD, FHD	03/92 ⇒ 12/93
P 100 1.8 TD	RFA	10/87 ⇒ 12/92
P 100 2.0	NAE	10/87 ⇒ 12/92
PUMA 1.4 16V	FHD, MHA	11/97 ⇒ 10/00
PUMA 1.6 16V	L1W	08/00 ⇒ 06/02
PUMA 1.7 16V	MHA, N9B	03/97 ⇒ 06/02
PUMA Racing ST 160	MHA	06/99 ⇒ 06/02
SCORPIO I 2.0 i	N9B, SCB	05/89 ⇒ 09/94
SCORPIO I 2.4 i	ARC	09/86 ⇒ 09/88
SCORPIO I 2.5 D	STR	12/85 ⇒ 02/92
SCORPIO I 2.5 TD	SCB, BRC	06/88 ⇒ 09/94
SCORPIO I 2.9 24V	BOA	08/93 ⇒ 09/94
SCORPIO I 2.9 i	BRC, BRC	09/86 ⇒ 12/94
SCORPIO I 2.9 i 24V	BOA	04/91 ⇒ 09/94
SCORPIO I 2.9 i 4x4	BRC, R2C	09/86 ⇒ 10/94
SCORPIO I 2.9 i Cat	BRE	10/87 ⇒ 09/94
SIERRA I 1.3	JCT	08/82 ⇒ 12/86
SIERRA I 1.8	REB	10/84 ⇒ 12/86
SIERRA I 2.0	NET	08/82 ⇒ 12/86
SIERRA I 2.0 i	NR2	03/85 ⇒ 12/86
SIERRA II 1.6 i	L6B	10/89 ⇒ 02/93
SIERRA II 1.8	R2C, RFA	05/88 ⇒ 02/93
SIERRA II 1.8 i	HL18CFI-R6A	01/92 ⇒ 12/93
SIERRA II 1.8 TD	RFA, N8C	08/88 ⇒ 02/93
SIERRA II 2.0	N8C, CDRA	01/87 ⇒ 02/93
SIERRA II 2.0 i	N9B	06/89 ⇒ 02/93
STREET KA 1.6	CDRA, 4HA	05/03 ⇒ 07/05
TRANSIT II 1.6	LAC, N6TS	09/85 ⇒ 09/92
TRANSIT II 2.0	N6TS, NAW	09/85 ⇒ 03/00
TRANSIT II 2.0 Cat	N6T	11/85 ⇒ 09/92
TRANSIT II 2.0 CNG	NSH	06/94 ⇒ 03/00
TRANSIT II 2.0 EFI	--	08/91 ⇒ 08/94
TRANSIT II 2.0 i	NCA	09/91 ⇒ 07/94
TRANSIT II 2.0 L	NAW, 4AB	10/85 ⇒ 03/91
TRANSIT II 2.5 D	4AB, --	12/85 ⇒ 09/92
TRANSIT II 2.5 DI	--, 4EA	09/88 ⇒ 03/00
TRANSIT II 2.5 TD	4EA, 4EB	05/91 ⇒ 07/00
TRANSIT II 2.5 TDi	4EB, ABFA	06/94 ⇒ 03/00
TRANSIT II 2.9 i	BRT	01/91 ⇒ 09/94
TRANSIT III 2.0 DI	ABFA, ESFA	08/00 ⇒ 05/06
TRANSIT III 2.0 TDCi	FIFA	08/02 ⇒ 05/06
TRANSIT III 2.3	ESFA, ESFA	08/00 ⇒ 03/06
TRANSIT III 2.3 16V	ESFA, ESFA	04/01 ⇒ 05/06
TRANSIT III 2.3 16V RWD	ESFA, D2FA	08/00 ⇒ 05/06
TRANSIT III 2.3 BiFuel	ESFC	03/01 ⇒ 03/06
TRANSIT III 2.4 DI	D2FA, D4FA	01/00 ⇒ 05/06
TRANSIT III 2.4 DI RWD	D4FA, D2FE	01/00 ⇒ 05/06

FORD		
TRANSIT III 2.4 TD	F4FA	08/00 ⇒ 08/03
TRANSIT III 2.4 TD 4x4	F4FA	08/00 ⇒ 08/03
TRANSIT III 2.4 TDCi	H9FA	03/04 ⇒ 05/06
TRANSIT III 2.4 TDDi	D2FE, DOFA	08/00 ⇒ 03/06
TRANSIT III 2.4 TDE	DOFA, ABFA	07/01 ⇒ 05/06
TRANSIT 2.0 TDi	F3FA	06/00 ⇒ 03/06
TRANSIT 2.3	ESFA	09/00 ⇒ 03/06
TRANSIT 2.4 TDDi	D4FA	08/00 ⇒ 08/03
TRANSIT 2.5 TD	4HA, LAC	06/94 ⇒ 09/00
TRANSIT 2.5 TDDi	4ED	12/98 ⇒ 06/00
TRANSIT TOURNEO 2.0	ABFA, 4FA	11/94 ⇒ 03/06
TRANSIT TOURNEO 2.4 D	4HA	08/94 ⇒ 06/00
TRANSIT TOURNEO 2.5 DI	4FA, 4EB	11/94 ⇒ 12/00
TRANSIT TOURNEO 2.5 TD	4EB, 1E05	11/94 ⇒ 12/00

FORD (BR)		
FIESTA 1.0i	ZL10	07/99 ⇒
FIESTA 1.6i	ZL16	07/99 ⇒

MAZDA		
121 III 1.25	1E05, 1E03	03/96 ⇒ 04/03
121 III 1.3	1E03, 1E07	01/96 ⇒ 04/03
121 III 1.8	1E07	07/96 ⇒ 10/02
121 III 1.8 D	1E07, M111.948	03/96 ⇒ 04/03
121 III 1.8 TD	1E10	02/00 ⇒ 10/02

MERCEDES-BENZ		
CLASSE V V 200	M111.948, M111.948	02/97 ⇒ 07/03
CLASSE V V 230	M111.978	10/96 ⇒ 07/03
CLASSE V V 230 TD	OM601.970	09/96 ⇒ 07/03
CLASSE V V 280	M104.900	08/97 ⇒ 07/03
VITO I 108 D 2.3	OM601.942	02/96 ⇒ 07/03
VITO I 110 D 2.3	OM601.970	03/97 ⇒ 07/03
VITO I 110 TD 2.3	OM601.970	02/96 ⇒ 07/03
VITO I 113 2.0	M111.948, 504	02/96 ⇒ 07/03
VITO I 114 2.3	M111.978	12/96 ⇒ 07/03

VOLKSWAGEN (BR)		
LOGUS 1.6	504, 424	10/94 ⇒ 12/96
LOGUS 1.8	424, 526	12/92 ⇒ 12/96
LOGUS 2.0	653	11/93 ⇒ 05/94
LOGUS 2.0i	526, 424	05/94 ⇒ 12/96
POINTER 1.8	424, 526	11/93 ⇒ 12/96
POINTER 2.0	653	12/92 ⇒ 05/94
POINTER 2.0i	526, B18E	05/94 ⇒ 12/96

VOLVO		
440 1.6	B16F	09/88 ⇒ 12/96
440 1.7	B18E, B18FT	08/88 ⇒ 12/96
440 1.7 Turbo	B18FT, B18U	08/88 ⇒ 12/96
440 1.8	B18U, B20F	08/91 ⇒ 12/96
440 1.9 Turbo-Diesel	D19T	07/94 ⇒ 12/96
440 2.0	B20F, B18EP	08/92 ⇒ 07/96
460 1.6	B16F	07/92 ⇒ 07/96
460 1.7	B18EP, B18FT	09/88 ⇒ 07/96
460 1.7 Turbo	B18FT, B20F	08/89 ⇒ 07/96
460 1.8	B18U	08/91 ⇒ 07/96
460 1.9 Turbo-Diesel	D19T	07/94 ⇒ 07/96
460 2.0	B20F, B18E	08/92 ⇒ 07/96
480 1.7	B18E, B18FT	04/86 ⇒ 07/96
480 1.7 Turbo	B18FT, G25A	08/87 ⇒ 07/96
480 2.0	B20F	08/92 ⇒ 09/95

7.1044



3

BRAKE/CLUTCH PEDAL SWITCHES

Adatt./Suitable:

ACURA

36750-SE0-013

DAEWOO

8571005020X

8571005030X

GENERAL MOTORS

94 109 863

HOLDEN

8941098630

HONDA

36750-SE0-003

36750-SE0-013

ISUZU

8-94109-863-0

KIA

OK20C-66-490A

93810 3E000

MITSUBISHI

MB-487644

MB-596608

OPEL

12 40 554

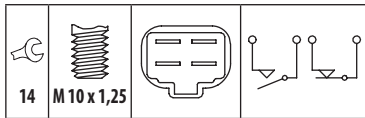
94109863

SSANGYONG

8571005020X

VAUXHALL

94109863



ACURA			
INTEGRA I 1.6	D16A1	01/85	⇒ 12/90
INTEGRA I 1.6 i	D16A8	01/85	⇒ 12/90
LEGEND II 3.2	C32A2	08/91	⇒ 08/96
NSX 3.0	C30A3	01/90	⇒ 08/97
NSX 3.2	C32B2	08/97	⇒ 12/05
NSX R 3.0	C30A4	01/92	⇒ 08/97
NSX T 3.0	C30A4	01/95	⇒ 12/97
VIGOR 2.5	G25A, E23	09/91	⇒

DAEWOO			
KORANDO 2.0	E20	12/98	⇒ 02/01
KORANDO 2.0 16V	E20	02/99	⇒
KORANDO 2.3	E23, MB-0M662	01/99	⇒
KORANDO 2.3 D 4x4	0M661	12/98	⇒
KORANDO 2.3 TDiC	0M661LA	01/99	⇒ 02/00
KORANDO 2.3 TDiC 4x4	0M661LA	12/98	⇒
KORANDO 2.9	0M662	12/98	⇒ 05/05
KORANDO 2.9 D	MB-0M662, MB-0M60129TD	01/99	⇒
KORANDO 2.9 TD	MB-0M60129TD, E32	01/99	⇒
KORANDO 3.2 4x4	E32, MB0M601	01/99	⇒
MUSSO 2.2 TD	MB0M601, MB-0M60129TD	09/99	⇒
MUSSO 2.3	M111.970	01/99	⇒
MUSSO 2.9 D 4x4	0M662	01/99	⇒ 09/99
MUSSO 2.9 TD 4x4	MB-0M60129TD, M104.992	01/99	⇒
MUSSO 3.2 4x4	M104.992, F20A2	01/99	⇒

HOLDEN			
JACKAROO_UBS 2.2 4x4	4ZD1	03/87	⇒ 10/88
JACKAROO_UBS 2.3 TD 4x4	C223	03/87	⇒ 10/88
JACKAROO_UBS 2.6i 4x4	4ZE1	11/88	⇒ 12/91
JACKAROO_UBS 2.8 TD 4x4	4JB1	11/88	⇒ 12/91
JACKAROO_UBS 3.2i 24v 4x4	--	04/92	⇒ 12/97
MONTEREY_UBS 3.2i 24v 4x4	--	11/93	⇒ 12/97
PIAZZA_YB 2.0i Turbo	2LH.C.	04/86	⇒ 12/87
RODEO_KB 2.3	2.25	03/87	⇒ 07/88
RODEO_KB 2.3 4x4	2.25	03/87	⇒ 07/88
RODEO_KB 2.3 D	2.23	03/87	⇒ 07/88
RODEO_KB 2.3 D 4x4	2.23	03/87	⇒ 07/88
RODEO_TF 2.2	4ZD1	03/91	⇒ 08/93

HONDA			
ACCORD IV 2.0 16V	F20A2, F20A4	01/90	⇒ 12/93
ACCORD IV 2.0 i 16V	F20A4, F22A3	01/90	⇒ 12/93
ACCORD IV 2.2	F22A6	05/92	⇒ 12/93
ACCORD IV 2.2 i 16V	F22A3, F22B1	01/90	⇒ 12/93
ACCORD IV 2.2 i 16V Automatic	F22A3	01/90	⇒ 03/93

HONDA			
ACCORD V 1.9 i	F18A3	02/96	⇒ 10/98
ACCORD V 2.0	F20B3	09/93	⇒ 12/97
ACCORD V 2.0 i LS	F20Z1	02/96	⇒ 10/98
ACCORD V 2.0 i LS 16V	F20B3	09/93	⇒ 02/98
ACCORD V 2.0 i S	F20Z1	03/93	⇒ 01/96
ACCORD V 2.0 TDi	20T2N	04/96	⇒ 10/98
ACCORD V 2.2	F22B1, D4EA	10/93	⇒ 12/97
ACCORD V 2.2 i [USA]	--	01/94	⇒ 12/95
ACCORD V 2.2 i 16V	F22B4	08/95	⇒ 12/97
ACCORD V 2.2 i ES	F22B5	09/93	⇒ 02/98
ACCORD V 2.2 i VTEC	F22Z2	02/96	⇒ 10/98
ACCORD V 2.3 i SR	H23A3	03/93	⇒ 01/96
ACCORD V 2.7 i V6 [USA]	--	01/95	⇒
LEGEND I 2.7 i 24V	C27A1	10/87	⇒ 12/90
LEGEND II 3.2 i 24V	C32A2	01/91	⇒ 02/96
NSX 3.0 24V Vtec	C30A3	06/90	⇒ 09/05
NSX 3.0 24V Vtec Automatic	C30A4	03/95	⇒ 09/05
NSX 3.0 24V Vtec Automatic	C30A4	06/90	⇒ 09/05
NSX 3.2 24V Vtec	C32B2	01/97	⇒ 09/05
PASSPORT 2.6 i [USA]	4ZE1	01/94	⇒
PRELUDE IV 2.2 i 16V Vtec	H22A2	02/93	⇒ 09/96
PRELUDE IV 2.3 i 16V	H23A2	02/92	⇒ 09/96

ISUZU			
AMIGO 2.3i [USA]	LW3	01/88	⇒
AMIGO 2.6i [USA]	RLJ	01/88	⇒
I-MARK_FWD	--	01/85	⇒ 12/87
I-MARK_RWD	--	01/85	⇒ 12/87
IMPULSE	--	01/83	⇒ 12/89
IMPULSE 1.6i [USA]	RLK	01/90	⇒
IMPULSE 1.6i RS [USA]	RLK	01/90	⇒
IMPULSE 1.6i Turbo [USA]	--	01/90	⇒
IMPULSE 1.8i [USA]	RLX	01/91	⇒
PICK-UP 2.3i [USA]	LW3	01/88	⇒
PICK-UP 2.6i [USA]	RLJ	01/88	⇒
PICK-UP 3.1i V6 [USA]	LG6	01/90	⇒
PICK-UP Diesel	--	01/85	⇒
RODEO 2.6i [USA]	RLJ	01/90	⇒
RODEO 3.1i V6 [USA]	LG6	01/90	⇒ 12/92
RODEO 3.2i V6 [USA]	RLU	01/92	⇒
STYLUS 1.6i DOHC [USA]	RLK	01/90	⇒ 12/91
STYLUS 1.6i SOHC [USA]	RLR	01/90	⇒
STYLUS 1.8i DOHC [USA]	RLX	01/91	⇒
TROOPER 2.2 D 4WD	C223	05/84	⇒ 12/89
TROOPER 2.2 D 4x4	C223	05/84	⇒ 07/89
TROOPER 2.6 4WD	4ZE1	11/86	⇒ 07/91
TROOPER 2.6 i	4ZE1	10/87	⇒ 12/91
TROOPER 3.2i DOHC [USA]	RLV	01/92	⇒
TROOPER 3.2i SOHC [USA]	RLU	01/92	⇒
TROOPER 3.2i V6 [USA]	--	01/88	⇒ 12/91

KIA			
CARENS II 2.0 CRDi	D4EA, K5	07/02	⇒
CARENS II 2.0 CVT	G46C	08/04	⇒
CARNIVAL I 2.5 V6	K5, --	10/01	⇒ 06/06
CARNIVAL I 2.9 CRDi	J3	10/01	⇒ 06/06
CARNIVAL I 2.9 TD	HJ3	01/99	⇒ 09/07
CARNIVAL I 3.5	G6CU	07/02	⇒ 04/06
SEDONA 2.5 V6	--	07/01	⇒
SEDONA 2.9 CRDi	--	07/01	⇒
SEDONA 3.5 [CAN] [USA]	--	04/01	⇒
SEPHIA I 1.6 i	B6	09/93	⇒ 10/97
SEPHIA I 1.8 i 16V	--, D4CB	01/95	⇒ 10/97
SEPHIA II 1.8 i 16V	--	09/97	⇒
SORENTO I 2.4	G4J5	08/02	⇒
SORENTO I 2.5 CRDi	D4CB, F9Q1	08/02	⇒
SORENTO I 2.5 CRDi [ExtraEU]	D4CB	09/06	⇒ 12/11
SORENTO I 3.5 V6 4WD	G6CU	08/02	⇒
SPECTRA 1.8 i 16V	--	09/97	⇒
SPORTAGE I 2.0	FE(16V)	10/00	⇒ 08/03
SPORTAGE I 2.0 4WD	FE(16V)	10/00	⇒ 08/03
SPORTAGE I 2.0 i 16V	FE(16V)	10/99	⇒ 08/03

MITSUBISHI			
3000 GT 3.0 i 24V 4WD	6G72(DOHC24V)	06/92	⇒ 08/99
CARISMA 1.9 DI-D	F9Q1, 4G63(SOHC8V)	09/00	⇒ 06/06
CONQUEST 2.6	--	01/84	⇒
CORDIA 1.8 Turbo [USA]	G62B	01/84	⇒ 12/88
ECLIPSE I 1.8	4G37	12/89	⇒ 03/94
ECLIPSE I 2.0 i 16V	4G63(DOHC16V)	04/91	⇒ 11/95
ECLIPSE I 2.0 i 16V 4WD	4G63(DOHC16V)	04/91	⇒ 11/95
ECLIPSE I 2.0 Turbo	4G63-T(DOHC16V)	12/89	⇒ 03/94
ECLIPSE I 2.0 Turbo 4WD	4G63-T(DOHC16V)	12/89	⇒ 03/94
ECLIPSE II 2.0 Turbo	4G63-T(DOHC16V)	04/94	⇒ 04/99
ECLIPSE II 2000 GS 16V	4G63DOHC	12/95	⇒ 04/99
ECLIPSE II 2000 GT 16V	4G63DOHC	12/95	⇒ 04/99
EXPO 2.4 i [USA]	4G64	01/91	⇒ 12/92
EXPOLRV 2.4i [USA]	4G64	01/92	⇒
GALANT VI 2.0	4G63(SOHC8V), 4G63(DOHC16V)	11/87	⇒ 12/92
GALANT VI 2.0 4WD	4G63(SOHC8V)	12/88	⇒ 10/92

MITSUBISHI			
GALANT VI 2.0 4x4 4WS	4G63(DOHC16V)	06/88	⇒ 05/91
GALANT VI 2.0 GTi 16V	4G63(DOHC16V), 4D56T	11/87	⇒ 10/92
GALANT VI 2.0 GTi 16V 4WD	4G63(DOHC16V)	06/88	⇒ 10/92
GALANT VI 2.0 GTi 16V 4x4	4G63(DOHC16V)	07/89	⇒ 12/92
GALANT VI 2.0 GTi 16V Cat 4WD	4G63(DOHC16V)	09/91	⇒ 10/92
GALANT VII 2.0 GLSi	4G63(SOHC16V)	11/92	⇒ 08/96
GALANT VII 2.0 GLSi 4WD	4G63(SOHC16V)	11/92	⇒ 08/96
GALANT VII 2.0 V6-24	6A12	11/92	⇒ 08/96
GALANT VII 2.5	6G73	11/92	⇒ 09/96
GALANT VII 2.5 V6-24 4WD	6G73	11/92	⇒ 08/96
MONTERO 2.4 16V	4G64(12V)	04/91	⇒
MONTERO 2.5 TDiC 4x4	4D56(12V)	05/86	⇒ 02/91
MONTERO 2.6i [USA]	4G54	01/83	⇒ 12/90
PAJERO I 2.5 TD	4D56T, 6G72(SOHC24V)	05/86	⇒ 12/91
PAJERO I 2.5 TD 4WD	4D56T	10/86	⇒ 05/91
PAJERO I 3.0 i 4WD	6G72(SOHC12V)	05/88	⇒ 05/91
PAJERO I 3.0 V6	6G72(SOHC12V)	11/88	⇒ 11/90
PAJERO II 2.4	4G64(12V)	04/91	⇒ 04/00
PAJERO II 2.5 TD 4WD	4D56TD	12/90	⇒ 04/00
PAJERO II 2.5 TDiC	4D56T	03/91	⇒ 08/99
PAJERO II 2.8 D 4WD	4M40-A	11/93	⇒ 07/97
PAJERO II 2.8 TD	4M40-T	06/94	⇒ 10/99
PAJERO II 3.0 V6	6G72(SOHC12V)	12/90	⇒ 12/95
PAJERO II 3.0 V6 24V	6G72(SOHC24V), 6G74(DOHC24V)	06/94	⇒ 04/00
PAJERO II 3.0 V6 4WD	6G72(SOHC12V)	12/90	⇒ 12/95
PAJERO II 3.5 V6 24V	6G74(DOHC24V), 6G74(DOHC24V)	06/94	⇒ 10/99
PAJERO III 2.4	4G64(12V)	10/01	⇒ 08/06
PAJERO III 2.4 4x4	4G64(12V)	10/01	⇒ 12/06
PAJERO III 2.5 TD	4D56T	07/01	⇒
PAJERO III 2.5 TDi	4D56T	04/00	⇒ 12/06
PAJERO III 3.5	6G74(DOHC24V)	04/00	⇒ 01/07
PAJERO III 3.5 i	6G74(DOHC24V), 4D56	09/03	⇒ 10/06
PAJERO III 3.5 V6 GDI	6G74(GDI)	04/00	⇒ 12/06
PAJERO SPORT I 2.5 TD	4D56, 6G72(DOHC24V)	07/02	⇒
PAJERO SPORT I 3.0 4WD	6G72(SOHC24V)	09/96	⇒ 12/01
PAJERO SPORT I 3.0 V6	6G72(DOHC24V), F9Q1	12/99	⇒
PAJERO SPORT II 2.4	4G64(16V)	07/08	⇒
SHOGUN I 2.5 TDiC 4x4	4D56(12V)	10/86	⇒ 02/91
SPACE STAR 1.9 DI-D	F9Q1, 4G63-T(ECI)	02/01	⇒ 12/04
STARION 2.0 Turbo Eci	4G63-T(ECI), X225E	06/82	⇒ 08/87
STARION 2.6 Turbo [USA]	--	01/83	⇒ 12/88
STARION 2.6 Turbo Eci	G54BT/C	09/87	⇒ 06/90
TRUCK 2.4i [USA]	4G64	01/89	⇒
TRUCK 2.6 [USA]	G54B	01/86	⇒
VALLEY 2.4 i	4G64	09/92	⇒ 10/94

OPEL			
CAMPO 2.5 TD	4JA1-T	07/94	⇒ 06/01
CAMPO 2.5 TD 4x4	4JA1-T	07/94	⇒ 06/01
CAMPO 3.1 TD	4JG2T	12/92	⇒ 06/01
CAMPO 3.1 TD 4x4	4JG2T	12/92	⇒ 06/01
FRONTERA 2.2	X225E, 6VD1	09/98	⇒ 07/04
FRONTERA 2.2 DTi	X22DTH	09/98	⇒ 08/02
FRONTERA 3.2	6VD1, Y22DTH	07/00	⇒ 07/04
FRONTERA B 2.2 DTi	Y22DTH, E32	09/02	⇒
MONTEREY A 3.1 TD	4JG2TC	09/91	⇒ 07/98
MONTEREY A 3.2	6VD1	08/91	⇒ 03/94
MONTEREY B 3.0 DTi	4JX1		

7.1049



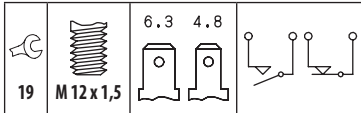
3

BRAKE/CLUTCH PEDAL SWITCHES

Adatt./Suitable:

ALFA ROMEO
113 30 65 177 00/00
60515008

FIAT
5954516
5964877
82416970



ALFA ROMEO

33 I 1.2	AR30585	06/83 → 12/89
33 I 1.3	AR30168, AR30508	06/83 → 12/89
33 I 1.3 i.e.	AR30168	05/83 → 12/89
33 I 1.4	AR30587	01/84 → 12/88
33 I 1.5	AR30588	07/86 → 12/89
33 I 1.5 4x4	AR30508, AR30146	07/86 → 12/89
33 I 1.5 QV	AR30146, 138B2.000	06/84 → 12/89
33 I 1.7	AR30550	01/86 → 12/89
33 I 1.7 i.e.	AR30558	09/88 → 12/89
33 I 1.7 i.e. 4x4	AR30558	09/88 → 12/89
33 I 1.7 QV	AR30550	03/88 → 12/89
33 I 1.8 TD	VM82A	01/86 → 06/90
90 1.8	AR06202	10/84 → 07/87
90 2.0 i.e.	AR06210	10/84 → 07/87
90 2.4 TD	VM81A	10/84 → 07/87
90 2.5 i.e. V6	AR01646	10/84 → 07/87
GIULIETTA I 1.8	AR01678	04/79 → 04/85
GIULIETTA I 2.0	AR01655	06/80 → 04/85
GIULIETTA I 2.0 TD	VM4HT	01/83 → 12/85

FIAT

ARGENTA 2000	132D1.000	06/78 → 12/85
ARGENTA 2000 i.e.	132C3.000	06/81 → 07/86
ARGENTA 2500 Diesel	8144.61	06/81 → 11/85
ARGENTA 2500 Turbodiesel	8144.61.500.81	07/83 → 08/85
CROMA I 1900 Turbo D i.d.	--	01/87 → 12/90
CROMA I 2000 i.e.	834B.048	03/86 → 09/90
CROMA I 2000 i.e. Turbo	154A2.000	12/85 → 06/90
CROMA I 2500 D	8144.67	12/85 → 12/89
CROMA I 2500 TD	8144.91.2000	12/85 → 08/89
DUNA 60 1.1	146A6.000	01/87 → 12/91
DUNA 70 1.3	146A5.000	01/87 → 12/91
REGATA 100 Super 1.6	149A2.000	10/83 → 12/90
REGATA 65 Diesel 1.9	149A1.000	04/84 → 07/89
REGATA 70 1.3	138B2.000, 146A.000	09/83 → 07/89
REGATA 80 Turbo Diesel 1.9	831D1.000	05/86 → 07/89
RITMO I 1.1	146A4.048	04/85 → 12/87
RITMO I 1.3	149A3.000	11/83 → 08/85
RITMO I 1.5	138C2.048	10/85 → 05/87
RITMO I 1.6	149A4.000	01/83 → 12/87
RITMO II 75 1.5	138A2.000	09/85 → 12/88
UNO 45 0.9	146A.000, --	03/83 → 07/96
UNO 45 1.0 Fire	--	01/83 → 12/89
UNO 60 1.1 SX	--, T20SED	01/83 → 12/89
UNO 70 1.3i SX	--	01/83 → 12/89
UNO 75 i.e. 1.5	138C2.048	10/85 → 12/93

FIAT (BR)

UNO 1.5R	1.5	01/87 → 12/89
UNO 1.6R	1.6	01/90 → 12/93
UNO CS 1.5	1.5	01/89 → 12/89
UNO CSL 1.6	1.6	01/91 → 12/93

SEAT

RONDA 1.6	138AR6.000	08/83 → 09/85
RONDA 1.7 Diesel	022A.5000	06/82 → 12/86

7.1050



3

BRAKE/CLUTCH PEDAL SWITCHES

Adatt./Suitable:

CHEVROLET
94580647
96567247

DAEWOO
90196375
94580647
96567247

GENERAL MOTORS

90 196 375
90 504 499
94 580 647
96 567 247

HOLDEN
90196375

LAND ROVER
XKB100080L

MG
XKB100080

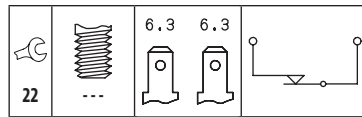
OPEL
12 39 433
12 40 591
90196375
90504499

ROVER
XKB100080

Vauxhall
90196375
90504499

- 1095 with automatic adjustment**
- con regolazione automatica
 - avec réglage automatique
 - mit automatischer Nachstellung
 - con reajuste automático

MARKET DIFFUSION: MEDIUM



CHEVROLET

SPARK I 0.8	F8CV	09/00 → 12/04
SPARK I 1.0	G10CV	11/02 → 12/04

DAEWOO

ARANOS 1.5	V15L	01/95 → 11/97
ARANOS 2.0	Y20L	01/95 → 11/97
ESPERO 1.5 16V	A15MF	02/95 → 06/99
ESPERO 1.8	C18LE	02/95 → 06/99
ESPERO 2.0	C20LE	02/95 → 06/99
KONDOR 2.0	X20SED	06/97 → 08/00
LEGANZA 2.0	T20SED, F8CV	06/97 → 12/02
LEGANZA 2.0 16V	T20SED	07/00 → 04/04
LEGANZA 2.2 16V	T22SED	04/99 → 12/02
MATIZ 0.8	F8CV, B10S	08/98 →
MATIZ 1.0	B10S, G15MF	01/03 →
NEXIA 1.5	G15MF, G16L	02/95 → 08/97
NEXIA 1.5 16V	A15MF	02/95 → 08/97
NUBIRA I 1.6	A16DMS	05/97 → 07/03
NUBIRA I 1.6 16V	G16L	05/97 →
NUBIRA I 2.0	Z20L	05/97 → 12/99
ORION 1.6	G16L, 20T2N	06/98 → 08/00
ORION 2.0	Z20L	06/98 → 08/00
RACER 1.5	G15MF	03/95 → 12/97

HOLDEN

FRONTERA_UT 2.0i	X20SE	10/95 → 03/99
------------------	-------	---------------

LAND ROVER

FREELANDER 1.8 i 16V 4x4	18K4F	02/98 → 10/06
FREELANDER 2.0 DI 4x4	20T2N, 14NV	02/98 → 10/06

MG

MGF 1.8i VVC	18K4K	10/01 → 03/02
MGF 1.6	16K4F	02/00 → 03/02
MGF 1.8i 16V	18K4F	03/95 → 03/02
MGF 1.8i VVC	18K4K	03/95 → 03/02
MGTF 115	16K4F	03/02 → 12/09
MGTF 120	18K4F	03/02 → 12/09
MGTF 135	18K4F	03/02 → 12/09
MGTF 160	18K4K	03/02 → 12/09

OPEL

ASTRA F 1.4	14NV, 16LZ2	09/91 → 09/98
ASTRA F 1.4i	C14NZ	09/91 → 01/05
ASTRA F 1.4 i 16V	X14XE	01/96 → 03/01
ASTRA F 1.4 Si	C14SE	03/92 → 03/01
ASTRA F 1.6	16LZ2, C16NZ	09/94 → 09/98
ASTRA F 1.6i	C16NZ, --	09/91 → 01/05
ASTRA F 1.6 i 16V	X16XEL	08/94 → 01/05
ASTRA F 1.6 Si	C16SE	03/92 → 12/94

OPEL

ASTRA F 1.7 D	--, 17DT(TC4EE1)	12/91 → 01/99
ASTRA F 1.7 TD	X17DTL	08/94 → 08/00
ASTRA F 1.7 TDS	17DT(TC4EE1), 18SE	12/91 → 09/98
ASTRA F 1.8	Z18XEL	02/03 → 07/04
ASTRA F 1.8 i	C18NZ	09/91 → 08/00
ASTRA F 1.8 i 16V	18SE, C20XE	06/93 → 03/01
ASTRA F 2.0 GSI 16V	C20XE	09/91 → 01/98
ASTRA F 2.0 i	C20NE	09/91 → 09/98
ASTRA F 2.0 i 16V	C20XE, X14XE	03/93 → 08/00
ASTRA G 1.2	X12XE	09/98 → 08/00
ASTRA G 1.2 16V	X12XE	02/98 → 09/00
ASTRA G 1.4	X14XE	09/98 → 04/05
ASTRA G 1.4 16V	X14XE	02/98 → 01/05
ASTRA G 1.4 LPG	X14XE, X16SZR	02/98 → 01/05
ASTRA G 1.6	X16SZR, X16XEL	02/98 → 07/04
ASTRA G 1.6 16V	X16XEL	02/98 → 01/05
ASTRA G 1.6 LPG	X16XEL, X20XEV	06/02 → 06/07
ASTRA G 1.8	X18XE1	03/98 → 08/00
ASTRA G 1.8 16V	X18XE1	02/98 → 10/00
ASTRA G 2.0	X20XEV, C20XE	03/98 → 01/05
ASTRA G 2.0 16V	X20XEV	02/98 → 01/05
ASTRA G 2.0 16V OPC	X20XER	11/99 → 09/02
CALIBRA A 2.0i	C20NE	08/89 → 12/96
CALIBRA A 2.0i 16V	C20XE, C20XE	06/90 → 07/97
CALIBRA A 2.0i 16V 4x4	C20XE, C20NE	06/90 → 07/97
CALIBRA A 2.0i 4x4	C20NE	06/90 → 07/97
CALIBRA A 2.0i Turbo 4x4	C20LET	08/91 → 07/97
CALIBRA A 2.5 iV6	C25XE	04/93 → 07/97
FRONTERA A 2.0 i	C20NE, 13N	03/92 → 10/98
FRONTERA A 2.2 i	X22XE	03/95 → 10/98
FRONTERA A 2.3 TD	Z3DTR	03/92 → 10/98
FRONTERA A 2.4 i	C24NE	03/92 → 10/98
FRONTERA A 2.5 TDS	25TDS(VM41B)	09/96 → 10/98
FRONTERA A 2.8 TD	28TD(DI4JB1-T)	03/95 → 08/98
KADETT D 1.2	12ST	08/82 → 08/84
KADETT E 1.2	12SC	09/84 → 07/86
KADETT E 1.3 i Cat	C13N	09/85 → 08/91
KADETT E 1.3 N	13N, 16D	09/84 → 08/91
KADETT E 1.3 S	13S	09/84 → 02/93
KADETT E 1.4 i	C14NZ	01/90 → 07/94
KADETT E 1.4 S	14NV	07/89 → 02/93
KADETT E 1.5 TD	15DT(T4EC1)	07/88 → 08/91
KADETT E 1.6	16SV	09/86 → 12/91
KADETT E 1.6 D	16D, 16SV	08/84 → 12/89
KADETT E 1.6 i	16SV, C16LZ	09/86 → 07/94
KADETT E 1.6 i Cat	C16LZ, 16S	09/86 → 02/93
KADETT E 1.6 S	16S, 18E	09/84 → 08/91
KADETT E 1.7 D	17D	08/88 → 07/94
KADETT E 1.8	18SE	01/86 → 08/91
KADETT E 1.8 E	C18NE	10/85 → 08/86
KADETT E 1.8 GSI	18E	09/84 → 08/86
KADETT E 1.8 i	18E, 20NE	08/84 → 09/92
KADETT E 1.8 S	E18NV	09/87 → 08/91
KADETT E 2.0 GSI	20NE, 16SV	09/86 → 08/91
KADETT E 2.0 GSI 16V	20XE	12/87 → 08/91
KADETT E 2.0 GSI 16V Cat	C20XE	03/88 → 08/91
KADETT E 2.0 GSI Cat	C20NE	09/86 → 08/91
KADETT E 2.0 i	20NE	10/86 → 02/93
KADETT E 2.0 i Cat	C20NE	10/86 → 02/93
VECTRA A 1.4 S	14NV	04/88 → 06/92
VECTRA A 1.6	16SV, C16NZ	09/88 → 07/93
VECTRA A 1.6 i	C16NZ, C16NZ	09/88 → 11/95
VECTRA A 1.6 i Cat	C16NZ, 17D	09/88 → 11/95
VECTRA A 1.6 S	16SV	09/88 → 05/93
VECTRA A 1.7 D	17D, 18SV	09/88 → 11/95
VECTRA A 1.7 TD	17DT(TC4EE1)	03/90 → 11/95
VECTRA A 1.8 i	18SV	09/88 → 10/90
VECTRA A 1.8 i Cat	C18NZ	03/90 → 11/95
VECTRA A 1.8 S	18SV, 20XEJ	09/88 → 10/90
VECTRA A 1.8 S 4x4	E18NVR	01/89 → 07/89
VECTRA A 2.0 i	20NE	09/88 → 10/90
VECTRA A 2.0 i 16V	20XEJ, 16LZ2	02/89 → 08/95
VECTRA A 2.0 i 16V 4x4	C20XE	08/89 → 11/95
VECTRA A 2.0 i 16V Cat	C20XE	02/90 → 11/95
VECTRA A 2.0 i 4x4	20NE	01/89 → 10/90
VECTRA A 2.0 i Cat	C20NE	09/88 → 11/95
VECTRA A 2.0 i Cat 4x4	C20NE	01/89 → 11/95
VECTRA A 2.5 CD 4x4	C25XE	08/92 → 08/95
VECTRA A 2.5 V6	C25XE	02/93 → 11/95
VECTRA A 2000 16V 4x4	20XEJ	01/89 → 10/90
VECTRA A 2000/GT 16V	20XEJ	01/89 → 06/94
VECTRA A 2000/GT 16V Cat	C20XE	02/90 → 11/95
VECTRA A 2000/GT 16V Cat 4x4	C20XE	02/90 → 11/95
VECTRA B 1.6 i	16LZ2, X17DT(TC4EE1)	10/95 → 07/03
VECTRA B 1.6 i 16V	X16XEL	10/95 → 07/02
VECTRA B 1.7 TD	X17DT(TC4EE1), X18XE	10/95 → 12/98
VECTRA B 1.8 FlexFuel	X18XE	01/99 → 09/00

OPEL			
VECTRA B 1.8 i 16V	X18XE, C20SEL	09/00	⇒ 07/03
VECTRA B 2.0	C20SEL	10/95	⇒ 04/02
VECTRA B 2.0 i	20NEJ	10/95	⇒ 04/02
VECTRA B 2.0 i 16V	C20SEL, C22SEL	10/95	⇒ 07/03
VECTRA B 2.2 DTi	Y22DTR	09/00	⇒ 04/02
VECTRA B 2.2 i 16V	C22SEL, X16XEL	07/00	⇒ 07/03
VECTRA B 2.5	X25XE	10/99	⇒ 06/00
VECTRA B 2.5 i V6	X25XE	10/95	⇒ 09/00
VECTRA B 2.6 i V6	Y26SE	09/00	⇒ 07/03
VECTRA B 1500 2.5	X25XE	05/98	⇒ 09/00
ZAFIRA A 1.6 16V	X16XEL	04/99	⇒ 06/05
ZAFIRA A 1.6 LPG	X16XEL, C14NZ	10/03	⇒ 06/05
ZAFIRA A 1.8 16V	X18XE1	04/99	⇒ 09/00

VAUXHALL			
ASTRA III 1.4	14NV	09/91	⇒ 09/93
ASTRA III 1.4 i	C14NZ, C16NZ	03/91	⇒ 09/98
ASTRA III 1.4 i 16V	X14XE	01/96	⇒ 03/01
ASTRA III 1.4 S	14NV	09/91	⇒ 02/98
ASTRA III 1.6	C16SE	03/94	⇒ 08/95
ASTRA III 1.6 i	C16NZ, 17D	09/91	⇒ 12/98
ASTRA III 1.6 i 16V	X16XEL	01/94	⇒ 09/98
ASTRA III 1.6 Si	C16SE	03/91	⇒ 12/94
ASTRA III 1.7 D	17D, 17DT(TC4EE1)	03/91	⇒ 09/98
ASTRA III 1.7 TD	17DT(TC4EE1), C18XEL	12/91	⇒ 09/98
ASTRA III 1.8	C18XE	09/94	⇒ 08/96
ASTRA III 1.8 16V	C18XEL, 18SE	11/94	⇒ 03/01
ASTRA III 1.8 i	C18NZ	09/91	⇒ 09/98
ASTRA III 1.8 i 16V	18SE, C20XE	06/93	⇒ 02/98
ASTRA III 2.0 i	C20NE	09/91	⇒ 09/98
ASTRA III 2.0 i 16V	C20XE, X14XE	09/91	⇒ 09/98
ASTRA IV 1.2 16V	X12XE	02/98	⇒ 09/00
ASTRA IV 1.4 16V	X14XE	02/98	⇒ 05/05
ASTRA IV 1.4 16V Dualfuel	X14XE, X16SZR	09/99	⇒ 06/03
ASTRA IV 1.6	X16SZR	02/98	⇒ 04/04
ASTRA IV 1.6 16V	X16XEL	02/98	⇒ 05/05
ASTRA IV 1.6 Dualfuel	X16SZR, C16NZ	02/98	⇒ 08/04
ASTRA IV 1.8 16V	X18XE1	02/98	⇒ 08/05
ASTRA IV 2.0	X20XER	10/99	⇒ 08/00
ASTRA IV 2.0 16V	X20XE	02/98	⇒ 05/05
ASTRAVAN I 1.4 i	C14NZ	01/91	⇒ 10/94
ASTRAVAN I 1.6 i	C16NZ, C20XE	01/91	⇒ 08/98
ASTRAVAN I 1.7 D	17DR	01/91	⇒ 08/94
ASTRAVAN I 1.7 TD	X17DTL	01/94	⇒ 08/98
ASTRAVAN II 1.3 Dualfuel	X16SZR	02/98	⇒ 12/00
ASTRAVAN II 1.6 Dualfuel 16V	Z16XEP	10/04	⇒ 12/05
ASTRAVAN II 1.6 i	X16SZR	08/98	⇒ 09/00
CALIBRA 2.0 i	C20NE	06/90	⇒ 07/97
CALIBRA 2.0 i 16V	C20XE, C20XE	06/90	⇒ 07/97
CALIBRA 2.0 i 16V 4x4	C20XE, C25XE	06/90	⇒ 07/97
CALIBRA 2.0 i 4x4	C20NE	06/90	⇒ 07/97
CALIBRA 2.0 i Turbo 4x4	C20LET	03/92	⇒ 07/97
CALIBRA 2.5 i V6	C25XE, C20NE	04/93	⇒ 07/97
FRONTERA A 2.0	C20NE, C20NE	04/95	⇒ 08/98
FRONTERA A 2.0 i	C20NE, X16XEL	03/92	⇒ 10/98
FRONTERA A 2.2 i	X22XE	03/95	⇒ 10/98
FRONTERA A 2.3 TD	Z3DTR	09/91	⇒ 06/98
FRONTERA A 2.4 i	C24NE	03/92	⇒ 10/98
FRONTERA A 2.5 TDS	Z5TDS(VM41B)	11/91	⇒ 10/98
FRONTERA A 2.8 TD	Z8TDI(4JB1-T)	01/95	⇒ 12/96
VECTRA 2.0 DualFuel	X20XE	05/98	⇒ 01/01
VECTRA B 1.6 i	X16SZR	08/95	⇒ 03/02
VECTRA B 1.6 i 16V	X16XEL, X17DT(TC4EE1)	08/95	⇒ 03/02
VECTRA B 1.7 TD	X17DT(TC4EE1), X18XE	10/95	⇒ 12/97
VECTRA B 1.8 Dualfuel	Z18XE	09/00	⇒ 07/03
VECTRA B 1.8 i 16V	X18XE, EJ202	09/00	⇒ 07/03
VECTRA B 2.0 Dualfuel	X20XE	08/98	⇒ 01/01
VECTRA B 2.0 i	20NEJ	10/95	⇒ 03/02
VECTRA B 2.0 i 16V	X20XE	10/95	⇒ 01/01
VECTRA B 2.2 i 16V	Z22SE	08/95	⇒ 07/03
VECTRA B 2.5 i GSi	X25XE	03/98	⇒ 07/00
VECTRA B 2.5 i V6	X25XE	09/95	⇒ 08/00
VECTRA B 2.6 i V6	Y26SE	09/00	⇒ 07/03
ZAFIRA A 1.6 16V	X16XEL	04/99	⇒ 08/05
ZAFIRA A 1.6 Dualfuel	X16XEL	11/98	⇒ 08/05
ZAFIRA A 1.8 16V	X18XE1	05/99	⇒ 08/00

7.1052



3

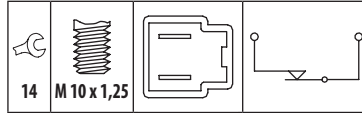
BRAKE/CLUTCH PEDAL SWITCHES

Adatt./Suitable:

NISSAN
25320-0B000
25320-28E00

OPEL
12 40 552

SUBARU
83311-AA010
83311-AA011
83311-TA010



HONDA			
PASSPORT 2.6 i [USA]	4ZE1		01/94 ⇔
NISSAN			
CABSTAR II 2.0	--	07/92	⇔ 05/94
CABSTAR II 2.5 D	TD25	07/92	⇒ 12/00
PICK UP II 2.5 D 4WD	TD25	02/98	⇒ 04/05
SUNNY II 1.0 L	E10S	07/86	⇒ 09/90
SUNNY II 1.3	E13S	06/86	⇒ 10/91
SUNNY II 1.4 LX	GA14S	10/88	⇒ 08/91
SUNNY II 1.5	E15S	06/86	⇒ 10/88
SUNNY II 1.6	E16S	06/86	⇒ 10/88
SUNNY II 1.6 12V	GA16S	10/88	⇒ 09/90
SUNNY II 1.6 4x4	GA16S	07/86	⇒ 10/88
SUNNY II 1.6 i	E16i	06/86	⇒ 10/90
SUNNY II 1.6 i 12V	GA16i	06/86	⇒ 06/91
SUNNY II 1.6 i 4x4	E16i	06/86	⇒ 10/90
SUNNY II 1.7 D	CD17	06/86	⇒ 01/91
SUNNY II 1.8 GTi 16V	CA18D	01/89	⇒ 06/91
URVAN III 2.0	Z20	05/87	⇒ 05/97
URVAN III 2.3 D	TD23	01/88	⇒ 05/97
URVAN III 2.5 D	TD25	12/88	⇒ 05/97

OPEL			
CAMPO 2.2 D	C223	08/87	⇒ 08/90
CAMPO 2.2 D 4x4	C223	08/87	⇒ 08/90
CAMPO 2.3	Z3P	08/94	⇒ 09/96
CAMPO 2.5 D	4JA1	08/91	⇒ 06/94
CAMPO 2.5 D 4x4	4JA1	08/91	⇒ 06/94
CAMPO 2.5 TD	4JA1-T	07/94	⇒ 06/01
CAMPO 2.5 TD 4x4	4JA1-T	07/94	⇒ 06/01
CAMPO 3.1 TD	4JG2T	12/92	⇒ 06/01
CAMPO 3.1 TD 4x4	4JG2T	12/92	⇒ 06/01
MONTEREY A 3.1 TD	4JG2TC	09/91	⇒ 07/98
MONTEREY A 3.2	6VD1	08/91	⇒ 03/94
MONTEREY B 3.0 DTi	4JX1	07/98	⇒ 08/99
MONTEREY B 3.5 V6 24V	6VE1	07/98	⇒ 08/99

SUBARU			
FORESTER I 2.0	EJ20J	08/97	⇒ 09/02
FORESTER I 2.0 AWD	EJ202, EJ20	08/97	⇒ 09/02
FORESTER I 2.0 S Turbo AWD	EJ20, EJ20	04/01	⇒ 09/02
FORESTER II 2.0 AWD	EJ20, EJ20	06/02	⇒ 05/05
FORESTER II 2.0 S Turbo AWD	EJ20, EJ201	09/02	⇒ 05/05
FORESTER II 2.0 X AWD	EJ201, EJ251	06/05	⇒ 05/08
FORESTER II 2.5 RX Nato AWD	EJ251, FB20A	11/02	⇒ 12/08
FORESTER II 2.5 XT AWD	EJ255	06/05	⇒ 05/08
FORESTER III 2.0	FB20A, EJ20	01/10	⇒ 09/13
FORESTER III 2.0 AWD	EJ20, EJ161	01/08	⇒
FORESTER III 2.0 BiFuel	EJ204	01/09	⇒ 12/11
FORESTER III 2.0 D AWD	EE20Z	09/08	⇒ 09/13
FORESTER III 2.5	EJ253	06/08	⇒ 09/13
FORESTER III 2.5 AWD	EJ255	06/08	⇒ 09/13
IMPREZA I 1.6	EJ161, EJ16	01/93	⇒ 12/00
IMPREZA I 1.6 i	EJ16, EJ16	08/92	⇒ 12/00
IMPREZA I 1.6 i AWD	EJ16, EJ181	08/92	⇒ 12/00
IMPREZA I 1.8 AWD	EJ18	01/93	⇒ 10/95
IMPREZA I 1.8 i	EJ181, EJ18	08/92	⇒ 06/96
IMPREZA I 1.8 i AWD	EJ18, EJ201	08/92	⇒ 12/00
IMPREZA I 2.0	EJ201	09/96	⇒ 09/00
IMPREZA I 2.0 AWD	EJ20E	12/95	⇒ 12/00
IMPREZA I 2.0 i	EJ201, EJ20	11/95	⇒ 09/00
IMPREZA I 2.0 i 16V AWD	EJ20, EJ20	06/98	⇒ 12/00

SUBARU			
IMPREZA I 2.0 i AWD	EJ20, EJ20(Turbo)	10/95	⇒ 12/00
IMPREZA I 2.0 i Turbo AWD	EJ20(Turbo)	03/94	⇒ 12/00
IMPREZA I 2.0 Turbo AWD	EJ20G	12/96	⇒ 12/00
IMPREZA I 2.0 Turbo GT AWD	EJ20(Turbo), EJ22E	03/94	⇒ 12/00
IMPREZA I 2.2 i	EJ22E, EJ253	11/93	⇒ 08/98
IMPREZA I 2.5 i	EJ253, EL15	11/93	⇒ 08/98
IMPREZA I 1.5	EL15, EL15	06/01	⇒
IMPREZA II 1.5 AWD	EL15, EJ16	10/05	⇒
IMPREZA II 1.6	EJ161	10/00	⇒ 09/06
IMPREZA II 1.6 AWD	EJ16, EJ20	12/00	⇒ 06/09
IMPREZA II 2.0 AWD	EJ20, EJ201	12/00	⇒ 12/07
IMPREZA II 2.0 i AWD	EJ201, EJ20	12/00	⇒ 06/09
IMPREZA II 2.0 i R AWD	EJ20, EJ207	09/05	⇒ 06/07
IMPREZA II 2.0 i WRX AWD	EJ205	12/02	⇒ 09/05
IMPREZA II 2.0 Turbo AWD	EJ205	12/00	⇒ 12/05
IMPREZA II 2.0 WRX Sti AWD	EJ207, EJ205	11/01	⇒ 09/05
IMPREZA II 2.0 WRX Turbo AWD	EJ205, EJ251	12/00	⇒ 03/07
IMPREZA II 2.5 AWD	EJ251, --	03/01	⇒ 03/07
IMPREZA II 2.5 i WRX AWD	EJ255	09/05	⇒ 12/08
IMPREZA II 2.5 WRX AWD	EJ255	09/05	⇒ 12/08
IMPREZA II 2.5 WRX Sti AWD	EJ257	09/05	⇒ 12/07
IMPREZA III 2.5 AWD	EJ255	01/07	⇒ 12/07
IMPREZA IV 1.5 [ExtraEU]	EL154	10/05	⇒ 03/07
IMPREZA IV 2.5 [ExtraEU]	EJ251	12/02	⇒ 09/05
LEGACY I 1.6	--	01/89	⇒
LEGACY I 1.8	--	01/89	⇒
LEGACY I 1.8 SPi	--	01/89	⇒
LEGACY I 2.2i	--	01/90	⇒
LEGACY I 2.2i [USA]	--, EJ201	01/90	⇒
LEGACY II 1.8 AWD	EJ18E	05/96	⇒ 09/98
LEGACY II 2.0 i	EJ20EMPI	09/94	⇒ 03/99
LEGACY II 2.0 i 4WD	EJ201, EJ22EMPI	09/94	⇒ 03/99
LEGACY II 2.2	EJ22	07/94	⇒ 11/98
LEGACY II 2.2 i 4WD	EJ22EMPI, EJ201	02/94	⇒ 03/99
LEGACY II 2.5	EJ25D	01/96	⇒ 12/99
LEGACY II 2.5 i 4WD	EJ25D	06/96	⇒ 03/99
LEGACY III 2.0	EJ201, EJ25	08/00	⇒ 08/03
LEGACY III 2.0 AWD	EJ201	12/98	⇒ 08/03
LEGACY III 2.0 RSK AWD	EJ206	08/00	⇒ 08/03
LEGACY III 2.5	EJ251	10/98	⇒ 08/03
LEGACY III 2.5 AWD	EJ25, EJ202	10/98	⇒ 08/03
LEGACY IV 2.0 AWD	EJ202, EJ25	09/03	⇒ 04/09
LEGACY IV 2.0 D AWD	EE20Z	02/08	⇒ 12/09
LEGACY IV 2.0 R AWD	EJ204	09/07	⇒ 12/09
LEGACY IV 2.0 Turbo	EJ20X	05/03	⇒
LEGACY IV 2.5 AWD	EJ25, EJ252	09/03	⇒ 04/09
LEGACY IV 2.5 i	EJ252, EJ25	05/03	⇒
LEGACY IV 2.5 i AWD	EJ25, 30D	09/07	⇒ 12/09
LEGACY IV 3.0	EZ30D	05/03	⇒
LEGACY IV 3.0 R AWD	30D, EJ25	09/03	⇒ 06/09
LEGACY V 2.0 i LPG AWD	EJ204	09/09	⇒ 12/11
OUTBACK II 2.5 AWD	EJ25, EJ252	10/00	⇒ 08/03
OUTBACK II 2.0 H6 AWD	EZ30D	10/00	⇒ 08/03
OUTBACK III 2.0	EJ202	09/03	⇒ 10/05
OUTBACK III 2.0 AWD	EJ202	09/03	⇒ 10/05
OUTBACK III 2.0 D AWD	EE20Z	09/08	⇒ 09/09
OUTBACK III 2.5	EJ252, EJ252	09/08	⇒ 09/09
OUTBACK III 2.5 AWD	EJ252, 30D	11/03	⇒ 09/09
OUTBACK III 3.0 AWD	30D, 35-FE	11/03	⇒ 09/09

VAUXHALL			
MONTEREY I 3.1 TD	4JG2TC	09/91	⇒ 07/98
MONTEREY I 3.2	6VD1	06/92	⇒ 07/98
MONTEREY II 3.0 DTi	4JX1	07/98	⇒ 08/99
MONTEREY II 3.5 V6 24V	6VE1	07/98	⇒ 08/99

7.1053



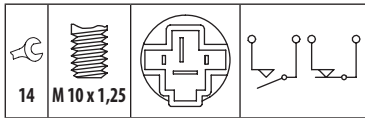
3

BRAKE/CLUTCH PEDAL SWITCHES

Adatt./Suitable:

GENERAL MOTORS
94 850 706

LEXUS
84340-50010

TOYOTA
84340-22090
84340-22100
84340-22110
84340-28030
84340-30050
84340-30070
84340-50010


LEXUS			
ES 250	2VZ-FE	12/89	⇒ 12/91
LS 1400	1UZ-FE	12/89	⇒ 12/95

TOYOTA			
4 RUNNER 2.4 i [USA]	22RE	01/88	⇒ 12/90
CAMRY 2.0	3S-FE, 3S-FE	03/83	⇒ 02/93
CAMRY 2.0 4WD	3S-FE, 4A-C	03/83	⇒ 06/91
CAMRY 2.5	2VZ-FE	10/86	⇒ 06/91
COROLLA V 1.6	4A-C, 3S-GE	08/84	⇒ 05/89
COROLLA V 1.6 16V	4A-GEC	12/85	⇒ 04/87
COROLLA V 1.6 SR	4A-C	08/83	⇒ 04/85
CRESSIDA 2.2 D	L	09/80	⇒ 04/85
CRESSIDA 3.0	7M-GE	10/88	⇒ 09/92
CRESSIDA 3.0 i	7M-GE	10/88	⇒ 01/93
MR 2 II 2.0	3S-FE	12/89	⇒ 08/92
MR 2 II 2.0 16V	3S-GE, 2TZ-FE	12/89	⇒ 09/99
MR 2 II 2.0 Turbo	3S-GTE	12/89	⇒ 07/99
MR 2 II 2.2 16V	5S-FE	01/90	⇒ 06/95
PREVIA 1.2.4	2TZ-FE	05/90	⇒ 08/00
PREVIA 1.2.4 4WD	2TZ-FE, 7M-GE	01/90	⇒ 12/99
SUPRA 3.0 24V	7M-GE, 7M-GTE	01/86	⇒ 05/93
SUPRA 3.0 Turbo	7M-GTE, 22R	09/87	⇒ 05/93
TERCEL 1.5	--	01/86	⇒
TERCEL 1.5 [USA]	3E	01/86	⇒ 12/90
TERCEL 1.5 i [USA]	3EE	01/89	⇒ 12/90
TRUCK 2.4 i [USA]	22R, AEH	01/88	⇒
TRUCK 3.0 i [USA]	3VZ-E	01/88	⇒ 12/90

7.1055



3

BRAKE/CLUTCH PEDAL SWITCHES

Adatt./Suitable:

AUDI

 191 945 515
191 945 515 A
191 945 515 B
1HM 945 515
6KO 945 515

FORD

 1 038 624
1 044 350
7 215 734
95VW-13480-AA
95VW-13480-BA
95VW-13480-BB

SEAT

 191 945 515
191 945 515 A
191 945 515 B
1HM 945 515
6KO 945 515

SKODA

 191 945 515
191 945 515 A
191 945 515 B
1HM 945 515
6KO 945 515

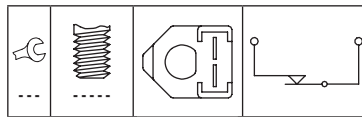
VW

 191 945 515
191 945 515 A
191 945 515 B
1HM 945 515
6KO 945 515

1069 with automatic adjustment

- con regolazione automatica
- avec réglage automatique
- mit automatischer Nachstellung
- con reajuste automático

MARKET DIFFUSION: HIGH



AUDI			
A3 I 1.6	AEH, AGN	09/96	⇒ 05/03
A3 I 1.8	AGN, AGU	09/96	⇒ 05/03
A3 I 1.8 T	AGU, AGU	12/96	⇒ 05/03
A3 I 1.8 T quattro	AGU, AGR	12/96	⇒ 05/03
A3 I 1.9 TDI	AGR, AMK	09/96	⇒ 07/01
A3 I S3 quattro	AMK, 1Z	03/99	⇒ 04/02

FORD			
GALAXY I 1.9 TDI	1Z, ESSA	03/95	⇒ 05/06
GALAXY I 2.0 i	NSE	11/95	⇒ 05/06
GALAXY I 2.3	DH23E5SB	05/00	⇒ 10/02
GALAXY I 2.3 16V	ESSA, AAA	09/01	⇒ 05/06
GALAXY I 2.8 i V6	AAA, AAA	11/95	⇒ 04/00
GALAXY I 2.8 i V6 4x4	AAA, 1Z	04/96	⇒ 04/00

SEAT			
ALHAMBRA I / II 1.8	AJH	05/98	⇒ 03/10
ALHAMBRA I / II 1.9 TDI	1Z, AER	04/96	⇒ 03/10
ALHAMBRA I / II 2.0 i	ADY	04/96	⇒ 03/10
AROSA 1.0	AER, AEX	05/97	⇒ 06/04
AROSA 1.4	AEX, AFK	05/97	⇒ 06/04
AROSA 1.4 16V	AFK, AHW	01/00	⇒ 06/04
AROSA 1.4 TDI	AMF	01/00	⇒ 06/04
AROSA 1.7 SDI	AKU	08/97	⇒ 06/04
LEON I 1.4 16V	AHW, AEH	11/99	⇒ 06/06
LEON I 1.6	AEH, AUS	11/99	⇒ 06/06
LEON I 1.6 16V	AUS, AGN	09/00	⇒ 06/06
LEON I 1.8 20V	AGN, APP	11/99	⇒ 06/06
LEON I 1.8 20VT	APP, AJQ	11/99	⇒ 06/06
LEON I 1.8 20VT 4	AJQ, AMK	11/99	⇒ 06/06
LEON I 1.8 T Cupra R	AMK, AGR	02/02	⇒ 06/06
LEON I 1.9 SDI	AQM	11/99	⇒ 06/06
LEON I 1.9 TDI	AGR, AUE	09/00	⇒ 06/06
LEON I 1.9 TDI Syncro	ARL	05/02	⇒ 06/06
LEON I 2.3 V5	AGZ	10/98	⇒ 11/00
LEON I 2.3 VR5	AQN	09/00	⇒ 11/03
LEON I 2.8	BDE	05/02	⇒ 06/04
LEON I 2.8 Cupra 4	AUE, 1F	02/01	⇒ 06/06
TOLEDO I 1.6 i	1F, KR	05/91	⇒ 03/99
TOLEDO I 1.8 16V	KR, ABS	05/91	⇒ 03/99
TOLEDO I 1.8 GT	KR	05/91	⇒ 11/92
TOLEDO I 1.8 i	ABS, 1Y	05/91	⇒ 12/96
TOLEDO I 1.9 D	1Y, 1Z	05/91	⇒ 03/99
TOLEDO I 1.9 TD	AAZ	05/91	⇒ 03/99
TOLEDO I 1.9 TDI	1Z, 2E	08/95	⇒ 03/99
TOLEDO I 2.0 i	2E, AHW	05/91	⇒ 03/99

SEAT			
TOLEDO I 2.0 i 16V	ABF	11/93	⇒ 03/99
TOLEDO II 1.4 16V	AHW, AEH	01/00	⇒ 05/02
TOLEDO II 1.6	AEH, AUS	10/98	⇒ 07/04
TOLEDO II 1.6 16V	AUS, AGN	06/00	⇒ 05/06
TOLEDO II 1.8 20V	AGN, APP	10/98	⇒ 07/04
TOLEDO II 1.8 20VT	APP, AGR	09/00	⇒ 07/04
TOLEDO II 1.8 4x4	AJQ	05/01	⇒ 04/04
TOLEDO II 1.9 TDI	AGR, AXP	10/00	⇒ 07/04
TOLEDO II 1.9 TDI 4Drive	ARL	10/00	⇒ 10/05
TOLEDO II 2.3 V5	AGZ	10/98	⇒ 11/00
TOLEDO II 2.3 V5 20V	AQN	09/00	⇒ 11/03

SKODA			
OCTAVIA I 1.4	AMD	04/99	⇒ 03/01
OCTAVIA I 1.4 16V	AXP, AEE	08/00	⇒ 12/10
OCTAVIA I 1.6	AEE, AGU	02/97	⇒ 12/10
OCTAVIA I 1.8	AGN	09/96	⇒ 07/00
OCTAVIA I 1.8 T	AGU, AGP	08/97	⇒ 12/10
OCTAVIA I 1.8 T 4x4	ARX	05/01	⇒ 05/06
OCTAVIA I 1.9	AGP, AGP	08/98	⇒ 12/03
OCTAVIA I 1.9 D	AQM	08/00	⇒ 12/03
OCTAVIA I 1.9 SDI	AGP, AGR	06/97	⇒ 12/03
OCTAVIA I 1.9 TDI	AGR, AGR	10/96	⇒ 12/10
OCTAVIA I 1.9 TDI 4x4	AGR, AEG	09/00	⇒ 02/06
OCTAVIA I 2.0	AEG, AZH	04/99	⇒ 05/07
OCTAVIA I 2.0 4x4	AZH, 211	08/00	⇒ 09/04
OCTAVIA I RS 1.8 T	AUQ	05/01	⇒ 01/06

VOLKSWAGEN (BR)			
GOL 1.0i	211, 504	11/96	⇒
GOL 1.0i 16v	511	09/97	⇒
GOL 1.0i 16v Turbo	512	06/00	⇒
GOL 1.6	504, 540	09/94	⇒ 01/97
GOL 1.6 D	222	09/97	⇒ 11/98
GOL 1.6i	540, 521	10/96	⇒
GOL 1.8	521, 542	04/94	⇒ 01/97
GOL 1.8i	542, 528	10/96	⇒
GOL 1.9 D	221	06/98	⇒
GOL 2.0i	528, AGR	09/94	⇒
GOL 2.0i 16V	112	10/95	⇒
GOLF A4 1.6i	AKL	10/99	⇒
GOLF A4 1.8i Turbo 20v	AGU	10/99	⇒
GOLF A4 1.9 D	AGR, AEG	01/00	⇒
GOLF A4 2.0i	AEG, 504	08/99	⇒
PARATI 1.0i 16v	511	09/97	⇒
PARATI 1.0i 16v Turbo	512	06/00	⇒
PARATI 1.6	504, 540	08/95	⇒ 01/97
PARATI 1.6i	540, 521	10/96	⇒
PARATI 1.8	521, 528	08/95	⇒ 01/97
PARATI 1.8i	542	10/96	⇒
PARATI 1.9 D	221	08/98	⇒
PARATI 2.0i	528, 540	08/95	⇒
PARATI 2.0i 16V	112	02/96	⇒
SAVEIRO 1.6 D	222	09/97	⇒ 11/98
SAVEIRO 1.6i	540, 542	10/96	⇒
SAVEIRO 1.8i	542, 546	10/96	⇒
SAVEIRO 1.9 D	221	06/98	⇒
SAVEIRO 2.0i	546, AHW	10/96	⇒

VW			
BORA 1.4 16V	AHW, AEH	03/00	⇒ 05/05
BORA 1.6	AEH, ATN	08/00	⇒ 05/05
BORA 1.6 16V	ATN, AGN	02/00	⇒ 05/05
BORA 1.8	AGN	10/98	⇒ 05/05
BORA 1.8 4motion	AGN, AGU	05/99	⇒ 05/05
BORA 1.8 T	AGU, AGP	05/00	⇒ 05/05
BORA 1.9 SDi	AGP, AGR	10/98	⇒ 05/05
BORA 1.9 TDI	AGR, AGR	05/00	⇒
BORA 1.9 TDI 4motion	AGR, APK	05/00	⇒
BORA 2.0	APK, AZH	10/98	⇒ 05/05
BORA 2.0 4motion	AZH, AGZ	04/00	⇒ 05/05
BORA 2.3 V5	AGZ, AGZ	10/00	⇒ 05/05
BORA 2.3 V5 4motion	AGZ, AQP	10/00	⇒ 05/05
BORA 2.8 V6 4motion	AQP, 2E	03/99	⇒ 05/05
BORA 2.8 VR6	AUE	03/00	⇒ 05/00
CORRADO 1.8 16V	KR	04/89	⇒ 07/92
CORRADO 1.8 G60	PG	09/88	⇒ 09/93
CORRADO 2.0 i	2E, GK	04/93	⇒ 12/95
CORRADO 2.0 i 16V	9A	08/91	⇒ 12/95
CORRADO 2.9 VR6	ABV	08/91	⇒ 12/95
DERBY 1.3	GK, EW	09/82	⇒ 12/84
GOLF I 1.3	HK	08/83	⇒ 07/86
GOLF I 1.6	EW, 2H	08/83	⇒ 04/92
GOLF I 1.8	2H, GN	08/82	⇒ 04/93
GOLF II 1.0	GN, GT	11/83	⇒ 10/91
GOLF II 1.3	GT, 2G	08/83	⇒ 12/87
GOLF II 1.3 Cat	2G, ABN	06/86	⇒ 12/92
GOLF II 1.6	ABN, HM	08/83	⇒ 12/92
GOLF II 1.6 [AUT]	EZA	08/85	⇒ 07/86
GOLF II 1.6 [CHE] [SWE]	HM, JP	08/83	⇒ 07/88
GOLF II 1.6 D	JP, EZA	08/83	⇒ 10/91

VW			
GOLF II 1.6 G	EZA, 1V	08/86 → 07/91	
GOLF II 1.6 TD	1V, GU	08/83 → 10/91	
GOLF II 1.8	GU, HV	08/84 → 10/91	
GOLF II 1.8 [CHE] [SWE]	HV, EV	04/84 → 07/87	
GOLF II 1.8 GTI	EV, KR	08/83 → 10/91	
GOLF II 1.8 GTI 16V	KR, 1H	02/86 → 10/91	
GOLF II 1.8 GTI Cat	PF	01/87 → 10/91	
GOLF II 1.8 GTI G60	PG	04/90 → 07/91	
GOLF II 1.8 GTI G60 Syncro	1H, GX	08/88 → 12/91	
GOLF II 1.8 i	RP	08/87 → 07/91	
GOLF II 1.8 i Cat	GX, 1P	08/87 → 10/91	
GOLF II 1.8 i Cat Syncro	RP	08/87 → 10/91	
GOLF II 1.8 Syncro	1P, GZ	02/86 → 07/91	
GOLF II 1.8i GTI [CHE] [SWE]	GZ, ABD	01/84 → 07/87	
GOLF II 1.8i GTI [SWE]	GZ	08/87 → 07/88	
GOLF III 1.4	ABD, ABU	10/91 → 04/99	
GOLF III 1.6	ABU, AAM	09/92 → 04/99	
GOLF III 1.8	AAM, ABS	08/91 → 04/99	
GOLF III 1.8 Syncro	ABS, 1Z	01/93 → 04/99	
GOLF III 1.8i [BRA]	ACC	04/95 → 05/96	
GOLF III 1.9 D	1Y	11/91 → 04/99	
GOLF III 1.9 SDI	AEY	07/95 → 04/99	
GOLF III 1.9 TD	AAZ	07/93 → 04/99	
GOLF III 1.9 TD, GTD	AAZ	11/91 → 08/97	
GOLF III 1.9 TDI	1Z, 1Z	09/93 → 04/99	
GOLF III 1.9 TDI Syncro	1Z, 2E	07/95 → 04/99	
GOLF III 2.0	2E, AAA	11/91 → 04/99	
GOLF III 2.0 GL	AEP	08/95 → 09/97	
GOLF III 2.0 GTI 16V	ABF	08/92 → 08/97	
GOLF III 2.0 Syncro	AGG	08/95 → 04/99	
GOLF III 2.8 VR6	AAA, AXP	01/92 → 09/97	
GOLF III 2.9 VR6	ABV	10/94 → 04/99	
GOLF III 2.9 VR6 Syncro	ABV	10/94 → 04/99	
GOLF IV 1.4	AXP, AHW	05/00 → 06/06	
GOLF IV 1.4 16V	AHW, AEH	08/97 → 06/06	
GOLF IV 1.6	AEH, ATN	06/98 → 06/06	
GOLF IV 1.6 16V	ATN, AAM	02/00 → 06/06	
GOLF IV 1.6 FSI	BAD	01/02 → 06/06	
GOLF IV 1.8	AAM, AGU	08/97 → 06/05	
GOLF IV 1.8 4motion	AGN	05/99 → 06/06	
GOLF IV 1.8 T	AGU, AGP	08/97 → 06/06	
GOLF IV 1.8 T GTI	AUQ	08/01 → 06/05	
GOLF IV 1.9 SDi	AGP, AFN	08/97 → 06/06	
GOLF IV 1.9 TDi	AFN, AGR	06/98 → 06/06	
GOLF IV 1.9 TDi 4motion	AGR, AGG	02/00 → 06/06	
GOLF IV 1.9 TDi GTi	ARL	06/01 → 06/06	
GOLF IV 2.0	AGG, AZH	06/98 → 06/06	
GOLF IV 2.0 4motion	AZH, AGZ	10/00 → 06/06	
GOLF IV 2.0 Bi-Fuel	BEH	02/02 → 06/06	
GOLF IV 2.3 V5	AGZ, AGZ	10/00 → 06/06	
GOLF IV 2.3 V5 4motion	AGZ, AQP	10/00 → 06/06	
GOLF IV 2.8 V6 4motion	AQP, AQP	05/99 → 06/06	
GOLF IV 2.8 VR6 4motion	AQP, BFH	03/99 → 06/05	
GOLF IV 3.2 R32 4motion	BFH, GT	09/02 → 06/05	
GOLF VI 1.8	AGN	05/98 → 10/00	
GOLF VI 1.9 TDi	AGR	07/98 → 04/02	
GOLF VI 2.0 BiFuel	BEH	05/02 → 05/03	
JETTA II 1.0	HZ	08/85 → 10/91	
JETTA II 1.3	GT, 2G	01/84 → 12/87	
JETTA II 1.3 Cat	2G, ABN	06/87 → 12/91	
JETTA II 1.6	ABN, JP	12/83 → 07/92	
JETTA II 1.6 D	JP, 1V	01/84 → 10/91	
JETTA II 1.6 TD	1V, EV	01/84 → 10/91	
JETTA II 1.8	EV, KR	01/84 → 10/91	
JETTA II 1.8 16V	KR, GX	08/86 → 10/91	
JETTA II 1.8 Cat	GX, GU	01/87 → 10/91	
JETTA II 1.8 G60	PG	04/90 → 07/91	
JETTA II 1.8 Syncro	GU, AER	08/87 → 12/88	
JETTA II 1.8i GT	GZ	12/83 → 07/88	
JETTA V 1.6 [CHN]	BJG	01/05 →	
LUPO 1.0	AER, AFK	09/98 → 07/05	
LUPO 1.4	AUD	10/00 → 07/05	
LUPO 1.4 16V	AFK, AWH	09/98 → 07/05	
LUPO 1.4 FSI	ARR	02/01 → 07/05	
LUPO 1.6 GTI	AVY	09/00 → 07/05	
NEW BEETLE 1.6	AWH, AGU	06/00 → 09/10	
NEW BEETLE 1.8 T	AGU, AEG	10/99 → 09/10	
NEW BEETLE 1.9 TDI	ALH	01/98 → 06/04	
NEW BEETLE 2.0	AEG, 1F	01/98 → 10/10	
NEW BEETLE RSI 3.2 4motion	AXJ	04/00 → 05/01	
PASSAT II 1.6	DT	08/80 → 03/88	
PASSAT II 1.6 D	JK	08/80 → 03/88	
PASSAT II 1.6 TD	CY	04/82 → 03/88	
PASSAT II 1.8	DS	01/83 → 03/88	
PASSAT II 1.8 Syncro	DS	01/86 → 03/88	
PASSAT II 2.0	JS	08/83 → 03/88	
PASSAT II 2.0 Syncro	JS	05/84 → 03/88	
PASSAT II 2.2	KX	01/85 → 03/88	

VW			
PASSAT III 1.6	1F, RA	04/88 → 08/96	
PASSAT III 1.6 TD	RA, AAM	08/88 → 09/93	
PASSAT III 1.8	AAM, 1Z	02/88 → 05/97	
PASSAT III 1.8 16V	KR	04/88 → 12/89	
PASSAT III 1.8 G60 Syncro	PG	08/88 → 05/97	
PASSAT III 1.8 GL	KR	08/91 → 09/93	
PASSAT III 1.9 D	1Y	05/89 → 10/93	
PASSAT III 1.9 TD	AAZ	03/91 → 05/97	
PASSAT III 1.9 TDI	1Z, 2E	10/93 → 05/97	
PASSAT III 2.0	2E, 9A	02/90 → 05/97	
PASSAT III 2.0 16V	9A, 2E	08/88 → 05/97	
PASSAT III 2.0 Syncro	2E, --	10/90 → 05/97	
PASSAT III 2.0i	--, AAK	07/89 → 12/96	
PASSAT III 2.8 VR6	AAA	06/91 → 05/97	
PASSAT III 2.9 VR6 Syncro	ABV	01/94 → 05/97	
POLO II 1.0	AAK, AAK	10/81 → 09/94	
POLO II 1.0 Cat	AAK, 3F	08/89 → 09/94	
POLO II 1.1	HB	10/81 → 09/89	
POLO II 1.3	3F, 2G	10/81 → 09/94	
POLO II 1.3 Cat	2G, PY	07/87 → 09/94	
POLO II 1.3 D	MN	08/86 → 08/90	
POLO II 1.3 G40	PY, AER	01/87 → 09/94	
POLO II 1.4 D	1W	08/90 → 09/94	
POLO III 1.0	AER, AEX	10/94 → 09/01	
POLO III 1.4	AEX, AFH	05/97 → 09/01	
POLO III 1.4 16V	AFH, ARC	10/99 → 09/01	
POLO III 1.4 TDI	AMF	10/99 → 09/01	
POLO III 1.6	AEA	09/94 → 10/99	
POLO III 1.6 16V GTI	ARC, AEF	10/99 → 09/01	
POLO III 1.7 SDi	AKU	08/97 → 09/01	
POLO III 1.9 D	AEF, AEF	10/99 → 09/01	
POLO III 1.9 SDi	AEF, AFH	05/96 → 09/01	
POLO III 100 1.4 16V	AFH, AER	04/96 → 10/99	
POLO III 45 1.0	AEV	10/94 → 09/96	
POLO III 50 1.0	AER, AEX	09/96 → 10/99	
POLO III 55 1.3	ADX	10/94 → 07/95	
POLO III 55 1.4	AEX, AEX	08/95 → 10/99	
POLO III 60 1.4	AEX, AEF	07/95 → 10/99	
POLO III 60 1.7 SDi	AKU	08/97 → 10/99	
POLO III 64 1.9 D	AEF, AEF	10/94 → 10/99	
POLO III 64 1.9 SDi	AEF, AEA	07/96 → 10/99	
POLO III 75 1.6	AEA, EW	10/94 → 10/99	
POLO IV 1.0	AER	08/96 → 12/01	
QUANTUM 1.7	--	01/85 → 12/87	
QUANTUM 2.1	--	01/85 → 12/89	
SANTANA 1.6	DT	08/81 → 12/84	
SANTANA 1.6 TD	CY	12/81 → 12/84	
SANTANA 1.8	DS	01/83 → 12/84	
SANTANA 1.9	WN	08/81 → 07/83	
SANTANA 2.0	JS	08/83 → 12/84	
SCIROCCO II 1.3	HK	08/83 → 07/84	
SCIROCCO II 1.6	EW, DX	01/83 → 07/90	
SCIROCCO II 1.8	DX, KR	08/82 → 07/92	
SCIROCCO II 1.8 16V	KR, AJH	10/85 → 07/92	
SHARAN I 1.8 T 20V	AJH, 1Z	09/97 → 03/10	
SHARAN I 1.9 TDI	1Z, ADY	09/95 → 03/10	
SHARAN I 2.0	ADY, AAA	09/95 → 03/10	
SHARAN I 2.0 LPG	ATM	04/06 → 03/10	
SHARAN I 2.8 VR6	AAA, AAA	09/95 → 04/00	
SHARAN I 2.8 VR6 Syncro	AAA, 1X	11/96 → 04/00	
TRANSPORTER IV 1.8	PD	12/90 → 07/92	
TRANSPORTER IV 1.9 D	1X, AAB	07/90 → 12/95	
TRANSPORTER IV 1.9 TD	ABL	10/92 → 04/03	
TRANSPORTER IV 2.0	AAC	07/90 → 04/03	
TRANSPORTER IV 2.4 D	AAB, AAF	07/90 → 04/98	
TRANSPORTER IV 2.4 D Syncro	AAB	10/92 → 09/98	
TRANSPORTER IV 2.5	AAF, AAF	11/90 → 06/03	
TRANSPORTER IV 2.5 Syncro	AAF, AXG	10/92 → 04/03	
TRANSPORTER IV 2.5 TDI	AXG, AES	09/95 → 04/03	
TRANSPORTER IV 2.8	AES	05/96 → 05/00	
TRANSPORTER IV 2.8 VR 6	AES	11/95 → 04/00	
TRANSPORTER IV 2.8 VR6	AES, ABU	04/00 → 04/03	
TRANSPORTER IV 2.8 VR6 Syncro	AES	01/96 → 04/96	
VENTO 1.4	ABD	11/91 → 09/98	
VENTO 1.6	ABU, AAM	09/92 → 02/99	
VENTO 1.8	AAM, 1Z	11/91 → 09/98	
VENTO 1.9 D	1Y	11/91 → 09/98	
VENTO 1.9 SDI	AEY	04/97 → 09/98	
VENTO 1.9 TD	AAZ	11/91 → 09/98	
VENTO 1.9 TDI	1Z, 2E	09/93 → 09/98	
VENTO 2.0	2E, AAA	11/91 → 09/98	
VENTO 2.8 VR6	AAA, 1F	01/92 → 09/98	

7.1056

3

BRAKE/CLUTCH PEDAL SWITCHES

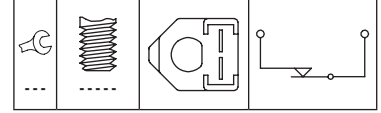
Adatt./Suitable:

SEAT
322 945 515

VW
322 945 515

1069 with automatic adjustment

- con regolazione automatica
- avec réglage automatique
- mit automatischer Nachstellung
- con reajuste automático



SEAT

TOLEDO I 1.6 i	1F, KR	05/91 → 03/99
TOLEDO I 1.8 16V	KR, ABS	05/91 → 03/99
TOLEDO I 1.8 GT	KR	05/91 → 11/92
TOLEDO I 1.8 i	ABS, 1Y	05/91 → 12/96
TOLEDO I 1.9 D	1Y, 2E	05/91 → 03/99
TOLEDO I 1.9 TD	AAZ	05/91 → 03/99
TOLEDO I 1.9 TDI	1Z	08/95 → 03/99
TOLEDO I 2.0 i	2E, GK	05/91 → 03/99
TOLEDO I 2.0 i 16V	ABF	11/93 → 03/99

VW

DERBY 1.3	GK, EW	09/82 → 12/84
GOLF I 1.3	HK	08/83 → 07/86
GOLF I 1.6	EW, 2H	08/83 → 04/92
GOLF I 1.8	2H, GN	08/82 → 04/93
GOLF II 1.0	GN, GT	11/83 → 10/91
GOLF II 1.3	GT, 2G	08/83 → 12/87
GOLF II 1.3 Cat	2G, ABN	06/86 → 12/92
GOLF II 1.6	ABN, HM	08/83 → 12/92
GOLF II 1.6 [AUT]	EZA	08/85 → 07/86
GOLF II 1.6 [CHE] [SWE]	HM, JP	08/83 → 07/88
GOLF II 1.6 D	JP, EZA	08/83 → 10/91
GOLF II 1.6 G	EZA, 1V	08/86 → 07/91
GOLF II 1.6 TD	1V, GU	08/83 → 10/91
GOLF II 1.8	GU, HV	08/84 → 10/91
GOLF II 1.8 [CHE] [SWE]	HV, EV	04/84 → 07/87
GOLF II 1.8 GTI	EV, KR	08/83 → 10/91
GOLF II 1.8 GTI 16V	KR, 1H	02/86 → 10/91
GOLF II 1.8 GTI Cat	PF	01/87 → 10/91
GOLF II 1.8 GTI G60	PG	04/90 → 07/91
GOLF II 1.8 GTI G60 Syncro	1H, GX	08/88 → 12/91
GOLF II 1.8 i	RP	08/87 → 07/91
GOLF II 1.8 i Cat	GX, 1P	08/87 → 10/91
GOLF II 1.8 i Cat Syncro	RP	08/87 → 10/91
GOLF II 1.8 Syncro	1P, GZ	02/86 → 07/91
GOLF II 1.8i GTI [CHE] [SWE]	GZ, GT	01/84 → 07/87
GOLF II 1.8i GTI [SWE]	GZ	08/87 → 07/88
JETTA II 1.0	HZ	08/85 → 10/91
JETTA II 1.3	GT, 2G	01/84 → 12/87
JETTA II 1.3 Cat	2G, ABN	06/87 → 12/91
JETTA II 1.6	ABN, JP	12/83 → 07/92
JETTA II 1.6 D	JP, 1V	01/84 → 10/91
JETTA II 1.6 TD	1V, EV	01/84 → 10/91
JETTA II 1.8	EV, KR	01/84 → 10/91
JETTA II 1.8 16V	KR, GX	08/86 → 10/91
JETTA II 1.8 Cat	GX, GU	01/87 → 10/91
JETTA II 1.8 G60	PG	04/90 → 07/91
JETTA II 1.8 Syncro	GU, 1F	08/87 → 12/88
JETTA II 1.8i GT	GZ	12/83 → 07/88
PASSAT II 1.6	DT	08/80 → 03/88
PASSAT II 1.6 D	JK	08/80 → 03/88
PASSAT II 1.6 TD	CY	04/82 → 03/88
PASSAT II 1.8	DS	01/83 → 03/88
PASSAT II 1.8 Syncro	DS	01/86 → 03/88
PASSAT II 2.0	JS	08/83 → 03/88
PASSAT II 2.0 Syncro	JS	05/84 → 03/88
PASSAT II 2.2	KX	01/85 → 03/88
PASSAT III 1.6	1F, RA	04/88 → 08/96
PASSAT III 1.6 TD	RA, AAM	08/88 → 09/93
PASSAT III 1.8	AAM, 1Z	02/88 → 05/97
PASSAT III 1.8 16V	KR	04/88 → 12/89
PASSAT III 1.8 G60 Syncro	PG	08/88 → 05/97
PASSAT III 1.8 GL	KR	08/91 → 09/93
PASSAT III 1.9 D	1Y	05/89 → 10/93

VW			
PASSAT III 1.9 TD	AAZ	03/91 ⇒ 05/97	
PASSAT III 1.9 TDI	1Z, 2E	10/93 ⇒ 05/97	
PASSAT III 2.0	2E, 9A	02/90 ⇒ 05/97	
PASSAT III 2.8 16V	9A, 2E	08/88 ⇒ 05/97	
PASSAT III 2.0 Syncro	2E, --	10/90 ⇒ 05/97	
PASSAT III 2.0i	--, AAK	07/89 ⇒ 12/96	
PASSAT III 2.8 VR6	AAA	06/91 ⇒ 05/97	
PASSAT III 2.9 VR6 Syncro	ABV	01/94 ⇒ 05/97	
POLO II 1.0	AAK, AAK	10/81 ⇒ 09/94	
POLO II 1.0 Cat	AAK, 3F	08/89 ⇒ 09/94	
POLO II 1.1	HB	10/81 ⇒ 09/89	
POLO II 1.3	3F, 2G	10/81 ⇒ 09/94	
POLO II 1.3 Cat	2G, PY	07/87 ⇒ 09/94	
POLO II 1.3 D	MN	08/86 ⇒ 08/90	
POLO II 1.3 G40	PY, EW	01/87 ⇒ 09/94	
POLO II 1.4 D	1W	08/90 ⇒ 09/94	
SANTANA 1.6	DT	08/81 ⇒ 12/84	
SANTANA 1.6 TD	CY	12/81 ⇒ 12/84	
SANTANA 1.8	DS	01/83 ⇒ 12/84	
SANTANA 1.9	WN	08/81 ⇒ 07/83	
SANTANA 2.0	JS	08/83 ⇒ 12/84	
SCIROCCO II 1.3	HK	08/83 ⇒ 07/84	
SCIROCCO II 1.6	EW, DX	01/83 ⇒ 12/89	
SCIROCCO II 1.8	DX, G4ER	08/82 ⇒ 07/92	

7.1057



3

BRAKE/CLUTCH PEDAL SWITCHES

Adatt./Suitable:

HYUNDAI

93810-21000
93810-21001
93810-21100
93810-21101
93810-24000
93840-31000

KIA

93810 24000

MITSUBISHI

93810-21101
93810-24000

HYUNDAI			
LANTRA 1.5	G4DJ	10/90 ⇒ 04/95	
LANTRA 1.5 i.e.	G4DJ	10/90 ⇒ 11/95	
LANTRA 1.6 i.e. 16V	G4CR	10/90 ⇒ 11/95	
LANTRA 1.8 i.e. 16V	G4CN	10/90 ⇒ 11/95	
LANTRA 1.6 16V	G4GR	11/95 ⇒ 10/00	
LANTRA 1.6 i	G4GR	11/95 ⇒ 10/00	
LANTRA 1.8 16V	G4GM	11/95 ⇒ 10/00	
LANTRA 2.0 16V	G4GF	11/95 ⇒ 10/00	
PONY 1.3	G13B	10/85 ⇒ 01/95	
PONY 1.5	G15B, G15B	10/85 ⇒ 01/95	
PONY 1.5 i	G15B, G4DJ	10/89 ⇒ 01/95	
PONY / EXCEL 1.3	G4DG, G15B	01/90 ⇒ 01/95	
PONY / EXCEL 1.5	G15B, G15B	01/90 ⇒ 01/95	
PONY / EXCEL 1.5 i	G15B, G15B	01/90 ⇒ 01/95	
PRECIS 1.5 i [USA]	G4DJ	01/89 ⇒	
SANTAMO 2.0	G4CP	10/98 ⇒ 10/02	
SANTAMO 2.0 16V	G4JP, G4CP-D	05/99 ⇒ 12/02	
SANTAMO 2.0 16V 4x4	G4CP-D, G4CS24L	05/99 ⇒ 12/02	
S COUPE 1.5	G4DJA	03/90 ⇒ 12/92	
S COUPE 1.5 i	G4DJ, G4JP	02/90 ⇒ 05/96	
S COUPE 1.5 i Turbo	G4EK-TC	04/91 ⇒ 05/96	
SONATA 2.0 i 16V	G4CP-D	01/91 ⇒ 10/93	
SONATA II 2.4 i	G4CS	09/88 ⇒ 08/91	
SONATA II 3.0 i V6 [USA]	G6AT	01/88 ⇒	
STAREX 2.4	G4CS24L, G4GL	06/97 ⇒ 08/00	
STAREX 2.5 TDiC	D4BF	02/98 ⇒ 08/00	
STELLAR 1.4	4G33	10/83 ⇒ 08/86	
STELLAR 1.6	G32B	10/83 ⇒ 12/91	
STELLAR 2.0	--	01/87 ⇒ 12/91	
TIBURON 1.6 i 16V	G4GL, 4G63DOHC	08/00 ⇒	
TIBURON 2.0 i 16V	G4DF	08/99 ⇒	

KIA

JOICE 2.0	4G63DOHC, M10B18(184VC)	02/00 ⇒
-----------	-------------------------	---------

MITSUBISHI

PRECIS 1.5 i [USA]	G4DJ	01/89 ⇒ 12/94
--------------------	------	---------------

7.1058



3

BRAKE/CLUTCH PEDAL SWITCHES

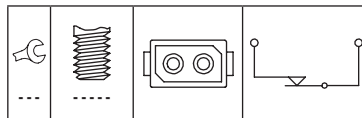
Adatt./Suitable:

BMW

61 31 1 378 207
61 31 1 378 208
61 31 8 360 420
83 60 4 20

1059 with automatic adjustment

- con regolazione automatica
- avec réglage automatique
- mit automatischer Nachstellung
- con reajuste automático



HYUNDAI			
ACCENT 1.3	G4EH	10/94 ⇒ 01/00	
ACCENT 1.3 i 12V	G4EH	10/94 ⇒ 01/00	
ACCENT 1.5 i 12V	G4EK	10/94 ⇒ 01/00	
ACCENT 1.5 i 16V	G4ER, G4HC	10/95 ⇒ 01/00	
ATOS 1.0 i	G4HC, G4DF	02/98 ⇒ 03/02	
COUPE 1.6 i 16V	4G61	12/96 ⇒ 04/02	
COUPE 1.2.0	G4DF	04/96 ⇒ 01/02	
COUPE 1.2.0 16V	G4DF, G4CS	03/01 ⇒ 04/02	
ELANTRA 1.5	--	10/90 ⇒ 04/95	
ELANTRA 1.5 i GL	G4DJ	12/90 ⇒ 08/94	
ELANTRA 1.6 i 16V	G4CR	12/90 ⇒ 05/95	
ELANTRA 1.8 i 16V	G4CN	06/92 ⇒ 12/95	
ELANTRA II 1.6 i 16V	G4GR	06/95 ⇒ 05/00	
ELANTRA II 1.8 i 16V	G4GM	05/95 ⇒ 05/00	
ELANTRA II 2.0 i 16V	G4DF	06/97 ⇒ 05/00	
EXCEL 1.3	G4AN	07/85 ⇒ 07/91	
EXCEL 1.5	G4AJ	07/85 ⇒ 08/89	
H-1 1.2.4	G4CS, D4BF	07/87 ⇒ 04/04	
H-1 1.2.5 D	D4BF, G4DG	10/97 ⇒ 04/04	
H-1 1.2.5 TD	D4BF	06/97 ⇒ 04/04	
H-1 1.2.5 TDiC	D4BF	02/98 ⇒ 04/04	
H-1 1.2.6 CRDi	D4BB	10/97 ⇒ 12/07	
H-1 1.2.6 TDiC	D4BB	10/97 ⇒ 04/04	
H200 2.4	G4CS	10/98 ⇒ 07/03	
H200 2.5 TD	D4BF	10/97 ⇒ 07/01	

BMW			
3 III 318 tds	M41D17(174T1)	03/94 ⇒ 05/01	
3 III 318 ti	M42B18(184S1), M50B20(206S1)	11/94 ⇒ 08/95	
3 III 320 i	M50B20(206S1), M52B25(256S3)	09/90 ⇒ 10/99	
3 III 323 i	M52B25(256S3)	03/95 ⇒ 10/99	
3 III 323 i 2.5	M52B25(256S3)	03/95 ⇒ 02/98	
3 III 323 ti	M52B25(256S3), M20B20(206EA)	08/97 ⇒ 08/00	
3 III 325 tds	M51D25(256T1)	05/93 ⇒ 02/98	
3 III 328 i	M52B28(286S1)	08/94 ⇒ 12/99	
5 I M535 i	M30B35(Motronic, 9.3:1)	04/80 ⇒ 05/81	
5 I 518 i	M10B18(184EB)	05/81 ⇒ 12/87	
5 II 520 i	M20B20(206EA), M20B27(276EA)	06/81 ⇒ 12/87	
5 II 524 d	M21D24(246DA)	03/86 ⇒ 12/87	
5 II 524 td	M21D24(246TA)	09/83 ⇒ 12/87	
5 II 525 e	M20B27(276EA), M30B34(346KA)	09/81 ⇒ 12/87	
5 II 525 i	M30B25(256EA)	06/81 ⇒ 12/87	
5 II 528 i	M30B28(286EA)	06/81 ⇒ 12/87	
5 II 535 i	M30B34(346EC)	01/85 ⇒ 12/87	
5 II 535 i, M 535 i	M30B34(346KA), M40B18(184E1)	01/85 ⇒ 12/87	
5 II M5	S38B35(356ED)	08/85 ⇒ 12/87	
5 III 518 g	M43B18(184E2)	11/95 ⇒ 06/96	
5 III 518 i	M40B18(184E1), M20B20(206KA)	08/89 ⇒ 01/97	
5 III 520 i	M20B20(206KA), M50B20(206S1)	01/88 ⇒ 01/97	
5 III 520 i 24V	M50B20(206S1), M30B30(306EA)	09/89 ⇒ 09/95	
5 III 525 td	M51D25(256T1)	03/93 ⇒ 01/97	
5 III 525 tds	M51D25(256T1)	09/91 ⇒ 01/97	
7 II 730 i, iL	M30B30(306EA), M30B34(346KB)	12/86 ⇒ 09/94	
7 II 735 i, iL	M30B34(346KB), 10P	09/86 ⇒ 09/92	
7 II 750 i, iL V12	M70B50(5012A)	09/87 ⇒ 09/94	
Z1 2.5	M20B25(256K1)	06/88 ⇒ 06/91	

7.1059



3

BRAKE/CLUTCH PEDAL SWITCHES

Adatt./Suitable:

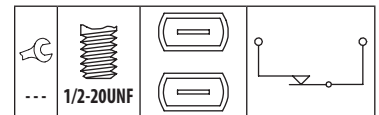

LAND ROVER

PRC4297

PRC4297

ROVER

PRC4297



LAND ROVER

90 2.5 4x4	17H	09/85 ⇒ 08/90
110/127 2.5 4x4	17H	10/85 ⇒ 07/90
110/127 2.5 TD 4x4	19J	09/86 ⇒ 07/90
DEFENDER 2.25	--	01/87 ⇒
DEFENDER 2.5 90, 110	--	08/90 ⇒ 09/01
DEFENDER 2.5 90, 110 D	--	08/90 ⇒
DEFENDER 2.5 90, 110 Diesel Turbo	--	08/90 ⇒
DEFENDER 2.5 90, 110 TDI	--	08/98 ⇒
DEFENDER 2.5 Td5 4x4	10P, 11L	06/98 ⇒ 02/16
DEFENDER 2.5 TDI 4x4	11L, B202i	08/90 ⇒ 12/01
DEFENDER 2.8 90, 110	--	09/00 ⇒
DEFENDER 3.5 V8 90, 110	--	08/90 ⇒ 12/98
DEFENDER 4.0i V8	--	09/95 ⇒ 12/01

7.1060



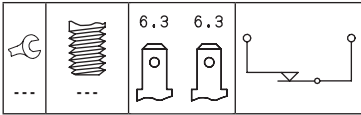
1

BRAKE/CLUTCH PEDAL SWITCHES

Adatt./Suitable:

SAAB
95 05 462

- 1069 with automatic adjustment**
- con regolazione automatica
 - avec réglage automatique
 - mit automatischer Nachstellung
 - con reajuste automático



SAAB

9000 2.0 -16	B202I, B204E	12/85 ⇒ 01/93
9000 2.0 -16 CD	B204E, B202I	09/93 ⇒ 12/98
9000 2.0 -16 CS	B202I, B202	01/89 ⇒ 12/98
9000 2.0 -16 ND Turbo	B204E	09/93 ⇒ 12/98
9000 2.0 -16 Turbo	B202, B202XL	09/84 ⇒ 08/93
9000 2.0 -16 Turbo CD	B202XL, F20A2	09/88 ⇒ 12/98
9000 2.3 -16 Aero CS	B234R	02/93 ⇒ 12/98
9000 2.3 -16 CD	B234I	08/89 ⇒ 12/98
9000 2.3 -16 CD Turbo	B234L	07/90 ⇒ 12/98
9000 2.3 -16 CDE	B234I	09/93 ⇒ 12/98
9000 2.3 -16 CDE Eco-Power	B234E	09/93 ⇒ 12/98
9000 2.3 -16 CS	B234I	09/89 ⇒ 12/98
9000 2.3 -16 CSE	B234I	09/93 ⇒ 12/98
9000 2.3 -16 CSE Eco Power	B234E	09/93 ⇒ 12/98
9000 2.3 -16 Turbo	B234L	09/90 ⇒ 12/98
9000 2.3 -16 Turbo CSE	B234L	09/93 ⇒ 12/98
9000 3.0 -24 V6 CD/CDE	B308I	07/94 ⇒ 12/98
9000 3.0 -24 V6 CS/CSE	B308I	07/94 ⇒ 12/98

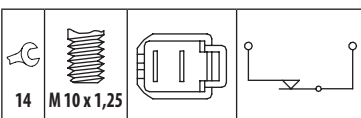
7.1062



3

BRAKE/CLUTCH PEDAL SWITCHES

Adatt./Suitable:

ACURA
35350-SE0-013HONDA
35350-SE0-003
35350-SE0-013
35350-SE0-A01
35350-SE0-A02
35350-SE0-A03ISUZU
5-86202-759-0ROVER
XKB100050

ACURA

INTEGRA II 1.8	F18A2	10/90 ⇒ 09/93
----------------	-------	---------------

HONDA

ACCORD IV 1.8	--	01/90 ⇒ 12/91
ACCORD IV 2.0 16V	F20A2, F20A4	01/90 ⇒ 12/93
ACCORD IV 2.0 i 16V	F20A4, F22A3	01/90 ⇒ 12/93
ACCORD IV 2.2	F22A6	05/92 ⇒ 12/93
ACCORD IV 2.2 i 16V	F22A3, D16A6	01/90 ⇒ 12/93
ACCORD IV 2.2 i 16V Automatik	F22A3	01/90 ⇒ 03/93
ACCORD V 1.8 16V	F18A3	01/94 ⇒ 12/95

HONDA

ACCORD V 1.9 i	F18A3	02/96 ⇒ 10/98
ACCORD V 2.0	F20B3	09/93 ⇒ 12/97
ACCORD V 2.0 i	F20Z2	03/93 ⇒ 01/96
ACCORD V 2.0 i LS 16V	F20B3	09/93 ⇒ 02/98
ACCORD V 2.0 i S	F20Z1	03/93 ⇒ 01/96
ACCORD V 2.2 i [USA]	--	01/94 ⇒ 12/95
ACCORD V 2.2 i ES	F22B5	09/93 ⇒ 02/98
ACCORD V 2.3 i SR	H23A3	03/93 ⇒ 01/96
CIVIC III 1.3 [USA]	--	01/85 ⇒ 12/87
CIVIC III 1.5 [USA]	--	01/86 ⇒ 12/87
CIVIC III 1.5 i Si [USA]	--	01/84 ⇒ 12/87
CIVIC IV 1.2	D12B1	01/88 ⇒ 12/91
CIVIC IV 1.3	D13B1	10/87 ⇒ 12/89
CIVIC IV 1.3 16V Cat	D13B2	09/89 ⇒ 09/91
CIVIC IV 1.4 L	D14A1	10/87 ⇒ 12/89
CIVIC IV 1.5	D15B1	01/88 ⇒ 12/89
CIVIC IV 1.5 i 16V	D15B2	10/87 ⇒ 09/91
CIVIC IV 1.6 16V 4x4	D16A6	11/87 ⇒ 09/91
CIVIC IV 1.6 i 16V	D16A6, D16A6	09/87 ⇒ 12/91
CIVIC IV 1.6 i 16V 4x4	D16A6, D16A1	01/89 ⇒ 12/91
CIVIC IV 1.6 i	--	01/90 ⇒ 12/91
CIVIC IV 1.6 i 16V	D16A1	01/88 ⇒ 12/91
CIVIC IV 1.6 i 16V 4WD	D16A1, D16A7	01/88 ⇒ 12/91
CIVIC IV SHUTTLE 1.4 i 16V	D14A1	01/88 ⇒ 12/92
CIVIC IV SHUTTLE 1.5 i 16V	D15B2	01/88 ⇒ 11/91
CIVIC IV SHUTTLE 1.6 4x4	D16A, D16A6	01/88 ⇒ 12/92
CIVIC IV SHUTTLE 1.6 i 16V 4WD	D16A6, D15B2	01/88 ⇒ 02/95
CIVIC IV SHUTTLE 1.6 i	--	01/88 ⇒ 12/91
CIVIC IV SHUTTLE 1.6 i 16V 4WD	D16Z2	01/88 ⇒ 12/92
CIVIC IV CRX 1.4 i 16V	D14A1	01/90 ⇒ 12/91
CIVIC IV CRX 1.6 i 16V	D16A7, D16A	01/90 ⇒ 05/92
CIVIC V 1.3	D13B2	01/92 ⇒ 12/92
CIVIC V 1.3 16V	D13B2	10/91 ⇒ 11/95
CIVIC V 1.5	D15B2	01/92 ⇒ 12/95
CIVIC V 1.5 i 16V	D15B2, D16Z6	10/91 ⇒ 11/95
CIVIC V 1.5 i LSi	D15B7	08/93 ⇒ 11/95
CIVIC V 1.6 16V Vtec	D16Z6, B16A2	10/91 ⇒ 11/95
CIVIC V 1.6 4x4	D16Z7	01/92 ⇒ 10/95
CIVIC V 1.6 EX	D16A7	08/93 ⇒ 10/95
CIVIC V 1.6 i Vtec	B16A2, B20B3	01/94 ⇒ 03/96
CIVIC V 1.6 VTi	B16A2	10/91 ⇒ 11/95
CIVIC V 1.6 VTi 16V	B16A2	10/91 ⇒ 11/95
CIVIC V 1.4 i	D14A5	09/95 ⇒ 02/01
CIVIC VI 1.6 i Vtec	D16Y2	09/94 ⇒ 01/97
CR-V I 2.0	B20Z1	04/99 ⇒ 02/02
CR-V I 2.0 i 16V	B20B3, D16A9	02/97 ⇒ 04/99
CRX II 1.6 i 16V	D16A9, D16Y8	10/87 ⇒ 02/92
CRX II 1.6 i 16V Vtec	B16A1	10/89 ⇒ 02/92
CRX III 1.6 ESi	D16Y8, B18B1	03/92 ⇒ 12/98
CRX III 1.6 i VTi	B16A2	03/92 ⇒ 12/98
INSIGHT 1.0 Vtec	ECA1	04/00 ⇒ 10/04
INTEGRA 1.8 i	B18B1, F23A7	01/98 ⇒
ODYSSEY 2.2	F22B6	01/95 ⇒ 12/97
ODYSSEY 2.3	F23A	10/97 ⇒ 09/03
ODYSSEY 2.3 4x4	F23A	10/97 ⇒ 09/03
ODYSSEY 2.3 i 16V Vtec	F23A8	01/98 ⇒
PRELUDE IV 2.0 i 16V	F20A4	02/92 ⇒ 09/96
PRELUDE IV 2.2 i 16V Vtec	H22A2	02/93 ⇒ 09/96
SHUTTLE 2.2 16V	F22B8	10/94 ⇒ 02/98
SHUTTLE 2.3 16V	F23A7, D16Y2	10/97 ⇒ 06/04

ROVER

400 II 416 Si	D16Y2, AR64307	03/95 ⇒ 03/00
600 618 i/Si	F18A3	03/96 ⇒ 02/99
600 620 i	F20Z2	08/93 ⇒ 06/96
600 620 Si	F20Z1	08/93 ⇒ 02/99
600 620 Ti Vitesse	20T4G	05/94 ⇒ 08/98
600 623 Si	H23A3	08/93 ⇒ 06/99

7.1065



3

BRAKE/CLUTCH PEDAL SWITCHES

Adatt./Suitable:

ALFA ROMEO
60585583CHEVROLET
96312343DAEWOO
96312343

GENERAL MOTORS

90 243 815
90 244 648
90 245 780

OPEL

12 40 551
12 40 592
90245780

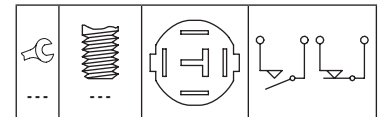
PORSCHE

996 613 110 01
996 613 111 01
996 613 113 00
996 613 113 01
996 613 113 02

SAAB

42 33 342
90245780VAUXHALL
90245780

- 1069 with automatic adjustment**
- con regolazione automatica
 - avec réglage automatique
 - mit automatischer Nachstellung
 - con reajuste automático



ALFA ROMEO

164 3.0 24V Q4	AR64307, X20DTH	09/92 ⇒ 10/98
164 3.0 24V QV Trazione integrale	AR64307	11/92 ⇒ 10/97
164 3.0i 24V Super Q4	AR66304	03/95 ⇒ 12/98

CHEVROLET

LEGANZA 2.0	--	01/98 ⇒
LEGANZA 2.2	--	01/98 ⇒
SPARK 1.0.8	F8CV	09/00 ⇒ 12/04

DAEWOO

MATIZ 0.8	F8CV	08/98 ⇒
NUBIRA I 2.0 16V	Z20L	06/98 ⇒ 05/99

OPEL

VECTRA B 2.0 DI 16V	X20DTL	11/96 ⇒ 04/02
VECTRA B 2.0 DTi	X20DTH, M96.01	05/97 ⇒ 07/03

PORSCHE

911 IV 3.4 Carrera	M96.01, M96.01	09/97 ⇒ 09/01
911 IV 3.4 Carrera 4	M96.01, M96.70	09/97 ⇒ 09/01
911 IV 3.6 Carrera	M96.03	10/01 ⇒ 08/05
911 IV 3.6 Carrera 4	M96.03	10/01 ⇒ 08/05
911 IV 3.6 Carrera 4S	M96.03	06/02 ⇒ 08/05
911 IV 3.6 Carrera S	M96.03	06/02 ⇒ 08/05
911 IV 3.6 GT2	M96.70, M96.05	04/01 ⇒ 08/05
911 IV 3.6 GT3	M96.79	03/03 ⇒ 08/05
911 IV 3.6 S	M96.70	08/04 ⇒ 08/05
911 IV 3.6 Turbo 4	M96.70	06/00 ⇒ 08/05
911 IV 3.6 Turbo 4S	M96.70	02/03 ⇒ 08/05
911 V 3.6 Carrera	M96.05, M96.05	07/04 ⇒ 12/11
911 V 3.6 Carrera 4	M96.05, M97.01	07/04 ⇒ 12/12
911 V 3.6 GT 2	M97.705	09/07 ⇒ 12/12
911 V 3.6 Turbo	M97.70	03/06 ⇒ 12/09
911 V 3.8 Carrera 4S	M97.01, M97.01	07/04 ⇒ 12/12
911 V 3.8 Carrera GTS	MA1.01	06/09 ⇒ 12/11
911 V 3.8 Carrera S	M97.01, M96.22	07/04 ⇒ 12/11
BOXSTER I 2.5	M96.20	09/96 ⇒ 08/99
BOXSTER I 2.7	M96.22, M96.21	07/02 ⇒ 12/04
BOXSTER I S 3.2	M96.24	07/02 ⇒ 12/04
BOXSTER I S 3.2	M96.21, M96.25	01/04 ⇒ 12/04
BOXSTER II 2.7	M96.25, B204I	11/04 ⇒ 12/09
BOXSTER II 3.4	MA1.21	09/09 ⇒ 12/11
BOXSTER II 3.4 RS 60	M97.22	09/07 ⇒ 12/08
BOXSTER II S 3.4	M97.22	08/08 ⇒ 12/09

SAAB

9-5 2.0 t	B205E, B235E	07/00 ⇒ 12/09
9-5 2.0 T16	B205E	10/98 ⇒ 05/10
9-5 2.0 Turbo SE	B205E	10/98 ⇒ 07/00
9-5 2.2 TiD	D223L	03/02 ⇒ 12/09
9-5 2.3 t	B235E, --	01/01 ⇒ 12/09
9-5 2.3 t BioPower	--, B235E	11/06 ⇒ 12/09

SAAB			
9-5 2.3 T16	B235E	10/98 ⇒	07/01
9-5 2.3 Turbo	B235E, X20DTH	09/01 ⇒	12/09
9-5 3.0 TiD	D308L	07/01 ⇒	12/09
9-5 3.0 V6 T	B308E	10/98 ⇒	08/05
9-5 3.0 V6t	B308E	01/98 ⇒	12/09
900 II 2.0 - 16 Turbo	B204L	07/93 ⇒	02/98
900 II 2.0 i	B204L, B205E	07/93 ⇒	02/98
900 II 2.3 - 16	B234I	07/93 ⇒	02/98
900 II 2.5 - 24 V6	B258I	07/93 ⇒	02/98
VAUXHALL			
VECTRA B 2.0 DI 16V	X20DTL	08/95 ⇒	10/01
VECTRA B 2.0 DTi 16V	X20DTH, D9B(XUD9A/U)	08/95 ⇒	10/01

7.1066



3

BRAKE/CLUTCH PEDAL SWITCHES

Adatt./Suitable:

CITROËN

6552 CZ

FIAT

7619027

INNOCENTI

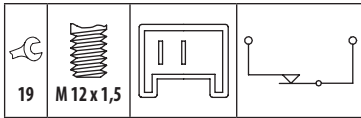
7619027

LANCIA

7619027

PEUGEOT

6552.CZ



CITROËN			
JUMPER I 1.9 D	D9B(XUD9A/U), D8C(XUD9UTF)	02/94 ⇒	04/02
JUMPER I 1.9 TD	D8C(XUD9UTF), RFW(XU10J2U)	02/94 ⇒	04/02
JUMPER I 1.9 TD 4x4	D8C(XUD9UTF)	08/96 ⇒	04/02
JUMPER I 2.0	RFW(XU10J2U), 230A2.000	02/94 ⇒	04/02
JUMPER I 2.0 4x4	RFW(XU10J2U)	08/96 ⇒	04/02
JUMPER I 2.5 D	T9A(DJS)	03/94 ⇒	04/02
JUMPER I 2.5 D 4x4	T9A(DJS)	08/96 ⇒	04/02
JUMPER I 2.5 TD	T8A(DJST)	03/94 ⇒	04/02
JUMPER I 2.5 TD 4x4	T8A(DJST)	08/96 ⇒	04/02
JUMPER I 2.5 TDi	THX(DJSTED)	12/96 ⇒	04/02
JUMPER I 2.5 TDi 4x4	THX(DJSTED)	12/96 ⇒	04/02

FIAT			
DUCATO II 1.9 D	230A2.000, --	03/94 ⇒	04/02
DUCATO II 1.9 D Combinato	230A2.000	06/95 ⇒	04/02
DUCATO II 1.9 TD	230A3.000	03/94 ⇒	04/02
DUCATO II 1.9 TD CAT	230A4.000	08/94 ⇒	04/02
DUCATO II 1.9 TD Combinato	230A4.000	08/94 ⇒	04/02
DUCATO II 1.9 TD Panorama/Combinato	230A3.000	03/94 ⇒	04/02
DUCATO II 2.0	--, 8140.47	03/94 ⇒	04/02
DUCATO II 2.0 4x4	RFW	11/94 ⇒	04/02
DUCATO II 2.0 Panorama/Combinato	RFW	03/94 ⇒	04/02
DUCATO II 2.5 D	8140.67	03/94 ⇒	04/02
DUCATO II 2.5 D 4x4	8140.67	03/94 ⇒	04/02
DUCATO II 2.5 D Combinato	8140.67	08/94 ⇒	04/02
DUCATO II 2.5 TD	8140.47, 8140.47	06/94 ⇒	08/98
DUCATO II 2.5 TD 4x4	8140.47, 8140.47	06/94 ⇒	04/98
DUCATO II 2.5 TDI	8140.47, 8140.47	03/94 ⇒	04/02
DUCATO II 2.5 TDI 4x4	8140.47	04/97 ⇒	04/02
DUCATO II 2.5 TDI Combinato	8140.47R	08/94 ⇒	04/02
DUCATO II 2.5 TDI Panorama/Combinato	8140.47, 146B2.000	03/94 ⇒	04/02
DUNA 1.7 DS	149B3.000	01/87 ⇒	12/91
DUNA 60 1.1	146A6.000	01/87 ⇒	12/91
DUNA 70 1.3	146A5.000	01/87 ⇒	12/91
ELBA 1.3	146A5.000	04/91 ⇒	02/95
ELBA 1.4	146D5.000	10/93 ⇒	02/95
ELBA 1.5	149C1.000	01/92 ⇒	12/96
ELBA 1.7 D	146B2.000, 146C6.000	04/89 ⇒	10/97
FIORINO I 1.1 60	146A9.000	11/86 ⇒	04/88
FIORINO I 1.3	146A5.000	12/87 ⇒	08/93
FIORINO I 1.3 D	127A5.000	03/82 ⇒	12/88

FIAT			
FIORINO I 1.5	149C1.000	01/88 ⇒	08/93
FIORINO I 1.7 D	149B3.000	12/87 ⇒	12/90
FIORINO II 1.3	146A5.000	01/88 ⇒	12/94
FIORINO II 1.4	146C5.000	11/92 ⇒	05/01
FIORINO II 1.5 IE	149C1.000	01/88 ⇒	10/92
FIORINO II 1.6	146C6.000, 146B2.000	01/94 ⇒	05/01
FIORINO II 1.7 D	146B2.000, 146B2.000	01/88 ⇒	
FIORINO II 1.7 TD	146D7.000	11/96 ⇒	05/01
FIORINO II 60 1.1	146A9.000	05/88 ⇒	12/93
FIORINO II 60 1.7 D	146B2.000, 146C5.000	05/88 ⇒	10/96
FIORINO II 65 1.7 TD	146D7.000	01/97 ⇒	05/01
FIORINO II 70 1.3	146A5.000	01/88 ⇒	12/94
FIORINO II 70 i.e. 1.4	146C5.000, 146C6.000	05/94 ⇒	05/01
FIORINO II 75 i.e. 1.5	149C1.000	05/88 ⇒	12/93
FIORINO II 75 i.e. 1.6	146C6.000, 127A5.000	10/93 ⇒	05/01
REGATA 60 Diesel 1.7	149B3.000	01/84 ⇒	12/89
RITMO I 1.7 Diesel	149B3.000	05/85 ⇒	12/87
UNO 1.3 Super Diesel	127A5.000, 146A.000	06/83 ⇒	03/92
UNO 1.7 D	149B4.046	02/88 ⇒	02/92
UNO 45 0.9	146A.000, --	03/83 ⇒	07/96
UNO 45 1.0 Fire	--	01/83 ⇒	12/89
UNO 60 1.1	146A4.048	05/85 ⇒	08/89
UNO 60 1.1 SX	--, 146B2.000	01/83 ⇒	12/89
UNO 60 Diesel 1.7	149B3.000	07/86 ⇒	08/89
UNO 70 1.3i SX	--	01/83 ⇒	12/89
UNO 70 TD 1.4	146B.000	10/86 ⇒	10/90
UNO 75 i.e. 1.5	138C2.048	10/85 ⇒	12/93
UNO CS 1.1	146A6.000	09/87 ⇒	09/91
UNO CS 1.7 DS	146B2.000, 146C5.000	07/87 ⇒	09/91

INNOCENTI			
ELBA 1.3	146A5.000	08/91 ⇒	12/96
ELBA 1.4 i.e.	146C5.000, 146C6.000	09/94 ⇒	12/96
ELBA 1.5 i.e.	149C1.000	08/92 ⇒	09/94
ELBA 1.6 i.e.	146C6.000, 149C2.000	09/94 ⇒	12/96
ELBA 1.7 D	146B2.000	08/91 ⇒	12/96
MILLE 1.0i	146C7.000	02/93 ⇒	02/98
MILLE 1.7 D	146B2.000	07/94 ⇒	09/95

LANCIA			
DELTA I 1.6 GT i.e.	149C2.000, 831B3.000	08/86 ⇒	08/92
DELTA I 1.6 HF Turbo	831B3.000, 831E5.000	08/86 ⇒	03/89
DELTA I 1.9 Turbo DS	831D1.000	10/86 ⇒	12/89
DELTA I 2.0 16V HF Evo Integrale	831E5.000, 831B5.000	06/93 ⇒	01/94
DELTA I 2.0 16V HF Integrale	831D5.000	03/89 ⇒	09/91
DELTA I 2.0 HF Integrale	831B5.000, 831B6.000	11/86 ⇒	12/92
PRISMA 1.3	831A2.000	01/83 ⇒	12/89
PRISMA 1.5	831B1.000	08/86 ⇒	02/92
PRISMA 1.6	831B6.000, D9B(XUD9A)	08/86 ⇒	02/92
PRISMA 1.6 i.e.	831B7.000	05/86 ⇒	12/89
PRISMA 1.9 Diesel	831D.000	01/83 ⇒	02/92
PRISMA 1.9 Turbo Diesel	831D1.000	05/85 ⇒	12/89
PRISMA 2.0 i.e. Trazione integrale	831B4.000	04/86 ⇒	12/89

PEUGEOT			
BOXER I 1.9 D	D9B(XUD9A), D8C(XUD9UTF)	03/94 ⇒	04/02
BOXER I 1.9 DT 4x4	XUD9TE	03/96 ⇒	09/98
BOXER I 1.9 TD	D8C(XUD9UTF), 8140.67	03/94 ⇒	04/02
BOXER I 1.9 TD 4x4	D8C(XUD9UTF)	07/96 ⇒	04/02
BOXER I 2.0	R5B(XU102C)	02/94 ⇒	02/02
BOXER I 2.0 4x4	--	03/96 ⇒	09/98
BOXER I 2.0 i	RFW(XU10J2)	03/94 ⇒	04/02
BOXER I 2.0 i 4x4	RFW(XU10J2)	08/96 ⇒	04/02
BOXER I 2.5 D	8140.67, T8A(DJST)	03/94 ⇒	04/02
BOXER I 2.5 D 4x4	T9A(DJS)	07/96 ⇒	04/02
BOXER I 2.5 TD	T8A(DJST), AR30746	03/94 ⇒	04/02
BOXER I 2.5 TD 4x4	T8A(DJST)	07/96 ⇒	04/02
BOXER I 2.5 TDI	THX(DJSTED)	01/97 ⇒	04/02
BOXER I 2.5 TDI 4x4	THX(DJSTED)	01/97 ⇒	04/02

7.1067



3

BRAKE/CLUTCH PEDAL SWITCHES

Adatt./Suitable:

ALFA ROMEO

161 36 44 080 01/00
60531609

FIAT

7619028

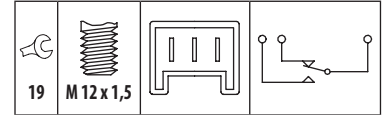
7619084

82419960

82444120

LANCIA

7619028



ALFA ROMEO			
33 II 1.5 i.e.	AR30738	09/91 ⇒	12/95
33 II 1.7 16V	AR30746, AR30736	01/90 ⇒	09/94
33 II 1.7 i.e.	AR30736, AR30736	01/90 ⇒	09/94
33 II 1.7 i.e. 4x4	AR30736, AR06168	01/90 ⇒	09/94
75 1.6	AR06100	05/85 ⇒	09/89
75 1.6 Cat	AR61101	05/89 ⇒	02/92
75 1.8	AR06168, AR06166	09/85 ⇒	02/92
75 1.8 i.e.	61202	08/89 ⇒	02/92
75 1.8 i.e. Turbo America	61203	02/86 ⇒	01/90
75 1.8 Turbo	AR06134	09/86 ⇒	02/92
75 2.0 T.S. Cat	AR06224	05/85 ⇒	02/92
75 2.0 T.S.	AR06166, AR01646	01/87 ⇒	02/92
75 2.0 TD	VM80A	05/85 ⇒	09/92
75 2.4 TD	VM81A	01/89 ⇒	02/92
75 2.5 V6	AR01646, AR06120	05/85 ⇒	08/86
75 3.0 V6	AR06120, 138B2.000	01/87 ⇒	02/92
75 3.0 V6 Cat	AR06124	01/87 ⇒	02/92
SZ 3.0 V6 Zagato	AR61501	09/88 ⇒	08/94

FIAT			
CROMA I 1600	154A.048	12/85 ⇒	12/90
CROMA I 1900 Turbo D i.d.	--	01/87 ⇒	12/90
CROMA I 2000 CHT	154A1.000	12/85 ⇒	02/89
CROMA I 2000 i.e.	834B.048	03/86 ⇒	09/90
CROMA I 2000 i.e. Turbo	154A2.000	12/85 ⇒	06/90
CROMA I 2500 D	8144.67	12/85 ⇒	12/89
CROMA I 2500 TD	8144.91.2000	12/85 ⇒	08/89
DUNA 60 1.1	146A6.000	01/87 ⇒	12/91
DUNA 70 1.3	146A5.000	01/87 ⇒	12/91
REGATA 1.1 60, 60 L	138B.000	10/83 ⇒	08/86
REGATA 1.6	--	09/86 ⇒	06/89
REGATA 70 1.3	138B2.000, 146A.000	09/83 ⇒	07/89
REGATA 85 1.5	149A5.000	05/85 ⇒	12/87
UNO 45 0.9	146A.000, --	03/83 ⇒	07/96
UNO 45 1.0 Fire	--	01/83 ⇒	12/89
UNO 60 1.1 SX	--, 1831B.000	01/83 ⇒	12/89
UNO 70 1.3i SX	--	01/83 ⇒	12/89
UNO 75 i.e. 1.5	138C2.048	10/85 ⇒	12/93

FIAT (BR)			
UNO 1.4i Turbo	1.4Mpi	01/94 ⇒	12/96
UNO 1.6i	1.6Mpi	01/95 ⇒	12/96
UNO 1.6iR	1.6Mpi	01/93 ⇒	12/94
UNO 1.6R	1.6	01/90 ⇒	12/93
UNO CSL 1.6	1.6	01/91 ⇒	12/93

LANCIA			
DELTA I 1.1	831B8.000	01/86 ⇒	12/90
DELTA I 1.3	1831B.000, 831A1.000	09/79 ⇒	10/92
DELTA I 1.5	831A1.000, 149C2.000	09/79 ⇒	12/92
DELTA I 1.6 GT i.e.	149C2.000, 831B3.000	08/86 ⇒	08/92
DELTA I 1.6 HF Turbo	831B3.000, 831E5.000	08/86 ⇒	03/89
DELTA I 1.9 Turbo DS	831D1.000	10/86 ⇒	12/89
DELTA I 2.0 16V HF Evo Integrale	831E5.000, 831B5.000	06/93 ⇒	01/94
DELTA I 2.0 16V HF Integrale	831D5.000	03/89 ⇒	09/91
DELTA I 2.0 HF Integrale	831B5.000, 831B6.000	11/86 ⇒	12/92
PRISMA 1.3	831A2.000	01/83 ⇒	12/89
PRISMA 1.5	831B1.000	08/86 ⇒	02/92
PRISMA 1.6	831B6.000, AR16201	08/86 ⇒	02/92
PRISMA 1.6 i.e.	831B7.000	05/86 ⇒	12/89
PRISMA 1.9 Diesel	831D.000	01/83 ⇒	0

LANCIA		
PRISMA 2.0 i.e. Trazione integrale	831B4.000	04/86 ⇒ 12/89
THEMA 8.32	F105L	09/87 ⇒ 05/89

7.1068



3

BRAKE/CLUTCH PEDAL SWITCHES

Adatt./Suitable:

ALFA ROMEO

7627639
7682537

CITROËN

4534 17
4534 41

FIAT

7627639
7682537

INNOCENTI

7627639

LANCIA

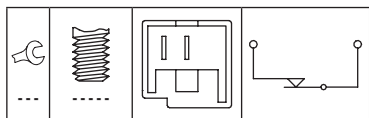
7627639
7682537

PEUGEOT

4534 41
4534.17

1069 with automatic adjustment

- con regolazione automatica
- avec réglage automatique
- mit automatischer Nachstellung
- con reajuste automático



ALFA ROMEO		
166 2.0 T.SPARK	AR34103	09/98 ⇒ 10/00
166 2.4 JTD	AR34202	09/98 ⇒ 10/00
166 2.5 V6 24V	AR34201	09/98 ⇒ 12/06
GTV 2.0 T.SPARK 16V	AR16201, D9B(XUD9A/U)	06/95 ⇒ 10/05
GTV 2.0 V6 Turbo	AR16202	06/95 ⇒ 09/98
GTV 3.0 V6 24V	AR16102	10/96 ⇒ 10/00
SPIDER II 2.0	AR16202	05/98 ⇒ 04/05
SPIDER II 2.0 T.SPARK 16V	AR16201	06/95 ⇒ 04/05
SPIDER II 3.0 12V [BRA]	AR16199	09/95 ⇒ 08/97

CITROËN		
JUMPER I 1.9 D	D9B(XUD9A/U), D8C(XUD9UTF)	02/94 ⇒ 04/02
JUMPER I 1.9 TD	D8C(XUD9UTF), RFW(XU10J2U)	02/94 ⇒ 04/02
JUMPER I 1.9 TD 4x4	D8C(XUD9UTF)	08/96 ⇒ 04/02
JUMPER I 2.0	RFW(XU10J2U), 182A4.000	02/94 ⇒ 04/02
JUMPER I 2.0 4x4	RFW(XU10J2U)	08/96 ⇒ 04/02
JUMPER I 2.5 D	T9A(DJ5)	03/94 ⇒ 04/02
JUMPER I 2.5 D 4x4	T9A(DJ5)	08/96 ⇒ 04/02
JUMPER I 2.5 TD	T8A(DJST)	03/94 ⇒ 04/02
JUMPER I 2.5 TD 4x4	T8A(DJST)	08/96 ⇒ 04/02
JUMPER I 2.5 TDi	THX(DJSTED)	12/96 ⇒ 04/02
JUMPER I 2.5 TDi 4x4	THX(DJSTED)	12/96 ⇒ 04/02

FIAT		
BRAVA 1.2 16V	182B2.000	12/98 ⇒ 12/02
BRAVA 1.6 16V	182A4.000, --	10/95 ⇒ 10/01
BRAVA 1.8 GT 16V	182A2.000	10/95 ⇒ 08/01
BRAVA 1.9 JTD	182B9.000	09/00 ⇒ 10/01
BRAVA 1.9 TD 100 S	182A7.000	03/96 ⇒ 10/01
BRAVA 1.9 TD 75 S	182A8.000	03/96 ⇒ 10/01
BRAVO I 1.9 JTD 105	182B4.000	12/98 ⇒ 10/01
COUPE 2.0 20V	182B3.000	04/98 ⇒ 08/00
DUCATO II 2.0	--, 182A7.000	03/94 ⇒ 04/02
DUCATO II 2.0 4x4	RFW	11/94 ⇒ 04/02
DUCATO II 2.0 Panorama/ Combinato	RFW	03/94 ⇒ 04/02
FIORINO II 1.0 iE	156A2.246	11/92 ⇒ 04/96
MAREA 1.9 JTD	182B9.000	01/01 ⇒ 12/07
MAREA 1.9 JTD 105	182B4.000	12/98 ⇒ 12/02
MAREA 1.9 JTD 110	186A6.000	09/00 ⇒ 08/02
MAREA 1.9 TD 100	182A7.000, 159A2.000	05/96 ⇒ 06/03
MAREA 1.9 TD 75	182A8.000	09/96 ⇒ 05/02
MAREA 2.0 150 20V	185A8.000	01/01 ⇒ 05/02
MAREA 2.0 155 20V	182B7.000	04/99 ⇒ 02/03
MAREA 2.4 JTD 130	185A6.000	04/99 ⇒ 05/02
TEMPRA 1.4 i.e.	159A2.000, 159A3.000	04/90 ⇒ 08/96
TEMPRA 1.6	159A3.000, 159A3.046	03/90 ⇒ 12/96
TEMPRA 1.6 i.e.	159A3.046, 160A6.000	06/90 ⇒ 08/96
TEMPRA 1.9 D	160A7.000	07/91 ⇒ 08/96

FIAT		
TEMPRA 1.9 TD	160A6.000, 160A1.000	05/90 ⇒ 08/96
TEMPRA 1.9 TDE	160A6.046	07/90 ⇒ 03/93
TEMPRA 2.0	159A6.046	04/90 ⇒ 06/93
TEMPRA 2.0 i.e.	159A6.046	10/90 ⇒ 08/96
TIPO I 1.1	160A3.000	01/88 ⇒ 10/91
TIPO I 1.1 i.e.	156C.046	10/94 ⇒ 10/95
TIPO I 1.4	160A1.000, 159A2.000	07/87 ⇒ 12/89
TIPO I 1.4 i.e.	159A2.000, 159A3.048	05/89 ⇒ 04/95
TIPO I 1.6	159A3.048, 159A3.046	01/88 ⇒ 10/95
TIPO I 1.6 i.e.	159A3.046, 149B4.000	07/90 ⇒ 04/95
TIPO I 1.6 i.e. [BRA]	160E2.011	03/93 ⇒ 04/95
TIPO I 1.6 SX DGT	159A3.000	05/89 ⇒ 10/95
TIPO I 1.7 D	149B4.000, 160A6.046	01/88 ⇒ 10/95
TIPO I 1.9 TD	160A6.046, 146A2.166	09/90 ⇒ 04/95
UNO 1.0	146A2.166, 146A8.000	06/89 ⇒ 02/92
UNO 1.0 i.e.	146C7.000	09/89 ⇒ 03/94
UNO 1.3 Turbo i.e.	146A2.246	09/89 ⇒ 03/91
UNO 1.4 Super	146C2.028	09/89 ⇒ 09/92
UNO 1.4 Turbo i.e.	146A8.000, 156A2.000	09/89 ⇒ 12/96
UNO 1.7 D	146B2.000	02/88 ⇒ 08/00
UNO 1.7 DS Super	146B2.000	09/89 ⇒ 03/94
UNO 1.9 D	149B5.046	09/89 ⇒ 03/94
UNO 45 0.9 Trend	146A.048	09/89 ⇒ 09/92
UNO 45 1.0	156A2.000, 146A4.048	06/86 ⇒ 12/93
UNO 45 i.e. 1.0	156A2.246	04/84 ⇒ 10/95
UNO 50 1.1	156C.046	01/90 ⇒ 12/93
UNO 50 i.e. 1.1	146C3.000	06/92 ⇒ 12/93
UNO 60 1.1	146A4.048, 146C1.000	02/88 ⇒ 12/92
UNO 60 Diesel 1.7	146B2.000	09/89 ⇒ 12/93
UNO 70 i.e. 1.4	146C1.000, 835A1.000	09/89 ⇒ 07/96
UNO 70 S 1.4	160A1.048	10/88 ⇒ 06/06
UNO 70 TD 1.4	146B3.000	10/86 ⇒ 10/90
UNO 75 i.e. 1.5	149C1.000	10/85 ⇒ 12/93
UNO Mondo 1.0	146A2.166	01/98 ⇒
UNO Mondo 1.0 [IND]	146A2.166	01/98 ⇒
UNO Mondo 1.0 i.e.	146D8.000	01/96 ⇒
UNO Mondo 1.2 i.e. [IND]	178D5.066	01/96 ⇒
UNO Mondo 1.4 Super	146C2.028	01/96 ⇒
UNO Mondo 1.7 DS	146B2.000	01/96 ⇒
UNO Mondo 1.7 DS [IND]	146B2.000	01/96 ⇒

FIAT (BR)		
TIPO 1.6i	1.6Mpi	01/96 ⇒ 12/97
UNO 1.5i	1.5Spi	01/92 ⇒ 12/96
UNO 1.5i Furgoneta	1.5Mpi	01/92 ⇒
UNO CS 1.5i	1.5Spi	01/92 ⇒ 12/96

INNOCENTI		
MILLE 1.0	146C7.000	07/95 ⇒ 05/97
MILLE 1.4	160A1046	07/95 ⇒ 05/97
MILLE 1.7 D	146B2.000	07/95 ⇒ 05/97

LANCIA		
DEDRA 1.6	835A1000	07/94 ⇒ 02/97
DEDRA 1.6 i.e.	835A1.000, 1831B.000	08/89 ⇒ 07/99
DEDRA 2.0 HF Integrale	835A7.046	11/90 ⇒ 07/94
DEDRA 2.0 i.e. Turbo	835A8.046	04/91 ⇒ 07/99
DEDRA 2.0 i.e. Turbo Integrale	835A7.000	05/90 ⇒ 07/94
DEDRA 2.0 Turbo	835A8.000	11/90 ⇒ 06/94
DELTA I 1.1	831B8.000	01/86 ⇒ 12/90
DELTA I 1.3	1831B.000, 831A1.000	09/79 ⇒ 10/92
DELTA I 1.5	831A1.000, 160A1.046	09/79 ⇒ 12/92
DELTA II 1.4 i.e.	160A1.046, 182A6.000	10/94 ⇒ 08/99
DELTA II 1.6 i.e.	182A6.000, 835C2.000	06/93 ⇒ 08/99
DELTA II 1.8 i.e.	835C2.000, 160D1.000	06/93 ⇒ 08/99
DELTA II 1.8 i.e. 16V	182A2.000	03/96 ⇒ 08/99
DELTA II 1.8 i.e. 16V GT	183A1.000	03/96 ⇒ 08/99
DELTA II 1.9 TD	160D1.000, AR32302	10/94 ⇒ 08/99
DELTA II 2.0 16V	836A3.000	06/93 ⇒ 08/99
KAPPA 2.4 20V	838B2.000	06/98 ⇒
KAPPA 2.4 TDS	838A3.000	07/96 ⇒ 10/01
LYBRA 1.6 16V	182A4.000	07/99 ⇒ 10/05
LYBRA 1.8 16V	839A4.000	07/99 ⇒ 10/05
LYBRA 1.9 JTD	AR32302, 839A5.000	09/00 ⇒ 09/01
LYBRA 2.0 20V	182B7.000	07/99 ⇒ 09/00
LYBRA 2.4 JTD	839A5.000, D9B(XUD9A)	07/99 ⇒ 02/01

PEUGEOT		
BOXER I 1.9 D	D9B(XUD9A), D8C(XUD9UTF)	03/94 ⇒ 04/02
BOXER I 1.9 DT 4x4	XUD9TE	03/96 ⇒ 09/98
BOXER I 1.9 TD	D8C(XUD9UTF), 8140.67	03/94 ⇒ 04/02
BOXER I 1.9 TD 4x4	D8C(XUD9UTF)	07/96 ⇒ 04/02
BOXER I 2.0	R5B(XU102C)	02/94 ⇒ 02/02
BOXER I 2.0 4x4	--	03/96 ⇒ 09/98
BOXER I 2.0 i	RFW(XU10J2)	03/94 ⇒ 04/02
BOXER I 2.0 i 4x4	RFW(XU10J2)	08/96 ⇒ 04/02
BOXER I 2.5 D	8140.67, T8A(DJST)	03/94 ⇒ 04/02
BOXER I 2.5 D 4x4	T9A(DJ5)	07/96 ⇒ 04/02
BOXER I 2.5 TD	T8A(DJST), AR67103	03/94 ⇒ 04/02
BOXER I 2.5 TD 4x4	T8A(DJST)	07/96 ⇒ 04/02

PEUGEOT		
BOXER I 2.5 TDI	THX(DJSTED)	01/97 ⇒ 04/02
BOXER I 2.5 TDI 4x4	THX(DJSTED)	01/97 ⇒ 04/02

7.1069



3

BRAKE/CLUTCH PEDAL SWITCHES

Adatt./Suitable:

ALFA ROMEO

46530958
60805125
7627401

CITROËN

4534 32

FIAT

46530958
46543839
46742766
500319244
7627401
7682536

IVECO

500026710
500319244

LANCIA

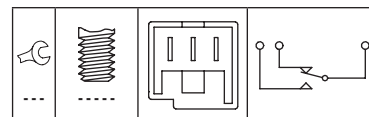
46530958
46543839
7627401
7682536

PEUGEOT

4534 32

1069 with automatic adjustment

- con regolazione automatica
- avec réglage automatique
- mit automatischer Nachstellung
- con reajuste automático



ALFA ROMEO		
155 1.6 16V T.S.	AR67601	05/96 ⇒ 12/97
155 1.7 T.S.	AR67103, AR67101	04/93 ⇒ 04/96
155 1.7 T.S. 16V	AR67106	05/96 ⇒ 12/97
155 1.8 T.S.	AR67101	02/92 ⇒ 05/94
155 1.8 T.S. Sport	AR67101, AR33601	03/92 ⇒ 12/96
155 1.9 TD	AR33601, AR67203	04/93 ⇒ 12/97
155 2.0 16V Turbo Q4	AR67203, AR67201	01/92 ⇒ 12/97
155 2.0 T.S.	AR67201, AR67204	02/92 ⇒ 05/95
155 2.0 T.S. 16V	AR67204, VM07B	03/95 ⇒ 12/97
155 2.5 TD	VM07B, AR67301	04/93 ⇒ 12/97
155 2.5 V6	AR67301, AR16201	03/92 ⇒ 12/97
166 2.0 V6	AR34102	09/98 ⇒ 10/00
166 2.4 JTD	AR34202	09/98 ⇒ 10/00
166 2.5 V6 24V	AR34201	09/98 ⇒ 12/06
GTV 1.8 16V	AR32201	05/98 ⇒ 10/05
GTV 2.0 T.SPARK 16V	AR16201, AR16102	06/95 ⇒ 10/05
GTV 3.0 V6 24V	AR16102, AR00526	10/00 ⇒ 10/05
SPIDER I 1600	AR00526, AR01588	03/76 ⇒ 12/93
SPIDER I 2.0i [CAN]	AR01588	09/90 ⇒ 10/93
SPIDER I 2.0i [USA]	AR01588	09/90 ⇒ 10/93
SPIDER I 2.0i Veloce [CAN]	AR01588	09/90 ⇒ 10/93
SPIDER I 2.0i Veloce [USA]	AR01588	09/90 ⇒ 10/93
SPIDER I 2000	AR01588, AR16101	01/77 ⇒ 12/93
SPIDER II 1.8 16V	AR32201	05/98 ⇒ 04/05
SPIDER II 2.0 JTS	937A1.000	04/03 ⇒ 04/05
SPIDER II 2.0 T.SPARK 16V	AR32310	06/95 ⇒ 04/05
SPIDER II 2.0 Twin Spark	AR32301	05/98 ⇒ 08/00
SPIDER II 3.0 12V [BRA]	AR16199	09/97 ⇒
SPIDER II 3.0 V6	AR16101, 230A2.000	09/94 ⇒ 04/05
SPIDER II 3.0 V6 24V	AR16102	01/99 ⇒ 10/03

FIAT		
COUPE 1.8 16V	183A1.000	03/96 ⇒ 08/00
COUPE 2.0 16V	836A3.000	11/93 ⇒ 08/96
COUPE 2.0 16V [BRA]	836A3.011	11/93 ⇒ 08/96
COUPE 2.0 16V Turbo	175A1.000	11/93 ⇒ 08/96
DUCATO II 1.9 D	230A2.000, 230A3.000	03/94 ⇒ 04/02
DUCATO II 1.9 D Combinato	230A2.000	06/95 ⇒ 04/02
DUCATO II 1.9 TD	230A3.000, 8140.47	03/94

FIAT			
DUCATO II 2.5 TD	8140.47, 8140.47	06/94 → 08/98	
DUCATO II 2.5 TD 4x4	8140.47, 159A2.000	06/94 → 04/98	
DUCATO II 2.5 TDI	8140.47	03/94 → 04/02	
DUCATO II 2.5 TDI 4x4	8140.47	04/97 → 04/02	
DUCATO II 2.5 TDI Panorama/ Combinato	8140.47	03/94 → 04/02	
DUCATO II 2.8 D	8140.63	02/98 → 04/02	
DUCATO II 2.8 D 4x4	8140.63	08/98 → 04/02	
DUCATO II 2.8 iDTD 4x4	8140.43	05/98 → 09/01	
DUCATO II 2.8 TD 4x4	8140.43	05/98 → 11/01	
DUCATO II 2.8 TDI	8140.43	10/97 → 04/02	
DUCATO II 2.8 TDI 4x4	8140.43	06/99 → 04/02	
FIORINO II 1.0 iE	156A2.246	11/92 → 04/96	
MAREA 2.4 TD 125	185A2.000	09/96 → 04/99	
TEMPRA 1.4 i.e.	159A2.000, 159A3.000	04/90 → 08/96	
TEMPRA 1.6	159A3.000, 159A3.046	03/90 → 12/96	
TEMPRA 1.6 i.e.	159A3.046, 159A4.000	06/90 → 08/96	
TEMPRA 1.8 4x4	159A4.000	07/92 → 06/93	
TEMPRA 1.8 i.e.	159A4.000, 160A6.000	03/90 → 08/96	
TEMPRA 1.9 D	160A7.000	07/91 → 08/96	
TEMPRA 1.9 TD	160A6.000, 160A1.000	05/90 → 08/96	
TEMPRA 1.9 TDE	160A6.046	07/90 → 03/93	
TEMPRA 2.0	159A6.046	04/90 → 06/93	
TEMPRA 2.0 i.e.	159A6.046	10/90 → 08/96	
TEMPRA 2.0 i.e. [BRA]	159A6.011	04/93 → 12/96	
TEMPRA 2.0 i.e. 4x4	159A6.046	03/92 → 03/95	
TIPO I 1.4	160A1.000, 159A2.000	07/87 → 12/89	
TIPO I 1.4 i.e.	159A2.000, 159A3.048	05/89 → 04/95	
TIPO I 1.6	159A3.048, 159A3.046	01/88 → 10/95	
TIPO I 1.6 i.e.	159A3.046, 159A4.000	07/90 → 04/95	
TIPO I 1.6 SX DGT	159A3.000	05/89 → 10/95	
TIPO I 1.8 i.e.	836A5.000	03/93 → 04/95	
TIPO I 1.8 i.e.	159A4.000, 160A6.000	10/90 → 10/95	
TIPO I 1.8 i.e. 16V Sport	160A5.000	11/89 → 06/92	
TIPO I 1.9 D	160A7.000	07/91 → 08/95	
TIPO I 1.9 TD	160A6.000, 159A5.046	09/90 → 04/95	
TIPO I 2.0	159A5.046, 159A5.046	10/90 → 04/95	
TIPO I 2.0 16V	160A8.046	07/91 → 04/95	
TIPO I 2.0 i.e.	159A5.046, 146A2.166	03/90 → 04/95	
TIPO I 2.0 i.e. [BRA]	159A6.011	03/93 → 10/95	
TIPO I 2.0 i.e. 16V Sport	836A3.000	03/93 → 04/95	
UNO 1.0	146A2.166, 156A2.000	06/89 → 02/92	
UNO 1.0 i.e.	146C7.000	09/89 → 03/94	
UNO 1.4 Super	146C2.028	09/89 → 09/92	
UNO 45 0.9 Trend	146A.048	09/89 → 09/92	
UNO 45 1.0	156A2.000, 146A4.048	06/86 → 12/93	
UNO 45 i.e. 1.0	156A2.246	04/84 → 10/95	
UNO 50 1.1	156C.046	01/90 → 12/93	
UNO 50 i.e. 1.1	146C3.000	06/92 → 12/93	
UNO 60 1.1	146A4.048, 146C1.000	02/88 → 12/92	
UNO 70 i.e. 1.4	146C1.000, 835A1.000	09/89 → 07/96	
UNO 70 S 1.4	160A1.048	10/88 → 06/06	
UNO 75 i.e. 1.5	149C1.000	10/85 → 12/93	

FIAT (BR)		
COUPE 2.0i 16V	2.0Mpi	01/95 → 12/97
MAREA 2.4i 20v	2.4Mpi	01/01 →
PALIO 1.0i	1.0Mpi	01/96 →
TIPO 2.0i 16V	2.0Mpi	01/94 → 12/95
TIPO 2.0i 8v	2.0Mpi	01/94 → 12/95

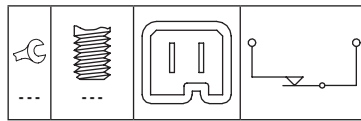
LANCIA		
DEDRA 1.6	159B9.000	10/94 → 07/99
DEDRA 1.6 16V	182A4.000	01/96 → 07/99
DEDRA 1.6 i.e.	835A1.000, 835A2.000	08/89 → 07/99
DEDRA 1.6 LE Cat	159B9.000	07/94 → 07/99
DEDRA 1.8 16V LE	182A2.000	03/96 → 07/99
DEDRA 1.8 GT 16V	183A1.000	03/96 → 07/99
DEDRA 1.8 i.e.	835A2.000, 160D1.000	09/89 → 07/99
DEDRA 1.9 TDS	160D1.000, 835A5.000	04/89 → 07/99
DEDRA 2.0 16V	836A3.000	07/94 → 07/99
DEDRA 2.0 HF Integrale	835A7.046	11/90 → 07/94
DEDRA 2.0 i.e.	835A5.000, 160A1.046	09/89 → 07/99
DEDRA 2.0 i.e. Turbo	835A8.046	04/91 → 07/99
DEDRA 2.0 i.e. Turbo Integrale	835A7.000	05/90 → 07/94
DEDRA 2.0 Integrale	836A3.000	07/94 → 07/99
DEDRA 2.0 Turbo	835A8.000	11/90 → 06/94
DELTA II 1.4 i.e.	160A1.046, 182A6.000	10/94 → 08/99
DELTA II 1.6 i.e.	182A6.000, 835C2.000	06/93 → 08/99
DELTA II 1.6 i.e. 16V	182A4.000	01/96 → 08/99
DELTA II 1.8 i.e.	835C2.000, 160D1.000	06/93 → 08/99
DELTA II 1.8 i.e. 16V	182A2.000	03/96 → 08/99
DELTA II 1.8 i.e. 16V GT	183A1.000	03/96 → 08/99
DELTA II 1.9 TD	160D1.000, 175A4.000	10/94 → 08/99
DELTA II 2.0 16V	836A3.000	06/93 → 08/99
DELTA II 2.0 16V Turbo	175A4.000, 834A4.000	06/93 → 08/99
KAPPA 2.0 16V Turbo	834A4.000, 838A2.000	07/96 → 10/01
KAPPA 2.0 20V	838A6.000	07/96 → 10/01
KAPPA 2.0 iE	175A3.000	03/98 → 05/01

LANCIA		
KAPPA 2.4 20V	838A2.000, 838A3.000	08/94 →
KAPPA 2.4 JTD	838A8.000	02/98 → 12/01
KAPPA 2.4 JTD	838A3.000, 839A5.000	08/94 → 10/01
KAPPA 3.0 24V	838B.000	08/94 → 10/01
LYBRA 1.9 JTD	AR32302	07/99 → 09/01
LYBRA 2.0 20V	182B7.000	07/99 → 09/00
LYBRA 2.4 JTD	839A5.000, K5A(TU3)	07/99 → 02/01

7.1070

BRAKE/CLUTCH PEDAL SWITCHES

Adatt./Suitable:

PEUGEOT
4534.09

PEUGEOT

405 I 1.4	K5A(TU3), --	01/87 → 12/92
405 I 1.6	--, A8A(XUD7TE)	01/87 → 12/92
405 I 1.6 4x4	BDZ(XU5M)	04/88 → 07/92
405 I 1.6 SRI 4x4	BDZ(XU5M)	04/88 → 07/92
405 I 1.8 D	XUD7	01/87 → 12/92
405 I 1.8 D 4x4	A8A(XUD7TE)	10/87 → 07/92
405 I 1.8 DT 4x4	A8A(XUD7TE)	05/90 → 07/92
405 I 1.8 GLD	--	04/90 → 07/92
405 I 1.8 TD	A8A(XUD7TE), A8A(XUD7TE)	10/88 → 08/92
405 I 1.8 Turbo Diesel	A8A(XUD7TE), D2C(XU92C)	03/88 → 12/92
405 I 1.9	D2C(XU92C), D6C(XU9J4)	01/87 → 12/92
405 I 1.9 4x4	D6C(XU9J4), D9B(XUD9A)	06/87 → 12/92
405 I 1.9 D	D9B(XUD9A), D6C(XU9J4)	01/87 → 12/92
405 I 1.9 Diesel	D9B(XUD9A)	03/88 → 12/92
405 I 1.9 Injection	DFZ(XU9J1)	07/87 → 12/92
405 I 1.9 Sport MI-16	D6C(XU9J4), D6C(XU9J4)	06/87 → 11/92
405 I 1.9 Sport MI-16 4x4	DFW(XU9J4Z)	06/87 → 07/92
405 I 1.9 Trazione integrale	D6C(XU9J4), 105(XM7)	06/87 → 07/92
505 1.8	105(XM7), 851(ZDJ)	06/81 → 10/86
505 2.0 TI,STI	829(ZEJ)	08/79 → 10/86
505 2.1 i	XN9T	01/83 → 12/88
505 2.2	851(ZDJ), 155(XD3)	05/81 → 12/93
505 2.2 GTI	851B(ZDJL)	08/83 → 12/93
505 2.3 Diesel	147(XD25)	04/82 → 06/86
505 2.3 Turbo Diesel	147(XD25)	09/80 → 06/86
505 2.5 Diesel	155(XD3), --	06/81 → 12/93
505 2.5 Turbo Diesel	XD3T	10/83 → 12/90
605 2.0	--, RGX(XU10J2TE)	01/89 → 09/99
605 2.0 16V	RFV(XU10J4R)	07/94 → 09/99
605 2.0 Turbo	RGX(XU10J2TE), UFZ(ZPJ)	07/91 → 09/99
605 2.1 D	P9A(XUD11A)	06/89 → 07/95
605 2.1 Turbo Diesel	PHZ(XUD11ATE)	06/89 → 09/99
605 2.5 Turbo Diesel	THY(DK5ATE)	07/94 → 09/99
605 3.0	UFZ(ZPJ), J7R751	08/89 → 09/99
605 3.0 SV 24	UKZ(ZPJ4/Z)	08/89 → 09/99

7.1072

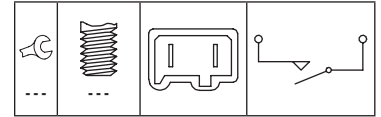
BRAKE/CLUTCH PEDAL SWITCHES

Adatt./Suitable:

CHRYSLER
T0781615
RENAULT
77 00 781 615

03 Supplied until depletion

- Fornibile fino ad esaurimento delle scorte
- Fourni jusqu'à épuisement du stock
- Lieferbar solange vorrat reicht
- Suministrado hasta el stock termina



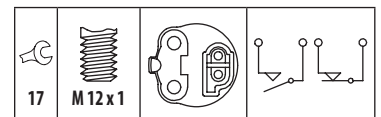
RENAULT

21 2.0	J7R751, J7R732	03/86 → 06/92
ESPACE III 3.0	Z7X775	11/96 → 10/98
ESPACE III 3.0 V6 24V	L7X727	10/98 → 10/02
MASTER I 2.5 DT	S9U740	08/93 → 02/98
MASTER I 2.5 TD	S9U740	08/89 → 07/98
MASTER I 35 2,5 TD	S9U740	08/89 → 07/98
SAFRANE I 2.0	J7R732, J7R734	08/92 → 09/96
SAFRANE I 2.0 12V	J7R734, J7T760	04/92 → 07/96
SAFRANE I 2.1 dT	J8S760	11/93 → 07/96
SAFRANE I 2.2	J7T760, Z7X721	04/92 → 07/96
SAFRANE I 2.5 dT	S8U763	12/92 → 07/96
SAFRANE I 3.0 Biturbo 4x4	Z7X726	02/93 → 07/96
SAFRANE I 3.0 V6	Z7X753	12/92 → 07/96
SAFRANE I 3.0 V6 4x4	Z7X721, N7Q710	12/92 → 07/96
SAFRANE II 2.0 16V	N7Q710, N7U700	07/96 → 12/00
SAFRANE II 2.2 dT	G8T740	07/96 → 12/00
SAFRANE II 2.5 20V	N7U700, M102.962	07/96 → 12/00
SAFRANE II 2.9 24V	L7X713	03/99 → 12/00
SAFRANE II 3.0 V6	Z7X755	10/96 → 12/00

7.1073

BRAKE/CLUTCH PEDAL SWITCHES

Adatt./Suitable:

MERCEDES-BENZ
A 000 545 35 09
A 000 545 87 09

MERCEDES-BENZ

190 E 2.0	M102.962, M102.983	10/82 → 08/93
190 E 2.3-16	M102.983, M115.973	04/84 → 08/88
CLASSE G I 200 GE	M102.964	02/80 → 08/92
CLASSE G I 230 G	M115.973, M102.981	03/79 → 07/93
CLASSE G I 230 GE	M102.981, OM616.936	04/82 → 08/92
CLASSE G I 240 GD	OM616.936, OM602.930	03/79 → 08/87
CLASSE G I 250 GD	OM602.930, M110.994	10/87 → 12/92
CLASSE G I 280 GE	M110.994, M102.958	11/79 → 08/89
CLASSE G I 300 GD	OM617.931	12/79 → 12/91
CLASSE G II 200 GE	M102.965	01/90 → 07/93
CLASSE G II 230 G	M102.958, M102.979	04/92 →
CLASSE G II 230 GE	M102.979, OM602.930	09/89 →
CLASSE G II 240 GD	OM616.938	04/92 →

MERCEDES-BENZ

CLASSE G II 250 GD	OM602.930, OM602.946	02/90 →
CLASSE G II 280 GE	M110.994	04/92 →
CLASSE G II 290 GD	OM602.946, OM617.932	04/92 →
CLASSE G II 290 GD / G 290 D	OM602.942	06/93 → 07/00
CLASSE G II 300 GD	OM617.932, M103.987	04/92 →
CLASSE G II 300 GD / G 300	OM603.931	09/89 → 09/97
CLASSE G II 300 GE	M103.987, M103.981	09/89 → 09/97
CLASSE G II 350 G Turbo-D	OM603.972	09/91 → 09/97
CLASSE G II 350 Turbo GD	OM603.972	09/91 → 08/96
CLASSE G II 500 GE	M117.965	09/93 → 12/94
CLASSE S II 260 SE	M103.941	09/85 → 06/91
CLASSE S II 300 SDL Turbo	OM603.961	11/85 → 12/87
CLASSE S II 300 SE, SEL	M103.981, M116.961	09/85 → 06/91
CLASSE S II 350 SD Turbo	OM603.970	03/90 → 06/91
CLASSE S II 380 SE, SEL	M116.961, M116.965	09/80 → 08/85
CLASSE S II 380 SEC	M116.963	10/81 → 07/85
CLASSE S II 420 SE, SEL	M116.965, M116.965	10/85 → 06/91
CLASSE S II 420 SEC	M116.965, M117.965	10/85 → 06/91
CLASSE S II 500 SE, SEL	M117.965, M117.965	09/85 → 06/91
CLASSE S II 500 SE, SEL Cat	M117.965	06/89 → 06/91
CLASSE S II 500 SEC	M117.965, M117.968	09/85 → 06/91
CLASSE S II 500 SEC Cat	M117.965	06/89 → 06/91
CLASSE S II 560 SE, SEL	M117.968, M117.968	10/85 → 06/91
CLASSE S II 560 SEC	M117.968, M116.960	10/85 → 06/91
CLASSE SL III 300 SL	M103.982	09/85 → 08/89
CLASSE SL III 380 SL	M116.960, M102.981	09/80 → 08/85
CLASSE SL III 420 SL	M116.964	01/86 → 08/89
CLASSE SL III 500 SL	M117.964	01/86 → 08/89
CLASSE SL III 560 SL	M117.967	09/85 → 12/89
KOMBI II 200 TE	M102.962	09/88 → 12/89

PUCH

G-MODELL 230 GE	M102.981, J6R234	04/82 → 07/00
G-MODELL 240 GD	OM616.936	03/79 → 08/87
G-MODELL 250 GD	OM602.930	10/87 → 12/92
G-MODELL 280 GE	M110.994	08/84 → 08/89
G-MODELL 290 GD/G 290 D	OM602.942	04/92 → 08/97
G-MODELL 300 GD	OM603.931	12/79 → 08/93
G-MODELL 300 GE	M103.987	06/90 → 08/93
G-MODELL 350 G Turbo D	OM603.972	09/91 → 08/96

7.1074



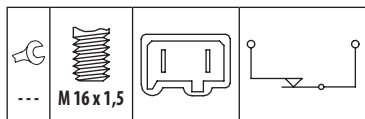
1

BRAKE/CLUTCH PEDAL SWITCHES

Adatt./Suitable:

RENAULT
77 00 759 990⁰³ Supplied until depletion

- Fornibile fino ad esaurimento delle scorte
- Fourni jusqu'à épuisement du stock
- Lieferbar solange vorrat reicht
- Suministrado hasta el stock termina



RENAULT

ESPACE I 2.0	J6R234, J8S240	07/84 → 12/90
ESPACE I 2.0 i	J7R760	01/89 → 12/90
ESPACE I 2.0 i Quadra	J7R760	03/88 → 12/92
ESPACE I 2.1 TD	J8S240, 4G13(16V)	10/84 → 12/90
ESPACE I 2.2	J7T770	07/86 → 12/90
ESPACE I 2.2 Quadra	J7T770	01/88 → 12/90

7.1075



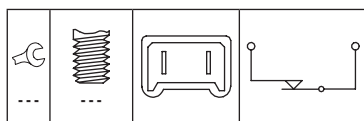
1

BRAKE/CLUTCH PEDAL SWITCHES

Adatt./Suitable:

GENERAL MOTORS
9120784**MITSUBISHI**
MB-953385**OPEL**
44 05 731
9120784**RENAULT**
77 00 785 258**VAUXHALL**
9120784**VOLVO**
30870941
30870941-9

MARKET DIFFUSION: MEDIUM



MITSUBISHI

CARISMA 1.3	4G13S	09/00 → 10/04
CARISMA 1.3 16V	4G13(16V), 4G92	09/00 → 10/04
CARISMA 1.6	4G92, 4G93	09/00 → 06/06
CARISMA 1.8	4G93, 4G93(GDI)	07/95 → 09/97
CARISMA 1.8 16V GDI	4G93(GDI)	09/97 → 06/06
CARISMA 1.8 GDI	4G93(GDI), 4G93(DOHC16V)	10/00 → 06/06
CARISMA 1.8 MSX - 16V	4G93(DOHC16V), 4G13(16V)	07/95 → 07/97
CARISMA 1.9 TD	F80T	10/96 → 09/00
SPACE STAR 1.3 16V	4G13(16V), 4G93(GDI)	09/00 → 12/04
SPACE STAR 1.6 16V	4G18	01/01 → 12/04
SPACE STAR 1.8 GDI	4G93(GDI), 4G93	06/98 → 12/04
SPACE STAR 1.8 MPI	4G93, F8Q600	10/02 → 12/04

OPEL

ARENA 1.9	F8Q600, S8U758	03/98 → 04/01
ARENA 1.9 D	F8Q600	01/97 → 12/01
ARENA 2.5	S8U758, S8U758	03/98 → 04/01
ARENA 2.5 D	S8U758, C1J	01/97 → 12/01

RENAULT

19 I 1.2	C1G730	01/88 → 12/92
19 I 1.2i	E7F	01/89 → 12/92
19 I 1.4	C1J, F2N720	01/88 → 05/93
19 I 1.4 Cat	C3J710	01/89 → 04/92
19 I 1.7	F2N720, F7P700	07/88 → 12/92
19 I 1.8 16V	F7P700, F8Q706	06/89 → 09/92
19 I 1.9 D	F8Q706, C3J710	01/88 → 12/92
19 I 1.9 DT	F8Q610	09/90 → 04/92
19 I 1.9 TD	F8Q740	09/90 → 04/92
19 II 1.2	E7F730	05/92 → 09/94
19 II 1.4	C3J710, F2N720	01/92 → 12/95
19 II 1.7	F2N720, F3P682	09/90 → 12/95
19 II 1.8	F3P682, F7P704	04/92 → 06/96
19 II 1.8 16V	F7P704, F8Q706	04/92 → 06/96
19 II 1.9 D	F8Q706, C1E700	03/92 → 12/95
19 II 1.9 dT	F8Q740	03/92 → 12/95
19 II 1.9 TD	F8Q610	09/94 → 12/95
CLIO I 1.1	C1E700, C3G720	01/91 → 09/98
CLIO I 1.2	C3G720, E6J712	05/90 → 09/98
CLIO I 1.4	E6J712, F3P710	01/90 → 09/98
CLIO I 1.7	F2N770	01/91 → 12/93
CLIO I 1.8	F3P710, F7P720	08/90 → 09/98
CLIO I 1.8 16V	F7P720, F3P712	01/91 → 03/96
CLIO I 1.8 Rsi	F3P712, F8Q676	01/93 → 09/98
CLIO I 1.9 D	F8Q676, J8S610	01/91 → 09/98
CLIO I 1.9 RND	F8Q678	04/96 → 02/98
CLIO I Williams	F7R700	01/94 → 09/98
ESPACE II 2.0	J7R768	01/91 → 10/96
ESPACE II 2.1 RTDT Quadra	J8S772	01/91 → 05/92
ESPACE II 2.1 TD	J8S610, J7T772	01/91 → 10/96
ESPACE II 2.2	J7T772, J7T772	01/91 → 10/96
ESPACE II 2.2 4x4	J7T772, Z7W712	03/91 → 12/96
ESPACE II 2.8 V6	Z7W712, F3R728	01/91 → 10/96
ESPACE III 2.0	F3R728, F4R700	09/01 → 10/02

RENAULT

ESPACE III 2.0 16V	F4R700, G8T714	10/98 → 10/02
ESPACE III 2.2 12V TD	G8T714, G8T714	11/96 → 10/00
ESPACE III 2.2 D	G8T714, G9T642	11/97 → 01/00
ESPACE III 2.2 dCi	G9T642, C3G710	07/00 → 10/02
EXPRESS 1.2	C3G710, F8Q640	07/95 → 10/99
EXPRESS 1.9	F8Q640, F8Q640	07/95 → 11/98
EXPRESS 1.9 D	F8Q640, F8Q640	07/95 → 10/99
EXTRA 1.9	F8Q684, K4M720	09/94 → 03/98
LAGUNA I 1.6 16V	K4M720, F3P670	11/97 → 03/01
LAGUNA I 1.8	F3P670, F9Q710	11/93 → 03/01
LAGUNA I 1.8 16V	F4P760	04/98 → 03/01
LAGUNA I 1.9 dCi	F9Q718	09/99 → 03/01
LAGUNA I 1.9 dTi	F9Q710, --	10/97 → 03/01
LAGUNA I 2.0	--, G8T706	11/93 → 03/01
LAGUNA I 2.2 D	G8T706, Z7X760	11/93 → 03/01
LAGUNA I 2.2 dT	G8T760	03/96 → 03/01
LAGUNA I 2.0	Z7X760, L7X700	11/93 → 03/01
LAGUNA I 3.0 24V	L7X700, K4M711	03/97 → 03/01
LAGUNA II 1.6 16V	K4M711, F4P770	03/01 →
LAGUNA II 1.6 LPG	K4M714	03/01 → 05/05
LAGUNA II 1.8 16V	F4P770, F9Q650	03/01 →
LAGUNA II 1.9 dCi	F9Q650, F4R786	03/01 →
LAGUNA II 2.0 16V	F4R713	09/02 → 05/05
LAGUNA II 2.0 16V Turbo	F4R786, G9T600	01/03 → 08/05
LAGUNA II 2.2 dCi	G9T600, C1C706	03/01 →
RAPID 1.0	C1C706, C1E750	09/85 → 05/92
RAPID 1.1	C1E750, C1G726	07/85 → 10/97
RAPID 1.2	C1G726, C1J768	09/91 → 03/98
RAPID 1.4	C1J768, C3J700	07/85 → 03/98
RAPID 1.4 Cat	C3J700, F8M720	08/88 → 03/98
RAPID 1.4 RN	E6J734	09/91 → 08/93
RAPID 1.6 D	F8M720, F8Q684	03/86 → 08/98
RAPID 1.9	F8Q684, F8Q640	07/95 → 03/98
RAPID 1.9 D	F8Q640, J7R732	09/91 → 03/98
RAPID Electric	2BD700	01/94 → 11/98
SAFRANE I 2.0	J7R732, J7R734	08/92 → 09/96
SAFRANE I 2.0 12V	J7R734, J7T760	04/92 → 07/96
SAFRANE I 2.1 dT	J8S760	11/93 → 07/96
SAFRANE I 2.5	J7T760, Z7X721	04/92 → 07/96
SAFRANE I 2.5 dT	S8U763	12/92 → 07/96
SAFRANE I 3.0	Z7X723	02/93 → 06/96
SAFRANE I 3.0 Biturbo 4x4	Z7X726	02/93 → 07/96
SAFRANE I 3.0 V6	Z7X721, Z7X721	12/92 → 07/96
SAFRANE I 3.0 V6 4x4	Z7X721, F7R712	12/92 → 07/96
SAFRANE II 3.0 V6	Z7X755	10/96 → 12/00
SPORT SPIDER 2.0	F7R710	12/95 → 08/96
SPORT SPIDER 2.0 16V	F7R712, F8Q600	03/95 → 10/99
TRAFIC I 1.4	C1J700	03/80 → 06/91
TRAFIC I 1.7	F1N720	05/89 → 08/94
TRAFIC I 1.9 D	F8Q600, 8S2720	06/97 → 05/01
TRAFIC I 2.0	J5R716	05/89 → 08/90
TRAFIC I 2.0 RWD	J5R726	05/89 → 10/97
TRAFIC I 2.1 D	8S2720, 8S2720	03/80 → 04/98
TRAFIC I 2.1 D RWD	8S2720, J7T600	05/89 → 10/97
TRAFIC I 2.2	J7T600, J7T600	05/89 → 04/98
TRAFIC I 2.2 4x4	J7T600, S8U750	05/89 → 04/98
TRAFIC I 2.5 D	S8U750, S8U750	03/89 → 04/98
TRAFIC I 2.5 D 4x4	S8U750, C3G700	03/89 → 05/01
TWINGO I 1.0	D7D740	01/00 →
TWINGO I 1.0 16V	D4D712	01/01 →
TWINGO I 1.2	C3G700, D4F702	03/93 →
TWINGO I 1.2 16V	D4F702, F8Q600	01/01 → 06/07

VAUXHALL

ARENA 1.9 D	F8Q600, S8U758	03/98 → 08/01
ARENA 2.5 D	S8U758, B4164S	03/98 → 08/01

VOLVO

S40 I 1.6	B4164S, B4184S	09/95 → 08/99
S40 I 1.8	B4184S, B4184Sj	06/01 → 08/99
S40 I 1.8 i	B4184Sj, D4192T2	06/01 → 12/03
S40 I 1.8 LPG	B4184Sj	03/99 → 12/04
S40 I 1.9 DI	D4192T2, B4194T	07/00 → 12/03
S40 I 1.9 T4	B4194T, B4204S	05/97 → 07/00
S40 I 1.9 TD	D4192T	07/95 → 08/99
S40 I 2.0	B4204S, B4204T	07/95 → 08/99
S40 I 2.0 T	B4204T, B4164S	07/00 → 12/03
S40 I 2.0 T4	B4204T5	07/00 → 12/03
V40 I 1.6	B4164S, B4184S	12/95 → 08/99
V40 I 1.8	B4184S, B4184Sj	07/95 → 08/99
V40 I 1.8 Bi-Fuel	B4184Sj	11/99 → 08/03
V40 I 1.8 i	B4184Sj, D4192T2	06/01 → 06/04
V40 I 1.9 DI	D4192T2, B4194T	07/00 → 06/04
V40 I 1.9 T4	B4194T, B4204S	05/97 → 07/00
V40 I 1.9 TD	D4192T	07/95 → 08/99
V40 I 2.0	B4204S, B4204T	07/95 → 08/99
V40 I 2.0 T	B4204T, 156A2.000	06/01 → 06/04
V40 I 2.0 T4	B4204T5	07/00 → 06/04

7.1076



3

BRAKE/CLUTCH PEDAL SWITCHES

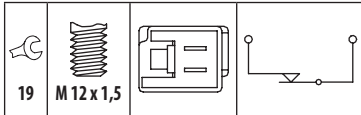
Adatt./Suitable:

FIAT

7628231

LANCIA

7628231



LANCIA		
Y10 1.0 Fire	156A2.100	06/85 ⇒ 06/91
Y10 1.0 Fire Catalytic-Conv	156A2.246	10/87 ⇒ 02/92
Y10 1.0 Fire Trazione integrale	156A2.000, 146A5.046	12/86 ⇒ 02/92
Y10 1.1 Fire	176B2.000	01/95 ⇒ 12/95
Y10 1.1 Fire Trazione integrale	176B2.000	01/95 ⇒ 12/95
Y10 1.1 i.e Fire	156C.000	08/89 ⇒ 06/92
Y10 1.1 i.e Fire Trazione integrale	156C.000	08/89 ⇒ 06/92
Y10 1.1 i.e. Fire	156C.046	07/89 ⇒ 09/95
Y10 1.1 i.e. Fire Trazione integrale	156C.046	09/92 ⇒ 12/95
Y10 1.3 i.e.	146A5.046, 154C6.000	11/87 ⇒ 12/95

7.1077



3

BRAKE/CLUTCH PEDAL SWITCHES

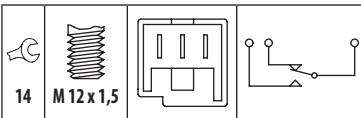
Adatt./Suitable:

FIAT

82444707

LANCIA

82444707



FIAT		
CROMA I 1900 Turbo D i.d.	154C6.000, 154A1.000	08/87 ⇒ 12/96
CROMA I 2000 16V	154E1.000	08/92 ⇒ 08/96
CROMA I 2000 CHT	154A1.000, 154C3.000	01/91 ⇒ 09/92
CROMA I 2000 i.e.	154C3.000, 154C4.000	03/87 ⇒ 12/96
CROMA I 2000 i.e. 16V	154E1.027	03/95 ⇒ 12/96
CROMA I 2000 i.e. Turbo	154C4.000, 8144.97	11/86 ⇒ 08/96
CROMA I 2500 TD	8144.97, 834C1.000	05/89 ⇒ 08/96
CROMA I 2500 TDE	8144.975	12/91 ⇒ 08/96
CROMA I 2500 V6	834G.000	06/93 ⇒ 08/96

LANCIA		
THEMA 2000 16V	834F1.000	05/92 ⇒ 07/94
THEMA 2000 16V Turbo	834C1.000, 834B2.000	12/88 ⇒ 07/94
THEMA 2000 i.e	834B1.000	09/88 ⇒ 05/92
THEMA 2000 i.e.	834B.146	09/87 ⇒ 05/92
THEMA 2000 i.e. 16V	834B2.000, 834C1.000	05/88 ⇒ 08/92
THEMA 2000 i.e. 16V Turbo	834C1.000, 8144.975	12/88 ⇒ 03/93
THEMA 2000 i.e. Turbo	834C.146	07/86 ⇒ 05/90
THEMA 2000 Turbo	834C.146	12/88 ⇒ 03/92
THEMA 2000 Turbo 16V	834F2.000	11/92 ⇒ 07/94
THEMA 2500 Turbo DS	8144.975, 834E.000	05/88 ⇒ 07/94

LANCIA		
THEMA 2850 V6 i.e.	834E.000, F105L	11/84 ⇒ 05/92
THEMA 3000 V6	834F.000	08/92 ⇒ 07/94
THEMA 8.32	F105L, 146A000	09/87 ⇒ 05/92

7.1080



3

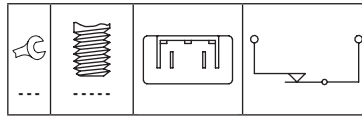

BRAKE/CLUTCH PEDAL SWITCHES

Adatt./Suitable:

SEAT

0003954674

SE 023952.510B



SEAT		
IBIZA I 0.9	146A000, 022A.5000	08/86 ⇒ 05/93
IBIZA I 1.2	021A1000	11/84 ⇒ 12/93
IBIZA I 1.2 i	021C.1000	01/89 ⇒ 05/93
IBIZA I 1.5 i	021B.2000	10/86 ⇒ 05/93
MALAGA 1.2	021A1000	05/85 ⇒ 12/93
MALAGA 1.5	021A2000	05/85 ⇒ 12/93
MALAGA 1.5 i	021B.2000	01/87 ⇒ 12/93
MALAGA 1.7 D	022A.5000, M40B18(184E1)	05/85 ⇒ 12/93

7.1081



3

BRAKE/CLUTCH PEDAL SWITCHES

Adatt./Suitable:

BMW

61 31 1 382 385

61 31 8 360 417

GENERAL MOTORS

90 458 542

90 563 455

LAND ROVER

AMR2010

PRC9915

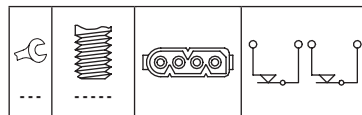
OPEL

12 40 598

12 40 683

1069 with automatic adjustment

- con regolazione automatica
- avec réglage automatique
- mit automatischer Nachstellung
- con reajuste automático



BMW		
3 II 324 d	M21D24(246DA)	09/85 ⇒ 08/91
3 II 324 td	M21D24(246TB)	09/87 ⇒ 06/93
3 III 316 i	M43B16(164E2)	07/93 ⇒ 08/00
3 III 318 i	M40B18(184E1), M50B20(206S1)	12/90 ⇒ 10/99
3 III 318 tds	M41D17(174T1)	03/94 ⇒ 05/01
3 III 318 ti	M42B18(184S1)	11/94 ⇒ 08/95
3 III 320 i	M50B20(206S1), M50B25(256S1)	09/90 ⇒ 10/99
3 III 323 i	M52B25(256S3)	03/95 ⇒ 10/99
3 III 323 i 2.5	M52B25(256S3)	03/95 ⇒ 02/98

BMW		
3 III 325 i	M50B25(256S1), S50B30(306S1)	09/90 ⇒ 04/99
3 III 325 tds	M51D25(256T1)	05/93 ⇒ 02/98
3 III 328 i	M52B28(286S1)	08/94 ⇒ 12/99
3 III M3 3.0	S50B30(306S1), M20B20(206KA)	10/92 ⇒ 10/95
3 III M3 3.2	S50B32(326S1)	09/95 ⇒ 04/99
5 III 518 i	M40B18(184E1)	08/89 ⇒ 09/95
5 III 520 i	M20B20(206KA), M50B20(206S1)	01/88 ⇒ 01/97
5 III 520 i 24V	M50B20(206S1), M20B25(256K1)	09/89 ⇒ 09/95
5 III 524 td	M21D24(246TB)	03/88 ⇒ 09/95
5 III 525 i	M20B25(256K1), M50B25(256S1)	01/88 ⇒ 01/97
5 III 525 i 24V	M50B25(256S2)	09/89 ⇒ 12/95
5 III 525 ix	M50B25(256S1)	02/92 ⇒ 01/97
5 III 525 ix 24V	M50B25(256S1), S38B36(366S1)	10/91 ⇒ 09/95
5 III 525 td	M51D25(256T1)	03/93 ⇒ 01/97
5 III 525 tds	M51D25(256T1)	09/91 ⇒ 01/97
5 III 530 i	M30B30(306KA)	01/88 ⇒ 08/91
5 III 530 i V8	M60B30(308S1)	09/92 ⇒ 01/97
5 III 535 i	M30B34(346KB)	01/88 ⇒ 09/95
5 III 540 i	M60B40(408S1)	09/93 ⇒ 01/97
5 III 540 i V8	M60B40(408S1)	09/92 ⇒ 09/95
5 III M5	S38B36(366S1), M30B30(306EA)	10/88 ⇒ 01/97
5 III M5 Cat	S38B36(366S1)	10/88 ⇒ 05/92
7 II 730 i,iL	M30B30(306EA), M30B34(346KB)	12/86 ⇒ 09/94
7 II 730 i,iL V8	M60B30(308S1)	04/92 ⇒ 09/94
7 II 735 i,iL	M30B34(346KB), S50B326S1	09/86 ⇒ 09/92
7 II 740 i,iL V8	M60B40(408S1)	04/92 ⇒ 09/94
7 II 750 i,iL V12	M70B50(5012A)	09/87 ⇒ 09/94
8 850 CSI	S70B56(56121)	11/92 ⇒ 12/96
8 850 i,Ci	M70B50(5012A)	04/90 ⇒ 10/94
Z SERIES 3.2	S50B326S1, M43B18(184E2)	04/97 ⇒ 06/01
Z3 1.8 i	M43B18(184E2), M43B19(194E1)	10/95 ⇒ 10/98
Z3 1.9 i	M43B19(194E1), M52B20(206S4)	10/95 ⇒ 03/99
Z3 2.0 i	M52B20(206S4), M54B22(226S1)	04/99 ⇒ 01/03
Z3 2.2 i	M54B22(226S1), M52B28(286S1)	08/00 ⇒ 01/03
Z3 2.8 i	M52B28(286S1), M54B30(306S3)	01/96 ⇒ 07/00
Z3 3.0 i	M54B30(306S3), S50B32(326S1)	06/00 ⇒ 06/03
Z3 M	S50B32(326S1), S50B32(326S1)	06/01 ⇒ 06/03
Z3 M 3.2	S50B32(326S1), 35D	06/01 ⇒ 01/03

LAND ROVER		
DISCOVERY I 2.0 16V 4x4	20T4H	06/89 ⇒ 10/98
DISCOVERY I 2.5 TDI 4x4	--	08/96 ⇒ 10/98
DISCOVERY I 3.5 4x4	22D	06/89 ⇒ 06/94
DISCOVERY I 4.0 4x4	35D, 14L	09/93 ⇒ 10/98
RANGE ROVER I 2.5 TD 4x4	14L, 24D	10/89 ⇒ 04/94
RANGE ROVER I 2.5 TDI 4x4	14L	09/91 ⇒ 04/94
RANGE ROVER I 3.5 Vogue 4x4	24D, 37D	10/85 ⇒ 09/90
RANGE ROVER I 3.9 4x4	35D	11/88 ⇒ 12/92
RANGE ROVER I 3.9 Cat 4x4	37D, 35D	11/88 ⇒ 07/94
RANGE ROVER I 3.9 Vogue SEI 4x4	35D, 25DT	11/88 ⇒ 07/94
RANGE ROVER I 4.3 Vogue LSE 4x4	40D	09/92 ⇒ 07/94
OPEL		
OMEGA B 2.5 TD	25DT, 25DT	04/94 ⇒ 07/03
VAUXHALL		
OMEGA B 2.5 TD	25DT, 14NV	04/94 ⇒ 07/01

7.1082



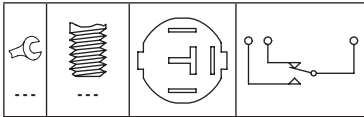
3

BRAKE/CLUTCH PEDAL SWITCHES

Adatt./Suitable:

GENERAL MOTORS
90 355 907**HOLDEN**
90355907**OPEL**
12 40 594
12 40 595

- 1069 with automatic adjustment**
- con regolazione automatica
 - avec réglage automatique
 - mit automatischer Nachstellung
 - con reajuste automático

**HOLDEN**

CALIBRA_YE 2.0i 16V Turbo	C20LET	06/94 ⇒ 10/97
---------------------------	--------	---------------

OPEL

ASTRA F 1.4	14NV, 16LZ2	09/91 ⇒ 09/98
ASTRA F 1.4i	C14NZ	09/91 ⇒ 01/05
ASTRA F 1.4i 16V	X14XE	01/96 ⇒ 03/01
ASTRA F 1.4 Si	C14SE	03/92 ⇒ 03/01
ASTRA F 1.6	16LZ2, C16NZ	09/94 ⇒ 09/98
ASTRA F 1.6i	C16NZ, --	09/91 ⇒ 01/05
ASTRA F 1.6i 16V	X16XEL	08/94 ⇒ 01/05
ASTRA F 1.6 Si	C16SE	03/92 ⇒ 12/94
ASTRA F 1.7 D	--, 17DT(TC4EE1)	12/91 ⇒ 01/99
ASTRA F 1.7 TD	X17DTL	08/94 ⇒ 08/00
ASTRA F 1.7 TDS	17DT(TC4EE1), 18SE	12/91 ⇒ 09/98
ASTRA F 1.8i	C18NZ	09/91 ⇒ 09/98
ASTRA F 1.8i 16V	18SE, C20XE	06/93 ⇒ 03/01
ASTRA F 2.0 GSI 16V	C20XE	09/91 ⇒ 01/98
ASTRA F 2.0 i	C20NE	09/91 ⇒ 09/98
ASTRA F 2.0i 16V	C20XE, C20XE	03/93 ⇒ 08/00
CALIBRA A 2.0 i	C20NE	08/89 ⇒ 12/96
CALIBRA A 2.0 i 16V	C20XE, C20XE	06/90 ⇒ 07/97
CALIBRA A 2.0 i 16V 4x4	C20XE, 16SV	06/90 ⇒ 07/97
CALIBRA A 2.0 i 4x4	C20NE	06/90 ⇒ 07/97
CALIBRA A 2.0 i Turbo 4x4	C20LET	08/91 ⇒ 07/97
CALIBRA A 2.5 i V6	C25XE	04/93 ⇒ 07/97
VECTRA A 1.4 S	14NV	04/88 ⇒ 06/92
VECTRA A 1.6	16SV, C16NZ	09/88 ⇒ 07/93
VECTRA A 1.6 i	C16NZ, C16NZ	09/88 ⇒ 11/95
VECTRA A 1.6 i Cat	C16NZ, 17D	09/88 ⇒ 11/95
VECTRA A 1.6 S	16SV	09/88 ⇒ 05/93
VECTRA A 1.7 D	17D, 18SV	09/88 ⇒ 11/95
VECTRA A 1.7 TD	17DT(TC4EE1)	03/90 ⇒ 11/95
VECTRA A 1.8 i	18SV	09/88 ⇒ 10/90
VECTRA A 1.8 i Cat	C18NZ	03/90 ⇒ 11/95
VECTRA A 1.8 S	18SV, 20NE	09/88 ⇒ 10/90
VECTRA A 1.8 S 4x4	E18NVR	01/89 ⇒ 07/89
VECTRA A 2.0 i	20NE, 20XEJ	09/88 ⇒ 09/92
VECTRA A 2.0 i 16V	20XEJ, 20NE	02/89 ⇒ 08/95
VECTRA A 2.0 i 16V 4x4	C20XE	08/89 ⇒ 11/95
VECTRA A 2.0 i 16V Cat	C20XE	02/90 ⇒ 11/95
VECTRA A 2.0 i 4x4	20NE, C14NZ	01/89 ⇒ 07/92
VECTRA A 2.0 i Cat	C20NE	09/88 ⇒ 11/95
VECTRA A 2.0 i Cat 4x4	C20NE	01/89 ⇒ 11/95
VECTRA A 2.0 i GT	20SEH	09/88 ⇒ 11/95
VECTRA A 2.0 i Turbo 4x4	C20LET	06/94 ⇒ 11/95
VECTRA A 2.5 CD 4x4	C25XE	08/92 ⇒ 08/95
VECTRA A 2.5 V6	C25XE	02/93 ⇒ 11/95
VECTRA A 2000 16V 4x4	20XEJ	01/89 ⇒ 10/90
VECTRA A 2000/GT 16V	20XEJ	01/89 ⇒ 06/94
VECTRA A 2000/GT 16V Cat	C20XE	02/90 ⇒ 11/95
VECTRA A 2000/GT 16V Cat 4x4	C20XE	02/90 ⇒ 11/95

VAUXHALL

ASTRA III 1.4	14NV	09/91 ⇒ 09/93
ASTRA III 1.4 i	C14NZ, C16NZ	03/91 ⇒ 09/98
ASTRA III 1.4 i 16V	X14XE	01/96 ⇒ 03/01
ASTRA III 1.4 S	14NV	09/91 ⇒ 02/98
ASTRA III 1.6	C16SE	03/94 ⇒ 08/95
ASTRA III 1.6 i	C16NZ, 17D	09/91 ⇒ 12/98
ASTRA III 1.6 i 16V	X16XEL	01/94 ⇒ 09/98
ASTRA III 1.6 Si	C16SE	03/91 ⇒ 12/94
ASTRA III 1.7 D	17D, 17DT(TC4EE1)	03/91 ⇒ 09/98
ASTRA III 1.7 TD	17DT(TC4EE1), C18XEL	12/91 ⇒ 09/98

VAUXHALL

ASTRA III 1.8	C18XE	09/94 ⇒ 08/96
ASTRA III 1.8 16V	C18XEL, 18SE	11/94 ⇒ 03/01
ASTRA III 1.8 i	C18NZ	09/91 ⇒ 09/98
ASTRA III 1.8 i 16V	18SE, C20XE	06/93 ⇒ 02/98
ASTRA III 2.0 i	C20NE	09/91 ⇒ 09/98
ASTRA III 2.0 i 16V	C20XE, C16NZ	09/91 ⇒ 09/98
ASTRAVAN I 1.4 i	C14NZ	01/91 ⇒ 10/94
ASTRAVAN I 1.6 i	C16NZ, C20XE	01/91 ⇒ 08/98
ASTRAVAN I 1.7 D	17DR	01/91 ⇒ 08/94
ASTRAVAN I 1.7 TD	X17DTL	01/94 ⇒ 08/98
CALIBRA 2.0 i	C20NE	06/90 ⇒ 07/97
CALIBRA 2.0 i 16V	C20XE, C20XE	06/90 ⇒ 07/97
CALIBRA 2.0 i 16V 4x4	C20XE, C25XE	06/90 ⇒ 07/97
CALIBRA 2.0 i 4x4	C20NE	06/90 ⇒ 07/97
CALIBRA 2.0 i Turbo 4x4	C20LET	03/92 ⇒ 07/97
CALIBRA 2.5 i V6	C25XE, C16XE	04/93 ⇒ 07/97

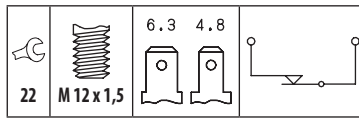
7.1083



1

BRAKE/CLUTCH PEDAL SWITCHES

Adatt./Suitable:

GENERAL MOTORS
90 059 581
90 059 582**HOLDEN**
90059582**OPEL**
12 40 589
90059582**VAUXHALL**
90059582**HOLDEN**

BARINA 1.4 i	C14NZ	04/94 ⇒ 07/97
BARINA 1.6	X16XE	05/97 ⇒ 08/00
BARINA_SB 1.2i	C12NZ	04/94 ⇒ 07/97
BARINA_SB 1.6i	C16XE, 3.8V6EFI	04/94 ⇒ 09/98
CALAIS 3.0 Executive	--	10/88 ⇒ 09/90
CALAIS 5.0	--	10/88 ⇒ 09/91
CALAIS_VL 2.0i	2.0PFI	01/86 ⇒ 07/88
CALAIS_VL 3.0i Turbo	3.0EFITURBO	01/86 ⇒ 07/88
CALAIS_VN 3.8i	3.8V6EFI, 3.8V6EFI	08/88 ⇒ 09/91
CALAIS_VN 5.0i	5.0V8EFI	08/88 ⇒ 09/91
CALAIS_VP 3.8i Sedan	3.8V6EFI	10/91 ⇒ 07/93
CALAIS_VP 5.0i Sedan	5.0V8EFI	10/91 ⇒ 07/93
CALAIS_VR 3.8i Sedan	3.8PFI V6	07/93 ⇒ 04/95
CALAIS_VR 5.0i Sedan	5.0PFI V8	07/93 ⇒ 04/95
CALAIS_VS 3.8i Sedan	3.8V6PFI	04/95 ⇒ 05/96
CALAIS_VS 3.8i Turbo Sedan	3.8TurboV6PFI	04/95 ⇒ 05/96
CALAIS_VS 5.0i Sedan	5.0V8PFI	04/95 ⇒ 05/96
CALAIS_VS-II 3.8i Sedan	3.8V6PFI	06/96 ⇒ 08/97
CALAIS_VS-II 3.8i Turbo Sedan	3.8TurboV6PFI	06/96 ⇒ 08/97
CALAIS_VS-II 5.0i Sedan	5.0V8PFI	06/96 ⇒ 08/97
CAPRICE_VR 3.8i Sedan	3.8PFI V6	12/93 ⇒ 04/95
CAPRICE_VR 5.0i Sedan	5.0PFI V8	12/93 ⇒ 04/95
CAPRICE_VS 3.8i Sedan	3.8V6PFI	03/95 ⇒ 08/96
CAPRICE_VS 3.8i Turbo Sedan	3.8TurboV6PFI	03/95 ⇒ 08/96
CAPRICE_VS 5.0i Sedan	5.0V8PFI	03/95 ⇒ 08/96
CAPRICE_VS-II 3.8i Sedan	3.8V6PFI	09/96 ⇒ 08/97
CAPRICE_VS-II 3.8i Turbo Sedan	3.8TurboV6PFI	09/96 ⇒ 08/97
CAPRICE_VS-II 5.0i Sedan	5.0V8PFI	09/96 ⇒ 08/97
COMBO 1.4 i	C14NZ	03/96 ⇒ 07/97
COMBO_SB 1.4i	C14NZ	04/94 ⇒ 07/97
COMMODORE 3.0 EFi	RB30E	03/86 ⇒ 09/88
COMMODORE 3.0 EFi Turbo	RB30ET	01/86 ⇒ 08/88
COMMODORE 3.8 i V6	LN3	08/93 ⇒ 04/95
COMMODORE VR 5.0i	5.0PFI V8	07/93 ⇒ 04/95
COMMODORE VR 5.0i Wagon	5.0PFI V8	07/93 ⇒ 04/95
COMMODORE VS 3.8i	3.8V6PFI	04/95 ⇒ 05/96
COMMODORE VS 3.8i Turbo	3.8TurboV6PFI	04/95 ⇒ 05/96

HOLDEN

COMMODORE VS 3.8i Turbo Wagon	3.8TurboV6PFI	04/95 ⇒ 05/96
COMMODORE VS 3.8i Wagon	3.8V6PFI	04/95 ⇒ 05/96
COMMODORE VS 5.0i	5.0V8PFI	04/95 ⇒ 05/96
COMMODORE VS-II 3.8i	3.8V6PFI	06/96 ⇒ 08/97
COMMODORE VS-II 3.8i Turbo Wagon	3.8TurboV6PFI	06/96 ⇒ 08/97
COMMODORE VS-II 3.8i Turbo Wagon	3.8TurboV6PFI	06/96 ⇒ 08/97
COMMODORE VS-II 5.0i	5.0V8PFI	06/96 ⇒ 08/97
COMMODORE_VL 2.0i	2.0PFI	01/86 ⇒ 07/88
COMMODORE_VL 2.0i Wagon	2.0PFI	01/86 ⇒ 07/88
COMMODORE_VL 5.0i	5.0V8EFI	07/86 ⇒ 07/88
COMMODORE_VL 5.0i Group A SS	5.0V8EFI	02/87 ⇒ 07/88
COMMODORE_VL 5.0i Wagon	5.0V8EFI	07/86 ⇒ 07/88
COMMODORE_VN 3.8i	3.8V6EFI, 3.8V6EFI	08/88 ⇒ 09/91
COMMODORE_VN 5.0i	5.0V8EFI	08/88 ⇒ 09/91
COMMODORE_VN 5.0i Group A SS	5.0V8EFI	08/88 ⇒ 09/91
COMMODORE_VP 3.8i	3.8V6EFI	10/91 ⇒ 07/93
COMMODORE_VP 5.0i	5.0V8EFI	10/91 ⇒ 07/93
FORMULA_VR 3.8i	3.8PFI V6	07/93 ⇒ 04/95
FORMULA_VR 5.0i	5.0PFI V8	07/93 ⇒ 04/95
FORMULA_VS 3.8i	3.8V6PFI	04/95 ⇒ 08/97
STATESMAN_VR 3.8i	3.8PFI V6	12/93 ⇒ 04/95
STATESMAN_VR 5.0i	5.0PFI V8	12/93 ⇒ 04/95
STATESMAN_VS 3.8i	3.8V6PFI	03/95 ⇒ 08/96
STATESMAN_VS 3.8i Turbo	3.8TurboV6PFI	03/95 ⇒ 08/96
STATESMAN_VS 5.0i	5.0V8PFI	03/95 ⇒ 08/96
STATESMAN_VS-II 3.8i	3.8V6PFI	09/96 ⇒ 08/97
STATESMAN_VS-II 3.8i Turbo	3.8TurboV6PFI	09/96 ⇒ 08/97
STATESMAN_VS-II 5.0i	5.0V8PFI	09/96 ⇒ 08/97
UTILITY_VG 3.8i	3.8V6EFI, 18SEH	08/88 ⇒ 09/91
UTILITY_VG 5.0i	5.0V8EFI	08/88 ⇒ 09/91
UTILITY_VP 3.8i	3.8V6EFI	10/91 ⇒ 07/93
UTILITY_VP 5.0i	5.0V8EFI	10/91 ⇒ 07/93
UTILITY_VR COUPÉ 3.8i	3.8PFI V6	07/93 ⇒ 04/95
UTILITY_VR COUPÉ 5.0i	5.0PFI V8	07/93 ⇒ 04/95
UTILITY_VS 3.8i	3.8V6PFI	04/95 ⇒ 05/96
UTILITY_VS 3.8i Turbo	3.8TurboV6PFI	04/95 ⇒ 05/96
UTILITY_VS-II 3.8i	3.8V6PFI	06/96 ⇒ 08/97
UTILITY_VS-II 3.8i Turbo	3.8TurboV6PFI	06/96 ⇒ 08/97

OPEL

OMEGA A 1.8	18SEH, 20SE	09/86 ⇒ 03/94
OMEGA A 1.8 N	18NV	09/86 ⇒ 08/87
OMEGA A 1.8 S	18SV	09/86 ⇒ 03/94
OMEGA A 2.0	20SE, 30NE	09/86 ⇒ 04/94
OMEGA A 2.0 i	C20NE	09/86 ⇒ 04/94
OMEGA A 2.3 D	23YD	09/86 ⇒ 03/94
OMEGA A 2.3 TD Interc.	23DTR	08/88 ⇒ 03/94
OMEGA A 2.4 i	C24NE	09/88 ⇒ 03/94
OMEGA A 2.6 i	C26NE	09/90 ⇒ 03/94
OMEGA A 3.0	30NE, 30NE	03/87 ⇒ 03/94
OMEGA A 3.0 24V	C30SE	09/89 ⇒ 03/94
OMEGA A 3.0 24V Omega 3000	C30SE	09/88 ⇒ 04/94
OMEGA A 3.0 Cat	C30NE	03/87 ⇒ 03/94
OMEGA A 3.6 24V Lotus	C36GET	08/90 ⇒ 09/92
OMEGA B 2.0	20SE	03/94 ⇒ 12/00
SENATOR B 2.5 i	25NE	09/90 ⇒ 09/93
SENATOR B 2.6 i	C26NE	09/90 ⇒ 09/93
SENATOR B 3.0	30NE, X14XE	09/87 ⇒ 09/93
SENATOR B 3.0 24V	C30SE	09/89 ⇒ 09/93
SENATOR B 3.0 i Cat	C30NE	01/88 ⇒ 09/93
TIGRA A 1.4 16V	X14XE, C16SEL	07/94 ⇒ 12/00
TIGRA A 1.6 16V	C16SEL, 18SEH	07/94 ⇒ 08/98

VAUXHALL

OMEGA B 2.0	20SE	09/95 ⇒ 09/96
TIGRA A 1.4 16V	X14XE	07/94 ⇒ 12/00
TIGRA A 1.6 16V	X16XE	07/94 ⇒ 12/00

7.1086



1

BRAKE/CLUTCH PEDAL SWITCHES

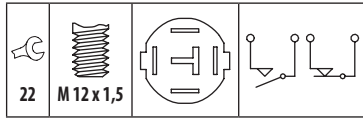
Adatt./Suitable:

GENERAL MOTORS
 90 337 607

OPEL
 12 40 593

Supplied until depletion

- Fornibile fino ad esaurimento delle scorte
- Fourni jusqu'à épuisement du stock
- Lieferbar solange vorrat reicht
- Suministrado hasta el stock termina


OPEL

OMEGA A 1.8	18SEH, 20SE	09/86 ⇒ 03/94
OMEGA A 1.8 N	18NV	09/86 ⇒ 08/87
OMEGA A 1.8 S	18SV	09/86 ⇒ 03/94
OMEGA A 2.0	20SE, 30NE	09/86 ⇒ 04/94
OMEGA A 2.0 i	C20NE	09/86 ⇒ 04/94
OMEGA A 2.3 D	23YD	09/86 ⇒ 03/94
OMEGA A 2.3 TD Interc.	23DTR	08/88 ⇒ 03/94
OMEGA A 2.4 i	C24NE	09/88 ⇒ 03/94
OMEGA A 2.6 i	C26NE	09/90 ⇒ 03/94
OMEGA A 3.0	30NE, 30NE	03/87 ⇒ 03/94
OMEGA A 3.0 24V	C30SE	09/89 ⇒ 03/94
OMEGA A 3.0 24V Omega 3000	C30SE	09/88 ⇒ 04/94
OMEGA A 3.0 Cat	C30NE	03/87 ⇒ 03/94
OMEGA A 3.6 24V Lotus	C36GET	08/90 ⇒ 09/92
OMEGA B 2.0	20SE	03/94 ⇒ 12/00
SENATOR B 2.5 i	25NE	09/90 ⇒ 09/93
SENATOR B 2.6 i	C26NE	09/90 ⇒ 09/93
SENATOR B 3.0	30NE, DS	09/87 ⇒ 09/93
SENATOR B 3.0 24V	C30SE	09/89 ⇒ 09/93
SENATOR B 3.0 i Cat	C30NE	01/88 ⇒ 09/93

VAUXHALL

OMEGA B 2.0	20SE	09/95 ⇒ 09/96
-------------	------	---------------

7.1087

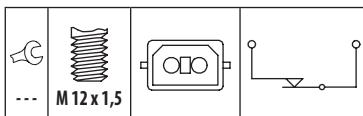


3

BRAKE/CLUTCH PEDAL SWITCHES

Adatt./Suitable:

AUDI
 443 945 515

VW
 443 945 515

AUDI

80 II 1.3	EP	09/78 ⇒ 07/86
80 II 1.6	DT, DS	08/78 ⇒ 03/87
80 II 1.6 D	JK	08/80 ⇒ 08/86
80 II 1.6 TD	CY	08/81 ⇒ 05/86
80 II 1.8	DS, JN	01/83 ⇒ 08/86
80 II 1.8 CC quattro	JN, DZ	08/84 ⇒ 08/86
80 II 1.8 GTE	DZ, HP	06/84 ⇒ 03/87
80 II 2.0	HP, ABB	10/83 ⇒ 09/84
80 II 2.0 quattro	JS	10/83 ⇒ 09/84
80 III 1.4	SE	08/86 ⇒ 07/88
80 III 1.6	ABB, RA	09/86 ⇒ 10/91

80 III 1.6 D	JK	02/87 ⇒ 07/89
80 III 1.6 TD	RA, RU	09/86 ⇒ 08/91
80 III 1.8	RU, JN	09/86 ⇒ 01/90
80 III 1.8 E	DZ	06/86 ⇒ 08/91
80 III 1.8 E quattro	DZ	09/86 ⇒ 08/91
80 III 1.8 quattro	SD	09/86 ⇒ 08/90
80 III 1.8 S	JN, JN	08/86 ⇒ 10/91
80 III 1.8 S quattro	JN, ABB	09/86 ⇒ 09/91
80 III 1.9 D	1Y	08/89 ⇒ 08/91
80 III 2.0	AAD	10/90 ⇒ 08/91
80 III 2.0 E	3A	08/88 ⇒ 10/90
80 III 2.0 E 16V	6A	03/90 ⇒ 09/91
80 III 2.0 E 16V quattro	6A	03/90 ⇒ 08/91
80 III 2.0 E quattro	3A	08/88 ⇒ 09/90
80 IV 1.6	ABB, 6A	09/91 ⇒ 12/94
80 IV 1.6 E	ADA	06/93 ⇒ 01/96
80 IV 1.9 TD	AAZ	09/91 ⇒ 12/94
80 IV 1.9 TDI	1Z	09/91 ⇒ 01/96
80 IV 2.0	ABT	09/91 ⇒ 01/96
80 IV 2.0 E	ABK	09/91 ⇒ 01/96
80 IV 2.0 E 16V	6A, HP	09/91 ⇒ 01/96
80 IV 2.0 E quattro	ABK	09/91 ⇒ 12/94
80 IV 2.0 quattro	ADW	11/93 ⇒ 01/96
80 IV 2.3 E	NG	09/91 ⇒ 01/96
80 IV 2.6	ABC	07/92 ⇒ 01/96
80 IV 2.6 E	ACZ	05/93 ⇒ 05/95
80 IV 2.8	AAH	09/91 ⇒ 01/96
80 IV 2.8 quattro	AAH	09/91 ⇒ 12/94
80 IV RS2 quattro	ADU	03/94 ⇒ 05/95
90 I 1.6 TD	CY	10/85 ⇒ 01/87
90 I 1.8	JN	06/84 ⇒ 03/87
90 I 2.0	HP, HY	10/84 ⇒ 03/87
90 I 2.0 quattro	JS	08/84 ⇒ 08/86
90 I 2.2	HY, RA	10/84 ⇒ 03/87
90 I 2.2 E quattro	KV	11/84 ⇒ 03/87
90 II 1.6 TD	RA, NG	04/87 ⇒ 09/91
90 II 2.0	PS	07/88 ⇒ 09/91
90 II 2.0 20V	NM	08/89 ⇒ 07/91
90 II 2.0 20V quattro	NM	08/88 ⇒ 09/91
90 II 2.2 E	KV	04/87 ⇒ 07/91
90 II 2.2 E quattro	KV	04/87 ⇒ 09/91
90 II 2.3 E	NG, 7A	04/87 ⇒ 09/91
90 II 2.3 E 20V	7A, ADP	08/88 ⇒ 07/91
90 II 2.3 E 20V quattro	7A	06/88 ⇒ 09/91
90 II 2.3 E quattro	NG	04/87 ⇒ 09/91
100 III 1.8	DS, 4B	08/83 ⇒ 12/90
100 III 1.8 Cat	4B, NP	03/85 ⇒ 11/90
100 III 1.8 Cat quattro	4B	08/85 ⇒ 11/90
100 III 1.8 quattro	NP, CN	10/84 ⇒ 07/90
100 III 2.0 Cat	RT	01/88 ⇒ 11/90
100 III 2.0 D	CN, NF	08/82 ⇒ 07/89
100 III 2.0 D Turbo	NC	03/88 ⇒ 11/90
100 III 2.0 E Cat	RT	01/88 ⇒ 11/90
100 III 2.0 TD	NC	03/88 ⇒ 11/90
100 III 2.2 Cat	KU	06/89 ⇒ 11/90
100 III 2.2 Cat quattro	KU	06/89 ⇒ 11/90
100 III 2.2 E Turbo quattro	MC	08/86 ⇒ 11/90
100 III 2.2 Turbo	MC	08/86 ⇒ 11/90
100 III 2.3	NF, NF	08/86 ⇒ 11/90
100 III 2.3 E	NF, AAD	10/86 ⇒ 11/90
100 III 2.3 E quattro	NF	08/86 ⇒ 11/90
100 III 2.3 quattro	NF	01/90 ⇒ 11/90
100 III 2.4 D	3D	08/89 ⇒ 07/91
100 III 2.5 TDI	1T	01/90 ⇒ 11/90
100 IV 1.6	ABB	03/92 ⇒ 07/93
100 IV 2.0	AAE	12/90 ⇒ 07/94
100 IV 2.0 E	AAD, AAT	12/90 ⇒ 07/94
100 IV 2.0 E 16V	ACE	01/92 ⇒ 07/94
100 IV 2.0 E 16V quattro	ACE	07/92 ⇒ 07/94
100 IV 2.0 E quattro	AAD	12/90 ⇒ 07/92
100 IV 2.3 E	AAR	12/90 ⇒ 07/94
100 IV 2.3 E quattro	AAR	12/90 ⇒ 07/94
100 IV 2.4 D	AAS	12/90 ⇒ 07/94
100 IV 2.5 TDI	AAT, ABC	12/90 ⇒ 07/94
100 IV 2.6	ABC, 1B	03/92 ⇒ 07/94
100 IV 2.6 E quattro	ACZ	08/93 ⇒ 07/94
100 IV 2.6 quattro	ABC	04/92 ⇒ 07/94
100 IV 2.8 E	AAH	12/90 ⇒ 07/94
100 IV 2.8 E quattro	AAH	12/90 ⇒ 07/94
200 II 2.2 Turbo	1B, DT	08/85 ⇒ 09/91
200 II 2.2 Turbo quattro	1B	02/88 ⇒ 11/90
A4 I 1.6	ADR, ADR	07/00 ⇒ 09/01
A4 I 1.8	ADR, ADR	11/94 ⇒ 09/01
A4 I 1.8 quattro	ADR, AEB	01/95 ⇒ 09/01
A4 I 1.8 T	AEB, AEB	01/95 ⇒ 09/01
A4 I 1.8 T quattro	AEB, 1Z	01/95 ⇒ 09/01
A4 I 1.9 DUO	AHU	03/98 ⇒ 09/01
A4 I 1.9 TDI	1Z, AFM	01/95 ⇒ 09/01

A4 I 2.4	AFM, AGA	07/95 ⇒ 07/97
A4 I 2.4 quattro	AGA, AFB	03/97 ⇒ 09/01
A4 I 2.5 TDI	AFB, AFB	09/97 ⇒ 09/01
A4 I 2.5 TDI quattro	AFB, ABC	09/97 ⇒ 09/01
A4 I 2.6	ABC, AAH	01/95 ⇒ 09/01
A4 I 2.6 [ExtraEU]	ACZ	01/96 ⇒ 07/97
A4 I 2.6 quattro	ABC	01/95 ⇒ 09/01
A4 I 2.8	AAH, AAH	09/95 ⇒ 07/97
A4 I 2.8 quattro	AAH, ASJ	01/95 ⇒ 07/97
A4 I RS4 quattro	ASJ, AGB	05/00 ⇒ 09/01
A4 I S4 quattro	AGB, 1Z	09/97 ⇒ 09/01
A6 I 1.8	ADR	12/95 ⇒ 12/97
A6 I 1.9 TDI	1Z, AAE	06/94 ⇒ 12/97
A6 I 2.0	AAE, AAT	06/94 ⇒ 12/97
A6 I 2.0 16V	ACE	06/94 ⇒ 12/97
A6 I 2.3	AAR	06/94 ⇒ 12/95
A6 I 2.3 quattro	AAR	06/94 ⇒ 12/95
A6 I 2.4	AFM	07/95 ⇒ 12/97
A6 I 2.5 TDI	AAT, ABC	06/94 ⇒ 12/97
A6 I 2.5 TDI quattro	AEL	07/95 ⇒ 12/97
A6 I 2.6	ABC, AAH	06/94 ⇒ 12/97
A6 I 2.8	AAH, AFY	06/94 ⇒ 12/97
A6 I 2.8 quattro	ACK	12/95 ⇒ 12/97
A6 I 1.8	AFY, AEB	05/97 ⇒ 01/05
A6 I 1.8 T	AEB, AEB	01/97 ⇒ 01/05
A6 I 1.8 T quattro	AEB, AGA	02/97 ⇒ 01/05
A6 I 2.0	ALT	08/01 ⇒ 01/05
A6 I 2.4	AGA, AGA	08/01 ⇒ 01/05
A6 I 2.4 quattro	AGA, AJK	08/01 ⇒ 01/05
A6 I 2.7 T	AJK	02/99 ⇒ 01/05
A6 I 2.7 T quattro	AJK, ACK	12/97 ⇒ 01/05
A6 I 2.8	ACK, ACK	02/97 ⇒ 01/05
A6 I 2.8 quattro	ACK, ASN	02/97 ⇒ 01/05
A6 I 3.0	ASN, ASN	06/01 ⇒ 01/05
A6 I 3.0 quattro	ASN, ARS	06/01 ⇒ 01/05
A6 I 4.2 quattro	ARS, ANK	11/98 ⇒ 01/05
A6 I S6 quattro	ANK, AFB	09/99 ⇒ 01/05
A8 I 2.5 TDI	AFB, AFB	09/00 ⇒ 09/02
A8 I 2.8	AAH, AAH	03/94 ⇒ 03/96
A8 I 2.8 quattro	AAH, AEW	03/94 ⇒ 03/96
A8 I 3.3 TDI quattro	AKF	06/00 ⇒ 09/02
A8 I 3.7	AEW, AEW	07/95 ⇒ 12/98
A8 I 3.7 quattro	AEW, ABZ	07/95 ⇒ 11/98
A8 I 4.2 quattro	ABZ, AQH	03/94 ⇒ 12/99
A8 I 6.0 W12 quattro	AZC	01/01 ⇒ 09/02
A8 I S 8 quattro	AQH, AHC	06/99 ⇒ 09/02
A8 I S 8 quattro	AHC, 1Z	09/00 ⇒ 06/99
CABRIOLET 1.8	ADR	01/97 ⇒ 08/00
CABRIOLET 1.9 TDI	1Z, ABC	06/95 ⇒ 08/00
CABRIOLET 2.0 16V	ACE	06/95 ⇒ 07/96
CABRIOLET 2.0 E	ABK	01/93 ⇒ 07/98
CABRIOLET 2.3 E	NG	05/91 ⇒ 07/94
CABRIOLET 2.6	ABC, 3A	06/93 ⇒ 08/00
CABRIOLET 2.8	AAH	11/92 ⇒ 08/00
COUPE 1.8	DZ	08/89 ⇒ 07/91
COUPE 2.0	3A, 6A	05/89 ⇒ 12/96
COUPE 2.0 16V	6A, NG	01/92 ⇒ 12/96
COUPE 2.0 20V	NM	08/89 ⇒ 07/91
COUPE 2.0 20V quattro	NM	08/89 ⇒ 07/91
COUPE 2.2	KV	11/88 ⇒ 07/91
COUPE 2.2 quattro	KV	11/88 ⇒ 07/91
COUPE 2.3	NG, 7A	10/88 ⇒ 12/96
COUPE 2.3 20V	7A, 7A	08/89 ⇒ 07/91
COUPE 2.3 20V quattro	7A, NG	11/88 ⇒ 12/96
COUPE 2.3 quattro	NG, 3B	01/87 ⇒ 12/96
COUPE 2.6	ABC	08/92 ⇒ 12/96
COUPE 2.6 quattro	ABC	08/92 ⇒ 12/96
COUPE 2.8	AAH	09/91 ⇒ 12/96
COUPE 2.8 quattro	AAH	08/91 ⇒ 12/96
COUPE S2	3B	09/90 ⇒ 05/95
COUPE S2 quattro	3B, ADP	09/90 ⇒ 12/96
V8 3.6 quattro	PT	10/88 ⇒ 02/94
V8 4.2 quattro	ABH	10/91 ⇒ 02/94

VW

PASSAT IV 1.6	ADP, ADR	10/96 ⇒ 11/00
PASSAT IV 1.8	ADR, ADR	10/96 ⇒ 03/05
PASSAT IV 1.8 [CHN]	ANQ	03/00 ⇒ 12/03
PASSAT IV 1.8 Syncro/4motion	ADR, AEB	10/96 ⇒ 11/00
PASSAT IV 1.8 T	AEB, ASU	10/96 ⇒ 11/00
PASSAT IV 1.8 T Syncro	AEB	11/96 ⇒ 08/00
PASSAT IV 2.0	ASU, ACK	04/00 ⇒ 11/00
PASSAT IV 2.3 VR5	AGZ	10/96 ⇒ 11/00
PASSAT IV 2.8 Syncro	AGE	05/97 ⇒ 09/99
PASSAT IV 2.8 V6	ACK, ACK	08/96 ⇒ 09/99
PASSAT IV 2.8 V6 4motion	ATX	09/99 ⇒ 11/00

VW		
PASSAT IV 2.8 V6 Synco/4motion	ACK, M102.924	10/96 ⇒ 11/00
PASSAT 2.3 VR5	AGZ	05/97 ⇒ 08/00

7.1088

3

BRAKE/CLUTCH PEDAL SWITCHES

Adatt./Suitable:

CHRYSLER

5101495AA

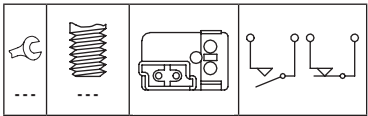
MERCEDES-BENZ

A 000 545 77 09
A 000 545 86 09
A 000 545 99 09
A 001 545 01 09
A 001 545 01 09 28

SSANGYONG

8571011020

- 1069 with automatic adjustment
- con regolazione automatica
 - avec réglage automatique
 - mit automatischer Nachstellung
 - con reajuste automático



CHRYSLER

CROSSFIRE 3.2 EGX 07/03 ⇒ 12/08

MERCEDES-BENZ

190 2.0	M102.924, OM601.911	08/83 ⇒ 05/90
190 2.3	M102.985	09/87 ⇒ 09/88
190 2.3 E	M102.985	10/82 ⇒ 09/88
190 2.6	M103.942	10/82 ⇒ 09/88
190 D 2.0	OM601.911, M102.910	08/83 ⇒ 08/93
190 E 1.8	M102.910, M102.962	04/90 ⇒ 12/93
190 E 2.0	M102.962, M102.985	10/82 ⇒ 08/93
190 E 2.3	M102.985, M102.983	09/86 ⇒ 08/93
190 E 2.3-16	M102.983, M102.990	04/84 ⇒ 08/88
190 E 2.5-16	M102.990, M103.942	09/88 ⇒ 08/93
190 E 2.6	M103.942, M111.920	09/86 ⇒ 08/93
190 E Evolution II 2.5	M102.992	05/90 ⇒ 08/93
190 Turbo-D 2.5	OM602.961	02/88 ⇒ 08/93
CABRIOLET 300 CE-24	M104.980	04/92 ⇒ 06/93
CLASSE C I C 180	M111.920, M111.920	03/93 ⇒ 05/00
CLASSE C I C 180 T	M111.920, M111.941	09/00 ⇒ 03/01
CLASSE C I C 200	M111.941, OM601.913	01/94 ⇒ 05/00
CLASSE C I C 200 CDI	OM611.960	03/98 ⇒ 05/00
CLASSE C I C 200 D	OM601.913, M111.944	03/93 ⇒ 05/00
CLASSE C I C 200 Kompressor	M111.944, M111.941	10/95 ⇒ 05/00
CLASSE C I C 200 T	M111.941, M111.944	06/96 ⇒ 03/01
CLASSE C I C 200 T CDI	OM611.960	03/98 ⇒ 03/01
CLASSE C I C 200 T D	OM604.915	10/96 ⇒ 03/01
CLASSE C I C 200 T Kompressor	M111.944, OM604.910	09/00 ⇒ 03/01
CLASSE C I C 220	M111.961	03/93 ⇒ 05/00
CLASSE C I C 220 CDI	OM611.960	09/97 ⇒ 05/00
CLASSE C I C 220 D	OM604.910, OM604.910	08/93 ⇒ 05/00
CLASSE C I C 220 T CDI	OM611.960	09/97 ⇒ 03/01
CLASSE C I C 220 T D	OM604.910, M112.910	06/96 ⇒ 09/98
CLASSE C I C 230	M111.974	06/96 ⇒ 06/97
CLASSE C I C 230 Kompressor	M111.975	10/95 ⇒ 05/00
CLASSE C I C 230 T	M111.974	06/96 ⇒ 06/98
CLASSE C I C 230 T Kompressor	M111.975	06/97 ⇒ 09/00
CLASSE C I C 240	M112.910	06/97 ⇒ 05/00
CLASSE C I C 240 T	M112.910, M104.941	09/00 ⇒ 03/01
CLASSE C I C 250 D	OM605.910	05/93 ⇒ 05/00
CLASSE C I C 250 T Turbo-D	OM605.960	06/96 ⇒ 03/01
CLASSE C I C 250 Turbo-D	OM605.960	10/95 ⇒ 05/00
CLASSE C I C 280	M104.941, M104.992(AMG3.6)	05/93 ⇒ 05/00
CLASSE C I C 280 T	M112.920	06/97 ⇒ 03/01
CLASSE C I C 36 AMG	M104.941(AMG3.6)	05/94 ⇒ 05/00
CLASSE C I C 43 AMG	M113.944	08/97 ⇒ 03/01
CLASSE CLK I 200	M111.945	06/97 ⇒ 06/02
CLASSE CLK I 200 Kompressor	M111.944	06/97 ⇒ 06/00
CLASSE CLK I 230 Kompressor	M111.975	06/97 ⇒ 06/00
CLASSE E I E 200	M111.940	06/93 ⇒ 03/98
CLASSE E I E 200 D	OM601.912	06/93 ⇒ 06/95
CLASSE E I E 200 T	M111.940	06/93 ⇒ 06/96
CLASSE E I E 220	M111.960	06/93 ⇒ 03/98

MERCEDES-BENZ

CLASSE E I E 220 T	M111.960	06/93 ⇒ 06/96
CLASSE E I E 250 D	OM605.911	07/93 ⇒ 06/95
CLASSE E I E 250 TD	OM605.911	06/93 ⇒ 06/96
CLASSE E I E 250 Turbo D	OM602.962	06/93 ⇒ 06/96
CLASSE E I E 250 Turbo-D	OM602.962	06/93 ⇒ 06/95
CLASSE E I E 280	M104.942	06/93 ⇒ 06/95
CLASSE E I E 280 T	M104.942	06/93 ⇒ 06/96
CLASSE E I E 300 4-matic	M103.985	06/93 ⇒ 06/95
CLASSE E I E 300 D	OM606.910	07/93 ⇒ 06/95
CLASSE E I E 300 T 4-matic	M103.985	06/93 ⇒ 06/96
CLASSE E I E 300 T Turbo-D	OM603.960	06/93 ⇒ 06/96
CLASSE E I E 300 T Turbo-D 4-matic	OM603.963	06/93 ⇒ 06/96
CLASSE E I E 300 TD	OM606.910	06/93 ⇒ 06/96
CLASSE E I E 300 Turbo-D	OM603.960	06/93 ⇒ 06/95
CLASSE E I E 300 Turbo-D 4-matic	OM603.963	06/93 ⇒ 06/95
CLASSE E I E 320	M104.992	06/93 ⇒ 03/98
CLASSE E I E 320 T	M104.992	06/93 ⇒ 06/96
CLASSE E I E 36 AMG	M104.992(AMG3.6), OM611.961	06/93 ⇒ 03/98
CLASSE E I E 36 T AMG	M104.992(AMG3.6)	05/94 ⇒ 06/96
CLASSE E I E 420	M119.975	06/93 ⇒ 06/95
CLASSE E I E 500	M119.974	06/93 ⇒ 06/95
CLASSE E I E 60 AMG	M119.974(AMG6.0)	05/94 ⇒ 06/95
CLASSE E II E 200	M111.942	06/95 ⇒ 08/00
CLASSE E II E 200 CDI	OM611.961, M111.947	06/98 ⇒ 03/02
CLASSE E II E 200 D	OM604.917	01/96 ⇒ 03/02
CLASSE E II E 200 Kompressor	M111.947, M111.947	08/00 ⇒ 03/02
CLASSE E II E 200 T	M111.942	06/96 ⇒ 08/00
CLASSE E II E 200 T Kompressor	M111.947, OM611.961	08/00 ⇒ 03/03
CLASSE E II E 220 CDI	OM611.961, OM604.912	06/98 ⇒ 07/99
CLASSE E II E 220 D	OM604.912, OM611.961	06/95 ⇒ 07/99
CLASSE E II E 220 T CDI	OM611.961, M112.911	06/98 ⇒ 07/99
CLASSE E II E 230	M111.970	06/95 ⇒ 06/97
CLASSE E II E 230 T	M111.970	06/96 ⇒ 06/97
CLASSE E II E 240	M112.911, M112.911	08/00 ⇒ 03/02
CLASSE E II E 240 T	M112.911, OM612.961	08/00 ⇒ 03/03
CLASSE E II E 250 D	OM605.912	06/95 ⇒ 07/99
CLASSE E II E 250 T D	OM605.912	06/96 ⇒ 07/99
CLASSE E II E 250 T Turbo-D	OM605.962	06/97 ⇒ 07/99
CLASSE E II E 250 Turbo-D	OM605.962	06/97 ⇒ 07/99
CLASSE E II E 270 CDI	OM612.961	07/99 ⇒ 03/02
CLASSE E II E 270 T CDI	OM612.961, M104.945	02/00 ⇒ 03/03
CLASSE E II E 280	M104.945, M104.995	01/96 ⇒ 06/97
CLASSE E II E 280 4-matic	M112.921	12/96 ⇒ 03/02
CLASSE E II E 280 T	M112.921	12/96 ⇒ 03/03
CLASSE E II E 280 T 4-matic	M112.921	12/96 ⇒ 03/03
CLASSE E II E 290 T Turbo-D	OM602.982	06/96 ⇒ 07/99
CLASSE E II E 290 Turbo-D	OM602.982	03/96 ⇒ 07/99
CLASSE E II E 300 D	OM606.912	06/95 ⇒ 06/97
CLASSE E II E 300 T Turbo-D	OM606.962	12/96 ⇒ 07/99
CLASSE E II E 300 Turbo-D	OM606.962	12/96 ⇒ 07/99
CLASSE E II E 320	M104.995, M119.980	06/95 ⇒ 06/97
CLASSE E II E 320 4-matic	M112.941	06/97 ⇒ 03/02
CLASSE E II E 320 T	M112.941	12/96 ⇒ 03/03
CLASSE E II E 320 T 4-matic	M112.941	12/96 ⇒ 03/03
CLASSE E II E 320 T CDI	OM613.961	07/99 ⇒ 03/03
CLASSE E II E 36 AMG	M104995AMG	04/96 ⇒ 01/98
CLASSE E II E 420	M119.980, M119.980	01/96 ⇒ 06/97
CLASSE E II E 420 T	M119.985	06/96 ⇒ 06/97
CLASSE E II E 430	M113.940	06/97 ⇒ 03/02
CLASSE E II E 50 AMG	M119.980, M104.996	02/96 ⇒ 08/97
CLASSE E II E 55 AMG	M113.980	08/97 ⇒ 03/02
CLASSE E E 220 CDI	OM611.961	07/99 ⇒ 12/02
CLASSE E E 250 d	OM605.912	06/96 ⇒ 06/98
CLASSE E E 280	M112.921	07/99 ⇒ 11/02
CLASSE E E 290 TD	OM602.982	07/96 ⇒ 07/99
CLASSE G II 320 GE	M104.996	09/94 ⇒ 11/97
CLASSE G II G 290 TD	OM602.983	07/97 ⇒
CLASSE G II G 300 TD	OM606.964	08/96 ⇒ 07/00
CLASSE G II G 320	M104.996, M104.990	09/94 ⇒
CLASSE G II G 36 AMG	M104.996(AMG3.6)	01/95 ⇒ 07/98
CLASSE G II G 500	M113.962	04/98 ⇒
CLASSE G II G 55 AMG	M113.962	04/98 ⇒
CLASSE S III 300 SE 2.8	M104.944	01/93 ⇒ 10/98
CLASSE S III 300 SE, SEL/S320	M104.990, M120.980	03/91 ⇒ 10/98
CLASSE S III 400 SE, SEL/S420	M119.971	02/91 ⇒ 10/98
CLASSE S III 400 SE, SEL/S420	M119.981	01/93 ⇒ 09/98
CLASSE S III 500 SE, SEL	M119.970	02/91 ⇒ 10/98
CLASSE S III 500 SEC / CL 500	M119.970	10/92 ⇒ 02/99
CLASSE S III 600 SE, SEL	M120.980, M119.970	04/91 ⇒ 12/92
CLASSE S III S 280	M104.944	02/93 ⇒ 10/98
CLASSE S III S 300 Turbo-D	OM606.961	05/96 ⇒ 10/98
CLASSE S III S 350 Turbo-D	OM603.971	01/93 ⇒ 10/98
CLASSE S III S 420	M119.971	01/93 ⇒ 10/98
CLASSE S III S 500	M119.970, M120.980	01/93 ⇒ 10/98

MERCEDES-BENZ

CLASSE S III S 600	M120.980, M119.971	01/93 ⇒ 09/99
CLASSE S III SEC/CL 420	M119.971, M120.980	10/94 ⇒ 02/99
CLASSE S III SEC/CL 600	M120.980, M104.943	09/92 ⇒ 02/99
CLASSE SL IV 280	M104.943, M104.991	08/93 ⇒ 10/01
CLASSE SL IV 300 SL	M103.984	03/89 ⇒ 08/93
CLASSE SL IV 300 SL-24	M104.981	03/89 ⇒ 07/93
CLASSE SL IV 320	M104.991, M113.961	09/93 ⇒ 10/01
CLASSE SL IV 500	M113.961, M120.981	09/92 ⇒ 10/01
CLASSE SL IV 500 SL	M119.960	09/89 ⇒ 08/92
CLASSE SL IV 600	M120.981, M120.981	07/92 ⇒ 10/01
CLASSE SL IV 600 SL	M120.981, M111.973	02/92 ⇒ 08/94
CLASSE SLK I 200	M111.946	09/96 ⇒ 03/00
CLASSE SLK I 200 Kompressor	M111.943	10/96 ⇒ 03/00
CLASSE SLK I 230 Kompressor	M111.973, M103.983	03/00 ⇒ 04/04
CLASSE SLK I 320	M112.947	03/00 ⇒ 04/04
CLK-SERIES CLK200	M111.945	06/98 ⇒ 03/02
CLK-SERIES CLK200 Kompressor	M111.944	06/98 ⇒ 06/00
CLK-SERIES CLK230 Kompressor	M111.975	06/98 ⇒ 05/00
CLK-SERIES CLK320	M112.940	01/99 ⇒ 12/03
COUPE 200 CE	M102.963	09/89 ⇒ 06/93
COUPE 220 CE	M111.960	10/92 ⇒ 05/93
COUPE 230 CE	M102.982	03/87 ⇒ 12/92
COUPE 230 CE Cat	M102.982	06/89 ⇒ 12/92
COUPE 300 CE	M103.983, M102.922	03/87 ⇒ 05/93
COUPE 300 CE-24	M104.980	09/89 ⇒ 12/92
COUPE 320 CE	M104.992	10/92 ⇒ 05/93
KOMBI II 200 T	M102.922, OM601.912	09/85 ⇒ 05/90
KOMBI II 200 T D	OM601.912, M102.962	09/85 ⇒ 08/91
KOMBI II 200 TE	M102.962, OM602.912	05/86 ⇒ 06/93
KOMBI II 220 TE	M111.960	10/92 ⇒ 05/93
KOMBI II 230 E Chassis	M102.982	09/86 ⇒ 06/93
KOMBI II 230 TE	M102.982	09/85 ⇒ 08/92
KOMBI II 230 TE Cat	M102.982	06/89 ⇒ 08/92
KOMBI II 250 T D	OM602.912, OM602.962	09/85 ⇒ 06/93
KOMBI II 250 TD Turbo	OM602.962, OM603.912	03/88 ⇒ 07/93
KOMBI II 260 TE FGST.	M103.940	09/89 ⇒ 08/92
KOMBI II 280 TE	M104.942	10/92 ⇒ 06/93
KOMBI II 300 T D	OM603.912, M102.922	09/86 ⇒ 06/93
KOMBI II 300 T Turbo-D	OM603.960	01/89 ⇒ 06/93
KOMBI II 300 T Turbo-D 4-matic	OM603.963	09/86 ⇒ 01/89
KOMBI II 300 TE	M103.983	01/86 ⇒ 08/92
KOMBI II 300 TE 4-matic	M103.985	09/86 ⇒ 06/93
KOMBI II 300 TE-24	M104.980	09/89 ⇒ 08/92
KOMBI II 320 TE	M104.992	10/92 ⇒ 06/93
TRE VOLUMI II 200	M102.922, OM601.912	12/85 ⇒ 10/92
TRE VOLUMI II 200 D	OM601.912, M102.963	12/84 ⇒ 06/93
TRE VOLUMI II 200 E	M102.963, M102.982	09/88 ⇒ 06/93
TRE VOLUMI II 220 E	M111.960	10/92 ⇒ 06/93
TRE VOLUMI II 230 E	M102.982, OM602.912	12/84 ⇒ 06/93
TRE VOLUMI II 230 E Cat	M102.982	06/89 ⇒ 06/93
TRE VOLUMI II 250 D	OM602.912, M103.940	04/85 ⇒ 06/93
TRE VOLUMI II 250 Turbo-D	OM602.962	09/88 ⇒ 06/93
TRE VOLUMI II 260 E	M103.940, OM603.912	09/85 ⇒ 08/92
TRE VOLUMI II 260 E 4-matic	M103.943	09/86 ⇒ 08/92
TRE VOLUMI II 280 E	M104.942	10/92 ⇒ 06/93
TRE VOLUMI II 300 D	OM603.912, OM603.913	12/84 ⇒ 06/93
TRE VOLUMI II 300 D 4-matic	OM603.913, M103.943	09/86 ⇒ 06/93
TRE VOLUMI II 300 E	M103.983	08/85 ⇒ 08/92
TRE VOLUMI II 300 E 4-matic	M103.943, B16A6	01/86 ⇒ 12/93
TRE VOLUMI II 300 E-24	M104.980	09/88 ⇒ 08/92
TRE VOLUMI II 300 Turbo-D	OM603.960	09/88 ⇒ 06/93
TRE VOLUMI II 300 Turbo-D 4-matic	OM603.	

7.1089



3

BRAKE/CLUTCH PEDAL SWITCHES

Adatt./Suitable:

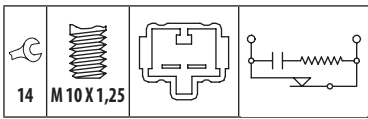
HOLDEN8434032050
8434032090**HONDA**

35350-504-003

LEXUS84340-32090
84340-42010**TOYOTA**84340-32050
84340-32090
84340-35020
84340-42010
84340-47010**VW**

J84 340 320 50

MARKET DIFFUSION: MEDIUM

**HOLDEN**

APOLLO 2.2 i	5S-FE	03/93 → 05/97
APOLLO 3.0 i	3VZ-FE	03/93 → 05/97
NOVA_LG 1.6i Hatchback	4AFE	09/94 → 09/96
NOVA_LG 1.6i Sedan	4AFE	09/94 → 09/96
NOVA_LG 1.8i Hatchback	7AFE	09/94 → 09/96
NOVA_LG 1.8i Sedan	7AFE	09/94 → 09/96

HONDA

BALLADE 1.5	D15Z4	01/97 →
BALLADE 1.6i	B16A6, D14A3	01/96 → 02/01
BALLADE 1.8 i	B18B4	01/96 → 02/01
CIVIC V 1.6 i	D16Y7	01/94 → 11/95
CIVIC V 1.6 i Vtec	D16V6	01/94 → 03/96
CIVIC VI 1.4	D14A4	11/95 → 10/98
CIVIC VI 1.4 i	D14A3, D14A4	06/95 → 02/01
CIVIC VI 1.4 i S	D14A4, B16A2	11/95 → 02/01
CIVIC VI 1.4i 16V	D14Z1	11/98 → 03/01
CIVIC VI 1.5 16V	D15Z6	01/97 → 02/01
CIVIC VI 1.5 i	D15Z6	11/95 → 02/01
CIVIC VI 1.6	--	05/96 → 04/99
CIVIC VI 1.6 i	D16Y5	11/95 → 02/01
CIVIC VI 1.6 i Vtec	B16A2, D16Y7	11/95 → 02/01
CIVIC VI 1.6 VTi	B16A2	11/95 → 02/01
CIVIC VI 1.6i 16V	D16Y7, B20B	01/96 →
CIVIC VI 1.6i 16V Vtec	D16V8	01/96 → 09/99
CR-V 1.2.0	B20Z1	04/99 → 02/02
CR-V 1.2.0 16V 4WD	B20B, B20B3	10/95 → 02/02
CR-V 1.2.0 i 16V	B20B3, 1MZ-FE	02/97 → 04/99
PRELUDE V 2.0 16V	F20A4	10/96 → 10/00
PRELUDE V 2.2 i 16V	F22A2	10/96 → 10/01

LEXUS

IS 1200	1G-FE	04/99 → 10/05
IS 1300	2JZ-GE	09/01 → 07/05
RX 1300 AWD	1MZ-FE, 3VZ-E	10/00 → 05/03

TOYOTA

4 RUNNER 2.4 D	2L-T	08/89 → 11/95
4 RUNNER 2.4 i [USA]	22RE	01/89 → 12/93
4 RUNNER 2.7 4WD	3RZ-FE	11/95 → 08/02
4 RUNNER 2.7 i	3RZ-FE	11/95 → 03/96
4 RUNNER 3.0	3VZ-E, 3ZZ-FE	08/88 → 10/95
4 RUNNER 3.0 [USA]	3VZ-E	01/88 → 12/91
4 RUNNER 3.4 4WD	5VZ-FE	09/98 → 11/02
4 RUNNER 3.4 i	5VZ-FE	11/95 → 03/96
AVENSIS 1.6	3ZZ-FE, 1ZZ-FE	09/97 → 02/03
AVENSIS 1.6 VVT-i	3ZZ-FE	10/00 → 02/03
AVENSIS 1.8	1ZZ-FE, 1CD-FTV	09/97 → 02/03
AVENSIS 1.8 VVT-i	1ZZ-FE	10/00 → 02/03
AVENSIS 1.2.0	3S-FE	09/97 → 10/00
AVENSIS 1.2.0 D	1CD-FTV, 1CD-FTV	10/97 → 02/03
AVENSIS 1.2.0 D-4D	1CD-FTV, 5S-FE	10/99 → 02/03
AVENSIS 1.2.0 TD	2C-T	09/97 → 02/03
CAMRY 2.2	5S-FE, 1MZ-FE	06/91 →
CAMRY 3.0	1MZ-FE, 4A-FE	06/91 → 11/06
CAMRY 3.0 24V	1MZ-FE	08/96 → 11/01

TOYOTA

CAMRY 3.0 V6	1MZ-FE	08/96 → 11/01
CARINA E 1.6	4A-FE, 3S-GE	04/92 → 09/97
CARINA E 1.6 16V	4A-FE	12/94 → 09/97
CARINA E 1.6 GLI	4A-FE	04/92 → 09/97
CARINA E 1.6 i	4A-FE	02/95 → 09/97
CARINA E 1.8	7A-FE	04/92 → 09/97
CARINA E 1.8 i	7A-FE	02/95 → 09/97
CARINA E 1.8 i 16V	7A-FE	01/95 → 09/97
CARINA E 2.0	3S-FE	01/93 → 09/97
CARINA E 2.0 D	2C	04/92 → 01/96
CARINA E 2.0 GLI	3S-FE	04/92 → 09/97
CARINA E 2.0 GTi	3S-GE	04/92 → 12/95
CARINA E 2.0 GTi 16V	3S-GE	03/94 → 09/97
CARINA E 2.0 i	3S-FE	12/92 → 09/97
CARINA E 2.0 TD	2C-T	01/96 → 09/97
CELICA V 1.6	4A-FE	09/89 → 12/93
CELICA V 2.0 GTi	3S-GE, 3S-GE	09/89 → 01/94
CELICA V 2.0 Turbo 4WD	3S-GTE	10/89 → 11/93
CELICA V 2.2	5S-FE	10/89 → 12/94
CELICA VI 1.8 i 16V	7A-FE	11/93 → 11/99
CELICA VI 1.8 i 16V [USA] [CAN]	7A-FE	09/93 → 08/99
CELICA VI 2.0 GTi	3S-GE	08/94 → 08/99
CELICA VI 2.0 i 16V	3S-GE, 2ZZ-GE	11/93 → 11/99
CELICA VI 2.0 i Turbo 4WD	3S-GTE	02/94 → 11/99
CELICA VI 2.2 GT	5S-FE	11/93 → 08/99
CELICA VII 1.8 16V TS	2ZZ-GE	08/99 → 09/05
CELICA VII 1.8 16V VT-i	1ZZ-FE	08/99 → 07/05
COROLLA VII 1.3 12V	2E	07/92 → 04/97
COROLLA VII 1.3 XLI	4E-FE	07/92 → 04/97
COROLLA VII 1.3 XLI 16V	4E-FE	07/92 → 09/95
COROLLA VII 1.6 GLI	4A-FE	07/92 → 04/97
COROLLA VII 1.6 Si	4A-FE	07/92 → 04/97
COROLLA VII 1.8 16V 4WD	7A-FE	09/95 → 04/97
COROLLA VII 1.8 GT	7A-FE	11/92 → 05/95
COROLLA VII 2.0 D	2C	07/92 → 04/97
COROLLA VIII 1.3	2E	05/97 → 10/01
COROLLA VIII 1.3 Efi	4E-FE	05/97 → 09/99
COROLLA VIII 1.4	4E-FE, 3ZZ-FE	04/97 → 01/02
COROLLA VIII 1.4 16V	4ZZ-FE	02/00 → 11/01
COROLLA VIII 1.6	3ZZ-FE, 1CD-FTV	04/97 → 01/02
COROLLA VIII 1.6 16V	3ZZ-FE	10/99 → 10/01
COROLLA VIII 1.6 Aut.	4A-FE	04/97 → 02/00
COROLLA VIII 1.8	7A-FE	10/97 → 10/01
COROLLA VIII 1.8 4WD	7A-FE	04/97 → 10/01
COROLLA VIII 1.9	1WZ	09/99 → 10/01
COROLLA VIII 1.9 D	1WZ	02/00 → 01/02
COROLLA VIII 2.0	2C-E	05/97 → 09/99
COROLLA VIII 2.0 D	2C-E	04/97 → 02/00
COROLLA VIII 2.0 D-4D	1CD-FTV, 1RZ	08/00 → 01/02
COROLLA IX 1.4 VVT-i	4ZZ-FE	10/01 → 02/07
COROLLA IX 1.6 VVT-i	3ZZ-FE	10/01 → 08/07
COROLLA IX 1.8 VVT-i TS	2ZZ-GE, 4E-FE	01/02 → 02/07
COROLLA IX 2.0 D4d	1CD-FTV	09/00 → 10/01
COROLLA X 1.8 VVTi Super-charged	2ZZ-GE	10/05 → 02/07
ECHO 1.5 i 16V [USA]	1NZFE	08/99 →
FUNCRUISER 2.0 i 16V 4WD	3SFE	04/94 →
HIACE IV 2.0	1RZ, 2RZ	08/89 → 04/98
HIACE IV 2.4	2RZ, 2L	08/89 → 11/03
HIACE IV 2.4 4WD	2RZ-E	08/89 → 04/98
HIACE IV 2.4 D	2L, 2L	08/89 → 08/06
HIACE IV 2.4 D 4WD	2L, 3RZ-FE	08/87 → 07/99
HIACE IV 2.4 i	2RZ-E	08/95 → 08/04
HIACE IV 2.4 LPG	2RZ-E	08/95 → 06/99
HIACE IV 2.4 TD	2L-T	08/95 → 08/06
HIACE IV 2.4 TD 4WD	2L-T	08/95 → 08/06
HIACE IV 2.7	3RZ-FE, 3RZ-FE	04/98 → 12/06
HIACE IV 2.7 4WD	3RZ-FE, 2L	04/98 →
HIACE IV 3.0 D	5L	08/98 → 08/04
HILUX 2.4	2RZ-FE	08/97 → 08/01
HILUX IV 2.2 4WD	4Y	01/87 → 03/89
HILUX IV 2.4 4WD	22R	10/88 → 12/97
HILUX V 1.8	2Y	09/88 → 06/98
HILUX V 2.4 4WD	22R	10/88 → 08/97
HILUX V 2.4 D	2L, 2L	09/88 → 08/97
HILUX V 2.4 D 4WD	2L, 2L	09/88 → 12/97
HILUX V 2.4 i 4WD	22RE	01/89 → 07/97
HILUX VI 2.4 D	2L, 22R	08/97 → 07/05
HILUX VI 2.4 TD	2L-T	08/98 → 01/02
HILUX VI 2.4 TD 4WD	2L-T	08/97 → 01/02
IPSUM 2.2 TD	3C-TE	01/97 → 05/01
LAND CRUISER 70 2.4	22R, 2L-T	11/84 → 12/96
LAND CRUISER 70 2.4 TD	2L-T, 1HD-T	10/85 → 05/93
LAND CRUISER 70 3.0 TD	1KZ-T	05/93 → 05/96
LAND CRUISER 70 3.4 D	3B	11/84 → 12/96
LAND CRUISER 70 3.5 D 4x4	1PZ	01/90 → 12/94
LAND CRUISER 70 4.2 D	1H-Z	01/90 →

TOYOTA

LAND CRUISER 80 2.4 TD	2L-T	07/90 → 05/96
LAND CRUISER 80 3.0 TD	1KZ-T	05/93 → 05/96
LAND CRUISER 80 4.0	3F-E	01/90 → 10/92
LAND CRUISER 80 4.2 D	1H-Z	01/90 → 12/97
LAND CRUISER 80 4.2 TD	1HD-T, 1KZ-TE	01/90 → 12/97
LAND CRUISER 80 4.5	1FZ-FE	08/92 → 01/98
LAND CRUISER 80 4.5 24V	1FZ-FE	08/92 → 12/97
LAND CRUISER 90 2.7	3RZ-FE	04/95 → 07/02
LAND CRUISER 90 3.0 TD	1KZ-TE, 3S-GE	04/95 → 12/02
LAND CRUISER 90 3.4 i 24V	5VZ-FE	03/96 → 12/02
LAND CRUISER 100 4.2 TDi	1HD-FTE	01/98 → 07/08
LAND CRUISER 4.2 TDi	1HD-FTE	01/98 → 07/03
MARK 2.2	5S-FE	01/97 → 12/02
MR 2 II 2.0	3S-FE	12/89 → 08/92
MR 2 II 2.0 16V	3S-GE, 5E-FE	12/89 → 09/99
MR 2 II 2.0 Turbo	3S-GTE	12/89 → 07/99
MR 2 II 2.2 16V	5S-FE	01/90 → 06/95
MR 2 III 1.8 16V VT-i	1ZZ-FE	10/99 → 06/07
PASEO 1.5	5E-FE	08/95 → 06/99
PASEO 1.5 Efi	5E-FE, 3S-FE	01/97 → 12/99
PICNIC 1.2.0	3S-FE, 2AZ-FE	01/01 → 12/01
PICNIC 1.2.0 16V	3S-FE	08/96 → 09/00
PICNIC 1.2.2 D	3C-TE	08/97 → 12/01
PREVIA II 2.4	2AZ-FE, 3S-FE	02/00 → 02/06
PREVIA II 2.4 4WD	2AZ-FE	02/00 → 01/06
PRIUS I 1.5 Hybrid	1NZ-FXE	05/00 → 01/04
PRIUS II 1.5	1NZ-FXE	09/03 → 12/09
RAV 4 1.2.0	3S-FE	06/97 → 09/99
RAV 4 1.2.0 4WD	3S-FE, 2E	01/94 → 06/00
RAV 4 II 1.8	1ZZ-FE	08/00 → 11/05
RAV 4 II 2.0 4WD	1AZ-FE	05/00 → 11/05
SIENNA 3.0	1MZ-FE	08/97 → 12/02
STARLET 1.0	1E	12/89 → 12/92
STARLET 1.3	2E, 2E	01/96 → 10/99
STARLET 1.3 12V	2E, 5E-FE	12/89 → 12/92
STARLET 1.3 12V Cat	2E-E	12/89 → 03/96
STARLET 1.5 D	1N	12/89 → 03/96
T100 2.7 i [USA]	3RZFE	10/93 → 07/98
T100 3.0 i [USA]	3VZE	08/92 → 08/94
T100 3.4 i [USA]	5VZFE	08/94 → 07/98
TACOMA 2.4 i [USA]	2RZFE	01/95 →
TACOMA 2.7 i [USA]	3RZFE	02/98 →
TACOMA 3.4 i [USA]	5VZFE	01/95 →
TARAGO MPV / SPACE 2.0 TDi	1CD-FTV	10/03 → 12/05
TARAGO MPV / SPACE 2.4 VVTi	2AZ-FE	02/00 → 12/05
TERCEL 1.5	5E-FE, 3EE	09/94 → 09/99
TERCEL 1.5 4WD	5E-FE	09/94 → 09/99
TERCEL 1.5 i [USA]	3EE, 22R	01/91 →
TRUCK 2.4 i [USA]	22R, 15Z-FE	01/88 →
TRUCK 3.0 i [USA]	3VZ-E	01/91 →
TUNDRA 3.4 i 24V [USA]	5VZFE	02/99 →
YARIS 1.0	15Z-FE, 2NZ-FE	03/03 → 09/05
YARIS 1.3	2NZ-FE, 1NZ-FE	04/02 → 10/05
YARIS 1.5	1NZ-FE, 2NZ-FE	03/00 → 11/05
YARIS VERSO 1.3	2NZ-FE, 2NZ-FE	11/02 → 09/05
YARIS VERSO 1.3 VVTi	2NZ-FE, 1NZ-FE	03/00 → 09/05
YARIS VERSO 1.5	1NZ-FE, 2GR-FSE	01/00 → 09/05
YARIS VERSO 1.5 VVTi	1NZ-FE	03/00 → 03/03

VW

TARO 1.8	2Y	04/89 → 09/94
TARO 2.2	4Y	06/89 → 07/94
TARO 2.2 4x4	4Y	06/89 → 07/94
TARO 2.4 D	2L	06/89 → 03/97
TARO 2.4 D 4x4	2L	04/89 → 03/97
TARO 2.4 i 4x4	22R	06/89 → 03/97

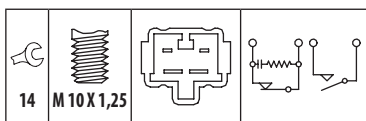


BRAKE/CLUTCH PEDAL SWITCHES

Adatt./Suitable:

HOLDEN
8434032110**LEXUS**
84340-06010
84340-32110
84340-35030
84340-42020
84340-47020
84340-50020**TOYOTA**
84340-06010
84340-20060
84340-32070
84340-32110
84340-35030
84340-42020
84340-47020
84340-50020

MARKET DIFFUSION: MEDIUM

**HOLDEN**

APOLLO 2.2 i	5S-FE	03/93 ⇒ 05/97
APOLLO 3.0 i	3VZ-FE	03/93 ⇒ 05/97

LEXUS

ES 3.0	1MZ-FE	10/96 ⇒ 07/01
ES 300	3VZ-FE	09/91 ⇒ 12/97
GS 3.0 VVTi	2JZ-GE	09/97 ⇒ 07/00
GS 3.5 VVTi	2GR-FSE	04/05 ⇒ 12/12
GS 3.5 VVTi [ExtraEU]	2GR-FSE, 2JZ-GE	09/06 ⇒ 11/11
GS 300	2JZ-GE, 4GR-FSE	01/93 ⇒ 11/11
GS 350 AWD	2GR-FSE	09/06 ⇒ 11/11
GS 4.0	1UZ-FE	08/97 ⇒ 12/00
GS 430	3UZ-FE	11/00 ⇒ 11/11
GS 450h	2GR-FSE	02/06 ⇒ 11/11
GS 460	1UR-FSE	09/07 ⇒ 11/11
IS 1200	1G-FE	04/99 ⇒ 07/05
IS 1300	2JZ-GE	09/01 ⇒ 10/05
IS II 200d	2AD-FTV	07/10 ⇒ 07/12
IS II 220d	2AD-FHV	08/05 ⇒ 07/12
IS II 250	4GR-FSE, 4GR-FSE	08/05 ⇒
IS II 250 AWD	4GR-FSE, 1UZ-FE	10/05 ⇒ 03/13
IS II IS F	2UR-GSE	11/07 ⇒ 03/13
LS 1400	1UZ-FE	12/89 ⇒ 12/95
LS II 400	1UZ-FE, 1UR-FE	12/94 ⇒ 08/97
LS III 430	3UZ-FE	10/00 ⇒ 08/06
LS IV 460	1UR-FE, 1UR-FSE	04/06 ⇒
LS IV 460 4WD	1UR-FSE	08/06 ⇒
LS IV 460 AWD	1UR-FSE, 2UZ-FE	12/08 ⇒
LS IV 600h	2UR-FSE	08/07 ⇒
LS 4.0	1UZ-FE	08/97 ⇒ 09/98
LS 4.6 VVTi [ExtraEU]	1UR-FSE	10/09 ⇒
LX 470	2UZ-FE, 1MZ-FE	08/02 ⇒ 03/08
RX I 300	1MZ-FE, 1MZ-FE	01/98 ⇒ 02/03
RX I 300 AWD	1MZ-FE, 3UZ-FE	10/00 ⇒ 05/03
RX II 300	1MZ-FE	05/03 ⇒ 12/08
RX II 330	3MZ-FE	04/03 ⇒ 01/06
RX II 330 AWD	3MZ-FE	04/03 ⇒ 12/08
RX II 350	2GR-FE	01/06 ⇒ 12/08
RX II 350 AWD	2GR-FE	02/06 ⇒ 12/08
RX II 400h	3MZ-FE	09/05 ⇒ 12/08
RX II 400h AWD	3MZ-FE	09/04 ⇒ 12/08
RX III 270	1AR-FE	12/08 ⇒ 10/15
RX III 350	2GR-FE	01/09 ⇒ 09/15
RX III 350 AWD	2GR-FE	12/08 ⇒ 08/15
RX III 450h	2GR-FXE	12/08 ⇒ 10/15
RX III 450h AWD	2GR-FXE	12/08 ⇒ 10/15
SC_300 3.0i	2JZGE	01/91 ⇒
SC_400 4.0i	1UZFE	01/91 ⇒
SC 430	3UZ-FE, 5S-FE	01/01 ⇒ 07/10

TOYOTA

4 RUNNER 2.4 i [USA]	22RE	01/89 ⇒ 12/93
4 RUNNER 2.7 4WD	3RZ-FE	11/95 ⇒ 08/02
4 RUNNER 2.7 i	3RZ-FE	11/95 ⇒ 03/96

TOYOTA

4 RUNNER 3.0 [USA]	3VZ-E	01/88 ⇒ 12/91
4 RUNNER 3.4 4WD	5VZ-FE	09/98 ⇒ 11/02
4 RUNNER 3.4 i	5VZ-FE	11/95 ⇒ 03/96
AVALON 3.0 i [USA]	1MZ-FE	09/94 ⇒
AVENSIS 1.2.0	1AZ-FSE	10/00 ⇒ 02/03
AVENSIS 1.2.0 VVT-i	1AZ-FSE	10/00 ⇒ 02/03
CAMRY 2.0	1AZ-FE	08/01 ⇒ 11/06
CAMRY 2.2	5S-FE, 2AZ-FE	06/91 ⇒
CAMRY 2.4	2AZ-FE, 1MZ-FE	09/01 ⇒ 11/06
CAMRY 3.0	1MZ-FE, 1CD-FTV	06/91 ⇒ 11/06
CAMRY 3.0 24V	1MZ-FE	08/96 ⇒ 11/01
CAMRY 3.0 V6	1MZ-FE	08/96 ⇒ 11/01
CAMRY SOLARA I 2.2	5S-FE	06/98 ⇒ 11/02
CAMRY SOLARA I 3.0	1MZ-FE	06/98 ⇒ 11/02
CAMRY SOLARA II 2.4	2AZ-FE	07/03 ⇒ 11/08
CAMRY SOLARA II 3.0	1MZ-FE	07/03 ⇒ 11/08
CELICA V 2.2	5S-FE	10/89 ⇒ 12/94
CELICA VI 1.8 i 16V [USA] [CAN]	7A-FE	09/93 ⇒ 08/99
CELICA VI 2.2 GT	5S-FE	11/93 ⇒ 08/99
CELICA VII 1.8 16V TS	2ZZ-GE	08/99 ⇒ 09/05
CELICA VII 1.8 16V VT-i	1ZZ-FE	08/99 ⇒ 07/05
COROLLA IX 1.4 D	1ND-TV	07/04 ⇒ 02/07
COROLLA IX 1.4 D-4D	1ND-TV	06/04 ⇒ 10/06
COROLLA IX 1.4 D4-D	1ND-TV	06/04 ⇒ 10/07
COROLLA IX 1.6 VVT-i	3ZZ-FE	01/02 ⇒ 12/06
COROLLA IX 2.0 D-4D	1CD-FTV, 2KD-FTV	01/02 ⇒ 07/07
CRESSIDA 3.0	7M-GE	10/88 ⇒ 09/92
CRESSIDA 3.0 i	7M-GE	10/88 ⇒ 01/93
HIACE IV 2.5 D-4D	2KD-FTV, 2KD-FTV	11/01 ⇒
HIACE IV 2.5 D-4D 4WD	2KD-FTV, 1HD-T	08/01 ⇒
HILUX VI 2.5 D-4D	2KD-FTV	11/01 ⇒ 07/05
HILUX VI 2.5 D-4D 4WD	2KD-FTV	11/01 ⇒ 07/05
LAND CRUISER 80 4.2 TD	1HD-T, 3S-GE	01/90 ⇒ 12/97
LAND CRUISER 80 4.5	1FZ-FE	08/92 ⇒ 01/98
LAND CRUISER 80 4.5 24V	1FZ-FE	08/92 ⇒ 12/97
LAND CRUISER 90 2.7	3RZ-FE	04/95 ⇒ 07/02
LAND CRUISER 90 3.0 D-4D 4WD	1KD-FTV	08/00 ⇒ 08/02
LAND CRUISER 90 3.0 TD	1KZ-TE	04/96 ⇒ 12/02
LAND CRUISER 90 3.4 i 24V	5VZ-FE	03/96 ⇒ 12/02
LAND CRUISER 100 4.2 TDi	1HD-FTE	01/98 ⇒ 07/08
LAND CRUISER 100 4.7	2UZ-FE	01/98 ⇒ 08/07
LAND CRUISER 4.2 TDi	1HD-FTE	01/98 ⇒ 07/03
MARK 2.2	5S-FE	01/97 ⇒ 12/02
MR 2 II 2.0	3S-FE	12/89 ⇒ 08/92
MR 2 II 2.0 16V	3S-GE, 2AZ-FE	12/89 ⇒ 09/99
MR 2 II 2.0 Turbo	3S-GTE	12/89 ⇒ 07/99
MR 2 II 2.2 16V	5S-FE	01/90 ⇒ 06/95
MR 2 III 1.8 16V VT-i	1ZZ-FE	10/99 ⇒ 06/07
PASEO 1.5 EFi	5E-FE	01/97 ⇒ 07/99
PREVIA II 2.0 D-4D	1CD-FTV	03/01 ⇒ 01/06
PREVIA II 2.4	2AZ-FE, 2JZ-GTE	02/00 ⇒ 02/06
PREVIA II 2.4 4WD	2AZ-FE	02/00 ⇒ 01/06
PRIUS I 1.5 Hybrid	1NZ-FXE	05/00 ⇒ 01/04
RAV 4 II 2.0 4WD	1AZ-FE	05/00 ⇒ 11/05
RAV 4 II 2.0 D 4WD	1CD-FTV	05/01 ⇒ 11/05
RAV 4 II 2.4 4WD	2AZ-FE	08/03 ⇒ 11/05
RAV 4 II 2.4 VVTi [ExtraEU]	2AZ-FE	08/00 ⇒ 11/05
SUPRA 3.0 24V [NATO]	2JZ-GE	05/93 ⇒ 08/98
SUPRA 3.0 i	2JZ-GE	05/93 ⇒ 07/02
SUPRA 3.0 i Bi-Turbo	2JZ-GTE, 22R	05/93 ⇒ 07/02
T100 2.7 i [USA]	3RZFE	10/93 ⇒ 07/98
T100 3.0 i [USA]	3VZE	08/92 ⇒ 08/94
T100 3.4 i [USA]	5VZFE	08/94 ⇒ 07/98
TACOMA 2.4 i [USA]	2RZFE	01/95 ⇒
TACOMA 2.7 i [USA]	3RZFE	02/98 ⇒
TACOMA 3.4 i [USA]	5VZFE	01/95 ⇒
TARAGO MPV / SPACE 2.0 TDi	1CD-FTV	10/03 ⇒ 12/05
TARAGO MPV / SPACE 2.4 VVTi	2AZ-FE	02/00 ⇒ 12/05
TRUCK 2.4 i [USA]	22R, 1S2-FE	01/88 ⇒
TRUCK 3.0 i [USA]	3VZ-E	01/91 ⇒
TUNDRA 3.4 i 24V [USA]	5VZFE	02/99 ⇒
TUNDRA 4.7 i 32V [USA]	2UZFE	02/99 ⇒
YARIS I 1.0	1S2-FE, 1ND-TV	03/03 ⇒ 09/05
YARIS I 1.4 D-4D	1ND-TV, KFY(TU3FJ2)	10/01 ⇒ 10/05
YARIS VERSO 1.4 D4d	1ND-TV	10/01 ⇒ 09/05
YARIS VERSO 1.4 D-4D	1ND-TV	10/01 ⇒ 09/05

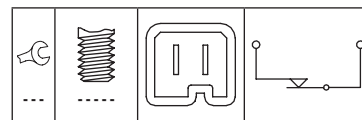


BRAKE/CLUTCH PEDAL SWITCHES

Adatt./Suitable:

CITROËN
4534.21
4534.52
96 040 821**FIAT**
9604082180
9653868480**LANCIA**
9604082180
9653868480**PEUGEOT**
4534 35
4534 52
4534.21
96 040 821

MARKET DIFFUSION: HIGH

**CITROËN**

AX 1.3 Sport	M4A	04/87 ⇒ 12/88
AX 1.4 GTi	KFY(TU3FJ2), C1A	06/91 ⇒ 12/96
AX 10	C1A, H1A	07/86 ⇒ 12/98
AX 10 E	C3A	12/86 ⇒ 12/88
AX 11	H1A, K1A(TU3)	09/86 ⇒ 12/97
AX 11 4x4	H1A	06/91 ⇒ 07/92
AX 11 Cat	HAZ(TU1CP)	09/88 ⇒ 12/89
AX 14	K1A(TU3), K04	09/86 ⇒ 04/97
AX 14 4x4	KD4, K9A(TUD3)	06/91 ⇒ 12/96
AX 14 D	K9A(TUD3), VJY(TUD5)	09/88 ⇒ 12/97
AX 15 D	VJY(TUD5), HDZ(TU1M)	08/94 ⇒ 12/97
BERLINGO I 0.0 Electric	SA18	05/00 ⇒ 10/02
BERLINGO I 1.1 BiFuel	TU1M+	07/96 ⇒ 10/02
BERLINGO I 1.1 i	HDZ(TU1M), TU32	07/96 ⇒ 05/08
BERLINGO I 1.4	TU32, KFW(TU3JP)	07/96 ⇒ 10/02
BERLINGO I 1.4 BiFuel	TU3JP	07/96 ⇒ 10/02
BERLINGO I 1.4 Bivalent	TU3JPCNG	11/02 ⇒ 12/11
BERLINGO I 1.4 i	KFW(TU3JP), KFW(TU3JP)	07/96 ⇒ 12/11
BERLINGO I 1.4 i bivalent	KFW(TU3JP), NFU(TU5JP4)	04/03 ⇒ 10/08
BERLINGO I 1.6 16V	NFU(TU5JP4), A9A(XUD7)	10/00 ⇒ 12/11
BERLINGO I 1.8 D	A9A(XUD7), LFX(XU7JB)	07/96 ⇒ 10/02
BERLINGO I 1.8 i	LFX(XU7JB), DW8	05/97 ⇒ 10/02
BERLINGO I 1.8 i 4WD	LFX(XU7JB)	04/97 ⇒ 10/01
BERLINGO I 1.9	DW8, D9B(XUD9A/L)	07/96 ⇒ 04/99
BERLINGO I 1.9 D	D9B(XUD9A/L), WJY(DW8B)	07/96 ⇒ 12/03
BERLINGO I 1.9 D 4WD	WJY(DW8B), DW8	07/98 ⇒ 10/05
BERLINGO I 1.9 D 70	DW8, WJY(DW8B)	04/99 ⇒ 12/11
BERLINGO I 1.9 D 70 4WD	WJY(DW8B), DW10TD	07/98 ⇒ 03/06
BERLINGO I 2.0 HDi	DW10TD	08/99 ⇒ 10/05
BERLINGO I 2.0 HDi 90	DW10TD, --	12/99 ⇒ 12/11
BERLINGO I 2.0 HDi 90 4WD	RHY(DW10TD)	11/00 ⇒ 10/05
BERLINGO I Electric	SA18	01/98 ⇒ 12/05
BERLINGO I électrique	--, HFX(TU1JP)	01/00 ⇒ 10/02
BERLINGO II 1.4	TU3JP	06/08 ⇒ 12/11
BERLINGO II 1.9	DW8B	06/08 ⇒ 12/11
C3 I 1.1 i	HFX(TU1JP), 8HY(DV4TED4)	02/02 ⇒
C3 I 1.4 16V	KFU(ET3J4)	12/03 ⇒
C3 I 1.4 16V HDi	8HY(DV4TED4), 8HX(DV4TD)	02/02 ⇒
C3 I 1.4 HDi	8HX(DV4TD), KFY(TU3JP)	02/02 ⇒
C3 I 1.4 i	KFY(TU3JP), KFY(TU3JP)	02/02 ⇒
C3 I 1.4 i Bivalent	KFY(TU3JP), N6A(TU5JP4)	02/02 ⇒
C3 I 1.6 16V	N6A(TU5JP4), 6FZ(EW7J4)	02/02 ⇒
CS I 1.8 16V	6FZ(EW7J4), EW10J4	03/01 ⇒ 08/04
CS I 2.0 16V	EW10J4, EW10D	03/01 ⇒ 08/04
CS I 2.0 16V HPi	EW10D, DW10	03/01 ⇒ 08/04
CS I 2.0 HDi	DW10, 4HX(DW12TED4/FAP)	03/01 ⇒ 08/04
CS I 2.2 HDi	4HX(DW12TED4/FAP), ES9J4S	03/01 ⇒ 08/04
CS I 3.0 Carlsson	XFX(ES9J4S)	09/03 ⇒ 08/04
CS I 3.0 V6	ES9J4S, EW10J4	03/01 ⇒ 08/04

CITROËN		
C8 2.0	EW10J4, EW10A	07/02 →
C8 2.0 16V	EW10A, DW10ATED4	09/05 →
C8 2.0 HDi	DW10ATED4, RHD(DW10CB)	07/02 →
C8 2.0 HDi 135	RHD(DW10CB), RHE(DW10CTED4)	03/06 →
C8 2.0 HDi 165	RHE(DW10CTED4), 3FZ(EW12J4)	03/06 →
C8 2.2	3FZ(EW12J4), 4HP(DW12BTE4)	07/02 →
C8 2.2 HDi	4HP(DW12BTE4), XFW(E59J4S)	07/02 →
C8 3.0 V6	XFW(E59J4S), DW10ATED	07/02 →
JUMPY 1.2.0 HDi 110	DW10ATED, DW10BTED	03/00 → 10/06
JUMPY 1.2.0 HDi 95	DW10BTED, TU9M	10/99 → 10/06
SAXO 1.0	TU9M, CDZ(TU9M)	10/97 → 06/03
SAXO 1.0 X	CDZ(TU9M), HDZ(TU1M)	05/96 → 11/98
SAXO 1.1 BiFuel	TU1M+	07/00 → 06/03
SAXO 1.1 X, SX	HDZ(TU1M), KFW(TU3JP)	05/96 → 09/03
SAXO 1.4 VTS	KFW(TU3JP), TUD5	05/96 → 06/03
SAXO 1.5 D	TUD5, NFT(TU5JP)	09/00 → 04/04
SAXO 1.6	NFT(TU5JP), NFZ(TU5JP)	02/01 → 04/04
SAXO 1.6 VTL, VTR	NFZ(TU5JP), NFT(TU5JP)	05/96 → 06/03
SAXO 1.6 VTR	NFX(TU5JP4)	05/96 → 07/99
SAXO 1.6 VTS	NFT(TU5JP), NFV(TU5JP)	09/00 → 09/03
SAXO Electric	SA13	11/96 → 06/03
XSARA PICASSO 1.6	NFV(TU5JP), N6A(TU5JP4)	06/02 →
XSARA PICASSO 1.6 16V	N6A(TU5JP4), 6FZ(EW7J4)	03/05 →
XSARA PICASSO 1.8 16V	6FZ(EW7J4), EW10J4	02/00 →
XSARA PICASSO 2.0 16V	EW10J4, DW10TD	01/03 →
XSARA PICASSO 2.0 HDi	DW10TD, H1A	12/99 →
ZX 1,1	H1A, HDZ(TU1M)	03/91 → 08/93
ZX 1.1	HDZ(TU1M), K9Y(TUD3Y)	03/91 → 06/97
ZX 1.4	KDZ(TU3M/Z)	03/91 → 06/97
ZX 1.4 D	K9Y(TUD3Y), KDX(TU3M/Z)	07/94 → 10/97
ZX 1.4 i	KDX(TU3M/Z), BDY(XU5M)	03/91 → 10/97
ZX 1.5 D	TUD5	06/96 → 02/98
ZX 1.6	BDY(XU5M), BDY(XU5M)	07/94 → 10/97
ZX 1.6 i	BDY(XU5M), LFY(XU7JP4)	03/91 → 10/97
ZX 1.8	LFY(XU7JP4), D6E(XU9JA)	07/94 → 10/97
ZX 1.8 D	161A(XUD7)	06/93 → 10/97
ZX 1.8 i	LFZ(XU7JP)	07/92 → 10/97
ZX 1.8 i 16V	LFY(XU7JP4)	01/96 → 02/98
ZX 1.9	D6E(XU9JA), D9B(XUD9A/U)	03/91 → 06/97
ZX 1.9 D	D9B(XUD9A/U), DKZ(XU9JA)	03/91 → 10/97
ZX 1.9 i	DKZ(XU9JA), RFS(XU10J4RS)	03/91 → 06/97
ZX 1.9 TD	DHY(XUD9TE/Y)	07/92 → 10/97
ZX 2.0	RFS(XU10J4RS), RFX(XU10J2C)	07/94 → 10/97
ZX 2.0 i	RFX(XU10J2C), RFS(XU10J4RS)	07/92 → 10/97
ZX 2.0 i 16V	RFS(XU10J4RS), RFN	07/92 → 10/97

FIAT		
ULYSSE II 2.0	RFN, RHK	08/02 → 06/11
ULYSSE II 2.0 D Multijet	RHK, RHM	05/06 → 06/11
ULYSSE II 2.0 JTD	RHM, 4H01	08/02 → 08/06
ULYSSE II 2.2 D Multijet	4H01, 4HW	10/07 →
ULYSSE II 2.2 JTD	4HW, RFN	08/02 → 08/06
ULYSSE II 3.0	XFW	08/02 → 06/11

LANCIA		
PHEDRA 2.0	RFN, RHK	09/02 → 11/10
PHEDRA 2.0 D Multijet	RHR(DW10BTED4)	07/06 → 11/10
PHEDRA 2.0 JTD	RHK, 4H01	09/02 → 11/10
PHEDRA 2.2 D Multijet	4HS	03/08 → 11/10
PHEDRA 2.2 JTD	4H01, ES9J4S	09/02 →
PHEDRA 3.0 V6	ES9J4S, CDY(TU9M)	09/02 →

PEUGEOT		
106 I 1.0	CDY(TU9M), TUD5	04/96 → 03/01
106 I 1.5 D	TUD5, CDY(TU9M)	05/96 → 03/01
106 I Electric	SA13	04/94 →
106 II 1.0 i	CDY(TU9M), HDY(TU1M)	05/96 → 10/99
106 II 1.1	H1B(TU1)	04/96 →
106 II 1.1 BiFuel	TU1M+	04/96 → 03/01
106 II 1.1 i	HDY(TU1M), KFW(TU3JP)	05/96 → 07/04
106 II 1.4 i	KFW(TU3JP), TUD5	05/96 → 07/04
106 II 1.5 D	TUD5, NFW(TU5J2)	05/96 → 07/04
106 II 1.6 i	NFW(TU5J2), NFX(TU5J4)	05/96 → 10/99
106 II 1.6 S16	NFX(TU5J4), HFX(TU1JP)	05/96 → 07/04
106 II Electric	SA13	04/96 → 07/04
206 1.0 i 16V	D4D	06/01 → 12/05
206 1.1	HFX(TU1JP), HFX(TU1JP)	08/98 →
206 1.1 i	HFX(TU1JP), KFW(TU3JP)	09/98 →
206 1.4	KFW(TU3JP), 8HX(DV4TD)	08/98 →
206 1.4 HDi	8HX(DV4TD), 8HX(DV4TD)	09/01 →
206 1.4 HDi eco 70	8HX(DV4TD), K6C(TU3JP)	09/01 →
206 1.4 i	K6C(TU3JP), N6A(TU5JP4)	09/98 →

PEUGEOT		
206 1.6	NFU(TU5JP4)	09/98 → 12/08
206 1.6 16V	N6A(TU5JP4), DW8	09/00 →
206 1.6 BiFuel	TU5JP4	07/00 → 04/09
206 1.6 i	NFZ(TU5JP)	09/98 → 12/00
206 1.6 LPG	NFU(TU5JP4)	07/02 →
206 1.9	DW8, DW8	08/98 → 03/04
206 1.9 D	DW8, EW10J4	09/98 → 05/07
206 2.0 16V	EW10J4, DW10TD	07/02 → 02/07
206 2.0 HDi	DW10TD, DW10TD	07/02 →
206 2.0 HDi 90	DW10TD, EW10J4	12/99 →
206 2.0 S16	EW10J4, K6D(TU3JP)	04/99 →
307 1.4	K6D(TU3JP), 8HX(DV4TD)	08/00 →
307 1.4 HDi	8HX(DV4TD), N6A(TU5JP4)	10/01 →
307 1.4 HDi 70	8HZ(DV4TD)	03/02 → 06/05
307 1.6 16V	N6A(TU5JP4), EW10J4	08/00 →
307 2.0	EW10J4, EW10J4	03/02 → 06/05
307 2.0 16V	EW10J4, DW10ATED	08/00 →
307 2.0 HDi 110	DW10ATED, DW10TD	08/00 →
307 2.0 HDi 90	DW10TD, 6FZ(EW7J4)	08/00 →
406 1.6	BFZ(XU5JP)	11/95 → 05/04
406 1.8	LFX(XU7JB)	05/97 → 10/04
406 1.8 16V	6FZ(EW7J4), EW7J4	10/00 → 10/04
406 1.8 BiFuel	EW7J4, DHX(XUD9TE)	09/00 → 05/04
406 1.9 D	DHW(XUD9SD)	10/96 → 10/04
406 1.9 TD	DHX(XUD9TE), EW10J4	01/96 → 10/04
406 2.0 16V	EW10J4, DW10ATED	08/00 → 12/04
406 2.0 16V HPI	RLZ(EW10D)	05/01 → 10/04
406 2.0 HDi	DW10ATED, DW10ATED	06/98 → 06/04
406 2.0 HDi 110	DW10ATED, 3FZ(EW12J4)	08/01 → 10/04
406 2.0 HDi 90	RHY(DW10TD)	02/99 → 10/04
406 2.0 Turbo	RGX(XU10J2TE)	04/96 → 10/04
406 2.1 TD 12V	P8C(XUD11BTE)	01/96 → 10/04
406 2.2	3FZ(EW12J4), 4HX(DW12TED4/FAP), ES9J4	07/00 → 12/04
406 2.2 HDi	4HX(DW12TED4/FAP), ES9J4	03/00 → 12/04
406 3.0 24V	ES9J4, ES9J4S	10/96 → 10/04
406 3.0 V6	ES9J4S, ES9J4	03/00 → 12/04
406 3.0 V6 24V	ES9J4, EW10J4	03/97 → 12/04
607 2.0	EW10J4, DW10ATED	02/00 → 08/05
607 2.0 HDi	DW10ATED, 3FZ(EW12J4)	05/00 → 09/05
607 2.2 16V	3FZ(EW12J4), 4HX(DW12TED4/FAP)	02/00 → 08/05
607 2.2 HDi	4HX(DW12TED4/FAP), ES9J4S	02/00 → 02/06
607 3.0 V6 24V	ES9J4S, EW10J4	02/00 → 07/11
807 2.0	EW10J4, EW10A	06/02 →
807 2.0 16V	EW10A, DW10ATED4	09/05 →
807 2.0 HDi	DW10ATED4, 3FZ(EW12J4)	06/02 →
807 2.2	3FZ(EW12J4), 4HT(DW12BTE4)	06/02 →
807 2.2 HDi	4HT(DW12BTE4), ES9J4S	06/02 →
807 3.0 V6	ES9J4S, DW8	06/02 →
EXPERT I 1.6	220A2000	02/96 → 09/00
EXPERT I 1.8	XU7JP	10/96 → 09/00
EXPERT I 1.9 D	DW8, DW8	02/96 → 12/98
EXPERT I 1.9 D 70	DW8, D8B(XUD9TE)	12/98 → 12/06
EXPERT I 1.9 TD	D8B(XUD9TE), EW10J4	02/96 → 05/98
EXPERT I 2.0	EW10J4, DW10ATED	07/00 → 12/06
EXPERT I 2.0 HDi	DW10ATED, DW10ATED4	07/00 → 12/06
EXPERT I 2.0 HDi 16V	DW10ATED4, HDY(TU1M)	07/00 → 12/06
EXPERT II 1.6 HDi 90 16V	DV6UTED4	01/07 →
EXPERT II 2.0 16V	EW10A	01/07 →
EXPERT II 2.0 HDi 120	DW10UTED4	01/07 →
EXPERT II 2.0 HDi 140	DW10BTED4	01/07 →
EXPERT II 2.0 HDi 165	DW10CTED4	09/09 →
EXPERT II TEPEE 1.6 HDi 90 16V	DV6UTED4	01/07 →
EXPERT II TEPEE 2.0 16V	EW10A	01/07 →
EXPERT II TEPEE 2.0 HDi 120	DW10UTED4	01/07 →
EXPERT II TEPEE 2.0 HDi 140	DW10BTED4	01/07 →
PARTNER I 1.1	HDY(TU1M), KFW(TU3JP)	06/96 →
PARTNER I 1.1 BiFuel	TU1M+	06/96 → 08/00
PARTNER I 1.4	KFW(TU3JP), NFU(TU5JP4)	06/96 → 12/15
PARTNER I 1.6	NFU(TU5JP4), NFU(TU5JP4)	09/00 → 05/08
PARTNER I 1.6 16V	NFU(TU5JP4), NFU(TU5JP4)	07/01 → 03/08
PARTNER I 1.6 Bioflex	TU5JP4	09/00 → 10/02
PARTNER I 1.6 Flexfuel	NFU(TU5JP4), LFX(XU7JB)	09/00 → 10/02
PARTNER I 1.8	LFX(XU7JB), 161A(XUD7)	03/97 → 12/03
PARTNER I 1.8 D	161A(XUD7), DJY(XUD9A)	06/96 →
PARTNER I 1.9 D	DJY(XUD9A), DW10TD	05/96 → 07/08
PARTNER I 2.0 HDi	DW10TD, HDY(TU1M)	02/00 → 07/08
PARTNER I Electric	ELSA18	04/96 → 12/02
RANCH 1.1	HDY(TU1M), KSA(TU3.2)	06/96 →
RANCH 1.4	KSA(TU3.2), N6A(TU5JP4)	06/96 →
RANCH 1.6 16V	N6A(TU5JP4), 161A(XUD7)	07/01 →

PEUGEOT		
RANCH 1.8	LFX(XU7JB)	05/97 →
RANCH 1.8 D	161A(XUD7), D9B(XUD9A)	06/96 →
RANCH 1.9 D	D9B(XUD9A), F18B2	06/96 →
RANCH 2.0 HDi	RHY(DW10TD)	02/00 →

7.1092

3

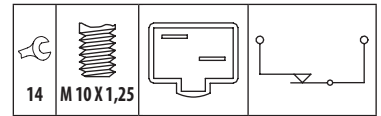
BRAKE/CLUTCH PEDAL SWITCHES

Adatt./Suitable:

HONDA

35350-SK3-G01
35350-SK4-E00
35350-SK4-E01

ROVER

XKB10001
XKB10003

HONDA

ACCORD 1.6	D16B7	10/98 → 12/01
ACCORD V 2.0 i LS	F2021	02/96 → 10/98
ACCORD V 2.2	F2222	04/96 → 12/97
ACCORD V 2.2 16V	F2221	01/96 → 09/98
ACCORD V 2.2 i VTEC	F2222	02/96 → 10/98
ACCORD VI 1.6	D16B6	12/99 → 12/02
ACCORD VI 1.6 16V	D16B7	10/01 →
ACCORD VI 1.6 i	D16B6	10/98 → 12/02
ACCORD VI 1.6 LS	D16B7	10/98 → 12/02
ACCORD VI 1.8 16V Vtec	F18B2, F18B2	04/99 →
ACCORD VI 1.8 i	F18B2, D14A7	10/98 → 12/02
ACCORD VI 1.8 i 16V Vtec	F18B4	11/98 → 12/99
ACCORD VI 2.0 16V Vtec	F20B6	04/99 →
ACCORD VI 2.2 Type-R	H22A7	02/99 → 12/02
ACCORD VI 2.3	F2325	11/00 → 06/03
ACCORD VI 2.3 i 16V Vtec	F2325	11/00 →
CIVIC 1.4	D14A7, D16B2	02/98 → 12/99
CIVIC 1.4 BiFuel	D14A8	04/98 → 02/01
CIVIC 1.5 Vtec	D1528	02/98 → 03/00
CIVIC 1.6	D16B2, D14A2	02/98 → 03/01
CIVIC 1.6 [ExtraEU]	D16V2	11/95 → 12/96
CIVIC 1.8 Vtec	B18C4	04/98 → 02/01
CIVIC VI 1.4 16V	D14A7	01/97 → 02/01
CIVIC VI 1.4 i	D14A2, D14A2	06/95 → 02/01
CIVIC VI 1.4 i S	D14A2, D14A4	11/95 → 02/01
CIVIC VI 1.4 LPG	D14A4, D14Z3	01/97 → 02/01
CIVIC VI 1.4i	D14A6	01/99 →
CIVIC VI 1.4i 16V	D14Z3, D16W4	11/98 → 12/00
CIVIC VI 1.4i 16V Vtec	D14Z4	01/99 →
CIVIC VI 1.5	D1523	11/95 → 12/96
CIVIC VI 1.5 16V	D1528	01/97 → 02/01
CIVIC VI 1.5 i	D1528	11/95 → 02/01
CIVIC VI 1.5 i Vtec-E	D1523	09/94 → 01/97
CIVIC VI 1.6	D16W4, D16B2	10/95 → 10/00
CIVIC VI 1.6 16V	D16B2, D14A1	01/97 → 02/01
CIVIC VI 1.6 i	D16V3	09/94 → 01/97
CIVIC VI 1.6 i Vtec	D16V2	09/94 → 01/97
CIVIC VI 1.6i 16V	D16W3	11/98 → 12/00
CIVIC VI 1.8 16V	B18C4	01/97 → 02/01
CIVIC VI 1.8 i 16V VTi Vtec	D18C4	01/97 → 12/98
CONCERTO 1.4	D14A1, D16A8	08/89 → 10/92
CONCERTO 1.5 i	--	01/90 → 12/91
CONCERTO 1.5 i 16V	D15B2	08/89 → 05/95
CONCERTO 1.6 16V	D1622	08/89 → 03/95
CONCERTO 1.6 i 16V	D16A8, 14K2A	08/89 → 03/95
CONCERTO 1.6i	D16A	01/90 → 12/91
CONCERTO 1.6i DOHC	--	01/90 → 12/91
CONCERTO 1.6i SOHC	--	01/90 → 12/91

MG

MG ZR 2.0 TD	20T2N	06/01 → 04/05
--------------	-------	---------------

ROVER

200 II 214	14K2A, 14K4C	09/93 → 12/95
200 II 214 1.4	14K4C, 14K4C	01/92 → 11/99
200 II 214 1.4i 16V	14K4F	01/93 → 11/99
200 II 214 GSi/Si	14K4C, 14K4C	01/90 → 10/95

ROVER		
200 II 214 Si/Gsi	14K4C, D16A7	10/89 ⇒ 10/95
200 II 216	D16A8	10/92 ⇒ 06/99
200 II 216 1.6i	D16A8	01/92 ⇒ 11/99
200 II 216 GSi	D16A7, D16A8	10/89 ⇒ 12/95
200 II 216 GTi	D16A8, 20M4F	01/90 ⇒ 10/95
200 II 218	18K4K	03/96 ⇒ 03/00
200 II 218 D	XUD9	09/91 ⇒ 10/95
200 II 218 TD	XUD7TE	09/91 ⇒ 10/95
200 II 220 16V	--	01/92 ⇒ 12/95
200 II 220 GSi	20T4H	05/94 ⇒ 06/99
200 II 220 GTi	20M4F, 16K4F	09/91 ⇒ 10/95
200 II 220 Turbo	20T4G	10/92 ⇒ 06/99
400 I 1.6 i	16K4F, 14K4C	05/94 ⇒ 11/98
400 I 1.8 TD	XUD7TE	09/93 ⇒ 11/98
400 I 2.0 i	20T4H	05/94 ⇒ 11/98
400 I 414	14K4C	01/93 ⇒ 04/95
400 I 414 GSI/SI	14K4C, 425SL1RR	04/90 ⇒ 04/95
400 I 414 GSI/SI Cat	14K4F	10/92 ⇒ 04/95
400 I 416 GSI	D1622	04/90 ⇒ 04/95
400 I 416 GSI/GSE	D16A7	04/90 ⇒ 04/95
400 I 416 GTi	D16A8	04/90 ⇒ 04/95
400 I 416 GTi/GTE	D16A9	04/90 ⇒ 04/95
400 I 418 D	XUD9	09/91 ⇒ 04/95
400 I 418 TD	XUD7TE	09/91 ⇒ 04/95
400 I 420 16V	--	01/91 ⇒ 12/92
400 I 420 GSI/SLI/GTi/Vite	20T4H	01/93 ⇒ 04/95
400 I 420 GTi/GSi/Vitesse	20M4F	02/92 ⇒ 04/95
400 I 420 Turbo	20T4G	01/93 ⇒ 04/95
400 II 416 Si	D16V2	03/95 ⇒ 03/00
400 II 420 Si Lux	20T4H	12/95 ⇒ 03/00
600 618 i/Si	F18A3	03/96 ⇒ 02/99
600 620 i	F20Z2	08/93 ⇒ 06/96
600 620 Si	F20Z1	08/93 ⇒ 02/99
600 620 Ti Vitesse	20T4G	05/94 ⇒ 08/98
600 623 Si	H23A3	08/93 ⇒ 06/99
800 820 16V Turbo	T16	11/91 ⇒ 02/99
800 820 I/Si	20T4H	01/91 ⇒ 02/99
800 820 Sport	20T4G	04/94 ⇒ 03/96
800 825 D/SD	425SL1RR, 425SL1RR	01/90 ⇒ 02/99
800 825 SD	425SL1RR, A13SM	09/93 ⇒ 02/99
800 825 Si	25K4F	04/96 ⇒ 02/99
800 825 Si Lux	25K4F	04/96 ⇒ 02/99
800 827 24V	C27A1	08/92 ⇒ 02/99
800 827 24V I/Si Cat	C27A1	01/92 ⇒ 02/99
800 827 Si/Sterling Catalytic-Conv	C27A1	02/88 ⇒ 02/99
800 827 Vitesse Catalytic-Conv	C27A1	10/88 ⇒ 12/91

7.1098



3

BRAKE/CLUTCH PEDAL SWITCHES

Adatt./Suitable:

CHEVROLET

96212027

DAEWOO

96212027

GENERAL MOTORS

90 307 473

96 212 027

HOLDEN

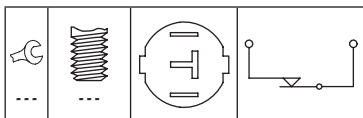
90307473

OPEL

12 40 596

1069 with automatic adjustment

- con regolazione automatica
- avec réglage automatique
- mit automatischer Nachstellung
- con reajuste automático



CHEVROLET

LANOS 1.3	--	01/97 ⇒
LANOS 1.5	A15SMS	11/05 ⇒
LANOS 1.6 16V	A16DMS	11/05 ⇒
LEGANZA 2.0	--	01/98 ⇒
LEGANZA 2.2	--	01/98 ⇒

DAEWOO

ASSOL 1.3	C14L	04/97 ⇒ 06/99
ASSOL 1.5	Y15L	04/97 ⇒ 06/99

DAEWOO

ASSOL 1.6	616L	02/98 ⇒ 06/99
KONDOR 2.0	X20SED	06/97 ⇒ 08/00
LANOS 1.3	A13SM, A15DMS	04/97 ⇒
LANOS 1.5	A15DMS, 616L	04/97 ⇒
LANOS 1.6	616L, T20SED	04/97 ⇒ 12/02
LANOS 1.6 16V	A16DMS	02/97 ⇒
LEGANZA 2.0	T20SED, 616L	06/97 ⇒ 12/02
LEGANZA 2.0 16V	T20SED	07/00 ⇒ 04/04
LEGANZA 2.2 16V	T22SED	04/99 ⇒ 12/02
NUBIRA 1.6	A16DMS	05/97 ⇒ 07/03
NUBIRA 1.6 16V	616L	05/97 ⇒
NUBIRA 1.2.0	Z20L	05/97 ⇒ 12/99
NUBIRA 1.2.0 16V	Z20L	06/98 ⇒ 05/99
ORION 1.6	616L, C20XE	06/98 ⇒ 08/00
ORION 2.0	Z20L	06/98 ⇒ 08/00
SENS 1.3	A13SM	04/01 ⇒ 05/05
SENS 1.6	A16DMS	04/01 ⇒ 05/05

HOLDEN

CALIBRA_YE 2.0i	C20NE	09/91 ⇒ 07/95
CALIBRA_YE 2.0i 16V	C20XE, C20XE	09/91 ⇒ 10/97
CALIBRA_YE 2.5i 24v	C25XE	08/95 ⇒ 10/97

OPEL

CALIBRA A 2.0 i	C20NE	08/89 ⇒ 12/96
CALIBRA A 2.0 i 16V	C20XE, C20XE	06/90 ⇒ 07/97
CALIBRA A 2.0 i 16V 4x4	C20XE, 16SV	06/90 ⇒ 07/97
CALIBRA A 2.0 i 4x4	C20NE	06/90 ⇒ 07/97
CALIBRA A 2.5 i V6	C25XE	04/93 ⇒ 07/97
VECTRA A 1.4 S	14NV	04/88 ⇒ 06/92
VECTRA A 1.6	16SV, C16NZ	09/88 ⇒ 07/93
VECTRA A 1.6 i	C16NZ, C16NZ	09/88 ⇒ 11/95
VECTRA A 1.6 i Cat	C16NZ, 17D	09/88 ⇒ 11/95
VECTRA A 1.6 S	16SV	09/88 ⇒ 05/93
VECTRA A 1.7 D	17D, 18SV	09/88 ⇒ 11/95
VECTRA A 1.7 TD	17DT(TC4EE1)	03/90 ⇒ 11/95
VECTRA A 1.8 i	18SV	09/88 ⇒ 10/90
VECTRA A 1.8 i Cat	C18NZ	03/90 ⇒ 11/95
VECTRA A 1.8 S	18SV, 20XEJ	09/88 ⇒ 10/90
VECTRA A 1.8 S 4x4	E18NVR	01/89 ⇒ 07/89
VECTRA A 2.0 i	Z0NE	09/88 ⇒ 10/90
VECTRA A 2.0 i 16V	20XEJ, C20XE	02/89 ⇒ 08/95
VECTRA A 2.0 i 16V 4x4	C20XE	08/89 ⇒ 11/95
VECTRA A 2.0 i 16V Cat	C20XE	02/90 ⇒ 11/95
VECTRA A 2.0 i 4x4	Z0NE	01/89 ⇒ 10/90
VECTRA A 2.0 i Cat	C20NE	09/88 ⇒ 11/95
VECTRA A 2.0 i Cat 4x4	C20NE	01/89 ⇒ 11/95
VECTRA A 2.5 CD 4x4	C25XE	08/92 ⇒ 08/95
VECTRA A 2.5 V6	C25XE	02/93 ⇒ 11/95
VECTRA A 2000 16V 4x4	20XEJ	01/89 ⇒ 10/90
VECTRA A 2000/GT 16V	20XEJ	01/89 ⇒ 06/94
VECTRA A 2000/GT 16V Cat	C20XE	02/90 ⇒ 11/95
VECTRA A 2000/GT 16V Cat 4x4	C20XE	02/90 ⇒ 11/95

VAUXHALL

CALIBRA 2.0 i	C20NE	06/90 ⇒ 07/97
CALIBRA 2.0 i 16V	C20XE, C20XE	06/90 ⇒ 07/97
CALIBRA 2.0 i 16V 4x4	C20XE, C25XE	06/90 ⇒ 07/97
CALIBRA 2.0 i 4x4	C20NE	06/90 ⇒ 07/97
CALIBRA 2.5 i V6	C25XE, 110F.000	04/93 ⇒ 07/97

7.1101



1

BRAKE/CLUTCH PEDAL SWITCHES

Adatt./Suitable:

ALFA ROMEO

105 00 45 200 00/00

FIAT

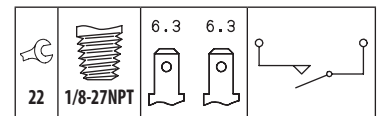
31331116
4165210
631331116

710 Hydraulic

- idraulico
- hydraulique
- hydraulisch
- hidráulico

710 Pressure [bar] : 5

- Pressione [bar] : 5
- Pression [bar] : 5
- Druck [bar] : 5
- Presión [bar] : 5



FIAT

500 0.5	110F.000, EW	01/60 ⇒ 12/75
500 0.6	--	08/68 ⇒ 01/76
600 0.6	--	03/55 ⇒ 05/61

7.1102



1

BRAKE/CLUTCH PEDAL SWITCHES

Adatt./Suitable:

BOSCH

0 344 004 018

VW

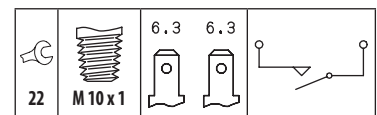

113 945 515 H

710 Hydraulic

- idraulico
- hydraulique
- hydraulisch
- hidráulico

710 Pressure [bar] : 5

- Pressione [bar] : 5
- Pression [bar] : 5
- Druck [bar] : 5
- Presión [bar] : 5



VW

CADDY I 1.5	JB	08/82 ⇒ 07/83
CADDY I 1.6	EW, JK	01/83 ⇒ 07/92
CADDY I 1.6 D	JK, EW	08/82 ⇒ 07/92
CADDY I 1.8	JH	08/85 ⇒ 07/92
DERBY 1.0	GL	10/81 ⇒ 12/84
DERBY 1.1	HB	02/77 ⇒ 09/81
DERBY 1.3	HH	02/77 ⇒ 09/81
GOLF I 1.3	HK	08/83 ⇒ 07/86
GOLF I 1.6	EW, 2H	08/83 ⇒ 04/92
GOLF I 1.8	2H, 1S	08/82 ⇒ 04/93
LT I 2.4	DL	12/82 ⇒ 07/92
LT I 2.4 4WD	DL	12/82 ⇒ 07/92
LT I 2.4 D	1S, 1G	12/78 ⇒ 06/96

VW			
LT I 2.4 D 4WD	DW	01/79 → 03/86	
LT I 2.4 i	1E	08/89 → 06/96	
LT I 2.4 TD	1G, AAK	12/82 → 06/96	
LT I 2.4 TD 4WD	DV	08/78 → 07/92	
LT I 2.4 TD Syncro	ACL	08/92 → 04/96	
PASSAT II 1.3	EU	08/80 → 07/86	
PASSAT II 1.6	DT	08/80 → 03/88	
PASSAT II 1.9	WN	01/81 → 07/83	
POLO II 1.0	AAK, 3F	10/81 → 09/94	
POLO II 1.0 Cat	AAK	08/89 → 09/94	
POLO II 1.1	HB	10/81 → 09/89	
POLO II 1.3	3F, 2G	10/81 → 09/94	
POLO II 1.3 Cat	2G, GF	07/87 → 09/94	
POLO II 1.3 D	MN	08/86 → 08/90	
POLO II 1.3 G40	PY	01/87 → 08/90	
QUANTUM 2.1	--	01/81 → 12/84	
SCIROCCO I 1.1	FA	08/74 → 07/79	
SCIROCCO I 1.3	GF	08/79 → 07/80	
SCIROCCO I 1.5	JB	08/77 → 07/80	
SCIROCCO II 1.3	GF, EW	08/80 → 07/84	
SCIROCCO II 1.6	EW, DX	08/80 → 12/89	
SCIROCCO II 1.6 D	CR	01/80 → 12/81	
SCIROCCO II 1.8	DX, CG10DE	08/82 → 07/92	

7.1105



3

BRAKE/CLUTCH PEDAL SWITCHES

Adatt./Suitable:

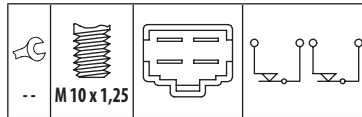
GENERAL MOTORS

96 063 091

SUZUKI

37740-61B00

37740-61B00-000



SUZUKI

GRAND VITARA I 2.0	J20A	08/98 → 12/00
GRAND VITARA I 2.0 4x4	J20A	04/98 → 08/05
GRAND VITARA I 2.0 TD 4x4	RF	03/98 → 07/03
SIDEKICK 1.6i [USA]	--, --	01/91 →
SWIFT III 1.3 [USA]	--	06/95 → 05/01
SWIFT I / II / III 1.3 GTi	G13B	03/89 → 05/01
SWIFT I / II / III 1.3 GTi DOHC	G13B	10/89 → 12/95
SWIFT I / II / III 1.3i SOHC [USA]	--, G16A(8V)	01/89 → 12/94
VITARA I 1.6	G16A(8V), G16A(8V)	07/88 → 03/98
VITARA I 1.6 Trazione integrale	G16A(8V), 182A4.000	07/88 → 03/98
VITARA II 1.6i [USA]	--	08/99 → 12/06
VITARA II 2.0i [USA]	--	08/99 →

7.1107



3

BRAKE/CLUTCH PEDAL SWITCHES

Adatt./Suitable:

FIAT

46423232

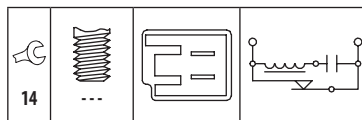
46541912

7782396

LANCIA

46541912

7782396



FIAT

BRAVA 1.4	182A5.000	10/95 → 10/01
BRAVA 1.4 12 V	182A3.000	10/95 → 08/98
BRAVA 1.6 16V	182A4.000, 182A7.000	10/95 → 12/02
BRAVA 1.8 GT 16V	182A2.000	10/95 → 08/01
BRAVA 1.9	160A7.000	10/95 → 05/97
BRAVA 1.9 JTD	182A7.000, 182A7.000	09/00 → 10/01
BRAVA 1.9 TD 100 S	182A7.000, 182A3.000	03/96 → 10/01
BRAVA 1.9 TD 75 S	182A8.000	03/96 → 10/01
BRAVO I 1.2 16V 80	182B2.000	12/98 → 10/00
BRAVO I 1.4	182A3.000, 182A4.000	10/95 → 10/01
BRAVO I 1.6 16V	182A4.000, 182A7.000	10/95 → 10/01
BRAVO I 1.8 GT	182A2.000	10/95 → 10/01
BRAVO I 1.9	160A7.000	10/95 → 05/97
BRAVO I 1.9 JTD	182A7.000, 182A7.000	09/00 → 10/01
BRAVO I 1.9 JTD 105	182B4.000	12/98 → 10/01
BRAVO I 1.9 TD 100 S	182A7.000, 182A1.000	03/96 → 10/01
BRAVO I 1.9 TD 75 S	182A8.000	03/96 → 10/01

7.1104



3

BRAKE/CLUTCH PEDAL SWITCHES

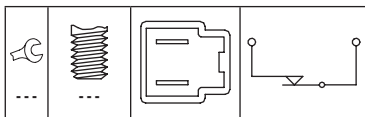
Adatt./Suitable:

NISSAN

25320-70J00

¹⁰⁶⁹with automatic adjustment

- con regolazione automatica
- avec réglage automatique
- mit automatischer Nachstellung
- con reajuste automático



NISSAN

MICRA II 1.0i 16V	CG10DE, GA16DE	09/00 → 02/03
MICRA II 1.3i 16V	CG13DE	08/92 → 09/00
MICRA II 1.5 D	TD15	02/98 → 02/03
PRIMERA I 1.6	GA16DE, GA16DE	06/90 → 01/96
PRIMERA I 2.0	SR20DE	06/90 → 04/93
PRIMERA I 2.0 16V	SR20DI	06/90 → 01/96
PRIMERA I 2.0 16V 4x4	SR20DI	04/91 → 06/96
PRIMERA I 2.0 GT	SR20DE	06/90 → 01/96
PRIMERA I 2.0 GT 4x4	SR20DE	03/91 → 04/93
PRIMERA I 2.0i	SR20DE	01/95 → 06/96
PRIMERA II 1.6	GA16DE	04/98 → 12/01
PRIMERA II 1.6 16V	GA16DE, GA16DE	06/96 → 07/02
PRIMERA II 1.6 LPG	GA16DE, SR20DE	09/96 → 07/02
PRIMERA II 2.0	SR20DE, SR20De	06/96 → 12/01
PRIMERA II 2.0 16V	SR20DE, SR20DE	06/96 → 07/02
PRIMERA II 2.0 GT	SR20DEH	10/97 → 06/99
PRIMERA II 2.0 LPG	SR20DE, --	06/96 → 07/02
PRIMERA II 2.0 TD	CD20T	09/96 → 07/02



BRAKE/CLUTCH PEDAL SWITCHES

Adatt./Suitable:

ALFA ROMEO

46433243
60812838
60813513
60814623
82483048

1069 with automatic adjustment
• con regolazione automatica
• avec réglage automatique
• mit automatischer Nachstellung
• con reajuste automático

CITROËN

4534 29

FIAT

46433243
46519703
60662905
82483048

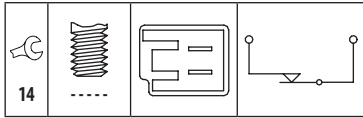
LANCIA

46433243
60662905
82483048

PEUGEOT

4534 29

MARKET DIFFUSION: MEDIUM

**ALFA ROMEO**

145 1.4 i.e. 16V T.S.	AR33503	12/96 → 01/01
145 1.6 16V T.S.	AR32102	09/97 → 12/00
145 1.6 i.e. 16V T.S.	AR32102, AR33601	12/96 → 01/01
145 1.6 LPG	AR32102	01/98 → 01/01
145 1.8 i.e. 16V T.S.	AR67106	12/96 → 12/98
145 1.8 i.e. 16V T.S. [BRA]	AR67199	10/96 → 02/99
145 1.8 Twin Spark iE	AR32201	03/98 → 01/01
145 1.9 JTD	AR32302	02/99 → 01/01
145 1.9 TD	AR33601, AR32102	10/94 → 02/99
145 2.0	AR32301	03/98 → 01/01
145 2.0 16V T.S.	AR67204	03/98 → 01/01
145 2.0 16V T.SPARK [BRA]	AR67299	10/96 → 02/99
146 1.4 i.e. 16V T.S.	AR33503	11/96 → 01/01
146 1.6 16V T.S.	AR32102	09/97 → 12/00
146 1.6 i.e. 16V T.S.	AR32102, AR67204	11/96 → 10/01
146 1.8 Twin Spark iE	AR32201	03/96 → 10/01
146 1.9 JTD	AR32302	02/99 → 01/01
146 2.0	AR32301	03/97 → 10/01
155 1.6 16V T.S.	AR67601	05/96 → 12/97
155 1.7 T.S. 16V	AR67106	05/96 → 12/97
155 1.9 TD	AR33601	05/96 → 10/97
155 2.0 T.S. 16V	AR67204, AR32102	03/95 → 12/97
155 2.5 TD	VM31B	04/93 → 12/97
155 2.5 V6	AR67303	09/92 → 12/97
156 1.6 16V T.SPARK	AR32102, AR32102	09/97 → 09/05
156 1.6 16V T.SPARK.	AR32102, AR32201	05/00 → 05/06
156 1.8 16V T.SPARK	AR32201, AR32302	05/00 → 05/06
156 1.9 JTD	AR32302, AR32301	05/00 → 05/01
156 2.0 16V T.SPARK	AR32301, 839A6.000	05/00 → 06/02
156 2.4 JTD	839A6.000, AR32401	05/00 → 05/06
156 2.5 V6 24V	AR32401, 839A6.000	02/97 → 05/06
156 2.5 V6 24V [BRA]	AR32402	10/97 → 12/01
166 2.4 JTD	839A6.000, AR16201	10/00 → 06/07
GTV 2.0	937A1.000	04/03 → 10/05
GTV 2.0 T.SPARK 16V	AR16201, AR16102	06/95 → 10/05
GTV 3.0 V6 24V	AR16102, D9B(XUD9A/U)	10/00 → 10/05
GTV 3.2 V6 24V	936A6.000	04/03 → 10/05
SPIDER II 2.0 JTS	937A1.000	04/03 → 04/05
SPIDER II 2.0 T.SPARK 16V	AR32310	06/95 → 04/05
SPIDER II 3.0 V6	AR16105	09/94 → 04/05
SPIDER II 3.0 V6 24V	AR16102	01/99 → 10/03
SPIDER II 3.2 V6 24V	936A6.000	04/03 → 04/05

CITROËN

JUMPER I 1.9 D	D9B(XUD9A/U), D8C(XUD9UTF)	02/94 → 04/02
JUMPER I 1.9 TD	D8C(XUD9UTF), RFW(XU10J2U)	02/94 → 04/02
JUMPER I 1.9 TD 4x4	D8C(XUD9UTF)	08/96 → 04/02
JUMPER I 2.0	RFW(XU10J2U), 8140.435	02/94 → 04/02
JUMPER I 2.0 4x4	RFW(XU10J2U)	08/96 → 04/02
JUMPER I 2.5 D	T9A(DJ5)	03/94 → 04/02

CITROËN

JUMPER I 2.5 D 4x4	T9A(DJ5)	08/96 → 04/02
JUMPER I 2.5 TD	T8A(DJ5T)	03/94 → 04/02
JUMPER I 2.5 TD 4x4	T8A(DJ5T)	08/96 → 04/02
JUMPER I 2.5 TDi	THX(DJ5TED)	12/96 → 04/02
JUMPER I 2.5 TDi 4x4	THX(DJ5TED)	12/96 → 04/02
JUMPER I 2.8 D	8140.63(F28D)	01/99 → 02/02
JUMPER I 2.8 HDi	8140.435, 183A1.000	09/00 → 04/02
JUMPER I 2.8 HDi 4x4	8140.435	09/00 → 04/02
JUMPER I 2.8 TD	8140.43	10/99 → 04/02

FIAT

BARCETTA 1.8 16V	183A1.000, 182B2.000	04/95 → 05/05
BRAVA 1.2 16V	182B2.000	12/98 → 12/02
BRAVA 1.2 16V 80	182B2.000, 182B2.000	10/00 → 12/02
BRAVA 1.6 16V	182A4.027	10/95 → 10/01
BRAVA 1.9 JTD 105	182B4.000	12/98 → 10/01
BRAVO I 1.2 16V 80	182B2.000, 178A8.011	10/00 → 10/01
BRAVO I 1.6	182B6.000	09/00 → 10/01
BRAVO I 1.6 16V	178A8.011, 182A7.000	10/95 → 10/01
BRAVO I 1.8 GT	182A2.000	10/95 → 10/01
BRAVO I 1.9 JTD	182A7.000, 182A7.000	09/00 → 10/01
BRAVO I 1.9 JTD 105	182B4.000	12/98 → 10/01
BRAVO I 1.9 TD 100 S	182A7.000, 182A1.000	03/96 → 10/01
BRAVO I 1.9 TD 75 S	182A8.000	03/96 → 10/01
BRAVO I 2.0 HGT 20V	182B7.000	07/98 → 10/01
COUPE 1.8 16V	183A1.000	03/96 → 08/00
COUPE 2.0 20V	182A1.000, 230A2.000	08/96 → 09/98
COUPE 2.0 20V Turbo	175A3.000	08/96 → 08/00
DUCATO II 1.9 D	230A2.000, --	03/94 → 04/02
DUCATO II 1.9 D Combinato	230A2.000	06/95 → 04/02
DUCATO II 2.0	--, 8140.435	03/94 → 04/02
DUCATO II 2.0 4x4	RFW	11/94 → 04/02
DUCATO II 2.0 Panorama/Combinato	RFW	03/94 → 04/02
DUCATO II 2.8 D	8140.63	02/98 → 04/02
DUCATO II 2.8 D 4x4	8140.63	08/98 → 04/02
DUCATO II 2.8 iDTD 4x4	8140.43	05/98 → 09/01
DUCATO II 2.8 JTD	8140.435, 182B6.000	11/00 → 04/02
DUCATO II 2.8 JTD 4x4	8140.435	11/00 → 04/02
DUCATO II 2.8 TD 4x4	8140.43	05/98 → 11/01
DUCATO II 2.8 TDI	8140.43	10/97 → 04/02
DUCATO II 2.8 TDI 4x4	8140.43	06/99 → 04/02

MULTIPLA 1.6	182B6.000, 182B6.000	09/00 → 06/10
MULTIPLA 1.6 100 16V	182A4.000	04/99 → 06/10
MULTIPLA 1.6 16V	182B6.000	04/02 → 06/10
MULTIPLA 1.6 16V Bipower	182B6.000, 186A3.000	10/01 → 06/10
MULTIPLA 1.6 16V Blupower	186A3.000, 176A8.000	04/99 → 06/10
MULTIPLA 1.6 16V GPL	182B6.000	10/01 → 06/10
MULTIPLA 1.6 Natural Power	182B6000CNG	11/08 → 06/10
MULTIPLA 1.9 JTD	186A9.000	04/02 → 06/10
MULTIPLA 1.9 JTD 105	182B4.000	04/99 → 06/10
MULTIPLA 1.9 JTD 110	186A6.000	03/01 → 07/02
MULTIPLA 1.9 JTD 115	186A8.000	07/02 → 06/10
PALIO 1.0	178A1.000	04/96 → 10/03
PALIO 1.0 i	--	06/05 →
PALIO 1.0 MPI	178F1.011	11/03 → 07/05
PALIO 1.1	178B9.033	07/97 → 10/03
PALIO 1.2	176A8.000, 178B2.000	07/01 →
PALIO 1.2 75	178B7.045	03/98 →
PALIO 1.2 16V	178D7.055	06/05 →
PALIO 1.2 MPI	178C4.066	01/02 →
PALIO 1.3	--	06/03 →
PALIO 1.3 JTD Multijet	188A9.000	06/03 →
PALIO 1.4	178B2.000, 178C7.098	07/97 →
PALIO 1.4 Cat	178B2.016	04/96 → 08/01
PALIO 1.5	178E5.022	02/02 →
PALIO 1.5 MPI	178E5.027	08/01 →
PALIO 1.6	178C7.098, 178B3.000	07/97 →
PALIO 1.6 16V	178B3.000, 176A3.000	02/01 →
PALIO 1.6 16V 100	178C8.098	01/98 →
PALIO 1.6 16V Sport	178E7.000	10/01 →
PALIO 1.7 D	176B3.000	04/96 →
PALIO 1.7 TD	176A3.000, 176A4.000	04/96 →
PALIO 1.7 TD 70	176B7.000	04/99 →
PALIO 1.9 D	223A6.000	09/00 →
PALIO 1.9 JTD	188A2.000	09/01 →
PANDA I 1100	187A1.000	02/95 → 09/03
PANDA I 1100 i.e. 4x4	187A1.000	12/00 →
PUNTO I 1.1	176B2.000	04/96 → 02/00
PUNTO I 1.2 16V	176B9.000	04/97 → 09/99
PUNTO I 1.4 GT Turbo	176A4.000, 176A3.000	10/93 → 07/99
PUNTO I 1.6	176A9.000	01/94 → 04/97
PUNTO I 1.7 D	176B3.000	04/94 → 02/00
PUNTO I 1.7 TD	176A3.000, 176A6.000	01/94 → 09/99
PUNTO I 55 1.1	176A6.000, 176A7.000	09/93 → 09/99
PUNTO I 60 1.2	176A7.000, 176B2.000	09/93 → 06/00
PUNTO I 75 1.2	176A8.000	10/93 → 09/99
PUNTO I 85 16V 1.2	176B9.000	04/97 → 06/00
PUNTO I 90 1.6	176A9.000	04/94 → 04/97

FIAT

SEICENTO 0.0 Electric	222SE	03/00 → 04/04
SEICENTO / 600 0.9	1170A1.046	11/97 → 01/10
SEICENTO / 600 1.1	176B2.000, --	01/98 → 01/10
SEICENTO / 600 Elektra	--, --	01/99 → 01/05
SEICENTO / 600 Elettrica	--, 178B5.000	03/00 → 04/04
SIENA 1.2	178B5.000, --	01/98 →
SIENA 1.2 16V	178D7.055	01/02 →
SIENA 1.2 MJTD	--	01/02 →
SIENA 1.3 JTD	188A9.000	09/03 → 12/09
SIENA 1.4	--, 178B2.000	01/02 →
SIENA 1.4 Cat	178B2.000, 178E5.022	04/96 → 12/09
SIENA 1.5	178E5.022, 176B7.000	09/02 →
SIENA 1.6	182B6.000	11/00 → 12/09
SIENA 1.6 16V	178B3.000	09/98 →
SIENA 1.7 D	176A3.000	03/02 →
SIENA 1.7 D [MAR]	176B3.000	01/98 →
SIENA 1.7 TD	176A3.000	02/06 → 12/09
SIENA 1.7 TD [IND]	176B7.000, 178B7.045	04/99 →
SIENA 1.9 D	223A6.000	11/00 →
STRADA 1.2	178B7.045, --	04/03 →
STRADA 1.2 Trekking	--, 176A3.000	11/05 →
STRADA 1.3 D Multijet	199B1.000	05/06 →
STRADA 1.6 MPI	178D2.011	07/05 →
STRADA 1.7 TD	176A3.000, 834A4.000	10/06 → 12/08
STRADA 1.9 D	223A6.000	12/00 →
STRADA 1.9 JTD	188A2.000	04/03 →

FIAT (BR)

BRAVA 1.6i 16v	1.6Mpi	01/00 →
BRAVA 1.8i 16v	1.8Mpi	01/00 →
MAREA 1.8i 16v	1.8Mpi	01/00 → 12/01
MAREA 2.0i 20v	2.0Mpi	01/99 → 12/00
MAREA 2.0i 20v Turbo	2.0MpiTurbo	01/99 →
PALIO 1.0i	1.0Mpi	01/96 →
PALIO 1.0i 16v	1.0Mpi16vFire	01/01 →
PALIO 1.3i 16v	1.3Mpi16vFire	01/00 →
PALIO 1.5i	1.5Mpi	01/96 → 12/00
PALIO 1.6i	1.6Mpi	01/99 → 12/00
PALIO 1.6i 16v	1.6Mpi16v	01/96 →
SIENA 1.0i	1.0Mpi	01/99 → 12/00
SIENA 1.3i 16v	1.3MpiFire	01/00 → 12/00
SIENA 1.5i	1.5Mpi	01/99 → 12/00
SIENA 1.6i	1.6Mpi	01/98 → 12/00
SIENA 1.6i 16v	1.6Mpi	01/98 → 12/99
STRADA 1.5i	1.5Mpi	01/99 → 12/01
STRADA 1.6i 16v	1.6Mpi	01/99 →
STRADA 1.6i 8v	1.6Mpi	01/99 → 12/00
TIPO 1.6i	1.6Spj	01/93 → 12/95

LANCIA

KAPPA 2.0 16V Turbo	834A4.000, 838A2.000	02/95 → 10/01
KAPPA 2.0 20V	838A6.000	07/96 → 10/01
KAPPA 2.0 iE	175A3.000	03/98 → 12/01
KAPPA 2.4 20V	838A2.000, 838A3.000	08/94 →
KAPPA 2.4 JTD	838A8.000	06/98 → 10/01
KAPPA 2.4 T.DS	838A3.000, 176B9.000	08/94 → 10/01
KAPPA 3.0 24V	838B.000	08/94 → 10/01
THEMA 2500 Turbo DS	8144.97Y	05/92 → 07/94
Y 1.1 -/IE	176B2.000	09/95 → 07/00
Y 1.2	176B9.000, 840A2.000	03/96 → 09/03
Y 1.2 16V	188A5.000	10/00 → 09/03
Y 1.4 12V	840A2.000, D9B(XUD9A)	03/96 → 09/03

PEUGEOT

BOXER I 1.9 D	D9B(XUD9A), D8C(XUD9UTF)	03/94 → 04/02
BOXER I 1.9 DT 4x4	XUD9TE	03/96 → 09/98
BOXER I 1.9 TD	D8C(XUD9UTF), 8140.67	03/94 → 04/02
BOXER I 1.9 TD 4x4	D8C(XUD9UTF)	07/96 → 04/02
BOXER I 2.0	R5B(XU102C)	02/94 → 02/02
BOXER I 2.0 4x4	--	03/96 → 09/98
BOXER I 2.0 i	RFW(XU10J2)	03/94 → 04/02
BOXER I 2.0 i 4x4	RFW(XU10J2)	08/96 → 04/02
BOXER I 2.5 D	8140.67, T8A(DJ5T)	03/94 → 04/02
BOXER I 2.5 D 4x4	T9A(DJ5)	07/96 → 04/02
BOXER I 2.5 TD	T8A(DJ5T), 8140.435(F28DTCR)	03/94 → 04/02
BOXER I 2.5 TD 4x4	T8A(DJ5T)	07/96 → 04/02
BOXER I 2.5 TDI	THX(DJ5TED)	01/97 → 04/02
BOXER I 2.5 TDI 4x4	THX(DJ5TED)	01/97 → 04/02
BOXER I 2.8 D	8140.63(F28D)	01/99 → 02/02
BOXER I 2.8 DTIC	8140.43(F28D)	10/97 → 09/00
BOXER I 2.8 HDi	8140.435(F28DTCR), 8140.435(F28DTCR)	10/00 → 04/02
BOXER I 2.8 HDi 4x4	8140.435(F28DTCR), M20B25(256E1)	10/00 → 04/02
BOXER I 2.8 HDi Trazione integrale	8140.43	

7.1110



3

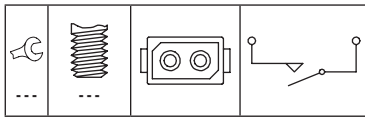
BRAKE/CLUTCH PEDAL SWITCHES

Adatt./Suitable:

BMW61 31 8 360 421
83 60 4 21**GENERAL MOTORS**90 494 519
90 569 685**OPEL**12 39 435
12 39 443
90494519
90569685**VAUXHALL**90494519
90569685**1069 with automatic adjustment**

- con regolazione automatica
- avec réglage automatique
- mit automatischer Nachstellung
- con reajuste automático

MARKET DIFFUSION: MEDIUM



BMW		
3 III 325i X	M20B25(256E1), M43B16(164E2)	03/86 ⇨ 10/93
3 III 316 g	M43B16(164E2)	03/94 ⇨ 08/00
3 III 316 i	M43B16(164E2), M40B18(184E1)	07/93 ⇨ 08/00
3 III 318 i	M40B18(184E1), M42B18(184S1)	12/90 ⇨ 10/99
3 III 318 is	M42B18(184S1), M42B18(184S1)	03/92 ⇨ 04/99
3 III 318 tds	M41D17(174T1)	03/94 ⇨ 05/01
3 III 318 ti	M42B18(184S1), M50B20(206S1)	11/94 ⇨ 08/95
3 III 320 i	M50B20(206S1), M52B25(256S3)	09/90 ⇨ 10/99
3 III 323 i	M52B25(256S3)	03/95 ⇨ 10/99
3 III 323 i 2.5	M52B25(256S3)	03/95 ⇨ 02/98
3 III 323 ti	M52B25(256S3), M50B25(256S1)	08/97 ⇨ 08/00
3 III 325 i	M50B25(256S1), M50B30(306S1)	09/90 ⇨ 04/99
3 III 325 tds	M51D25(256T1)	05/93 ⇨ 02/98
3 III 328 i	M52B28(286S1)	08/94 ⇨ 12/99
3 III M3 3.0	S50B30(306S1), M43B16(164E3)	10/92 ⇨ 10/95
3 III M3 3.2	S50B32(326S1)	09/95 ⇨ 04/99
3 IV 316 Ci	M43B16(164E3), M43B16(164E3)	04/00 ⇨
3 IV 316 i	M43B16(164E3), N42B18A	04/00 ⇨ 02/05
3 IV 316 ti	N42B18A, M43B19(194E1)	06/01 ⇨ 02/05
3 IV 318 Ci	M43B19(194E1), M47D20(204D1)	12/00 ⇨ 12/07
3 IV 318 d	M47D20(204D1), M43B19(194E1)	09/01 ⇨ 02/05
3 IV 318 i	M43B19(194E1), N42B20A	09/01 ⇨ 02/05
3 IV 318 td	M47D20(204D4)	03/03 ⇨ 02/05
3 IV 318 ti	N42B20A, M52B20(206S4)	03/01 ⇨ 12/04
3 IV 320 Cd	M47D20(204D4)	11/03 ⇨ 12/07
3 IV 320 Ci	M52B20(206S4), M47D20(204D1)	01/00 ⇨ 12/07
3 IV 320 d	M47D20(204D1), M52B20(206S4)	03/00 ⇨ 02/05
3 IV 320 i	M52B20(206S4), -(246S3)	09/00 ⇨ 02/05
3 IV 320 td	M47D20(204D4)	09/01 ⇨ 02/05
3 IV 323 Ci	M52B25(256S4)	04/99 ⇨ 09/00
3 IV 323 i	-(246S3), M54B25(256S5)	03/98 ⇨ 12/03
3 IV 325 Ci	M54B25(256S5), -(246S4)	09/00 ⇨
3 IV 325 i	-(246S4), M57D30(306D1)	09/00 ⇨
3 IV 325 ti	M54B25(256S5)	06/01 ⇨ 02/05
3 IV 325 xi	M54B25(256S5)	09/00 ⇨ 02/05
3 IV 328 Ci	M52B28(286S2)	04/99 ⇨ 06/00
3 IV 328 i	M52B28(286S2)	02/98 ⇨ 06/00
3 IV 330 Cd	M57D30(306D2)	03/03 ⇨ 12/07
3 IV 330 Ci	M54B30(306S3)	06/00 ⇨ 12/07

BMW		
3 IV 330 d	M57D30(306D1), M57D30(306D1)	03/03 ⇨ 02/05
3 IV 330 i	M54B30(306S3)	06/00 ⇨ 02/05
3 IV 330 xd	M57D30(306D1), M50B20(206S1)	01/00 ⇨ 05/05
3 IV 330 xi	M54B30(306S3)	06/00 ⇨ 07/06
5 III 518 g	M43B18(184E2)	11/95 ⇨ 06/96
5 III 518 i	M43B18(184E2)	08/89 ⇨ 01/97
5 III 520 i	M50B20(206S1), M50B20(206S1)	11/91 ⇨ 01/97
5 III 520 i 24V	M50B20(206S1), M52B20(206S3)	09/89 ⇨ 09/95
5 III 524 td	M21D24(246TB)	03/88 ⇨ 09/95
5 III 525 td	M51D25(256T1)	03/93 ⇨ 01/97
5 III 525 tds	M51D25(256T1)	09/91 ⇨ 01/97
5 III 530 i V8	M60B30(308S1)	09/92 ⇨ 01/97
5 III 540 i	M60B40(408S1)	09/93 ⇨ 01/97
5 III M5	S3B838(386S1)	03/92 ⇨ 01/97
5 IV 520 d	M47D20(204D1)	02/00 ⇨ 09/03
5 IV 520 i	M52B20(206S3), M52B28(286S1)	09/00 ⇨ 12/03
5 IV 523 i	M52B25(256S3)	11/95 ⇨ 09/00
5 IV 525 tds	M51D25(256T1)	01/96 ⇨ 05/04
5 IV 528 i	M52B28(286S1), M62B35(358S1)	11/95 ⇨ 09/00
5 IV 535 i	M62B35(358S1), M62B44(448S1)	04/96 ⇨ 03/99
5 IV 540 i	M62B44(448S1), M52B28(286S1)	04/96 ⇨ 05/04
7 III 725 tds	M51D25(256T1)	04/96 ⇨ 11/01
7 III 728 i, iL	M52B28(286S1), M60B40(408S1)	08/95 ⇨ 11/01
7 III 728i X	M52B28(286S1)	11/95 ⇨ 09/01
7 III 730 i, iL	M60B30(308S1)	10/94 ⇨ 11/01
7 III 735 i, iL	M62B35(358S1)	01/96 ⇨ 12/98
7 III 740 i, iL	M60B40(408S1), M43B19(194E1)	10/94 ⇨ 11/01
8 840 Ci	M62B44(448S1)	01/96 ⇨ 12/99
8 840 i	M60B40(408S1)	02/93 ⇨ 02/96
8 850 CSI	S70B56(56121)	11/92 ⇨ 12/96
8 850 i, Ci	M70B50(5012A)	04/90 ⇨ 10/94
Z3 1.8 i	M43B18(184E2)	10/95 ⇨ 10/98
Z3 1.9 i	M43B19(194E1), M52B28(286S1)	10/95 ⇨ 03/99
Z3 2.0 i	M52B20(206S4)	04/99 ⇨ 01/03
Z3 2.8 i	M52B28(286S1), 25DT	01/96 ⇨ 07/00
Z3 M	S50B32(326S1)	02/98 ⇨ 06/01
Z3 M 3.2	S50B32(326S1)	03/97 ⇨ 06/01

OPEL

COMBO C 1.6	Z16SE	10/01 ⇨
COMBO C 1.7 DI 16V	Y17DTL	10/01 ⇨
COMBO C 1.7 DTI 16V	Y17DT	10/01 ⇨
CORSA C 1.0	Z10XE	09/00 ⇨ 06/03
CORSA C 1.2	Z12XE	09/00 ⇨ 12/09
CORSA C 1.2 16V	Z12XE	09/00 ⇨ 07/03
CORSA C 1.4	Z14XE	09/00 ⇨ 12/09
CORSA C 1.7 DI	Y17DTL	09/00 ⇨ 12/09
CORSA C 1.7 DI 16V	Y17DTL	09/00 ⇨ 07/03
CORSA C 1.7 DTI	Y17DT	09/00 ⇨ 12/09
CORSA C 1.7 DTI 16V	Y17DT	09/00 ⇨ 07/03
CORSA C 1.8	Z18XE	09/00 ⇨ 12/09
OMEGA B 2.0	X20SE	03/94 ⇨ 09/99
OMEGA B 2.0 16V	X20XEV	03/94 ⇨ 09/99
OMEGA B 2.0 DTI 16V	X20DTH	09/97 ⇨ 09/00
OMEGA B 2.2 16V	Z22XE	09/99 ⇨ 07/03
OMEGA B 2.2 DTI 16V	Y22DTH	09/00 ⇨ 07/03
OMEGA B 2.5 TD	25DT, X18XE	04/94 ⇨ 07/03
OMEGA B 2.5 V6	X25XE	03/94 ⇨ 09/00
OMEGA B 2.6	--	05/94 ⇨ 05/99
OMEGA B 2.6 V6	Y26SE	09/00 ⇨ 07/03
OMEGA B 3.0 V6	X30XE	04/94 ⇨ 02/01
VECTRA B 1.8 i 16V	X18XE, X20DTH	09/00 ⇨ 07/03
VECTRA B 2.0 DI 16V	X20DTL	11/96 ⇨ 04/02
VECTRA B 2.0 DTi	X20DTH, C20SEL	05/97 ⇨ 07/03
VECTRA B 2.0 i	Z0NEJ	10/95 ⇨ 04/02
VECTRA B 2.0 i 16V	C20SEL, Y22DTR	10/95 ⇨ 09/00
VECTRA B 2.2 DTi	Y22DTR, 25DT	07/00 ⇨ 04/02
VECTRA B 2.2 DTI 16V	Y22DTR	09/00 ⇨ 07/03
VECTRA B 2.2 i 16V	Z22SE	09/00 ⇨ 07/03
VECTRA B 2.5 i V6	X25XE	10/95 ⇨ 09/00
VECTRA B 2.6 i V6	Y26SE	09/00 ⇨ 07/03
ZAFIRA A 2.2 DTi	Y22DTR	01/02 ⇨ 06/05

VAUXHALL

OMEGA B 2.0	X20SE	03/94 ⇨ 09/99
OMEGA B 2.0 16V	X20XEV	03/94 ⇨ 07/01
OMEGA B 2.0 DTI 16V	X20DTH	01/98 ⇨ 09/00
OMEGA B 2.2 16V	Z22XE	01/94 ⇨ 06/03
OMEGA B 2.2 DTI 16V	Y22DTH	08/00 ⇨ 07/03
OMEGA B 2.5 TD	25DT, X18XE	04/94 ⇨ 07/01
OMEGA B 2.5 V6	X25XE	03/94 ⇨ 09/00
OMEGA B 2.6 V6	Y26SE	08/00 ⇨ 07/03
OMEGA B 3.0 V6	X30XE	04/94 ⇨ 07/00

VAUXHALL		
VECTRA 2.0 DualFuel	X20XEV	05/98 ⇨ 01/01
VECTRA B 1.8 Dualfuel	Z18XE	09/00 ⇨ 07/03
VECTRA B 1.8 i 16V	X18XE, X20DTH	09/00 ⇨ 07/03
VECTRA B 2.0 DI 16V	X20DTL	08/95 ⇨ 10/01
VECTRA B 2.0 DTi 16V	X20DTH, EDBA	08/95 ⇨ 10/01
VECTRA B 2.0 Dualfuel	X20XEV	08/98 ⇨ 01/01
VECTRA B 2.0 i	Z0NEJ	10/95 ⇨ 03/02
VECTRA B 2.0 i 16V	X20XEV	10/95 ⇨ 01/01
VECTRA B 2.2 DTi 16V	Y22DTR	08/95 ⇨ 10/01
VECTRA B 2.2 i 16V	Z22SE	08/95 ⇨ 07/03
VECTRA B 2.5 i V6	X25XE	09/95 ⇨ 08/00
VECTRA B 2.6 i V6	Y26SE	09/00 ⇨ 07/03

7.1111



3

BRAKE/CLUTCH PEDAL SWITCHES

Adatt./Suitable:

FORD1 062 670
1 088 170
1 119 830
157T-13480-AA
6 772 962
6 908 895
7 029 401
93BB-13480-AF
93BB-13480-BB
93BB-13480-BC
F5RZ-13480-A
Y54Z-13480-AA**JAGUAR**

C25 3680

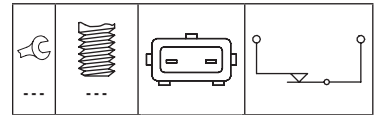
MAZDA

DD14-66-490

MOTORCRAFTSW-5017
SW-5507**1069 with automatic adjustment**

- con regolazione automatica
- avec réglage automatique
- mit automatischer Nachstellung
- con reajuste automático

MARKET DIFFUSION: HIGH



FORD		
COUGAR 2.0	EDBA, LCBA	08/98 ⇨ 12/01
COUGAR 2.5	LCBA, JP25LCBD	08/98 ⇨ 12/01
COUGAR 2.5 ST 200	SGA	01/00 ⇨ 12/01
COUGAR 2.5 ST 200 24V	MABB	08/98 ⇨
COUGAR 2.5 V6 24V	JP25LCBD, FUJA	06/00 ⇨ 12/01
FIESTA V 1.25 16V	FUJA, A9JA	05/02 ⇨ 06/08
FIESTA V 1.3	A9JA, FXJA	11/01 ⇨ 06/08
FIESTA V 1.4 16V	FXJA, F6JA	11/01 ⇨ 06/08
FIESTA V 1.4 TDCi	F6JA, FYJA	11/01 ⇨ 06/08
FIESTA V 1.6 16V	FYJA, FXDA	11/01 ⇨ 06/08
FIESTA IV 1.3	BAJA	05/02 ⇨ 07/08
FIESTA IV 1.4	FXJA	05/02 ⇨ 09/05
FOCUS I 1.4	FXDA, FYDA	08/98 ⇨ 03/05
FOCUS I 1.4 16V	FXDA	10/98 ⇨ 09/99
FOCUS I 1.6	FYDA, EYDB	08/98 ⇨ 04/05
FOCUS I 1.6 16V	--	02/01 ⇨ 11/04
FOCUS I 1.6 16V Flexifuel	FYDH	01/02 ⇨ 11/04
FOCUS I 1.8	EYDB, EYDB	08/98 ⇨ 04/05
FOCUS I 1.8 16V BiFuel	EYDB, BHDA	09/02 ⇨ 07/04
FOCUS I 1.8 BiFuel	EYDD	09/02 ⇨ 01/05
FOCUS I 1.8 DI / TDDi	BHDA, F9DA	08/99 ⇨ 11/04
FOCUS I 1.8 TDCi	F9DA, BHDA	03/01 ⇨ 03/05
FOCUS I 1.8 TDDi	BHDA, BHDA	08/98 ⇨ 03/05
FOCUS I 1.8 Turbo DI / TDDi	BHDA, EDDB	02/99 ⇨ 03/05
FOCUS I 2.0	EDDB, EDDB	08/98 ⇨ 07/04
FOCUS I 2.0 16V	EDDB, --	02/99 ⇨ 11/04
FOCUS I RS	HMDA	10/02 ⇨ 11/04
FOCUS I ST170	ALDA	03/02 ⇨ 11/04
FUSION 1.25	--	10/02 ⇨
FUSION 1.3	--, --	08/02 ⇨
FUSION 1.4	--, F6JA	06/02 ⇨
FUSION 1.4 TDCi	F6JA, FYJA	08/02 ⇨ 12/12
FUSION 1.6	FYJA, HHJA	06/02 ⇨ 12/12
FUSION 1.6 TDCi	HHJA, L1F	11/04 ⇨ 12/12

FORD		
MONDEO I 1.6 i	L1J	08/96 ⇒ 09/00
MONDEO I 1.6 16V	L1F, RKA	02/93 ⇒ 09/00
MONDEO I 1.8 4x4	RKA	02/93 ⇒ 08/96
MONDEO I 1.8 i	RKA, RKA	08/96 ⇒ 09/00
MONDEO I 1.8 i 16V	RKA, RFM	02/93 ⇒ 08/96
MONDEO I 1.8 i 16V 4x4	RKA	02/93 ⇒ 08/96
MONDEO I 1.8 TD	RFM, NGA	06/93 ⇒ 09/00
MONDEO I 1.8 TDi	RFN	08/96 ⇒ 09/00
MONDEO I 2.0 i	NGA, NGA	09/96 ⇒ 09/00
MONDEO I 2.0 i 16V	NGA, NGA	01/93 ⇒ 08/96
MONDEO I 2.0 i 16V 4x4	NGA, SEA	02/93 ⇒ 08/96
MONDEO I 2.5 24V	SEA, CGBA	08/96 ⇒ 09/00
MONDEO I 2.5 ST 200	SGA	05/99 ⇒ 09/00
MONDEO II 1.8 16V	CGBA, CIBA	10/00 ⇒ 03/07
MONDEO II 1.8 5Ci	CFBA	06/03 ⇒ 03/07
MONDEO II 2.0 16V	CJBA, D5BA	10/00 ⇒ 03/07
MONDEO II 2.0 16V DI / TDDi / TDCi	D5BA, D6BA	10/00 ⇒ 03/07
MONDEO II 2.0 16V TDDi / TDCi	D6BA, --	10/00 ⇒ 03/07
MONDEO II 2.0 DI	PD20FMCR	10/00 ⇒ 03/07
MONDEO II 2.0 TDCi	--, QJBA	10/01 ⇒ 03/07
MONDEO II 2.2 TDCi	QJBA, MP30MHBA	09/04 ⇒ 03/07
MONDEO II 2.5 V6	LCBD	10/00 ⇒ 03/07
MONDEO II 2.5 V6 24V	LCBD	10/00 ⇒ 03/07
MONDEO II 3.0 V6 24V	MP30MHBA, EYPA	09/04 ⇒ 03/07
MONDEO II ST220	MEBA	04/02 ⇒ 03/07
TOURNEO CONNECT I 1.8 16V	EYPA, HCPA	06/02 ⇒ 12/13
TOURNEO CONNECT I 1.8 TDCi	HCPA, BHPA	06/02 ⇒ 12/13
TOURNEO CONNECT I 1.8 TDCi / TDDi / DI	BHPA, EYPA	06/02 ⇒ 12/13
TRANSIT 1.8 CNG	EYPCNG	05/02 ⇒ 12/13
TRANSIT CONNECT I 1.8 16V	EYPA, EYPA	06/02 ⇒ 12/13
TRANSIT CONNECT I 1.8 16V LPG	EYPA, BHPA	06/02 ⇒ 12/13
TRANSIT CONNECT I 1.8 Di	BHPA, HCPA	06/02 ⇒ 12/13
TRANSIT CONNECT I 1.8 TDCi	HCPA, LJ46B	06/02 ⇒ 12/13

JAGUAR		
X-TYPE 2.0 D	LJ46B, AJNYB	07/03 ⇒ 12/09
X-TYPE 2.1 V6	AJNYB, LJ46G	03/02 ⇒ 11/09
X-TYPE 2.2 D	LJ46G, AJMxB	10/05 ⇒ 12/09
X-TYPE 2.5	AJMxB, AJMxB	02/04 ⇒ 12/09
X-TYPE 2.5 V6 Trazione integrale	AJMxB, AJLWB	06/01 ⇒ 11/09
X-TYPE 3.0	AJLWB, AJLWB	02/04 ⇒ 12/09
X-TYPE 3.0 Trazione integrale	AJ-V6	09/02 ⇒ 12/08
X-TYPE 3.0 V6 Trazione integrale	AJLWB, J6A	06/01 ⇒ 12/08

MAZDA		
Z11.5	ZY-VE	04/03 ⇒ 06/07

7.1112



1

BRAKE/CLUTCH PEDAL SWITCHES

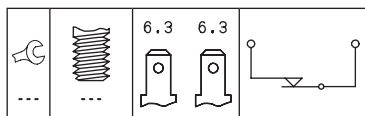
Adatt./Suitable:

FORD
1 374 390
6 800 511
92AB-13480-AA
92AB-13480-AB

GENERAL MOTORS
9 197 391

OPEL
48 00 391
9197391

VAUXHALL
9197391



FORD		
ESCORT IV 1.3	J6A, F4B	01/95 ⇒ 08/97

FORD		
ESCORT IV 1.4	F4B, RTE	07/90 ⇒ 08/00
ESCORT IV 1.8 D	RTE, J4B	07/90 ⇒ 08/00
ESCORT IV 1.8 TD	RFD	10/98 ⇒ 07/00
ESCORT IV 1.8 Turbo D	RVA	12/95 ⇒ 06/01
ESCORT V 1.3	J4B, F4B	07/90 ⇒ 01/95
ESCORT V 1.4	F4B, LJF	07/90 ⇒ 01/95
ESCORT V 1.4 i	F4B	07/93 ⇒ 01/95
ESCORT V 1.6	LJF, L1E	07/90 ⇒ 12/92
ESCORT V 1.6 16V XR3i	L1E	12/92 ⇒ 01/95
ESCORT V 1.6 16V	L1E, RDA	09/92 ⇒ 01/95
ESCORT V 1.8 16V	RDA	02/92 ⇒ 12/92
ESCORT V 1.8 16V XR3i	RDA, RTE	02/92 ⇒ 01/95
ESCORT V 1.8 D	RTE, RDA	07/90 ⇒ 01/95
ESCORT V 1.8 i 16V	RDA, RFD	09/92 ⇒ 01/95
ESCORT V 1.8 TD	RFD, RDA	02/93 ⇒ 01/95
ESCORT V 1.8 XR3i 16V 4x4	RDA, BL13H-JBE	08/93 ⇒ 01/95
ESCORT V RS 2000	N7A	05/91 ⇒ 12/92
ESCORT VI 1.3	BL13H-JBE, F4B	01/95 ⇒ 02/99
ESCORT VI 1.4	F4B, L1E	01/95 ⇒ 12/99
ESCORT VI 1.6 16V XR3i	L1E, L1E	02/95 ⇒ 09/99
ESCORT VI 1.6 i 16V	L1E, RDA	01/95 ⇒ 02/99
ESCORT VI 1.8 16V	RDA, RKC	01/95 ⇒ 02/99
ESCORT VI 1.8 16V XR3i	RKC, RTE	02/95 ⇒ 08/98
ESCORT VI 1.8 D	RTE, RFD	01/95 ⇒ 02/99
ESCORT VI 1.8 TD	RFD, G6A	01/95 ⇒ 07/00
ESCORT VI 1.8 Turbo D	RVA	12/95 ⇒ 02/99
ESCORT VI 2.0 RS	N7A	01/95 ⇒ 12/97
ESCORT V RS 2000	N7A	02/95 ⇒ 02/98
FIESTA III 1.0	TLB	03/89 ⇒ 12/95
FIESTA III 1.1	G6A, J6B	03/89 ⇒ 12/95
FIESTA III 1.3	J6B, F6E	03/89 ⇒ 02/96
FIESTA III 1.3 Cat	J6B	05/91 ⇒ 01/97
FIESTA III 1.4	F6E, LUH	03/89 ⇒ 12/95
FIESTA III 1.4 Cat	F4A	03/89 ⇒ 12/95
FIESTA III 1.6	LUH, LJC	01/89 ⇒ 01/94
FIESTA III 1.6 16V	L1G	01/94 ⇒ 12/95
FIESTA III 1.6 Turbo	LHA	03/90 ⇒ 10/92
FIESTA III 1.6 XR2i	LJC, RTC	03/89 ⇒ 01/94
FIESTA III 1.8 16V	RDB	02/92 ⇒ 12/95
FIESTA III 1.8 D	RTC, DHA	03/89 ⇒ 02/96
FIESTA III 1.8 XR2i 16V	RQC	02/92 ⇒ 12/95
FIESTA IV 1.0 i	ZH10JRB	02/97 ⇒ 09/99
FIESTA IV 1.25 i 16V	DHA, J4C	08/95 ⇒ 01/02
FIESTA IV 1.3	J4C, J4C	02/96 ⇒ 08/03
FIESTA IV 1.3 i	J4C, FHA	08/95 ⇒ 01/02
FIESTA IV 1.4	FHA	08/98 ⇒ 04/02
FIESTA IV 1.4 i 16V	FHA, L1T	04/96 ⇒ 01/02
FIESTA IV 1.6 16V Sport	L1T, RTJ	02/00 ⇒ 01/02
FIESTA IV 1.8 D	RTJ, RTN	08/95 ⇒ 04/02
FIESTA IV 1.8 DI	RTN, RTJ	04/00 ⇒ 08/03
FIESTA IV D 1.8	RTJ, RTN	05/98 ⇒ 04/02
FIESTA IV TD 1.8	RTN, A9A	03/00 ⇒ 08/03
IKON 1.3 EFI	--	01/00 ⇒
IKON 1.3 Rocam	--	10/00 ⇒
IKON 1.6 EFI Rocam	--	11/99 ⇒
IKON 1.8 D	--	01/00 ⇒
KA I 1.3	A9A, JJD	09/02 ⇒ 03/04
KA I 1.3 i	JJD, CCA	06/98 ⇒ 11/08
KA I 1.6 i	CCA, BL13H-JBE	02/01 ⇒ 11/08
ORION II 1.3	BL13H-JBE, F6F	07/90 ⇒ 12/94
ORION II 1.4	F6F, LUJ	07/90 ⇒ 12/93
ORION II 1.6	LUJ, HL16EFI-LJE	07/90 ⇒ 12/92
ORION II 1.6 i	HL16EFI-LJE, L1E	07/90 ⇒ 09/92
ORION II 1.6 i 16V	L1E, RTE	07/92 ⇒ 12/93
ORION II 1.8 D	RTE, RDA	11/90 ⇒ 12/93
ORION II 1.8 i 16V	RDA, RFD	01/92 ⇒ 12/93
ORION II 1.8 TD	RFD, FHD	03/92 ⇒ 12/93
PUMA 1.4 16V	FHD, MHA	11/97 ⇒ 10/00
PUMA 1.6 16V	L1W	08/00 ⇒ 06/02
PUMA 1.7 16V	MHA, C1J	03/97 ⇒ 06/02
PUMA Racing ST 160	MHA	06/99 ⇒ 06/02

FORD (BR)		
FIESTA 1.0i	ZL10	07/99 ⇒
FIESTA 1.6i	ZL16	07/99 ⇒

OPEL		
SPEEDSTER 2.2	Z22SE	06/00 ⇒ 08/05

VAUXHALL		
SPEEDSTER 2.2	Z22SE	03/01 ⇒ 09/06
VX220 2.2 i	Z22SE	09/00 ⇒ 07/05

7.1113



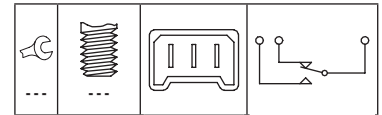
1

BRAKE/CLUTCH PEDAL SWITCHES

Adatt./Suitable:

RENAULT
77 00 791 178

MARKET DIFFUSION: MEDIUM



RENAULT		
1911.2	C1G730	01/88 ⇒ 12/92
1911.2i	E7F	01/89 ⇒ 12/92
1911.4	C1J, F2N720	01/88 ⇒ 05/93
1911.4 Cat	C3J710	01/89 ⇒ 04/92
1911.7	F2N720, F7P700	07/88 ⇒ 12/92
1911.8 16V	F7P700, F8Q706	06/89 ⇒ 09/92
1911.9 D	F8Q706, C3J710	01/88 ⇒ 12/92
1911.9 DT	F8Q610	09/90 ⇒ 04/92
1911.9 TD	F8Q740	09/90 ⇒ 04/92
1911.2	E7F730	05/92 ⇒ 09/94
1911.4	C3J710, F2N720	01/92 ⇒ 12/95
1911.7	F2N720, F3P682	09/90 ⇒ 12/95
1911.8	F3P682, F7P704	04/92 ⇒ 06/96
1911.8 16V	F7P704, F8Q706	04/92 ⇒ 06/96
1911.9 D	F8Q706, F2N754	03/92 ⇒ 12/95
1911.9 dT	F8Q740	03/92 ⇒ 12/95
1911.9 TD	F8Q610	09/94 ⇒ 12/95
21 1.4	C2L717	06/90 ⇒ 12/91
21 1.7	F2N754, F2R702	07/86 ⇒ 02/94
21 1.7 Cat	F3N726	05/88 ⇒ 06/93
21 1.9 D	F8Q710	03/86 ⇒ 08/94
21 2.0	F2R702, J7R740	03/86 ⇒ 06/94
21 2.0 4x4	J7R740, J7R752	03/89 ⇒ 02/94
21 2.0 Turbo	J7R752, J7R752	04/87 ⇒ 10/92
21 2.0 Turbo 4x4	J7R752, J7R740	08/89 ⇒ 10/93
21 2.0 TXi	J7R740, J8S740	07/89 ⇒ 05/93
21 2.1 D	J8S740, J8S742	05/89 ⇒ 09/95
21 2.1 Turbo-D	J8S742, J7T754	03/86 ⇒ 06/94
21 2.2	J7T754, J7T754	04/86 ⇒ 12/95
21 2.2 4x4	J7T754, J6R706	06/86 ⇒ 06/94
25 2.0	J6R706, J7R720	04/84 ⇒ 12/93
25 2.0 12V	J7R720, J8S706	06/88 ⇒ 12/93
25 2.1 Diesel	J8S706, J8S708	04/84 ⇒ 12/92
25 2.1 Turbo-D FWD	J8S708, J7T706	04/84 ⇒ 12/92
25 2.2	J7T706, Z7V708	04/84 ⇒ 12/92
25 2.4 V6 Turbo	Z7U702	10/84 ⇒ 05/90
25 2.5 V6 Turbo	Z7U700	01/90 ⇒ 12/92
25 2.7 V6 Injection	Z7V708, Z7W700	04/84 ⇒ 08/89
25 2.8 V6	Z7W700, Z7W702	06/87 ⇒ 02/90
25 2.8 V6 Injection	Z7W702, F4R760	06/86 ⇒ 12/92
AVANTIME 2.0 16V Turbo	F4R760, L7X720	11/01 ⇒ 05/03
AVANTIME 2.0i 16V Turbo	F4R769	12/01 ⇒
AVANTIME 2.2 dCi	G9T712	05/02 ⇒ 05/03
AVANTIME 3.0 V6	L7X720, C3G720	09/01 ⇒ 05/03
AVANTIME 3.0i 24V	L7X722	05/01 ⇒
CLIO I 1.2	C3G720, E6J712	05/90 ⇒ 09/98
CLIO I 1.4	E6J712, F3P710	01/90 ⇒ 09/98
CLIO I 1.7	F2N770	01/91 ⇒ 12/93
CLIO I 1.8	F3P710, F7P720	08/90 ⇒ 09/98
CLIO I 1.8 16V	F7P720, F3P712	01/91 ⇒ 03/96
CLIO I 1.8 Rsi	F3P712, F8Q676	01/93 ⇒ 09/98
CLIO I 1.9 D	F8Q676, Z7W712	01/91 ⇒ 09/98
CLIO I 1.9 RND	F8Q678	04/96 ⇒ 02/98
CLIO I Williams	F7R700	01/94 ⇒ 09/98
ESPACE II 2.8 V6	Z7W712, F3R728	01/91 ⇒ 10/96
ESPACE III 1.9 dTi	F9Q722	02/99 ⇒ 10/02
ESPACE III 2.0	F3R728, F4R700	09/01 ⇒ 10/02
ESPACE III 2.0 16V	F4R700, G8T714	10/98 ⇒ 10/02
ESPACE III 2.2 12V TD	G8T714, G8T714	11/96 ⇒ 10/00
ESPACE III 2.2 D	G8T714, G9T642	11/97 ⇒ 01/00
ESPACE III 2.2 dCi	G9T642, K4M720	07/00 ⇒ 10/02

RENAULT

ESPACE III 3.0	Z7X775	11/96 ⇒ 10/98
ESPACE III 3.0 V6 24V	L7X727	10/98 ⇒ 10/02
LAGUNA I 1.6 16V	K4M720, F3P670	11/97 ⇒ 03/01
LAGUNA I 1.8	F3P670, F9Q710	11/93 ⇒ 03/01
LAGUNA I 1.8 16V	F4P760	04/98 ⇒ 03/01
LAGUNA I 1.9 dCi	F9Q718	09/99 ⇒ 03/01
LAGUNA I 1.9 dTi	F9Q710, --	10/97 ⇒ 03/01
LAGUNA I 2.0	--, F4R780	11/93 ⇒ 03/01
LAGUNA I 2.0 16V	F4R780, G8T706	06/95 ⇒ 03/01
LAGUNA I 2.2 D	G8T706, Z7X760	11/93 ⇒ 03/01
LAGUNA I 2.2 dT	G8T760	03/96 ⇒ 03/01
LAGUNA I 3.0	Z7X760, L7X700	11/93 ⇒ 03/01
LAGUNA I 3.0 24V	L7X700, K4M711	03/97 ⇒ 03/01
LAGUNA II 1.6 16V	K4M711, F4P770	03/01 ⇒
LAGUNA II 1.6 LPG	K4M714	03/01 ⇒ 05/05
LAGUNA II 1.8 16V	F4P770, F9Q650	03/01 ⇒
LAGUNA II 1.9 dCi	F9Q650, F4R786	03/01 ⇒
LAGUNA II 2.0 16V	F4R713	09/02 ⇒ 05/05
LAGUNA II 2.0 16V Turbo	F4R786, G9T600	01/03 ⇒ 08/05
LAGUNA II 2.2 dCi	G9T600, J7R732	03/01 ⇒
SAFRANE I 2.0	J7R732, J7R734	08/92 ⇒ 09/96
SAFRANE I 2.0 12V	J7R734, J7T760	04/92 ⇒ 07/96
SAFRANE I 2.1 dT	J8S760	11/93 ⇒ 07/96
SAFRANE I 2.2	J7T760, Z7X721	04/92 ⇒ 07/96
SAFRANE I 2.5 dT	S8U763	12/92 ⇒ 07/96
SAFRANE I 3.0	Z7X723	02/93 ⇒ 06/96
SAFRANE I 3.0 Biturbo 4x4	Z7X726	02/93 ⇒ 07/96
SAFRANE I 3.0 V6	Z7X721, Z7X721	12/92 ⇒ 07/96
SAFRANE I 3.0 V6 4x4	Z7X721, K4M700	12/92 ⇒ 07/96
SAFRANE II 3.0 V6	Z7X755	10/96 ⇒ 12/00

7.1115



1

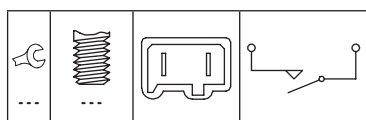
BRAKE/CLUTCH PEDAL SWITCHES

Adatt./Suitable:

RENAULT

77 00 410 418
77 00 811 340**306** Has the same colour as the original part : Grey

- corrisponde al pezzo originale colorato : grigio
- Correspond à la pièce originale dans sa couleur : gris
- Entspricht dem Originalteil in Farbe : grau
- corresponde al color de la pieza original : gris



RENAULT

LAGUNA I 2.0	F4R780	09/99 ⇒ 02/01
MEGANE I 1.4 16V	K4J750	03/99 ⇒ 08/03
MEGANE I 1.6 16V	K4M700, F8Q620	03/99 ⇒ 08/03
MEGANE I 1.9	F8Q620, F8Q620	08/95 ⇒ 09/00
MEGANE I 1.9 D	F8Q620, F9Q718	09/96 ⇒ 08/03
MEGANE I 1.9 dCi	F9Q718, F9Q730	03/99 ⇒
MEGANE I 1.9 dTi	F9Q730, F3R791	03/97 ⇒ 08/03
MEGANE I 2.0	F3R791, F3R791	05/98 ⇒ 05/01
MEGANE I 2.0 i	F3R791, F9Q730	09/96 ⇒ 08/03
MEGANE SCÉNIC I 1.6 16V	K4M701	04/98 ⇒ 10/99
MEGANE SCÉNIC I 1.9 D	F8Q790	03/97 ⇒ 09/99
MEGANE SCÉNIC I 1.9 dTi	F9Q730, F9Q732	04/97 ⇒ 09/99
MEGANE SCÉNIC I 2.0 i	F3R796	01/99 ⇒ 09/99
SCÉNIC I 1.9 dCi	F9Q732, F9Q732	09/99 ⇒ 08/03
SCÉNIC I 1.9 dCi RX4	F9Q732, F9Q731	11/00 ⇒ 08/03
SCÉNIC I 1.9 dTi	F9Q731, F20B5	02/01 ⇒ 08/03
SCÉNIC I 2.0	F3R791	09/99 ⇒ 08/03
SCÉNIC I 2.0 16V	F4R744	09/99 ⇒ 08/03
SCÉNIC I 2.0 16V RX4	F4R744	06/00 ⇒ 08/03

7.1119



3

BRAKE/CLUTCH PEDAL SWITCHES

Adatt./Suitable:

ACURA

36750-S84-003

HONDA

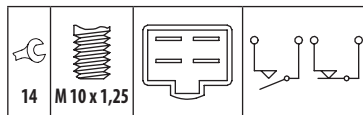
36750-S74-D00

36750-S84-003

36750-SEA-003

ROVER

XKD10004



ACURA

INTEGRA III 1.8 GS-R	F18C2	10/93 ⇒ 09/01
INTEGRA III 1.8 LS	F18C1	10/93 ⇒ 09/01
INTEGRA III 1.8 Sport	F18C1	10/93 ⇒ 09/01

HONDA

ACCORD VI 2.0	F20B7	11/99 ⇒ 10/02
ACCORD VI 2.0 i 16V	F20B5, J35A2	02/98 ⇒ 06/03
ACCORD VI 2.3 VTi	F23A3	02/98 ⇒ 10/02
ACCORD VI 3.0 V6 24V	J30A1	02/98 ⇒ 06/03
ACCORD VI 3.0 Vtec	J30A2	10/01 ⇒ 06/03
CIVIC VI 2.0 i D	20T2N	04/98 ⇒ 02/01
CIVIC VI 2.0 i TD	20T2R	01/97 ⇒ 02/01
CIVIC VI 2.0 TDi	20T2R	05/98 ⇒ 12/00
CIVIC VI 2.0 TDiC	20T2N	11/97 ⇒ 10/00
CIVIC 2.0 TDi	20T2N	04/98 ⇒ 02/01
MR-V 3.5	J35A4	01/03 ⇒
ODYSSEY 3.5	J35A2, 425SL1RR	01/00 ⇒ 08/04

ROVER

400 I 2.0 i	20T4H	05/94 ⇒ 11/98
400 II 420 Si Lux	20T4H	12/95 ⇒ 03/00
800 820 16V Turbo	T16	11/91 ⇒ 02/99
800 820 I/SI	20T4H	01/91 ⇒ 02/99
800 820 Sport	20T4G	04/94 ⇒ 03/96
800 825 D/SD	425SL1RR, 425SL1RR	01/90 ⇒ 02/99
800 825 SD	425SL1RR, F23A7	09/93 ⇒ 02/99
800 825 Si	25K4F	04/96 ⇒ 02/99
800 825 Si Lux	25K4F	04/96 ⇒ 02/99
800 827 24V	C27A1	08/92 ⇒ 02/99
800 827 24V I/SI Cat	C27A1	01/92 ⇒ 02/99
800 827 SI/Sterling Catalytic-Conv	C27A1	02/88 ⇒ 02/99
800 827 Vitesse Catalytic-Conv	C27A1	10/88 ⇒ 12/91

7.1122



3

BRAKE/CLUTCH PEDAL SWITCHES

Adatt./Suitable:

ACURA

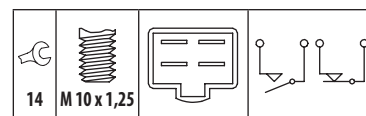
36750-SR3-003

HONDA

36750-SR3-003

ISUZU

5-86202-824-0



ACURA

VIGOR 2.5	G25A	09/91 ⇒
VIGOR 3.2	C32A7	01/96 ⇒

HONDA

ODYSSEY 2.2	F22B6	01/95 ⇒ 12/97
ODYSSEY 2.3	F23A7	10/97 ⇒ 12/99
SHUTTLE 2.2 16V	F22B8	10/94 ⇒ 02/98
SHUTTLE 2.3 16V	F23A7, M52B256S3	10/97 ⇒ 06/04

7.1123



3

BRAKE/CLUTCH PEDAL SWITCHES

Adatt./Suitable:

BMW

61 31 1 378 210

GENERAL MOTORS

90 458 543

90 492 444

OPEL

12 39 427

12 39 431

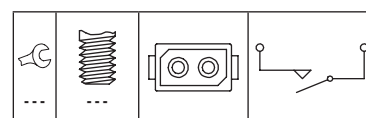
VAUXHALL

90492444

1069 with automatic adjustment

- con regolazione automatica
- avec réglage automatique
- mit automatischer Nachstellung
- con reajuste automático

MARKET DIFFUSION: MEDIUM



BMW

3 IV 316 Ci	M43B164E3	04/00 ⇒ 07/06
3 IV 316 i	M43B164E3	04/00 ⇒ 02/05
3 IV 318 i	M43B194E1	10/99 ⇒ 09/01
3 IV 320 d	M47D204D1	02/98 ⇒ 08/01
3 IV 323 i	M52B256S4	03/98 ⇒ 09/00
5 IV 523 i	M52B256S3, M57D306D1	11/95 ⇒ 09/00
5 IV 525 td	M51D256T1	01/97 ⇒ 06/03
5 IV 525 tds	M51D256T1	01/96 ⇒ 05/04
5 IV 530 d	M57D306D1, M62B358S1	08/98 ⇒ 05/04
5 IV 535 i	M62B358S1, M62B448S1	04/96 ⇒ 03/99
5 IV 540 i	M62B448S1, S50B326S1	04/96 ⇒ 05/04
Z SERIES 3.2	S50B326S1, M43B194E1	04/97 ⇒ 06/01
Z3 1.8 i	M43B184E2	10/95 ⇒ 10/98
Z3 1.9 i	M43B194E1, M52B286S1	10/95 ⇒ 03/99
Z3 2.8 i	M52B286S1, X16XEL	01/96 ⇒ 07/00
Z3 M 3.2	S50B326S1	03/97 ⇒ 06/01

OPEL

ASTRA F 1.8 i	X18XE1	03/98 ⇒ 08/00
ASTRA F 2.0 Di	X20DTL	03/98 ⇒ 08/00
ASTRA G 1.6 16V	X16XEL, X18XE1	02/98 ⇒ 10/05

OPEL			
ASTRA G 1.6 CNG	Z16YNG	03/03	⇒ 07/04
ASTRA G 1.8	Z18XEL	02/03	⇒ 07/04
ASTRA G 1.8 16V	X18XE1, Z20LET	03/00	⇒ 10/05
ASTRA G 2.0 16V Turbo	Z20LET, X20DTL	09/00	⇒ 10/05
ASTRA G 2.0 DI	X20DTL, X20DTH	02/98	⇒ 04/05
ASTRA G 2.0 DTI 16V	X20DTH, Z20LET	08/99	⇒ 01/05
ASTRA G 2.0 OPC	Z20LET, Z5DT	03/02	⇒ 10/05
ASTRA G 2.2 16V	Z22SE	06/00	⇒ 10/05
ASTRA G 2.2 DTI	Y22DTR	09/02	⇒ 10/05
CORSA C 1.4	Z14XE	07/00	⇒
CORSA C 1.6	Z16SE	09/00	⇒
CORSA C 1.6 CNG	Y16YNG	05/03	⇒ 12/09
CORSA C 1.6 X	Z16YNG	08/05	⇒ 07/06
CORSA C 1.7 DI	Y17DTL	11/01	⇒ 06/04
CORSA C 1.7 DTI	Y17DT	08/01	⇒
OMEGA B 2.0	X20SE	03/94	⇒ 09/99
OMEGA B 2.0 16V	X20XEV	03/94	⇒ 09/99
OMEGA B 2.5 TD	Z5DT, X16XEL	04/94	⇒ 07/03
OMEGA B 2.5 V6	X25XE	03/94	⇒ 09/00
OMEGA B 3.0 V6	X30XE	04/94	⇒ 02/01
ZAFIRA A 1.6 16V	X16XEL, X18XE1	09/02	⇒ 06/05
ZAFIRA A 1.6 CNG	Z16YNG	09/01	⇒ 06/05
ZAFIRA A 1.8	Z18XEL	02/03	⇒ 06/05
ZAFIRA A 1.8 16V	X18XE1, Z20LET	09/00	⇒ 06/05
ZAFIRA A 2.0 DI	X20DTL	07/99	⇒ 06/00
ZAFIRA A 2.0 DI 16V	X20DTL	07/99	⇒ 06/05
ZAFIRA A 2.0 DTI 16V	Y20DTH	09/00	⇒ 06/05
ZAFIRA A 2.0 OPC	Z20LET, X16XEL	09/01	⇒ 06/05
ZAFIRA A 2.2 16V	Z22SE	09/00	⇒ 06/05
ZAFIRA A 2.2 DTI 16V	Y22DTR	01/02	⇒ 06/05
ZAFIRA B 1.6 CNG Turbo	A16XNT	02/09	⇒ 04/15

VAUXHALL			
ASTRA IV 1.6 16V	X16XEL, X18XE1	02/98	⇒ 10/05
ASTRA IV 1.6 Dualfuel	Z16XE	03/98	⇒ 05/05
ASTRA IV 1.8 16V	X18XE1, X20DTL	02/98	⇒ 10/05
ASTRA IV 2.0	Z20LET	08/02	⇒ 05/05
ASTRA IV 2.0 16V Turbo	Z20LET	09/00	⇒ 08/05
ASTRA IV 2.0 DI	X20DTL, Z20LET	02/98	⇒ 05/05
ASTRA IV 2.0 DTI 16V	X20DTH	02/98	⇒ 05/05
ASTRA IV 2.0 SRI Turbo	Z20LET	11/01	⇒ 05/05
ASTRA IV 2.0 Turbo	Z20LET, Z16SE	03/02	⇒ 10/05
ASTRA IV 2.2 16V	Z22SE	03/00	⇒ 10/05
ASTRA IV 2.2 DTI	Y22DTR	09/02	⇒ 05/05
ASTRAVAN II 1.6 Dualfuel	Z16XE	07/00	⇒ 08/05
ASTRAVAN II 2.0 DI	X20DTL	08/98	⇒ 08/06
COMBO C 1.4 16V	Z14XE	10/01	⇒ 05/07
COMBO C 1.6	Z16SE, Z16YNG	09/01	⇒ 11/11
COMBO C 1.6 CNG	Z16YNG, Z5DT	04/05	⇒ 02/12
COMBO C 1.7 DI 16V	Y17DTL	09/01	⇒ 11/11
COMBO C 1.7 DTI 16V	Y17DT	10/01	⇒ 02/12
CORSA C 1.0 12V	Z10XE	09/00	⇒ 10/03
CORSA C 1.2 16V	Z12XE	09/00	⇒ 10/06
CORSA C 1.2 16V Dualfuel	Z12XE	08/01	⇒ 10/06
CORSA C 1.4 16V	Z14XE	09/00	⇒ 10/06
CORSA C 1.7 DI 16V	Y17DTL	08/00	⇒ 09/06
CORSA C 1.7 DTI 16V	Y17DT	08/00	⇒ 09/06
CORSA C 1.8 16V	Z18XE	08/00	⇒ 09/06
CORSAVAN II 1.2 16V	Z12XE	09/00	⇒ 06/06
CORSAVAN II 1.2 16V Dualfuel	Z12XE	08/01	⇒ 06/06
CORSAVAN II 1.7 DI 16V	Y17DTL	09/00	⇒ 06/06
CORSAVAN II 1.7 DTI 16V	Y17DT	09/00	⇒ 06/06
OMEGA B 2.0	X20SE	03/94	⇒ 09/99
OMEGA B 2.0 16V	X20XEV	03/94	⇒ 07/01
OMEGA B 2.5 TD	Z5DT, X16XEL	04/94	⇒ 07/01
OMEGA B 2.5 V6	X25XE	03/94	⇒ 09/00
OMEGA B 3.0 V6	X30XE	04/94	⇒ 07/00
ZAFIRA A 1.6 16V	X16XEL, X18XE1	04/99	⇒ 08/05
ZAFIRA A 1.6 CNG	Z16YNG	09/01	⇒ 06/05
ZAFIRA A 1.6 Dualfuel	X16XEL	11/98	⇒ 08/05
ZAFIRA A 1.8 16V	X18XE1, G4DJ	09/00	⇒ 08/05
ZAFIRA A 2.0	Z20LET	06/02	⇒ 06/05
ZAFIRA A 2.0 DI 16V	X20DTL	10/99	⇒ 08/05
ZAFIRA A 2.0 DTI 16V	Y20DTH	04/99	⇒ 08/05
ZAFIRA A 2.0 GSI Turbo	Z20LET	09/01	⇒ 06/05
ZAFIRA A 2.2 16V	Z22SE	11/98	⇒ 08/04
ZAFIRA A 2.2 D	Y22DTR	06/01	⇒ 06/05
ZAFIRA B 1.6 CNG	Z16YNG	07/05	⇒ 11/14
ZAFIRA B 1.6 CNG Turbo	A16XNT	02/09	⇒ 11/14

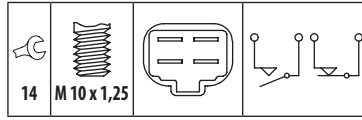
7.1125



BRAKE/CLUTCH PEDAL SWITCHES

Adatt./Suitable:

HYUNDAI
93810-32000
93810-32001



HYUNDAI

COUPE I 1.6i 16V	4G61	12/96	⇒ 04/02
ELANTRA I 1.5	--	10/90	⇒ 04/95
ELANTRA I 1.5 i GL	G4DJ	12/90	⇒ 08/94
ELANTRA I 1.6i 16V	G4CR	12/90	⇒ 05/95
ELANTRA I 1.8i 16V	G4CN	06/92	⇒ 12/95
ELANTRA II 1.6i 16V	G4GR	06/95	⇒ 05/00
ELANTRA II 1.8i 16V	G4GM	05/95	⇒ 05/00
ELANTRA II 2.0i 16V	G4DF	06/97	⇒ 05/00
LANTRA I 1.5	G4DJ	10/90	⇒ 04/95
LANTRA I 1.5 i.e.	G4DJ	10/90	⇒ 11/95
LANTRA I 1.6 i.e. 16V	G4CR	10/90	⇒ 11/95
LANTRA I 1.8 i.e. 16V	G4CN	10/90	⇒ 11/95
S COUPE 1.5	G4DJA	03/90	⇒ 12/92
S COUPE 1.5 i	G4DJ, G4CP	02/90	⇒ 05/96
SONATA II 2.0i 16V	G4CP-D	01/91	⇒ 10/93
SONATA II 2.4 i	G4CS	09/88	⇒ 08/91
SONATA III 3.0i V6 [USA]	G6AT	01/88	⇒
SONATA III 1.8 GLS	G4DM	07/96	⇒ 05/98
SONATA III 1.8 i	G4CM	05/93	⇒ 06/98
SONATA III 2.0 i	G4CP, G4CP-D	06/94	⇒ 06/98
SONATA III 2.0i 16V	G4CP-D, G4GL	05/93	⇒ 06/98
SONATA III 3.0i V6	G6AT	05/93	⇒ 06/98
TIBURON 1.6i 16V	G4GL, 1Z	08/00	⇒
TIBURON 2.0i 16V	G4DF	08/99	⇒

7.1126

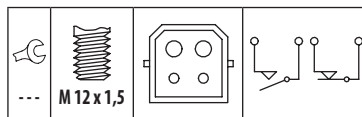


BRAKE/CLUTCH PEDAL SWITCHES

Adatt./Suitable:

AUDI
4A0 945 515 A
SKODA
4A0 945 515 A
VW
4A0 945 515
4A0 945 515 A

MARKET DIFFUSION: MEDIUM



AUDI

A4 I 1.9 DUO	AHU	03/98	⇒ 09/01
A4 I 1.9 TDI	1Z, AFN	03/00	⇒ 09/01
A4 I 1.9 TDI quattro	AFN, AFB	03/00	⇒ 09/01
A4 I 2.5 TDI	AFB, AMX	09/97	⇒ 09/01
A4 I 2.5 TDI quattro	AFB, AMX	09/97	⇒ 09/01
A4 I 2.6 [ExtraEU]	ACZ	01/96	⇒ 07/97
A4 I 2.8	AMX, ASJ	10/96	⇒ 09/01
A4 I 2.8 quattro	ATX	03/99	⇒ 09/00
A4 I RS4 quattro	ASJ, AGB	05/00	⇒ 09/01
A4 I S4 quattro	AGB, 1Z	09/97	⇒ 09/01

AUDI			
A6 I 1.8	ADR	12/95	⇒ 12/97
A6 I 1.8 quattro	ADR	12/95	⇒ 12/97
A6 I 1.9 TDI	1Z, AAE	06/94	⇒ 12/97
A6 I 2.0	AAE, AAT	06/94	⇒ 12/97
A6 I 2.0 16V	ACE	06/94	⇒ 12/97
A6 I 2.0 16V quattro	ACE	06/94	⇒ 12/97
A6 I 2.3	AAR	06/94	⇒ 12/95
A6 I 2.3 quattro	AAR	06/94	⇒ 12/95
A6 I 2.4	AFM	07/95	⇒ 12/97
A6 I 2.5 TDI	AAT, ABC	06/94	⇒ 12/97
A6 I 2.5 TDI quattro	AEL	07/95	⇒ 12/97
A6 I 2.6	ABC, ABC	06/94	⇒ 12/97
A6 I 2.6 quattro	ABC, AAH	06/94	⇒ 12/97
A6 I 2.8	AAH, AAH	06/94	⇒ 12/97
A6 I 2.8 quattro	AAH, AFY	06/94	⇒ 12/97
A6 I S6 4.2 quattro	AEC	06/94	⇒ 12/97
A6 I S6 Turbo quattro	AAN	06/94	⇒ 12/97
A6 II 1.8	AFY, AEB	05/97	⇒ 01/05
A6 II 1.8 T	AEB, AEB	01/97	⇒ 01/05
A6 II 1.8 T quattro	AEB, AFN	02/97	⇒ 01/05
A6 II 1.9 TDI	AFN, AGA	07/00	⇒ 01/05
A6 II 2.0	ALT	08/01	⇒ 01/05
A6 II 2.4	AGA, AGA	08/01	⇒ 01/05
A6 II 2.4 quattro	AGA, AFB	08/01	⇒ 01/05
A6 II 2.5 TDI	AFB, AFB	02/00	⇒ 01/05
A6 II 2.5 TDI quattro	AFB, AJK	02/00	⇒ 01/05
A6 II 2.7 T	AJK	02/99	⇒ 01/05
A6 II 2.7 T quattro	AJK, ACK	08/01	⇒ 01/05
A6 II 2.8	ACK, ACK	02/97	⇒ 01/05
A6 II 2.8 quattro	ACK, ASN	02/97	⇒ 01/05
A6 II 3.0	ASN, ASN	06/01	⇒ 01/05
A6 II 3.0 quattro	ASN, ARS	06/01	⇒ 01/05
A6 II 4.2 quattro	ARS, ANK	11/98	⇒ 01/05
A6 II S6 quattro	ANK, AFB	09/99	⇒ 01/05
A8 I 2.5 TDI	AFB, AFB	09/00	⇒ 09/02
A8 I 2.5 TDI quattro	AFB, AAH	09/00	⇒ 09/02
A8 I 2.8	AAH, AAH	03/94	⇒ 03/96
A8 I 2.8 quattro	AAH, AEW	03/94	⇒ 03/96
A8 I 3.3 TDI quattro	AKF	06/00	⇒ 09/02
A8 I 3.7	AEW, AEW	07/95	⇒ 12/98
A8 I 3.7 quattro	AEW, ABZ	07/95	⇒ 11/98
A8 I 4.2 quattro	ABZ, AQH	03/94	⇒ 12/99
A8 I 6.0 W12 quattro	AZC	01/01	⇒ 09/02
A8 I S 8 quattro	AQH, AHC	06/99	⇒ 09/02
A8 I S8 quattro	AHC, AKE	09/00	⇒ 06/99
ALLROAD 2.5 TDI quattro	AKE, ARE	05/00	⇒ 08/05
ALLROAD 2.7 T quattro	ARE, AVF	05/00	⇒ 08/05

SKODA			
SUPERB I 1.8 T	AWT	12/01	⇒ 03/08
SUPERB I 1.9 TDI	AVF, --	12/01	⇒ 03/08
SUPERB I 2.0	--, ADP	12/01	⇒
SUPERB I 2.5 TDI	AYM	12/01	⇒ 08/03
SUPERB I 2.8 V6	AMX	12/01	⇒ 03/08

VW			
PASSAT IV 1.6	ADP, ADR	10/96	⇒ 05/05
PASSAT IV 1.8	ADR, ADR	10/96	⇒ 03/05
PASSAT IV 1.8 [CHN]	AWL	06/01	⇒
PASSAT IV 1.8 4motion	AWM	03/01	⇒ 05/05
PASSAT IV 1.8 Syncro/4motion	ADR, AEB	10/96	⇒ 11/00
PASSAT IV 1.8 T	AEB, AWL	10/96	⇒ 05/05
PASSAT IV 1.8 T 20V	AWL, AFN	11/00	⇒ 05/05
PASSAT IV 1.8 T 4motion	AWM	03/01	⇒ 05/05
PASSAT IV 1.8 T Syncro	AEB	11/96	⇒ 08/00
PASSAT IV 1.9 TDI	AFN, AJM	02/00	⇒ 05/05
PASSAT IV 1.9 TDI 4motion	AJM, AFN	08/99	⇒ 05/05
PASSAT IV 1.9 TDI Syncro	AJM	11/97	⇒ 09/00
PASSAT IV 1.9 TDI Syncro/4motion	AFN, ALT	10/96	⇒ 11/00
PASSAT IV 2.0	ALT, AFB	04/00	⇒ 05/05
PASSAT IV 2.0 4motion	AZM	11/00	⇒ 05/05
PASSAT IV 2.3 V5	AZX	11/00	⇒ 05/05
PASSAT IV 2.3 V5 4motion	AZX	11/00	⇒ 05/05
PASSAT IV 2.3 VR5	AGZ	10/96	⇒ 05/05
PASSAT IV 2.3 VR5 4motion	AZX	11/00	⇒ 05/05
PASSAT IV 2.5 TDI	AFB, AFB	07/98	⇒ 05/05
PASSAT IV 2.5 TDI 4motion	AFB, AFB	11/00	⇒ 05/05
PASSAT IV 2.5 TDI Syncro/4motion	AFB, AMX	12/98	⇒ 11/00
PASSAT IV 2.8	AMX, AMX	10/00	⇒
PASSAT IV 2.8 4motion	AMX, ACK	10/00	⇒
PASSAT IV 2.8 Syncro	AGE	05/97	⇒ 09/99
PASSAT IV 2.8 V6	ACK, ACK	08/96	⇒ 09/99
PASSAT IV 2.8 V6 4motion	ATX	09/99	⇒ 11/00
PASSAT IV 2.8 V6 Syncro/4motion	ACK, BDN	10/96	⇒ 11/00
PASSAT IV 4.0 W8 4motion	BDN, AR33601	09/01	⇒ 09/04
PASSAT 2.3 VR5	AGZ	05/97	⇒ 08/00

VW		
PASSAT 2.8	BBG	10/00 ⇒ 05/05

7.1127



3

BRAKE/CLUTCH PEDAL SWITCHES

Adatt./Suitable:

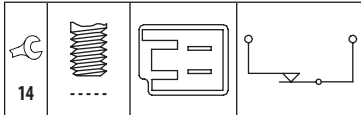
ALFA ROMEO

60615819
60622385
60810083
60810536

LANCIA
60810083

1069 with automatic adjustment

- con regolazione automatica
- avec réglage automatique
- mit automatischer Nachstellung
- con reajuste automático

**ALFA ROMEO**

145 1.4 i.e.	AR33501	07/94 ⇒ 12/96
145 1.6 i.e.	AR33201	10/94 ⇒ 12/96
145 1.7 i.e. 16V	AR33401	10/94 ⇒ 12/96
145 1.9 TD	AR33601, AR32102	10/94 ⇒ 02/99
145 2.0 16V T.S.	AR67204	10/95 ⇒ 01/01
145 2.0 16V T.SPARK Q.V. [BRA]	AR67299	10/95 ⇒ 09/96
146 1.4 i.e.	AR33501	12/94 ⇒ 12/96
146 1.4 i.e. 16V T.S.	AR33503	11/96 ⇒ 01/01
146 1.6 i.e.	AR33201	12/94 ⇒ 12/96
146 1.6 i.e. 16V T.S.	AR32102, AR33601	11/96 ⇒ 10/01
146 1.7 i.e. 16V	AR33401	12/94 ⇒ 12/96
146 1.8 i.e. 16V T.S.	AR67106	11/96 ⇒ 01/01
146 1.8 Twin Spark iE	AR32201	03/96 ⇒ 10/01
146 1.9 TD	AR33601, 838A1.000	12/94 ⇒ 02/99
146 2.0	AR32301	03/97 ⇒ 10/01
146 2.0 16V T.S.	AR67204	10/95 ⇒ 01/01

LANCIA

KAPPA 2.0 16V Turbo	838A4.000	02/95 ⇒ 10/01
KAPPA 2.0 20V	838A1.000, 838A2.000	10/94 ⇒ 10/01
KAPPA 2.4 20V	838A2.000, 838A3.000	08/94 ⇒ 10/01
KAPPA 2.4 JTD	838A8.000	02/98 ⇒ 12/01
KAPPA 2.4 T.DS	838A3.000, G13A	08/94 ⇒ 10/01
KAPPA 3.0 24V	838B.000	08/94 ⇒ 10/01

7.1128



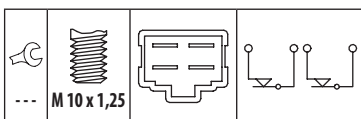
3

BRAKE/CLUTCH PEDAL SWITCHES

Adatt./Suitable:

SUZUKI

37740-60G00
37740-60G00-000
37740-61B10
37740-61B10-000

**SUZUKI**

BALENO 1.8 i 16V 4x4	J18A	08/96 ⇒ 05/02
BALENO 1.8 i 4x4	J18A	03/96 ⇒ 05/02
ESTEEM 1.6i [USA]	G16B	09/98 ⇒
ESTEEM 1.8i [USA]	J18A	09/98 ⇒
GRAND VITARA I 2.0	J20A	08/98 ⇒ 12/00

SUZUKI

GRAND VITARA I 2.0 4x4	J20A	04/98 ⇒ 08/05
GRAND VITARA I 2.0 TD 4x4	RF	03/98 ⇒ 07/03
JIMNY III 1.3 4x4	G13BB	09/98 ⇒ 08/00
SIDEKICK 1.6 JX 4x4	G16A(8V)	04/89 ⇒ 04/96
SIDEKICK 1.6i 16V JX 4x4	G16B	04/89 ⇒ 04/96
SIDEKICK 1.6i 16V JX 4x4	G16B	04/89 ⇒ 04/96
SWIFT I / II 1.3	G13A	10/84 ⇒ 03/89
SWIFT I / II / III 1.3	G13A, G13A	03/89 ⇒ 10/96
SWIFT I / II / III 1.3 4WD	G13A, AST	03/89 ⇒ 12/91
SWIFT I / II / III 1.3 GTi SOHC	G13B	10/89 ⇒ 12/95
VITARA I 1.6 8V	--	01/90 ⇒ 12/98
VITARA I 1.6 16V	G16B	10/99 ⇒ 10/02
VITARA I 1.6 i 16V	G16B	07/90 ⇒ 03/99
VITARA I 1.6 i 16V Trazione integrale	G16B	07/90 ⇒ 03/98
VITARA I 2.0 16V	J20A	12/96 ⇒ 03/99
VITARA I 2.0 16V Trazione integrale	J20A	12/96 ⇒ 03/98
VITARA I 2.0 TD Intercooler Trazione integrale	RF	12/95 ⇒ 03/98
VITARA I 2.0 TD Trazione integrale	RF	12/94 ⇒ 03/98
VITARA I 2.0 V6 24V Trazione integrale	H20A	12/94 ⇒ 03/98

7.1129



3

BRAKE/CLUTCH PEDAL SWITCHES

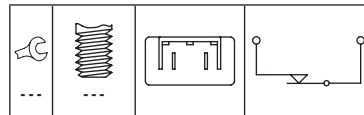

Adatt./Suitable:

SEAT

6K0 945 515 A

VW

6K0 945 515 A

**SEAT**

CORDOBA I 1.0 16V	AST, 2G	05/00 ⇒ 10/02
CORDOBA I 1.0 CL	AAU	02/93 ⇒ 06/96
CORDOBA I 1.0 i	AER	09/96 ⇒ 10/02
CORDOBA I 1.3	2G, APE	02/93 ⇒ 08/94
CORDOBA I 1.4	ANX	12/97 ⇒ 04/99
CORDOBA I 1.4 16V	APE, ABD	06/99 ⇒ 12/02
CORDOBA I 1.4 i	ABD, 1F	06/94 ⇒ 12/02
CORDOBA I 1.4 i 16V	AFH	09/96 ⇒ 10/02
CORDOBA I 1.6 i	1F, ABS	02/93 ⇒ 06/99
CORDOBA I 1.8 i	ABS, 1Y	02/93 ⇒ 09/02
CORDOBA I 1.8 i 16V	ADL	10/93 ⇒ 08/96
CORDOBA I 1.8 T 20V Cupra	AQX	07/00 ⇒ 10/02
CORDOBA I 1.9 D	1Y, AEY	02/93 ⇒ 08/96
CORDOBA I 1.9 SDI	AEY, 1Z	08/96 ⇒ 06/99
CORDOBA I 1.9 TD	AAZ	02/93 ⇒ 08/96
CORDOBA I 1.9 TDI	1Z, 2E	08/96 ⇒ 12/02
CORDOBA I 2.0 i	2E, AAU	02/93 ⇒ 06/99
CORDOBA I 2.0 i 16V	ABF	08/96 ⇒ 06/99
IBIZA II 1.0	AAU, AST	03/93 ⇒ 02/02
IBIZA II 1.0 16V	AST, 2G	10/99 ⇒ 02/02
IBIZA II 1.0 i	AER	09/96 ⇒ 02/02
IBIZA II 1.3 i	2G, AKK	03/93 ⇒ 08/99
IBIZA II 1.4	AKK, APE	12/97 ⇒ 02/02
IBIZA II 1.4 16V	APE, ABD	08/99 ⇒ 02/02
IBIZA II 1.4 i	ABD, AEH	09/93 ⇒ 02/02
IBIZA II 1.4 i 16V	AFH	06/97 ⇒ 02/02
IBIZA II 1.6	AEH, 1F	08/99 ⇒ 02/02
IBIZA II 1.6 i	1F, ABS	03/93 ⇒ 06/99
IBIZA II 1.8 i	ABS, AQX	03/93 ⇒ 08/99
IBIZA II 1.8 i 16V	ADL	11/93 ⇒ 08/96
IBIZA II 1.8 T 20V Cupra	AQX, 1Y	07/00 ⇒ 02/02
IBIZA II 1.9 D	1Y, AEY	04/93 ⇒ 08/96
IBIZA II 1.9 SDI	AEY, 1Z	08/96 ⇒ 08/99

SEAT

IBIZA II 1.9 TD	AAZ	03/93 ⇒ 08/96
IBIZA II 1.9 TDI	1Z, 2E	08/96 ⇒ 02/02
IBIZA II 2.0 i	2E, AEX	03/93 ⇒ 08/99
IBIZA II 2.0 i 16V	ABF	08/96 ⇒ 08/99
INCA 1.4 16V	AUA	04/00 ⇒ 06/03
INCA 1.4 i	AEX, 1F	11/95 ⇒ 06/03
INCA 1.6 i	1F, 1Y	11/95 ⇒ 05/98
INCA 1.9 D	AHB	09/96 ⇒ 06/03
INCA 1.9 D	1Y, 1Y	11/95 ⇒ 06/03
INCA 1.9 SDI	1Y, MJ2	11/95 ⇒ 06/03

VOLKSWAGEN (BR)

CADDY 1.6i	MY4	11/98 ⇒
POLO 1.4 16V	BBY	09/02 ⇒
POLO 1.8	MJ2, AEX	12/96 ⇒

VW

CADDY II 1.4	AKV	11/95 ⇒ 01/04
CADDY II 1.9 TDI	1Z	10/96 ⇒ 03/97
POLO III 1.4	AEX, APE	05/97 ⇒ 09/01
POLO III 1.4 16V	APE, 1F	10/99 ⇒ 09/01
POLO III 1.6	1F, AEY	05/96 ⇒ 12/98
POLO III 1.6 [ExtraEU]	AKL	10/99 ⇒ 09/01
POLO III 1.7 SDi	AKW	11/97 ⇒ 08/99
POLO III 1.9 SDi	AEY, AFN	05/96 ⇒ 09/01
POLO III 1.9 TDI	AFN, AEH	01/97 ⇒ 09/01
POLO III 100 1.6	AEH, AFN	12/95 ⇒ 09/01
POLO III 110 1.9 TDI	AFN, AEX	06/98 ⇒ 01/02
POLO III 2.0	ADC	08/99 ⇒ 09/01
POLO III 54 1.4	ANX	01/98 ⇒ 08/99
POLO III 60 1.4	AEX, AGP	12/95 ⇒ 09/01
POLO III 64 1.9 D	1Y	01/96 ⇒ 10/96
POLO III 64 1.9 SDI	AEY	12/95 ⇒ 08/99
POLO III 68 1.9 SDI	AGP, APE	08/99 ⇒ 01/02
POLO III 75 1.4 16V	APE, 1F	10/99 ⇒ 09/01
POLO III 75 1.6	1F, AGR	11/95 ⇒ 09/97
POLO III 90 1.8	ADD	01/97 ⇒ 09/01
POLO III 90 1.9 TDI	AGR, E7J626	09/96 ⇒ 09/01

7.1131



1

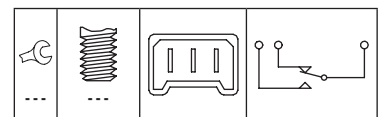
BRAKE/CLUTCH PEDAL SWITCHES

Adatt./Suitable:

RENAULT

77 00 849 783
77 00 849 824

MARKET DIFFUSION: MEDIUM

**RENAULT**

MEGANE I 1.4	E7J626, K4J710	09/96 ⇒ 08/03
MEGANE I 1.4 16V	K4J710, E7J626	03/99 ⇒ 08/03
MEGANE I 1.4 e	E7J626, K4M700	01/96 ⇒ 08/03
MEGANE I 1.4 Eco	E7J624	01/96 ⇒ 03/99
MEGANE I 1.6	K7M704	02/00 ⇒ 09/00
MEGANE I 1.6 16V	K4M700, K7M702	05/00 ⇒
MEGANE I 1.6 e	K7M702, F4P260	01/96 ⇒ 08/03
MEGANE I 1.6 i	K7M720	01/96 ⇒ 03/99
MEGANE I 1.8	F4P722	04/01 ⇒ 07/03
MEGANE I 1.8 16V	F4P260, F8Q284	07/00 ⇒ 08/03
MEGANE I 1.9	F8Q284, F8Q620	08/95 ⇒
MEGANE I 1.9 D	F8Q620, F8Q620	04/96 ⇒ 08/03
MEGANE I 1.9 D Eco	F8Q620, F9Q718	01/96 ⇒ 08/03
MEGANE I 1.9 dCi	F9Q718, F8Q784	03/99 ⇒
MEGANE I 1.9 dT	F8Q784, F8Q784	01/96 ⇒ 08/03
MEGANE I 1.9 dTi	F8Q784, F8Q784	03/97 ⇒
MEGANE I 1.9 TDI	F8Q784, F3R262	09/96 ⇒ 08/03
MEGANE I 2.0	F3R262, F4R276	01/97 ⇒ 08/03
MEGANE I 2.0 16V	F4R276, F3R750	10/96 ⇒
MEGANE I 2.0 i	F3R750, F3R750	01/96 ⇒ 08/03
MEGANE I 2.0 RT	F3R750, K4M700	03/01 ⇒ 02/99
MEGANE SCÉNIC I 1.4 i	E7J764	01/97 ⇒ 09/99

RENAULT			
MEGANE SCÉNIC I 1.6 16V	K4M700, K7M702	04/98 ⇒ 10/99	
MEGANE SCÉNIC I 1.6 e	K7M702, F8Q784	10/96 ⇒ 10/99	
MEGANE SCÉNIC I 1.6 i	K7M720	01/97 ⇒ 09/99	
MEGANE SCÉNIC I 1.9 D	F8Q790	03/97 ⇒ 09/99	
MEGANE SCÉNIC I 1.9 dT	F8Q784, F9Q730	01/97 ⇒ 09/99	
MEGANE SCÉNIC I 1.9 dTi	F9Q730, F3R750	04/97 ⇒ 09/99	
MEGANE SCÉNIC I 2.0 i	F3R750, K4J714	01/97 ⇒ 09/99	
MEGANE SCÉNIC I 2.0 RXE 4x4	F3R750	05/97 ⇒ 10/99	
SCÉNIC I 1.4 16V	K4J714, K4M700	09/99 ⇒ 08/03	
SCÉNIC I 1.6	K4M700, F4P720	03/01 ⇒ 09/03	
SCÉNIC I 1.6 16V	K4M712	05/00 ⇒ 08/03	
SCÉNIC I 1.8 16V	F4P720, F8Q788	01/01 ⇒ 08/03	
SCÉNIC I 1.8 4x4	F4P722	07/00 ⇒ 04/01	
SCÉNIC I 1.9 D	F8Q788, F9Q732	05/97 ⇒ 06/99	
SCÉNIC I 1.9 dCi	F9Q732, F9Q731	09/99 ⇒ 08/03	
SCÉNIC I 1.9 dCi RX4	F9Q740	11/00 ⇒ 08/03	
SCÉNIC I 1.9 dTi	F9Q731, F3R791	02/01 ⇒ 08/03	
SCÉNIC I 2.0	F3R791, F4R744	09/99 ⇒ 08/03	
SCÉNIC I 2.0 16V	F4R744, D8B(XUD9TF)	07/00 ⇒ 08/03	
SCÉNIC I 2.0 16V RX4	F4R746	06/00 ⇒ 08/03	

7.1132



BRAKE/CLUTCH PEDAL SWITCHES

Adatt./Suitable:

CITROËN

4534 26
6552 W5

FIAT

9606177280
9619403980

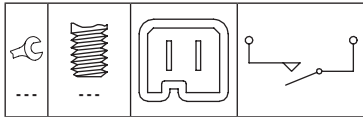
LANCIA

9606177280
9619403980

PEUGEOT

4534 26
6552 W5

MARKET DIFFUSION: HIGH



CITROËN			
EVASION 1.9 TD	D8B(XUD9TF), RHW(DW10ATED4)	11/94 ⇒ 12/98	
EVASION 2.0 16V	RFV(XU10J4R)	05/98 ⇒ 04/00	
EVASION 2.0 Turbo C.T.	RGX(XU10J2TE)	06/94 ⇒ 07/02	
EVASION 2.1 TD	P8C(XUD11BTE)	05/96 ⇒ 07/02	
JUMPY I 2.0	RFN(EW10J4)	04/00 ⇒ 12/06	
JUMPY I 2.0 HDi 110	RHW(DW10ATED4), DW10BTD	03/00 ⇒ 10/06	
JUMPY I 2.0 HDi 110 16V	RHW(DW10ATED4)	12/03 ⇒ 10/06	
JUMPY I 2.0 HDi 95	DW10BTD, WJY(DW8)	10/99 ⇒ 10/06	
JUMPY I 2.0 i 16V	RFN(EW10J4)	03/00 ⇒ 10/06	
FIAT			
SCUDO I 1.9 D	WJY(DW8), D8B	04/98 ⇒ 12/06	
SCUDO I 1.9 TD	D8B, RHX	02/96 ⇒ 12/06	
SCUDO I 1.9 TD Eco	DHX(XUD9TF/L)	02/96 ⇒ 12/06	
SCUDO I 2.0	RFN(EW10J4)	05/00 ⇒ 12/06	
SCUDO I 2.0 16V	RFN(EW10J4)	06/00 ⇒ 12/06	
SCUDO I 2.0 JTD	RHX, RHK(DW10UTED4)	12/02 ⇒ 12/06	
SCUDO I 2.0 JTD 16V	RHK(DW10UTED4), D8B	05/99 ⇒ 12/06	
ULYSSE I 1.8	LFW	05/97 ⇒ 08/02	
ULYSSE I 1.9 TD	D8B, RFN(EW10J4)	11/94 ⇒ 08/98	
ULYSSE I 2.0	RFU(XU10J2C)	06/94 ⇒ 08/02	
ULYSSE I 2.0 16V	RFN(EW10J4), RFN	09/00 ⇒ 08/02	
ULYSSE I 2.0 JTD	RHZ	10/99 ⇒ 08/02	
ULYSSE I 2.0 JTD 16V	RHW(DW10ATED4)	05/99 ⇒ 08/02	
ULYSSE I 2.0 Turbo	RGX(XU10J2CTE)	06/94 ⇒ 08/02	
ULYSSE I 2.1 TD	P8C	03/96 ⇒ 10/99	
LANCIA			
ZETA 2.0 16V	RFN, RGX	07/00 ⇒ 09/02	
ZETA 2.0 JTD	RHZ(DW10ATED)	04/00 ⇒ 09/02	
ZETA 2.0 JTD 16V	RHW(DW10ATED4)	09/99 ⇒ 09/02	
ZETA 2.0 Turbo	RGX, HFX(TU1JP)	05/95 ⇒ 09/02	

PEUGEOT			
206 1.1	HFX(TU1JP)	08/98 ⇒	
206 1.1 i	HFX(TU1JP), 8HX(DV4TD)	09/98 ⇒	
206 1.4	KFW(TU3JP)	07/02 ⇒	
206 1.4 HDi	8HX(DV4TD), 8HX(DV4TD)	09/01 ⇒	
206 1.4 HDi eco 70	8HX(DV4TD), K6C(TU3JP)	09/01 ⇒	
206 1.4 i	K6C(TU3JP), N6A(TU5JP4)	09/98 ⇒	
206 1.6	NFU(TU5JP4)	09/98 ⇒ 12/08	
206 1.6 16V	N6A(TU5JP4), DW8	09/00 ⇒	
206 1.6 i	NFZ(TU5JP)	09/98 ⇒ 12/00	
206 1.6 LPG	NFU(TU5JP4)	07/02 ⇒	
206 1.9	DW8, DW8	08/98 ⇒ 03/04	
206 1.9 D	DW8, RFN(EW10J4)	09/98 ⇒ 05/07	
206 2.0 16V	RFN(EW10J4)	07/02 ⇒ 02/07	
206 2.0 HDi	RHY(DW10TD)	07/02 ⇒	
206 2.0 HDi 90	RHY(DW10TD)	12/99 ⇒	
206 2.0 516	RFN(EW10J4), LFX(XU7JB)	04/99 ⇒	
306 2.0 HDi 90	RHY(DW10TD)	06/99 ⇒ 12/02	
406 1.6	BFZ(XU5JP)	11/95 ⇒ 05/04	
406 1.8	LFX(XU7JB), 6FZ(EW7J4)	10/96 ⇒ 03/99	
406 1.8 16V	6FZ(EW7J4), DHX(XUD9TE)	10/00 ⇒ 10/04	
406 1.9 D	DHW(XUD9SD)	10/96 ⇒ 10/04	
406 1.9 TD	DHX(XUD9TE), EW10J4	01/96 ⇒ 10/04	
406 2.0 16V	EW10J4, RHS(DW10ATED)	08/00 ⇒ 12/04	
406 2.0 16V HPi	RLZ(EW10D)	05/01 ⇒ 10/04	
406 2.0 HDi 110	RHS(DW10ATED), P8C(XUD11BTE)	08/01 ⇒ 10/04	
406 2.0 HDi 90	RHY(DW10TD)	02/99 ⇒ 10/04	
406 2.0 Turbo	RGX(XU10J2TE)	04/96 ⇒ 10/04	
406 2.1 TD 12V	P8C(XUD11BTE), XFZ(ES9J4)	01/96 ⇒ 10/04	
406 2.2	3FZ(EW12J4)	07/00 ⇒ 12/04	
406 3.0 24V	XFZ(ES9J4), DHX(XUD9TE)	10/96 ⇒ 10/04	
406 3.0 V6 24V	XFZ(ES9J4)	03/97 ⇒ 12/04	
806 1.9 TD	DHX(XUD9TE), D8B(XUD9TE)	07/95 ⇒ 08/02	
806 2.0 16V	RFV(XU10J4R)	05/98 ⇒ 09/00	
806 2.0 HDi	RHZ(DW10ATED)	08/99 ⇒ 08/02	
806 2.0 Turbo	RGX(XU10J2TE)	06/94 ⇒ 08/02	
806 2.1 td 12V	P8C(XUD11BTE)	06/96 ⇒ 08/99	
EXPERT I 1.9 TD	D8B(XUD9TE), G9T642	02/96 ⇒ 05/98	
EXPERT I 2.0 HDi	RHX(DW10BTD)	07/00 ⇒ 12/06	

7.1133

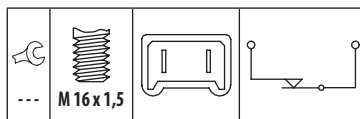


BRAKE/CLUTCH PEDAL SWITCHES

Adatt./Suitable:

⁰⁰Eliminated on 29-03-2016. Please verify the availability through our local distributors

- Eliminato il 29-03-2016. Verificare la disponibilità presso i nostri distributori
- Éliminé le 29-03-2016. Vérifier la disponibilité auprès de nos distributeurs sur place
- Am 29-03-2016 gestrichen. Evtl. Verfügbarkeit bitte bei unseren Händlern prüfen
- Eliminado en fecha 29-03-2016. Verificar la disponibilidad a través de nuestros distribuidores locales



7.1134



BRAKE/CLUTCH PEDAL SWITCHES

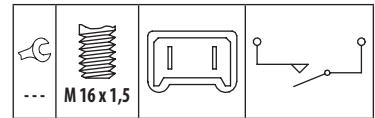
Adatt./Suitable:

RENAULT

77 00 844 331

⁰³Supplied until depletion

- Fornibile fino ad esaurimento delle scorte
- Fourni jusqu'à épuisement du stock
- Lieferbar solange vorrat reicht
- Suministrado hasta el stock termina



RENAULT

AVANTIME 2.0 16V Turbo	F4R760	11/01 ⇒ 05/03
AVANTIME 2.2 dCi	G9T712	05/02 ⇒ 05/03
AVANTIME 3.0i 24V	L7X722	05/01 ⇒
ESPACE III 1.9 dTi	F9Q722	02/99 ⇒ 10/02
ESPACE III 2.2 dCi	G9T642, F9Q710	07/00 ⇒ 10/02
LAGUNA I 1.9 dCi	F9Q718	09/99 ⇒ 03/01
LAGUNA I 1.9 dTi	F9Q710, G8T790	10/97 ⇒ 03/01
LAGUNA I 2.0	F3R723	11/93 ⇒ 03/01
LAGUNA I 2.2 D	G8T790, F9Q650	11/93 ⇒ 03/01
LAGUNA II 1.9 dCi	F9Q650, LCBB	03/01 ⇒

7.1137



BRAKE/CLUTCH PEDAL SWITCHES

Adatt./Suitable:

FORD

7 029 406
94BB-9C872-AC

JAGUAR

C2S 3685

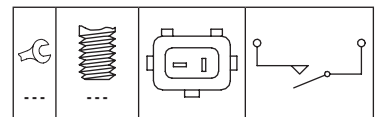
MAZDA

DD10-66-490

¹⁰⁶⁹with automatic adjustment

- con regolazione automatica
- avec réglage automatique
- mit automatischer Nachstellung
- con reajuste automático

MARKET DIFFUSION: MEDIUM



FORD

COUGAR 2.5 ST 200 24V	MABB	08/98 ⇒
COUGAR 2.5 V6 24V	LCBB, FUJA	06/00 ⇒ 12/01
FIESTA V 1.25 16V	FUJA, A9JA	05/02 ⇒ 06/08
FIESTA V 1.3	A9JA, FXDA	10/03 ⇒ 07/05
FOCUS I 1.4	FXDA, FYDA	08/98 ⇒ 03/05
FOCUS I 1.4 16V	FXDA	10/98 ⇒ 09/99
FOCUS I 1.6	FYDA, EYDB	08/98 ⇒ 04/05
FOCUS I 1.6 16V	--	02/01 ⇒ 11/04
FOCUS I 1.6 16V Flexifuel	FYDH	01/02 ⇒ 11/04
FOCUS I 1.8	EYDB, EYDB	08/98 ⇒ 04/05
FOCUS I 1.8 16V BiFuel	EYDB, BHDA	09/02 ⇒ 07/04
FOCUS I 1.8 BiFuel	EYDD	09/02 ⇒ 01/05
FOCUS I 1.8 DI / TDDi	BHDA, F9DA	08/99 ⇒ 11/04
FOCUS I 1.8 TDCi	F9DA, BHDA	03/01 ⇒ 03/05
FOCUS I 1.8 TDDi	BHDA, BHDA	08/98 ⇒ 03/05
FOCUS I 1.8 Turbo DI / TDDi	BHDA, EDDB	02/99 ⇒ 03/05
FOCUS I 2.0	EDDB, EDDB	08/98 ⇒ 07/04
FOCUS I 2.0 16V	EDDB, --	02/99 ⇒ 11/04

FORD			
FOCUS IRS	HMDA	10/02	⇒ 11/04
FOCUS I ST170	ALDA	03/02	⇒ 11/04
FUSION 1.25	--	10/02	⇒
FUSION 1.3	--, L1L	08/02	⇒
FUSION 1.4	--	08/02	⇒
MONDEO I 1.6 i 16V	L1L, NGA	05/98	⇒ 09/00
MONDEO I 2.0 i	NGA, SEB	08/96	⇒ 09/00
MONDEO I 2.5 24V	SEB, D5BA	10/99	⇒ 09/00
MONDEO II 2.0 16V DI / TDDi / TDCi	D5BA, QJBC	10/00	⇒ 03/07
MONDEO II 2.0 DI	PD20FMCR	10/00	⇒ 03/07
MONDEO II 2.0 TDCi	--	02/03	⇒ 06/05
MONDEO II 2.2 TDCi	QJBC, LJ46B	09/04	⇒ 03/07
SCORPIO II 2.5 TD	VM	09/96	⇒ 08/98

JAGUAR			
X-TYPE 2.0 D	LJ46B, AJNYB	07/03	⇒ 12/09
X-TYPE 2.1 V6	AJNYB, LJ46G	03/02	⇒ 11/09
X-TYPE 2.2 D	LJ46G, AJMxB	10/05	⇒ 12/09
X-TYPE 2.5	AJMxB, AJMxB	02/04	⇒ 12/09
X-TYPE 2.5 V6 Trazione integrale	AJMxB, AJLWB	06/01	⇒ 11/09
X-TYPE 3.0	AJLWB, AJLWB	02/04	⇒ 12/09
X-TYPE 3.0 Trazione integrale	AJ-V6	09/02	⇒ 12/08
X-TYPE 3.0 V6 Trazione integrale	AJLWB, FXJA	06/01	⇒ 12/08

MAZDA			
211.2	FUJA	02/03	⇒ 06/07
211.25	FUJA	04/03	⇒ 06/07
211.3 L	ZI-04	04/03	⇒ 06/07
211.4	FXJA, F6JA	02/03	⇒ 06/07
211.4 CD	F6JA, FYJA	04/03	⇒ 06/07
211.5	ZY-VE	04/03	⇒ 06/07
211.6	FYJA, L1F	02/03	⇒ 06/07

7.1139



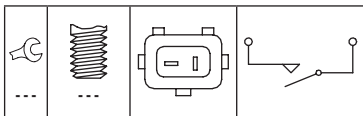

3

BRAKE/CLUTCH PEDAL SWITCHES

Adatt./Suitable:

FORD
6 707 668
7 029 405
93BB-9C872-BC

- 03 Supplied until depletion**
- Fornibile fino ad esaurimento delle scorte
 - Fourni jusqu'à épuisement du stock
 - Lieferbar solange vorrat reicht
 - Suministrado hasta el stock termina



FORD			
MONDEO I 1.6 i 16V	L1F, RKA	02/93	⇒ 08/96
MONDEO I 1.8 4x4	RKA	02/93	⇒ 08/96
MONDEO I 1.8 i 16V	RKA, RFM	02/93	⇒ 08/96
MONDEO I 1.8 i 16V 4x4	RKA	02/93	⇒ 08/96
MONDEO I 1.8 TD	RFM, NGA	06/93	⇒ 08/96
MONDEO I 2.0 i 16V	NGA, NGA	01/93	⇒ 08/96
MONDEO I 2.0 i 16V 4x4	NGA, ED8A	02/93	⇒ 08/96

7.1140



3

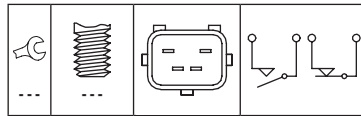

BRAKE/CLUTCH PEDAL SWITCHES

Adatt./Suitable:

FORD
1 018 344
1 066 391
1 143 409
7 029 402
94BB-7C534-AC
98AB-7C534-BA

JAGUAR
C2S 3682

MARKET DIFFUSION: HIGH



FORD			
COUGAR 2.0 16V	EDBA, LCBA	08/98	⇒ 12/01
COUGAR 2.5 ST 200	SGA	01/00	⇒ 12/01
COUGAR 2.5 ST 200 24V	MABB	08/98	⇒
COUGAR 2.5 V6 24V	LCBA, M7JA	06/00	⇒ 12/01
FIESTA V 1.25 16V	M7JA, A9JA	03/03	⇒ 06/08
FIESTA V 1.3	A9JA, FXJA	11/01	⇒ 06/08
FIESTA V 1.4 16V	FXJA, F6JA	11/01	⇒ 06/08
FIESTA V 1.4 TDCi	F6JA, FYJA	11/01	⇒ 12/10
FIESTA V 1.6 16V	FYJA, HHJA	11/01	⇒ 06/08
FIESTA V 1.6 TDCi	HHJA, FXDA	11/04	⇒ 06/08
FIESTA V ST150	N4JB	03/05	⇒ 06/08
FOCUS I 1.4	FXDA, FYDA	08/98	⇒ 03/05
FOCUS I 1.4 16V	FXDA	10/98	⇒ 09/99
FOCUS I 1.6	FYDA, EYDB	08/98	⇒ 04/05
FOCUS I 1.6 16V	--	02/01	⇒ 11/04
FOCUS I 1.6 16V Flexifuel	FYDH	01/02	⇒ 11/04
FOCUS I 1.8	EYDB, EYDB	08/98	⇒ 04/05
FOCUS I 1.8 16V BiFuel	EYDB, BHDA	09/02	⇒ 07/04
FOCUS I 1.8 BiFuel	EYDD	09/02	⇒ 01/05
FOCUS I 1.8 DI / TDDi	BHDA, F9DA	08/99	⇒ 11/04
FOCUS I 1.8 TDCi	F9DA, BHDA	03/01	⇒ 03/05
FOCUS I 1.8 TDDi	BHDA, BHDA	08/98	⇒ 03/05
FOCUS I 1.8 Turbo DI / TDDi	BHDA, EDDB	02/99	⇒ 03/05
FOCUS I 2.0	EDDB, EDDB	08/98	⇒ 07/04
FOCUS I 2.0 16V	EDDB, --	02/99	⇒ 11/04
FOCUS IRS	HMDA	10/02	⇒ 11/04
FOCUS I ST170	ALDA	03/02	⇒ 11/04
FUSION 1.25	--	10/02	⇒
FUSION 1.3	--	08/02	⇒
FUSION 1.4	--, F6JA	08/02	⇒
FUSION 1.4 LPG	UTJA	01/10	⇒ 12/12
FUSION 1.4 TDCi	F6JA, FYJA	08/02	⇒ 12/12
FUSION 1.6	FYJA, HHJA	08/02	⇒ 11/08
FUSION 1.6 TDCi	HHJA, L1L	11/04	⇒ 12/12
FUSION 2.0	--	11/04	⇒
GALAXY I 2.0 i	NSE	11/95	⇒ 05/06
GALAXY I 2.3 16V	Y5B	01/97	⇒ 05/06
MONDEO I 1.6 i	L1J	08/96	⇒ 09/00
MONDEO I 1.6 i 16V	L1L, RKB	05/98	⇒ 09/00
MONDEO I 1.8 i	RKB, NGA	08/96	⇒ 09/00
MONDEO I 1.8 TD	RFN	08/96	⇒ 09/00
MONDEO I 2.0 i	NGA, SEA	08/96	⇒ 09/00
MONDEO I 2.5 24V	SEA, CGBA	08/96	⇒ 09/00
MONDEO I 2.5 ST 200	SGA	05/99	⇒ 09/00
MONDEO II 1.8 16V	CGBA, CJBA	10/00	⇒ 03/07
MONDEO II 1.8 SCi	CFBA	06/03	⇒ 03/07
MONDEO II 2.0 16V	CJBA, D5BA	10/00	⇒ 03/07
MONDEO II 2.0 16V DI / TDDi / TDCi	D5BA, D6BA	10/00	⇒ 03/07
MONDEO II 2.0 16V TDDi / TDCi	D6BA, --	10/00	⇒ 03/07
MONDEO II 2.0 DI	PD20FMCR	10/00	⇒ 03/07
MONDEO II 2.0 TDCi	--, QJBA	10/01	⇒ 03/07
MONDEO II 2.2 TDCi	QJBA, EYPA	09/04	⇒ 03/07
MONDEO II 2.5 V6 24V	LCBD	10/00	⇒ 03/07
MONDEO II 3.0 V6 24V	REBA	09/04	⇒ 03/07

FORD			
MONDEO II ST220	MEBA	04/02	⇒ 03/07
TOURNEO CONNECT I 1.8 16V	EYPA, HCPA	06/02	⇒ 12/13
TOURNEO CONNECT I 1.8 TDCi	HCPA, BHPA	06/02	⇒ 12/13
TOURNEO CONNECT I 1.8 TDCi / TDi / DI	BHPA, EYPA	06/02	⇒ 12/13
TRANSIT III 2.0 DI	ABFA, CYFA	08/00	⇒ 05/06
TRANSIT III 2.0 TDCi	FIFA	08/02	⇒ 05/06
TRANSIT III 2.2 TDCi	CYFA, CYRB	04/06	⇒ 08/14
TRANSIT III 2.2 TDCi 4x4	CYRB, CVRA	10/11	⇒ 08/14
TRANSIT III 2.2 TDCi RWD	CVRA, GZFA	09/11	⇒
TRANSIT III 2.3 16V CNG RWD	GZFC	04/06	⇒ 08/14
TRANSIT III 2.4 16V RWD	GZFA, D2FA	04/06	⇒ 08/14
TRANSIT III 2.4 DI	D2FA, D4FA	01/00	⇒ 05/06
TRANSIT III 2.4 DI RWD	D4FA, --	01/00	⇒ 05/06
TRANSIT III 2.4 TD	F4FA	08/00	⇒ 08/03
TRANSIT III 2.4 TD 4x4	F4FA	08/00	⇒ 08/03
TRANSIT III 2.4 TDCi	--, H9FD	03/04	⇒
TRANSIT III 2.4 TDCi 4x4	H9FB	11/06	⇒ 08/14
TRANSIT III 2.4 TDCi HPCR	--	07/06	⇒
TRANSIT III 2.4 TDCi RWD	H9FD, DOFA	04/06	⇒ 08/14
TRANSIT III 2.4 TDDi	D4FA	08/00	⇒ 08/03
TRANSIT III 2.4 TDE	DOFA, SAFA	07/01	⇒ 05/06
TRANSIT III 3.2 TDCi	SAFA, SAFA	02/08	⇒ 08/14
TRANSIT III 3.2 TDCi RWD	SAFA, PGFA	09/07	⇒ 08/14
TRANSIT 1.8 CNG	EYPCNG	05/02	⇒ 12/13
TRANSIT CONNECT I 1.8 16V	EYPA, EYPA	06/02	⇒ 12/13
TRANSIT CONNECT I 1.8 16V LPG	EYPA, BHPA	06/02	⇒ 12/13
TRANSIT CONNECT I 1.8 Di	BHPA, HCPA	06/02	⇒ 12/13
TRANSIT CONNECT I 1.8 TDCi	HCPA, ABFA	06/02	⇒ 12/13
TRANSIT TOURNEO 2.2 TDCi	PGFA, IZ	07/06	⇒ 08/14

JAGUAR			
X-TYPE 2.0 D	R4-X404	07/03	⇒ 12/09

7.1142



04

BRAKE/CLUTCH PEDAL SWITCHES

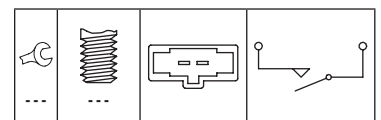
Adatt./Suitable:

FORD
1 044 902
7 262 702
95VW-9E740-AA
95VW-9E740-AB

SEAT
1HO 927 189 C

VW
1HO 927 189 C

- 1069 with automatic adjustment**
- con regolazione automatica
 - avec réglage automatique
 - mit automatischer Nachstellung
 - con reajuste automático



FORD			
GALAXY I 1.9 TDI	IZ, AFN	03/95	⇒ 05/06

SEAT			
ALHAMBRA I / II 1.9 TDI	AFN, IZ	08/96	⇒ 06/00

VW			
GOLF III 1.9 SDI	AEY	07/95	⇒ 04/99
GOLF III 1.9 TDI	IZ, IZ	08/95	⇒ 05/98
PASSAT III 1.9 TDI	IZ, AFN	10/93	⇒ 05/97
POLO III 1.9 SDI	AGD	07/96	⇒ 12/99
SHARAN I 1.9 TDI	AFN, ACV	09/96	⇒ 04/00
TRANSPORTER IV 2.5 TDI	ACV, AUA	09/95	⇒ 04/03
TRANSPORTER IV 2.5 TDI Syncro	ACV	09/95	⇒ 04/03
VENTO 1.9 TDI	AHU	09/93	⇒ 09/98

7.1143



04

BRAKE/CLUTCH PEDAL SWITCHES

Adatt./Suitable:

AUDI

1H0 927 189 A
1H0 927 189 D

FORD

1 044 903
7 291 993
95VW-9E740-BA
95VW-9E740-BB

SEAT

1H0 927 189 A
1H0 927 189 D

SKODA

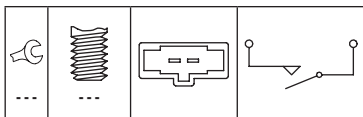
1H0 927 189 A
1H0 927 189 D

VW

1H0 927 189 A
1H0 927 189 D**1069 with automatic adjustment**

- con regolazione automatica
- avec réglage automatique
- mit automatischer Nachstellung
- con reajuste automático

MARKET DIFFUSION: HIGH



AUDI			
A2 1.2 TDI	ANY	03/01	⇒ 08/05
A2 1.4	AUA, AMF	02/00	⇒ 08/05
A2 1.4 TDI	AMF, AEH	02/00	⇒ 08/05
A2 1.6 FSI	BAD	05/02	⇒ 08/05
A3 1.1.6	AEH, AGN	09/96	⇒ 05/03
A3 1.1.8	AGN, AGU	09/96	⇒ 05/03
A3 1.1.8 T	AGU, AGU	12/96	⇒ 05/03
A3 1.1.8 T quattro	AGU, AGR	12/96	⇒ 05/03
A3 1.9 TDI	AGR, AMK	09/96	⇒ 07/01
A3 1.9 TDI quattro	AMK, AJQ	03/99	⇒ 04/02
Q7 1.3.6 FSI quattro	BHK	08/06	⇒ 05/10
TT 1.1.8	AJQ, AJQ	10/98	⇒ 06/06
TT 1.1.8 T	AJQ, AJQ	01/01	⇒ 06/06
TT 1.1.8 T quattro	AJQ, 1Z	10/98	⇒ 06/06

FORD			
GALAXY 1.9 TDI	1Z, AJH	04/00	⇒ 05/06
GALAXY 1.2.8 i V6	AAA	11/95	⇒ 04/00
GALAXY 1.2.8 V6	AYL	04/00	⇒ 05/06

SEAT			
ALHAMBRA I / II 1.8	AJH, ANU	05/98	⇒ 03/10
ALHAMBRA I / II 1.9 TDI	ANU, ADY	06/00	⇒ 03/10
ALHAMBRA I / II 1.9 TDI 4motion	AUY	06/00	⇒ 03/10
ALHAMBRA I / II 2.0 i	ADY, AUE	04/96	⇒ 03/10
ALHAMBRA I / II 2.8 V6	AUE, AUE	06/00	⇒ 03/10
ALHAMBRA I / II 2.8 V6 4motion	AUE, AHW	06/00	⇒ 03/10

AROSA 1.4 TDI	AMF	01/00	⇒ 06/04
AROSA 1.7 SDI	AKU	08/97	⇒ 06/04
LEON I 1.4 16V	AHW, APP	11/99	⇒ 06/06
LEON I 1.6	AKL	11/99	⇒ 06/06
LEON I 1.6 16V	AZD	09/00	⇒ 06/06
LEON I 1.8 20V	APG	11/99	⇒ 06/06
LEON I 1.8 20V T	APP, AJQ	11/99	⇒ 06/06
LEON I 1.8 20V T 4	AJQ, AGR	11/99	⇒ 06/06
LEON I 1.9 SDI	AQM	11/99	⇒ 06/06
LEON I 1.9 TDI	AGR, AFN	09/00	⇒ 06/06
LEON I 1.9 TDI Syncro	ARL	05/02	⇒ 06/06
LEON I 2.3 V5	AGZ	10/98	⇒ 11/00
LEON I 2.3 VR5	AQN	09/00	⇒ 11/03
LEON I 2.8 Cupra 4	AUE	02/01	⇒ 06/06
TOLEDO I 1.9 TDI	AFN, AEH	08/95	⇒ 03/99
TOLEDO II 1.6	AEH, AGR	10/98	⇒ 07/04
TOLEDO II 1.8 20V	AGN	10/98	⇒ 07/04
TOLEDO II 1.9 TDI	AGR, AEE	10/98	⇒ 07/04
TOLEDO II 2.3 V5	AGZ	10/98	⇒ 11/00

SKODA			
OCTAVIA I 1.4	AMD	04/99	⇒ 03/01
OCTAVIA I 1.6	AEE, AGU	09/96	⇒ 12/07
OCTAVIA I 1.8	AGN	09/96	⇒ 07/00
OCTAVIA I 1.8 20V	AGN	07/98	⇒ 07/00
OCTAVIA I 1.8 T	AGU, AGP	07/98	⇒ 12/10
OCTAVIA I 1.8 T 4x4	ARX	05/01	⇒ 05/06
OCTAVIA I 1.9 SDI	AGP, AHF	06/97	⇒ 12/03

SKODA			
OCTAVIA I 1.9 TDi	AHF, APK	08/97	⇒ 01/06
OCTAVIA I 2.0	APK, AZH	04/99	⇒ 05/07
OCTAVIA I 2.0 4x4	AZH, CNEA	08/00	⇒ 09/04

VOLKSWAGEN (BR)			
GOLF A4 1.6i	AKL	10/99	⇒
GOLF A4 1.8i Turbo 20v	AGU	10/99	⇒

VW			
AMAROK 2.0 TDI	CNEA, DDXA	09/11	⇒
AMAROK 3.0 TDI	DDXA	06/16	⇒
AMAROK 3.0 TDI 4motion	DDXA, AEH	06/16	⇒
BORA 1.6	AEH, AGR	10/98	⇒ 05/05
BORA 1.8	AGN	10/98	⇒ 05/05
BORA 1.8 4motion	AGN	02/99	⇒ 05/05
BORA 1.9 TDI	AGR, AQP	07/01	⇒
BORA 2.3 V5	AGZ	10/98	⇒ 10/00
BORA 2.3 V5 4motion	AGZ	12/98	⇒ 10/00
BORA 2.8 V6 4motion	AQP, 1Z	03/99	⇒ 05/05
GOLF III 1.9 SDI	AEY	07/95	⇒ 04/99
GOLF III 1.9 TDI	1Z, AXP	08/95	⇒ 05/98
GOLF IV 1.4	AXP, AHW	05/00	⇒ 06/06
GOLF IV 1.4 16V	AHW, AEH	08/97	⇒ 06/06
GOLF IV 1.6	AEH, AGU	08/97	⇒ 05/04
GOLF IV 1.8	AGN	08/97	⇒ 06/05
GOLF IV 1.8 4motion	AGN	05/99	⇒ 06/06
GOLF IV 1.8 T	AGU, AGP	08/97	⇒ 06/06
GOLF IV 1.9 SDi	AGP, AFN	08/97	⇒ 05/06
GOLF IV 1.9 TDI	AFN, AGR	10/97	⇒ 05/06
GOLF IV 1.9 TDI 4motion	AGR, APK	05/01	⇒ 05/06
GOLF IV 1.9 TDI GTi	ARL	06/01	⇒ 06/06
GOLF IV 2.0	APK, 1Z	06/98	⇒ 06/06
GOLF IV 2.3 V5	AGZ	08/97	⇒ 06/06
GOLF IV 2.3 V5 4motion	AGZ	12/98	⇒ 06/06
GOLF VI 1.8	AGN	05/98	⇒ 10/00
GOLF VI 1.9 TDi	AGR	07/98	⇒ 04/02
LUPO 1.6 GTI	AVY	09/00	⇒ 07/05
NEW BEETLE 1.8 T	AWV	01/03	⇒ 09/10
PASSAT III 1.9 TDI	1Z, AJH	10/93	⇒ 05/97
POLO III 1.4 TDI	AMF	10/99	⇒ 09/01
POLO III 1.7 SDI	AHG	04/97	⇒ 09/01
POLO III 1.9 D	AGD	10/99	⇒ 09/01
POLO III 1.9 SDI	AGD	07/96	⇒ 09/01
POLO III 60 1.7 SDI	AKU	08/97	⇒ 10/99
POLO III 64 1.9 D	AGD	10/94	⇒ 10/99
POLO III 64 1.9 SDI	AGD	07/96	⇒ 10/99
SHARAN I 1.8 T 20V	AJH, 1Z	09/97	⇒ 03/10
SHARAN I 1.9 TDI	1Z, AUY	04/00	⇒ 03/10
SHARAN I 1.9 TDI 4motion	AUY, ADY	04/00	⇒ 03/10
SHARAN I 2.0	ADY, BAC	09/95	⇒ 03/10
SHARAN I 2.8 V6 24V	AYL	04/00	⇒ 03/10
SHARAN I 2.8 V6 24V 4motion	AYL	04/00	⇒ 03/10
TOUAREG I 2.5 R5 TDI	BAC, BKS	01/03	⇒ 05/10
TOUAREG I 3.0 V6 TDI	BKS, AZZ	11/04	⇒ 05/10
TOUAREG I 3.2 V6	AZZ, APL	10/02	⇒ 11/06
TOUAREG I 3.6 V6 FSI	BHK	10/05	⇒ 05/10
TRANSPORTER IV 2.5	APL, APL	08/96	⇒ 04/03
TRANSPORTER IV 2.5 Syncro	APL, ACV	07/96	⇒ 04/03
TRANSPORTER IV 2.5 TDI	ACV, AR33601	09/95	⇒ 04/03
TRANSPORTER IV 2.5 TDI Syncro	ACV	09/95	⇒ 04/03

7.1145



3

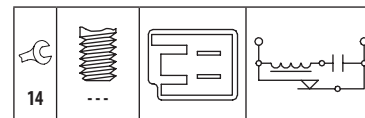
BRAKE/CLUTCH PEDAL SWITCHES

Adatt./Suitable:

ALFA ROMEO

60615820
60622301
60810532**1069 with automatic adjustment**

- con regolazione automatica
- avec réglage automatique
- mit automatischer Nachstellung
- con reajuste automático



ALFA ROMEO			
145 1.4 i.e.	AR33501	07/94	⇒ 12/96
145 1.6 i.e.	AR33201	10/94	⇒ 12/96
145 1.7 i.e. 16V	AR33401	10/94	⇒ 12/96
145 1.9 TD	AR33601, AR32102	10/94	⇒ 02/99
145 2.0 16V T.S.	AR67204	10/95	⇒ 01/01
145 2.0 16V T.SPARK Q.V. [BRA]	AR67299	10/95	⇒ 09/96
146 1.4 i.e.	AR33501	12/94	⇒ 12/96
146 1.4 i.e. 16V T.S.	AR33503	11/96	⇒ 01/01
146 1.6 i.e.	AR33201	12/94	⇒ 12/96
146 1.6 i.e. 16V T.S.	AR32102, AR33601	11/96	⇒ 10/01
146 1.7 i.e. 16V	AR33401	12/94	⇒ 12/96
146 1.8 i.e. 16V T.S.	AR67106	11/96	⇒ 01/01
146 1.8 Twin Spark iE	AR32201	03/96	⇒ 10/01
146 1.9 TD	AR33601, AR34201	12/94	⇒ 02/99
146 2.0	AR32301	03/97	⇒ 10/01
146 2.0 16V T.S.	AR67204	10/95	⇒ 01/01

7.1146



3

BRAKE/CLUTCH PEDAL SWITCHES

Adatt./Suitable:

ALFA ROMEO

82483047

FIAT

82483047

LANCIA

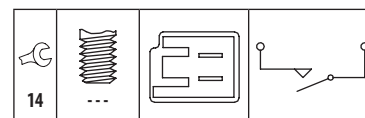
82483047

00 Eliminato on 07-03-2016. Please verify the availability through our local distributors

- Eliminato il 07-03-2016. Verificare la disponibilità presso i nostri distributori
- Eliminé le 07-03-2016. Vérifier la disponibilité auprès de nos distributeurs sur place
- Am 07-03-2016 gestrichen. Evtl. Verfügbarkeit bitte bei unseren Händlern prüfen
- Eliminado en fecha 07-03-2016. Verificar la disponibilidad a través de nuestros distribuidores locales

1069 with automatic adjustment

- con regolazione automatica
- avec réglage automatique
- mit automatischer Nachstellung
- con reajuste automático



ALFA ROMEO			
166 2.0 V6	AR34102	09/98	⇒ 10/00

ALFA ROMEO			
166 2.5 V6 24V	AR34201, AR34301	10/00 ⇒ 06/07	
166 3.0 V6 24V	AR34301, D9B(XUD9A/U)	10/00 ⇒ 06/07	
166 3.0 V6 24V [BRA]	AR34302	08/98 ⇒ 09/00	
166 3.2 V6 24V	936A.000	10/03 ⇒ 06/07	
FIAT			
CROMA I 2500 TD	8144.97Y	05/89 ⇒ 08/96	
LANCIA			
THEMA 2500 Turbo DS	8144.97Y	05/92 ⇒ 07/94	

7.1147



3

BRAKE/CLUTCH PEDAL SWITCHES

Adatt./Suitable:

CITROËN

4534 25
4534 60

FIAT

1320175080
1326102080

PEUGEOT

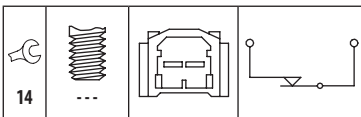
4534 60
4534.25

Eliminated on 12-11-2018. Please verify the availability through our local distributors

- Eliminato il 12-11-2018. Verificare la disponibilità presso i nostri distributori
- Éliminé le 12-11-2018. Vérifier la disponibilité auprès de nos distributeurs sur place
- Am 12-11-2018 gestrichen. Evtl. Verfügbarkeit bitte bei unseren Händlern prüfen
- Eliminado en fecha 12-11-2018. Verificar la disponibilidad a través de nuestros distribuidores locales

1069 with automatic adjustment

- con regolazione automatica
- avec réglage automatique
- mit automatischer Nachstellung
- con reajuste automático



CITROËN			
JUMPER I 1.9 D	D9B(XUD9A/U), D8C(XUD9UTF)	02/94 ⇒ 04/02	
JUMPER I 1.9 TD	D8C(XUD9UTF), RFW(XU10J2U)	02/94 ⇒ 04/02	
JUMPER I 1.9 TD 4x4	D8C(XUD9UTF)	08/96 ⇒ 04/02	
JUMPER I 2.0	RFW(XU10J2U), 230A2.000	02/94 ⇒ 04/02	
JUMPER I 2.0 4x4	RFW(XU10J2U)	08/96 ⇒ 04/02	
JUMPER I 2.5 D	T9A(DJ5)	03/94 ⇒ 04/02	
JUMPER I 2.5 D 4x4	T9A(DJ5)	08/96 ⇒ 04/02	
JUMPER I 2.5 TD	T8A(DJ5T)	03/94 ⇒ 04/02	
JUMPER I 2.5 TD 4x4	T8A(DJ5T)	08/96 ⇒ 04/02	
JUMPER I 2.5 TDi	THX(DJ5TED)	12/96 ⇒ 04/02	
JUMPER I 2.5 TDi 4x4	THX(DJ5TED)	12/96 ⇒ 04/02	
FIAT			
DUCATO II 1.9 D	230A2.000, --	03/94 ⇒ 04/02	
DUCATO II 1.9 D Combinato	230A2.000	06/95 ⇒ 04/02	
DUCATO II 1.9 TD	230A3.000	03/94 ⇒ 04/02	
DUCATO II 1.9 TD CAT	230A4.000	08/94 ⇒ 04/02	
DUCATO II 1.9 TD Combinato	230A4.000	08/94 ⇒ 04/02	
DUCATO II 1.9 TD Panorama/Combinato	230A3.000	03/94 ⇒ 04/02	
DUCATO II 2.0	--, 8140.47	03/94 ⇒ 04/02	
DUCATO II 2.0 4x4	RFW	11/94 ⇒ 04/02	
DUCATO II 2.0 Panorama/Combinato	RFW	03/94 ⇒ 04/02	
DUCATO II 2.5 D	8140.67	03/94 ⇒ 04/02	
DUCATO II 2.5 D 4x4	8140.67	03/94 ⇒ 04/02	
DUCATO II 2.5 D Combinato	8140.67	08/94 ⇒ 04/02	
DUCATO II 2.5 TD	8140.47, 8140.47	06/94 ⇒ 08/98	
DUCATO II 2.5 TD 4x4	8140.47, D9B(XUD9A)	06/94 ⇒ 04/98	
DUCATO II 2.5 TDI	8140.47	03/94 ⇒ 04/02	
DUCATO II 2.5 TDI 4x4	8140.47	04/97 ⇒ 04/02	
DUCATO II 2.5 TDI Panorama/Combinato	8140.47	03/94 ⇒ 04/02	

FIAT			
DUCATO II 2.8 D	8140.63	02/98 ⇒ 04/02	
DUCATO II 2.8 D 4x4	8140.63	08/98 ⇒ 04/02	
DUCATO II 2.8 iTD 4x4	8140.43	05/98 ⇒ 09/01	
DUCATO II 2.8 TD 4x4	8140.43	05/98 ⇒ 11/01	
DUCATO II 2.8 TDI	8140.43	10/97 ⇒ 04/02	
DUCATO II 2.8 TDI 4x4	8140.43	06/99 ⇒ 04/02	
PEUGEOT			
BOXER I 1.9 D	D9B(XUD9A), D8C(XUD9UTF)	03/94 ⇒ 04/02	
BOXER I 1.9 DT 4x4	XUD9TE	03/96 ⇒ 09/98	
BOXER I 1.9 TD	D8C(XUD9UTF), 8140.67	03/94 ⇒ 04/02	
BOXER I 1.9 TD 4x4	D8C(XUD9UTF)	07/96 ⇒ 04/02	
BOXER I 2.0	R5B(XU102C)	02/94 ⇒ 02/02	
BOXER I 2.0 4x4	--	03/96 ⇒ 09/98	
BOXER I 2.0 i	RFW(XU10J2)	03/94 ⇒ 04/02	
BOXER I 2.0 i 4x4	RFW(XU10J2)	08/96 ⇒ 04/02	
BOXER I 2.5 D	8140.67, T8A(DJ5T)	03/94 ⇒ 04/02	
BOXER I 2.5 D 4x4	T9A(DJ5)	07/96 ⇒ 04/02	
BOXER I 2.5 TD	T8A(DJ5T), K9K790	03/94 ⇒ 04/02	
BOXER I 2.5 TD 4x4	T8A(DJ5T)	07/96 ⇒ 04/02	
BOXER I 2.5 TDI	THX(DJ5TED)	01/97 ⇒ 04/02	
BOXER I 2.5 TDI 4x4	THX(DJ5TED)	01/97 ⇒ 04/02	

7.1148



3

BRAKE/CLUTCH PEDAL SWITCHES

Adatt./Suitable:

DACIA

77 00 414 986

GENERAL MOTORS

9 160 984

NISSAN

25320-00QAB

OPEL

44 14 063
45 00 684
9160984

RENAULT

77 00 414 986
77 00 842 697

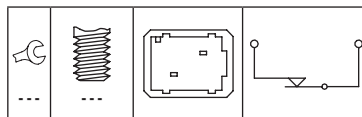
VAUXHALL

9160984

1069 with automatic adjustment

- con regolazione automatica
- avec réglage automatique
- mit automatischer Nachstellung
- con reajuste automático

MARKET DIFFUSION: HIGH



DACIA			
LOGAN I 1.0	D4D760	12/05 ⇒	
LOGAN I 1.2 16V	D4F732	02/06 ⇒	
LOGAN I 1.4	K7J710	09/04 ⇒	
LOGAN I 1.4 MPI LPG	K7J710	02/06 ⇒	
LOGAN I 1.5 dCi	K9K790, K7M710	09/05 ⇒	
LOGAN I 1.6	K7M710, K4M690	09/04 ⇒	
LOGAN I 1.6 16V	K4M690, K9K790	12/05 ⇒	
LOGAN I 1.6 16V Hi-Flex	K4M690	11/09 ⇒	
LOGAN I 1.6 Bifuel	K7M710	11/08 ⇒	
SANDERO I 1.2 16V	D4F732	11/08 ⇒	
SANDERO I 1.2 16V LPG	D4F732	11/08 ⇒	
SANDERO I 1.4	K7J710	06/08 ⇒	
SANDERO I 1.5 dCi	K9K790, K7M710	06/08 ⇒	
SANDERO I 1.6	K7M710, G9U650	06/08 ⇒	
SANDERO I 1.6 16V Bifuel	K4M690	01/11 ⇒	
SANDERO 1.6 LPG	K7M718	01/10 ⇒ 12/12	
NISSAN			
INTERSTAR dCi 100	G9U650, G9U650	11/03 ⇒	
INTERSTAR dCi 120	G9U650, F9Q772	04/02 ⇒	
INTERSTAR dCi 140	ZD30	11/03 ⇒	
INTERSTAR dCi 150	G9U632	08/06 ⇒	
INTERSTAR dCi 80	F9Q772, G9T722	04/02 ⇒	
INTERSTAR dCi 90	G9T722, D7F726	07/02 ⇒	
KUBISTAR 1.2	D7F726, K7J700	08/03 ⇒	
KUBISTAR 1.2 16V	D4F730	04/06 ⇒	
KUBISTAR 1.4	K7J700, K9K710	08/03 ⇒ 10/09	
KUBISTAR 1.5 dCi	K9K710, K4M750	08/03 ⇒ 10/09	
KUBISTAR 1.5 dCi 70	K9K700	04/06 ⇒ 10/09	
KUBISTAR 1.5 dCi 85	K9K276	04/06 ⇒ 10/09	
KUBISTAR 1.6 16V	K4M750, F4R720	08/03 ⇒	

NISSAN			
PRIMASTAR 2.0	F4R720, M9R630	03/01 ⇒	
PRIMASTAR 2.0 dCi 115	M9R630, M9R630	09/06 ⇒	
PRIMASTAR 2.0 dCi 90	M9R630, M9R630	09/06 ⇒	
PRIMASTAR 2.5 dCi 115	G9U720	09/08 ⇒	
PRIMASTAR 2.5 dCi 150	G9U632	09/06 ⇒	
PRIMASTAR dCi 115	G9U720	09/08 ⇒	
PRIMASTAR dCi 120	M9R630, M9R630	09/06 ⇒	
PRIMASTAR dCi 150	G9U632	09/06 ⇒	
PRIMASTAR dCi 90	M9R630, F9Q770	09/06 ⇒	
OPEL			
MOVANO A 1.9 DTI	F9Q770, G9T720	09/00 ⇒	
MOVANO A 2.2 DTI	G9T720, G9U632	09/00 ⇒	
MOVANO A 2.5 CDTI	G9U632, S8U770	10/03 ⇒	
MOVANO A 2.5 D	S8U770, G9U720	07/98 ⇒ 09/00	
MOVANO A 2.5 DTI	G9U720, S9W700	10/01 ⇒	
MOVANO A 2.8 DTI	S9W700, ZD3200	07/98 ⇒ 10/01	
MOVANO A 3.0 DTI	ZD3200, F9Q762	10/03 ⇒	
VIVARO A 1.9 DI	F9Q762, M9R630	08/01 ⇒	
VIVARO A 1.9 DTI	F9Q760	08/01 ⇒	
VIVARO A 2.0 16V	F4R720	08/01 ⇒	
VIVARO A 2.0 CDTI	M9R630, G9M86	01/06 ⇒	
VIVARO A 2.0 ECOTEC	F4R820	08/06 ⇒	
VIVARO A 2.5 CDTI	G9M86, D4F728	08/06 ⇒	
VIVARO A 2.5 DTI	G9U730	05/03 ⇒	
RENAULT			
CLIO II 1.0	D7D760	02/00 ⇒ 05/01	
CLIO II 1.0 16V	D4D700	01/01 ⇒	
CLIO II 1.2	D4F728, D4F706	03/98 ⇒	
CLIO II 1.2 16V	D4F706, D7F722	06/01 ⇒	
CLIO II 1.2 BiFuel	D7F722	03/98 ⇒ 10/01	
CLIO II 1.2 LPG	D7F722, E7J634	09/98 ⇒ 06/09	
CLIO II 1.4	E7J634, K4J700	03/98 ⇒	
CLIO II 1.4 16V	K4J700, K9K700	08/00 ⇒	
CLIO II 1.5 dCi	K9K700, K4M708	06/01 ⇒	
CLIO II 1.6	K4M708, K4M742	10/99 ⇒	
CLIO II 1.6 [ExtraEU]	K4M736	01/04 ⇒ 12/08	
CLIO II 1.6 16V	K4M734	10/99 ⇒	
CLIO II 1.6 Hi-Flex	K4M742, F8Q630	04/04 ⇒ 02/10	
CLIO II 1.6i	K4M736	11/04 ⇒	
CLIO II 1.9	F8Q630	09/98 ⇒ 05/01	
CLIO II 1.9 D	F8Q630, F9Q780	02/00 ⇒	
CLIO II 1.9 DTi	F9Q780, F4R730	02/00 ⇒	
CLIO II 2.0 16V	F4R732	06/01 ⇒	
CLIO II 2.0 16V Sport	F4R730, L7X760	02/00 ⇒	
CLIO II 3.0 RS V6	L7X760, L7X760	01/03 ⇒	
CLIO III 1.2	D7F726	11/05 ⇒ 08/09	
CLIO III 1.2 16V	D4F706	06/05 ⇒	
CLIO IV 3.0 RS V6	L7X760, D4D700	03/13 ⇒	
KANGOO I 1.0	D4D700, D4D700	09/98 ⇒	
KANGOO I 1.0 16V	D4D700, D4F712	03/98 ⇒	
KANGOO I 1.2	D4F712, D4F712	08/97 ⇒	
KANGOO I 1.2 16V	D4F712, D7F710	06/01 ⇒	
KANGOO I 1.2 BiFuel	D7F710, E7J634	06/97 ⇒ 06/03	
KANGOO I 1.4	E7J634, K9K700	08/97 ⇒	
KANGOO I 1.5 dCi	K9K700, K4M730	02/01 ⇒	
KANGOO I 1.6	K4M730, K4M708	09/01 ⇒	
KANGOO I 1.6 [ExtraEU]	K4M708, K4M708	06/01 ⇒ 03/09	
KANGOO I 1.6 16V	K4M708, K4M708	06/01 ⇒	
KANGOO I 1.6 16V 4x4	K4M708, F8Q630	02/01 ⇒	
KANGOO I 1.6 16V bivalent	K4M850CNG	06/05 ⇒	
KANGOO I 1.6 BiFuel	K4M750	06/05 ⇒ 06/08	
KANGOO I 1.6 Hi-Flex	K4M850	02/08 ⇒	
KANGOO I 1.9	F8Q630, F9Q782	06/97 ⇒ 12/06	
KANGOO I 1.9 D	F8Q632	09/99 ⇒ 06/03	
KANGOO I 1.9 dCi	F9Q782, F9Q782	07/03 ⇒	
KANGOO I 1.9 dCi 4x4	F9Q782, F9Q780	10/01 ⇒	
KANGOO I 1.9 dTi	F9Q780, F8Q630	02/00 ⇒	
KANGOO I 1.9 RXED	F8Q632	09/99 ⇒ 06/01	
KANGOO I D 55 1.9	F8Q662	08/97 ⇒	
KANGOO I D 65 1.9	F8Q630, 5DC700	08/97 ⇒	
KANGOO I Elect road RE	5DC700, K4M690	01/02 ⇒ 12/04	
KANGOO I Electric	5EE700	03/98 ⇒	
LOGAN 1.0	D4D760	12/05 ⇒	
LOGAN 1.2 16V	D4F732	02/06 ⇒	
LOGAN 1.4	K7J710	09/04 ⇒	
LOGAN 1.4 LPG	K7J714	02/08 ⇒ 10/13	
LOGAN 1.5 dCi	K9K790	09/05 ⇒	
LOGAN 1.6	K4M690, S9W206	09/04 ⇒	
LOGAN 1.6 16V	K4M694	12/05 ⇒	
LOGAN 1.6 LPG	K7M718	04/07 ⇒ 11/12	
LOGAN EXPRESS 1.5 dCi	K9K792	04/07 ⇒	
MASCOTT 2.8	S9W700	01/99 ⇒ 12/01	
MASCOTT 2.8 dCi	S9W206, F9Q772	01/99 ⇒ 06/05	
MASTER II 1.9 dCi 80	F9Q772, G9T720	11/01 ⇒	
MASTER II 1.9 DTI	F9Q770	09/00 ⇒	
MASTER II 2.2 dCi 90	G9T720, S8U770	09/00 ⇒	
MASTER II 2.5 D	S8U770, G9U632	10/97 ⇒	
MASTER II 2.5 dCi	G9U632, G9U650	11/02 ⇒	

RENAULT			
MASTER II 2.5 dCi 100	G9U650, G9U720	10/03	⇒
MASTER II 2.5 dCi 120	G9U720, S9W700	10/01	⇒
MASTER II 2.8	S8W700	11/97	⇒ 10/03
MASTER II 2.8 d	S8W700	05/01	⇒
MASTER II 2.8 dTi	S9W700, ZD3200	07/98	⇒
MASTER II 3.0 dCi 120	ZD3600	06/05	⇒
MASTER II 3.0 dCi 140	ZD3200, S9W206	10/03	⇒
MASTER II 3.0 dCi 160	ZD3604	06/05	⇒
MASTER PRO 2.8 dCi	S9W206, ZD3606	06/05	⇒ 04/10
MASTER PRO 3.0 dCi	ZD3606, K4M704	06/05	⇒ 04/10
MEGANE I 1.6 BiFuel	K4M704, K4M704	10/96	⇒ 07/03
MEGANE I 1.6 LPG	K4M704, F9Q730	10/00	⇒ 03/99
MEGANE I 1.9 dTi	F9Q730, F4R746	02/01	⇒ 08/03
MEGANE I 2.0 16V	F4R720	05/00	⇒
MEGANE I 2.0 16V IDE	F4R746, F3R791	11/99	⇒ 08/03
MEGANE I 2.0 i	F3R791, K7M710	03/99	⇒ 08/03
SANDERO I 1.2 16V	D4F732	11/08	⇒
SANDERO I 1.4	K7J710	02/09	⇒
SANDERO I 1.5 dCi	K9K790	04/07	⇒
SANDERO I 1.6	K7M710, K4M704	12/07	⇒
SCÉNIC I 1.6 BiFuel	K4M704, F9Q732	03/01	⇒ 08/03
SCÉNIC I 1.9 dCi RX4	F9Q732, F4R740	11/00	⇒ 08/03
SCÉNIC I 2.0 16V	F4R740, K9K718	07/00	⇒ 08/03
SCÉNIC I 2.0 16V RX4	F4R744	06/00	⇒ 08/03
SYMBOL 1.2	D4F728	09/08	⇒ 06/14
SYMBOL 1.5 dCi	K9K718, K7J700	09/08	⇒ 06/14
SYMBOL 1.6	K4M744	09/08	⇒ 06/14
THALIA I 1.2 16V	D4F728	04/02	⇒
THALIA I 1.2i 16V	D4F728	04/04	⇒
THALIA I 1.4	K7J700, K4J712	05/00	⇒
THALIA I 1.4 16V	K4J712, K9K700	08/00	⇒
THALIA I 1.5 dCi	K9K700, K4M670	01/01	⇒
THALIA I 1.6	K4M670, D4F728	01/01	⇒
THALIA I 1.9 D	F8Q630	02/98	⇒ 05/01
THALIA II 1.2	D4F728, K4J712	09/08	⇒ 06/14
THALIA II 1.2 LPG	D4F728	01/10	⇒ 12/13
THALIA II 1.4	K4J712, K9K700	09/08	⇒ 06/14
THALIA II 1.5 dCi	K9K700, K4M670	09/08	⇒
THALIA II 1.6	K4M670, F9Q760	09/08	⇒ 12/12
THALIA II 1.6 16V	K4M744	09/08	⇒
TRAFFIC II 1.9 dCi	F9Q760, F9Q760	03/01	⇒
TRAFFIC II 1.9 dCi 100	F9Q760	03/01	⇒
TRAFFIC II 1.9 dCi 80	F9Q760, F4R720	03/01	⇒
TRAFFIC II 2.0	F4R720, M9R630	03/01	⇒
TRAFFIC II 2.0 16V	F4R820	08/06	⇒
TRAFFIC II 2.0 dCi	M9R630, M9R630	08/06	⇒
TRAFFIC II 2.0 dCi 115	M9R630, M9R630	08/06	⇒
TRAFFIC II 2.0 dCi 90	M9R630, D4F702	08/06	⇒
TRAFFIC II 2.5 dCi	G9U630	08/07	⇒
TRAFFIC II 2.5 dCi 115	G9U630	02/08	⇒
TRAFFIC II 2.5 dCi 135	G9U730	03/01	⇒
TRAFFIC II 2.5 dCi 145	G9U630	08/06	⇒
TRAFFIC II 2.5 DTi	G9U730	03/03	⇒ 07/03
TWINGO I 1.2 16V	D4F702, F9Q770	01/01	⇒ 06/07

RENAULT TRUCKS

MASCOTT 120.35	ZD3A600	05/04	⇒ 12/10
MASCOTT 120.55	DXi3	05/04	⇒ 12/10
MASCOTT 120.65	ZD3A600	05/04	⇒ 12/10
MASCOTT 160.35	ZD3A604	05/04	⇒ 12/10
MASCOTT 160.55	ZD3A604	05/04	⇒ 12/10
MASCOTT 160.65	ZD3A604	05/04	⇒ 12/10

VAUXHALL

MOVANO A 1.9 DTI	F9Q770, G9T720	09/00	⇒ 05/10
MOVANO A 2.2 DTI	G9T720, G9U632	09/00	⇒ 05/10
MOVANO A 2.5	G9U754	11/03	⇒ 12/06
MOVANO A 2.5 CDTi	G9U632, S8U770	10/01	⇒ 12/10
MOVANO A 2.5 D	S8U770, G9U720	10/98	⇒ 08/02
MOVANO A 2.5 DTI	G9U720, S9W700	01/01	⇒ 05/10
MOVANO A 2.8 DTI	S9W700, ZD3200	10/98	⇒ 10/01
MOVANO A 2.8 TDI	S9W702	10/98	⇒ 10/01
MOVANO A 3.0 DTI	ZD3200, M9R630	10/03	⇒ 05/10
VIVARO 1.9 DI	F9Q762	08/01	⇒ 07/14
VIVARO 1.9 DTI	F9Q760	08/01	⇒ 12/06
VIVARO 2.0 16V	F4R720	08/01	⇒ 07/14
VIVARO 2.0 CDTi	M9R630, G9U630	01/06	⇒ 07/14
VIVARO 2.0 ECOTEC	F4R820	08/06	⇒ 07/14
VIVARO 2.5 CDTi	G9U630, G9U630	04/03	⇒ 07/14
VIVARO 2.5 DTI	G9U630, 4A90	07/03	⇒ 07/14

7.1149



3

BRAKE/CLUTCH PEDAL SWITCHES

Adatt./Suitable:

GENERAL MOTORS

93 852 863

MITSUBISHI

MR-977584

NISSAN

25320-00QAA

OPEL

44 04 452

44 15 882

9112452

93852863

RENAULT

77 00 414 988

RENAULT TRUCKS

77 00 414 988

SMART

A 454 545 02 14

VAUXHALL

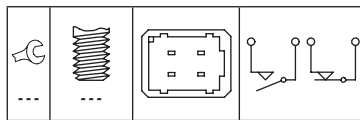
9112452

93852863

1069 with automatic adjustment

- con regolazione automatica
- avec réglage automatique
- mit automatischer Nachstellung
- con reajuste automático

MARKET DIFFUSION: HIGH



MITSUBISHI

COLT VI 1.1	3A91	10/04	⇒ 06/12
COLT VI 1.1 LPG	3A91	10/04	⇒ 06/12
COLT VI 1.3	4A90, 4A91	06/04	⇒
COLT VI 1.3 4WD	4A90	08/04	⇒
COLT VI 1.3 Flexfuel	4A90	10/08	⇒ 06/12
COLT VI 1.3 LPG	4A90	06/04	⇒ 06/12
COLT VI 1.5	4A91, 4G15D0HC	06/04	⇒
COLT VI 1.5 4WD	4A91	08/04	⇒
COLT VI 1.5 CZT	4G15D0HC, 605960	03/05	⇒ 06/12
COLT VI 1.5 DiD	605910	08/04	⇒ 06/12
COLT VI 1.5 Di-D	605960, 4G15D0HC	08/04	⇒ 06/12
COLT VI 1.5 Ralliart R	4G15D0HC, 4G15D0HC	02/10	⇒ 06/12
COLT VI 1.5 Turbo	4G15D0HC, G9U720	05/06	⇒ 06/12

NISSAN

INTERSTAR dCi 100	G9U720, D7F726	11/03	⇒
INTERSTAR dCi 140	ZD30	11/03	⇒
INTERSTAR dCi 80	F9Q774	07/02	⇒
INTERSTAR dCi 90	G9T750	07/02	⇒
KUBISTAR 1.2	D7F726, K7J700	08/03	⇒
KUBISTAR 1.2 16V	D4F730	04/06	⇒
KUBISTAR 1.4	K7J700, K9K710	08/03	⇒ 10/09
KUBISTAR 1.5 dCi	K9K710, K4M750	08/03	⇒ 10/09
KUBISTAR 1.5 dCi 70	K9K700	04/06	⇒ 10/09
KUBISTAR 1.5 dCi 85	K9K726	04/06	⇒ 10/09
KUBISTAR 1.6 16V	K4M750, M9R630	08/03	⇒
PRIMASTAR 2.0	F4R820	04/06	⇒
PRIMASTAR 2.0 dCi 115	M9R630, M9R630	09/06	⇒
PRIMASTAR 2.0 dCi 90	M9R630, G9U630	09/06	⇒
PRIMASTAR 2.5 dCi 115	G9U630, G9U630	09/08	⇒
PRIMASTAR 2.5 dCi 150	G9U632	09/06	⇒
PRIMASTAR dCi 115	G9U630, M9R630	09/08	⇒
PRIMASTAR dCi 120	M9R630, M9R630	09/06	⇒
PRIMASTAR dCi 150	G9U632	09/06	⇒
PRIMASTAR dCi 90	M9R630, F9Q770	09/06	⇒

OPEL

MOVANO A 1.9 DTI	F9Q770, G9T720	09/00	⇒
MOVANO A 2.2 DTI	G9T720, G9U632	09/00	⇒
MOVANO A 2.5 CDTi	G9U632, S8U770	10/03	⇒
MOVANO A 2.5 D	S8U770, G9U720	07/98	⇒ 09/00
MOVANO A 2.5 DTI	G9U720, S9W700	10/01	⇒
MOVANO A 2.8 DTI	S9W700, ZD3200	07/98	⇒ 10/01
MOVANO A 3.0 DTI	ZD3200, F9Q762	10/03	⇒
VIVARO A 1.9 DI	F9Q762, M9R630	08/01	⇒
VIVARO A 1.9 DTI	F9Q760	08/01	⇒
VIVARO A 2.0 16V	F4R720	08/01	⇒
VIVARO A 2.0 CDTi	M9R630, G9MB6	01/06	⇒
VIVARO A 2.0 ECOTEC	F4R820	08/06	⇒
VIVARO A 2.5 CDTi	G9MB6, D4F728	08/06	⇒
VIVARO A 2.5 DTI	G9U730	05/03	⇒

RENAULT

CLIO II 1.0	D7D760	02/00	⇒ 05/01
-------------	--------	-------	---------

CLIO II 1.0 16V	D4D700	01/01	⇒
CLIO II 1.2	D4F728, D4F706	03/98	⇒
CLIO II 1.2 16V	D4F706, D7F722	06/01	⇒
CLIO II 1.2 BiFuel	D7F722	03/98	⇒ 10/01
CLIO II 1.2 LPG	D7F722, E7J634	09/98	⇒ 06/09
CLIO II 1.4	E7J634, K4J700	03/98	⇒
CLIO II 1.4 16V	K4J700, K9K700	08/00	⇒
CLIO II 1.5 dCi	K9K700, K4M708	06/01	⇒
CLIO II 1.6	K4M708, K4M742	10/99	⇒
CLIO II 1.6 [ExtraEU]	K4M736	01/04	⇒ 12/08
CLIO II 1.6 16V	K4M734	10/99	⇒
CLIO II 1.6 Hi-Flex	K4M742, F8Q630	04/04	⇒ 02/10
CLIO II 1.6i	K4M736	11/04	⇒
CLIO II 1.9	F8Q630	09/98	⇒ 05/01
CLIO II 1.9 D	F8Q630, F9Q780	02/00	⇒
CLIO II 1.9 DTi	F9Q780, F4R730	02/00	⇒
CLIO II 2.0 16V	F4R732	06/01	⇒
CLIO II 2.0 16V Sport	F4R730, F9Q680	02/00	⇒
CLIO III 1.2	D7F726	11/05	⇒ 08/09
CLIO III 1.2 16V	D4F706	06/05	⇒
ESPACE IV 1.9 dCi	F9Q680, F4R790	11/02	⇒
ESPACE IV 2.0	F4R790, F4R794	11/02	⇒
ESPACE IV 2.0 dCi	M9R812	01/06	⇒
ESPACE IV 2.0 Turbo	F4R794, G9T742	11/02	⇒
ESPACE IV 2.2 dCi	G9T742, P9X701	11/02	⇒
ESPACE IV 3.0 dCi	P9X701, V4Y711	11/02	⇒
ESPACE IV 3.5 V6	V4Y711, D4D700	11/02	⇒
GRAND ESPACE 2.0	F4R790	04/03	⇒ 12/15
KANGOO I 1.0	D4D700, D4D700	09/98	⇒
KANGOO I 1.0 16V	D4D700, D4F712	03/98	⇒
KANGOO I 1.2	D4F712, D4F712	08/97	⇒
KANGOO I 1.2 16V	D4F712, D7F710	06/01	⇒
KANGOO I 1.2 BiFuel	D7F710, E7J634	06/97	⇒ 06/03
KANGOO I 1.4	E7J634, K9K700	08/97	⇒
KANGOO I 1.5 dCi	K9K700, K4M730	02/01	⇒
KANGOO I 1.6	K4M730, K4M708	09/01	⇒
KANGOO I 1.6 [ExtraEU]	K4M708, K4M708	06/01	⇒ 03/09
KANGOO I 1.6 16V	K4M708, K4M708	06/01	⇒
KANGOO I 1.6 16V 4x4	K4M708, F8Q630	02/01	⇒
KANGOO I 1.6 16V bivalent	K4M850CNG	06/05	⇒
KANGOO I 1.6 BiFuel	K4M750	06/05	⇒ 06/08
KANGOO I 1.6 Hi-Flex	K4M850	02/08	⇒
KANGOO I 1.9	F8Q630, F9Q782	06/97	⇒ 12/06
KANGOO I 1.9 D	F8Q632	09/99	⇒ 06/03
KANGOO I 1.9 dCi	F9Q782, F9Q782	07/03	⇒
KANGOO I 1.9 dCi 4x4	F9Q782, F9Q780	10/01	⇒
KANGOO I 1.9 dTi	F9Q780, F8Q630	02/00	⇒
KANGOO I 1.9 RXED	F8Q632	09/99	⇒ 06/01
KANGOO I D 55 1.9	F8Q662	08/97	⇒
KANGOO I D 65 1.9	F8Q630, 5DC700	08/97	⇒
KANGOO I Elect road RE	5DC700, K4M720	01/02	⇒ 12/04
KANGOO I Electrique	5EE700	03/98	⇒
LAGUNA I 1.6 16V	K4M720, F3P670	11/97	⇒ 03/01
LAGUNA I 1.8	F3P670, F9Q710	11/93	⇒ 03/01
LAGUNA I 1.8 16V	F4P760	04/98	⇒ 03/01
LAGUNA I 1.9 dCi	F9Q718	09/99	⇒ 03/01
LAGUNA I 1.9 dTi	F9Q710, --	10/97	⇒ 03/01
LAGUNA I 2.0	--, F4R780	11/93	⇒ 03/01
LAGUNA I 2.0 16V	F4R780, G8T706	06/95	⇒ 03/01
LAGUNA I 2.2 D	G8T706, Z7X760	11/93	⇒ 03/01
LAGUNA I 2.2 dT	G8T760	03/96	⇒ 03/01
LAGUNA I 3.0	Z7X760, L7X700	11/93	⇒ 03/01
LAGUNA I 3.0 24V	L7X700, K4M710	03/97	⇒ 03/01
LAGUNA II 1.6	K4M710	03/01	⇒ 10/05
LAGUNA II 1.6 16V	K4M710, F4P770	03/01	⇒
LAGUNA II 1.6 LPG	K4M714	03/01	⇒ 05/05
LAGUNA II 1.8 16V	F4P770, F9Q650	03/01	⇒
LAGUNA II 1.9 dCi	F9Q650, F4R712	03/01	⇒
LAGUNA II 2.0 16V	F4R712, F5R700	08/02	⇒ 12/07
LAGUNA II 2.0 16V IDE	F5R700, F4R764	04/01	⇒ 09/07
LAGUNA II 2.0 16V Turbo	F4R764, M9R740	01/03	⇒ 08/05
LAGUNA II 2.0 dCi	M9R740, G9T600	08/05	⇒ 12/07
LAGUNA II 2.2 dCi	G9T600, L7X731	03/01	⇒
LAGUNA II 2.9 V6 24V	L7X731, L7X731	03/01	⇒ 12/07
LAGUNA II 3.0 V6 24V	L7X731, F9Q772	03/01	⇒
MASTER II 1.9 dCi 80			

RENAULT			
MEGANE I 1.9 dTi	F9Q730, F4R746	02/01 → 08/03	
MEGANE I 2.0 16V	F4R720	05/00 →	
MEGANE I 2.0 16V IDE	F4R746, F3R791	11/99 → 08/03	
MEGANE I 2.0 i	F3R791, K4M704	03/99 → 08/03	
MEGANE II 2.0	F4R770	12/06 → 01/11	
SCÉNIC I 1.6 BiFuel	K4M704, F9Q732	03/01 → 08/03	
SCÉNIC I 1.9 dCi RX4	F9Q732, F4R740	11/00 → 08/03	
SCÉNIC I 2.0 16V	F4R740, F4R770	07/00 → 08/03	
SCÉNIC I 2.0 16V RX4	F4R744	06/00 → 08/03	
SCÉNIC II 2.0	F4R770, K9K718	06/03 → 07/10	
SYMBOL 1.2	D4F728	09/08 → 06/14	
SYMBOL 1.5 dCi	K9K718, K4M744	09/08 → 06/14	
SYMBOL 1.6	K4M744	09/08 → 06/14	
SYMBOL 1.6 [ExtraEU]	K4M744, K7J700	01/09 → 06/14	
THALIA I 1.2 16V	D4F728	04/02 →	
THALIA I 1.2i 16V	D4F728	04/04 →	
THALIA I 1.4	K7J700, K4J712	05/00 →	
THALIA I 1.4 16V	K4J712, K9K700	08/00 →	
THALIA I 1.5 dCi	K9K700, K4M670	01/01 →	
THALIA I 1.6	K4M670, D4F728	01/01 →	
THALIA I 1.9 D	F8Q630	02/98 → 05/01	
THALIA II 1.2	D4F728, K4J712	09/08 → 06/14	
THALIA II 1.2 LPG	D4F728	01/10 → 12/13	
THALIA II 1.4	K4J712, K9K700	09/08 → 06/14	
THALIA II 1.5 dCi	K9K700, K4M670	09/08 →	
THALIA II 1.6	K4M670, F4R720	09/08 → 12/12	
THALIA II 1.6 16V	K4M744	09/08 →	
TRAFIC II 1.9 dCi 80	F9Q760	03/01 →	
TRAFIC II 2.0	F4R720, M9R630	03/01 →	
TRAFIC II 2.0 16V	F4R820	08/06 →	
TRAFIC II 2.0 dCi	M9R630, M9R630	08/06 →	
TRAFIC II 2.0 dCi 115	M9R630, M9R630	08/06 →	
TRAFIC II 2.0 dCi 90	M9R630, C3G700	08/06 →	
TRAFIC II 2.5 dCi	G9U630	08/07 →	
TRAFIC II 2.5 dCi 115	G9U630	02/08 →	
TRAFIC II 2.5 dCi 135	G9U730	03/01 →	
TRAFIC II 2.5 dCi 145	G9U630	08/06 →	
TRAFIC II 2.5 DTi	G9U730	03/03 → 07/03	
TWINGO I 1.0	D7D740	01/00 →	
TWINGO I 1.9 16V	D4D712	01/01 →	
TWINGO I 1.2	C3G700, D4F702	03/93 →	
TWINGO I 1.2 16V	D4F702, F4R766	01/01 → 06/07	
VEL SATIS 2.0 16V Turbo	F4R766, F4R762	04/04 →	
VEL SATIS 2.0 16V Turbo	F4R762, G9T600	06/02 →	
VEL SATIS 2.2 dCi	G9T600, V4Y701	06/02 →	
VEL SATIS 3.0 dCi	P9X701	06/02 →	
VEL SATIS 3.5	V4Y715	10/04 →	
VEL SATIS 3.5 V6	V4Y701, 8140.43.B.3586	06/02 →	

RENAULT TRUCKS			
MASCOTT 110	8140.43.B.3586, 8140.43.B.3586	01/99 → 06/04	
MASCOTT 110.35	8140.43.B.3586, 8140.43.B.3586	01/99 → 06/04	
MASCOTT 110.50	8140.43.B.3586, 8140.43.B.3586	01/99 → 06/04	
MASCOTT 110.55	8140.43.B.3586, 8140.43.S.2585	01/99 → 06/04	
MASCOTT 120.35	DXI	05/04 → 12/10	
MASCOTT 120.55	DXI	05/04 → 12/10	
MASCOTT 120.65	DXI	05/04 → 12/10	
MASCOTT 130	8140.43.S.2585, 8140.43.S.2585	01/99 → 06/04	
MASCOTT 130.35	8140.43.S.2585, 8140.43.S.2585	01/99 → 06/04	
MASCOTT 130.55	8140.43.S.2585, 8140.43N.3585	01/99 → 06/04	
MASCOTT 140	814043K2585	01/01 → 06/04	
MASCOTT 140.35	814043K2585	01/01 → 06/04	
MASCOTT 140.55	814043K2585	01/01 → 06/04	
MASCOTT 150.35	8140.43N.3585, 8140.63.2585	10/01 → 12/13	
MASCOTT 150.55	8140.43N.3585	10/01 → 06/04	
MASCOTT 150.65	8140.43N.3585	10/01 → 06/04	
MASCOTT 160.35	DXI	05/04 → 12/10	
MASCOTT 160.55	DXI	05/04 → 12/10	
MASCOTT 160.65	DXI	05/04 → 12/10	
MASCOTT 3.0	DXI	05/04 → 12/13	
MASCOTT 90	8140.63.2585, 8140.63.2585	01/99 → 12/01	
MASCOTT 90.35	8140.63.2585, M134.910	01/99 → 12/01	

SMART			
FORFOUR 1.1	M134.910, F9Q770	01/04 → 06/06	
FORFOUR 1.3	M135.930	01/04 → 06/06	
FORFOUR 1.5	M135.950	01/04 → 06/06	
FORFOUR 1.5 BRABUS	M122.950	05/05 → 06/06	
FORFOUR 1.5 CDI	OM639.939	09/04 → 06/06	

VAUXHALL			
MOVANO A 1.9 DTi	F9Q770, G9T720	09/00 → 05/10	
MOVANO A 2.2 DTi	G9T720, G9U632	09/00 → 05/10	
MOVANO A 2.5	G9U754	11/03 → 12/06	
MOVANO A 2.5 CDTi	G9U632, S8U770	10/01 → 12/10	

VAUXHALL			
MOVANO A 2.5 D	S8U770, G9U720	10/98 → 08/02	
MOVANO A 2.5 DTi	G9U720, S9W700	01/01 → 05/10	
MOVANO A 2.8 DTi	S9W700, ZD3200	10/98 → 10/01	
MOVANO A 2.8 TDi	S9W702	10/98 → 10/01	
MOVANO A 3.0 DTi	ZD3200, M9R630	10/03 → 05/10	
VIVARO 1.9 DI	F9Q762	08/01 → 07/14	
VIVARO 1.9 DTi	F9Q760	08/01 → 12/06	
VIVARO 2.0 16V	F4R720	08/01 → 07/14	
VIVARO 2.0 CDTi	M9R630, G9U630	01/06 → 07/14	
VIVARO 2.0 ECOTEC	F4R820	08/06 → 07/14	
VIVARO 2.5 CDTi	G9U630, G9U630	04/03 → 07/14	
VIVARO 2.5 DTi	G9U630, 4A90	07/03 → 07/14	

7.1150



3

BRAKE/CLUTCH PEDAL SWITCHES

Adatt./Suitable:

GENERAL MOTORS

91 166 991

MITSUBISHI

8614A108

NISSAN

25320-00QAC

OPEL

44 08 512

91 166 991

RENAULT

77 00 431 512

82 00 110 894

RENAULT TRUCKS

77 00 431 512

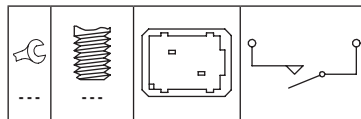
VAUXHALL

91 166 991

1069 with automatic adjustment

- con regolazione automatica
- avec réglage automatique
- mit automatischer Nachstellung
- con reajuste automático

MARKET DIFFUSION: HIGH



MITSUBISHI			
COLT VI 1.1	3A91	10/04 → 06/12	
COLT VI 1.1 LPG	3A91	10/04 → 06/12	
COLT VI 1.3	4A90, G9U650	06/04 →	
COLT VI 1.3 4WD	4A90	08/04 →	
COLT VI 1.3 LPG	4A90	06/04 → 06/12	

NISSAN			
INTERSTAR dCi 100	G9U650, G9U650	11/03 →	
INTERSTAR dCi 120	G9U650, F9Q772	04/02 →	
INTERSTAR dCi 140	ZD30	11/03 →	
INTERSTAR dCi 150	G9U632	08/06 →	
INTERSTAR dCi 80	F9Q772, G9T722	04/02 →	
INTERSTAR dCi 90	G9T722, D7F726	07/02 →	
KUBISTAR 1.2	D7F726, D4F712	08/03 →	
KUBISTAR 1.2 16V	D4F712, K9K702	04/06 →	
KUBISTAR 1.2 LPG	D7F764	10/03 → 08/05	
KUBISTAR 1.5 dCi	K9K702, K4M750	08/03 →	
KUBISTAR 1.5 dCi 70	K9K700	09/05 → 10/09	
KUBISTAR 1.5 dCi 85	K9K276	04/06 → 10/09	
KUBISTAR 1.6 16V	K4M750, K9K716	08/03 →	
KUBISTAR dCi 85	K9K716, F9Q770	04/06 → 10/09	

OPEL			
MOVANO A 1.9 DTi	F9Q770, G9T720	09/00 →	
MOVANO A 2.2 DTi	G9T720, G9U632	09/00 →	
MOVANO A 2.5 CDTi	G9U632, S8U770	10/03 →	
MOVANO A 2.5 D	S8U770, G9U720	07/98 → 09/00	
MOVANO A 2.5 DTi	G9U720, S9W700	10/01 →	
MOVANO A 2.8 DTi	S9W700, ZD3200	07/98 → 10/01	
MOVANO A 3.0 DTi	ZD3200, F9Q762	10/03 →	
VIVARO A 1.9 DI	F9Q762, M9R630	08/01 →	
VIVARO A 1.9 DTi	F9Q760	08/01 →	
VIVARO A 2.0 16V	F4R720	08/01 →	
VIVARO A 2.0 CDTi	M9R630, G9MB6	01/06 →	
VIVARO A 2.0 ECOTEC	F4R820	08/06 →	
VIVARO A 2.5 CDTi	G9MB6, D7F720	08/06 →	
VIVARO A 2.5 DTi	G9U730	05/03 →	

RENAULT			
CLIO II 1.0 16V	D4D700	01/01 →	
CLIO II 1.2	D7F720, D4F706	09/98 →	
CLIO II 1.2 16V	D4F706, D7F722	06/01 →	

RENAULT			
CLIO II 1.2 BiFuel	D7F722	03/98 → 10/01	
CLIO II 1.2 LPG	D7F722, E7J634	09/98 → 06/09	
CLIO II 1.4	E7J634, K4J710	03/98 → 02/09	
CLIO II 1.4 16V	K4J710, K9K700	08/00 →	
CLIO II 1.5 dCi	K9K700, K4M708	06/01 →	
CLIO II 1.6	K4M708, K4M742	07/00 →	
CLIO II 1.6 [ExtraEU]	K4M736	01/04 → 12/08	
CLIO II 1.6 Hi-Flex	K4M742, F8Q630	04/04 → 02/10	
CLIO II 1.6i	K4M736	11/04 →	
CLIO II 1.9	F8Q630	09/98 → 05/01	
CLIO II 1.9 D	F8Q630, F9Q780	02/00 →	
CLIO II 1.9 DTi	F9Q780, F4R730	02/00 →	
CLIO II 2.0 16V	F4R732	06/01 →	
CLIO II 2.0 16V Sport	F4R730, L7X760	02/00 →	
CLIO II 3.0 RS V6	L7X760, L7X760	01/03 →	
CLIO II 3.0 V6 Sport	L7X760, L7X760	11/00 →	
CLIO III 1.2	D7F726	11/05 → 08/09	
CLIO III 1.2 16V	D4F706	06/05 →	
CLIO IV 3.0 RS V6	L7X760, F4R790	03/13 →	
ESPACE IV 1.9 dCi	F9Q820	11/02 →	
ESPACE IV 2.0	F4R790, M9R740	11/02 →	
ESPACE IV 2.0 dCi	M9R740, F4R794	01/06 →	
ESPACE IV 2.0 Turbo	F4R794, F4R770	11/02 →	
ESPACE IV 2.2 dCi	G9T742	11/02 →	
GRAND ESPACE 2.0	F4R790	04/03 → 12/15	
GRAND SCÉNIC II 2.0	F4R770, D4D700	04/04 →	
KANGOO I 1.0	D4D700, D4D700	09/98 →	
KANGOO I 1.0 16V	D4D700, D4F712	03/98 →	
KANGOO I 1.2	D4F712, D4F712	08/97 →	
KANGOO I 1.2 16V	D4F712, D7F710	06/01 →	
KANGOO I 1.2 BiFuel	D7F710, E7J634	06/97 → 06/03	
KANGOO I 1.4	E7J634, K9K700	08/97 →	
KANGOO I 1.5 dCi	K9K700, K4M730	02/01 →	
KANGOO I 1.6	K4M730, K4M708	09/01 →	
KANGOO I 1.6 [ExtraEU]	K4M708, K4M708	06/01 → 03/09	
KANGOO I 1.6 16V	K4M708, K4M708	06/01 →	
KANGOO I 1.6 16V 4x4	K4M708, F8Q630	02/01 →	
KANGOO I 1.6 16V bivalent	K4M850CNG	06/05 →	
KANGOO I 1.6 BiFuel	K4M750	06/05 → 06/08	
KANGOO I 1.6 Hi-Flex	K4M850	02/08 →	
KANGOO I 1.9	F8Q630, F9Q782	06/97 → 12/06	
KANGOO I 1.9 D	F8Q632	09/99 → 06/03	
KANGOO I 1.9 dCi	F9Q782, F9Q782	07/03 →	
KANGOO I 1.9 dCi 4x4	F9Q782, F9Q780	10/01 →	
KANGOO I 1.9 dTi	F9Q780, F8Q630	02/00 →	
KANGOO I 1.9 RXED	F8Q630, F8Q630	09/99 → 06/01	
KANGOO I D 55 1.9	F8Q662	08/97 →	
KANGOO I D 65 1.9	F8Q630, 5DC700	08/97 →	
KANGOO I Elect road RE	5DC700, K4M710	01/02 → 12/04	
KANGOO I Electric	5EE700	03/98 →	
LAGUNA I 1.6 16V	K4M724	11/97 → 03/01	
LAGUNA I 1.9 dCi	F9Q718	09/99 → 03/01	
LAGUNA II 1.6 16V	K4M710, F4P770	03/01 →	
LAGUNA II 1.6 LPG	K4M714	03/01 → 05/05	
LAGUNA II 1.8 16V	F4P770, F9Q650	03/01 →	
LAGUNA II 1.9 dCi	F9Q650, F4R712	03/01 →	
LAGUNA II 2.0 16V	F4R712, F5R700	08/02 → 12/07	
LAGUNA II 2.0 16V IDE	F5R700, F4R764	04/01 → 09/07	
LAGUNA II 2.0 16V Turbo	F4R764, M9R740	01/03 → 08/05	
LAGUNA II 2.0 dCi	M9R740, G9T600	08/05 → 12/07	
LAGUNA II 2.2 dCi	G9T600, L7X731	03/01 →	
LAGUNA II 3.0 V6 24V	L7X731, F9Q772	03/01 →	
MASTER II 1.9 dCi 80	F9Q772, G9T720	11/01 →	
MASTER II 1.9 DTi	F9Q770	09/00 →	
MASTER II 2.2 dCi 90	G9T720, S8U770	09/00 →	
MASTER II 2.5 D	S8U770, G9U632	10/97 →	
MASTER II 2.5 dCi	G9U632, G9U650	11/02 →	
MASTER II 2.5 dCi 100	G9U650, G9U720	10/03 →	
MASTER II 2.5 dCi 120	G9U720, S9W700	10/01 →	
MASTER II 2.8	S8W700	11/97 → 10/03	
MASTER II 2.8 DTi	S9W700, ZD3200	07/98 →	
MASTER II 3.0 dCi 140	ZD3200, K4M704	10/03 →	
MEGANE I 1.6 BiFuel	K4M704, K4M704	10/96 → 07/03	
MEGANE I 1.6 LPG	K4M704, F9Q730	10/00 → 03/99	
MEGANE I 1.9 dTi	F9Q730, F4R746	02/01 → 08/03	
MEGANE I 2.0 16V	F4R720		

RENAULT			
TRAFIC II 1.9 dCi	F9Q760	03/01	⇒
TRAFIC II 1.9 dCi 100	F9Q760	03/01	⇒
TRAFIC II 1.9 dCi 80	F9Q760, F4R720	03/01	⇒
TRAFIC II 2.0	F4R720, F9Q770	03/01	⇒
TRAFIC II 2.0 16V	F4R820	08/06	⇒
TRAFIC II 2.0 dCi 115	M9R630	08/06	⇒
TRAFIC II 2.5 dCi	G9U630	08/07	⇒
TRAFIC II 2.5 dCi 115	G9U630	02/08	⇒
TRAFIC II 2.5 dCi 135	G9U730	03/01	⇒
TRAFIC II 2.5 dCi 145	G9U630	08/06	⇒
TRAFIC II 2.5 DTi	G9U730	03/03	⇒ 07/03

RENAULT TRUCKS			
MASCOTT 120.35	DXI	05/04	⇒ 12/10
MASCOTT 120.55	DXI	05/04	⇒ 12/10
MASCOTT 120.65	DXI	05/04	⇒ 12/10
MASCOTT 150.35	DXI	05/04	⇒ 12/13
MASCOTT 160.35	DXI	05/04	⇒ 12/10
MASCOTT 160.55	DXI	05/04	⇒ 12/10
MASCOTT 160.65	DXI	05/04	⇒ 12/10
MASCOTT 3.0	DXI	05/04	⇒ 12/13

VAUXHALL			
MOVANO A 1.9 DTI	F9Q770, G9T720	09/00	⇒ 05/10
MOVANO A 2.2 DTI	G9T720, G9U632	09/00	⇒ 05/10
MOVANO A 2.5 CDTI	G9U632, G9U720	10/01	⇒ 12/10
MOVANO A 2.5 D	S8U770	10/98	⇒ 08/02
MOVANO A 2.5 DTI	G9U720, ZD3200	01/01	⇒ 05/10
MOVANO A 2.8 DTI	S9W702	10/98	⇒ 10/01
MOVANO A 2.8 TDI	S9W702	10/98	⇒ 10/01
MOVANO A 3.0 DTI	ZD3200, M9R630	10/03	⇒ 05/10
VIVARO 1.9 DI	F9Q762	08/01	⇒ 07/14
VIVARO 1.9 DTI	F9Q760	08/01	⇒ 12/06
VIVARO 2.0 16V	F4R720	08/01	⇒ 07/14
VIVARO 2.0 CDTI	M9R630, G9U630	01/06	⇒ 07/14
VIVARO 2.0 ECOTEC	F4R820	08/06	⇒ 07/14
VIVARO 2.5 CDTI	G9U630, G9U630	04/03	⇒ 07/14
VIVARO 2.5 DTI	G9U630, AUA	07/03	⇒ 07/14

AUDI			
A3 I 1.8	AGN, AGU	09/96	⇒ 05/03
A3 I 1.8 T	AGU, AGU	12/96	⇒ 05/03
A3 I 1.8 T quattro	AGU, AGR	12/96	⇒ 05/03
A3 I 1.9 TDI	AGR, AMK	08/00	⇒ 05/03
A3 I 1.9 TDI quattro	ASZ	08/00	⇒ 05/03
A3 I S3 quattro	AMK, AJQ	10/01	⇒ 05/03
TT I 1.8	AJQ, AJQ	10/98	⇒ 06/06
TT I 1.8 T	AJQ, AJQ	01/01	⇒ 06/06
TT I 1.8 T quattro	AJQ, M02.2Y	02/00	⇒ 06/06
TT I 3.2 VR6 quattro	BHE	07/03	⇒ 06/06

PORSCHE			
CAYENNE I 3.0 TDI	M05.9D	02/09	⇒ 09/10
CAYENNE I 3.2	M02.2Y, M48.50S	08/03	⇒ 09/07
CAYENNE I 3.6	M55.01	02/07	⇒ 09/10
CAYENNE I S 4.5	M48.00	09/02	⇒ 09/07
CAYENNE I S 4.8	M48.01	02/07	⇒ 09/10
CAYENNE I Turbo 4.5	M48.50	09/02	⇒ 09/07
CAYENNE I Turbo S 4.5	M48.50S, M48.51	01/04	⇒ 09/07
CAYENNE I Turbo S 4.8	M48.51, AJH	02/07	⇒ 09/10

SEAT			
ALHAMBRA I / II 1.8	AJH, IZ	05/98	⇒ 03/10
ALHAMBRA I / II 1.9 TDI	IZ, ADY	06/00	⇒ 03/10
ALHAMBRA I / II 1.9 TDI 4motion	AUY	06/00	⇒ 03/10
ALHAMBRA I / II 2.0 i	ADY, AUE	04/96	⇒ 03/10
ALHAMBRA I / II 2.0 TDI	BRT	11/05	⇒ 03/10
ALHAMBRA I / II 2.8 V6	AUE, AUE	06/00	⇒ 03/10
ALHAMBRA I / II 2.8 V6 4motion	AUE, AEX	06/00	⇒ 03/10
INCA 1.4 16V	AUA	04/00	⇒ 06/03
INCA 1.4 i	AEX, IY	11/95	⇒ 06/03
INCA 1.9 D	IY, IY	11/95	⇒ 06/03
INCA 1.9 SDI	IY, AHW	11/95	⇒ 06/03
LEON I 1.4 16V	AHW, AEH	11/99	⇒ 06/06
LEON I 1.6	AEH, AUS	10/05	⇒ 06/06
LEON I 1.6 16V	AUS, AGN	09/00	⇒ 06/06
LEON I 1.8 20V	AGN, APP	11/99	⇒ 06/06
LEON I 1.8 20VT	APP, AJQ	11/99	⇒ 06/06
LEON I 1.8 20VT 4	AJQ, AMK	11/99	⇒ 06/06
LEON I 1.8 T Cupra R	AMK, AGR	02/02	⇒ 06/06
LEON I 1.9 SDI	AQM	11/99	⇒ 06/06
LEON I 1.9 TDI	AGR, AUE	09/00	⇒ 06/06
LEON I 1.9 TDI Syncro	ARL	05/02	⇒ 06/06
LEON I 2.8	BDE	05/02	⇒ 06/04
LEON I 2.8 Cupra 4	AUE, AHW	02/01	⇒ 06/06
TOLEDO II 1.4 16V	AHW, AEH	01/00	⇒ 05/02
TOLEDO II 1.6	AEH, AUS	10/98	⇒ 07/04
TOLEDO II 1.6 16V	AUS, AGN	06/00	⇒ 05/06
TOLEDO II 1.8 20V	AGN, APP	10/98	⇒ 07/04
TOLEDO II 1.8 20VT	APP, AGR	09/00	⇒ 07/04
TOLEDO II 1.9 TDI	AGR, AXP	10/00	⇒ 05/06
TOLEDO II 1.9 TDI 4Drive	ARL	10/00	⇒ 10/05
TOLEDO II 2.3 V5	AGZ	10/98	⇒ 11/00
TOLEDO II 2.3 V5 20V	AQN	09/00	⇒ 11/03

SKODA			
OCTAVIA I 1.4	AMD	04/99	⇒ 03/01
OCTAVIA I 1.4 16V	AXP, AEE	08/00	⇒ 12/10
OCTAVIA I 1.6	AEE, AGU	02/97	⇒ 12/10
OCTAVIA I 1.8	AGN	09/96	⇒ 07/00
OCTAVIA I 1.8 T	AGU, AGP	08/97	⇒ 12/10
OCTAVIA I 1.8 T 4x4	ARX	05/01	⇒ 05/06
OCTAVIA I 1.9	AGP, AGP	08/98	⇒ 12/03
OCTAVIA I 1.9 D	AQM	08/00	⇒ 12/03
OCTAVIA I 1.9 SDI	AGP, AGR	06/97	⇒ 12/03
OCTAVIA I 1.9 TDi	AGR, AGR	10/96	⇒ 12/10
OCTAVIA I 1.9 TDI 4x4	AGR, AEG	09/00	⇒ 02/06
OCTAVIA I 2.0	AEG, AZH	04/99	⇒ 05/07
OCTAVIA I 2.0 4x4	AZH, AHW	08/00	⇒ 09/04
OCTAVIA I RS 1.8 T	AUQ	05/01	⇒ 01/06

VW			
BORA 1.4 16V	AHW, AEH	03/00	⇒ 05/05
BORA 1.6	AEH, ATN	08/00	⇒ 05/05
BORA 1.6 16V	ATN, AGU	02/00	⇒ 05/05
BORA 1.6 FSI	BAD	01/02	⇒ 05/05
BORA 1.8	AGN	10/98	⇒ 05/05
BORA 1.8 4motion	AGN	02/99	⇒ 05/05
BORA 1.8 T	AGU, AGP	05/00	⇒ 05/05
BORA 1.9 SDI	AGP, AGR	10/98	⇒ 05/05
BORA 1.9 TDI	AGR, AGR	05/00	⇒ 05/05
BORA 1.9 TDI 4motion	AGR, APK	05/00	⇒ 05/05
BORA 2.0	APK, AZH	10/98	⇒ 05/05
BORA 2.0 4motion	AZH, AGZ	04/00	⇒ 05/05
BORA 2.3 V5	AGZ, AGZ	10/00	⇒ 05/05
BORA 2.3 V5 4motion	AGZ, AQP	10/00	⇒ 05/05
BORA 2.8 V6 4motion	AQP, AEX	03/99	⇒ 05/05
CADDY II 1.4	AEX, 1F	11/95	⇒ 01/04
CADDY II 1.4 16V	AUA	08/00	⇒ 01/04
CADDY II 1.6	1F, 1Y	11/95	⇒ 05/97

VW			
CADDY II 1.7 SDI	AHB	07/96	⇒ 09/00
CADDY II 1.9 D	1Y, 1Y	11/95	⇒ 01/04
CADDY II 1.9 SDI	1Y, 1Z	11/95	⇒ 01/04
CADDY II 1.9 TDI	1Z, AEX	09/96	⇒ 01/04
CADDY II 60 1.4	AEX, 1F	11/95	⇒ 01/04
CADDY II 75 1.6	1F, AXB	11/95	⇒ 05/97
CAMPMOBILE 1.9 TDi	AXB, AXD	03/04	⇒ 11/09
CAMPMOBILE 2.5 TDi	AXD, AXP	03/04	⇒ 11/09
CARAVELLE 2.0 EcoFuel	AXACNG	01/06	⇒ 03/14
GOLF IV 1.4	AXP, AHW	05/00	⇒ 06/06
GOLF IV 1.4 16V	AHW, AEH	08/97	⇒ 06/06
GOLF IV 1.6	AEH, ATN	05/00	⇒ 06/06
GOLF IV 1.6 16V	ATN, AGU	02/00	⇒ 06/06
GOLF IV 1.6 FSI	BAD	01/02	⇒ 06/06
GOLF IV 1.8	AGN	08/97	⇒ 06/05
GOLF IV 1.8 4motion	AGN	05/99	⇒ 06/06
GOLF IV 1.8 T	AGU, AGP	08/97	⇒ 06/06
GOLF IV 1.8 T GTI	AUQ	08/01	⇒ 06/05
GOLF IV 1.9 SDI	AGP, AGR	08/97	⇒ 06/06
GOLF IV 1.9 TDi	AGR, AGR	01/00	⇒ 06/06
GOLF IV 1.9 TDI 4motion	AGR, APK	02/00	⇒ 06/06
GOLF IV 2.0	APK, AZH	07/98	⇒ 06/06
GOLF IV 2.0 4motion	AZH, AGZ	10/00	⇒ 06/06
GOLF IV 2.0 Bi-Fuel	BEH	02/02	⇒ 06/06
GOLF IV 2.3 V5	AGZ, AGZ	10/00	⇒ 06/06
GOLF IV 2.3 V5 4motion	AGZ, AQP	10/00	⇒ 06/06
GOLF IV 2.8 V6 4motion	AQP, AQP	05/99	⇒ 06/06
GOLF IV 2.8 VR6 4motion	AQP, BFH	03/99	⇒ 06/05
GOLF IV 3.2 R32 4motion	BFH, AER	09/02	⇒ 06/05
GOLF VI 1.8	AGN	05/98	⇒ 10/00
GOLF VI 1.9 TDi	AGR	07/98	⇒ 04/02
GOLF VI 2.0 BiFuel	BEH	05/02	⇒ 05/03
LUPO 1.0	AER, ANY	09/98	⇒ 07/05
LUPO 1.2 TDI 3L	ANY, AFK	07/99	⇒ 07/05
LUPO 1.4	AUD	10/00	⇒ 07/05
LUPO 1.4 16V	AFK, AXB	09/98	⇒ 07/05
LUPO 1.4 FSI	ARR	02/01	⇒ 07/05
LUPO 1.4 TDI	AMF	01/99	⇒ 07/05
LUPO 1.6 GTI	AVY	09/00	⇒ 07/05
LUPO 1.7 SDI	AKU	09/98	⇒ 07/05
MULTIVAN 1.9 TDI	AXB, AXD	04/03	⇒ 11/09
MULTIVAN 2.0	AXA	11/03	⇒ 08/15
MULTIVAN 2.5 TDI	AXD, AXD	04/03	⇒ 11/09
MULTIVAN 2.5 TDI 4motion	AXD, AWH	07/04	⇒ 11/09
MULTIVAN 3.2 V6	BKK	02/04	⇒ 11/09
MULTIVAN 3.2 V6 4motion	BKK	07/04	⇒ 11/09
NEW BEETLE 1.4	BCA	11/01	⇒ 09/10
NEW BEETLE 1.6	AHW, AGU	06/00	⇒ 09/10
NEW BEETLE 1.8 T	AGU, ALH	11/01	⇒ 09/10
NEW BEETLE 1.9 TDI	ALH, AEG	02/01	⇒ 09/10
NEW BEETLE 2.0	AEG, BPR	01/98	⇒ 10/10
NEW BEETLE 2.3 V5	AQN	10/00	⇒ 09/10
NEW BEETLE 2.5	BPR, IZ	07/05	⇒ 09/10
NEW BEETLE RSI 3.2 4motion	AXJ	04/00	⇒ 05/01
SHARAN I 1.8 T 20V	AWC	09/97	⇒ 03/10
SHARAN I 1.9 TDI	IZ, ADY	04/00	⇒ 03/10
SHARAN I 1.9 TDI 4motion	AUY	04/00	⇒ 03/10
SHARAN I 2.0	ADY, AAA	09/95	⇒ 03/10
SHARAN I 2.0 LPG	ATM	04/06	⇒ 03/10
SHARAN I 2.0 TDi	BRT	11/05	⇒ 03/10
SHARAN I 2.8 V6 24V	AYL	04/00	⇒ 03/10
SHARAN I 2.8 V6 24V 4motion	AYL	04/00	⇒ 03/10
SHARAN I 2.8 VR6	AAA, AAA	09/95	⇒ 04/00
SHARAN I 2.8 VR6 Syncro	AAA, BAC	11/96	⇒ 04/00
TOUAREG I 2.5 R5 TDI	BAC, AXB	01/03	⇒ 05/10
TRANSPORTER V 1.9 TDI	AXB, AXACNG	04/03	⇒ 11/09
TRANSPORTER V 2.0	AXA	11/03	⇒ 08/15
TRANSPORTER V 2.0 EcoFuel	AXACNG, AXD	11/03	⇒ 08/15
TRANSPORTER V 2.5 TDI	AXD, AXD	04/03	⇒ 11/09
TRANSPORTER V 2.5 TDI 4motion	AXD, BDL	04/04	⇒ 11/09
TRANSPORTER V 3.2	BDL	03/04	⇒ 06/05
TRANSPORTER V 3.2 4motion	BDL, BDL	11/03	⇒ 11/09
TRANSPORTER V 3.2 V6	BDL, AUM	04/03	⇒ 11/09
TRANSPORTER V 3.2 V6 4motion	BKK	11/03	⇒ 11/09

7.1151



3

BRAKE/CLUTCH PEDAL SWITCHES

Adatt./Suitable:

AUDI

1J0 945 511 A
1J0 945 511 E
820 945 511

PORSCHE

955 613 11 033
955 613 110 31
955 613 110 32

SEAT

1J0 945 511 A
1J0 945 511 C
1J0 945 511 D
1J0 945 511 E
820 945 511

SKODA

1J0 945 511 A
1J0 945 511 C
1J0 945 511 D
1J0 945 511 E
820 945 511

VW

1J0 945 511
1J0 945 511 A
1J0 945 511 B
1J0 945 511 C
1J0 945 511 D
1J0 945 511 E
1J0 945 511 F
820 945 511

1069 with automatic adjustment

- con regolazione automatica
- avec réglage automatique
-



BRAKE/CLUTCH PEDAL SWITCHES

Adatt./Suitable:

AUDI

1J0 927 189 C

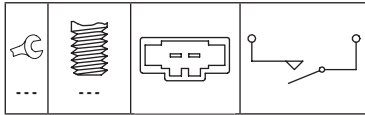
1J0 927 189 B

1J0 927 189 C

1069 with automatic adjustment

- con regolazione automatica
- avec réglage automatique
- mit automatischer Nachstellung
- con reajuste automático

MARKET DIFFUSION: HIGH



AUDI

TT I 1.8 T	AUM, BAM	01/01 → 06/06
TT I 1.8 T quattro	BAM, BHE	03/05 → 06/06
TT I 3.2 VR6 quattro	BHE, AHW	07/03 → 06/06

VOLKSWAGEN (BR)

POLO 1.6	CCRA	05/08 →
----------	------	---------

VW

BORA 1.4 16V	AHW, AEH	03/00 → 05/05
BORA 1.6	AEH, ATN	08/00 → 05/05
BORA 1.6 16V	ATN, AGU	02/00 → 05/05
BORA 1.6 FSI	BAD	01/02 → 05/05
BORA 1.8	AGN	10/98 → 05/05
BORA 1.8 4motion	AGN	02/99 → 05/05
BORA 1.8 T	AGU, AGP	05/00 → 05/05
BORA 1.9 SDi	AGP, AGR	10/98 → 05/05
BORA 1.9 TDI	BHE, AGR	05/00 →
BORA 1.9 TDI 4motion	AGR, APK	05/00 →
BORA 2.0	APK, AZH	10/98 → 05/05
BORA 2.0 4motion	AZH, AGZ	04/00 → 05/05
BORA 2.3 V5	AGZ, AGZ	10/00 → 05/05
BORA 2.3 V5 4motion	AGZ, AQP	10/00 → 05/05
BORA 2.8 V6 4motion	AQP, AXP	03/99 → 05/05
GOLF IV 1.4	AXP, AHW	05/00 → 06/06
GOLF IV 1.4 16V	AHW, AEH	08/97 → 06/06
GOLF IV 1.6	AEH, ATN	05/00 → 06/06
GOLF IV 1.6 16V	ATN, AGU	02/00 → 06/06
GOLF IV 1.6 FSI	BAD	01/02 → 06/06
GOLF IV 1.8	AGN	08/97 → 06/05
GOLF IV 1.8 4motion	AGN	05/99 → 06/06
GOLF IV 1.8 T	AGU, AGP	08/97 → 06/06
GOLF IV 1.8 T GTI	AUQ	08/01 → 06/05
GOLF IV 1.9 SDi	AGP, AGR	08/97 → 06/06
GOLF IV 1.9 TDi	AGR, AGR	01/00 → 06/06
GOLF IV 1.9 TDI 4motion	AGR, APK	02/00 → 06/06
GOLF IV 1.9 TDI GTi	ARL	06/01 → 06/06
GOLF IV 2.0	APK, AZH	07/98 → 06/06
GOLF IV 2.0 4motion	AZH, AGZ	10/00 → 06/06
GOLF IV 2.0 Bi-Fuel	BEH	02/02 → 06/06
GOLF IV 2.3 V5	AGZ, AGZ	10/00 → 06/06
GOLF IV 2.3 V5 4motion	AGZ, AQP	10/00 → 06/06
GOLF IV 2.8 V6 4motion	AQP, AQP	05/99 → 06/06
GOLF IV 2.8 VR6 4motion	AQP, BFH	03/99 → 06/05
GOLF IV 3.2 R32 4motion	BFH, AWH	09/02 → 06/05
GOLF VI 1.8	AGN	05/98 → 10/00
GOLF VI 1.9 TDi	AGR	07/98 → 04/02
GOLF VI 2.0 BiFuel	BEH	05/02 → 05/03
NEW BEETLE 1.4	BCA	11/01 → 09/10
NEW BEETLE 1.6	AWH, AGU	06/00 → 09/10
NEW BEETLE 1.8 T	AGU, ALH	11/01 → 09/10
NEW BEETLE 1.9 TDI	ALH, AEG	02/01 → 09/10
NEW BEETLE 2.0	AEG, BPR	01/98 → 10/10
NEW BEETLE 2.3 V5	AQN	10/00 → 09/10
NEW BEETLE 2.5	BPR, 182B9.000	07/05 → 09/10
NEW BEETLE RSI 3.2 4motion	AXJ	04/00 → 05/01



BRAKE/CLUTCH PEDAL SWITCHES

Adatt./Suitable:

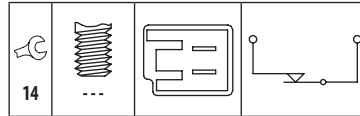
FIAT

46760767

1069 with automatic adjustment

- con regolazione automatica
- avec réglage automatique
- mit automatischer Nachstellung
- con reajuste automático

MARKET DIFFUSION: MEDIUM



FIAT

DOBLO I 1.2	223A5.000	03/01 →
DOBLO I 1.9 D	223A6.000	03/01 →
DOBLO I 1.9 JTD	182B9.000, 183A1.000	10/01 →
PUNTO II 1.2 16V 80	188A5.000	09/99 → 12/06
PUNTO II 1.2 60	188A4.000	09/99 → 12/10
PUNTO II 1.2 Bipower	188A4.000	08/01 → 05/03
PUNTO II 1.8 130 HGT	183A1.000, X14XE	09/99 → 03/12
PUNTO II 1.9 D 60	188A3.000	02/00 → 10/09
PUNTO II 1.9 DS 60	188A3.000	09/99 → 03/12
PUNTO II 1.9 JTD	188A7.000	02/00 → 03/12
PUNTO II 1.9 JTD 80	188A2.000	09/99 → 03/12



BRAKE/CLUTCH PEDAL SWITCHES

Adatt./Suitable:

GENERAL MOTORS

9 132 299

1069 with automatic adjustment

- con regolazione automatica
- avec réglage automatique
- mit automatischer Nachstellung
- con reajuste automático

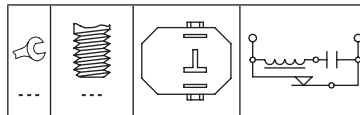
OPEL

12 40 008

9132299

VAUXHALL

9132299



OPEL

ASTRA F 1.8	Z18XEL	02/03 → 07/04
ASTRA F 1.8 i	X18XE1	03/98 → 08/00
ASTRA F 2.0 i 16V	X20XER	10/99 → 08/00
ASTRA G 1.2	X12XE	09/98 → 08/00
ASTRA G 1.2 16V	X12XE	02/98 → 09/00
ASTRA G 1.4	X14XE	09/98 → 04/05
ASTRA G 1.4 16V	X14XE	02/98 → 01/05
ASTRA G 1.4 LPG	X14XE, X16SZR	02/98 → 01/05
ASTRA G 1.6	X16SZR, X16XEL	02/98 → 07/04
ASTRA G 1.6 16V	X16XEL	02/98 → 01/05
ASTRA G 1.6 LPG	X16XEL, X20XEV	06/02 → 06/07
ASTRA G 1.8	X18XE1	03/98 → 08/00
ASTRA G 1.8 16V	X18XE1	02/98 → 10/00
ASTRA G 2.0	X20XEV, 16LZ2	03/98 → 01/05



BRAKE/CLUTCH PEDAL SWITCHES

Adatt./Suitable:

GENERAL MOTORS

9 175 185

1069 with automatic adjustment

- con regolazione automatica
- avec réglage automatique
- mit automatischer Nachstellung
- con reajuste automático

OPEL

12 39 449

12 40 017

12 40 701

9132300

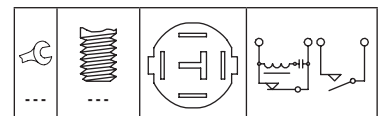
9175185

VAUXHALL

9132300

9175185

MARKET DIFFUSION: MEDIUM



OPEL

ASTRA F 1.8	Z18XEL	02/03 → 07/04
ASTRA F 1.8 i	X18XE1	03/98 → 08/00
ASTRA F 2.0 Di	X20DTL	03/98 → 08/00
ASTRA F 2.0 i 16V	X20XER	10/99 → 08/00
ASTRA G 1.2 16V	Z12XE	09/00 → 01/05
ASTRA G 1.4	Z14XE	09/98 → 04/05

OPEL			
ASTRA G 1.4 16V	Z14XE	02/98 → 01/05	
ASTRA G 1.6	C16SEL, X16XEL	03/98 → 07/09	
ASTRA G 1.6 16V	X16XEL	02/98 → 10/05	
ASTRA G 1.6 CNG	Z16YNG	03/03 → 07/04	
ASTRA G 1.6 LPG	X16XEL, Z20LET	03/98 → 01/05	
ASTRA G 1.7 CDTI	Z17DTL	04/03 → 12/09	
ASTRA G 1.7 DTI 16V	Y17DT	02/00 → 04/05	
ASTRA G 1.7 TD	X17DTL	02/98 → 04/05	
ASTRA G 1.8 16V	Z18XE	06/00 → 10/05	
ASTRA G 2.0 16V Turbo	Z20LET, X20DTL	09/00 → 10/05	
ASTRA G 2.0 DI	X20DTL, Z20LET	02/98 → 04/05	
ASTRA G 2.0 DTI	Y20DTH	09/00 → 04/05	
ASTRA G 2.0 DTI 16V	Y20DTH	08/99 → 01/05	
ASTRA G 2.0 OPC	Z20LET, Y22DTR	03/02 → 10/05	
ASTRA G 2.2 16V	Z22SE	06/00 → 10/05	
ASTRA G 2.2 DTi	Y22DTR, Z16XE	09/02 → 10/05	
ASTRA H 1.4 16V	Z14XE	05/04 → 07/09	
ASTRA H 1.6	Z16XE, X20DTL	06/04 → 07/09	
ASTRA H 1.6 16V	Z16XE	03/04 → 01/08	
ASTRA H 1.7 CDTI	Z17DTL	05/04 → 07/09	
SPEEDSTER 2.0	Z20LET	10/03 → 08/06	
SPEEDSTER 2.0 Turbo	Z20LET	08/02 → 08/06	
ZAFIRA A 1.6 16V	Z16XE	04/99 → 06/05	
ZAFIRA A 1.8 16V	Z18XE	09/00 → 06/05	
ZAFIRA A 2.0 DI	X20DTL, X20DTL	07/99 → 06/00	
ZAFIRA A 2.0 DI 16V	X20DTL, Z20LET	07/99 → 06/05	
ZAFIRA A 2.0 DTI 16V	Y20DTH	09/00 → 06/05	
ZAFIRA A 2.0 OPC	Z20LET, X12XE	09/01 → 06/05	
ZAFIRA A 2.2 16V	Z22SE	09/00 → 06/05	
ZAFIRA A 2.2 DTi	Y22DTR	01/02 → 06/05	
ZAFIRA A 2.2 DTI 16V	Y22DTR	01/02 → 06/05	

VAUXHALL			
ASTRA IV 1.2 16V	X12XE, X14XE	09/00 → 05/05	
ASTRA IV 1.4 16V	X14XE, Z16SE	02/98 → 05/05	
ASTRA IV 1.6	Z16SE, X16XEL	09/00 → 05/05	
ASTRA IV 1.6 16V	X16XEL, Z16SE	02/98 → 10/05	
ASTRA IV 1.6 Dualfuel	Z16SE, Z18XE	07/00 → 05/05	
ASTRA IV 1.7 CDTI 16V	Z17DTL	04/03 → 05/05	
ASTRA IV 1.7 DTI 16V	Y17DT	02/00 → 05/05	
ASTRA IV 1.7 TD	X17DTL	02/98 → 08/00	
ASTRA IV 1.8 16V	Z18XE	02/98 → 10/05	
ASTRA IV 1.8 16V Dualfuel	Z18XE, X20XER	07/02 → 05/05	
ASTRA IV 2.0	X20XER, X20DTL	08/02 → 10/05	
ASTRA IV 2.0 16V	X20XER	02/98 → 05/05	
ASTRA IV 2.0 16V Turbo	Z20LET	09/00 → 08/05	
ASTRA IV 2.0 DI	X20DTL, Z20LET	02/98 → 05/05	
ASTRA IV 2.0 DTI 16V	Y20DTH	02/98 → 05/05	
ASTRA IV 2.0 SRI Turbo	Z20LET	11/01 → 05/05	
ASTRA IV 2.0 Turbo	Z20LET, Z16SE	03/02 → 10/05	
ASTRA IV 2.2 16V	Z22SE	03/00 → 10/05	
ASTRA IV 2.2 DTI	Y22DTR	09/02 → 05/05	
ASTRAVAN II 1.4 16V	Z14XE	09/00 → 05/05	
ASTRAVAN II 1.6 Dualfuel	Z16SE, X20DTL	07/00 → 08/05	
ASTRAVAN II 1.6 i	Z16SE	09/00 → 08/06	
ASTRAVAN II 1.7 CDTI	Z17DTL	04/04 → 08/06	
ASTRAVAN II 1.7 DTI 16V	Y17DT	04/01 → 08/06	
ASTRAVAN II 1.7 TD	X17DTL	08/98 → 08/06	
ASTRAVAN II 2.0 DI	X20DTL, F1CE0441A	08/98 → 08/06	
ASTRAVAN II 2.0 DTI	Y20DTH	04/04 → 08/06	
SPEEDSTER 2.0 Turbo	Z20LET	03/01 → 09/06	
SPEEDSTER VXR20	Z20LET	03/01 → 09/06	
VX220 2.0 i Turbo	Z20LET	03/01 → 07/05	
VX220 2.0 VXR	Z20LET	10/03 → 07/05	
ZAFIRA A 1.6 16V	Z16XE	04/99 → 08/05	
ZAFIRA A 1.8 16V	Z18XE	09/00 → 08/05	
ZAFIRA A 1.8 Dualfuel	Z18XE	09/00 → 08/05	
ZAFIRA A 2.0	Z20LET	06/02 → 06/05	
ZAFIRA A 2.0 DI 16V	X20DTL	10/99 → 08/05	
ZAFIRA A 2.0 DTI 16V	Y20DTH	04/99 → 08/05	
ZAFIRA A 2.0 GSi Turbo	Z20LET	09/01 → 06/05	
ZAFIRA A 2.2 16V	Z22SE	11/98 → 08/04	
ZAFIRA A 2.2 D	Y22DTR	06/01 → 06/05	

7.1157



3

BRAKE/CLUTCH PEDAL SWITCHES

Adatt./Suitable:

FIAT
46512059
500365771

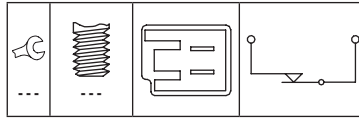
IVECO
500365771

LANCIA
46512059

1069 with automatic adjustment

- con regolazione automatica
- avec réglage automatique
- mit automatischer Nachstellung
- con reajuste automático

MARKET DIFFUSION: MEDIUM



FIAT			
MULTIPLA 1.9 JTD	186A9.000	04/02 → 06/10	
MULTIPLA 1.9 JTD 105	182B4.000	04/99 → 06/10	
MULTIPLA 1.9 JTD 110	186A6.000	03/01 → 07/02	
MULTIPLA 1.9 JTD 115	186A8.000	07/02 → 06/10	

IVECO			
DAILY II 29 L 10	F1AE0481A	09/02 → 04/06	
DAILY II 29 L 10 V	F1AE0481A	09/02 → 07/07	
DAILY II 29 L 11	8140.43B	05/99 → 04/06	
DAILY II 29 L 11 V	8140.43B	05/99 → 07/07	
DAILY II 29 L 12	F1AE0481B	09/02 → 04/06	
DAILY II 29 L 12 V	F1AE0481B	09/02 → 07/07	
DAILY II 29 L 13	8140.43S	05/01 → 07/07	
DAILY II 29 L 14	F1AE0481M	01/05 → 04/06	
DAILY II 29 L 9	8140.43R, 8140.43R	11/01 → 04/06	
DAILY II 29 L 9 V	8140.43R, F1CE0481A	11/01 → 07/07	
DAILY II 35 C 10 V, 35 S 10 V	F1AE0481A	09/02 → 04/06	
DAILY II 35 C 12, 35 S 12	F1AE0481B	09/02 → 04/06	
DAILY II 35 C 12 V, 35 S 12 V	F1AE0481B	09/02 → 07/07	
DAILY II 35 C 14	F1CE0481A, F1CE0481A	09/04 → 04/06	
DAILY II 35 C 14, 35 S 14	F1AE0481M	01/05 → 04/06	
DAILY II 35 C 15	8140.43N	11/01 → 04/06	
DAILY II 35 C 17, 35 S 17	F1CE0481B	01/05 → 04/06	
DAILY II 35 C 9, 35 S 9	8140.43R	11/01 → 04/06	
DAILY II 35 S 10	F1AE0481A	09/02 → 07/07	
DAILY II 35 S 11 V, 35 C 11 V	8140.43B	05/99 → 07/07	
DAILY II 35 S 11, 35 C 11	8140.43B	05/99 → 04/06	
DAILY II 35 S 13 V, 35 C 13 V	8140.43S	05/99 → 07/07	
DAILY II 35 S 13, 35 C 13	8140.43S	05/99 → 04/06	
DAILY II 35 S 15 V, 35 C 15 V	8140.43N	11/02 → 07/07	
DAILY II 35 S 9 V	8140.43R	11/01 → 04/06	
DAILY II 35 S 9 V, 35 C 9 V	8140.63	05/99 → 07/07	
DAILY II 35 S 9, 35 C 9	8140.63	05/99 → 04/06	
DAILY II 40 C 10	F1AE0481A	09/02 → 04/06	
DAILY II 40 C 13	8140.43S	05/99 → 04/06	
DAILY II 40 C 14	F1CE0481A	09/04 → 04/06	
DAILY II 40 C 15	8140.43N	11/01 → 04/06	
DAILY II 40 C 17, 40 S 17	F1CE0481B	01/05 → 04/06	
DAILY II 45 C 14	F1CE0481A	07/99 → 04/06	
DAILY II 50 C 11	8140.43B	05/99 → 07/07	
DAILY II 50 C 13	8140.43S	05/99 → 07/07	
DAILY II 50 C 14	F1CE0481A, F1CE0481A	09/04 → 04/06	
DAILY II 50 C 15	8140.43N	01/01 → 04/06	
DAILY II 50 C 17	F1CE0481B	09/04 → 04/06	
DAILY II 65 C 13	8140.43K	07/99 → 04/06	
DAILY II 65 C 14	F1CE0481A, F1CE0481A	09/04 → 04/06	
DAILY II 65 C 15	8140.43N	11/01 → 04/06	
DAILY II 65 C 17	F1CE0481B	09/04 → 04/06	
DAILY III 35 S 12, 35 C 12, 40 C 12	F1AE0481B	01/03 → 05/06	
DAILY III 35 S 13, 40 C 13, 50 C 13	8140.43S	05/99 → 05/06	
DAILY III 35 S 14, 50 C 14	F1CE0481A, F1CE3481B	01/04 → 05/06	
DAILY III 40 C 15, 50 C 15	8140.43N	05/99 → 05/06	
DAILY III 40 C 17, 50 C 17	F1CE0481B	01/04 → 05/06	
DAILY IV 26L11, 26L11D, 35C11D, 35S11, 40C11	F1AE3481A	09/11 → 02/14	
DAILY IV 29L10	F1AE0481F	05/06 → 08/11	
DAILY IV 29L10 V	F1AE0481F	05/06 → 08/11	
DAILY IV 29L11 V, 35C11 V, 35S11 V, 40C11 V	F1AE3481A	09/11 → 02/14	
DAILY IV 29L12	F1AE0481G	05/06 → 08/11	

IVECO			
DAILY IV 29L12 V, 29L12 V/P	F1AE0481G	05/06 → 08/11	
DAILY IV 29L13 V, 35C13 V, 35S13 V, 40C13 V, 40S13 V	F1AE3481B	09/11 → 02/14	
DAILY IV 29L13, 29L13D, 35C13D, 40C13	F1AE3481B	09/11 → 02/14	
DAILY IV 29L14	F1AE0481H	05/06 → 08/11	
DAILY IV 29L14 C, 29L14 C/P, 29L14 V, 29L14 V/P	F1AE0481H	05/06 → 08/11	
DAILY IV 29L15 V, 35C15L V, 40C15L V, 50C15L V	F1AE3481C	09/11 → 02/14	
DAILY IV 29L15 V, 35S15 V, 35C15L V, 40C15L V, 50C15L V	F1AE3481C	09/11 → 02/14	
DAILY IV 35C10 K	F1AE0481F	05/06 → 08/11	
DAILY IV 35C10, 35S10	F1AE0481F	05/06 → 08/11	
DAILY IV 35C11 K, 35C11 DK, 35S11 K, 35S11 DK	F1AE0481F	07/07 → 08/11	
DAILY IV 35C11 V, 35S11 V	F1AE0481F	07/07 → 08/11	
DAILY IV 35C11, 35S11, 35S11 D, 35S11 /P	F1AE0481F	07/07 → 08/11	
DAILY IV 35C11K, 35S11DKP	F1AE3481A	09/11 → 02/14	
DAILY IV 35C12	F1AE0481G	05/06 → 08/11	
DAILY IV 35C12 V, 35C12 V/P, 35S12 V, 35S12 V/P	F1AE0481G	05/06 → 08/11	
DAILY IV 35C12, 35S12	F1AE0481G	05/06 → 08/11	
DAILY IV 35C13 K, 35C13 DK, 35S13 K, 35S13 DK	F1AE0481V	07/07 → 08/11	
DAILY IV 35C13 V, 35C13 V/P, 35S13 V, 35S13 V/P	F1AE0481V	07/07 → 08/11	
DAILY IV 35C13, 35C13 /P, 35S13 D, 35S13, 35S13 /P	F1AE0481V	07/07 → 08/11	
DAILY IV 35C13K, 35C13DKP	F1AE3481B	09/11 → 02/14	
DAILY IV 35C14 G, 35C14 G/P, 35S14 G, 35S14 G/P, 35C14 GD,...	F1CE0441CNG	07/07 → 08/11	
DAILY IV 35C14 GV, 35C14 GV/P, 35S14 GV, 35S14 GV/P	F1CE0441CNG	07/07 → 08/11	
DAILY IV 35C14 K, 35C14 DK, 35S14 K, 35S14 DK	F1CE3481L	07/07 → 08/11	
DAILY IV 35C14 V, 35C14 V/P, 35S14 V, 35S14 V/P	F1CE3481L	07/07 → 08/11	
DAILY IV 35C14, 35C14 /P, 35S14, 35S14 /P, 35S14 D, 35S14 D/P	F1CE3481L	07/07 → 08/11	
DAILY IV 35C14, 35S14, 35S14 /P	F1AE0481H	05/06 → 08/11	
DAILY IV 35C15	F1CE0481F	05/06 → 08/11	
DAILY IV 35C15 V, 35C15 V/P	F1CE0481F	05/06 → 08/11	
DAILY IV 35C15 V, 40C15 V, 50C15 V, 60C15 V	F1CE3481B, F1CE3481B	09/11 → 02/14	
DAILY IV 35C15, 35C15D, 35S15, 40C15, 45C15, 50C15, 60C15, 70C15	F1CE3481B	09/11 → 02/14	
DAILY IV 35C15K, 35S15DKP, 50C15K, 60C15K, 65C15DK, 70C15K	F1CE3481B	09/11 → 02/14	
DAILY IV 35C17 K, 35C17 DK, 35S17 K, 35S17 DK	F1CE3481C	07/07 → 08/11	
DAILY IV 35C17 V, 35C17 V/P, 35S17 V, 35S17 V/P	F1CE3481C	07/07 → 08/11	
DAILY IV 35C17 V, 35S17 V, 40C17 V, 45C17 V, 50C17 V, 60C17 V	F1CE3481C	09/11 → 02/14	
DAILY IV 35C17, 35C17 /P, 35S17, 35S17 /P, 35S17 D	F1CE3481C	07/07 → 08/11	
DAILY IV 35C17, 35C17D, 35S17, 40C17, 45C17, 50C17, 60C17, 70C17	F1CE3481C	09/11 → 02/14	
DAILY IV 35C17K, 35S17DKP, 50C17K, 65C17DK 70C17K	F1CE3481C, F1CE0481H	09/11 → 02/14	
DAILY IV 35C18	F1CE0481H	05/06 → 08/11	
DAILY IV 35C18 V, 35C18 V/P, 35S18 V, 35S18 V/P	F1CE0481H, F1CE0481H	05/06 → 08/11	
DAILY IV 35C18, 35S18	F1CE0481H, F1CE0481H	05/06 → 08/11	
DAILY IV 35C21 V, 35S21 V, 40C21 V, 45C21 V, 50C21 V	F1CE3481D	09/11 → 02/14	
DAILY IV 35C21, 35S21, 40C21, 45C21, 50C21, 60C21, 70C21	F1CE3481D	09/11 → 02/14	
DAILY IV 35S14 C, 35S14 C/P, 35S14 V, 35S14 V/P, 35C14 V,...	F1AE0481H	05/06 → 08/11	
DAILY IV 35S14 K, 35S14 DK	F1AE0481H	07/07 → 08/11	
DAILY IV 35S14, 35S14 /P	F1AE0481H	05/06 → 08/11	
DAILY IV 35S17 W, 35S17 WD	F1CE3481C	07/07 → 08/11	
DAILY IV 40C10	F1AE0481F	05/06 → 08/11	
DAILY IV 40C10 V	F1AE0481F	05/06 → 08/11	
DAILY IV 40C11 V	F1AE0481F	07/07 → 08/11	
DAILY IV 40C11, 40C11 D	F1AE0481F	07/07 → 08/11	
DAILY IV 40C12	F1AE0481G	05/06 → 08/11	
DAILY IV 40C12 V, 40C14 V/P	F1AE0481G	05/06 → 08/11	
DAILY IV 40C13 V, 40C13 V/P	F1AE0481V	07/07 → 08/11	
DAILY IV 40C13, 40C13 /P	F1AE0481V	07/07 → 08/11	

IVECO		
DAILY IV 40C14 G, 40C14 G/P	F1CE0441CNG	07/07 → 08/11
DAILY IV 40C14 GV, 40C14 GV/P	F1CE0441CNG	07/07 → 08/11
DAILY IV 40C14 K, 40C14 DK	F1CE3481L	07/07 → 08/11
DAILY IV 40C14 V, 40C14 V/P	F1CE3481L	07/07 → 08/11
DAILY IV 40C14, 40C14 /P	F1CE3481L	07/07 → 08/11
DAILY IV 40C15	F1CE0481F	05/06 → 08/11
DAILY IV 40C15 V, 40C15 V/P	F1CE0481F	05/06 → 08/11
DAILY IV 40C17 K, 40C17 DK	F1CE3481C	07/07 → 08/11
DAILY IV 40C17 V, 40C17 V/P	F1CE3481C	07/07 → 08/11
DAILY IV 40C17, 40C17 /P	F1CE3481C	07/07 → 08/11
DAILY IV 40C18	F1CE0481H	05/06 → 08/11
DAILY IV 40C18 V, 40C18 V/P	F1CE0481H	05/06 → 08/11
DAILY IV 45C14, 45C14 /P	F1CE3481L	07/07 → 08/11
DAILY IV 45C15	F1CE0481F	05/06 → 08/11
DAILY IV 45C15 V	F1CE0481F	05/06 → 08/11
DAILY IV 45C17 V, 45C17 V/P	F1CE3481C	07/07 → 08/11
DAILY IV 45C17, 45C17 /P	F1CE3481C	07/07 → 08/11
DAILY IV 45C18	F1CE0481H	05/06 → 08/11
DAILY IV 45C18, 45C18 /P, 45C18 D, 45C18 D/P	F1CE0481H	05/06 → 08/11
DAILY IV 50C14 G, 50C14 G/P, 50C14 GD, 50C14 GD/P	F1CE0441CNG	07/07 → 08/11
DAILY IV 50C14 GV, 50C14 GV/P	F1CE0441CNG	07/07 → 08/11
DAILY IV 50C14 K, 50C14 DK	F1CE3481L	07/07 → 08/11
DAILY IV 50C14 V, 50C14 V/P	F1CE3481L	07/07 → 08/11
DAILY IV 50C14, 50C14 /P	F1CE3481L	07/07 → 08/11
DAILY IV 50C15	F1CE0481F	05/06 → 08/11
DAILY IV 50C15 V, 50C15 V/P	F1CE0481F	05/06 → 08/11
DAILY IV 50C17 K, 50C17 DK	F1CE3481C	07/07 → 08/11
DAILY IV 50C17 V, 50C17 V/P	F1CE3481C	07/07 → 08/11
DAILY IV 50C17, 50C17 /P	F1CE3481C	07/07 → 08/11
DAILY IV 50C18	F1CE0481H	05/06 → 08/11
DAILY IV 50C18 V, 50C18 V/P	F1CE0481H, F1CE0481H	05/06 → 08/11
DAILY IV 55C17	F1CE3481C	08/07 → 03/12
DAILY IV 55S17 W, 55S17 WD	F1CE3481C	07/07 → 08/11
DAILY IV 55S18W	F1CE0481H	06/06 → 08/11
DAILY IV 60C14 K, 60C14 DK	F1CE3481L	07/07 → 08/11
DAILY IV 60C14, 60C14 /P	F1CE3481L	07/07 → 08/11
DAILY IV 60C15	F1CE0481F	05/06 → 08/11
DAILY IV 60C15 V	F1CE0481F	05/06 → 08/11
DAILY IV 60C15, 60C15 /P, 60C15 D, 60C15 D/P	F1CE0481F	05/06 → 08/11
DAILY IV 60C17 K, 60C17 DK	F1CE3481C	07/07 → 08/11
DAILY IV 60C17 V, 60C17 V/P	F1CE3481C	07/07 → 08/11
DAILY IV 60C17, 60C17 /P	F1CE3481C	07/07 → 08/11
DAILY IV 60C18	F1CE0481H	05/06 → 08/11
DAILY IV 65C14 G, 65C14 G/P, 65C14 GD, 65C14 GD/P	F1CE0441CNG	07/07 → 08/11
DAILY IV 65C14 K, 65C14 DK	F1CE3481L	07/07 → 08/11
DAILY IV 65C14 V, 65C14 V/P	F1CE3481L	07/07 → 08/11
DAILY IV 65C14, 65C14 /P	F1CE3481L	07/07 → 08/11
DAILY IV 65C15	F1CE0481F	05/06 → 08/11
DAILY IV 65C15, 65C15 /P, 65C15 D, 65C15 D/P	F1CE0481F	05/06 → 08/11
DAILY IV 65C17 K, 65C17 DK, 65C17KK	F1CE3481C	07/07 → 08/11
DAILY IV 65C17 V, 65C17 V/P	F1CE3481C	07/07 → 08/11
DAILY IV 65C17, 65C17 /P	F1CE3481C	07/07 → 08/11
DAILY IV 65C18	F1CE0481H, F1CE3481J	05/06 → 08/11
DAILY IV 70C14 K, 70C14 DK, 70C14 KK	F1CE3481L	07/07 → 08/11
DAILY IV 70C14 V, 70C14 V/P	F1CE3481L	07/07 → 08/11
DAILY IV 70C14, 70C14 /P	F1CE3481L	07/07 → 08/11
DAILY IV 70C15	F1CE0481L	07/08 → 08/11
DAILY IV 70C17 K, 70C17 DK, 70C17 KK	F1CE3481C	07/07 → 08/11
DAILY IV 70C17, 70C17 /P	F1CE3481C	07/07 → 08/11
DAILY IV 70C17V, 70C17 V/P	F1CE3481C	07/07 → 08/11
DAILY IV Natural Power 35S14, 35C14, 40C14, 50C14, 65C14, 70C14	F1CE0441CNG	09/11 → 02/14
DAILY IV NaturalPower 35S14, 35C14, 40C14, 50C14, 65C14, 70C14, ..	F1CE0441CNG	09/11 → 02/14
DAILY V 35S11, 35S11, 35C11	F1AFL411A	03/14 → 04/16
DAILY V 35S12, 35S12	F1AGL411H	04/16 →
DAILY V 35S12, 35S12, 35C12	F1AGL411H	04/16 →
DAILY V 35S13, 35S13, 35C13	F1AFL411B	03/14 → 04/16
DAILY V 35S14, 35S14	F1AGL411J	04/16 →
DAILY V 35S14, 35S14, 35C14	F1AGL411J	04/16 →
DAILY V 35S15, 35S15, 35C15	F1AFL411C	03/14 → 04/16
DAILY V 35S16, 35S16	F1AGL411G	04/16 →
DAILY V 35S16, 35S16, 35C16	F1AGL411G	04/16 →
DAILY V 35S14, 35S15, 35C15, 40S14, 40C15, 50C15, 65C15, 70C15	F1CE3481J	03/14 → 04/16
DAILY V 35S15, 35C15, 40C15, 50C15	F1CGL411A	04/16 →

IVECO		
DAILY V 35S15, 35C15, 40C15, 50C15, 65C15, 70C15	F1CE3481J, F1CFL411F	03/14 →
DAILY V 35S15, 35C15, 40C15, 50C15, 65C15, 70C15, 72C15	F1CGL411A	04/16 →
DAILY V 35S17, 35C17, 40C17, 45S17, 45C17, 50C17, 55C17, 65C17,...	F1CFL411F	03/14 → 04/16
DAILY V 35S17, 35C17, 40C17, 50C17, 55C17, 65C17, 70C17	F1CFL411F, F1CFL411W	03/14 → 04/16
DAILY V 35S17, 55S17 4x4	F1CFL411F	08/15 → 04/16
DAILY V 40C15, 35C18, 40C18, 50C18	F1CGL411B	04/16 →
DAILY V 35S18, 35C18, 40C18, 50C18, 65C18, 70C18	F1CGL411B	04/16 →
DAILY V 35S18, 35C18, 40C18, 50C18, 65C18, 70C18, 72C18	F1CFL411W, F1CFL411W	04/16 →
DAILY V 35S18, 55S18 4x4	F1CFL411W, F1CFL411G	09/16 →
DAILY V 35S21, 35C21, 40C21, 50C21, 65C21, 70C21	F1CFL411G, F1CE3481J	03/14 →
DAILY V 40C15, 50C15, 60C15	F1CE3481J, F1CE3481J	06/14 → 10/16
DAILY V 40C15, 50C15, 65C15	F1CE3481J, F1CFL411F	03/14 → 04/16
DAILY V 40C17, 50C17, 60C17	F1CFL411F	06/14 → 10/16
DAILY V 40C17, 50C17, 65C17	F1CFL411F, F1CE3481J	03/14 → 04/16
DAILY V 50C15	F1CE3481J, 312A1.000	06/14 → 10/16
DAILY V 50C17	F1CFL411F	06/14 → 10/16
DAILY V 50C17, 65C17	F1CFL411F	06/14 → 10/16
DAILY V Natural Power 35S14, 35C14, 40C14, 50C14	F1CFA401A	04/16 →
DAILY V Natural Power 35S14, 35C14, 40C14, 50C14, 65C14, 70C14	F1CFA401A	03/14 →
DAILY V NaturalPower 35S14, 35C14, 40C14, 50C14, 65C14, 70C14, ..	F1CFA401A	03/14 →
DAILY 2.3	F1AE0481A	07/99 →
DAILY 2.8	8140.43B	07/99 → 12/06
DAILY 3.0	F1CE0441A, F1CE0441CNG	06/06 →
DAILY 3.0 CNG	F1CE0441CNG, 8140.43R	06/06 → 02/14

7.1159  **3**

BRAKE/CLUTCH PEDAL SWITCHES

Adatt./Suitable:

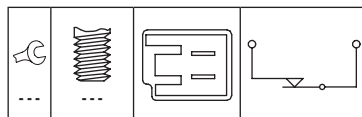
ALFA ROMEO

46752843

FIAT

46752843

- 1069 with automatic adjustment**
- con regolazione automatica
 - avec réglage automatique
 - mit automatischer Nachstellung
 - con reajuste automático



ALFA ROMEO

166 2.0 T.SPARK	AR36301	10/00 → 06/07
GTV 2.0 JTS	937A1.000	04/03 → 10/05
SPIDER II 2.0 JTS	937A1.000	04/03 → 04/05
SPIDER II 2.0 T.SPARK 16V	AR32310	06/95 → 04/05
FIAT		
DOBLO I 1.3 JTD 16V	188A8.000	05/04 → 12/06
DOBLO I 1.6	182B6.000	09/02 →
DOBLO I 1.6 Natural Power	182B6.000	09/02 →
DOBLO I 1.9 JTD	223A7.000	07/03 →
DOBLO I 1.9 JTD 8V	--	10/05 →
PUNTO II 1.2 16V 80	188A5.000	09/99 → 12/06

FIAT		
PUNTO II 1.9 D 60	188A3.000	02/00 → 10/09
PUNTO II 1.9 DS 60	188A3.000	09/99 → 03/12
PUNTO II 1.9 JTD 80	188A2.000	09/99 → 03/12

7.1161  **3**

BRAKE/CLUTCH PEDAL SWITCHES

Adatt./Suitable:

ABARTH

46840510

60801906

60816501

ALFA ROMEO

46840510

60669020

60801906

CHRYSLER

46840510

CITROËN

4534 50

FIAT

46840510

60801906

60816501

FORD

1 543 231

1 565 244

9551-13480-AA

9551-13K198-AA

LANCIA

46840510

60669020

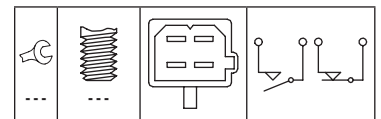
60801906

PEUGEOT

4534 50

- 1069 with automatic adjustment**
- con regolazione automatica
 - avec réglage automatique
 - mit automatischer Nachstellung
 - con reajuste automático

MARKET DIFFUSION: HIGH



ABARTH

500 1.4	312A1.000, 312A1.000	08/08 →
500 MY12 1.4	--	01/12 →
500C / 595C 1.4	312A1.000, AR32104	09/09 →

ALFA ROMEO

147 1.6 16V T.SPARK	AR32104	01/01 → 03/10
147 1.6 16V T.SPARK ECO	AR37203	01/01 → 03/10
147 1.6 LPG	AR32104, 937A2.000	03/01 → 03/10
147 1.9 JTD	937A2.000, 192A5.000	10/00 → 03/10
147 1.9 JTD 16V	192A5.000, 937A2.000	11/02 → 03/10
147 1.9 JTD M	937A2.000, 937A5.000	10/04 → 03/10
147 1.9 JTD M 16V	937A5.000, AR32103	09/04 → 03/10
147 1.9 JTD M 8V	937A3.000	07/05 → 03/10
147 2.0 16V T.SPARK	AR32310	01/01 → 03/10
147 3.2 GTA	932A.000	02/03 → 03/10
156 1.6 16V T.SPARK	AR32103, AR32103	09/97 → 09/05
156 1.6 16V T.SPARK.	AR32103, AR32201	05/00 → 05/06
156 1.8 16V T.SPARK	AR32201, 192B1.000	05/00 → 05/06
156 1.9 JTD	192B1.000, AR32301	05/01 →
156 1.9 JTD 16V	192A5.000	11/02 → 05/06
156 1.9 JTD 16V Q4	937A5.000	07/04 → 05/06
156 2.0 16V T.SPARK	AR32301, 932A2.000	05/00 → 06/02
156 2.0 JTS	932A2.000, 841C000	01/02 → 05/06
156 2.4 JTD	841C000, 937A8.000	03/02 → 05/06
156 2.5 V6 24V	AR32405	02/97 → 05/06
156 3.2 GTA	932A.000	03/02 → 05/06
159 1.8 MPI	939A4.000	06/05 → 11/11
159 1.8 Tbi	939B1.000	05/09 → 12/12
159 1.9 JTD M 16V	937A8.000, 937A7.000	09/05 → 11/11
159 1.9 JTD M 8V	937A7.000, 844A2.000	09/05 → 11/11
159 1.9 JTS	939A6.000	09/05 → 11/11
159 2.0 JTD M	844A2.000, 939A3.000	05/09 → 11/11
159 2.2 JTS	939A5.000	09/05 → 11/11
159 2.4 JTD M	939A3.000, 839A6.000	09/05 → 12/12
159 2.4 JTD M Q4	939A9.000	05/07 → 11/11
159 3.2 JTS	939A.000	01/08 → 11/11
159 3.2 JTS Q4	939A.000	12/05 → 11/11
159 MY2011 1.9 8V JTD	--	01/10 →
159 MY2011 2.0 JTD	--	01/10 →
159 MY2011 2.2 JTS	--	01/10 →
159 MY2011 2.4 JTD	--	01/10 →

ALFA ROMEO		
159 MY2011 3.2 JTS	--	01/10 →
166 2.0 T.Spark	AR36301	10/00 → 06/07
166 2.4 JTD	839A6.000, 939A3.000	10/00 → 06/07
166 2.5 V6 24V	AR36201	10/00 → 06/07
166 3.0 V6 24V [BRA]	AR34302	08/98 → 09/00
166 3.2 V6 24V	936A.000	10/03 → 06/07
BRERA 2.2 JTS	939A5.000	01/06 → 05/11
BRERA 2.4 JTDM 20V	939A3.000, 937A5.000	01/06 → 06/10
BRERA 3.2 JTS	939A.000	03/08 → 06/10
BRERA 3.2 JTS Q4	939A.000	01/06 → 05/11
GT 1.8 TS	AR32205	11/03 → 09/10
GT 1.9 JTD	937A5.000, 932A2.000	11/03 → 09/10
GT 2.0 JTS	932A2.000, AR16201	11/03 → 09/10
GT 3.2 GTA	936A.000	11/03 → 09/10
GTV 2.0 JTS	937A1.000	04/03 → 10/05
GTV 2.0 T.SPARK 16V	AR16201, AR16101	06/95 → 10/05
GTV 3.0 V6 24V	AR16105	10/00 → 10/05
GTV 3.2 V6 24V	936A6.000	04/03 → 10/05
SPIDER II 2.0 JTS	937A1.000	04/03 → 04/05
SPIDER II 2.0 T.SPARK 16V	AR32310	06/95 → 04/05
SPIDER II 3.0 V6	AR16101, 939A3.000	09/94 → 04/05
SPIDER III 3.2 V6 24V	936A6.000	04/03 → 04/05
SPIDER III 1.8 Tbi	939B1.000	05/09 → 03/11
SPIDER III 2.4 JTS	939A5.000	03/06 → 03/11
SPIDER III 2.4 JTDM	939A3.000, XU10J2	04/07 → 06/10
SPIDER III 3.2 JTS	939A.000	03/08 → 03/11
SPIDER III 3.2 JTS Q4	939A.000	03/06 → 03/11

CHRYSLER		
DELTA 1.4	198A4.000	08/11 →
DELTA 1.4 16V	198A7.000	08/11 →
DELTA 1.6 D Multijet	844A3000	08/11 →
DELTA 2.0 D Multijet	198A5.000	08/11 →

CITROËN		
JUMPER II 2.0	XU10J2	02/02 →
JUMPER II 2.0 BiFuel	XU10J2	02/02 → 06/06
JUMPER II 2.0 bivalent	XU10J2, DW10TD	02/03 →
JUMPER II 2.0 HDi	DW10TD, 4HY(DW12UTED)	04/02 →
JUMPER II 2.2 HDi	4HY(DW12UTED), --	02/02 →
JUMPER II 2.8 HDi	--, 8140.43S	04/02 →
JUMPER II 2.8 HDi 4x4	8140.43S, 4HV(P22DTE)	02/02 →
JUMPER II 2.8 HDi Trazione integrale	8140.43S	04/02 →
JUMPER II 2.8 TD	8140.43	04/02 →
JUMPER III 2.0 BlueHDi 110	AHM(DW10FUE)	04/16 →
JUMPER III 2.0 BlueHDi 130	AHN(DW10FUD)	07/15 →
JUMPER III 2.0 BlueHDi 130 4x4	AHN(DW10FUD)	04/16 →
JUMPER III 2.0 BlueHDi 160	AHP(DW10FUC)	07/15 →
JUMPER III 2.0 BlueHDi 160 4x4	AHP(DW10FUC)	04/16 →
JUMPER III 2.2 HDi 100	4HV(P22DTE), 4HH(P22DTE)	04/06 →
JUMPER III 2.2 HDi 110	4HG(P22DTE)	07/11 →
JUMPER III 2.2 HDi 120	4HU(P22DTE)	04/06 →
JUMPER III 2.2 HDi 130	4HH(P22DTE), F300FAP	04/06 →
JUMPER III 2.2 HDi 150	4HJ(P22DTE)	07/11 →
JUMPER III 3.0 HDi 145	F300FAP, F30DTFAP	07/10 →
JUMPER III 3.0 HDi 155	F30DTFAP, F30DTFAP	07/10 →
JUMPER III 3.0 HDi 160	F30DTFAP, 312A2.000	09/06 →

FIAT		
500 0.9	312A2.000, 169A1.000	07/10 →
500 1.2	169A4.000	10/07 →
500 1.2 LPG	169A4.000	01/09 →
500 1.3 D Multijet	169A1.000, 312A2.000	10/07 →
500 1.4	169A3.000	10/07 →
500 C 0.9	312A2.000, 169A1.000	09/09 →
500 C 1.2	169A4.000	09/09 →
500 C 1.3 D Multijet	169A1.000, 169A3.000	09/09 →
500 C 1.4	169A3.000, --	09/09 →
500 MY12 0.9	--	01/12 →
500 MY12 1.2	--	01/12 →
500 MY12 1.3 JTD	--	01/12 →
500 MY12 1.4	--	01/12 →
500 MY15 0.9	--	01/15 →
500 MY15 1.2	--	01/15 →
500 MY15 1.2 LPG	--	01/15 →
500 MY15 1.3 JTD	--	01/15 →
500 MY15 1.4	--	01/15 →
BRAVO I 1.4 LPG	192B2.000	06/09 → 12/14
BRAVO II 1.4	192B2.000	04/07 → 12/14
BRAVO II 1.4 16V	--, --	04/07 →
BRAVO II 1.4 LPG	--	01/10 →
BRAVO II 1.4 T-Jet	--, --	09/07 →
BRAVO II 1.6 D Multijet	--, 192A1.000	09/07 →
BRAVO II 1.6 JTD	198A3.000	03/08 → 12/14
BRAVO II 1.9 D Multijet	192A1.000, --	11/06 →
BRAVO II 1.9 D Multijet 8V	192A1.000	01/10 →
BRAVO II 1.9 D Multijet 16V	--	01/10 →

FIAT		
BRAVO II 2.0 D Multijet	--, 939A1.000	09/08 →
CROMA II 1.8 16V	939A4.000	12/05 →
CROMA II 1.9 D Multijet	939A1.000, 188A8.000	06/05 →
CROMA II 2.2 16V	194A1.000	06/05 →
CROMA II 2.4 D Multijet	939A3.000	06/05 →
DOBLO I 1.3 D Multijet	199A2.000	10/05 →
DOBLO I 1.3 JTD	199A2.000	05/05 →
DOBLO I 1.3 JTD 16V	188A8.000, 182B9.000	05/04 → 12/06
DOBLO I 1.3 JTD 16V Multijet	223A9.000	08/06 →
DOBLO I 1.4	350A1.000	10/05 →
DOBLO I 1.6 16V	182B6.000	10/01 →
DOBLO I 1.6 Natural Power	182B6000CNG	09/02 →
DOBLO I 1.9 D Multijet	186A9.000	10/05 →
DOBLO I 1.9 JTD	182B9.000, RHV	10/01 →
DOBLO I 1.9 JTD 8V	--	10/05 →
DOBLO I 1.9 JTD Multijet	186A9.000	12/06 →
DUCATO II 2.0 4x4	RFL	04/02 →
DUCATO II 2.0 Bipower	RFL	05/02 → 07/06
DUCATO II 2.0 JTD	RHV, RFLCNG	07/01 →
DUCATO II 2.0 LPG	RFL	12/01 → 10/04
DUCATO II 2.0 Natural Power	RFLCNG, 8140.43	06/03 → 07/12
DUCATO II 2.3 JTD	F1AE0481C	04/02 →
DUCATO II 2.3 JTD	8140.43, 8140.43	11/00 →
DUCATO II 2.8 JTD 4x4	8140.435	11/00 →
DUCATO II 2.8 JTD Power	8140.435	05/04 →
DUCATO II 2.8 TD	8140.43, F1AE0481D	04/02 → 07/06
DUCATO II 2.8 TD 4x4	8140.435	11/03 → 07/06
DUCATO III 100 Multijet 2,2 D	4HV	07/06 →
DUCATO III 110 Multijet 2,3 D	F1AE0481D, F1AE0481D	08/06 →
DUCATO III 120 Multijet 2,3 D	F1AE0481D, F1AE0481N	07/06 →
DUCATO III 120 Multijet 2,3 D 4x4	F1AE0481D	03/10 →
DUCATO III 130 Multijet 2,3 D	F1AE0481N, F1CE-0441ACNG	07/06 →
DUCATO III 140 Natural Power	F1CE0441ACNG, F1CE0481D	04/09 →
DUCATO III 150 Multijet 2,3 D	F1AGL411A	04/15 →
DUCATO III 160 Multijet 3,0 D	F1CE0481D, 188A9.000	07/06 →
DUCATO III 180 Multijet 2,3 D	F1AGL411B	12/15 →
DUCATO III 180 Multijet 3,0 D	F1CE3481E	06/11 →
DUCATO III 2.3 Multijet	F1AE0481N	01/07 → 07/14
DUCATO III 3.0 Multijet	F1CE3481N	04/10 → 07/14
IDEA 1.2	--	01/08 →
IDEA 1.2 16V	188A5.000	01/04 →
IDEA 1.2 D	--	01/08 →
IDEA 1.3 D Multijet	188A9.000, 192B2.000	01/04 →
IDEA 1.3 JTD Multijet	199B1.000	05/08 → 12/12
IDEA 1.4	192B2.000, --	12/03 →
IDEA 1.4 16V	--, --	01/04 →
IDEA 1.4 LPG	350A1.000	10/04 → 12/12
IDEA 1.6 MJTD	350A2.000	07/08 → 12/12
IDEA 1.9 D	--	01/08 →
IDEA 1.9 JTD	188B2.000	01/04 →
LINEA 1.3 D Multijet	--, 182B6.000	06/07 →
LINEA 1.3 JTD Multijet	199A3.000	10/06 →
LINEA 1.4	350A1.000	06/07 →
LINEA 1.4 16V [IND]	--	06/07 →
LINEA 1.4 16V TURBO [IND]	--	09/07 →
LINEA 1.4 T-Jet	198A4.000	09/07 →
LINEA 1.6	--	07/08 →
LINEA 1.6 D Multijet	198A3.000	06/09 →
LINEA 1.8 Flex	370A0.011	09/10 →
MULTIPLA 1.6	182B6.000, 182B6.000	09/00 → 06/10
MULTIPLA 1.6 100 16V	182A4.000	04/99 → 06/10
MULTIPLA 1.6 16V	182B6.000	04/02 → 06/10
MULTIPLA 1.6 16V Bipower	182B6.000, 186A3.000	10/01 → 06/10
MULTIPLA 1.6 16V Blupower	186A3.000, 178F3.011	04/99 → 06/10
MULTIPLA 1.6 16V GPL	182B6.000	10/01 → 06/10
MULTIPLA 1.6 Natural Power	182B6000CNG	11/08 → 06/10
MULTIPLA 1.9 JTD	186A9.000	04/02 → 06/10
MULTIPLA 1.9 JTD 105	182B4.000	04/99 → 06/10
MULTIPLA 1.9 JTD 110	186A6.000	03/01 → 07/02
MULTIPLA 1.9 JTD 115	186A8.000	07/02 → 06/10
PALIO 1.0 i	--	06/05 →
PALIO 1.0 MPI	178F1.011	11/03 → 07/05
PALIO 1.2 16V	178D7.055	06/05 →
PALIO 1.3	--	06/03 →
PALIO 1.3 Multijet INDIA	199A2.000	06/05 →
PALIO 1.4	178F3.011, 169A4.000	10/02 →
PALIO 1.7 TD	176A3.000	06/05 →
PANDA I 1.1	187A1.000	09/00 → 02/04
PANDA I 1.1 AWD	187A1.000	09/00 → 02/04
PANDA II 1.1	--	04/09 →
PANDA II 1.2	169A4.000, 169A4.000	09/03 →
PANDA II 1.2 4x4	169A4.000, --	09/04 →
PANDA II 1.2 Bi-Power / Natural Power	--	04/09 →

FIAT		
PANDA II 1.2 Euro 4	--	04/09 →
PANDA II 1.2 Euro 5	--	04/09 →
PANDA II 1.2 LPG	169A4.000	09/10 →
PANDA II 1.2 Natural Power	188A4.000	01/07 → 12/11
PANDA II 1.3 D Multijet	--, 188A8.000	09/03 →
PANDA II 1.3 D Multijet 4x4	188A8.000, 350A1.000	10/04 →
PANDA II 1.3 JTD Multijet 4x4	169A1.000	09/10 → 08/13
PANDA II 1.4	--	04/09 →
PANDA II 1.4 16V	--	01/10 →
PANDA II 1.4 Natural Power	350A1.000, 312A2.000	10/09 →
PANDA III 0.9	312A2.000, 312A2.000	02/12 →
PANDA III 0.9 4x4	312A2.000, 312A2.000	09/12 →
PANDA III 0.9 Natural Power	312A2.000, 199A1.000	07/12 →
PANDA III 1.2	169A4.000	02/12 →
PANDA III 1.3 D Multijet	199A1.000, 199A1.000	02/12 →
PANDA III 1.3 D Multijet 4x4	199A1.000, 199A6.000	06/12 →
PANDA 1.2	169A4.000	01/12 → 08/13
PANDA 1.2 LPG	169A4.000	01/12 → 08/13
PANDA 1.4 Natural Power	350A1000CNG	01/12 → 08/13
PUNTO II 1.2	188A4.000	06/03 →
PUNTO II 1.2 16V	188A5.000	06/03 →
PUNTO II 1.2 16V 80	188A5.000	09/99 → 12/06
PUNTO II 1.2 60	188A4.000	09/99 → 12/10
PUNTO II 1.2 Natural Power	188A4.000	09/03 → 03/12
PUNTO II 1.3 D Multijet	188A9.000	02/05 → 10/09
PUNTO II 1.3 JTD	188A9.000	06/03 → 10/05
PUNTO II 1.3 JTD 16V	188A9.000	06/03 → 03/12
PUNTO II 1.4	199A6.000, 183A1.000	09/03 →
PUNTO II 1.8 130 HGT	183A1.000, 188A7.000	09/99 → 03/12
PUNTO II 1.8 16V	188A6.000	06/03 →
PUNTO II 1.9 JTD	188A7.000, --	02/00 → 03/12
PUNTO III / GRANDE PUNTO 1.2 [IND]	--	01/08 →
PUNTO III / GRANDE PUNTO 1.3 Multijet [IND]	--	01/08 →
PUNTO III / GRANDE PUNTO 1.4 16V [IND]	--	01/08 →
PUNTO III 1.3 JTD Multijet	955B2.000	05/18 →
SIENA 1.2	178B7.045	01/98 →
SIENA 1.2 16V	178D7.055	01/02 →
SIENA 1.2 MJTD	--	01/02 →
SIENA 1.4	--, 178E5.022	01/02 →
SIENA 1.5	178E5.022, 192B2.000	09/02 →
SIENA 1.6 16V	178D2.011	03/99 →
SIENA 1.7 [CHN]	--	01/06 →
SIENA 1.7 D	176A3.000	03/02 →
SIENA 1.9 D	223A6.000	11/00 →
STILO 1.2 16V	188A5.000	02/02 → 11/06
STILO 1.4	843A1.000	01/04 → 08/08
STILO 1.4 16V	192B2.000, --	01/04 → 08/08
STILO 1.6	--, 182B6.000	04/05 → 08/08
STILO 1.6 16V	182B6.000, 192A8.000	10/01 → 08/08
STILO 1.8 16V	192A4.000	10/01 → 08/08
STILO 1.9 D	192B5.000	09/04 → 08/08
STILO 1.9 D Multijet	192A8.000, 192A1.000	09/05 → 08/08
STILO 1.9 JTD	192A1.000, FP4	10/01 → 08/08
STILO 2.4 20V	192A2.000	10/01 → 04/07
STRADA 1.3 D	--	01/11 →
STRADA 1.3 D Multijet	199B1.000	10/10 →

FORD		
KA II 1.2	FP4, BAAA	10/08 →
KA II 1.3 TDCi	BAAA, 198A1.000	10/08 →

LANCIA		
DELTA III 1.4	198A1.000, 198A2.000	09/08 → 08/14
DELTA III 1.4 16V	198A7.000	07/10 → 08/14
DELTA III 1.4 Bifuel	198A4.000	07/11 → 08/14
DELTA III 1.6 D Multijet	198A2.000, 844A3.000	09/08 → 08/14
DELTA III 1.6 JTD Multijet	844A3.000, 198A5.000	09/08 → 12/14
DELTA III 1.8	939B1.000	01/09 → 08/14
DELTA III 1.9 D Multijet	844A1.000	01/09 → 08/14
DELTA III 2.0 D Multijet	198A5.000, 839A7.000	09/08 → 08/14
LYBRA 1.8 16V	839A7.000, 937A2.000	07/99 → 10/05
LYBRA 1.9 JTD	937A2.000, 839A6.000	09/00 → 10/05
LYBRA 2.0 20V	185A8.000	09/00 → 10/05
LYBRA 2.4 20V	192A2.000	10/01 → 10/05
LYBRA 2.4 JTD	839A6.000, --	09/00 → 10/05
MUSA 1.3 D Multijet	--, 192B2.000	10/04 → 12/12
MUSA 1.4	192B2.000, --	09/04 → 12/12
MUSA 1.4 16V	--	01/11 → 12/12
MUSA 1.4 8V	--	01/11 → 12/12
MUSA 1.4 LPG	350A1.000	09/09 → 12/12
MUSA 1.6 D Multijet	--, 841C.000	07/08 → 12/12
MUSA 1.9 D Multijet	188B2.000	10/04 → 09/12
THESIS 2.0 Turbo	841C.000	07/02 → 07/09
THESIS 2.4	841D.000	07/02 → 07/09
THESIS 2.4 D Multijet	841P000	04/06 → 07/09
THESIS 2.4 JTD		

LANCIA			
THEISIS 3.2 V6	841L.000	05/03 → 07/09	
YPSILON I 1.2	169A4.000, 199A2.000	10/03 → 12/11	
YPSILON I 1.3 D Multijet	199A2.000, RHV(DW10TD)	09/06 → 12/11	
YPSILON I 1.3 JTD	188A9.000	10/03 → 12/11	
YPSILON I 1.4	350A1.000	02/06 → 12/11	
YPSILON I 1.4 16V	843A1.000	10/03 → 12/11	
YPSILON I 1.4 LPG	350A1.000	11/10 → 12/11	
PEUGEOT			
BOXER I 2.0	RFL(XU10J2U)	04/02 →	
BOXER I 2.0 BiFuel	XU10J2	12/01 → 06/06	
BOXER I 2.0 CNG	XU10J2CNG	07/03 → 03/06	
BOXER I 2.0 HDi	RHV(DW10TD), 4HY(DW12UTED)	04/02 →	
BOXER I 2.2 HDi	4HY(DW12UTED), 8140.43S(F28DTCR)	04/02 →	
BOXER I 2.8 HDi	8140.43S(F28DTCR), 4HV(P22DTE)	04/02 →	
BOXER I 2.8 HDi 4x4	8140.43S(F28DTCR)	04/02 →	
BOXER I 2.8 TD	8140.23	12/01 →	
BOXER II 2.0 BlueHDi 130	AHN(DW10FUD)	07/15 →	
BOXER II 2.0 BlueHDi 160	AHP(DW10FUC)	07/15 →	
BOXER II 2.2 HDi 100	4HV(P22DTE), 4HU(P22DTE)	04/06 →	
BOXER II 2.2 HDi 110	P22DTE	03/11 →	
BOXER II 2.2 HDi 120	4HU(P22DTE), F1CE0481D(F30DT)	04/06 →	
BOXER II 2.2 HDi 130	P22DTE	03/11 →	
BOXER II 2.2 HDi 150	P22DTE	03/11 →	
BOXER II 3.0 D	F30DT	09/08 → 12/09	
BOXER II 3.0 HDi	F1CE0481D(F30DT), F1CE3481N(F30DTE)	07/06 →	
BOXER II 3.0 HDi 145	F1CE3481N(F30DTE), F1CE0481D(F30DT)	04/10 →	
BOXER II 3.0 HDi 160	F1CE0481D(F30DT), Z10XE	04/06 →	
BOXER II 3.0 HDi 175	F30DT	03/11 →	

7.1162



3

BRAKE/CLUTCH PEDAL SWITCHES

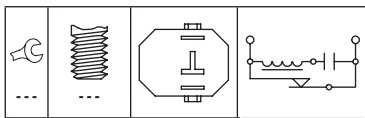
Adatt./Suitable:

GENERAL MOTORS

9 149 765

OPEL
12 40 597
62 40 156**1069 with automatic adjustment**

- con regolazione automatica
- avec réglage automatique
- mit automatischer Nachstellung
- con reajuste automático



OPEL			
OMEGA B 2.0	X20SE	03/94 → 09/99	
OMEGA B 2.0 16V	X20XEV	03/94 → 09/99	
OMEGA B 2.5 V6	X25XE	03/94 → 09/00	
OMEGA B 3.0 V6	X30XE	04/94 → 02/01	
VAUXHALL			
OMEGA B 2.0	X20SE	03/94 → 09/99	
OMEGA B 2.0 16V	X20XEV	03/94 → 07/01	
OMEGA B 2.5 V6	X25XE	03/94 → 09/00	
OMEGA B 3.0 V6	X30XE	04/94 → 07/00	

7.1163



3

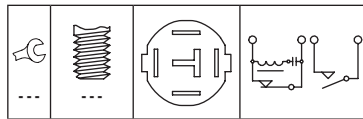
BRAKE/CLUTCH PEDAL SWITCHES

Adatt./Suitable:

GENERAL MOTORS9 149 766
90 460 326**OPEL**62 40 058
62 40 157
90460326
9149766**VAUXHALL**90460326
9149766**1069 with automatic adjustment**

- con regolazione automatica
- avec réglage automatique
- mit automatischer Nachstellung
- con reajuste automático

MARKET DIFFUSION: HIGH



OPEL			
COMBO C 1.3 CDTI 16V	Y13DT	06/04 → 12/12	
COMBO C 1.4 16V	Z14XEP	08/05 →	
COMBO C 1.6	Z16SE	10/01 →	
COMBO C 1.7 DI 16V	Y17DTL	10/01 →	
COMBO C 1.7 DTI 16V	Y17DT	10/01 →	
CORSA C 1.0	Z10XE, Y13DT	09/00 → 12/09	
CORSA C 1.2	Z12XE	09/00 → 12/09	
CORSA C 1.2 16V	Z12XE	09/00 → 07/03	
CORSA C 1.2 Twinport	Z12XEP	07/04 → 12/09	
CORSA C 1.3 CDTI	Y13DT, Z16SE	06/03 →	
CORSA C 1.3 CDTI 16V	Z13DT	07/05 → 06/06	
CORSA C 1.3 DTI	Y13DT	09/03 →	
CORSA C 1.4	Z14XE	07/00 →	
CORSA C 1.4 Twinport	Z14XEP	06/03 → 12/09	
CORSA C 1.6	Z16SE	09/00 →	
CORSA C 1.6 CNG	Y16YNG	05/03 → 12/09	
CORSA C 1.6 X	Z16YNG	08/05 →	
CORSA C 1.7 CDTI	Z17DTH	06/03 → 12/12	
CORSA C 1.7 DI	Y17DTL	09/00 → 12/09	
CORSA C 1.7 DI 16V	Y17DTL	09/00 → 07/03	
CORSA C 1.7 DTI	Y17DT	09/00 →	
CORSA C 1.8	Z18XE	09/00 → 12/09	
MERIVA A 1.3 CDTI	Z13DTJ	09/03 → 05/10	
MERIVA A 1.4 16V Twinport	Z14XEP	07/04 → 05/10	
MERIVA A 1.4 16V Twinport LPG	Z14XEP	07/04 → 05/10	
MERIVA A 1.6	Z16SE, A17DTR	05/03 → 05/10	
MERIVA A 1.6 16V	Z16XE	05/03 → 01/06	
MERIVA A 1.6 Turbo	Z16LET	09/05 → 05/10	
MERIVA A 1.7 CDTI	A17DTR, Y22XE	09/03 → 05/10	
MERIVA A 1.7 DTI	Y17DT	09/03 → 05/10	
MERIVA A 1.8	Z18XE	05/03 → 05/10	
OMEGA B 2.0	X20SE	03/94 → 09/99	
OMEGA B 2.0 16V	X20XEV	03/94 → 09/99	
OMEGA B 2.0 DTI 16V	X20DTH	09/97 → 09/00	
OMEGA B 2.2 16V	Y22XE, Y13DT	09/99 → 07/03	
OMEGA B 2.2 DTI 16V	Y22DTH	09/00 → 07/03	
OMEGA B 2.5 DTI	Y25DT	09/01 → 07/03	
OMEGA B 2.5 V6	X25XE	03/94 → 09/00	
OMEGA B 2.6	--	05/94 → 05/99	
OMEGA B 2.6 V6	Y26SE	09/00 → 07/03	
OMEGA B 3.0 V6	X30XE	04/94 → 02/01	
OMEGA B 3.2 V6	Y32SE	02/01 → 07/03	
TIGRA B 1.3 CDTI	Z13DT	06/04 → 12/10	
TIGRA B 1.4	Z14XEP	06/04 → 12/10	
TIGRA B 1.8	Z18XE	06/04 → 12/10	

VAUXHALL			
COMBO C 1.3 CDTI 16V	Y13DT, Z16SE	09/04 → 02/12	
COMBO C 1.4	Z14XEP	10/04 → 09/10	
COMBO C 1.4 16V	Z14XE	10/01 → 05/07	
COMBO C 1.4 i 16V	Z14XEP	01/04 → 11/11	
COMBO C 1.6	Z16SE, Z16YNG	09/01 → 11/11	
COMBO C 1.6 CNG	Z16YNG, Y16YNG	04/05 → 02/12	
COMBO C 1.6 CNG 16V	Y16YNG, Z10XE	04/05 → 02/12	
COMBO C 1.7 CDTI 16V	Z17DTH	12/04 → 11/11	
COMBO C 1.7 DI 16V	Y17DTL	09/01 → 11/11	
COMBO C 1.7 DTI 16V	Y17DT	10/01 → 02/12	

VAUXHALL			
CORSA C 1.0 12V	Z10XE, Y13DT	09/00 → 10/06	
CORSA C 1.2 16V	Z12XE	09/00 → 10/06	
CORSA C 1.2 16V Dualfuel	Z12XE	08/01 → 10/06	
CORSA C 1.2 Twinport	Z12XEP	07/04 → 10/06	
CORSA C 1.3 CDTI 16V	Y13DT, Z12XE	08/00 → 09/06	
CORSA C 1.4 16V	Z14XE	09/00 → 10/06	
CORSA C 1.4 Twinport	Z14XEP	06/03 → 10/06	
CORSA C 1.7 CDTI 16V	Z17DTH	08/00 → 09/06	
CORSA C 1.7 DI 16V	Y17DTL	08/00 → 09/06	
CORSA C 1.7 DTI 16V	Y17DT	08/00 → 09/06	
CORSA C 1.8 16V	Z18XE	08/00 → 09/06	
CORSAVAN II 1.2 16V	Z12XE, Z12XE	09/00 → 11/06	
CORSAVAN II 1.2 16V Dualfuel	Z12XE, Y13DT	08/01 → 06/06	
CORSAVAN II 1.3 CDTI 16V	Z13DT	04/04 → 06/06	
CORSAVAN II 1.4	Z14XEP	11/03 → 06/06	
CORSAVAN II 1.7 DI 16V	Y17DTL	09/00 → 06/06	
CORSAVAN II 1.7 DTI 16V	Y17DT	09/00 → 06/06	
MERIVA I 1.3 CDTI	Y13DT, Z17DTH	01/03 → 06/10	
MERIVA I 1.4 16V Twinport	Z14XEP	01/03 → 06/10	
MERIVA I 1.6 i	Z16SE	01/03 → 06/10	
MERIVA I 1.6 i 16V	Z16XE	01/03 → 09/05	
MERIVA I 1.6 i 16V Twinport	Z16XEP	05/03 → 06/10	
MERIVA I 1.6 Turbo	Z16LET	05/06 → 06/10	
MERIVA I 1.7 CDTi	Z17DTH, Y22XE	09/03 → 06/10	
MERIVA I 1.7 DTI	Y17DT	06/03 → 06/10	
MERIVA I 1.8 i 16V	Z18XE	05/03 → 06/10	
OMEGA B 2.0	X20SE	03/94 → 09/99	
OMEGA B 2.0 16V	X20XEV	03/94 → 07/01	
OMEGA B 2.0 DTI 16V	X20DTH	01/98 → 09/00	
OMEGA B 2.2 16V	Y22XE, VQ35DE	01/94 → 06/03	
OMEGA B 2.2 DTI 16V	Y22DTH	08/00 → 07/03	
OMEGA B 2.5 DTI 24V	Y25DT	09/01 → 07/03	
OMEGA B 2.5 V6	X25XE	03/94 → 09/00	
OMEGA B 2.6 V6	Y26SE	08/00 → 07/03	
OMEGA B 3.0 V6	X30XE	04/94 → 07/00	
OMEGA B 3.2 V6	Y32SE	02/01 → 07/03	
TIGRA B 1.3 CDTI	Z13DT	06/04 → 08/09	
TIGRA B 1.4	Z14XEP	06/04 → 08/09	
TIGRA B 1.8	Z18XE	06/04 → 08/09	

7.1165



3

BRAKE/CLUTCH PEDAL SWITCHES

Adatt./Suitable:

INFiniti

25320-4M400

NISSAN

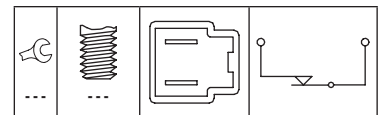
25320-4M400

25320-4M40A

RENAULT

25 32 04M 400

MARKET DIFFUSION: HIGH



NISSAN			
350 Z 3.5	VQ35DE, QG15DE	09/02 → 12/08	
ALMERA I 1.8	QG18DE	07/95 → 05/00	
ALMERA II 1.5	QG15DE, QG18DE	03/00 →	
ALMERA II 1.5 dCi	K9K722	01/03 → 09/06	
ALMERA II 1.5 XL	QG15DE	03/01 →	
ALMERA II 1.8	QG18DE, YD22DDT	01/00 →	
ALMERA II 2.2 dCi	YD22DDT, HR15DE	09/03 → 09/06	
ALMERA II 2.2 Di	YD22DDT	03/00 → 04/03	
ALMERA III 1.2 i	HR12DE	09/11 →	
ALMERA III 1.5 i	HR15DE, QG18DE	01/12 →	
ALMERA TINO 1.8	QG18DE, YD22DDT	08/00 → 02/06	
ALMERA TINO 2.0	SR20DE	08/00 → 01/03	
ALMERA TINO 2.2 dCi	YD22DDT, K9K	08/00 →	
CEFIRO 2.0	VQ20DE	01/00 → 09/03	
CEFIRO 3.0	VQ30DE	01/00 → 09/03	
CUBE 1.5 dCi	K9K, HR12DDT	03/10 →	
CUBE 1.6 16V	HR16DE	03/10 →	
FRONTIER 2.5 dCi [BRA]	YD25DDTi	08/08 →	

NISSAN		
FRONTIER 2.5 i [USA]	QR25DE	10/04 →
FRONTIER 4.0 [USA]	VQ40DE	10/04 →
JUKE 1.2 DIG-T	HR12DDT, K9K410	05/14 →
JUKE 1.5 dCi	K9K410, HR16DE	06/10 →
JUKE 1.6	HR16DE, CG10DE	06/10 →
JUKE 1.6 CVTC	HR16DE	08/14 →
JUKE 1.6 DIG-T NISMO RS	MR16DDT	08/14 →
JUKE 1.6 LPG	HR16DE	01/12 →
MAXIMA QX 2.0 V6 24V	VQ20DE	03/00 → 11/03
MAXIMA QX 3.0 V6 24V	VQ30DE	03/00 → 11/03
MICRA II 1.0 i 16V	CG10DE, CR12DE	09/00 → 02/03
MICRA II 1.4 i 16V	CGA3DE	09/00 → 02/03
MICRA II 1.5 D	TD15	02/98 → 02/03
MICRA III 1.0 16V	CG10DE	01/03 → 06/10
MICRA III 1.2	CR12DE, CG12DE	10/03 → 06/10
MICRA III 1.2 16V	CG12DE, CG12DELPG	01/03 → 06/10
MICRA III 1.2 LPG	CG12DELPG, HR12DR	10/02 → 06/10
MICRA III 1.3	CGA3DE	08/04 →
MICRA III 1.4 16V	CR14DE	01/03 → 06/10
MICRA III 160 SR	HR16DE	05/05 → 06/10
MICRA IV 1.2	HR12DR, HR12DR	05/10 →
MICRA IV 1.2 4WD	HR12DE	05/10 →
MICRA IV 1.2 DIG-S	HR12DR, HR15DE	04/11 →
MICRA IV 1.2 LPG	HR12DE	05/10 →
MICRA IV 1.5	HR15DE, VQ35DE	11/10 →
MICRA IV 1.5 NISMO S	HR15DE	06/13 →
MICRA C+C 1.4 16V	CR14DE	08/05 →
MICRA C+C 1.6 160 SR	HR16DE	08/05 →
MURANO 1.3.5	VQ35DE, VQ35DE	08/03 →
MURANO 1.3.5 4x4	VQ35DE, YD25DDTi	08/03 →
NAVARA 2.5 dCi	YD25DDTi, YD25DDTi	07/05 →
NAVARA 2.5 dCi [MYS]	YD25DDTi	09/11 →
NAVARA 2.5 dCi [THA]	YD25DDTi	12/06 →
NAVARA 2.5 dCi 4WD	YD25DDTi, YD25DDTi	07/05 →
NAVARA 2.5 i [THA]	QR25DE	08/07 →
NOTE 1.4	CR14DE	03/06 → 06/12
NOTE 1.4 LPG	CR14DE	01/06 → 08/13
NOTE 1.6	HR16DE	03/06 → 06/12
NOTE II 1.6 NISMO S	HR16DE	06/13 →
NV200 / EVALIA 1.5	HR15DE	01/12 →
NV200 / EVALIA 1.6 16V	HR16DE	07/10 →
NV200 1.6 16V	HR16DE	02/10 →
PATHFINDER III 2.5 dCi	YD25DDTi	01/05 →
PATHFINDER III 2.5 dCi 4WD	YD25DDTi, GA16DE	01/05 →
PATHFINDER III 4.0 4WD	VQ40DE	09/05 →
PRIMERA II 1.6	GA16DE	04/98 → 12/01
PRIMERA II 1.6 16V	GA16DE, GA16DE	06/96 → 07/02
PRIMERA II 1.6 LPG	GA16DE, QG18DE	04/98 → 07/02
PRIMERA II 1.8 16V	QG18DE	08/99 → 07/02
PRIMERA II 1.8 LPG	QG18DE, SR20DE	08/99 → 10/08
PRIMERA II 2.0	SR20DE, SR20DE	06/96 → 01/02
PRIMERA II 2.0 16V	SR20DE, SR20DE	06/96 → 07/02
PRIMERA II 2.0 LPG	SR20DE, F9Q	06/96 → 07/02
PRIMERA II 2.0TD	CD20T	09/96 → 07/02
PRIMERA III 1.6	QG16DE	03/02 → 08/08
PRIMERA III 1.9 dCi	F9Q, HR16DE	08/02 →
PRIMERA III 2.0	QR20DE	03/02 →
PRIMERA III 2.2 dCi	YD22DDT	04/03 →
PRIMERA III 2.2 Di	YD22DDT	03/02 → 05/07
QASHQAI I 1.6	HR16DE, M1D	02/07 → 12/13
QASHQAI I 1.6 dCi	R9M	10/11 → 12/13
QASHQAI I 1.6 dCi Trazione integrale	R9M	10/11 → 12/13
QASHQAI I 2.0	MR20DE	02/07 → 12/13
QASHQAI I 2.0 dCi	M1D, M1D	02/07 → 12/13
QASHQAI I 2.0 dCi Trazione integrale	M1D, MR18DE	02/07 → 12/13
QASHQAI I 2.0 Trazione integrale	MR20DE	02/07 → 12/13
QX 2.0	VQ20DE	01/00 → 10/01
SUNNY IV 1.5	HR15DE	01/11 →
TIIDA I 1.6	HR16DE	09/07 → 12/12
TIIDA I 1.8	MR18DE, HR16DE	05/04 → 12/12
TIIDA I 1.8 [ExtraEU]	MR18DE	01/07 → 06/11
TIIDA II 1.6	HR16DE, QR20DE	08/11 →
TIIDA II 1.6 DIG-T	MR16DDT	08/11 →
VERSA 1.6 CVTC [ExtraEU]	HR16DE	01/09 → 06/13
VERSA 1.6 FlexFuel	HR16DE	01/11 → 06/13
X-TRAIL I 2.0	QR20DE, QR20DE	07/01 → 01/13
X-TRAIL I 2.0 4x4	QR20DE, YD22DDTi	07/01 → 01/13
X-TRAIL I 2.2 dCi	YD22DDTi, YD22DDTi	12/03 → 01/13
X-TRAIL I 2.2 dCi 4x4	YD22DDTi, YD22DDTi	12/03 → 01/13
X-TRAIL I 2.2 dCi FWD	YD22DDTi	06/01 → 09/03
X-TRAIL I 2.2 Di 4x4	YD22DDTi, QR25DE	07/01 → 10/05
X-TRAIL I 2.5 4x4	QR25DE, MR20DE	09/01 → 01/13
X-TRAIL I 2.5 FWD	QR25DE	06/01 → 12/07
X-TRAIL II 2.0	MR20DE, M9R	06/07 → 02/14
X-TRAIL II 2.0 dCi	M9R760	06/07 → 11/13

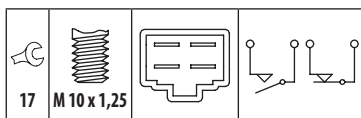

NISSAN		
X-TRAIL II 2.0 dCi [ExtraEU]	M9R760	10/09 → 02/14
X-TRAIL II 2.0 dCi 4x4	M9R, MR20DE	06/07 → 11/13
X-TRAIL II 2.0 dCi FWD	M9R	06/07 → 11/13
X-TRAIL II 2.0 FWD	MR20DE, QR25DE	03/07 → 11/13
X-TRAIL II 2.2 dCi [ExtraEU]	YD22DDTi	06/01 → 02/07
X-TRAIL II 2.5	QR25DE, M9R830	09/07 → 07/14
X-TRAIL II 2.5 4x4	QR25DE	06/07 → 11/13

RENAULT		
KOLEOS 2.0	M4R737	08/13 →
KOLEOS 2.0 dCi	M9R830, M9R830	09/08 →
KOLEOS 2.0 dCi 4x4	M9R830, 2TR700	09/08 →
KOLEOS 2.5	2TR700, 2TR700	09/08 →
KOLEOS 2.5 4x4	2TR700, 4G61	09/08 →

7.1166

BRAKE/CLUTCH PEDAL SWITCHES

Adatt./Suitable:

HYUNDAI
93810-29100

HYUNDAI

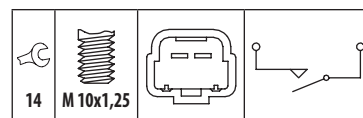

COUPE I 1.6 16V	G4GR	03/98 → 04/02
COUPE I 1.6 i 16V	4G61, G4DF	12/96 → 04/02
COUPE I 2.0	G4DF	04/96 → 01/02
COUPE I 2.0 16V	G4DF, G4GL	03/01 → 04/02
ELANTRA 1.6	G4GR	08/95 → 02/98
ELANTRA II 1.6 i 16V	G4GR	06/95 → 05/00
ELANTRA II 1.8 i 16V	G4GM	05/95 → 05/00
ELANTRA II 2.0 i 16V	G4DF	06/97 → 05/00
LANTRA II 1.5 12V	G4EK	12/96 → 10/00
LANTRA II 1.6 16V	G4GR	11/95 → 10/00
LANTRA II 1.6 i	G4GR	11/95 → 10/00
LANTRA II 1.8 16V	G4GM	11/95 → 10/00
LANTRA II 1.9	DJY	04/97 → 05/00
LANTRA II 1.9 D	DJY	03/98 → 10/00
LANTRA II 2.0	G4JPE	04/97 → 05/00
LANTRA II 2.0 16V	G4GF	11/95 → 10/00
TIBURON 1.6 i 16V	G4GL, G4CS	08/00 →
TIBURON 2.0 i 16V	G4DF	08/99 →

7.1167

3

BRAKE/CLUTCH PEDAL SWITCHES

Adatt./Suitable:

HYUNDAI
93840-23900
93840-24000
93840-24100

HYUNDAI

ACCENT I 1.3	G4EH	10/94 → 01/00
ACCENT I 1.3 i 12V	G4EH	10/94 → 01/00
ACCENT I 1.5	G4EK	10/94 → 07/99
ACCENT I 1.5 i 12V	G4EK	10/94 → 01/00
ACCENT I 1.5 i 16V	G4ER	10/95 → 01/00
ELANTRA I 1.5	--	10/90 → 04/95
ELANTRA I 1.5 i GL	G4DJ	12/90 → 08/94
ELANTRA I 1.6i 16V	G4CR	12/90 → 05/95
ELANTRA I 1.8i 16V	G4CN	06/92 → 12/95
EXCEL 1.3	G4DG	09/89 → 07/91
EXCEL 1.3 i 12V	G4EH	09/94 → 08/99
EXCEL 1.5 i 12V	G4EK	09/94 → 08/99
EXCEL 1.5 i 16V GT	G4ER	10/96 → 08/99
H-1 1.2.4	G4CS, D4BH	03/00 → 04/04
H-1 1.2.4 4WD	G4CS	02/98 → 04/04
H-1 1.2.5 CRDi 4WD	D4CB	12/02 → 04/04
H-1 1.2.5 CRDi 4x4	D4CB	12/02 →
H-1 1.2.5 D	D4BF	10/97 → 10/06
H-1 1.2.5 TGi	D4BH, D4BF	05/04 → 12/07
H-1 1.2.5 TD	D4BF, G4DG	06/97 → 08/07
H-1 1.2.5 TD 4WD	D4BH	11/01 → 04/04
H-1 1.2.5 TDiC	D4BF	02/98 → 04/04
LANTRA I 1.5	G4DJ	10/90 → 04/95
LANTRA I 1.5 i.e.	G4DJ	10/90 → 11/95
LANTRA I 1.6 i.e. 16V	G4CR	10/90 → 11/95
LANTRA I 1.8 i.e. 16V	G4CN	10/90 → 11/95
PONY 1.3	G4DG	10/89 → 01/95
PONY 1.5	G15B, G15B	10/89 → 01/95
PONY 1.5 i	G15B, G4DJ	10/89 → 01/95
PONY / EXCEL 1.3	G4DG, G15B	01/90 → 01/95
PONY / EXCEL 1.5	G15B, G15B	01/90 → 01/95
PONY / EXCEL 1.5 i	G15B, G15B	01/90 → 01/95
PORTER I 2.4	G4CS	03/96 → 04/04
S COUPE 1.5	G4DJ	03/90 → 12/92
S COUPE 1.5 i	G4DJ, G4CP	02/90 → 05/96
S COUPE 1.5 i Turbo	G4EK-TC	04/91 → 05/96
SONATA III 1.8 GLS	G4DM	07/96 → 05/98
SONATA III 1.8 i	G4CM	05/93 → 06/98
SONATA III 2.0 i	G4CP, G4CP-D	06/94 → 06/98
SONATA III 2.0 i 16V	G4CP-D, 9HL(DV6C)	05/93 → 06/98
SONATA III 3.0 i V6	G6AT	05/93 → 06/98



BRAKE/CLUTCH PEDAL SWITCHES

Adatt./Suitable:

CITROËN

2189 23

FORD

3 922 097
XM34-13480-BA

FORD USA

3 922 097
XM34-13480-BA

GENERAL MOTORS

96 058 582

HOLDEN

377406D00
377406D01
8434032030

HYUNDAI

93810-1C100
93810-22100
93810-28000

KIA

93810 1C100
93810 22100

MITSUBISHI

MB-229024

PEUGEOT

2189 23

SUBARU

37740-60D01
37740-60D10

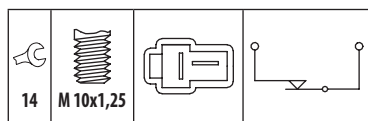
SUZUKI

37740-60A00
37740-60A00-000
37740-60D00
37740-60D00-000
37740-60D01
37740-60D01-000
37740-60D10
37740-60D10-000

TOYOTA

84340-32030

MARKET DIFFUSION: MEDIUM



CITROËN

C4 AIRCROSS 1.6	4A92	04/12 →
C4 AIRCROSS 1.6 HDi 115	9HL(DV6C), 9HL(DV6C)	04/12 →
C4 AIRCROSS 1.6 HDi 115 AWC	9HL(DV6C), 4HN(DW12MTED4)	05/12 →
C4 AIRCROSS 1.8 HDi 150	4N13	04/12 →
C4 AIRCROSS 1.8 HDi 150 AWC	4N13	04/12 →
C4 AIRCROSS 2.0	4B11	04/12 →
C4 AIRCROSS 2.0 AWC	4B11	04/12 →
C-CROSSER 2.0	4B11	11/10 →
C-CROSSER 2.0 Trazione integrale	4B11	11/10 →
C-CROSSER 2.2 HDi	4HN(DW12MTED4), 4HN(DW12MTED4)	02/07 →
C-CROSSER 2.4 16V	SFZ(4B12-MMC)	08/08 →
C-CROSSER ENTERPRISE 2.2 HDi	4HN(DW12MTED4), --	01/09 →
C-CROSSER ENTERPRISE 2.4 16V	4B12	01/09 →

FORD

ENDEAVOUR 2.5 TD	--, --	08/03 →
ENDEAVOUR 2.5 TD 4x4	WL-T	08/03 →
ENDEAVOUR 2.5 TDdi HPCR	--	10/06 →
ENDEAVOUR 2.6	--	10/06 →
ENDEAVOUR 2.6 EFI	--	08/03 →
ENDEAVOUR 3.0 TDdi	--	10/06 →
ENDEAVOUR 4.0 EFI V6	--	11/03 →
EVEREST 2.5 TD	--, --	04/03 →
EVEREST 2.5 TD 4x4	WL-T	04/03 →
EVEREST 2.5 TDdi HPCR	--	10/06 →
EVEREST 2.6	--	10/06 →
EVEREST 2.6 EFI	--	08/03 →
EVEREST 3.0 TDdi	--	10/06 →
EVEREST 4.0 EFI V6	--	11/03 →
RANGER IV 1.8	--, --	01/02 →
RANGER IV 2.2	--, WL	03/02 →
RANGER IV 2.2 EFI	--	03/99 →

FORD

RANGER IV 2.5 D	WL, WL	10/99 → 04/02
RANGER IV 2.5 D 4x4	WL, WLT	10/99 → 04/02
RANGER IV 2.5 DT	--	10/06 →
RANGER IV 2.5 TD	WLT, WLT	04/02 → 06/06
RANGER IV 2.5 TD 4x4	WLT, --	04/02 → 06/06
RANGER IV 2.5 TDdi	--, --	04/02 → 09/05
RANGER IV 2.5 TDdi 4x4	--, --	04/02 → 09/05
RANGER IV 2.6	--, MD30DITC	10/02 → 09/04
RANGER IV 2.6 EFI	--	10/06 →
RANGER IV 2.9 D	D29UYT	06/99 → 02/02
RANGER IV 2.9 D.	--	01/02 →
RANGER IV 4.0	--	10/05 → 06/06
RANGER IV 4.0 4x4	--	10/05 → 06/06
RANGER V 2.5 TDCi 4x4	WLAA	05/06 → 07/12
RANGER V 2.5 TDdi	WLAA	05/06 → 07/12
RANGER V 3.0 TDCi	MD30DITC, MD30DITC	05/06 → 07/12
RANGER V 3.0 TDCi 4x4	MD30DITC, G4ER	05/06 → 07/12

FORD USA

RANGER 2.2	JK22	06/07 → 01/09
------------	------	---------------

HOLDEN

APOLLO 2.0	3S-FC	08/89 → 08/91
APOLLO 2.0 i	3S-FE	08/89 → 02/93
BARINA 1.3 GL	G13BA	02/89 → 05/94

HYUNDAI

ACCENT I 1.3	G4EH	10/94 → 01/00
ACCENT I 1.3 i 12V	G4EH	10/94 → 01/00
ACCENT I 1.5	G4EK	10/94 → 07/99
ACCENT I 1.5 i 12V	G4EK	10/94 → 01/00
ACCENT I 1.5 i 16V	G4ER, G4EA	10/95 → 01/00
ACCENT II 1.3	G4EA, G4EB	01/00 → 11/05
ACCENT II 1.5	G4EB, G4AC	01/00 → 12/06
ACCENT II 1.6	G4ED-G	12/02 → 11/05
ATOS 1.0 i	G4AC, G4HD	03/01 → 07/03
ATOS 1.1	G4HD, G4HD	06/03 → 12/10
ATOS PRIME 1.0 i	G4HC-E	03/01 → 07/03
ATOS PRIME 1.1	G4HD, 4G61	08/03 → 12/08
COUPE I 1.6 16V	G4GR	03/98 → 04/02
COUPE I 1.6i 16V	4G61, G4DF	12/96 → 04/02
COUPE I 2.0	G4DF	08/99 → 01/02
COUPE I 2.0 16V	G4DF, D4BA	03/01 → 04/02
COUPE I F2 Evolution	G4GF	01/99 → 12/01
ELANTRA I 1.5	--	10/90 → 04/95
ELANTRA I 1.5 i GL	G4DJ	12/90 → 08/94
ELANTRA I 1.6i 16V	G4CR	12/90 → 05/95
ELANTRA I 1.8i 16V	G4CN	06/92 → 12/95
ELANTRA II 1.6i 16V	G4GR	06/95 → 05/00
ELANTRA II 1.8i 16V	G4GM	05/95 → 05/00
ELANTRA II 2.0 i 16V	G4DF	06/97 → 05/00
EXCEL 1.3 i 12V	G4EH	09/94 → 08/99
EXCEL 1.5 i 12V	G4EK	09/94 → 08/99
EXCEL 1.5 i 16V GT	G4ER	10/96 → 08/99
GALLOPER 2.5 TCI D	D4BH	08/98 → 12/03
GALLOPER 2.5 TD	D4BA, G4EA	08/98 → 12/03
GALLOPER 2.5 TD intercooler	D4BH	08/98 → 12/03
GALLOPER 3.0 AWD	G6AT	05/99 → 09/01
GALLOPER 3.0 V6	G6AT	08/98 → 12/03
GETZ 1.1	G4HD	09/02 → 09/05
GETZ 1.3	G4EA, G4ED	09/03 → 06/09
GETZ 1.3 i	G4EA	09/02 → 03/04
GETZ 1.5 CRDi	D3EA	03/03 → 09/05
GETZ 1.5 CRDi GLS	D4FA	07/04 → 08/05
GETZ 1.6	G4ED, G4CS	09/02 → 12/06
H-1 12.4	G4CS, D4BF	03/00 → 04/04
H-1 12.4 [ExtraEU]	G4J5	11/01 → 08/07
H-1 12.5 CRDi 4x4	D4CB	12/02 →
H-1 12.5 D	D4BF, D4BH	10/97 → 10/06
H-1 12.5 TCI	D4BH, D4BF	05/04 → 12/07
H-1 12.5 TD	D4BF, D4BH	06/97 → 08/07
H-1 12.5 TD 4WD	D4BH, G4CS	03/01 → 04/04
H-1 12.5 TDiC	D4BF	02/98 → 04/04
H-1 12.6 CRDi	D4BB	10/97 → 12/07
H-1 12.6 TDiC	D4BB	10/97 → 04/04
H100 2.4	G4CS, D4BA	07/93 → 12/04
H100 2.5 D	D4BA, D4BB	07/93 → 12/97
H100 2.5 TD	D4BF	07/93 → 03/00
H100 2.5 TDGi	D4BH	08/03 → 10/06
H100 2.5 TDiC	D4BF	06/98 → 10/03
H100 2.6 TD [ExtraEU]	D4BB, G4CS	04/96 → 12/98
H200 2.4	G4CS, D4BH	09/00 → 10/06
H200 2.5 TD	D4BF	10/97 → 07/01
H200 2.5 TDGi	D4BH, G4DJ	06/00 → 10/05
INNOVATION 2.5 TD	D4BF	05/00 →
INNOVATION 2.5 TD intercooler	D4BH	05/00 →
INNOVATION 3.0 V6	G6AT	05/00 →
LANTRA I 1.5	G4DJ	10/90 → 04/95
LANTRA I 1.5 i.e.	G4DJ	10/90 → 11/95
LANTRA I 1.6 i.e. 16V	G4CR	10/90 → 11/95

HYUNDAI

LANTRA I 1.8 i.e. 16V	G4CN	10/90 → 11/95
LANTRA II 1.5 12V	G4EK	12/96 → 10/00
LANTRA II 1.6 16V	G4GR	11/95 → 10/00
LANTRA II 1.6 i	G4GR	11/95 → 10/00
LANTRA II 1.8 16V	G4GM	11/95 → 10/00
LANTRA II 1.9	DJY	04/97 → 05/00
LANTRA II 1.9 D	DJY	03/98 → 10/00
LANTRA II 2.0	G4JPE	04/97 → 05/00
LANTRA II 2.0 16V	G4GF	11/95 → 10/00
LIBERO 2.5 TCI	D4BH	07/00 →
PORTER I 2.4	G4CS	03/96 → 04/04
PORTER I 2.5 TD	D4BA	07/94 → 04/04
PORTER I 2.6 TD	D4BB	07/94 → 04/04
SANTA FE I 2.0	G4BP, D4EA	08/01 → 03/06
SANTA FE I 2.0 CRDi	D4EA	08/01 → 03/06
SANTA FE I 2.0 CRDi 4x4 integrale	D4EA, G4J5	04/01 → 03/06
SANTA FE I 2.0 CRDi Trazione integrale	D4EA	11/03 → 02/06
SANTA FE I 2.4 16V	G4J5, G4J5	02/01 → 03/06
SANTA FE I 2.4 16V 4x4	G4J5, G4CS24L	02/01 → 03/06
SANTA FE I 2.7 V6 4x4	G6BA	02/01 → 03/06
SANTRO 1.1	G4HD	01/03 →
SATELLITE 2.4	G4CS	09/99 → 06/02
SATELLITE 2.5 TDCi	D4BH	03/01 → 10/05
S COUPE 1.5 i	G4DJ, G4BP	02/90 → 05/96
STAREX 2.4	G4CS24L, G4GL	06/97 → 08/00
STAREX 2.5 TDiC	D4BF	02/98 → 08/00
TIBURON 1.6 i 16V	G4GL, G4AE	08/00 →
TIBURON 2.0 i 16V	G4DF	08/99 →
VERNA I 1.3	G4AE, G4EB	09/99 →
VERNA I 1.5	G4EB, G4CP	09/99 →
VERNA I 1.6	G4ED-G	12/02 →

KIA

JOICE 2.0	G4CP, --	02/00 →
PICANTO I 1.0	--, 4D65	09/06 →
PICANTO I 1.0 D	--	09/05 →
PICANTO I 1.1	--	08/07 →

MITSUBISHI

COLT II 1.2 EL, GL	4G16	02/84 → 09/86
COLT II 1.5 GLX	G15B	09/85 → 04/88
COLT II 1.8 GL Diesel	4D65, 4G63(SOHC8V)	02/84 → 04/88
COLT III 1.3 GL	4G13(8V)	04/88 → 12/90
COLT III 1.5 GLXi	4G15(8V)	04/88 → 05/92
COLT III 1.6 GTi 16V	4G61	04/88 → 05/90
COLT III 1.8 Diesel GLX	4D65	04/88 → 05/92
COLT III 1.8 GTi 16V Cat	4G67	06/90 → 05/92
L200 II 1.6	4G32	04/87 → 10/96
L200 II 2.0	4G63(SOHC8V), 4G63(SOHC8V)	10/86 → 08/96
L200 II 2.0 4WD	4G63(SOHC8V), 4D56(8V)	11/86 → 08/96
L200 II 2.4	4G64(12V)	06/90 → 10/96
L200 II 2.4 4WD	4G64(12V)	06/94 → 10/96
L200 II 2.5 D	4D56(8V), 4D56(8V)	10/86 → 10/96
L200 II 2.5 D 4WD	4D56(8V), 4G63(SOHC16V)	12/86 → 10/96
L200 II 2.5 TD 4WD	4D56T	11/92 → 08/96
L200 II 2.6 4WD	G54B	11/89 → 05/95
L200 II 3.0	6G72(SOHC12V)	06/92 → 08/96
L200 II 3.0 4WD	6G72(SOHC12V)	11/86 → 05/92
L200 III 2.0	4G63(SOHC16V), 4G64(16V)	06/96 → 12/07
L200 III 2.4 4WD	4G64(16V), 4D56	06/96 → 12/07
L200 III 2.5 D	4D56, 4D56	06/96 → 12/07
L200 III 2.5 TD 4WD	4D56, 4D65	06/96 → 12/07
L200 IV 2.4 i	4G64(16V)	11/05 → 12/15
LANCER III/IV 1.8 Diesel	4D65, 4G15(12V)	01/84 → 04/88
LANCER V 1.3	G13B	08/88 → 05/92
LANCER V 1.3 GL	G13B	05/88 → 06/90
LANCER V 1.5	4G15(12V), 4G37	04/88 → 05/92
LANCER V 1.6 GTi	4G61	05/88 → 05/90
LANCER V 1.8 4WD	4G37, 4D65	03/89 → 06/92
LANCER V 1.8 D	4D65, 4D56T	09/85 → 06/92
LANCER V 1.8 GLX Diesel	4D65	04/88 → 05/92
LANCER V 1.8 GTi	4G37	06/92 → 07/93
LANCER V 1.8 GTi 16V	4G67	11/89 → 05/92
LANCER VI 1.8 GTi	4G37	06/92 → 07/93
MONTERO 2.5 TDiC 4x4	4D56(12V)	05/86 → 02/91
PAJERO I 2.3 D	4D55	10/84 → 09/86
PAJERO I 2.3 TD	4D55T	12/82 → 04/86
PAJERO I 2.5 TD	4D56T, 4G54	05/86 → 12/91
PAJERO I 2.5 TD 4WD	4D56T	10/86 → 05/91
PAJERO I 2.6	4G54	01/83 → 11/90
PAJERO I 2.6 4WD	4G54, 6G72(SOHC24V)	01/83 → 05/91
PAJERO I 3.0 i 4WD	6G72(SOHC12V)	05/88 → 05/91
PAJERO I 3.0 V6	6G72(SOHC12V)	11/88 → 11/90
PAJERO II 2.4	4G64(12V)	04/91 → 04/00
PAJERO II 2.5 TD 4WD	4D56TD	12/90 → 04/00
PAJERO II 2.5 TDiC	4D56T	03/91 → 08/99
PAJERO II 2.6 4WD	4G54	03/91 → 10/97

MITSUBISHI			
PAJERO II 2.8 D 4WD	4M40-A	11/93 →	07/97
PAJERO II 2.8 TD	4M40-T	06/94 →	10/99
PAJERO II 3.0 V6	6G72(SOHC12V)	12/90 →	12/95
PAJERO II 3.0 V6 24V	6G72(SOHC24V), 6G74(DOHC24V)	06/94 →	04/00
PAJERO II 3.0 V6 4WD	6G72(SOHC12V)	12/90 →	12/95
PAJERO II 3.5 V6 24V	6G74(DOHC24V), 6G74(DOHC24V)	06/94 →	10/99
PAJERO III 2.4	4G64(12V)	10/01 →	08/06
PAJERO III 2.4 4x4	4G64(12V)	10/01 →	12/06
PAJERO III 2.5 TDi	4D56T	04/00 →	12/06
PAJERO III 3.5	6G74(DOHC24V)	04/00 →	01/07
PAJERO III 3.5 i	6G74(DOHC24V), 4D56	09/03 →	10/06
PAJERO III 3.5 V6 GDI	6G74(GDI)	04/00 →	12/06
PAJERO SPORT 1.25 TD	4D56, 6G72(DOHC24V)	07/02 →	
PAJERO SPORT 1.25 TD 4WD	4D56T	11/97 →	10/98
PAJERO SPORT 1.3.0 4WD	6G72(SOHC24V)	09/96 →	12/01
PAJERO SPORT 1.3.0 V6	6G72(DOHC24V), 4HK(DW12MTED4)	06/00 →	
PAJERO SPORT II 2.4	4G64(16V)	07/08 →	
SHOGUN I 2.3 TD 4x4	4D55	10/84 →	09/86
SHOGUN I 2.5 TDiC 4x4	4D56(12V)	10/86 →	02/91
SHOGUN I 2.6 4x4	4G54	01/84 →	02/91
SPACE WAGON 1.8	4G93(SOHC16V)	10/91 →	10/98
SPACE WAGON 1.8 4WD	4G93(SOHC16V)	10/91 →	10/98
SPACE WAGON 1.8 TD	4D65T	10/91 →	10/98
SPACE WAGON 2.0	4G63(SOHC16V)	10/92 →	10/98
SPACE WAGON 2.0 4WD	4G63(SOHC16V)	10/92 →	10/98
SPACE WAGON 2.0 TD	4D68T	10/92 →	10/98
SPACE WAGON 2.4 GDI	4G64(GDI)	10/98 →	12/04
SPACE WAGON 2.4 GDI 4WD	4G64(GDI)	10/98 →	12/04

PEUGEOT			
4007 2.0	4B11	11/10 →	
4007 2.0 4x4	4B11	11/10 →	
4007 2.2 HDi	4HK(DW12MTED4), SFY(4B12-MMC)	02/07 →	
4007 2.4 16V	SFY(4B12-MMC), --	01/08 →	
4008 1.6	--, 9HD(DV6C)	05/12 →	
4008 1.6 HDi	DV6C	05/12 →	
4008 1.6 HDi AWC	9HD(DV6C), 4N13	05/12 →	
4008 1.8 HDi	4N13	05/12 →	
4008 1.8 HDi AWC	4N13, G16B	05/12 →	
4008 2.0	4B11	05/13 →	
4008 2.0 AWC	4B11	05/12 →	
4008 2.0 Mivec [ExtraEU]	4B11	04/12 →	

SUBARU			
JUSTY II 1.3i	G13BA	05/96 →	09/00

SUZUKI			
ALTO IV 1.0	G10BB	09/94 →	09/98
ALTO V 1.0	G10BB	01/00 →	06/02
BALENO 1.3	G13BA	09/96 →	05/02
BALENO 1.3 16V	G13BB	03/97 →	05/02
BALENO 1.3 i 16V	G13BB	07/95 →	05/02
BALENO 1.6	G16B	07/96 →	01/99
BALENO 1.6 i 16V	G16B	07/95 →	05/02
BALENO 1.6 i 16V 4x4	G16B	07/95 →	05/02
BALENO 1.8	J18A	02/99 →	10/01
BALENO 1.8 GTX	J18A	03/96 →	05/02
BALENO 1.8 i 16V	J18A	08/96 →	05/02
BALENO 1.8 i 16V 4x4	J18A	08/96 →	05/02
BALENO 1.8 i 4x4	J18A	03/96 →	05/02
CARRY 1.3	G13BB	02/99 →	12/06
CARRY 1.3 16V	G13BB	03/00 →	
ESTEEM 1.6i [USA]	G16B	09/98 →	
ESTEEM 1.8i [USA]	J18A	09/98 →	
GRAND VITARA I 1.6 4x4	G16B, J20A	03/98 →	09/05
GRAND VITARA I 2.0	J20A	08/98 →	12/00
GRAND VITARA I 2.0 4x4	J20A, RF	03/98 →	08/05
GRAND VITARA I 2.0 HDI 110 16V 4x4	RHW	07/01 →	09/05
GRAND VITARA I 2.0 HDI 110 4x4	RHZ	07/01 →	09/05
GRAND VITARA I 2.0 TD 4x4	RF, H25A	03/98 →	07/03
GRAND VITARA I 2.5 V6 24V 4x4	H25A, H27A	04/01 →	07/03
GRAND VITARA I 2.7	H27A, H27A	06/01 →	08/06
GRAND VITARA I 2.7 4x4	H27A, G13BA	09/01 →	07/03
JIMNY III 1.3 16V	G13BB	09/98 →	
JIMNY III 1.3 16V 4WD	G13BB	09/98 →	
JIMNY III 1.3 4x4	G13BB	09/98 →	08/00
SAMURAI 1.3	G13BA, G13A	11/88 →	03/98
SAMURAI 1.3 Trazione integrale	G13A, --	01/00 →	12/04
SAMURAI 1.9 D	--	09/00 →	12/04
SAMURAI 1.9 D Trazione integrale	--	11/98 →	12/04
SAMURAI 1.9 TD Trazione integrale	XUD9	11/98 →	12/04
SIDEKICK 1.6 JS [USA]	--	05/96 →	07/98
SIDEKICK 1.6 JX 4x4	G16A(8V)	04/89 →	04/96

SUZUKI			
SIDEKICK 1.6 JX 4x4 [USA]	--	05/96 →	07/98
SIDEKICK 1.6i [USA]	--, G13A	01/89 →	
SIDEKICK 1.6i 16V J1X 4x4	G16B	04/89 →	04/96
SIDEKICK 1.6i 16V JX 4x4	G16B	04/89 →	04/96
SJ 413 1.3	G13A	09/84 →	08/90
SWIFT I / II 1.3	G13A	10/84 →	03/89
SWIFT I / II 1.3 GTi/GXi	G13B	08/85 →	03/89
SWIFT III 1.3 [USA]	--	06/95 →	05/01
SWIFT III 1.3 i	G13BA	06/96 →	03/01
SWIFT I / II / III 1.0 i	G10	03/89 →	12/05
SWIFT I / II / III 1.3	G13A, G13A	03/89 →	10/96
SWIFT I / II / III 1.3 4WD	G13A, G16BA	03/89 →	12/91
SWIFT I / II / III 1.3 GTi	G13B	03/89 →	05/01
SWIFT I / II / III 1.3 GTi DOHC	G13B	10/89 →	12/95
SWIFT I / II / III 1.3 GTi SOHC	G13B	10/89 →	12/95
SWIFT I / II / III 1.3 i	G13BA	09/91 →	10/96
SWIFT I / II / III 1.3i SOHC [USA]	--	01/89 →	12/91
SWIFT I / II / III 1.6	G16B	11/89 →	12/91
SWIFT I / II / III 1.6 4WD	G16B	11/89 →	12/91
SWIFT I / II / III 1.6 i 16V	G16BA, G16A(8V)	08/92 →	10/96
SWIFT I / II / III 1.6 i 16V 4x4	G16BA	08/92 →	10/96
VITARA I 1.6	G16A(8V), G16A(8V)	07/88 →	03/98
VITARA I 1.6 8V	--	01/90 →	12/98
VITARA I 1.6 16V	G16B	10/99 →	10/02
VITARA I 1.6 i 16V	G16B	07/90 →	03/99
VITARA I 1.6 i 16V Trazione integrale	G16B	07/90 →	03/98
VITARA I 1.6 Trazione integrale	G16A(8V), XUD9A	07/88 →	03/98
VITARA I 1.9 D	XUD9A, XUD9A	01/95 →	03/99
VITARA I 1.9 D Trazione integrale	XUD9A, 2C-T	01/95 →	03/98
VITARA I 2.0 16V	J20A	12/96 →	03/99
VITARA I 2.0 16V Trazione integrale	J20A	12/96 →	03/98
VITARA I 2.0 TD Intercooler Trazione integrale	RF	12/95 →	03/98
VITARA I 2.0 TD Trazione integrale	RF	12/94 →	03/98
VITARA I 2.0 V6 24V Trazione integrale	H20A	12/94 →	03/98
VITARA II 1.6i [USA]	--	08/99 →	12/06
VITARA II 2.0i [USA]	--	08/99 →	
VITARA II / III 2.0 HDI	RHP(DW10TD)	12/03 →	12/05
VITARA II / III HDI	RHP(DW10TD)	12/03 →	12/05
WAGON R II 1.0	K10A	07/97 →	07/00
WAGON R II 1.0 [ExtraEU]	K10A	08/00 →	07/03
WAGON R II 1.2	K12A	02/98 →	05/00
WAGON R II 1.2 4WD	K12A	02/98 →	05/00
X-90 1.6 i 16V	G16B	09/95 →	12/97
X-90 1.6 i 16V 4x4	G16B	09/95 →	12/97

TOYOTA			
CAMRY 2.0 4WD	3S-FE	08/88 →	05/91
CAMRY 2.0 Turbo-D	2C-T, 3S-GE	10/86 →	05/91
CAMRY 2.5	2VZ-FE	10/86 →	06/91
CELICA V 1.6	4A-FE	09/89 →	12/93
CELICA V 2.0 GTi	3S-GE, 3S-GE	09/89 →	01/94
CELICA V 2.0 Turbo 4WD	3S-GTE	10/89 →	11/93
MR 2 II 2.0	3S-FE	12/89 →	08/92
MR 2 II 2.0 16V	3S-GE, 312A1.000	12/89 →	09/99
MR 2 II 2.0 Turbo	3S-GTE	12/89 →	07/99
MR 2 II 2.2 16V	5S-FE	01/90 →	06/95

7.1170

BRAKE/CLUTCH PEDAL SWITCHES

Adatt./Suitable:

ABARTH

46840511
60685431

ALFA ROMEO

46742976
46840511
60685431

CHRYSLER

46840511

CITROËN

4534 38

FIAT

46742976
46834703
46840511
60685431
60816500

FORD

1590 786
9551-7C534-BA

LANCIA

46742976
46840511
60685431
60816500

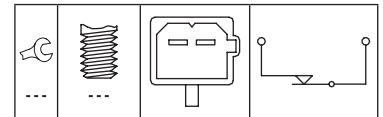
PEUGEOT

4534 38

1069 with automatic adjustment

- con regolazione automatica
- avec réglage automatique
- mit automatischer Nachstellung
- con reajuste automático

MARKET DIFFUSION: HIGH



ABARTH

500 1.4

500 MY12 1.4

500C / 595C 1.4

500C / 595C 1.4

500C / 595C 1.4

500C / 595C 1.4

500C / 595C 1.4

500C / 595C 1.4

500C / 595C 1.4

500C / 595C 1.4

500C / 595C 1.4

500C / 595C 1.4

500C / 595C 1.4

500C / 595C 1.4

500C / 595C 1.4

500C / 595C 1.4

500C / 595C 1.4

500C / 595C 1.4

500C / 595C 1.4

500C / 595C 1.4

500C / 595C 1.4

500C / 595C 1.4

500C / 595C 1.4

500C / 595C 1.4

500C / 595C 1.4

500C / 595C 1.4

500C / 595C 1.4

500C / 595C 1.4

500C / 595C 1.4

500C / 595C 1.4

500C / 595C 1.4

500C / 595C 1.4

500C / 595C 1.4

500C / 595C 1.4

500C / 595C 1.4

500C / 595C 1.4

500C / 595C 1.4

500C / 595C 1.4

500C / 595C 1.4

500C / 595C 1.4

500C / 595C 1.4

500C / 595C 1.4

500C / 595C 1.4

500C / 595C 1.4

500C / 595C 1.4

500C / 595C 1.4

500C / 595C 1.4

500C / 595C 1.4

500C / 595C 1.4

500C / 595C 1.4

500C / 595C 1.4

500C / 595C 1.4

500C / 595C 1.4

500C / 595C 1.4

500C / 595C 1.4

500C / 595C 1.4

500C / 595C 1.4

500C / 595C 1.4

500C / 595C 1.4

CITROËN		
JUMPER I 2.0 HDI	RHV(DW10UTD)	11/01 → 04/02
JUMPER I 2.8 D	8140.63(F28D)	01/99 → 02/02
JUMPER I 2.8 HDi	8140.43S, RHV(DW10TD)	09/00 → 04/02
JUMPER I 2.8 HDi 4x4	8140.43S	09/00 → 04/02
JUMPER I 2.8 TD	8140.43	10/99 → 04/02
JUMPER II 2.0	XU10J2	04/02 →
JUMPER II 2.0 bivalent	XU10J2	02/03 →
JUMPER II 2.0 HDi	RHV(DW10TD), 4HY(DW12UTED)	04/02 →
JUMPER II 2.2 HDi	4HY(DW12UTED), --	02/02 →
JUMPER II 2.8 HDi	--, 8140.43S	04/02 →
JUMPER II 2.8 HDi 4x4	8140.43S, 4HV(P22DTE)	02/02 →
JUMPER II 2.8 HDi Trazione integrale	8140.43S	04/02 →
JUMPER II 2.8 TD	8140.43	04/02 →
JUMPER III 2.0 BlueHdi 110	AHM(DW10FUE)	04/16 →
JUMPER III 2.0 BlueHdi 130	AHN(DW10FUD)	07/15 →
JUMPER III 2.0 BlueHdi 130 4x4	AHN(DW10FUD)	04/16 →
JUMPER III 2.0 BlueHdi 160	AHP(DW10FUC)	07/15 →
JUMPER III 2.0 BlueHdi 160 4x4	AHP(DW10FUC)	04/16 →
JUMPER III 2.2 HDi 100	4HV(P22DTE), 4HG(P22DTE)	04/06 →
JUMPER III 2.2 HDi 110	4HG(P22DTE), 4HH(P22DTE)	07/11 →
JUMPER III 2.2 HDi 120	4HU(P22DTE)	04/06 →
JUMPER III 2.2 HDi 130	4HH(P22DTE), 4HJ(P22DTE)	04/06 →
JUMPER III 2.2 HDi 150	4HJ(P22DTE), F300FAP	07/11 →
JUMPER III 3.0 HDi 145	F300FAP, F30DTFAP	07/10 →
JUMPER III 3.0 HDi 155	F30DTFAP, F30DTFAP	07/10 →
JUMPER III 3.0 HDi 160	F30DTFAP, 169A1.000	09/06 →
JUMPER III 3.0 HDi 180	F30DT	07/11 →

FIAT		
500 1.2	169A4.000	10/07 →
500 1.3 D Multijet	169A1.000, 169A3.000	10/07 →
500 1.4	169A3.000	10/07 →
500 C 1.2	169A4.000	09/09 →
500 C 1.3 D Multijet	169A1.000	09/09 →
500 C 1.4	169A3.000, --	09/09 →
500 MY12 0.9	--	01/12 →
500 MY12 1.2	--	01/12 →
500 MY12 1.4	--	01/12 →
500 MY15 1.4	--	01/15 →
BRAVO I 1.4 LPG	192B2.000	06/09 → 12/14
BRAVO II 1.4	192B2.000	04/07 → 12/14
BRAVO II 1.4 16V	--	04/07 →
BRAVO II 1.4 LPG	--	01/10 →
BRAVO II 1.4 T-Jet	--	09/07 →
BRAVO II 1.6 D Multijet	--, 192A1.000	09/07 →
BRAVO II 1.6 JTD	198A3.000	03/08 → 12/14
BRAVO II 1.9 D Multijet	192A1.000, --	11/06 →
BRAVO II 1.9 D Multijet 8V	--	01/10 →
BRAVO II 1.9 D Multijet 16V	--	01/10 →
BRAVO II 2.0 D Multijet	--, 939A1.000	09/08 →
CROMA II 1.8 16V	939A4.000	12/05 →
CROMA II 1.9 D Multijet	939A1.000, 188A8.000	06/05 →
CROMA II 1.9 MJTD	939A1.000	04/06 → 12/11
CROMA II 2.2 16V	194A1.000	06/05 →
DOBLO I 1.3 D Multijet	199A2.000	10/05 →
DOBLO I 1.3 JTD	199A2.000	05/05 →
DOBLO I 1.3 JTD 16V	188A8.000, 182B6.000	05/04 → 12/06
DOBLO I 1.3 JTD 16V Multijet	223A9.000	08/06 →
DOBLO I 1.4	350A1.000	10/05 →
DOBLO I 1.6	182B6.000	09/02 →
DOBLO I 1.6 16V	182B6.000	10/01 →
DOBLO I 1.6 Natural Power	182B6.000, 182B9.000	09/02 →
DOBLO I 1.9 D	223A6.000	03/01 →
DOBLO I 1.9 D Multijet	186A9.000	10/05 →
DOBLO I 1.9 JTD	182B9.000, RFL	10/01 →
DOBLO I 1.9 JTD 8V	--	10/05 →
DOBLO I 1.9 JTD Multijet	186A9.000	12/06 →
DUCATO II 2.0	RFL(XU10J2U)	04/02 →
DUCATO II 2.0 4x4	RFL, 8140.43	05/02 → 07/06
DUCATO II 2.0 Bipower	RFL(XU10J2U)	11/02 →
DUCATO II 2.0 JTD	RHV(DW10)	07/01 →
DUCATO II 2.3 JTD	F1AE0481C	04/02 →
DUCATO II 2.8 JTD	8140.43, 250A1.000	11/00 →
DUCATO II 2.8 JTD 4x4	8140.43S	11/00 →
DUCATO II 2.8 TD	8140.43	11/03 → 07/06
DUCATO III 100 Multijet 2,2 D	4HV	07/06 →
DUCATO III 110 Multijet 2,3 D	F1AE3481G	10/11 →
DUCATO III 115 Multijet 2,0 D	250A1.000, F1AE0481D	06/11 →
DUCATO III 120 Multijet 2,3 D	F1AE0481D, F1AE0481N	07/06 →
DUCATO III 120 Multijet 2,3 D 4x4	F1AE0481D	03/10 →
DUCATO III 130 Multijet 2,3 D	F1AE0481N, F1CE0441A	07/06 →
DUCATO III 140 Natural Power	F1CE0441A, F1AE3481E	04/09 →

FIAT		
DUCATO III 150 Multijet 2,3 D	F1AE3481E, F1CE0481D	06/11 →
DUCATO III 150 Multijet 3,0 D	F1CE3481N	04/10 →
DUCATO III 160 Multijet 3,0 D	F1CE0481D, 188A9.000	07/06 →
DUCATO III 180 Multijet 2,3 D	F1AGL411B	12/15 →
DUCATO III 180 Multijet 3,0 D	F1CE3481E	06/11 →
DUCATO III 2.3 Multijet	F1AE0481N	12/09 → 07/14
IDEA 1.2	--	01/08 →
IDEA 1.2 16V	188A5.000	01/04 →
IDEA 1.2 D	--	01/08 →
IDEA 1.3 D Multijet	188A9.000, 192B2.000	01/04 →
IDEA 1.4	192B2.000, --	12/03 →
IDEA 1.4 16V	--	01/04 →
IDEA 1.6 D Multijet	350A2.000	05/08 →
IDEA 1.9 D	--	01/08 →
IDEA 1.9 JTD	188B2.000	01/04 →
LINEA 1.3 D Multijet	--, 169A4.000	06/07 →
LINEA 1.3 JTD Multijet	199A3.000	10/06 →
LINEA 1.4	350A1.000	06/07 →
LINEA 1.4 16V [IND]	--	06/07 →
LINEA 1.8 Flex	370A0.011	09/10 →
PANDA I 1.1	187A1.000	09/00 → 02/04
PANDA I 1.1 AWD	187A1.000	09/00 → 02/04
PANDA II 1.1	--	09/03 →
PANDA II 1.2	169A4.000, 169A4.000	09/03 →
PANDA II 1.2 4x4	169A4.000, --	09/04 →
PANDA II 1.2 Bi-Power / Natural Power	--	04/09 →
PANDA II 1.2 Euro 4	--	04/09 →
PANDA II 1.2 Euro 5	--	04/09 →
PANDA II 1.2 LPG	188A4.000	04/09 →
PANDA II 1.2 Natural Power	188A4.000	01/07 → 12/11
PANDA II 1.3 D Multijet	--, 188A8.000	09/03 →
PANDA II 1.3 D Multijet 4x4	188A8.000, 350A1.000	10/04 →
PANDA II 1.3 JTD Multijet 4x4	169A1.000	09/10 → 08/13
PANDA II 1.4	--	10/06 →
PANDA II 1.4 16V	--	01/10 →
PANDA II 1.4 Natural Power	350A1.000, 199A6.000	10/09 →
PUNTO II 1.2	188A4.000	06/03 →
PUNTO II 1.2 16V	188A5.000	06/03 →
PUNTO II 1.2 Bifuel	188A4.000	08/07 → 03/12
PUNTO II 1.2 Natural Power	188A4.000	09/03 → 03/12
PUNTO II 1.3 D Multijet	188A9.000	02/05 → 10/09
PUNTO II 1.3 JTD	188A9.000	06/03 → 10/05
PUNTO II 1.3 JTD 16V	188A9.000	06/03 → 03/12
PUNTO II 1.4	199A6.000, 188A7.000	09/03 →
PUNTO II 1.8 16V	188A6.000	06/03 →
PUNTO II 1.9 JTD	188A7.000, 192B2.000	02/02 → 11/06
STILO 1.2 16V	188A5.000	02/02 →
STILO 1.4 16V	192B2.000, 182B6.000	01/04 → 08/08
STILO 1.6	--	04/05 → 11/06
STILO 1.6 16V	182B6.000, 192A8.000	10/01 → 08/08
STILO 1.8 16V	192A4.000	10/01 → 08/08
STILO 1.9 D	192B5.000	09/04 → 08/08
STILO 1.9 D Multijet	192A8.000, 192A1.000	09/05 → 08/08
STILO 1.9 JTD	192A1.000, BAAA	10/01 → 08/08
STILO 2.4 20V	192A2.000	10/01 → 04/07

FORD		
KA II 1.2	FP4(169A4000)	10/08 →
KA II 1.3 TDCi	BAAA, 198A1.000	10/08 →

LANCIA		
DELTA III 1.4	198A1.000, 198A2.000	09/08 → 08/14
DELTA III 1.4 16V	198A7.000	07/10 → 08/14
DELTA III 1.4 Bifuel	198A4.000	07/11 → 08/14
DELTA III 1.6 D Multijet	198A2.000, 844A3.000	09/08 → 08/14
DELTA III 1.6 JTD Multijet	844A3.000, 198A5.000	09/08 → 12/14
DELTA III 1.9 D Multijet	844A1.000	01/09 → 08/14
DELTA III 2.0 D Multijet	198A5.000, 839A7.000	09/08 → 08/14
LYBRA 1.6	182B6.000	10/00 → 10/05
LYBRA 1.8 16V	839A7.000, 937A2.000	07/99 → 10/05
LYBRA 1.9 JTD	937A2.000, 839A6.000	09/00 → 10/05
LYBRA 2.0 20V	185A8.000	09/00 → 10/05
LYBRA 2.4 20V	192A2.000	10/01 → 10/05
LYBRA 2.4 JTD	839A6.000, --	09/00 → 10/05
MUSA 1.3 D Multijet	--, 192B2.000	10/04 → 12/12
MUSA 1.4	192B2.000, --	09/04 → 12/12
MUSA 1.4 16V	--	01/11 → 12/12
MUSA 1.4 8V	--	01/11 → 12/12
MUSA 1.4 LPG	350A1.000	09/09 → 12/12
MUSA 1.6 D Multijet	--, 841C.000	07/08 → 12/12
MUSA 1.9 D Multijet	188B2.000	10/04 → 09/12
THESIS 2.0 Turbo	841E.000	07/02 → 07/09
THESIS 2.4	841D.000	07/02 → 07/09
THESIS 2.4 JTD	841C.000, 169A4.000	07/02 →
YPSILON I 1.2	169A4.000, 199A2.000	10/03 → 12/11
YPSILON I 1.3 D Multijet	199A2.000, D9B(XUD9A)	09/06 → 12/11
YPSILON I 1.4	350A1.000	02/06 → 12/11
YPSILON I 1.4 16V	843A1.000	10/03 → 12/11
YPSILON I 1.4 LPG	350A1.000	11/10 → 12/11

PEUGEOT		
BOXER I 1.9 D	D9B(XUD9A), D8C(XUD9UTF)	03/94 → 04/02
BOXER I 1.9 DT 4x4	XUD9TE	03/96 → 09/98
BOXER I 1.9 TD	D8C(XUD9UTF), RHV(DW10TD)	03/94 → 04/02
BOXER I 1.9 TD 4x4	D8C(XUD9UTF)	07/96 → 04/02
BOXER I 2.0	R5B(XU102C)	02/94 →
BOXER I 2.0 4x4	--	03/96 → 09/98
BOXER I 2.0 BiFuel	XU10J2	12/01 → 06/06
BOXER I 2.0 CNG	XU10J2CNG	07/03 → 03/06
BOXER I 2.0 HDi	RHV(DW10TD), 8140.67	08/01 →
BOXER I 2.0 i	RFW(XU10J2)	03/94 → 04/02
BOXER I 2.0 i 4x4	RFW(XU10J2)	08/96 → 04/02
BOXER I 2.2 HDi	4HY(DW12UTED)	04/02 →
BOXER I 2.5 D	8140.67, T8A(DJ5T)	03/94 → 04/02
BOXER I 2.5 D 4x4	T9A(DJ5)	07/96 → 04/02
BOXER I 2.5 TD	T8A(DJ5T), 8140.43N	03/94 → 04/02
BOXER I 2.5 TD 4x4	T8A(DJ5T)	07/96 → 04/02
BOXER I 2.5 TDI	THX(DJ5TED)	01/97 → 04/02
BOXER I 2.5 TDI 4x4	THX(DJ5TED)	01/97 → 04/02
BOXER I 2.8 D	8140.63(F28D)	01/99 → 02/02
BOXER I 2.8 DTC	8140.43S(F28DTCR)	10/97 → 09/00
BOXER I 2.8 HDi	8140.43N, 8140.43S(F28DTCR)	10/00 →
BOXER I 2.8 HDi 4x4	8140.43S(F28DTCR), 4HG(P22DTE)	10/00 →
BOXER I 2.8 HDi Trazione integrale	8140.43S(F28DTCR)	10/00 → 11/01
BOXER I 2.8 TD	8140.23	10/99 →
BOXER II 2.0 BlueHdi 130	AHN(DW10FUD)	07/15 →
BOXER II 2.0 BlueHdi 160	AHP(DW10FUC)	07/15 →
BOXER II 2.2 HDi 100	4HV(P22DTE)	04/06 →
BOXER II 2.2 HDi 110	4HG(P22DTE), 4HH(P22DTE)	03/11 →
BOXER II 2.2 HDi 120	4HU(P22DTE)	04/06 →
BOXER II 2.2 HDi 130	4HH(P22DTE), 4HJ(P22DTE)	03/11 →
BOXER II 2.2 HDi 150	4HJ(P22DTE), F1CE0481D(F30DT)	03/11 →
BOXER II 3.0 HDi	F1CE0481D(F30DT), F1CE0481D(F30DT)	07/06 →
BOXER II 3.0 HDi 145	F1CE3481N(F30DTE)	04/10 →
BOXER II 3.0 HDi 160	F1CE0481D(F30DT), F1CE0481D(F30DT)	04/06 →
BOXER II 3.0 HDi 175	F1CE0481D(F30DT), ED8A	03/11 →

7.1171

3

BRAKE/CLUTCH PEDAL SWITCHES

Adatt./Suitable:

FORD

1 024 901
1 066 389
7 029 403
95BB-7C534-AC
98AB-7C534-AA

JAGUAR

C2S 3683

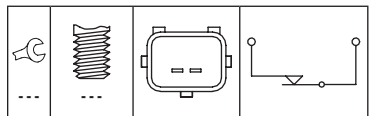

MAZDA

GJ6A-66-49Y
GJ6A-66-49YA

SAAB

55 32 205

MARKET DIFFUSION: HIGH



FORD		
COUGAR 2.0 16V	EDBA, LCBA	08/98 → 12/01
COUGAR 2.5 ST 200	SGA	01/00 → 12/01
COUGAR 2.5 ST 200 24V	MABB	08/98 →
COUGAR 2.5 V6 24V	LCBA, FXDA	06/00 → 12/01
FOCUS I 1.4	FXDA, FYDA	08/98 → 03/05
FOCUS I 1.4 16V	FXDA	10/98 → 09/99
FOCUS I 1.6	FYDA, EYDB	08/98 → 04/05
FOCUS I 1.6 16V	--	02/01 → 11/04
FOCUS I 1.6 16V Flexifuel	FYDH	01/02 → 11/04

FORD		
FOCUS I 1.8	EYDB, EYDB	08/98 ⇒ 04/05
FOCUS I 1.8 BiFuel	EYDB, BHDA	09/02 ⇒ 07/04
FOCUS I 1.8 BiFuel	EYDD	09/02 ⇒ 01/05
FOCUS I 1.8 DI / TDDi	BHDA, F9DA	08/99 ⇒ 11/04
FOCUS I 1.8 TDCi	F9DA, BHDA	03/01 ⇒ 03/05
FOCUS I 1.8 TDDi	BHDA, BHDA	08/98 ⇒ 03/05
FOCUS I 1.8 Turbo DI / TDDi	BHDA, EDDB	02/99 ⇒ 03/05
FOCUS I 2.0	EDDB, EDDB	08/98 ⇒ 07/04
FOCUS I 2.0 16V	EDDB, E5SA	02/99 ⇒ 11/04
FOCUS I RS	HMDA	10/02 ⇒ 11/04
FOCUS I ST170	ALDA	03/02 ⇒ 11/04
GALAXY I 2.3	DH23E5SB	05/00 ⇒ 10/02
GALAXY I 2.3 16V	E5SA, LTL	09/01 ⇒ 05/06
MONDEO I 1.6 i	L1J	08/96 ⇒ 09/00
MONDEO I 1.6 i 16V	L1L, RKB	05/98 ⇒ 09/00
MONDEO I 1.8 i	RKB, NGA	08/96 ⇒ 09/00
MONDEO I 1.8 TD	RFN	08/96 ⇒ 09/00
MONDEO I 2.0 i	NGA, SEA	08/96 ⇒ 09/00
MONDEO I 2.5 24V	SEA, CGBA	08/96 ⇒ 09/00
MONDEO I 2.5 ST 200	SGA	05/99 ⇒ 09/00
MONDEO II 1.8 16V	CGBA, CJBA	10/00 ⇒ 03/07
MONDEO II 1.8 SCi	CFBA	06/03 ⇒ 03/07
MONDEO II 2.0 16V	CJBA, D5BA	10/00 ⇒ 03/07
MONDEO II 2.0 16V DI / TDDi / TDCi	D5BA, D6BA	10/00 ⇒ 03/07
MONDEO II 2.0 16V TDDi / TDCi	D6BA, --	10/00 ⇒ 03/07
MONDEO II 2.0 DI	PD20FMCR	10/00 ⇒ 03/07
MONDEO II 2.0 TDCi	--, QJBA	10/01 ⇒ 03/07
MONDEO II 2.2 TDCi	QJBA, LJ46B	09/04 ⇒ 03/07
MONDEO II 2.5 V6 24V	LCBD	10/00 ⇒ 03/07
MONDEO II 3.0 V6 24V	REBA	09/04 ⇒ 03/07
MONDEO II ST220	MEBA	04/02 ⇒ 03/07

JAGUAR		
X-TYPE 2.0 D	LJ46B, LJ46G	07/03 ⇒ 12/09
X-TYPE 2.2 D	LJ46G, FXJA	10/05 ⇒ 12/09

MAZDA		
6 I 1.8	L813, LF17	08/02 ⇒ 08/07
6 I 2.0	LF17, RF5C	06/02 ⇒ 08/07
6 I 2.0 GTD 4x4	RF5C	10/02 ⇒ 02/05
6 I 2.0 DI	RF5C, L828	06/02 ⇒ 08/07
6 I 2.3	L3C1	01/02 ⇒ 02/08
6 I 2.3 AWD	L3C1	11/02 ⇒ 08/07
2 I 1.2	FUJA	02/03 ⇒ 06/07
2 I 1.25	FUJA	04/03 ⇒ 06/07
2 I 1.3 L	ZJ-04	04/03 ⇒ 06/07
2 I 1.4	FXJA, F6JA	02/03 ⇒ 06/07
2 I 1.4 CD	F6JA, FYJA	04/03 ⇒ 06/07
2 I 1.5	ZY-VE	04/03 ⇒ 06/07
2 I 1.6	FYJA, L813	02/03 ⇒ 06/07
MX-5 III 1.8	L828, --	03/05 ⇒ 12/14
MX-5 III 2.0	--, 13B	03/05 ⇒
RX-8 1.3	13B, J3	10/03 ⇒ 06/12
RX-8 2.6	--	04/08 ⇒
RX-8 2.6 Winkel	13B-MSP	11/03 ⇒ 06/12

SAAB		
9-5 3.0 TiD	D308L	07/01 ⇒ 12/09

7.1174



3

BRAKE/CLUTCH PEDAL SWITCHES

Adatt./Suitable:

HYUNDAI
93840-37000
93840-H1020
93840-M1000

KIA
93840 37000

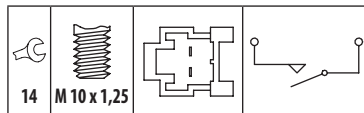

00 Eliminated on 18-09-2017. Please verify the availability through our local distributors

• Eliminato il 18-09-2017. Verificare la disponibilità presso i nostri distributori

• Éliminé le 18-09-2017. Vérifier la disponibilité auprès de nos distributeurs sur place

• Am 18-09-2017 gestrichen. Evtl. Verfügbarkeit bitte bei unseren Händlern prüfen

• Eliminado en fecha 18-09-2017. Verificar la disponibilidad a través de nuestros distribuidores locales



HYUNDAI		
COUPE I 1.6 i 16V	4G61	12/96 ⇒ 04/02
COUPE I 2.0 16V	G4GF	08/96 ⇒ 04/02
ELANTRA II 1.6 i 16V	G4GR	06/95 ⇒ 05/00
ELANTRA II 1.8 i 16V	G4GM	05/95 ⇒ 05/00
ELANTRA II 2.0 i 16V	G4DF	06/97 ⇒ 05/00
LANTRA II 1.5 12V	G4EK	12/96 ⇒ 10/00
LANTRA II 1.6 i	G4GR	11/95 ⇒ 10/00
LANTRA II 1.8 16V	G4GM	11/95 ⇒ 10/00
LANTRA II 1.9 D	DJY	03/98 ⇒ 10/00
LANTRA II 2.0 16V	G4GF	11/95 ⇒ 10/00
SANTAMO 2.0 16V	G4JP	05/99 ⇒ 12/02
SANTAMO 2.0 16V 4x4	G4CP-D	05/99 ⇒ 12/02
TERRACAN 2.5 D	D4BH	06/01 ⇒ 10/03
TERRACAN 2.5 TD	D4BH	12/01 ⇒ 12/06
TERRACAN 2.9 CRDi	J3	11/01 ⇒ 07/03
TERRACAN 2.9 CRDi 4WD	J3, G4CP	12/01 ⇒ 12/06
TERRACAN 3.5 i V6 4WD	G6CU	12/01 ⇒ 12/06

KIA		
JOICE 2.0	G4CP, FP	02/00 ⇒

7.1175



3

BRAKE/CLUTCH PEDAL SWITCHES

Adatt./Suitable:

FORD
3 405 684
F32Z-13480-A

MAZDA
G A2A-66-490
G A2A-66-490 A

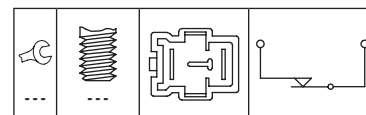
MG
XKB000070

MOTORCRAFT
SWE 2370

ROVER
XKB000070

1069 with automatic adjustment

- con regolazione automatica
- avec réglage automatique
- mit automatischer Nachstellung
- con reajuste automático



FORD		
PROBE 2.0 16V	A20LE-FS	01/93 ⇒ 09/97

MAZDA		
323 VII C 1.3 16V	B3(16V)	08/94 ⇒ 09/98
323 VII C 1.5 16V	Z5-DE	08/94 ⇒ 09/98
323 VII C 1.8 16V	BP-ZE	08/94 ⇒ 09/98
323 VII 1.5 16V	Z5-DE	07/94 ⇒ 09/98
323 VII 1.8 16V	BP-ZE	08/94 ⇒ 09/98
323 VII 2.0 24V	KF	08/94 ⇒ 09/98
323 VII P 1.3 16V	B3(16V)	10/96 ⇒ 09/98
323 VII P 1.5 16V	Z5-DE	10/96 ⇒ 09/98
323 VIII S 1.3 16V	B3(16V)	08/94 ⇒ 09/98
323 VIII S 1.5 16V	Z5-DE	08/94 ⇒ 09/98
323 VIII S 1.6 TD	4EE1-T	05/94 ⇒ 09/98
323 VIII S 1.8 16V	BP-ZE	08/94 ⇒ 09/98
626 V 1.8	FP, --	08/91 ⇒ 04/97
626 V 1.8 i	--, KL	01/92 ⇒ 06/97
626 V 2.0 D	RF55	05/94 ⇒ 06/97
626 V 2.0 D GLX Complex	RF55	10/92 ⇒ 04/97
626 V 2.0 i	FS	08/91 ⇒ 04/97
626 V 2.0 i 4WD	FS	04/92 ⇒ 04/97
626 V 2.5 24V	KL, KL	01/92 ⇒ 04/97
MX-6 2.0	FS	02/92 ⇒ 02/97
MX-6 2.5 24V	KL, FP	02/92 ⇒ 09/97
MX-6 2.5 i 24V	KL	08/94 ⇒ 02/97
XEDOS 9 2.0	KF	08/98 ⇒ 08/00
XEDOS 9 2.0 24V	KF	08/93 ⇒ 01/00
XEDOS 9 2.3 24V	KJ-ZEM	02/95 ⇒ 01/00
XEDOS 9 2.5 24V	KL	07/93 ⇒ 07/00

MG		
EXPRESS 1.4	14K4F	03/03 ⇒ 05/05
EXPRESS 1.8	18K4F	03/03 ⇒ 05/05
EXPRESS 160	18K4K	03/03 ⇒ 05/05
EXPRESS 2.0 TD	20T2N	03/03 ⇒ 05/05
MG ZR 160	18K4K	06/01 ⇒ 04/05
MG ZR 2.0 TD	20T2N	06/01 ⇒ 04/05
MG ZS 120	18K4F	07/01 ⇒ 10/05
MG ZS 180	25K4F	07/01 ⇒ 10/05
MG ZS 2.0 TD	20T2N	01/04 ⇒ 10/05

ROVER		
400 I 2.0 i	20T4H	05/94 ⇒ 11/98
400 II 416 Si	D16Y2	03/95 ⇒ 03/00
400 II 420 Si Lux	20T4H	12/95 ⇒ 03/00



BRAKE/CLUTCH PEDAL SWITCHES

Adatt./Suitable:

FORD

3 405 685
F32Z-13480-B
GA2B-66490

MAZDA

G A2B-66-490
G A2B-66-490 A

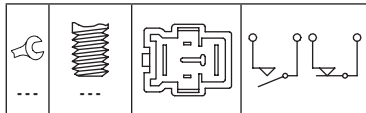
MOTORCRAFT

SWE 2371
ROVER

XKB000080

1069 with automatic adjustment

- con regolazione automatica
- avec réglage automatique
- mit automatischer Nachstellung
- con reajuste automático



FORD		
PROBE 2.0 16V	A20LE-FS	01/93 → 09/97

MAZDA		
626 V 1.8	FP, --	08/91 → 04/97
626 V 1.8 i	--, KL	01/92 → 06/97
626 V 2.0 D	RF55	05/94 → 06/97
626 V 2.0 D GLX Comprex	RF55	10/92 → 04/97
626 V 2.0 i	FS	08/91 → 04/97
626 V 2.0 i 4WD	FS	04/92 → 04/97
626 V 2.5 24V	KL, KL	01/92 → 04/97
MX-6 2.0	FS	02/92 → 02/97
MX-6 2.5 24V	KL, 11K4F	02/92 → 09/97
MX-6 2.5 i 24V	KL	08/94 → 02/97
XEDOS 9 2.0	KF	08/98 → 08/00
XEDOS 9 2.0 24V	KF	08/93 → 01/00
XEDOS 9 2.3 24V	KJ-ZEM	02/95 → 01/00
XEDOS 9 2.5 24V	KL	07/93 → 07/00
XEDOS 9 2.5 V6	KL	07/00 → 09/02

ROVER		
25 1.1	11K4F, 14K4F	09/99 → 05/05
25 1.1 16V	11K4F	01/04 → 05/05
25 1.4 16V	14K4F, 18K4F	10/99 → 05/05
25 1.6 16V	16K4F	10/99 → 05/05
25 1.8 16V	18K4F, 16K4F	02/00 → 05/05
25 2.0 iDT	20T2N	10/99 → 05/05
45 1.4	14K4F	02/00 → 05/05
45 1.8	18K4F	02/00 → 05/05
45 2.0 iDT	20T2N	01/00 → 05/05
45 2.0 V6	20K4F	02/00 → 05/05
200 II 216	16K4F	01/96 → 12/97
200 II 216 1.6i 16V	16K4F	01/96 → 11/99
200 III 211	11K2D	01/98 → 03/00
200 III 214 i	14K2F	11/95 → 03/00
200 III 214 Si	14K4F	11/95 → 03/00
200 III 216 Si	16K4F	11/95 → 06/99
200 III 218 K Vi	18K4K	11/95 → 03/00
200 III 218 Si	18K4K	08/99 → 03/00
200 III 220 D/SD	20T2R	11/95 → 03/00
200 III 220 SDi	20T2N	11/95 → 03/00
200 SERIES 1.4	14K4D	01/96 → 12/97
200 SERIES 1.8	18K4K	01/96 → 06/99
400 II 414	14K2F	03/96 → 12/97
400 II 414 Si	14K4F	05/95 → 03/00
400 II 416 Si	16K4F, 9HL(DV6C)	03/95 → 03/00
400 II 420 D	20T2R	11/95 → 03/00
400 II 420 Di	20T2N	05/95 → 03/00
400 II 420 Si Lux	20M4F	12/95 → 03/00
CDV 1.4	14K4F	03/03 → 04/05
CDV 2.0 iDT	20T2N	03/03 → 04/05
COMMERCE 1.4	14K4M	01/03 → 12/05
COMMERCE 2.0 iDT	20T2N	01/03 → 12/05
COUPE 1.6 16V	16K4F	03/96 → 11/99
COUPE 1.8 16V	18K4K	03/96 → 11/99
STREETWISE 1.6	16K4F	01/04 → 05/05
STREETWISE 1.8	18K4F	08/03 → 12/05
STREETWISE 2.0 TD	20T2N	08/03 → 05/05



BRAKE/CLUTCH PEDAL SWITCHES

Adatt./Suitable:

CITROËN

16 076 799 80
16 132 348 80
4534 56

MITSUBISHI

8614A018
8614A049
8614A183
MR-141211
MR-307094
MW400005

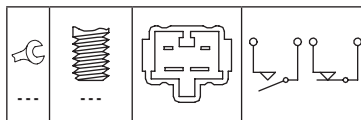
PEUGEOT

16 076 799 80
16 132 348 80
4534 56

ITEM NOW AVAILABLE FROM PRODUCTION

- ARTICOLO ORA DISPONIBILE PER LA VENDITA
- ARTICLE DISPONIBLE EN PRODUCTION COURANTE
- JETZT ZUM VERKAUF VERFÜGBARER ARTIKEL
- ARTICULO AHORA DISPONIBLE EN PRODUCCION

MARKET DIFFUSION: MEDIUM



CITROËN

C4 AIRCROSS 1.6	4A92	04/12 →
C4 AIRCROSS 1.6 HDi 115	9HL(DV6C), 9HL(DV6C)	04/12 →
C4 AIRCROSS 1.6 HDi 115 AWC	9HL(DV6C), 4HN(DW12MTED4)	05/12 →
C4 AIRCROSS 1.8 HDi 150	4N13	04/12 →
C4 AIRCROSS 1.8 HDi 150 AWC	4N13	04/12 →
C4 AIRCROSS 2.0	4B11	04/12 →
C4 AIRCROSS 2.0 [ExtraEU]	4B11	04/12 →
C4 AIRCROSS 2.0 AWC	4B11	04/12 →
C-CROSSER 2.0	4B11	11/10 →
C-CROSSER 2.0 Trazione integrale	4B11	11/10 →
C-CROSSER 2.2 HDi	4HN(DW12MTED4), 4B12	02/07 →
C-CROSSER 2.4 16V	4B12, 4HN(DW12MTED4)	08/08 →
C-CROSSER ENTERPRISE 2.2 HDi	4HN(DW12MTED4), 4G63(SOHC16V)	01/09 →
C-CROSSER ENTERPRISE 2.4 16V	4B12	01/09 →

MITSUBISHI

ECLIPSE II 2.0 Turbo	4G63-T(DOHC16V)	04/94 → 04/99
ECLIPSE II 2000 GS 16V	4G63DOHC	12/95 → 04/99
ECLIPSE II 2000 GT 16V	4G63DOHC	12/95 → 04/99
GALANT VIII 2.0	4G63(SOHC16V), 4G64(GDI)	09/00 → 10/04
GALANT VIII 2.4 GDI	4G64(GDI), 6A13	09/00 → 10/04
GALANT VIII 2.5 Type S	6A13DOHC	10/99 → 10/04
GALANT VIII 2.5 V6 24V	6A13, BSY	09/00 → 10/04
GRANDIS 2.0 DI-D	BSY, 4G64(GDI)	09/05 → 03/10
GRANDIS 2.4 GDI GLX	4G64(GDI), 4G64(GDI)	08/00 → 05/03
GRANDIS 2.4 GDI GLX 4WD	4G64(GDI), 4N15	08/00 → 05/03
GRANDIS 2.4 MIVEC	4G69	04/04 → 12/11
L200 / TRITON 2.4 DI-D	4N15	09/15 →
L200 / TRITON 2.4 DI-D 4WD	4N15, 4D56DOHC	11/14 →
L200 / TRITON 2.5 DI-D	4D56DOHC	08/07 → 12/15
L200 IV 2.5 D 4WD	4D56	08/11 → 12/15
L200 IV 2.5 DI-D	4D56DOHC	04/10 → 12/15
L200 IV 2.5 DI-D 16V 4WD	4D56DOHC	04/07 → 12/15
L200 IV 2.5 DI-D 4WD	4D56DOHC, 4B10	11/05 → 12/15
LANCER VIII 1.6	4G18	09/03 → 06/08
LANCER VIII 2.0	--, 3A92	01/01 →
LANCER VIII 2.0 i	4B11	10/07 →
LANCER VIII 2.0 Mivec [ExtraEU]	4B11	03/07 →
LANCER IX 1.8	4B10, 4N13	02/08 →
LANCER IX 1.8 Bifuel	4B10	01/10 →
LANCER IX 1.8 DI-D	4N13, 4B10	05/10 →
LANCER IX 1.8 Flex	4B10	03/09 →
LANCER IX 1.8 Flexfuel	4B10, 4B10	03/09 →
LANCER IX 1.8 i	--	10/07 →
LANCER IX 1.8 MIVEC	4B10, 4B11	03/09 →
LANCER IX 2.0	4B11, BKD	04/08 →

MITSUBISHI

LANCER IX 2.0 DI-D	BKD, 4B11	01/08 →
LANCER IX 2.0 EVO X	4B11, 4B11	06/09 →
LANCER IX 2.0 i	4B11, 4B11	01/09 →
LANCER IX 2.0 i Ralliart 4WD	4B11, 4B11	10/08 →
LANCER IX 2.0 Ralliart	4B11T/C	08/11 →
LANCER IX 2.0 Ralliart 4WD	4B11, 4B11	10/08 →
LANCER IX EVO X	4B11, 4B11	10/07 → 06/15
LANCER IX EVO X - FQ330	4B11, 4B11	03/08 → 06/15
LANCER IX EVO X - FQ360	4B11, --	03/08 → 06/15
LANCER IX EVO X - FQ400	4B11	05/09 → 12/10
MIRAGE VI 1.0	--	05/12 →
MIRAGE VI 1.2	3A92, 4HK	01/12 →
MONTERO 3.0 V6	6G72(SOHC12V)	09/06 →
MONTERO 3.8 V6	6G75	09/07 →
OUTLANDER I 2.4 4WD	4G64(16V)	05/03 → 10/06
OUTLANDER I 2.4 HDD Mivec	4G69	03/01 → 12/06
OUTLANDER II 2.0 DI-D	BSY	12/06 → 11/12
OUTLANDER II 2.2 DI-D 4WD	4HK, 6B31	08/07 → 11/12
OUTLANDER II 2.4	4B12	11/06 → 11/12
OUTLANDER II 2.4 4WD	4B12	09/07 → 11/12
OUTLANDER II 3.0 4WD	6B31, 4M41	11/06 → 11/12
OUTLANDER II 3.0 FWD	6B31	11/06 → 11/12
PAJERO II 3.2 DiD 4WD	4M41, 4M41	04/00 → 09/07
PAJERO III 3.2 D 4WD	4M41	04/00 → 12/06
PAJERO III 3.2 DiD	4M41	09/06 →
PAJERO III 3.2 Di-D	4M41, 6G72(SOHC24V)	04/00 → 12/06
PAJERO III 3.2 DiD [ExtraEU]	4M41	04/00 → 09/07
PAJERO III 3.5	6G74DOHC	04/00 → 01/07
PAJERO III 3.5 V6 GDI	6G74DOHC	04/00 → 12/06
PAJERO IV 3.0 4WD	6G72(SOHC24V), 4M41R	02/07 →
PAJERO IV 3.2 DiD	4M41R, 4M41	02/07 →
PAJERO IV 3.2 DI-D	4M41, 4M41	11/06 →
PAJERO IV 3.2 DI-D 4WD	4M41, 4M41	02/07 →
PAJERO IV 3.2 DI-D GLS	4M41	02/07 →
PAJERO IV 3.2 TD 4WD	4M41, 6G75	01/10 →
PAJERO IV 3.8 V6	6G75, 4D56HP	10/06 →
PAJERO SPORT II 2.5 DI-D	4D56HP, 4D56HP	07/08 →
PAJERO SPORT II 2.5 DI-D 4WD	4D56HP, 4M41R	07/08 →
PAJERO SPORT II 2.5 TD	4D56T	09/08 →
PAJERO SPORT II 3.0	6B31	09/08 →
PAJERO SPORT II 3.0 4WD	6B31	09/08 →
PAJERO SPORT II 3.2 DI-D 4WD	4M41	07/08 →
PAJERO SPORT II 3.5	6G74(SOHC24V)	01/10 →
PAJERO SPORT II 3.5 V6 24V	6G74(SOHC24V)	09/08 →
SHOGUN 3.2 DiD	4M41R, 4G64DOHC	11/06 →
SHOGUN IV 3.2 TD 4x4	4M41	01/09 →
SPACE RUNNER 2.4	--	01/92 → 12/01
SPACE RUNNER 2.4 GDI	4G64DOHC, 4G64(GDI)	08/99 → 01/03
SPACE STAR 1.2	3A92	05/12 →
SPACE WAGON 2.4 GDI	4G64(GDI), 4G64(GDI)	09/00 → 12/04
SPACE WAGON 2.4 GDI 4WD	4G64(GDI), 4HK(DW12MTED4)	09/00 → 12/04

PEUGEOT

4007 2.2 HDi	4HK(DW12MTED4), 4B12	02/07 →
4007 2.4 16V	4B12, --	01/08 →
4008 1.6	--, 9HD(DV6C)	05/12 →
4008 1.6 HDi	DV6C	05/12 →
4008 1.6 HDi AWC	9HD(DV6C), 4N13	05/12 →
4008 1.8 HDi	4N13	05/12 →
4008 1.8 HDi AWC	4N13, 6HZ(4N13)	05/12 →
4008 2.0	4B11	05/13 →
4008 2.0 AWC	4B11	05/12 →
4008 2.0 Mivec [ExtraEU]	4B11	04/12 →

7.1178



3

BRAKE/CLUTCH PEDAL SWITCHES

Adatt./Suitable:

CITROËN

4534 74

DAIHATSU

84340-B201
84340-B2010
84340-B2010-000

HONDA

35350-SSA-J01
35350-SSA-J03
35350-SSA-J04
35350-SAA-003
35350-SAA-013
35350-SMA-003
35350-SMA-013

PEUGEOT

4534 74


SUBARU

84340-B2010

ITEM NOW AVAILABLE FROM PRODUCTION

- ARTICOLO ORA DISPONIBILE PER LA VENDITA
- ARTICLE DISPONIBLE EN PRODUCTION COURANTE
- JETZT ZUM VERKAUF VERFÜGBARER ARTIKEL
- ARTICULO AHORA DISPONIBLE EN PRODUCCION

MARKET DIFFUSION: MEDIUM



CITROËN

C4 AIRCROSS 1.6	4A92	04/12 →
C4 AIRCROSS 1.6 HDi 115	9HL(DV6C), 9HL(DV6C)	04/12 →
C4 AIRCROSS 1.6 HDi 115 AWC	9HL(DV6C), Y4F1	05/12 →
C4 AIRCROSS 1.8 HDi 150	4N13	04/12 →
C4 AIRCROSS 1.8 HDi 150 AWC	4N13	04/12 →
C4 AIRCROSS 2.0	4B11	04/12 →
C4 AIRCROSS 2.0 [ExtraEU]	4B11	04/12 →
C4 AIRCROSS 2.0 AWC	4B11	04/12 →
C-ZERO C-zero	Y4F1, EJ-VE	10/10 →

DAIHATSU

CUORE VI 1.0	EJ-VE, K3-VE	03/03 →
CUORE VII 1.0	1KR-FE	04/07 →
MATERIA 1.3	K3-VE	10/06 →
MATERIA 1.5	3SZ-VE	10/06 →
MATERIA 1.5 ECO 4WD	3SZ-VE	10/06 →
MATERIA 1.5 LPG	3SZ-VE	01/10 → 12/11
SIRION 1.0	1KR-FE	01/05 → 06/13
SIRION 1.0 LPG	1KR-FE	01/05 → 06/13
SIRION 1.3	K3-VE, K3-VE	01/05 →
SIRION 1.3 4WD	K3-VE, 3SZ-VE	04/05 →
SIRION 1.5	3SZ-VE	03/08 →
TERIOS II 1.3 VVT-i 4x4	K3-VE	11/05 →
TERIOS II 1.3 VVT-i LPG 4x4	K3-VE	01/09 → 12/09
TERIOS II 1.5 4x4	3SZ-VE	05/06 →
TERIOS II 1.5 LPG 4x4	3SZ-VE	06/09 →
TERIOS II 1.5 VVT-i 4x4	3SZ-VE	09/10 →
TERIOS II 1.5 VVT-i RWD	3SZ-VE, K20A6	11/05 →
TREVIS 1.0	EJ-VE	06/06 →

HONDA

ACCORD VII 2.0	K20A6, L12A2	02/03 → 08/08
ACCORD VIII 2.0 i	R20A3	06/08 →
ACCORD VIII 2.2 i-DTEC	N22B1	07/08 →
ACCORD VIII 2.4 i	K24Z3	07/08 →
ACCORD IX 2.4	K24W2	07/14 →
CITY 1.2	L12A2, L15A1	05/03 →
CITY 1.3	L13A3	10/05 → 07/08
CITY 1.4 i-VTEC	L13Z1	09/08 →
CITY 1.5 FF	L15A1, D14Z5	09/04 → 07/08
CITY 1.5 i-DSI	L15A2	11/02 →
CIVIC 1.5 [ExtraEU]	D15Y3	02/03 → 09/05
CIVIC VII 1.3 IMA	LDA1	10/03 → 09/05
CIVIC VII 1.4	D14Z5	12/00 → 09/05
CIVIC VII 1.4 i	D14Z6	02/01 → 09/05
CIVIC VII 1.4 iS	D14Z5, D16V1	02/01 → 09/05
CIVIC VII 1.6	D16W7	02/01 → 09/05
CIVIC VII 1.6 i	D16V1, D17A5	02/01 → 09/05
CIVIC VII 1.7	D17A6	01/00 → 09/05

HONDA

CIVIC VII 1.7 i	D17A8	05/01 → 12/05
CIVIC VII 1.7 i VTEC	D17A5, L13A7	05/01 → 12/05
CIVIC VIII 1.3 Hybrid	LDA2	01/10 → 02/12
CIVIC VIII 1.4	L13A7, R16A1	09/05 →
CIVIC VIII 1.6	R16A1, R18A1	09/05 →
CIVIC VIII 1.8	R18A1, --	09/05 →
CIVIC VIII 1.8 EXS Flex	R18A1	11/06 →
CIVIC VIII 2.0	--, K20A4	01/06 →
CIVIC VIII 2.0 i-VTEC Type R	K20Z4	03/10 → 12/10
CIVIC VIII 2.2 CTDi	N22A2	09/05 →
CIVIC VIII Type R	K20Z4	09/06 →
CR-V II 2.0	K20A4, K24Z1	09/01 →
CR-V II 2.4 Vtec 4WD	K24A1	09/01 → 09/06
CR-V III 2.0 i	R20A2	01/07 →
CR-V III 2.0 i 4WD	R20A2	01/07 →
CR-V III 2.0 iVtec [ExtraEU]	R20A9	10/12 →
CR-V III 2.2 i-CTDi 4WD	N22A2	01/07 →
CR-V III 2.4	K24Z1	04/07 →
CR-V III 2.4 4WD	K24Z1	09/06 →
CR-V III 2.4 iVtec [ExtraEU]	K24Z1	01/07 → 06/12
CR-V III 2.4 iVtec 4WD	K24Z1, LEA1	10/06 →
CR-Z 1.5 Hybrid	LEA1, L12A1	06/10 →
FR-V 1.7	D17A2	08/04 →
INSIGHT 1.3 Hybrid	LDA3	04/09 →
JAZZ I 1.2	L12A3	01/04 →
JAZZ I 1.2 i-DSI	L12A1, L13A1	03/02 → 07/08
JAZZ I 1.3	L13A1, L13A1	03/02 → 07/08
JAZZ I 1.4 iDSI	L13A1, L12B1	12/06 → 10/08
JAZZ I 1.5	L15A	04/02 → 07/08
JAZZ I 1.5 FF	L15A1	03/02 → 09/07
JAZZ II 1.4	L13A6	01/06 →
JAZZ III 1.2	L12B1, L13Z1	07/08 →
JAZZ III 1.3 i	L13Z1, --	07/08 →
JAZZ III 1.4	L13Z1	11/08 →
STREAM 1.7 16V	D17A2	05/01 →
STREAM 2.0 16V	K20A1	05/01 →

PEUGEOT

4008 1.6	--, 9HD(DV6C)	05/12 →
4008 1.6 HDi	DV6C	05/12 →
4008 1.6 HDi AWC	9HD(DV6C), 4N13	05/12 →
4008 1.8 HDi	4N13	05/12 →
4008 1.8 HDi AWC	4N13, --	05/12 →
4008 2.0	4B11	05/13 →
4008 2.0 AWC	4B11	05/12 →
4008 2.0 Mivec [ExtraEU]	4B11	04/12 →
ION Electric	--, 182B9.000	11/10 →

SUBARU

JUSTY III 1.0 BiFuel	1KR-FE	09/07 → 03/12
JUSTY IV 1.0	1KR-FE	01/07 →

7.1179



3

BRAKE/CLUTCH PEDAL SWITCHES

Adatt./Suitable:

ALFA ROMEO

46742974
51713873
60816507

CITROËN

4534 39
4534 45
4534 49

FIAT

46742974
51713873
60801959
60816507

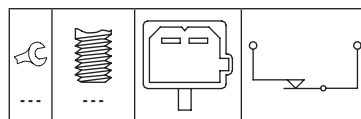
LANCIA

51713873
60816507

PEUGEOT

4534 49

MARKET DIFFUSION: HIGH



ALFA ROMEO

147 1.6 16V T.SPARK	AR32104	01/01 → 03/10
---------------------	---------	---------------

ALFA ROMEO

147 1.9 JTD	182B9.000, 192A5.000	10/00 → 03/10
147 1.9 JTD 16V	192A5.000, 937A2.000	11/02 → 03/10
147 1.9 JTDM	937A2.000, 937A5.000	10/04 → 03/10
147 1.9 JTDM 16V	937A5.000, AR32302	09/04 → 03/10
147 1.9 JTDM 8V	937A3.000	07/05 → 03/10
147 2.0 16V T.SPARK	AR32310	01/01 → 03/10
147 3.2 GTA	932A.000	02/03 → 03/10
156 1.9 JTD	AR32302, 839A6.000	05/00 → 05/01
156 2.4 JTD	839A6.000, AR32401	05/00 → 05/06
156 2.5 V6 24V	AR32401, 937A5.000	02/97 → 05/06
156 3.2 GTA	932A.000	03/02 → 05/06
GT 1.8 TS	AR32205	11/03 → 09/10
GT 1.9 JTD	937A5.000, 932A2.000	11/03 → 09/10
GT 2.0 JTS	932A2.000, 8140.435	11/03 → 09/10
GT 3.2 GTA	936A.000	11/03 → 09/10

CITROËN

JUMPER I 2.0 HDI	RHV(DW10UTD)	11/01 → 04/02
JUMPER I 2.8 D	8140.63(F28D)	01/99 → 02/02
JUMPER I 2.8 HDi	8140.435, XU10J2	09/00 → 04/02
JUMPER I 2.8 HDi 4x4	8140.435	09/00 → 04/02
JUMPER I 2.8 TD	8140.43	10/99 → 04/02
JUMPER II 2.0	XU10J2	02/02 →
JUMPER II 2.0 BiFuel	XU10J2	02/02 → 06/06
JUMPER II 2.0 bivalent	XU10J2, DW10TD	02/03 →
JUMPER II 2.0 HDi	DW10TD, 4HY(DW12UTED)	04/02 →
JUMPER II 2.2 HDi	4HY(DW12UTED), --	02/02 →
JUMPER II 2.8 HDi	--, 8140.435	04/02 →
JUMPER II 2.8 HDi 4x4	8140.435, 182B6.000	02/02 →
JUMPER II 2.8 HDi Trazione integrale	8140.435	04/02 →
JUMPER II 2.8 TD	8140.43	04/02 →

FIAT

DOBLO I 1.2	223A5.000	03/01 →
DOBLO I 1.6	182B6.000	09/02 →
DOBLO I 1.6 16V	182B6.000	10/01 →
DOBLO I 1.6 Natural Power	182B6.000, RHV	09/02 →
DOBLO I 1.9 D	223A6.000	03/01 →
DUCATO II 2.0	RFL	04/02 →
DUCATO II 2.0 4x4	RFL	05/02 → 07/06
DUCATO II 2.0 Bipower	RFL	11/02 →
DUCATO II 2.0 JTD	RHV, RFLCNG	07/01 →
DUCATO II 2.0 LPG	RFL	12/01 → 10/04
DUCATO II 2.0 Natural Power	RFLCNG, 8140.43	06/03 → 07/12
DUCATO II 2.3 JTD	F1AE0481C	04/02 →
DUCATO II 2.8 JTD	8140.43, 8140.43	11/00 →
DUCATO II 2.8 JTD 4x4	8140.435	11/00 →
DUCATO II 2.8 JTD Power	8140.435	05/04 →
DUCATO II 2.8 TD	8140.43, 188A4.000	04/02 → 07/06
DUCATO II 2.8 TD 4x4	8140.435	11/03 → 07/06
PANDA I 1.1	187A1.000	09/00 → 02/04
PANDA I 1.1 AWD	187A1.000	09/00 → 02/04
PANDA II 1.1	--	09/03 →
PANDA II 1.2	188A4.000	09/03 →
PANDA II 1.2 Bipower	188A4.000	09/04 → 12/11
PANDA II 1.2 Bi-Power / Natural Power	--	04/09 →
PANDA II 1.2 Euro 4	--	04/09 →
PANDA II 1.2 Euro 5	--	04/09 →
PANDA II 1.2 LPG	188A4.000	04/09 →
PANDA II 1.2 Natural Power	188A4.000, --	01/07 → 12/11
PANDA II 1.3 D Multijet	--, 169A1.000	09/03 →
PANDA II 1.3 D Multijet 4x4	169A1.000, 188A4.000	10/04 →
PANDA II 1.4	--	10/06 →
PUNTO II 1.2	188A4.000	06/03 →
PUNTO II 1.2 16V	188A5.000	06/03 →
PUNTO II 1.2 16V 80	188A5.000	09/99 → 12/06
PUNTO II 1.2 60	188A4.000	09/99 → 12/10
PUNTO II 1.2 BiFuel	188A4.000	08/07 → 03/12
PUNTO II 1.2 Bipower	188A4.000	08/01 → 05/03
PUNTO II 1.2 Natural Power	188A4.000, 183A1.000	01/03 → 03/12
PUNTO II 1.8 130 HGT	183A1.000, 169A4.000	09/99 → 03/12
PUNTO II 1.9 D 60	188A3.000	02/00 → 10/09
PUNTO II 1.9 DS 60	188A3.000	09/99 → 03/12
PUNTO II 1.9 JTD	188A7.000	02/00 → 03/12
PUNTO II 1.9 JTD 80	188A2.000	09/99 → 03/12

LANCIA

LYBRA 1.6	182B6.000	10/00 → 10/05
LYBRA 1.8 16V	839A7.000	07/99 → 10/05
YPSILON I 1.2	169A4.000, RFL(XU10J2U)	10/03 → 12/11

PEUGEOT

BOXER I 2.0	RFL(XU10J2U), DW10TD	12/01 →
BOXER I 2.0 BiFuel	XU10J2	12/01 → 06/06
BOXER I 2.0 CNG	XU10J2CNG	07/03 → 03/06
BOXER I 2.0 HDi	DW10TD, 4HY(DW12UTED)	08/01 →
BOXER I 2.2 HDi	4HY(DW12UTED), 8140.43N	04/02 →

PEUGEOT			
BOXER I 2.8 D	8140.63(F28D)	01/99 → 02/02	
BOXER I 2.8 DTiC	8140.43(F28DT)	10/97 → 09/00	
BOXER I 2.8 HDi	8140.43N, 8140.43S(F28DTCR)	10/00 →	
BOXER I 2.8 HDi 4x4	8140.43S(F28DTCR), X16XEL	10/00 →	
BOXER I 2.8 HDi Trazione integrale	8140.43S(F28DTCR)	10/00 → 11/01	
BOXER I 2.8 TD	8140.23	10/99 →	

7.1181



3

BRAKE/CLUTCH PEDAL SWITCHES

Adatt./Suitable:

GENERAL MOTORS

9 175 172

12 39 448

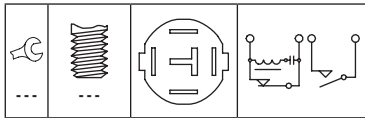
9175172

VAUXHALL

9175172

1069 with automatic adjustment

- con regolazione automatica
- avec réglage automatique
- mit automatischer Nachstellung
- con reajuste automático



7.1184



1

BRAKE/CLUTCH PEDAL SWITCHES

Adatt./Suitable:

CITROËN

4534 37

FIAT

9643184680

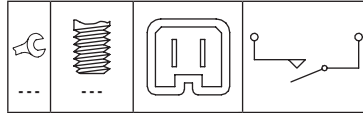

LANCIA

9643184680

PEUGEOT

4534 37

MARKET DIFFUSION: HIGH



CITROËN

C3 I 1.1 i	HFX(TU1JP)	02/02 →
C3 I 1.4 16V	KFU(ET3J4)	12/03 →
C3 I 1.4 16V HDi	8HY(DV4TED4)	02/02 →
C3 I 1.4 BiFuel	TU3JP	09/08 → 12/09
C3 I 1.4 HDi	8HX(DV4TD), KFV(TU3JP)	02/02 →
C3 I 1.4 i	KFV(TU3JP), KFV(TU3JP)	02/02 →
C3 I 1.4 i Bivalent	KFV(TU3JP), N6A(TU5JP4)	02/02 →
C3 I 1.6 16V	N6A(TU5JP4), RHS(DW10ATED)	02/02 →
C5 I 1.8 16V	6FZ(EW7J4)	03/01 → 08/04
C5 I 2.0 16V	RFN(EW10J4)	03/01 → 08/04
C5 I 2.0 16V HPI	RLZ(EW10D)	03/01 → 08/04
C5 I 2.0 HDi	RHS(DW10ATED), RHK(DW10ATED4)	03/01 → 08/04
C5 I 2.2 HDi	4HX(DW12TED4/FAP)	03/01 → 08/04
C5 I 3.0 Carlsson	XFX(ES9J4S)	09/03 → 08/04
C5 I 3.0 V6	XFX(ES9J4S)	03/01 → 08/04
C8 2.0	RFN(EW10J4)	07/02 →
C8 2.0 16V	RFJ(EW10A)	09/05 →
C8 2.0 HDi	RHK(DW10ATED4), RHD(DW10CB)	07/02 →
C8 2.0 HDi 135	RHD(DW10CB), RHE(DW10CTED4)	03/06 →
C8 2.0 HDi 165	RHE(DW10CTED4), 4HP(DW12BTED4)	03/06 →
C8 2.2	3FZ(EW12J4)	07/02 →
C8 2.2 HDi	4HP(DW12BTED4), XFW(ES9J4S)	07/02 →
C8 3.0 V6	XFW(ES9J4S), DW10ATED	07/02 →
JUMPY I 2.0 HDi 110	DW10ATED, DW10BTED	03/00 → 10/06
JUMPY I 2.0 HDi 95	DW10BTED, RFN	10/99 → 10/06

FIAT

ULYSSE II 2.0	RFN, RHK	08/02 → 06/11
ULYSSE II 2.0 D Multijet	RHK, RHM	05/06 → 06/11
ULYSSE II 2.0 JTD	RHM, 4H01	08/02 → 08/06
ULYSSE II 2.2 D Multijet	4H01, 4HP	10/07 →
ULYSSE II 2.2 JTD	4HP, RFN	08/02 → 03/10
ULYSSE II 3.0	XFW	08/02 → 06/11

LANCIA

PHEDRA 2.0	RFN, RHR	09/02 → 11/10
PHEDRA 2.0 D Multijet	RHR, RHK	07/06 → 11/10
PHEDRA 2.0 JTD	RHK, 4HS	09/02 → 11/10
PHEDRA 2.2 D Multijet	4HS, 4H01	03/08 → 11/10
PHEDRA 2.2 JTD	4H01, ES9J4S	09/02 →
PHEDRA 3.0 V6	ES9J4S, HFX(TU1JP)	09/02 →

PEUGEOT

206 1.0 i 16V	D4D	06/01 → 12/05
206 1.1	HFX(TU1JP)	08/98 →
206 1.1 i	HFX(TU1JP), 8HX(DV4TD)	09/98 →
206 1.4	KFV(TU3JP)	07/02 →
206 1.4 HDi	8HX(DV4TD), 8HX(DV4TD)	09/01 →
206 1.4 HDi eco 70	8HX(DV4TD), K6C(TU3JP)	09/01 →
206 1.4 i	K6C(TU3JP), N6A(TU5JP4)	09/98 →
206 1.6	NFU(TU5JP4)	09/98 → 12/08
206 1.6 16V	N6A(TU5JP4), DW8	09/00 →
206 1.6 i	NFZ(TU5JP)	09/98 → 12/00
206 1.6 LPG	NFU(TU5JP4)	07/02 →
206 1.9	DW8, WJY(DW8B)	08/98 → 03/04
206 1.9 D	WJY(DW8B), RFN(EW10J4)	09/98 → 05/07

PEUGEOT

206 2.0 16V	RFN(EW10J4)	07/02 → 02/07
206 2.0 HDi	RHY(DW10TD)	07/02 →
206 2.0 HDi 90	RHY(DW10TD)	12/99 →
206 2.0 S16	RFN(EW10J4), K6D(TU3JP)	04/99 →
307 1.4	K6D(TU3JP), 8HX(DV4TD)	08/00 →
307 1.4 HDi	8HX(DV4TD), N6A(TU5JP4)	10/01 →
307 1.4 HDi 70	8HZ(DV4TD)	03/02 → 06/05
307 1.6 16V	N6A(TU5JP4), RFN(EW10J4)	08/00 →
307 2.0	RFN(EW10J4)	03/02 → 06/05
307 2.0 16V	RFN(EW10J4), DW10ATED	08/00 →
307 2.0 HDi 110	DW10ATED, DW10ATED	08/00 →
307 2.0 HDi 90	RHY(DW10TD)	08/00 →
607 2.0	RFN(EW10J4)	02/00 → 08/05
607 2.0 HDi	DW10ATED, XFX(ES9J4S)	05/00 → 09/05
607 2.2 16V	3FZ(EW12J4)	02/00 → 08/05
607 2.2 HDi	4HX(DW12TED4/FAP)	02/00 → 02/06
607 3.0 V6 24V	XFX(ES9J4S), EW10J4	02/00 → 07/11
807 2.0	EW10J4, EW10A	06/02 →
807 2.0 16V	EW10A, DW10ATED4	09/05 →
807 2.0 HDi	DW10ATED4, 3FZ(EW12J4)	06/02 →
807 2.2	3FZ(EW12J4), 4HT(DW12BTED4)	06/02 →
807 2.2 HDi	4HT(DW12BTED4), DW8	06/02 →
807 3.0 V6	XFX(ES9J4S)	06/02 →
EXPERT I 1.6	220A2000	02/96 → 09/00
EXPERT I 1.8	XU7JP	10/96 → 09/00
EXPERT I 1.9 D	DW8, DW8	02/96 → 12/98
EXPERT I 1.9 D 70	DW8, D8B(XUD9TE)	12/98 → 12/06
EXPERT I 1.9 TD	D8B(XUD9TE), EW10J4	02/96 → 09/00
EXPERT I 2.0	EW10J4, DW10ATED	07/00 → 12/06
EXPERT I 2.0 HDi	DW10ATED, DW10ATED4	07/00 → 12/06
EXPERT I 2.0 HDi 16V	DW10ATED4, D8B(XUD9TE)	07/00 → 12/06

7.1187



1

BRAKE/CLUTCH PEDAL SWITCHES

Adatt./Suitable:

CITROËN

4534 27

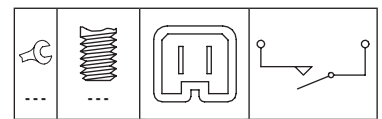
FIAT

9622578880

PEUGEOT

4534 27

MARKET DIFFUSION: MEDIUM



CITROËN

EVASION 1.8	LFZ(XU7JP)	05/97 → 07/02
EVASION 1.9 TD	D8B(XUD9TE), RFN(EW10J4)	11/94 → 12/98
EVASION 2.0	RFU(XU10J2/C)	06/94 → 07/02
EVASION 2.0 16V	RFN(EW10J4), WJY(DW8B)	05/00 → 07/02
EVASION 2.0 HDi	RHZ(DW10ATED)	08/99 → 07/02
EVASION 2.0 HDi 16V	RHW(DW10ATED4)	09/99 → 07/02
EVASION 2.0 TD	--	05/97 → 07/02
EVASION 2.0 Turbo C.T.	RGX(XU10J2TE)	06/94 → 07/02
EVASION 2.1 TD	P8C(XUD11BTE)	05/96 → 07/02
JUMPY I 1.9 D 70	WJY(DW8B), D8B(XUD9TE)	04/98 → 10/06
JUMPY I 1.9 TD	D8B(XUD9TE), EW10J4	10/95 →
JUMPY I 2.0	EW10J4, DW10ATED4	04/00 → 12/06
JUMPY I 2.0 HDi 110	DW10ATED4, DW10ATED4	03/00 → 10/06
JUMPY I 2.0 HDi 110 16V	DW10ATED4, DW10BTED	12/03 → 10/06
JUMPY I 2.0 HDi 95	DW10BTED, D9B	10/99 → 10/06
JUMPY I 2.0 i 16V	RFN(EW10J4)	03/00 → 10/06

FIAT

SCUDO I 1.6	220A2.000	02/96 → 12/06
SCUDO I 1.9	D9B	01/96 → 07/98

FIAT			
SCUDO I 1.9 D	D9B, D8B	02/96 → 12/06	
SCUDO I 1.9 TD	D8B, DHX	02/96 → 12/06	
SCUDO I 1.9 TD Eco	DHX, RFN	02/96 → 12/06	
SCUDO I 2.0	RFN, RFN	09/99 → 12/06	
SCUDO I 2.0 16V	RFN, RHX	06/00 → 12/06	
SCUDO I 2.0 JTD	RHX, RHX(DW10UTED4)	12/02 → 12/06	
SCUDO I 2.0 JTD 16V	RHX(DW10UTED4), D8B	05/99 → 12/06	
ULYSSE I 1.8	LFW	05/97 → 08/02	
ULYSSE I 1.9 TD	D8B, RFN(EW10J4)	11/94 → 08/98	
ULYSSE I 2.0	RFU(XU10J2C)	06/94 → 08/02	
ULYSSE I 2.0 16V	RFN(EW10J4), LFX(XU7JB)	09/00 → 08/02	
ULYSSE I 2.0 JTD	RHZ	10/99 → 08/02	
ULYSSE I 2.0 JTD 16V	RHW(DW10ATED4)	05/99 → 08/02	
ULYSSE I 2.0 Turbo	RGX(XU10J2CTE)	06/94 → 08/02	
ULYSSE I 2.1 TD	P8C	03/96 → 10/99	

PEUGEOT			
406 1.6	BFZ(XU5JP)	11/95 → 05/04	
406 1.8	LFZ(XU7JB), 6FZ(EW7J4)	10/96 → 03/99	
406 1.8 16V	6FZ(EW7J4), DHX(XUD9TE)	10/00 → 10/04	
406 1.9 D	DHW(XUD9SD)	10/96 → 10/04	
406 1.9 TD	DHX(XUD9TE), EW10J4	01/96 → 10/04	
406 2.0 16V	EW10J4, DW10ATED	08/00 → 12/04	
406 2.0 16V HPI	RLZ(EW10D)	05/01 → 10/04	
406 2.0 HDI 110	DW10ATED, RGX(XU10J2TE)	08/01 → 10/04	
406 2.0 HDI 90	RHY(DW10TD)	02/99 → 10/04	
406 2.0 Turbo	RGX(XU10J2TE), P8C(XUD11BTE)	04/96 → 10/04	
406 2.1 TD 12V	P8C(XUD11BTE), XFZ(E59J4)	01/96 → 10/04	
406 2.2	3FZ(EW12J4)	07/00 → 12/04	
406 2.2 HDi	4HX(DW12TED4/FAP)	03/00 → 12/04	
406 3.0 24V	XFZ(E59J4), DW10ATED	10/96 → 10/04	
406 3.0 V6	XFZ(E59J4S)	03/00 → 12/04	
406 3.0 V6 24V	XFZ(E59J4)	03/97 → 12/04	
607 2.0	RFN(EW10J4)	02/00 → 08/05	
607 2.0 HDi	DW10ATED, XFZ(E59J4S)	05/00 → 09/05	
607 2.2 16V	3FZ(EW12J4)	02/00 → 08/05	
607 2.2 HDi	4HX(DW12TED4/FAP)	02/00 → 02/06	
607 3.0 V6 24V	XFZ(E59J4S), DHX(XUD9TE)	02/00 → 07/11	
806 1.8	XU7JP	07/95 → 08/02	
806 1.9 TD	DHX(XUD9TE), RFN(EW10J4)	07/95 → 08/02	
806 2.0 16V	RFN(EW10J4), DW10ATED4	09/00 → 08/02	
806 2.0 HDI	RHZ(DW10ATED)	08/99 → 08/02	
806 2.0 HDI 16V	DW10ATED4, WJY(DW8B)	08/99 → 08/02	
806 2.0 Turbo	RGX(XU10J2TE)	06/94 → 08/02	
806 2.1 td 12V	P8C(XUD11BTE)	06/96 → 08/99	
EXPERT I 1.9 D	WJY(DW8B), WJY(DW8B)	06/98 → 12/06	
EXPERT I 1.9 D 70	WJY(DW8B), D8B(XUD9TE)	12/98 → 12/06	
EXPERT I 1.9 TD	D8B(XUD9TE), DW10ATED	02/96 → 05/98	
EXPERT I 2.0	RFN(EW10J4)	07/00 → 12/06	
EXPERT I 2.0 HDI	DW10ATED, J6A	07/00 → 12/06	
EXPERT I 2.0 HDI 16V	RHW(DW10ATED4)	07/00 → 12/06	

7.1188



1

BRAKE/CLUTCH PEDAL SWITCHES

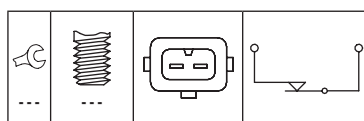

Adatt./Suitable:

FORD
6 992 957
95F8-7C534-AA

NEW - ITEM NOW AVAILABLE FROM PRODUCTION

- NUOVO - ARTICOLO ORA DISPONIBILE PER LA VENDITA
- NOUVEAU - ARTICLE DISPONIBLE EN PRODUCTION COURANTE
- NEU - JETZT ZUM VERKAUF VERFÜGBARER ARTIKEL
- NUEVO - ARTICULO AHORA DISPONIBLE EN PRODUCCION

MARKET DIFFUSION: MEDIUM



FORD

ESCORT-NOMADE 1.6	ZH16L1E, DHA	01/95 → 04/00
ESCORT-NOMADE 1.8	ZH18NRDA	01/95 → 04/00
ESCORT-NOMADE 1.8 TDi	D18TIRFK	01/95 → 04/00
ESCORT IV 1.3	J6A, F4B	01/95 → 08/97
ESCORT IV 1.4	F4B, L1E	07/90 → 08/00
ESCORT IV 1.6 16V	L1E, RTE	10/98 → 07/00
ESCORT IV 1.8 D	RTE, RFD	01/95 → 08/00
ESCORT IV 1.8 TD	RFD, F4B	01/95 → 08/00
ESCORT IV 1.8 Turbo D	RVA	12/95 → 06/01
ESCORT V 1.4	F4B, BL13H-JBE	07/90 → 01/95
ESCORT V 1.4 i	F4B	07/93 → 01/95
ESCORT V 1.6	LUJ	07/90 → 08/92
ESCORT V 1.8 D	D18NARTH	09/92 → 01/95
ESCORT VI 1.3	BL13H-JBE, F4B	01/95 → 02/99
ESCORT VI 1.4	F4B, L1E	01/95 → 12/99
ESCORT VI 1.6 16V	L1E, L1E	01/95 → 07/00
ESCORT VI 1.6 16V 4x4	L1E	01/95 → 10/98
ESCORT VI 1.6 16V XR3i	L1E, L1E	02/95 → 09/99
ESCORT VI 1.6 i 16V	L1E, RDA	01/95 → 02/99
ESCORT VI 1.8 16V	RDA, RDA	01/95 → 02/99
ESCORT VI 1.8 16V XR3i	RDA, RTE	02/95 → 08/98
ESCORT VI 1.8 D	RTE, RFD	01/95 → 02/99
ESCORT VI 1.8 TD	RFD, ZH16L1E	01/95 → 07/00
ESCORT VI 1.8 Turbo D	RVA	12/95 → 08/99
ESCORT VI 2.0 RS	N7A	01/95 → 12/97
ESCORT VI RS 2000	N7A	02/95 → 02/98
ESCORT VI RS Cosworth 4x4	N5F	02/95 → 10/98
FIESTA IV 1.0 i	ZH10JRB	02/97 → 09/99
FIESTA IV 1.25 i 16V	DHA, J4C	08/95 → 01/02
FIESTA IV 1.3	J4C, J4C	02/96 → 08/03
FIESTA IV 1.3 i	J4C, FHA	08/95 → 01/02
FIESTA IV 1.4 i 16V	FHA, L1T	04/96 → 01/02
FIESTA IV 1.6 16V Sport	L1T, RTJ	02/00 → 01/02
FIESTA IV 1.8 D	RTJ, RTN	08/95 → 04/02
FIESTA IV 1.8 DI	RTN, RTJ	04/00 → 08/03
FIESTA IV D 1.8	RTJ, RTN	05/98 → 04/02
FIESTA IV TD 1.8	RTN, A9A	03/00 → 08/03
IKON 1.3 EFI	--	01/00 →
IKON 1.3 Rocam	--	10/00 →
IKON 1.6 EFI Rocam	--	11/99 →
IKON 1.8 D	--	01/00 →
KA I 1.3	A9A, A9A	09/02 → 03/04
KA I 1.3 i	A9A, CCA	05/02 → 11/08
KA I 1.6 i	CCA, FHD	02/01 → 11/08
ORION II 1.3	J6A	07/90 → 12/93
ORION II 1.4	F6F	07/90 → 12/93
PUMA 1.4 16V	FHD, MHA	11/97 → 10/00
PUMA 1.6 16V	L1W	08/00 → 06/02
PUMA 1.7 16V	MHA, CDRA	03/97 → 06/02
PUMA Racing ST 160	MHA	06/99 → 06/02
STREET KA 1.6	CDRA, 6FZ(EW7J4)	05/03 → 07/05

FORD (BR)

FIESTA 1.0i	ZL10	07/99 →
-------------	------	---------

FORD (BR)

FIESTA 1.6i	ZL16	07/99 →
-------------	------	---------

7.1191

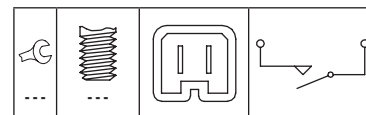



1

BRAKE/CLUTCH PEDAL SWITCHES

Adatt./Suitable:

PEUGEOT
1628 7P



PEUGEOT

406 1.6	BFZ(XU5JP)	11/95 → 05/04
406 1.8	LFZ(XU7JB)	05/97 → 10/04
406 1.8 16V	6FZ(EW7J4), DHX(XUD9TE)	10/00 → 10/04
406 1.9 D	DHW(XUD9SD)	10/96 → 10/04
406 1.9 TD	DHX(XUD9TE), EW10J4	01/96 → 10/04
406 2.0 16V	EW10J4, RHS(DW10ATED)	08/00 → 12/04
406 2.0 16V HPI	RLZ(EW10D)	05/01 → 10/04
406 2.0 HDI 110	RHS(DW10ATED), XFZ(E59J4)	08/01 → 10/04
406 2.0 HDI 90	RHY(DW10TD)	02/99 → 10/04
406 2.0 Turbo	RGX(XU10J2TE)	04/96 → 10/04
406 2.1 TD 12V	P8C(XUD11BTE)	01/96 → 10/04
406 2.2	3FZ(EW12J4)	07/00 → 12/04
406 2.2 HDi	4HX(DW12TED4/FAP)	03/00 → 12/04
406 3.0 24V	XFZ(E59J4), RHX(DW10UTED4)	10/96 → 10/04
406 3.0 V6	XFZ(E59J4S)	03/00 → 12/04
406 3.0 V6 24V	XFZ(E59J4)	03/97 → 12/04

7.1192



1

BRAKE/CLUTCH PEDAL SWITCHES

Adatt./Suitable:

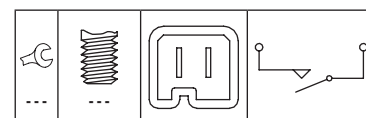

CITROËN
4534 28

FIAT
9639888380

LANCIA
9639888380

PEUGEOT
4534 28

MARKET DIFFUSION: HIGH



CITROËN

C8 2.0	RFN(EW10J4)	07/02 →
C8 2.0 16V	RFJ(EW10A)	09/05 →
C8 2.0 HDi	RHX(DW10UTED4), RHD(DW10CB)	07/02 →
C8 2.0 HDi 135	RHD(DW10CB), RHE(DW10CTED4)	03/06 →
C8 2.0 HDi 165	RHE(DW10CTED4), 4HP(DW12BTE4)	03/06 →
C8 2.2	3FZ(EW12J4)	07/02 →

CITROËN		
C8 2.2 HDi	4HP(DW12BTE4), DV6DUM	07/02 →
DISPATCH 1.6 HDi	DV6UTED4	06/07 →
DISPATCH 2.0 HDi	DW10UTED4	06/07 →
EVASION 2.0 HDi	RHZ(DW10ATED)	08/99 → 07/02
EVASION 2.0 HDi 16V	RHW(DW10ATED4)	09/99 → 07/02
JUMPY I 1.6 HDi	DV6DUM, DW10ATED	06/07 → 03/16
JUMPY I 2.0 HDi	DW10UTED4	06/07 → 03/16
JUMPY I 2.0 HDi 110	DW10ATED, DW10BTED	03/00 → 10/06
JUMPY I 2.0 HDi 110 16V	RHW(DW10ATED4)	12/03 → 10/06
JUMPY I 2.0 HDi 95	DW10BTED, 9HU(DV6GUTED4)	10/99 → 10/06
JUMPY II 1.6 HDi 90	DV6DU	01/07 →
JUMPY II 1.6 HDi 90 16V	9HU(DV6GUTED4), 9HH(DV6DUM)	01/07 →
JUMPY II 1.6 HDi 90 8V	9HH(DV6DUM), DW10UTED4	01/07 →
JUMPY II 2.0 HDi 120	DW10UTED4, AHZ(DW10CD)	01/07 →
JUMPY II 2.0 HDi 120 4x4	RHK(DW10UTED4)	01/10 →
JUMPY II 2.0 HDi 125	AHZ(DW10CD), DW10CTED4	07/11 →
JUMPY II 2.0 HDi 125 4x4	AHZ(DW10CD)	07/11 →
JUMPY II 2.0 HDi 140	RHR(DW10BTED4)	01/07 →
JUMPY II 2.0 HDi 165	DW10CTED4, AHY(DW10CE)	07/10 →
JUMPY II 2.0 HDi 95	AHY(DW10CE), D8B	07/11 →
JUMPY II 2.0 i	RFH(EW10A)	01/07 →

FIAT

SCUDO I 1.9 TD	D8B, 9H07	02/96 → 12/06
SCUDO I 2.0 JTD	RHZ	12/99 → 12/06
SCUDO II 1.6 D Multijet	9H07, DW10BTED4	01/07 →
SCUDO II 2.0 D Multijet	DW10BTED4, RFN	01/07 →
SCUDO II 2.0 D Multijet 4x4	RH02	04/11 →
ULYSSE II 2.0	RFN, RHK	08/02 → 06/11
ULYSSE II 2.0 D Multijet	RHK, RHM	05/06 → 06/11
ULYSSE II 2.0 JTD	RHM, 4H01	08/02 → 08/06
ULYSSE II 2.2 D Multijet	4H01, 4HP	10/07 →
ULYSSE II 2.2 JTD	4HP, RFN	08/02 → 03/10

LANCIA

PHEDRA 2.0	RFN, RHR	09/02 → 11/10
PHEDRA 2.0 D Multijet	RHR, RHK	07/06 → 11/10
PHEDRA 2.0 JTD	RHK, 4H01	09/02 → 11/10
PHEDRA 2.2 D Multijet	4HS	03/08 → 11/10
PHEDRA 2.2 JTD	4H01, HFX(TU1JP)	09/02 →

PEUGEOT

206 1.0 i 16V	D4D	06/01 → 12/05
206 1.1	HFX(TU1JP)	08/98 →
206 1.1 i	HFX(TU1JP), KFU(TU3A)	09/98 →
206 1.4	KFU(TU3A), 8HX(DV4TD)	07/02 →
206 1.4 16V	KFU(ET3J4)	10/03 →
206 1.4 BiFuel [ExtraEU]	TU3JP	07/02 → 02/07
206 1.4 HDi	8HX(DV4TD), 8HX(DV4TD)	09/01 →
206 1.4 HDi eco 70	8HX(DV4TD), K6C(TU3JP)	09/01 →
206 1.4 i	K6C(TU3JP), N6A(TU5JP4)	04/05 →
206 1.4 LPG	TU3JP	05/06 → 09/07
206 1.6	NFU(TU5JP4)	09/98 → 12/08
206 1.6 16V	N6A(TU5JP4), 9HY(DV6TED4)	09/00 →
206 1.6 HDi 110	9HY(DV6TED4), DW8	05/04 →
206 1.6 LPG	NFU(TU5JP4)	07/02 →
206 1.9	DW8, DW8	08/98 → 03/04
206 1.9 D	DW8, HFX(TU1A)	09/98 → 05/07
206 2.0 16V	RFN(EW10J4)	07/02 → 02/07
206 2.0 HDi	RHY(DW10TD)	07/02 →
206 2.0 HDi 90	RHY(DW10TD)	12/99 →
206 2.0 RC	RFK(EW10J4S)	07/03 →
206 2.0 S16	RFN(EW10J4)	06/99 →
206+ 1.1	HFX(TU1A), 8HX(DV4TD)	01/09 →
206+ 1.1 LPG	TU1A	04/09 → 06/13
206+ 1.4 HDi	DV4C	06/10 →
206+ 1.4 HDi eco 70	8HX(DV4TD), K6D(TU3A)	01/09 →
206+ 1.4 i	K6D(TU3A), DW10ATED	01/09 →
406 2.0 HDi 90	RHY(DW10TD)	02/99 → 10/04
406 2.2	3FZ(EW12J4)	07/00 → 12/04
406 2.2 HDi	4HX(DW12TED4/FAP)	03/00 → 12/04
406 3.0 V6	XFJ(E59J4S)	03/00 → 12/04
607 2.0	RFN(EW10J4)	02/00 → 08/05
607 2.0 HDi	DW10ATED, 3FY(EW12J4)	05/00 → 07/11
607 2.0 HDi 110 FAP	RHS(DW10ATED)	12/04 →
607 2.0 HDi 135	RHL(DW10BTED4)	09/05 →
607 2.2 16V	3FY(EW12J4), 4HP(DW12BTED4)	02/00 → 06/10
607 2.2 HDi	4HP(DW12BTED4), XFX(E59J4S)	02/00 →
607 3.0 V6 24V	XFJ(E59J4S), DW10ATED4	02/00 → 07/11
806 2.0 HDi 16V	DW10ATED4, DW10CBDTR/FAP	08/99 → 08/02
807 2.0	RFN(EW10J4)	06/02 →
807 2.0 16V	RFJ(EW10A)	09/05 →
807 2.0 HDi	DW10CBDTR/FAP, 4HT(DW12BTED4)	02/06 →

PEUGEOT

807 2.2	3FZ(EW12J4)	06/02 →
807 2.2 HDi	4HT(DW12BTED4), RHW(DW10ATED4)	06/02 →
EXPERT I 2.0 HDi	RHW(DW10ATED4), 9HH(DV6DUM)	07/00 → 12/06
EXPERT I 2.0 HDi 16V	RHW(DW10ATED4)	07/00 → 12/06
EXPERT II 1.6 HDi 90 16V	9HU(DV6GUTED4)	01/07 →
EXPERT II 1.6 HDi 90 8V	9HH(DV6DUM), RFH(EW10A)	01/07 →
EXPERT II 2.0 16V	RFH(EW10A), RHG(DW10UTED4/FAP)	01/07 →
EXPERT II 2.0 HDi 120	RHG(DW10UTED4/FAP), AHZ(DW10CD)	01/07 →
EXPERT II 2.0 HDi 120 4x4	RHK(DW10UTED4)	01/10 →
EXPERT II 2.0 HDi 130	AHZ(DW10CD), 9HH(DV6DUM)	03/11 →
EXPERT II 2.0 HDi 130 4x4	AHZ(DW10CD)	01/12 →
EXPERT II 2.0 HDi 140	RHR(DW10BTED4)	01/07 →
EXPERT II 2.0 HDi 165	RHH(DW10CTED4)	09/09 →
EXPERT II TEPEE 1.6 HDi 90 16V	9HU(DV6GUTED4)	01/07 →
EXPERT II TEPEE 1.6 HDi 90 8V	9HH(DV6DUM), RFH(EW10A)	01/07 →
EXPERT II TEPEE 2.0 16V	RFH(EW10A), AHZ(DW10CD)	01/07 →
EXPERT II TEPEE 2.0 HDi 100	AHY(DW10CE)	03/11 →
EXPERT II TEPEE 2.0 HDi 120	RHK(DW10UTED4)	01/07 →
EXPERT II TEPEE 2.0 HDi 120 4x4	RHK(DW10UTED4)	01/07 →
EXPERT II TEPEE 2.0 HDi 130	AHZ(DW10CD), DW10CTED4	03/11 →
EXPERT II TEPEE 2.0 HDi 130 4x4	AHZ(DW10CD)	03/11 →
EXPERT II TEPEE 2.0 HDi 140	RHR(DW10BTED4)	01/07 →
EXPERT II TEPEE 2.0 HDi 165	DW10CTED4, HDZ(TU1M)	09/09 →

7.1194



3

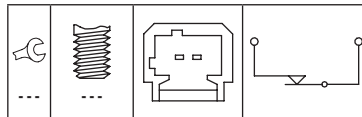
BRAKE/CLUTCH PEDAL SWITCHES

Adatt./Suitable:

CITROËN
4534 44
96 346 679 80

PEUGEOT
4534 44

MARKET DIFFUSION: HIGH



CITROËN

BERLINGO I 1.1 i	HDZ(TU1M), 8HX(DV4TD)	07/96 → 05/08
BERLINGO I 1.4	TU3JP	11/02 → 10/05
BERLINGO I 1.4 bivalent	TU3JPCNG	11/02 → 12/11
BERLINGO I 1.6 16V	TU5JP4	10/00 → 03/08
BERLINGO I 1.6 HDi 75	DV6BTED4	07/05 → 12/11
BERLINGO I 1.6 HDi 90	DV6ATED4	07/05 → 12/11
BERLINGO I 1.9 D	WJY(DW8B)	07/98 → 10/05
BERLINGO I 1.9 D 4WD	WJY(DW8B)	07/98 → 10/05
BERLINGO I 1.9 D 70	WJY(DW8B)	04/99 → 12/11
BERLINGO I 1.9 D 70 4WD	WJY(DW8B)	07/98 → 03/06
BERLINGO I 2.0 HDi	DW10TD	08/99 → 10/05
BERLINGO I 2.0 HDi 90	DW10TD	12/99 → 12/11
BERLINGO I Electric	--	01/98 → 12/05
BERLINGO I électrique	--	01/00 → 10/02
XSARA 1.4	TU3JP	05/98 → 03/05
XSARA 1.4 HDi	8HX(DV4TD), KFU(TU3JP)	01/03 →
XSARA 1.4 i	KFW(TU3JP), NFU(TU5JP4)	04/97 → 08/05
XSARA 1.6 16V	NFU(TU5JP4), DW8	09/00 → 08/05
XSARA 1.9 D	DW8, EW10J4	07/98 → 08/05
XSARA 2.0	XU10J4RS	06/97 → 10/04
XSARA 2.0 16V	EW10J4, DW10ATED	09/00 → 08/05
XSARA 2.0 HDi	DW10TD	09/00 → 03/05
XSARA 2.0 HDi 109	DW10ATED, DW10TD	05/01 → 08/05
XSARA 2.0 HDi 90	DW10TD, HFX(TU1JP)	02/99 → 08/05
XSARA 2.0 i 16V	RFS(XU10J4RS)	02/98 → 03/05

PEUGEOT

206 1.1	HFX(TU1JP), HFX(TU1JP)	08/98 →
206 1.1 i	HFX(TU1JP), KFU(TU3A)	09/98 →

PEUGEOT

206 1.4	KFU(TU3A), 8HX(DV4TD)	08/98 →
206 1.4 16V	ET3J4	10/03 →
206 1.4 BiFuel [ExtraEU]	TU3JP	07/02 → 02/07
206 1.4 HDi	8HX(DV4TD), 8HX(DV4TD)	09/01 →
206 1.4 HDi eco 70	8HX(DV4TD), K6C(TU3JP)	09/01 →
206 1.4 i	K6C(TU3JP), N6A(TU5JP4)	04/05 →
206 1.6	NFU(TU5JP4)	09/98 → 12/08
206 1.6 16V	N6A(TU5JP4), 9HY(DV6TED4)	09/00 →
206 1.6 BiFuel	TU5JP4	07/00 → 04/09
206 1.6 HDi 110	9HY(DV6TED4), DW8	05/04 →
206 1.6 LPG	NFU(TU5JP4)	07/02 →
206 1.9	DW8, DW8	08/98 → 03/04
206 1.9 D	DW8, EW10J4	09/98 → 05/07
206 2.0 16V	EW10J4, DW10TD	07/02 → 02/07
206 2.0 HDi	DW10TD, DW10TD	07/02 →
206 2.0 HDi 90	DW10TD, EW10J4	12/99 →
206 2.0 S16	EW10J4, HFX(TU1A)	06/99 →
206+ 1.1	HFX(TU1A), 8HX(DV4TD)	01/09 →
206+ 1.1 LPG	TU1A	04/09 → 06/13
206+ 1.4 HDi	DV4C	06/10 →
206+ 1.4 HDi eco 70	8HX(DV4TD), K6D(TU3A)	01/09 →
206+ 1.4 i	K6D(TU3A), HDY(TU1M)	01/09 →
206+ 1.6 16V	NFU(TU5JP4)	07/10 →
PARTNER I 1.1	HDY(TU1M), DW8	06/96 →
PARTNER I 1.6	NFU(TU5JP4)	09/00 → 10/02
PARTNER I 1.6 16V	NFU(TU5JP4)	07/01 → 03/08
PARTNER I 1.6 Flexfuel	NFU(TU5JP4)	09/00 → 10/02
PARTNER I 1.9 D	DW8, 4A90	06/96 → 12/15
PARTNER I 1.9 D 4x4	WJY(DW8B)	04/04 → 11/07
PARTNER I Electric	--	04/96 → 12/02
PARTNER II 1.9 HDi	DW8B	08/08 →
RANCH 1.1	HFX(TU1JP)	06/96 →
RANCH 1.9 D	WJY(DW8B)	06/96 →
RANCH 1.9 D 4x4	WJY(DW8B)	04/04 →
RANCH Electric	SA18	01/98 →

7.1195



3

BRAKE/CLUTCH PEDAL SWITCHES

Adatt./Suitable:

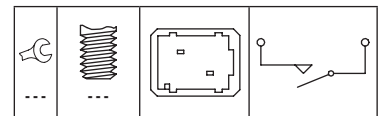
MITSUBISHI
MR-977585

NISSAN
25320-00QAD

RENAULT
77 00 434 561
82 00 110 895

SMART
A 454 545 03 14

MARKET DIFFUSION: HIGH



MITSUBISHI

COLT VI 1.1	3A91	10/04 → 06/12
COLT VI 1.1 LPG	3A91	10/04 → 06/12
COLT VI 1.3	4A90, 4A91	06/04 →
COLT VI 1.3 4WD	4A90	08/04 →
COLT VI 1.3 Flexfuel	4A90	10/08 → 06/12
COLT VI 1.3 LPG	4A90	06/04 → 06/12
COLT VI 1.5	4A91, 4G15DOHC	06/04 →
COLT VI 1.5 4WD	4A91	08/04 →
COLT VI 1.5 CZT	4G15DOHC, 605960	03/05 → 06/12
COLT VI 1.5 DID	605910	08/04 → 06/12
COLT VI 1.5 DI-D	605960, 4G15DOHC	08/04 → 06/12
COLT VI 1.5 Ralliart R	4G15DOHC, 4G15DOHC	02/10 → 06/12
COLT VI 1.5 Turbo	4G15DOHC, D7F726	05/06 → 06/12

NISSAN

KUBISTAR 1.2	D7F726, D4F712	08/03 →
KUBISTAR 1.2 16V	D4F712, K9K702	04/06 →
KUBISTAR 1.2 LPG	D7F764	10/03 → 08/05
KUBISTAR 1.5 dCi	K9K702, K4M750	08/03 →
KUBISTAR 1.5 dCi 70	K9K700	09/05 → 10/09
KUBISTAR 1.5 dCi 85	K9K276	04/06 → 10/09
KUBISTAR 1.6 16V	K4M750, K9K716	08/03 →

NISSAN			
KUBISTAR dCi 85	K9K716, D7F720	04/06 → 10/09	
RENAULT			
CLIO II 1.2	D7F720, D4F706	09/98 →	
CLIO II 1.2 16V	D4F706, D7F722	06/01 →	
CLIO II 1.2 BiFuel	D7F722	03/98 → 10/01	
CLIO II 1.2 LPG	D7F722, E7J634	09/98 → 06/09	
CLIO II 1.4	E7J634, K4J710	03/98 → 02/09	
CLIO II 1.4 16V	K4J710, K9K700	08/00 →	
CLIO II 1.5 dCi	K9K700, K4M708	06/01 →	
CLIO II 1.6	K4M708, K4M742	07/00 →	
CLIO II 1.6 [ExtraEU]	K4M736	01/04 → 12/08	
CLIO II 1.6 Hi-Flex	K4M742, F8Q630	04/04 → 02/10	
CLIO II 1.6i	K4M736	11/04 →	
CLIO II 1.9	F8Q630	09/98 → 05/01	
CLIO II 1.9 D	F8Q630, F9Q780	02/00 →	
CLIO II 1.9 DTi	F9Q780, F4R730	12/99 → 05/05	
CLIO II 2.0 16V	F4R732	06/01 →	
CLIO II 2.0 16V Sport	F4R730, F4R790	02/00 →	
CLIO III 1.2	D7F726	11/05 → 08/09	
CLIO III 1.2 16V	D4F706	06/05 →	
ESPACE IV 1.9 dCi	F9Q820	11/02 →	
ESPACE IV 2.0	F4R790, M9R740	11/02 →	
ESPACE IV 2.0 dCi	M9R740, F4R794	01/06 →	
ESPACE IV 2.0 Turbo	F4R794, F4R770	11/02 →	
ESPACE IV 2.2 dCi	G9T742	11/02 →	
GRAND SCÉNIC II 2.0	F4R770, D4D700	04/04 →	
KANGOO I 1.0	D4D700, D4D700	09/98 →	
KANGOO I 1.0 16V	D4D700, D4F712	03/98 →	
KANGOO I 1.2	D4F712, D4F712	08/97 →	
KANGOO I 1.2 16V	D4F712, D7F710	06/01 →	
KANGOO I 1.2 BiFuel	D7F710, E7J634	06/97 → 06/03	
KANGOO I 1.4	E7J634, K9K700	08/97 →	
KANGOO I 1.5 dCi	K9K700, K4M730	02/01 →	
KANGOO I 1.6	K4M730, K4M708	09/01 →	
KANGOO I 1.6 [ExtraEU]	K4M708, K4M708	06/01 → 03/09	
KANGOO I 1.6 16V	K4M708, K4M708	06/01 →	
KANGOO I 1.6 16V 4x4	K4M708, F8Q630	02/01 →	
KANGOO I 1.6 16V bivalent	K4M850CNG	06/05 →	
KANGOO I 1.6 BiFuel	K4M750	06/05 → 06/08	
KANGOO I 1.6 Hi-Flex	K4M850	02/08 →	
KANGOO I 1.9	F8Q630, F9Q782	06/97 → 12/06	
KANGOO I 1.9 D	F8Q632	09/99 → 06/03	
KANGOO I 1.9 dCi	F9Q782, F9Q782	07/03 →	
KANGOO I 1.9 dCi 4x4	F9Q782, F9Q780	10/01 →	
KANGOO I 1.9 dTi	F9Q780, F8Q630	02/00 →	
KANGOO I 1.9 RXED	F8Q630, F8Q630	09/99 → 06/01	
KANGOO I D 55 1.9	F8Q662	08/97 →	
KANGOO I D 65 1.9	F8Q630, 5DC700	08/97 →	
KANGOO I Elect road RE	5DC700, F9Q710	01/02 → 12/04	
KANGOO I Electrique	5E700	03/98 →	
LAGUNA I 1.6 16V	K4M724	11/97 → 03/01	
LAGUNA I 1.9 dCi	F9Q718	09/99 → 03/01	
LAGUNA I 1.9 dTi	F9Q710, G8T790	10/97 → 03/01	
LAGUNA I 2.0	F3R723	11/93 → 03/01	
LAGUNA I 2.2 D	G8T790, K4M710	11/93 → 03/01	
LAGUNA II 1.6 16V	K4M710, F4P770	03/01 →	
LAGUNA II 1.6 LPG	K4M714	03/01 → 05/05	
LAGUNA II 1.8 16V	F4P770, F9Q650	03/01 →	
LAGUNA II 1.9 dCi	F9Q650, F4R712	03/01 →	
LAGUNA II 2.0 16V	F4R712, F5R700	08/02 → 12/07	
LAGUNA II 2.0 16V IDE	F5R700, F4R764	04/01 → 09/07	
LAGUNA II 2.0 16V Turbo	F4R764, M9R740	01/03 → 08/05	
LAGUNA II 2.0 dCi	M9R740, G9T600	08/05 → 12/07	
LAGUNA II 2.2 dCi	G9T600, L7X731	03/01 →	
LAGUNA II 3.0 V6 24V	L7X731, K4M704	03/01 →	
MEGANE I 1.6 Bifuel	K4M704, K4M704	10/96 → 07/03	
MEGANE I 1.6 LPG	K4M704, F9Q730	10/00 → 03/99	
MEGANE I 1.9 dTi	F9Q730, F4R746	02/01 → 08/03	
MEGANE I 2.0 16V	F4R746	01/02 → 08/03	
MEGANE I 2.0 16V IDE	F4R746, F3R791	11/99 → 08/03	
MEGANE I 2.0 i	F3R791, K4M704	03/99 → 08/03	
MEGANE II 2.0	F4R770	12/06 → 01/11	
SCÉNIC I 1.6 BiFuel	K4M704, F9Q732	03/01 → 08/03	
SCÉNIC I 1.9 dCi RX4	F9Q732, F4R740	11/00 → 08/03	
SCÉNIC I 2.0 16V	F4R740, F4R770	07/00 → 08/03	
SCÉNIC I 2.0 16V RX4	F4R744	06/00 → 08/03	
SCÉNIC II 2.0	F4R770, K4J712	06/03 →	
THALIA I 1.4	K7J700	08/00 →	
THALIA I 1.4 16V	K4J712, K9K700	08/00 →	
THALIA I 1.5 dCi	K9K700, 8140.435	06/01 →	
THALIA I 1.6	K7M746	03/98 →	
THALIA I 1.9 D	F8Q630	02/98 → 05/01	
SMART			
FORFOUR 1.5 CDI	0M639.939	09/04 → 06/06	

7.1196



3,5

BRAKE/CLUTCH PEDAL SWITCHES

Adatt./Suitable:

ALFA ROMEO

60668847

CITROËN

4534 43

FIAT

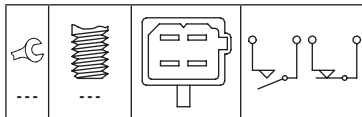
60668847

LANCIA

60668847

PEUGEOT

4534 43



CITROËN

JUMPER I 2.8 D	8140.63(F28D)	01/99 → 02/02
JUMPER I 2.8 HDi	8140.435, 8140.435	09/00 → 04/02
JUMPER I 2.8 HDi 4x4	8140.435	09/00 → 04/02
JUMPER I 2.8 TD	8140.43	10/99 → 04/02

FIAT

DUCATO II 2.8 JTD	8140.435, 841C.000	11/00 →
DUCATO II 2.8 JTD 4x4	8140.435	11/00 → 04/02

LANCIA

THESIS 2.0 Turbo	841E.000	07/02 → 07/09
THESIS 2.4	841D.000	07/02 → 07/09
THESIS 2.4 JTD	841C.000, D9B(XUD9A)	07/02 →

PEUGEOT

BOXER I 1.9 D	D9B(XUD9A), D8C(XUD9UTF)	03/94 → 04/02
BOXER I 1.9 DT 4x4	XUD9TE	03/96 → 09/98
BOXER I 1.9 TD	D8C(XUD9UTF), 8140.67	03/94 → 04/02
BOXER I 1.9 TD 4x4	D8C(XUD9UTF)	07/96 → 04/02
BOXER I 2.0	R5B(XU102C)	02/94 → 02/02
BOXER I 2.0 4x4	--	03/96 → 09/98
BOXER I 2.0 HDi	RHV(DW10UTD)	08/01 → 04/02
BOXER I 2.0 i	RFW(XU102)	03/94 → 04/02
BOXER I 2.0 i 4x4	RFW(XU102)	08/96 → 04/02
BOXER I 2.5 D	8140.67, T8A(DJ5T)	03/94 → 04/02
BOXER I 2.5 D 4x4	T9A(DJ5)	07/96 → 04/02
BOXER I 2.5 TD	T8A(DJ5T), 8140.435(F28DTCR)	03/94 → 04/02
BOXER I 2.5 TD 4x4	T8A(DJ5T)	07/96 → 04/02
BOXER I 2.5 TDI	THX(DJ5TED)	01/97 → 04/02
BOXER I 2.5 TDI 4x4	THX(DJ5TED)	01/97 → 04/02
BOXER I 2.8 D	8140.63(F28D)	01/99 → 02/02
BOXER I 2.8 DTiC	8140.43(F28DT)	10/97 → 09/00
BOXER I 2.8 HDi	8140.435(F28DTCR), 8140.435(F28DTCR)	10/00 → 04/02
BOXER I 2.8 HDi 4x4	8140.435(F28DTCR), K6D(TU3A)	10/00 → 04/02
BOXER I 2.8 HDi Trazione integrale	8140.435(F28DTCR)	10/00 → 11/01
BOXER I 2.8 TD	8140.23	10/99 → 04/02

7.1197



3

BRAKE/CLUTCH PEDAL SWITCHES

Adatt./Suitable:

CITROËN

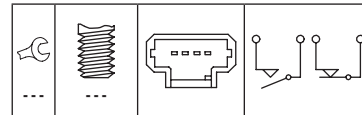
4534 40

96 434 788 80

PEUGEOT

4534 40

MARKET DIFFUSION: HIGH



CITROËN

BERLINGO I 1.4	K6D(TU3A), KFW(TU3JP)	11/02 →
BERLINGO I 1.4 bivalent	KFW(TU3JP), KFW(TU3JP)	11/02 → 12/11
BERLINGO I 1.4 CNG	KFW(TU3JP)	11/02 → 03/08
BERLINGO I 1.4 GNC	KFW(TU3JP)	11/02 →
BERLINGO I 1.4 Hybrid	KFW(TU3JP)	05/05 →
BERLINGO I 1.4 i	KFW(TU3JP), NFU(TU5JP4)	07/96 → 12/11
BERLINGO I 1.4 i bivalent	KFW(TU3JP)	04/03 → 10/08
BERLINGO I 1.6 16V	NFU(TU5JP4), DV6B	10/00 → 12/11
BERLINGO I 1.6 HDI 75	DV6B, 9HX(DV6ATED4)	07/05 → 12/11
BERLINGO I 1.6 HDI 90	9HX(DV6ATED4), HFX(TU1A)	07/05 → 12/11
BERLINGO I 2.0 HDi 4x4	RHY(DW10TD)	11/02 → 10/05
BERLINGO I 2.0 HDI 90	RHY(DW10TD)	12/99 → 12/11
BERLINGO I 2.0 HDI 90 4WD	RHY(DW10TD)	11/00 → 10/05
BERLINGO II 0.0 Electric	MD200175	01/11 → 12/11
BERLINGO II 1.6 HDi	DV6BTE4	06/08 → 12/11
C2 1.1	HFX(TU1A), KFW(TU3JP)	09/03 →
C2 1.4	KFV(TU3JP), 8HX(DV4TD)	09/03 →
C2 1.4 16V	KFU(ET3J4)	06/06 →
C2 1.4 HDi	8HX(DV4TD), NFU(TU5JP4)	09/03 →
C2 1.6	NFU(TU5JP4), NFS(TU5JP4S)	09/03 →
C2 1.6 HDi	9HZ(DV6TED4)	09/05 →
C2 1.6 VTS	NFS(TU5JP4S), HFX(TU1JP)	01/05 →
C3 I 1.1 i	HFX(TU1JP), ET3J4	02/02 →
C3 I 1.1 LPG	TU1A	06/06 → 12/09
C3 I 1.4 16V	ET3J4, 8HY(DV4TED4)	12/03 →
C3 I 1.4 16V HDi	8HY(DV4TED4), 8HX(DV4TD)	02/02 →
C3 I 1.4 HDi	8HX(DV4TD), KFV(TU3JP)	02/02 →
C3 I 1.4 i	KFV(TU3JP), KFV(TU3JP)	02/02 →
C3 I 1.4 i Bivalent	KFV(TU3JP), N6A(TU5JP4)	02/02 →
C3 I 1.6 16V	N6A(TU5JP4), KFV(TU3A)	02/02 →
C3 I 1.6 16V HDi	DV6ATED4	10/05 →
C3 I PLURIEL 1.4	KFV(TU3A), 8HX(DV4TD)	05/03 →
C3 I PLURIEL 1.4 HDi	8HX(DV4TD), 6FZ(EW7J4)	04/04 →
C3 I PLURIEL 1.4 Hybrid	KFV(TU3JP)	05/05 →
C3 I PLURIEL 1.6	NFU(TU5JP4)	05/03 →
CS I 1.8 16V	6FZ(EW7J4), EW10J4	03/01 → 08/04
CS I 2.0 16V	EW10J4, DW10	03/01 → 08/04
CS I 2.0 16V HPI	RLZ(EW10D)	03/01 → 08/04
CS I 2.0 HDi	DW10, 4HX(DW12TED4/FAP)	03/01 → 08/04
CS I 2.2 HDi	4HX(DW12TED4/FAP), ES9J4SHP	03/01 → 08/04
CS I 3.0 Carlsson	ES9J4SHP, ES9J4S	09/03 → 08/04
CS I 3.0 V6	ES9J4S, 8HX(DV4TD)	03/01 → 08/04
XSARA 1.4	TU3JP	05/98 → 03/05
XSARA 1.4 HDi	8HX(DV4TD), KFW(TU3JP)	01/03 →
XSARA 1.4 i	KFW(TU3JP), NFU(TU5JP4)	04/97 → 08/05
XSARA 1.6 16V	NFU(TU5JP4), DW8	09/00 → 08/05
XSARA 1.9 D	DW8, EW10J4	07/98 → 08/05
XSARA 2.0	XU10J4RS	06/97 → 10/04
XSARA 2.0 16V	EW10J4, DW10ATED	09/00 → 08/05
XSARA 2.0 HDi	DW10TD	09/00 → 03/05
XSARA 2.0 HDi 109	DW10ATED, DW10TD	05/01 → 08/05
XSARA 2.0 HDi 90	DW10TD, NFU(TU5JP)	02/99 → 08/05
XSARA 2.0 i 16V	RFS(XU10J4RS)	02/98 → 03/05
XSARA PICASSO 1.6	NFU(TU5JP), N6A(TU5JP4)	06/02 →
XSARA PICASSO 1.6 16V	N6A(TU5JP4), 9HX(DV6ATED4)	03/05 →

CITROËN			
XSARA PICASSO 1.6 16V LPG	TU5JP4	09/05 →	
XSARA PICASSO 1.6 HDi	9HX(DV6ATED4), 6FZ(EW7J4)	05/04 →	
XSARA PICASSO 1.8 16V	6FZ(EW7J4), EW10J4	02/00 →	
XSARA PICASSO 2.0 16V	EW10J4, DW10TD	01/03 →	
XSARA PICASSO 2.0 HDi	DW10TD, KfV(TU3A)	12/99 →	
PEUGEOT			
206 1.0 i 16V	D4D	06/01 →	12/05
206 1.1	HFx(TU1JP), HFx(TU1JP)	08/98 →	
206 1.1 i	HFx(TU1JP), KfV(TU3A)	09/98 →	
206 1.4	KfV(TU3A), ET3J4	08/98 →	
206 1.4 16V	ET3J4, 8HX(DV4TD)	10/03 →	
206 1.4 BiFuel [ExtraEU]	TU3JP	07/02 →	02/07
206 1.4 CNG	TU3AF	05/06 →	09/07
206 1.4 HDi	8HX(DV4TD), 8HX(DV4TD)	09/01 →	
206 1.4 HDi eco 70	8HX(DV4TD), K6C(TU3JP)	09/01 →	
206 1.4 i	K6C(TU3JP), N6A(TU5JP4)	04/05 →	
206 1.4 LPG	TU3JP	05/06 →	09/07
206 1.6	NFU(TU5JP4)	09/98 →	12/08
206 1.6 16V	N6A(TU5JP4), 9HY(DV6TED4)	09/00 →	
206 1.6 BiFuel	TU5JP4	07/00 →	04/09
206 1.6 HDi 110	9HY(DV6TED4), DW8	05/04 →	
206 1.6 LPG	NFU(TU5JP4)	07/02 →	
206 1.9	DW8, DW8	08/98 →	03/04
206 1.9 D	DW8, EW10J4	09/98 →	05/07
206 2.0 16V	EW10J4, DW10TD	07/02 →	02/07
206 2.0 HDi	DW10TD, DW10TD	07/02 →	
206 2.0 HDi 90	DW10TD, EW10J4S	12/99 →	
206 2.0 RC	EW10J4S, EW10J4	07/03 →	
206 2.0 S16	EW10J4, HFx(TU1A)	06/99 →	
206+ 1.1	HFx(TU1A), 8HX(DV4TD)	01/09 →	
206+ 1.1 LPG	TU1A	04/09 →	06/13
206+ 1.4 HDi	DV4C	06/10 →	
206+ 1.4 HDi eco 70	8HX(DV4TD), K6D(TU3A)	01/09 →	
206+ 1.4 i	K6D(TU3A), K6D(TU3JP)	01/09 →	
206+ 1.6 16V	NFU(TU5JP4)	07/10 →	
307 1.4	K6D(TU3JP), ET3J4	08/00 →	
307 1.4 16V	ET3J4, 8HX(DV4TD)	11/03 →	
307 1.4 HDi	8HX(DV4TD), N6A(TU5JP4)	10/01 →	
307 1.4 HDi 70	8HZ(DV4TD)	03/02 →	06/05
307 1.6 16V	N6A(TU5JP4), --	08/00 →	
307 1.6 BioFlex	--, 9HV(DV6ATED4)	07/06 →	
307 1.6 HDi	9HV(DV6ATED4), 9HY(DV6TED4)	04/05 →	
307 1.6 HDi 110	9HY(DV6TED4), 9HV(DV6ATED4)	02/04 →	
307 1.6 HDi 90	9HV(DV6ATED4), EW10J4	12/06 →	04/08
307 2.0	EW10J4, EW10A	03/02 →	06/05
307 2.0 16V	EW10A, DW10ATED	08/00 →	
307 2.0 HDi	DW10ATED, DW10ATED	01/03 →	
307 2.0 HDi 110	DW10ATED, DW10TD	08/00 →	
307 2.0 HDi 135	RHR(DW10BTED4)	10/03 →	
307 2.0 HDi 90	DW10TD, EW10J4	08/00 →	
607 2.0	EW10J4, DW10ATED	02/00 →	08/05
607 2.0 HDi	DW10ATED, 3FZ(EW12J4)	05/00 →	09/05
607 2.2 16V	3FZ(EW12J4), 4HX(DW12TED4/FAP)	02/00 →	08/05
607 2.2 HDi	4HX(DW12TED4/FAP), E59J4S	02/00 →	02/06
607 3.0 V6 24V	E59J4S, TU1JP	02/00 →	07/11
1007 1.4	KfV(TU3A), 8HX(DV4TD)	04/05 →	
1007 1.4 16V	KfV(TU3A)	10/05 →	
1007 1.4 HDi	8HX(DV4TD), HFx(TU1JP)	04/05 →	
1007 1.6 16V	NFU(TU5JP4)	04/05 →	
PARTNER I 1.1	TU1JP, K6D(TU3A)	06/96 →	09/05
PARTNER I 1.4	K6D(TU3A), NFU(TU5JP4)	06/96 →	
PARTNER I 1.4 BiFuel	TU3JP	04/03 →	10/06
PARTNER I 1.4 CNG	TU3JPCNG	11/02 →	10/06
PARTNER I 1.6	NFU(TU5JP4)	09/00 →	05/08
PARTNER I 1.6 16V	NFU(TU5JP4), DV6BTED4	07/01 →	03/08
PARTNER I 1.6 Flexfuel	NFU(TU5JP4)	09/00 →	10/02
PARTNER I 1.6 HDi	DV6BTED4, 9HW(DV6BTED4)	08/05 →	07/08
PARTNER I 1.6 HDi 75	9HW(DV6BTED4), 9HX(DV6ATED4)	08/05 →	
PARTNER I 1.6 HDi 90	9HX(DV6ATED4), DW10TD	10/05 →	12/15
PARTNER I 2.0 HDi	DW10TD, K6D(TU3A)	02/00 →	07/08
PARTNER I 2.0 HDi 4x4	RHY(DW10TD)	04/04 →	08/05
PARTNER II 1.4	TU3JP	08/08 →	
RANCH 1.4	K6D(TU3A), N6A(TU5JP4)	04/05 →	
RANCH 1.4 BiFuel	KfV(TU3JP)	04/03 →	
RANCH 1.4 CNG	TU3JPCNG	01/97 →	12/12
RANCH 1.6 16V	N6A(TU5JP4), M02.2Y	07/01 →	
RANCH 1.6 HDi 75	DV6B	02/06 →	
RANCH 1.6 HDi 90	9HX(DV6ATED4)	02/06 →	
RANCH 2.0 HDi	RHY(DW10TD)	02/00 →	
RANCH 2.0 HDi 4x4	RHY(DW10TD)	04/04 →	

7.1198



BRAKE/CLUTCH PEDAL SWITCHES

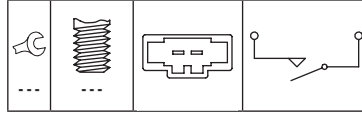
Adatt./Suitable:

AUDI
1H0 927 189 E

PORSCHE
955 613 113 01

VW
1H0 927 189 E

- 1069 with automatic adjustment**
- con regolazione automatica
 - avec réglage automatique
 - mit automatischer Nachstellung
 - con reajuste automático



PORSCHE

CAYENNE I 3.0 TDI	M05.9D	02/09 →	09/10
CAYENNE I 3.2	M02.2Y, M48.50S	08/03 →	09/07
CAYENNE I 3.6	M55.01	02/07 →	09/10
CAYENNE I GTS 4.8	M48.01	10/07 →	09/10
CAYENNE I S 4.5	M48.00	09/02 →	09/07
CAYENNE I S 4.8	M48.01	02/07 →	09/10
CAYENNE I Turbo 4.5	M48.50	09/02 →	09/07
CAYENNE I Turbo S 4.5	M48.50S, OM615.963	01/04 →	09/07
CAYENNE I Turbo S 4.8	M48.51	02/07 →	09/10

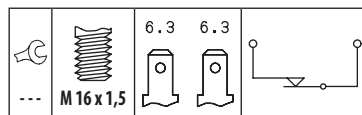

7.1201



BRAKE/CLUTCH PEDAL SWITCHES

Adatt./Suitable:

MERCEDES-BENZ
A 631 545 07 09



MERCEDES-BENZ

100 2.0 D	OM615.963, OM615.970	04/88 →	08/93
100 D	OM615.970, VQ35DE	01/87 →	02/96
0 100 City 2.9 D	OM602.940	01/94 →	

7.1202



BRAKE/CLUTCH PEDAL SWITCHES

Adatt./Suitable:

INFINITI
25320-AX00B

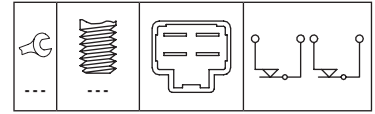
NISSAN
25320-AX000
25320-AX00A
25320-AX00B
25320-AX00C
25320-AX00E
25320-JN00A
25320-WL000

RENAULT
25 32 0AX 00B
25 32 0JN 00A

ITEM NOW AVAILABLE FROM PRODUCTION

- ARTICOLO ORA DISPONIBILE PER LA VENDITA
- ARTICLE DISPONIBLE EN PRODUCTION COURANTE
- JETZT ZUM VERKAUF VERFÜGBARER ARTIKEL
- ARTICULO AHORA DISPONIBLE EN PRODUCCION

MARKET DIFFUSION: MEDIUM



INFINITI

EX35 3.5 V6	VQ35HR	04/08 →
G35 3.5 V6	VQ35HR	12/06 →
G37 3.7 V6	VQ37VHR	10/07 →
M35 3.5	VQ35DE	01/05 →
M35 3.5 X	VQ35DE	01/05 →
M45 4.5	VK45DE	01/05 →
QX56 5.6 V8	VK56DE	04/08 →

NISSAN

350 Z 3.5	VQ35DE, VQ37HR	09/02 →	12/09
370 Z 3.7	VQ37HR, HR15DE	04/09 →	
370 Z NISMO 3.7	VQ37VHR	06/13 →	
ALMERA III 1.2 i	HR12DE	09/11 →	
ALMERA III 1.5 i	HR15DE, VR38DETT	01/12 →	
CUBE 1.6 16V	HR16DE	03/10 →	
FRONTIER 2.5 dCi [BRA]	YD25DDTi	08/08 →	
FRONTIER 2.5 i [USA]	QR25DE	10/04 →	
FRONTIER 4.0 [USA]	VQ40DE	10/04 →	
GT-R 3.8	VR38DETT, VR38DETT	12/08 →	
GT-R NISMO	VR38DETT	07/14 →	
GT-R V6	VR38DETT, CR12DE	12/07 →	
JUKE 1.5	HR15DE	10/13 →	
JUKE 1.6	HR16DE	06/10 →	
JUKE 1.6 DIG-T 4x4	MR16DDT	06/10 →	
JUKE 1.6 DIG-T NISMO 4x4	MR16DDT	02/13 →	07/14
JUKE 1.6 DIG-T NISMO RS 4x4	MR16DDT	08/14 →	
MICRA III 1.0 16V	CG10DE	01/03 →	06/10
MICRA III 1.2	CR12DE, CG12DE	10/03 →	06/10
MICRA III 1.2 16V	CG12DE, CG12DELP	01/03 →	06/10
MICRA III 1.2 LPG	CG12DELP, HR12DR	10/02 →	06/10
MICRA III 1.3	CGA3DE	08/04 →	
MICRA III 1.4 16V	CR14DE	01/03 →	06/10
MICRA III 160 SR	HR16DE	05/05 →	06/10
MICRA IV 1.2	HR12DR, HR12DR	05/10 →	
MICRA IV 1.2 4WD	HR12DE	05/10 →	
MICRA IV 1.2 DIG-S	HR12DR, VQ35DE	04/11 →	
MICRA C+C 1.4 16V	CR14DE	08/05 →	
MICRA C+C 1.6 160 SR	HR16DE	08/05 →	
MURANO II 2.5 dCi 4x4	YD25DDTi	01/10 →	09/14
MURANO II 3.5	VQ35DE, VQ35DE	11/07 →	09/14
MURANO II 3.5 4x4	VQ35DE, YD25DDTi	11/07 →	09/14
MURANO II 3.5 CVTC [ExtraEU]	VQ35DE	11/07 →	09/14
MURANO III 2.5 HEV ALL MODE 4x4-i	QR25DER	01/16 →	
MURANO III 3.5 V6	VQ35DE	01/16 →	
MURANO III 3.5 V6 ALL MODE 4x4-i	VQ35DE	01/16 →	
NAVARA II 2.5 dCi	YD25DDTi, YD25DDTi	07/05 →	
NAVARA II 2.5 dCi [MYS]	YD25DDTi	09/11 →	
NAVARA II 2.5 dCi [THA]	YD25DDTi	12/06 →	
NAVARA II 2.5 dCi 4WD	YD25DDTi, K9K276	07/05 →	
NAVARA II 2.5 i [THA]	QR25DE	08/07 →	
NAVARA II 3.0 dCi	V9X	03/10 →	
NAVARA II 3.0 dCi 4WD	V9X	02/10 →	
NAVARA II 4.0	VQ40DE	05/07 →	

NISSAN		
NOTE I 1.2 DIG-S Super-charged	HR12DR	12/13 →
NOTE I 1.4	CR14DE	03/06 → 06/12
NOTE I 1.4 LPG	KR14DE	01/06 → 08/13
NOTE I 1.5 dCi	K9K276, HR12DR	03/06 → 06/12
NOTE I 1.6	HR16DE	03/06 → 06/12
NOTE II 1.2	HR12DR, HR12DR	06/13 →
NOTE II 1.2 4WD	HR12DE	06/13 →
NOTE II 1.2 DIG-S	HR12DR, VQ35	06/13 →
NOTE II 1.2 LPG	HR12DE	03/15 →
NOTE II 1.6 NISMO S	HR16DE	06/13 →
NP300 2.3 dCi	M9T	06/14 →
NP300 2.5 D	YD25DDTi	06/14 →
NP300 2.5 i	QR25DE	06/14 →
NV200 / EVALIA 1.5	HR15DE	01/12 →
NV200 / EVALIA 2.0	MR20DE	07/10 →
NV200 / EVALIA e-	EM57	07/14 →
NV200 e-NV	EM57	05/14 →
PATHFINDER II 3.5 V6 4WD	VQ35, YD25DDTi	11/00 → 12/04
PATHFINDER III 2.5 dCi	YD25DDTi	01/05 →
PATHFINDER III 2.5 dCi 4WD	YD25DDTi, HR16DE	01/05 →
PATHFINDER III 3.0 dCi	V9X	05/10 →
PATHFINDER III 4.0 4WD	VQ40DE	09/05 →
PRIMERA II 1.8 LPG	QG18DE	03/02 → 10/08
PRIMERA III 1.8	QG18DE	03/02 → 10/08
PRIMERA III 2.0	QR20DE	03/02 →
PULSAR 1.6 DIG-T	MR16DDT	02/15 →
QASHQAI+2 2.0	MR20DE	01/10 → 04/14
QASHQAI I 1.6	HR16DE, HR16DE	02/07 → 12/13
QASHQAI I 1.6 LPG	HR16DE	11/10 → 12/13
QASHQAI I 2.0	MR20DE	02/07 → 12/13
QASHQAI I 2.0 dCi Trazione integrale	M9R	02/07 → 12/13
QASHQAI I 2.0 Trazione integrale	MR20DE	02/07 → 12/13
QASHQAI II 1.2 DIG-T	HR12DDT	11/13 →
QASHQAI II 1.6 dCi	R9M	11/13 →
QASHQAI II 1.6 DIG-T	MR16DDT	10/14 →
QASHQAI II 2.0	MR20DD	06/14 →
QASHQAI II 2.0 ALL MODE 4x4-i	MR20DD	10/15 →
SENTRA VII 1.6	HR16DE	08/14 →
SENTRA VII 1.6 DIG-T	MR16DDT	07/12 →
SENTRA VII 1.6 i	HR16DE	07/12 →
SENTRA VII 1.8 [TWN]	MRA8DE	08/13 →
SENTRA VII 1.8 i	MRA8DE	07/12 →
SUNNY IV 1.5	HR15DE	01/11 →
SYLPHY III 1.6	HR16DE	08/12 →
SYLPHY III 1.6 DIG-T	MR16DDT	07/12 →
SYLPHY III 1.8	MRA8DE	08/12 →
TEANA 2.5	QR25DE	03/10 → 01/13
TEANA 2.5 [ExtraEU]	QR25DE	03/10 → 01/13
TEANA 3.5 CVTC	VQ35DE	01/14 →
TEANA I 2.0	QR20DE	10/03 → 06/08
TEANA I 2.3	VQ23DE	10/03 → 06/08
TEANA I 3.5	VQ35DE	10/03 → 06/08
TEANA II 2.5	VQ25DE	07/08 → 09/13
TEANA II 3.5	VQ35DE	07/08 → 09/13
TEANA III 2.0	MR20DE	09/13 →
TEANA III 2.5	QR25DE	09/13 →
TEANA III 3.5	VQ35DE	01/14 →
TERRANO II 3.5 4WD	VQ35DE	10/94 → 06/03
TIIDA I 1.6	HR16DE	09/07 → 12/12
TIIDA I 1.6 CVTC	HR16DE	01/15 →
TIIDA I 1.8	MR18DE	01/07 → 06/11
TIIDA I 1.8 [ExtraEU]	MR18DE	01/07 → 06/11
TIIDA II 1.6	HR16DE, QR20DE	08/11 →
TIIDA II 1.6 [RUS]	HR16DE	01/15 →
TIIDA II 1.6 DIG-T	MR16DDT	08/11 →
TIIDA II 1.8	MRA8DE	08/12 →
VERSA 1.6 CVTC [ExtraEU]	HR16DE	01/09 → 06/13
VERSA 1.6 FlexFuel	HR16DE	01/11 → 06/13
X-TRAIL I 2.0	QR20DE, QR20DE	07/01 → 01/13
X-TRAIL I 2.0 4x4	QR20DE, QR25DE	07/01 → 01/13
X-TRAIL I 2.5 4x4	QR25DE, MR20DE	09/01 → 01/13
X-TRAIL I 2.5 FWD	QR25DE	06/01 → 12/07
X-TRAIL II 2.0	MR20DE, M9R	06/07 → 02/14
X-TRAIL II 2.0 dCi	M9R760	06/07 → 11/13
X-TRAIL II 2.0 dCi 4x4	M9R, QR25DE	06/07 → 11/13
X-TRAIL II 2.0 dCi FWD	M9R	06/07 → 11/13
X-TRAIL II 2.5	QR25DE, K9K872	09/07 → 07/14
X-TRAIL II 2.5 4x4	QR25DE	06/07 → 11/13
X-TRAIL III 1.6 dCi	R9M	04/14 →
X-TRAIL III 1.6 DIG-T	MR16DDT	06/15 →
X-TRAIL III 2.0	MR20DD	09/14 →
X-TRAIL III 2.0 ALL MODE 4x4-i	MR20DD	09/14 →
X-TRAIL III 2.0 dCi	M9R	10/16 →

NISSAN		
X-TRAIL III 2.0 dCi ALL MODE 4x4-i	M9R	10/16 →
X-TRAIL III 2.5	QR25DE	12/13 →
X-TRAIL III 2.5 ALL MODE 4x4-i	QR25DE	12/13 →
RENAULT		
KADJAR 1.2 TCe 130	H5F408	06/15 →
KADJAR 1.3 TCe 140	H5H470	08/18 →
KADJAR 1.3 TCe 160	H5H470	08/18 →
KADJAR 1.5 BLUE dCi 115	K9K872, K9K646	08/18 →
KADJAR 1.5 dCi 110	K9K646, R9M410	06/15 →
KADJAR 1.6 dCi 130	R9M410, R9M414	06/15 →
KADJAR 1.6 dCi 130 4x4	R9M414, M9R830	06/15 →
KADJAR 1.6 TCe 165	M5M460	11/16 →
KOLEOS 1.6 dCi 130	R9M409	08/16 →
KOLEOS 2.0 dCi	M9R830, 2TR700	09/08 →
KOLEOS 2.0 dCi 175	M9R868	08/16 →
KOLEOS 2.0 dCi 175 4WD	M9R868	08/16 →
KOLEOS 2.5	2TR700, 2TR700	09/08 →
KOLEOS 2.5 4x4	2TR700, 178D2.011	09/08 →

7.1203

BRAKE/CLUTCH PEDAL SWITCHES

Adatt./Suitable:

CITROËN

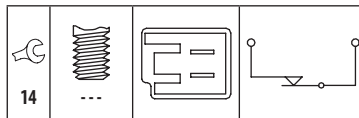
4534 61

FIAT

46837391

PEUGEOT

4534 61



FIAT		
LINEA 1.4 T-Jet	198A4.000	09/07 →
LINEA 1.6 D Multijet	198A3.000	06/09 →
LINEA 1.8 Flex	370A0.011	09/10 →
PALIO 1.2 75	178B7.045	03/98 →
PALIO 1.2 16V	178D7.055	06/05 →
PALIO 1.3	--	06/03 →
PALIO 1.4	834A1.000	06/03 →
PALIO 1.5 MPI	178E5.027	08/01 →
PALIO 1.6	178D2.011, 178C7.098	07/97 →
PALIO 1.6 16V	178C7.098, 178E5.022	07/97 →
PALIO 1.7 TD	176A3.000	06/05 →
PALIO 1.9 D	223A6.000	09/00 →
SIENA 1.2	178C4.066	09/01 → 12/12
SIENA 1.2 16V	178D7.055	01/02 →
SIENA 1.2 MJTD	--	01/02 →
SIENA 1.4	--	01/02 →
SIENA 1.5	178E5.022, TU3A	09/02 →
SIENA 1.6 16V	182B6.000	01/02 →
SIENA 1.7 [CHN]	--	01/06 →
SIENA 1.9 D	223A6.000	11/00 →

PEUGEOT		
BIPPER 1.4	TU3A	02/08 →
BIPPER 1.4 HDi	DV4TED	02/08 →
BIPPER TEPEE 1.4	TU3A, Y13DT	04/08 →

7.1205

3

BRAKE/CLUTCH PEDAL SWITCHES

Adatt./Suitable:

GENERAL MOTORS

13 118 574

13 173 407

OPEL

131 18574

131 73407

62 40 233

62 40 289

SUBARU

37740-86G00

37740-86G10

SUZUKI

37740-86G10

37740-86G10-000

VAUXHALL

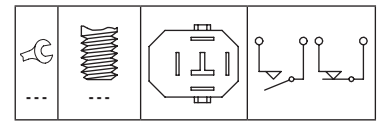
131 18574

131 73407

1069 with automatic adjustment

- con regolazione automatica
- avec réglage automatique
- mit automatischer Nachstellung
- con reajuste automático

MARKET DIFFUSION: HIGH



OPEL		
COMBO C 1.3 CDTI 16V	Y13DT, Y16YNG	06/04 →
COMBO C 1.4	Z14XEP	10/04 → 12/11
COMBO C 1.4 16V	Z14XEP	08/05 →
COMBO C 1.6	Z16SE	10/01 →
COMBO C 1.6 CNG	Y16YNG, Y16YNG	04/05 → 12/11
COMBO C 1.6 CNG 16V	Y16YNG, Z10XE	04/05 →
COMBO C 1.7 CDTI 16V	Z17DTH	07/04 →
COMBO C 1.7 DI 16V	Y17DTL	10/01 →
COMBO C 1.7 DTI 16V	Y17DT	10/01 →
CORSA C 1.0	Z10XE, Y13DT	09/00 → 12/09
CORSA C 1.2	Z12XE	09/00 → 12/09
CORSA C 1.2 16V	Z12XE	09/00 → 07/03
CORSA C 1.2 Twinport	Z12XEP	07/04 → 12/09
CORSA C 1.3 CDTI	Y13DT, Y13DT	06/03 →
CORSA C 1.3 CDTI 16V	Z13DT	07/05 → 06/06
CORSA C 1.3 DTI	Y13DT	09/03 →
CORSA C 1.4	Z14XE	07/00 →
CORSA C 1.4 Twinport	Z14XEP	06/03 → 12/09
CORSA C 1.6	Z16SE	09/00 →
CORSA C 1.6 CNG	Y16YNG	05/03 → 12/09
CORSA C 1.6 X	Z16YNG	08/05 →
CORSA C 1.7 CDTI	Z17DTH	06/03 → 12/12
CORSA C 1.7 DI	Y17DTL	09/00 → 12/09
CORSA C 1.7 DI 16V	Y17DTL	09/00 → 07/03
CORSA C 1.7 DTI	Y17DT	09/00 →
CORSA C 1.7 DTI 16V	Y17DT	09/00 → 07/03
CORSA C 1.8	Z18XE	09/00 → 12/09
MERIVA A 1.3 CDTI	Y13DT, Z16SE	09/03 → 05/10
MERIVA A 1.4 16V Twinport	Z14XEP	07/04 → 05/10
MERIVA A 1.4 16V Twinport LPG	Z14XEP	07/04 → 05/10
MERIVA A 1.6	Z16SE, A17DTR	05/03 → 05/10
MERIVA A 1.6 16V	Z16XE	05/03 → 01/06
MERIVA A 1.6 Turbo	Z16LET	09/05 → 05/10
MERIVA A 1.7 CDTI	A17DTR, G13BB	09/03 → 05/10
MERIVA A 1.7 DTI	Y17DT	09/03 → 05/10
MERIVA A 1.8	Z18XE	05/03 → 05/10
TIGRA B 1.3 CDTI	Z13DT	06/04 → 12/10
TIGRA B 1.4	Z14XEP	06/04 → 12/10
TIGRA B 1.8	Z18XE	06/04 → 12/10

SUBARU		
JUSTY II 1.3 4x4	G13BB	04/01 → 11/03
JUSTY II 1.3 GX 4x4	G13BA	10/95 → 11/03
JUSTY III 1.3	G13BB, Z16YNG	10/00 → 08/07
JUSTY III 1.3 AWD	M13A	09/03 →
JUSTY III 1.3 CDTI	Z13DT	12/03 → 08/07
JUSTY III 1.5 AWD	M15A	09/03 →

SUZUKI		
IGNIS II 1.3	M13A	09/03 →
IGNIS II 1.3 4x4	M13A	09/03 →
IGNIS II 1.3 DDIS	Z13DT	09/03 →
IGNIS II 1.5	M15A	09/03 →
IGNIS II 1.5 4x4	M15A	09/03 →

VAUXHALL			
COMBO C 1.3 CDTI 16V	Y13DT	09/04 ⇒	09/06
COMBO C 1.4 16V	Z14XE	10/01 ⇒	05/07
COMBO C 1.6 CNG	Z16YNG, Y13DT	04/05 ⇒	02/12
CORSA C 1.8 16V	Z18XE	08/00 ⇒	09/06
CORSAVAN II 1.3 CDTI 16V	Z13DT	04/04 ⇒	06/06
MERIVA I 1.3 CDTI	Y13DT, M111.920	04/05 ⇒	06/10
MERIVA I 1.7 CDTI	Z17DTR	08/06 ⇒	06/10

7.1206



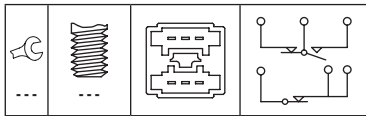
3

BRAKE/CLUTCH PEDAL SWITCHES

Adatt./Suitable:

MERCEDES-BENZ

A 001 545 21 09
A 001 545 21 09 28
A 001 545 31 09
A 001 545 64 09
A 001 545 95 09



MAYBACH

57 5.5	285950	09/02 ⇒	12/12
57 6.0	285980	01/11 ⇒	12/12
57 S 6.0	285980	09/05 ⇒	12/12
62 5.5	285950	09/02 ⇒	12/12
62 6.0	285980	01/11 ⇒	12/12
62 S 6.0	285980	09/05 ⇒	12/12

MERCEDES-BENZ

CLASSE C I C 180	M111.920, M111.920	03/93 ⇒	05/00
CLASSE C I C 180 T	M111.920, M111.941	09/00 ⇒	03/01
CLASSE C I C 200	M111.941, M111.944	01/94 ⇒	05/00
CLASSE C I C 200 CDI	OM611.960	03/98 ⇒	05/00
CLASSE C I C 200 Kompressor	M111.944, M111.941	10/95 ⇒	05/00
CLASSE C I C 200 T	M111.941, M111.944	06/96 ⇒	03/01
CLASSE C I C 200 T CDI	OM611.960	03/98 ⇒	03/01
CLASSE C I C 200 T D	OM604.915	10/96 ⇒	03/01
CLASSE C I C 200 T Kompressor	M111.944, OM604.910	09/00 ⇒	03/01
CLASSE C I C 220 CDI	OM611.960	09/97 ⇒	05/00
CLASSE C I C 220 T CDI	OM611.960	09/97 ⇒	03/01
CLASSE C I C 220 T D	OM604.910, M112.910	06/96 ⇒	09/98
CLASSE C I C 230	M111.974	06/96 ⇒	06/97
CLASSE C I C 230 Kompressor	M111.975	10/95 ⇒	05/00
CLASSE C I C 230 T	M111.974	06/96 ⇒	06/98
CLASSE C I C 230 T Kompressor	M111.975	06/97 ⇒	09/00
CLASSE C I C 240	M112.910	06/97 ⇒	05/00
CLASSE C I C 240 T	M112.910, M111.944	09/00 ⇒	03/01
CLASSE C I C 250 Turbo-D	OM605.960	06/96 ⇒	03/01
CLASSE C I C 250 Turbo-D	OM605.960	10/95 ⇒	05/00
CLASSE C I C 280	M112.920	06/97 ⇒	05/00
CLASSE C I C 280 T	M112.920	06/97 ⇒	03/01
CLASSE C I C 43 AMG	M113.944	08/97 ⇒	03/01
CLASSE CLK I 200	M111.945	06/97 ⇒	06/02
CLASSE CLK I 200 Kompressor	M111.944, M111.975	06/00 ⇒	06/02
CLASSE CLK I 230 Kompressor	M111.975, OM611.961	06/00 ⇒	06/02
CLASSE CLK I 320	M112.940	06/97 ⇒	06/02
CLASSE CLK I 55 AMG	M113.984	08/99 ⇒	06/02
CLASSE E II E 200 CDI	OM611.961, M111.947	06/98 ⇒	03/02
CLASSE E II E 200 Kompressor	M111.947, M111.947	08/00 ⇒	03/02
CLASSE E II E 200 T	M111.942	06/96 ⇒	08/00
CLASSE E II E 200 T Kompressor	M111.947, M112.911	08/00 ⇒	03/03
CLASSE E II E 220 CDI	OM611.961	07/99 ⇒	03/02
CLASSE E II E 220 T CDI	OM611.961	07/99 ⇒	03/03
CLASSE E II E 240	M112.911, M112.911	08/00 ⇒	03/02
CLASSE E II E 240 T	M112.911, OM612.961	08/00 ⇒	03/03
CLASSE E II E 270 CDI	OM612.961	07/99 ⇒	03/02
CLASSE E II E 270 T CDI	OM612.961, OM612.963	02/00 ⇒	03/03
CLASSE E II E 280	M112.921	12/96 ⇒	03/02
CLASSE E II E 280 4-matic	M112.921	12/96 ⇒	03/02
CLASSE E II E 280 T	M112.921	12/96 ⇒	03/03
CLASSE E II E 280 T 4-matic	M112.921	12/96 ⇒	03/03
CLASSE E II E 320 4-matic	M112.941	06/97 ⇒	03/02

MERCEDES-BENZ

CLASSE E II E 320 CDI	OM613.961	07/99 ⇒	03/02
CLASSE E II E 320 T	M112.941	12/96 ⇒	03/03
CLASSE E II E 320 T 4-matic	M112.941	12/96 ⇒	03/03
CLASSE E II E 320 T CDI	OM613.961	07/99 ⇒	03/03
CLASSE E II E 430	M113.940	06/97 ⇒	03/02
CLASSE E II E 430 4-matic	M113.940	05/99 ⇒	03/02
CLASSE E II E 430 T	M113.940	06/97 ⇒	03/03
CLASSE E II E 430 T 4-matic	M113.940	05/99 ⇒	03/03
CLASSE E II E 55 AMG	M113.980	08/97 ⇒	03/02
CLASSE E II E 55 T AMG	M113.980	08/97 ⇒	03/03
CLASSE E E 220 CDI	OM611.961	07/99 ⇒	12/02
CLASSE E E 270 CDI	OM612.961	07/99 ⇒	12/02
CLASSE G II G 270 CDI	OM612.963, M113.962	01/01 ⇒	
CLASSE G II G 280 CDI	OM642.975	04/09 ⇒	
CLASSE G II G 300 CDI	OM642.884	01/10 ⇒	
CLASSE G II G 320	M112.945	06/97 ⇒	11/97
CLASSE G II G 320 CDI	OM642.970	09/06 ⇒	
CLASSE G II G 350 BlueTEC	OM642.970	07/09 ⇒	
CLASSE G II G 350 CDI	OM642.886	07/11 ⇒	
CLASSE G II G 400 CDI	OM628.962	12/00 ⇒	
CLASSE G II G 500	M113.962, M113.982	01/07 ⇒	
CLASSE G II G 55 AMG	M113.982, M273.963	06/04 ⇒	
CLASSE G II G 550	M273.963, M137.970	06/10 ⇒	
CLASSE G II G 63 AMG	M157.984	05/12 ⇒	
CLASSE G II G 65 AMG	M279.982	05/12 ⇒	
CLASSE M I ML 270 CDI	OM612.963	12/99 ⇒	06/05
CLASSE M I ML 400 CDI	OM628.963	09/01 ⇒	06/05
CLASSE M I ML 430	M113.942	02/98 ⇒	06/05
CLASSE M I ML 500	M113.965	09/01 ⇒	06/05
CLASSE M I ML 55 AMG	M113.981	02/00 ⇒	06/05
CLASSE S IV CL 500	M113.960	03/99 ⇒	03/06
CLASSE S IV CL 55 AMG	M113.986	10/99 ⇒	03/06
CLASSE S IV CL 55 AMG Kompressor	M113.991	06/02 ⇒	03/06
CLASSE S IV CL 600	M137.970, OM613.960	09/02 ⇒	03/06
CLASSE S IV CL 65 AMG	M275.980	09/03 ⇒	03/06
CLASSE S IV S 280	M112.922	10/98 ⇒	08/05
CLASSE S IV S 320 CDI	OM613.960, OM628.960	09/02 ⇒	08/05
CLASSE S IV S 350	M112.972	09/02 ⇒	08/05
CLASSE S IV S 350 4-matic	M112.975	06/03 ⇒	08/05
CLASSE S IV S 400 CDI	OM628.960, M137.970	06/00 ⇒	08/05
CLASSE S IV S 430 4-matic	M113.948	09/02 ⇒	08/05
CLASSE S IV S 500	M113.960	10/98 ⇒	12/03
CLASSE S IV S 500 4-matic	M113.966	09/02 ⇒	08/05
CLASSE S IV S 55 AMG	M113.986	04/99 ⇒	08/05
CLASSE S IV S 55 AMG Kompressor	M113.991	06/02 ⇒	08/05
CLASSE S IV S 600	M137.970, M112.973	01/00 ⇒	08/05
CLASSE S IV S 65 AMG	M275.980	03/04 ⇒	08/05
CLASSE SL V 280	M272.949	03/08 ⇒	01/12
CLASSE SL V 300	M272.949	04/09 ⇒	01/12
CLASSE SL V 350	M112.973, M113.963	03/03 ⇒	01/12
CLASSE SL V 500	M113.963, M113.992	10/01 ⇒	01/12
CLASSE SL V 55 AMG	M113.992, M275.951	10/01 ⇒	01/12
CLASSE SL V 55 AMG Kompressor	M113.992	06/02 ⇒	01/12
CLASSE SL V 550	M273.965	03/06 ⇒	01/12
CLASSE SL V 600	M275.951, M113.943	04/03 ⇒	01/12
CLASSE SL V 63 AMG	M156.981	03/08 ⇒	01/12
CLASSE SL V 65 AMG	M275.981	03/04 ⇒	01/12
CLASSE SLK I 200 Kompressor	M111.958	03/00 ⇒	04/04
CLASSE SLK I 230 Kompressor	M111.983	03/00 ⇒	04/04
CLASSE SLK I 32 AMG Kompressor	M112.960	03/01 ⇒	04/04
CLASSE SLK I 320	M112.947	03/00 ⇒	04/04
CLK-SERIES CLK200	M111.945	06/98 ⇒	03/02
CLK-SERIES CLK200 Kompressor	M111.944	06/98 ⇒	06/00
CLK-SERIES CLK230 Kompressor	M111.975	06/98 ⇒	05/00
CLK-SERIES CLK320	M112.940	01/99 ⇒	12/03
CLK-SERIES CLK430	M113.943, M155.980	04/97 ⇒	07/03
ML-SERIES ML230	M111.977	04/98 ⇒	08/00
ML-SERIES ML320	M112.942	02/98 ⇒	04/03
SLR MCLAREN 5.4	M155.980, 111979NGT	04/04 ⇒	
SLR MCLAREN 5.4 722 Edition	M155.980	10/06 ⇒	
SPRINTER I 208 CDI	OM611.987	04/00 ⇒	05/06
SPRINTER I 211 CDI	OM611.981	04/00 ⇒	05/06
SPRINTER I 213 CDI	OM611.981	04/00 ⇒	05/06
SPRINTER I 214 NGT	111979NGT, 199A2.000	02/95 ⇒	05/06
SPRINTER I 314 4x4	M111.984	08/02 ⇒	05/06
SPRINTER I 314 NGT	M111.984	02/95 ⇒	05/06
S-SERIES S320	M112.944	02/99 ⇒	08/02
S-SERIES S430	M113.941	09/98 ⇒	08/05
S-SERIES S500 -SEL	M113.960	10/98 ⇒	08/05
PUCH			
G-MODELL G 500	M113.962	04/98 ⇒	12/99
G-MODELL G 55 AMG	M113.982	04/99 ⇒	12/99

7.1207



3

BRAKE/CLUTCH PEDAL SWITCHES

Adatt./Suitable:

FIAT

55701396
71746722

GENERAL MOTORS

9 185 907
55 701 396

OPEL

30592463
55701396
62 39 120
62 40 187
9185907

SAAB

55 701 396
91 85 907

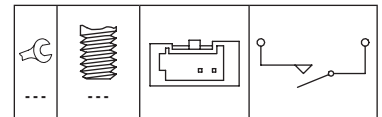
SUZUKI

37740-83E00
37740-83E00-000

VAUXHALL

30592463
55701396
9185907

MARKET DIFFUSION: HIGH



FIAT

GRANDE PUNTO 1.3 JTD Multijet	199A2.000, 199A2.000	02/06 ⇒	06/13
GRANDE PUNTO 1.4	350A1.000	02/06 ⇒	06/13
GRANDE PUNTO 1.4 LPG	350A1.000	10/05 ⇒	12/12
GRANDE PUNTO 1.9 JTD	939A7.000	02/06 ⇒	12/12
PUNTO III / GRANDE PUNTO 1.3 D Multijet	199A2.000, 199A7.000	10/05 ⇒	
PUNTO III / GRANDE PUNTO 1.3 JTD	--	01/08 ⇒	09/09
PUNTO III / GRANDE PUNTO 1.4	199A7.000, 199A5.000	06/05 ⇒	12/15
PUNTO III / GRANDE PUNTO 1.4 Natural Power	350A1.000	07/08 ⇒	
PUNTO III / GRANDE PUNTO 1.9 D Multijet	199A5.000, D13A	10/05 ⇒	
PUNTO III EVO 1.4	199A7.000	07/09 ⇒	02/12
PUNTO III 1.4 Natural Power	350A1.000	03/09 ⇒	
SEDICI 1.6 16V	M16A	06/06 ⇒	10/14
SEDICI 1.6 16V 4x4	M16A	06/06 ⇒	10/14
SEDICI 1.9 D Multijet	D19AA	06/06 ⇒	10/11
SEDICI 1.9 D Multijet 4x4	D19AA	06/06 ⇒	10/11
SEDICI 2.0 D Multijet	D20AA	06/06 ⇒	10/14
SEDICI 2.0 D Multijet 4x4	D20AA	06/06 ⇒	10/14
SEDICI MY12 1.6 16V	--	01/12 ⇒	
SEDICI MY12 2.0 D	--	01/12 ⇒	

OPEL

AGILA A 1.3 CDTI	Z13DT	08/03 ⇒	12/07
AGILA B 1.3 CDTI	D13A, Z14XEL	04/08 ⇒	04/10
ASTRA F 1.8	Z18XEL	02/03 ⇒	07/04
ASTRA F 1.8 i	X18XE1	03/98 ⇒	08/00
ASTRA F 2.0 Di	X20DTL	03/98 ⇒	08/00
ASTRA F 2.0 i 16V	X20XER	10/99 ⇒	08/00
ASTRA G 1.4	Z14XEL, Z16SE	04/04 ⇒	12/11
ASTRA G 1.4 16V	Z14XE	02/98 ⇒	01/05
ASTRA G 1.4 LPG ECOTEC	Z14XEP	01/09 ⇒	12/09
ASTRA G 1.6	Z16SE, X16XEL	09/00 ⇒	12/09
ASTRA G 1.6 16V	X16XEL, X16XEL	02/98 ⇒	10/05
ASTRA G 1.6 CNG	Z16YNG	03/03 ⇒	07/04
ASTRA G 1.6 LPG	X16XEL, X18XE1	03/98 ⇒	01/05
ASTRA G 1.7 CDTI	Z17DTL	04/03 ⇒	12/09
ASTRA G 1.7 DTI 16V	Y17DT	02/00 ⇒	01/05
ASTRA G 1.7 TD	X17DTL	02/98 ⇒	04/05
ASTRA G 1.8	Z18XEL	02/03 ⇒	07/04
ASTRA G 1.8 16V			

OPEL				OPEL				VAUXHALL						
ASTRA G 2.2 DTI	Y22DTR	09/02 → 10/05	TIGRA B 1.8	Z18XE	06/04 → 12/10	ASTRA IV 1.6 Dualfuel	X16XEL, X18XE1	03/98 → 05/05	ASTRA IV 1.7 CDTI 16V	Z17DTL	04/03 → 05/05	ASTRA IV 1.7 DTI 16V	Y17DT	02/00 → 05/05
ASTRA H 1.2	Z12XEP	08/05 → 10/10	VECTRA C 1.6	Z16XE, Z18XE	08/05 → 08/08	ASTRA IV 1.7 DTI 16V	Z17DTL	02/98 → 08/00	ASTRA IV 1.7 DTI 16V	Y17DT	02/98 → 08/00	ASTRA IV 1.8 16V	X18XE1, X20XER	02/98 → 10/05
ASTRA H 1.3 CDTi	Z13DTH	12/04 → 12/11	VECTRA C 1.6 16V	Z16XE	06/04 → 09/08	ASTRA IV 1.7 DTI 16V	Y17DT	09/02 → 05/05	ASTRA IV 1.8 16V	Z18XE	08/02 → 10/05	ASTRA IV 2.0	X20XER, X20DTL	09/00 → 08/05
ASTRA H 1.4	Z14XEL, A16XER	03/04 → 12/11	VECTRA C 1.8	Z18XE, Z18XE	04/02 → 08/08	ASTRA IV 2.0	Z20LET	02/98 → 05/05	ASTRA IV 2.0 DTI 16V	Z20LET	02/98 → 05/05	ASTRA IV 2.0 DTI 16V	Z20LET	11/01 → 05/05
ASTRA H 1.4 16V	Z14XE	05/04 → 07/09	VECTRA C 1.8 16V	Z18XE, Z19DT	04/02 → 09/08	ASTRA IV 2.0 DTI 16V	Z20LET	03/00 → 10/05	ASTRA IV 2.0 DTI 16V	Z20LET	03/00 → 10/05	ASTRA IV 2.0 DTI 16V	Z20LET	03/00 → 10/05
ASTRA H 1.4 EcoTec	Z14XEP	12/04 → 12/12	VECTRA C 1.9 CDTi	Z19DT, Y22DTR	04/04 → 01/09	ASTRA IV 2.0 DTI 16V	Z20LET	02/98 → 05/05	ASTRA IV 2.0 DTI 16V	Z20LET	02/98 → 05/05	ASTRA IV 2.0 DTI 16V	Z20LET	02/98 → 05/05
ASTRA H 1.4 LPG	Z14XEP	08/09 → 10/10	VECTRA C 2.0 16V Turbo	Z20NET	03/03 → 08/08	ASTRA IV 2.0 DTI 16V	Z20LET	02/98 → 05/05	ASTRA IV 2.0 DTI 16V	Z20LET	02/98 → 05/05	ASTRA IV 2.0 DTI 16V	Z20LET	02/98 → 05/05
ASTRA H 1.6	A16XER, Z16XEP	03/04 → 05/14	VECTRA C 2.0 DTI	Y20DTH	10/03 → 08/05	ASTRA IV 2.0 DTI 16V	Z20LET	02/98 → 05/05	ASTRA IV 2.0 DTI 16V	Z20LET	02/98 → 05/05	ASTRA IV 2.0 DTI 16V	Z20LET	02/98 → 05/05
ASTRA H 1.6 16V	Z16XE	03/04 → 01/08	VECTRA C 2.0 DTI 16V	Y20DTH	04/02 → 08/06	ASTRA IV 2.0 DTI 16V	Z20LET	02/98 → 05/05	ASTRA IV 2.0 DTI 16V	Z20LET	02/98 → 05/05	ASTRA IV 2.0 DTI 16V	Z20LET	02/98 → 05/05
ASTRA H 1.6 EcoTec	Z16XEP, A16LET	02/04 → 12/10	VECTRA C 2.0 Turbo	Z20NET	10/03 → 08/08	ASTRA IV 2.0 DTI 16V	Z20LET	02/98 → 05/05	ASTRA IV 2.0 DTI 16V	Z20LET	02/98 → 05/05	ASTRA IV 2.0 DTI 16V	Z20LET	02/98 → 05/05
ASTRA H 1.6 LPG	Z16XER	08/09 → 10/10	VECTRA C 2.2 16V	Z22SE	04/02 → 12/08	ASTRA IV 2.0 DTI 16V	Z20LET	02/98 → 05/05	ASTRA IV 2.0 DTI 16V	Z20LET	02/98 → 05/05	ASTRA IV 2.0 DTI 16V	Z20LET	02/98 → 05/05
ASTRA H 1.6 Turbo	A16LET, A17DTJ	02/07 → 10/10	VECTRA C 2.2 DGi	Z22YH	10/03 → 08/08	ASTRA IV 2.0 DTI 16V	Z20LET	02/98 → 05/05	ASTRA IV 2.0 DTI 16V	Z20LET	02/98 → 05/05	ASTRA IV 2.0 DTI 16V	Z20LET	02/98 → 05/05
ASTRA H 1.7 CDTi	A17DTJ, A18XER	03/04 → 10/15	VECTRA C 2.2 direct	Z22YH	10/03 → 08/08	ASTRA IV 2.0 DTI 16V	Z20LET	02/98 → 05/05	ASTRA IV 2.0 DTI 16V	Z20LET	02/98 → 05/05	ASTRA IV 2.0 DTI 16V	Z20LET	02/98 → 05/05
ASTRA H 1.8	A18XER, Z19DT	01/04 → 05/14	VECTRA C 2.2 DTI	Y22DTR, Y22DTR	10/03 → 06/08	ASTRA IV 2.0 DTI 16V	Z20LET	02/98 → 05/05	ASTRA IV 2.0 DTI 16V	Z20LET	02/98 → 05/05	ASTRA IV 2.0 DTI 16V	Z20LET	02/98 → 05/05
ASTRA H 1.9 CDTi	Z19DT, Z20LEH	06/04 → 12/12	VECTRA C 2.2 DTI 16V	Y22DTR, Z28NEL	04/02 → 06/08	ASTRA IV 2.0 DTI 16V	Z20LET	02/98 → 05/05	ASTRA IV 2.0 DTI 16V	Z20LET	02/98 → 05/05	ASTRA IV 2.0 DTI 16V	Z20LET	02/98 → 05/05
ASTRA H 1.9 CDTi 16V	Z19DTJ	04/04 → 10/10	VECTRA C 2.8 V6 Turbo	Z28NEL, Y30DT	08/05 → 10/08	ASTRA IV 2.0 DTI 16V	Z20LET	02/98 → 05/05	ASTRA IV 2.0 DTI 16V	Z20LET	02/98 → 05/05	ASTRA IV 2.0 DTI 16V	Z20LET	02/98 → 05/05
ASTRA H 2.0 Turbo	Z20LEH, Z17DTJ	03/04 → 10/10	VECTRA C 2.8 V6 Turbo OPC	Z28NET	09/06 → 08/08	ASTRA IV 2.0 DTI 16V	Z20LET	02/98 → 05/05	ASTRA IV 2.0 DTI 16V	Z20LET	02/98 → 05/05	ASTRA IV 2.0 DTI 16V	Z20LET	02/98 → 05/05
ASTRA H 2.2	Z22YH	03/04 →	VECTRA C 3.0 CDTi	Y30DT, Y30DT	02/03 → 08/08	ASTRA IV 2.0 DTI 16V	Z20LET	02/98 → 05/05	ASTRA IV 2.0 DTI 16V	Z20LET	02/98 → 05/05	ASTRA IV 2.0 DTI 16V	Z20LET	02/98 → 05/05
ASTRA J 1.3 CDTi	Z13DTH	01/09 →	VECTRA C 3.0 V6 CDTi	Y30DT, X16XEL	10/03 → 08/08	ASTRA IV 2.0 DTI 16V	Z20LET	02/98 → 05/05	ASTRA IV 2.0 DTI 16V	Z20LET	02/98 → 05/05	ASTRA IV 2.0 DTI 16V	Z20LET	02/98 → 05/05
ASTRA J 1.4	Z14XEP	01/09 →	VECTRA C 3.2 V6	Z32SE	08/02 → 07/06	ASTRA IV 2.0 DTI 16V	Z20LET	02/98 → 05/05	ASTRA IV 2.0 DTI 16V	Z20LET	02/98 → 05/05	ASTRA IV 2.0 DTI 16V	Z20LET	02/98 → 05/05
ASTRA J 1.6	Z16XER	12/06 →	ZAFIRA A 1.6 16V	X16XEL, X18XE1	09/02 → 06/05	ASTRA IV 2.0 DTI 16V	Z20LET	02/98 → 05/05	ASTRA IV 2.0 DTI 16V	Z20LET	02/98 → 05/05	ASTRA IV 2.0 DTI 16V	Z20LET	02/98 → 05/05
ASTRA J 1.7 CDTi	Z17DTJ, Y13DT	01/09 →	ZAFIRA A 1.6 CNG	Z16YNG	09/01 → 06/05	ASTRA IV 2.0 DTI 16V	Z20LET	02/98 → 05/05	ASTRA IV 2.0 DTI 16V	Z20LET	02/98 → 05/05	ASTRA IV 2.0 DTI 16V	Z20LET	02/98 → 05/05
ASTRA J 1.8	Z18XER	02/07 →	ZAFIRA A 1.8	Z18XEL	02/03 → 06/05	ASTRA IV 2.0 DTI 16V	Z20LET	02/98 → 05/05	ASTRA IV 2.0 DTI 16V	Z20LET	02/98 → 05/05	ASTRA IV 2.0 DTI 16V	Z20LET	02/98 → 05/05
COMBO C 1.6 CNG	Y16YNG, Y16YNG	04/05 →	ZAFIRA A 1.8 16V	X18XE1, Z20LET	09/00 → 06/05	ASTRA IV 2.0 DTI 16V	Z20LET	02/98 → 05/05	ASTRA IV 2.0 DTI 16V	Z20LET	02/98 → 05/05	ASTRA IV 2.0 DTI 16V	Z20LET	02/98 → 05/05
COMBO C 1.6 CNG 16V	Y16YNG, Y13DT	04/05 →	ZAFIRA A 2.0 DI	X20DTL	07/99 → 06/00	ASTRA IV 2.0 DTI 16V	Z20LET	02/98 → 05/05	ASTRA IV 2.0 DTI 16V	Z20LET	02/98 → 05/05	ASTRA IV 2.0 DTI 16V	Z20LET	02/98 → 05/05
COMBO C 1.7 CDTi 16V	Z17DTH	07/04 →	ZAFIRA A 2.0 DI 16V	X20DTL	07/99 → 06/05	ASTRA IV 2.0 DTI 16V	Z20LET	02/98 → 05/05	ASTRA IV 2.0 DTI 16V	Z20LET	02/98 → 05/05	ASTRA IV 2.0 DTI 16V	Z20LET	02/98 → 05/05
COMBO C 1.7 DI 16V	Y17DTL	10/01 →	ZAFIRA A 2.0 DTI 16V	Y20DTH	09/00 → 06/05	ASTRA IV 2.0 DTI 16V	Z20LET	02/98 → 05/05	ASTRA IV 2.0 DTI 16V	Z20LET	02/98 → 05/05	ASTRA IV 2.0 DTI 16V	Z20LET	02/98 → 05/05
COMBO C 1.7 DTI 16V	Y17DT	10/01 →	ZAFIRA A 2.0 OPC	Z20LET, A16XER	09/01 → 06/05	ASTRA IV 2.0 DTI 16V	Z20LET	02/98 → 05/05	ASTRA IV 2.0 DTI 16V	Z20LET	02/98 → 05/05	ASTRA IV 2.0 DTI 16V	Z20LET	02/98 → 05/05
CORSA C 1.0	Z10XEP	06/03 → 12/09	ZAFIRA A 2.2 16V	Z22SE	09/00 → 06/05	ASTRA IV 2.0 DTI 16V	Z20LET	02/98 → 05/05	ASTRA IV 2.0 DTI 16V	Z20LET	02/98 → 05/05	ASTRA IV 2.0 DTI 16V	Z20LET	02/98 → 05/05
CORSA C 1.2	Z12XE	09/00 → 12/09	ZAFIRA A 2.2 DTI	Y22DTR	01/02 → 06/05	ASTRA IV 2.0 DTI 16V	Z20LET	02/98 → 05/05	ASTRA IV 2.0 DTI 16V	Z20LET	02/98 → 05/05	ASTRA IV 2.0 DTI 16V	Z20LET	02/98 → 05/05
CORSA C 1.2 16V	Z12XEP	07/04 → 12/09	ZAFIRA A 2.2 DTI 16V	Y22DTR	01/02 → 06/05	ASTRA IV 2.0 DTI 16V	Z20LET	02/98 → 05/05	ASTRA IV 2.0 DTI 16V	Z20LET	02/98 → 05/05	ASTRA IV 2.0 DTI 16V	Z20LET	02/98 → 05/05
CORSA C 1.2 Twinport	Z12XEP	07/04 → 12/09	ZAFIRA A 2.2 DTI 16V	Y22DTR	01/02 → 06/05	ASTRA IV 2.0 DTI 16V	Z20LET	02/98 → 05/05	ASTRA IV 2.0 DTI 16V	Z20LET	02/98 → 05/05	ASTRA IV 2.0 DTI 16V	Z20LET	02/98 → 05/05
CORSA C 1.3 CDTi	Y13DT, A10XEP	06/03 →	ZAFIRA B 1.6	A16XER, A16XNT	07/05 → 04/15	ASTRA IV 2.0 DTI 16V	Z20LET	02/98 → 05/05	ASTRA IV 2.0 DTI 16V	Z20LET	02/98 → 05/05	ASTRA IV 2.0 DTI 16V	Z20LET	02/98 → 05/05
CORSA C 1.3 CDTi 16V	Z13DT	07/05 → 06/06	ZAFIRA B 1.6 CNG	Z16XNT	07/05 → 04/15	ASTRA IV 2.0 DTI 16V	Z20LET	02/98 → 05/05	ASTRA IV 2.0 DTI 16V	Z20LET	02/98 → 05/05	ASTRA IV 2.0 DTI 16V	Z20LET	02/98 → 05/05
CORSA C 1.3 DTI	Y13DT	09/03 →	ZAFIRA B 1.6 CNG Turbo	A16XNT, A17DTJ	02/09 → 04/15	ASTRA IV 2.0 DTI 16V	Z20LET	02/98 → 05/05	ASTRA IV 2.0 DTI 16V	Z20LET	02/98 → 05/05	ASTRA IV 2.0 DTI 16V	Z20LET	02/98 → 05/05
CORSA C 1.4	Z14XE	07/00 →	ZAFIRA B 1.6 FlexFuel	Z16XER	08/08 → 12/12	ASTRA IV 2.0 DTI 16V	Z20LET	02/98 → 05/05	ASTRA IV 2.0 DTI 16V	Z20LET	02/98 → 05/05	ASTRA IV 2.0 DTI 16V	Z20LET	02/98 → 05/05
CORSA C 1.4 Twinport	Z14XEP	06/03 → 12/09	ZAFIRA B 1.7 CDTi	A17DTJ, A18XER	07/05 → 04/15	ASTRA IV 2.0 DTI 16V	Z20LET	02/98 → 05/05	ASTRA IV 2.0 DTI 16V	Z20LET	02/98 → 05/05	ASTRA IV 2.0 DTI 16V	Z20LET	02/98 → 05/05
CORSA C 1.6	Z16SE	09/00 →	ZAFIRA B 1.8	A18XER, Z19DT	07/05 → 04/15	ASTRA IV 2.0 DTI 16V	Z20LET	02/98 → 05/05	ASTRA IV 2.0 DTI 16V	Z20LET	02/98 → 05/05	ASTRA IV 2.0 DTI 16V	Z20LET	02/98 → 05/05
CORSA C 1.6 CNG	Y16YNG	05/03 → 12/09	ZAFIRA B 1.8 ECOTEC	Z18XER	07/05 → 04/15	ASTRA IV 2.0 DTI 16V	Z20LET	02/98 → 05/05	ASTRA IV 2.0 DTI 16V	Z20LET	02/98 → 05/05	ASTRA IV 2.0 DTI 16V	Z20LET	02/98 → 05/05
CORSA C 1.6 X	Z16YNG	08/05 →	ZAFIRA B 1.8 LPG	Z18XER	07/09 → 04/15	ASTRA IV 2.0 DTI 16V	Z20LET	02/98 → 05/05	ASTRA IV 2.0 DTI 16V	Z20LET	02/98 → 05/05	ASTRA IV 2.0 DTI 16V	Z20LET	02/98 → 05/05
CORSA C 1.7 CDTi	Z17DTH	06/03 → 12/12	ZAFIRA B 2.0	Z19DT, Z20LEH	07/05 → 04/15	ASTRA IV 2.0 DTI 16V	Z20LET	02/98 → 05/05	ASTRA IV 2.0 DTI 16V	Z20LET	02/98 → 05/05	ASTRA IV 2.0 DTI 16V	Z20LET	02/98 → 05/05
CORSA C 1.7 DI	Y17DTL	09/00 → 12/09	ZAFIRA B 2.2	Z20LEH, Z19DT	07/05 → 12/10	ASTRA IV 2.0 DTI 16V	Z20LET	02/98 → 05/05	ASTRA IV 2.0 DTI 16V	Z20LET	02/98 → 05/05	ASTRA IV 2.0 DTI 16V	Z20LET	02/98 → 05/05
CORSA C 1.7 DI 16V	Y17DTL	09/00 → 07/03	ZAFIRA C 1.8 ECOTEC	A18XER	01/11 →	ASTRA IV 2.0 DTI 16V	Z20LET	02/98 → 05/05	ASTRA IV 2.0 DTI 16V	Z20LET	02/98 → 05/05	ASTRA IV 2.0 DTI 16V	Z20LET	02/98 → 05/05
CORSA C 1.7 DTI	Y17DT	09/00 →	SAAB			ASTRA IV 2.0 DTI 16V	Z20LET	02/98 → 05/05	ASTRA IV 2.0 DTI 16V	Z20LET	02/98 → 05/05	ASTRA IV 2.0 DTI 16V	Z20LET	02/98 → 05/05
CORSA C 1.7 DTI 16V	Y17DT	09/00 → 07/03	9-3 1,8t	B207E	09/02 → 02/15	ASTRA IV 2.0 DTI 16V	Z20LET	02/98 → 05/05	ASTRA IV 2.0 DTI 16V	Z20LET	02/98 → 05/05	ASTRA IV 2.0 DTI 16V	Z20LET	02/98 → 05/05
CORSA C 1.8	Z18XE	09/00 → 12/09	9-3 1,8t BioPower	B207E	01/07 → 02/15	ASTRA IV 2.0 DTI 16V	Z20LET	02/98 → 05/05	ASTRA IV 2.0 DTI 16V	Z20LET	02/98 → 05/05	ASTRA IV 2.0 DTI 16V	Z20LET	02/98 → 05/05
CORSA D 1.0	A10XEP, A12XEL	07/06 → 08/14	9-3 1.8 i	Z18XE	01/04 → 02/15	ASTRA IV 2.0 DTI 16V	Z20LET	02/98 → 05/05	ASTRA IV 2.0 DTI 16V	Z20LET	02/98 → 05/05	ASTRA IV 2.0 DTI 16V	Z20LET	02/98 → 05/05
CORSA D 1.0 ECOTEC	A10XEP	01/10 → 08/14	9-3 1.9 TiD	Z19DT, B207E	09/04 → 02/15	ASTRA IV 2.0 DTI 16V	Z20LET	02/98 → 05/05	ASTRA IV 2.0 DTI 16V	Z20LET	02/98 → 05/05	ASTRA IV 2.0 DTI 16V	Z20LET	02/98 → 05/05
CORSA D 1.2	A12XEL, A12XER	07/06 → 08/14	9-3 1.9 TiD	A19DTR	12/07 → 02/15	ASTRA IV 2.0 DTI 16V	Z20LET	02/98 → 05/05	ASTRA IV 2.0 DTI 16V	Z20LET	02/98 → 05/05	ASTRA IV 2.0 DTI 16V	Z20LET	02/98 → 05/05
CORSA D 1.2 LPG	A12XER, A13DTC	08/06 → 08/14	9-3 2.0 t	B207E, --	09/02 → 02/15	ASTRA IV 2.0 DTI 16V	Z20LET	02/98 → 05/05	ASTRA IV 2.0 DTI 16V	Z20LET	02/98 → 05/05	ASTRA IV 2.0 DTI 16V	Z20LET	02/98 → 05/05
CORSA D 1.3 CDTi	A13DTC, A14NEL	07/06 → 08/14	9-3 2.0 t BioPower	--, A20NFT	01/07 →	ASTRA IV 2.0 DTI 16V	Z20LET	02/98 → 05/05	ASTRA IV 2.0 DTI 16V	Z20LET	02/98 → 05/05	ASTRA IV 2.0 DTI 16V	Z20LET	02/98 → 05/05
CORSA D 1.4	A14NEL, A16LEL	07/06 → 08/14	9-3 2.0 t BioPower XWD	A20NFT	01/11 → 02/15	ASTRA IV 2.0 DTI 16V	Z20LET	02/98 → 05/05	ASTRA IV 2.0 DTI 16V	Z20LET	02/98 → 05/05	ASTRA IV 2.0 DTI 16V	Z20LET	02/98 → 05/05
CORSA D 1.4 LPG	Z14XEP	08/06 → 12/11	9-3 2.0 T16	A20NFT, B284	01/07 → 02/15	ASTRA IV 2.0 DTI 16V	Z20LET	02/98 → 05/05	ASTRA IV 2.0 DTI 16V	Z20LET	02/98 → 05/05	ASTRA IV 2.0 DTI 16V	Z20LET	02/98 → 05/05
CORSA D 1.4 LPG ECOTEC	A14XEL	09/09 → 08/14	9-3 2.2 TiD	D223L	09/02 → 02/15	ASTRA IV 2.0 DTI 16V	Z20LET	02/98 → 05/05	ASTRA IV 2.0 DTI 16V	Z20LET	02/98 → 05/05	ASTRA IV 2.0 DTI 16V	Z20LET	02/98 → 05/05
CORSA D 1.6	Z16LER	07/12 → 08/14	9-3 2.8 Turbo V6	B284, D13A	03/05 →	ASTRA IV 2.0 DTI 16V	Z20LET	02/98 → 05/05	ASTRA IV 2.0 DTI 16V	Z20LET	02/9			

VAUXHALL		
MERIVA I 1.4 16V Twinport	Z14XEP	01/03 → 06/10
MERIVA I 1.6 i	Z16SE	01/03 → 06/10
MERIVA I 1.6 i 16V	Z16XE	01/03 → 09/05
MERIVA I 1.6 i 16V Twinport	Z16XEP	05/03 → 06/10
MERIVA I 1.6 Turbo	Z16LET	05/06 → 06/10
MERIVA I 1.7 CDTi	Z17DTH, Z18XE	09/03 → 06/10
MERIVA I 1.7 DTI	Y17DT	06/03 → 06/10
MERIVA I 1.8 i 16V	Z18XE	05/03 → 06/10
SIGNUM 1.8	Z18XE, Z28NEL	06/03 → 05/08
SIGNUM 1.9 CDTi	Z19DT	04/04 → 03/08
SIGNUM 1.9 CDTi 16V	Z19DTH	04/04 → 03/08
SIGNUM 1.9 Turbo	Z19DTH	01/05 → 05/08
SIGNUM 2.0 DTI	Y20DTH	05/03 → 05/08
SIGNUM 2.0 i Turbo	Z20NET	03/03 → 10/08
SIGNUM 2.2 DTI	Y22DTR	05/03 → 05/08
SIGNUM 2.2 i	Z22YH	05/03 → 05/08
SIGNUM 2.8 V6 Turbo	Z28NEL, Z16XE	07/05 → 10/08
SIGNUM 3.0 CDTi	Y30DT	05/03 → 05/08
SIGNUM 3.0 V6 CDTi	Z30DT	07/05 → 06/08
SIGNUM 3.2 V6	Z32SE	05/03 → 05/08
TIGRA B 1.3 CDTi	Z13DT	06/04 → 08/09
TIGRA B 1.4	Z14XEP	06/04 → 08/09
TIGRA B 1.8	Z18XE	06/04 → 08/09
VECTRA C 1.6 16V	Z16XE, Z18XEL	06/04 → 07/08
VECTRA C 1.8	Z18XEL, Z19DT	04/02 → 07/08
VECTRA C 1.8 16V	Z18XE	04/02 → 07/08
VECTRA C 1.8 16V Dualfuel	Z18XE	04/02 → 07/08
VECTRA C 1.9 CDTi	Z19DT, Z28NEL	04/02 → 09/08
VECTRA C 1.9 CDTi 16V	Z19DTH	04/04 → 05/09
VECTRA C 2.0 16V Turbo	Z20NET	01/00 → 10/08
VECTRA C 2.0 DTI 16V	Y20DTH	04/02 → 10/08
VECTRA C 2.2 16V	Z22SE	01/02 → 10/08
VECTRA C 2.2 direct	Z22YH	01/02 → 10/08
VECTRA C 2.2 DTI 16V	Y22DTR	04/02 → 10/08
VECTRA C 2.8 V6 Turbo	Z28NEL, X16XEL	08/05 → 05/09
VECTRA C 3.0 CDTi	Z30DT	08/05 → 07/08
VECTRA C 3.0 V6 CDTi	Y30DT	06/03 → 08/05
VECTRA C 3.2 V6	Z32SE	08/02 → 07/08
ZAFIRA A 1.6 16V	X16XEL, X18XE1	04/99 → 08/05
ZAFIRA A 1.6 CNG	Z16YNG	09/01 → 06/05
ZAFIRA A 1.6 Dualfuel	X16XEL	11/98 → 08/05
ZAFIRA A 1.8 16V	X18XE1, A16XER	09/00 → 08/05
ZAFIRA A 2.0	Z20LET	06/02 → 06/05
ZAFIRA A 2.0 DI 16V	X20DTL	10/99 → 08/05
ZAFIRA A 2.0 DTI 16V	Y20DTH	04/99 → 08/05
ZAFIRA A 2.0 GSi Turbo	Z20LET	09/01 → 06/05
ZAFIRA A 2.2 16V	Z22SE	11/98 → 08/04
ZAFIRA A 2.2 D	Y22DTR	06/01 → 06/05
ZAFIRA 1.7 CDTi	A17DTR	03/07 →
ZAFIRA B 1.6	A16XER, A16XNT	07/05 → 11/14
ZAFIRA B 1.6 CNG	Z16YNG	07/05 → 11/14
ZAFIRA B 1.6 CNG Turbo	A16XNT, A17DTJ	02/09 → 11/14
ZAFIRA B 1.7 CDTi	A17DTJ, A18XER	04/09 → 11/14
ZAFIRA B 1.8	A18XER, Z19DT	04/05 → 11/14
ZAFIRA B 1.9 CDTi	Z19DT, Z20LEH	07/05 → 11/14
ZAFIRA B 2.0	Z20LEH, F13DTE6	07/05 → 11/14
ZAFIRA B 2.2	Z22YH	07/05 → 11/14

7.1208



3

BRAKE/CLUTCH PEDAL SWITCHES

Adatt./Suitable:

ABARTH

55701395

CITROËN

6366 F1

FIAT

55701395

GENERAL MOTORS

09 185 906

13 178 792

55 701 395

OPEL

13178792

55701395

62 40 180

62 40 328

62 40 462

9185906

PEUGEOT

6366 F1

SAAB

55701395

91 85 906

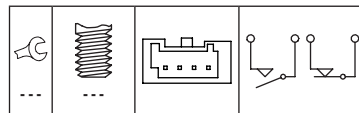
VAUXHALL

13178792

55701395

91 85 906

MARKET DIFFUSION: HIGH

**ABARTH**

GRANDE PUNTO 1.4

199A8.000

12/07 → 06/10

CITROËN

NEMO 1.3 BlueHdi 80

F13DTE6, F13DTE6

02/16 →

NEMO 1.3 HDi 80

F13DTE6, KFT(TU3A)

10/15 →

NEMO 1.4

KFT(TU3A), 8HS(DV4TED)

02/08 →

NEMO 1.4 HDi

8HS(DV4TED), 199A2.000

02/08 →

FIAT

FIORINO III 1.3 D Multijet

199A2.000, 350A1.000

11/07 →

FIORINO III 1.4

350A1.000, 350A1.000

11/07 →

FIORINO III 1.4 Natural Power

350A1.000, 199A2.000

06/08 →

GRANDE PUNTO 1.3 JTD

199A2.000, 199A2.000

02/06 → 06/13

GRANDE PUNTO 1.4

350A1.000

02/06 → 06/13

GRANDE PUNTO 1.4 LPG

350A1.000

10/05 → 12/12

GRANDE PUNTO 1.9 JTD

939A7.000

02/06 → 12/12

PUNTO III / GRANDE PUNTO

199A4.000

10/05 →

PUNTO III / GRANDE PUNTO

1.2

199A2.000, 199A7.000

10/05 →

PUNTO III / GRANDE PUNTO

1.3 JTD

--

01/08 → 09/09

PUNTO III / GRANDE PUNTO

1.4

199A7.000, 199A5.000

06/05 → 12/15

PUNTO III / GRANDE PUNTO

1.4 16V

199A6.000

10/05 →

PUNTO III / GRANDE PUNTO

1.4 Natural Power

350A1.000

07/08 →

PUNTO III / GRANDE PUNTO

1.4 T-Jet

198A4.000

09/07 →

PUNTO III / GRANDE PUNTO

1.9 D Multijet

199A5.000, 199A2.000

10/05 →

PUNTO III 1.4 Natural Power

350A1.000

03/09 →

QUBO 1.3 D Multijet

199A2.000, 350A1.000

02/08 →

QUBO 1.4

350A1.000, 350A1.000

02/08 →

QUBO 1.4 Natural Power

350A1.000, B10XFL

10/09 →

OPEL

ADAM 1.0

B10XFL, A12XEL

07/14 →

ADAM 1.2

A12XEL, A14XEL

10/12 →

ADAM 1.4

A14XEL, A14XEL

10/12 →

ADAM 1.4 LPG

A14XEL, Z14XEL

07/13 →

ADAM 1.4 S

B14NEH

11/14 →

ASTRA G 1.4

Z14XEL, Z14XEL

04/04 → 12/11

ASTRA G 1.4 LPG ECOTEC

Z14XEP

01/09 → 12/09

ASTRA H 1.2

Z12XEP

08/05 → 10/10

ASTRA H 1.3 CDTi

Z13DTH

12/04 → 12/11

ASTRA H 1.4

Z14XEL, A16XER

03/04 → 12/11

OPEL		
ASTRA H 1.4 EcoTec	Z14XEP	12/04 → 12/12
ASTRA H 1.4 LPG	Z14XEP	08/09 → 10/10
ASTRA H 1.6	A16XER, Z16XEP	03/04 → 05/14
ASTRA H 1.6 EcoTec	Z16XEP, A16LET	02/04 → 12/10
ASTRA H 1.6 LPG	Z16XER	08/09 → 10/10
ASTRA H 1.6 Turbo	A16LET, A17DTJ	02/07 → 10/10
ASTRA H 1.7 CDTi	A17DTJ, A18XER	03/04 → 10/15
ASTRA H 1.8	A18XER, Z19DT	01/04 → 05/14
ASTRA H 1.9 CDTi	Z19DT, Z20LEH	06/04 → 12/12
ASTRA H 1.9 CDTi 16V	Z19DTJ	04/04 → 10/10
ASTRA H 2.0 Turbo	Z20LEH, Z17DTJ	03/04 → 10/10
ASTRA H 2.2	Z22YH	03/04 →
ASTRA J 1.3 CDTi	Z13DTH	01/09 →
ASTRA J 1.4	Z14XEP	01/09 →
ASTRA J 1.6	Z16XER	12/06 →
ASTRA J 1.7 CDTi	Z17DTJ, A10XEP	01/09 →
ASTRA J 1.8	Z18XER	02/07 →
CORSA D 1.0	A10XEP	07/06 → 08/14
CORSA D 1.0 ECOTEC	A10XEP, A12XEL	08/06 → 08/14
CORSA D 1.2	A12XEL, A12XEL	07/06 → 08/14
CORSA D 1.2 ECOTEC	A12XEL, A12XER	08/06 → 08/14
CORSA D 1.2 LPG	A12XER, A13DTC	08/06 → 08/14
CORSA D 1.3 CDTi	A13DTC, A14NEL	07/06 → 08/14
CORSA D 1.4	A14NEL, A16LEL	07/06 → 08/14
CORSA D 1.4 LPG	Z14XEP	08/06 → 12/11
CORSA D 1.4 LPG ECOTEC	A14XEL	09/09 → 08/14
CORSA D 1.6	Z16LER	07/12 → 08/14
CORSA D 1.6 Turbo	A16LEL, A17DTS	11/06 → 08/14
CORSA D 1.7 CDTi	A17DTS, B10XFL	08/06 → 08/14
CORSA E 1.0	B10XFL, B13DTC	09/14 →
CORSA E 1.2	B12XEL	09/14 →
CORSA E 1.3 CDTi	B13DTC, B14XEJ	09/14 →
CORSA E 1.4	B14XEJ, B14XEL	09/14 →
CORSA E 1.4 LPG	B14XEL, B14NEH	03/15 →
CORSA E 1.4 Turbo	B14NEH, A13DTC	09/14 →
CORSA E 1.6 Turbo	B16LES	03/15 →
MERIVA B 1.3 CDTi	A13DTC, A14NEL	06/10 → 11/14
MERIVA B 1.4	A14NEL, A14NEL	06/10 → 03/17
MERIVA B 1.4 LPG	A14NEL, B16DTC	06/11 → 03/17
MERIVA B 1.6 CDTi	B16DTC, A17DT	01/14 → 03/17
MERIVA B 1.7 CDTi	A17DT, Z18XE	06/10 → 01/17
SIGNUM 1.8	Z18XE, Z19DT	05/03 → 12/08
SIGNUM 1.9 CDTi	Z19DT, Z28NEL	04/04 →
SIGNUM 2.0 DTI	Y20DTH	05/03 → 04/04
SIGNUM 2.0 Turbo	Z20NET	05/03 → 12/08
SIGNUM 2.2 direct	Z22YH	05/03 → 09/08
SIGNUM 2.2 DTI	Y22DTR	05/03 → 04/04
SIGNUM 2.2 DTI 16V	Y22DTR	05/03 → 06/08
SIGNUM 2.8	Z28NET	10/06 →
SIGNUM 2.8 V6 Turbo	Z28NEL, Y30DT	09/05 → 12/08
SIGNUM 3.0 V6 CDTi	Y30DT, Z16XE	05/03 → 12/08
SIGNUM 3.2 V6	Z32SE	05/03 → 07/05
VECTRA C 1.6	Z16XE, Z18XE	08/05 → 08/08
VECTRA C 1.6 16V	Z16XE	06/04 → 09/08
VECTRA C 1.8	Z18XE, Z18XE	04/02 → 08/08
VECTRA C 1.8 16V	Z18XE, Z19DT	04/02 → 09/08
VECTRA C 1.9 CDTi	Z19DT, Y22DTR	04/04 → 01/09
VECTRA C 2.0 16V Turbo	Z20NET	03/03 → 08/08
VECTRA C 2.0 DTI	Y20DTH	10/03 → 08/05
VECTRA C 2.0 DTI 16V	Y20DTH	04/02 → 08/06
VECTRA C 2.0 Turbo	Z20NET	10/03 → 08/08
VECTRA C 2.2 16V	Z22SE	04/02 → 12/08
VECTRA C 2.2 DGi	Z22YH	10/03 → 08/08
VECTRA C 2.2 direct	Z22YH	10/03 → 08/08
VECTRA C 2.2 DTI	Y22DTR, Y22DTR	10/03 → 06/08
VECTRA C 2.2 DTI 16V	Y22DTR, Z28NEL	04/02 → 06/08
VECTRA C 2.8 V6 Turbo	Z28NEL, Y30DT	08/05 → 10/08
VECTRA C 2.8 V6 Turbo OPC	Z28NET	09/06 → 08/08
VECTRA C 3.0 CDTi	Y30DT, Y30DT	02/03 → 08/08
VECTRA C 3.0 V6 CDTi	Y30DT, A16XER	10/03 → 08/08
VECTRA C 3.2 V6	Z32SE	08/02 → 07/06
ZAFIRA B 1.6	A16XER, A16XNT	07/05 → 04/15
ZAFIRA B 1.6 CNG	Z16XNT	07/05 → 04/15
ZAFIRA B 1.6 CNG Turbo	A16XNT, A17DTJ	02/09 → 04/15
ZAFIRA B 1.6 FlexFuel	Z16XER	08/08 → 12/12
ZAFIRA B 1.7 CDTi	A17DTJ, A18XER	07/05 →

PEUGEOT		
BIPPER TEEPEE 1.3 HDi 75	199A9.000, F13DTE6	10/10 →
BIPPER TEEPEE 1.3 HDi 80	F13DTE6, 8HS(DV4TED)	12/15 →
BIPPER TEEPEE 1.4	KFV(TU3A)	04/08 →
BIPPER TEEPEE 1.4 HDi	8HS(DV4TED), B207E	04/08 →

SAAB		
9-3 1,8t	B207E	09/02 → 02/15
9-3 1,8t BioPower	B207E, Z19DT	01/07 → 02/15
9-3 1.8 i	Z18XE	01/04 → 02/15
9-3 1.8t 2.0	B207E	03/05 → 02/15
9-3 1.9 TiD	Z19DT, B207E	09/04 → 02/15
9-3 1.9 TTiD	A19DTR	12/07 → 02/15
9-3 2.0	B207L	04/06 → 09/07
9-3 2.0 t	B207E, --	09/02 → 02/15
9-3 2.0 t BioPower	--, A20NFT	09/02 →
9-3 2.0 t BioPower XWD	A20NFT	01/11 → 02/15
9-3 2.0 t XWD	B207R	06/08 → 02/15
9-3 2.0 Ti6	A20NFT, B284	04/06 → 02/15
9-3 2.0 Turbo Performance	B207R	04/04 → 02/15
9-3 2.0 Turbo XWD	B207R	01/08 → 02/15
9-3 2.2 TiD	D223L	09/02 → 02/15
9-3 2.8 Turbo V6	B284, B284L	03/05 →
9-3 2.8 Turbo V6 XWD	B284R	05/08 → 02/15
9-3 2.8 V6 T	B284L, B10XFL	03/05 → 02/15
9-3X 1.9 TTiD AWD	Z19DTR	02/09 → 12/12
9-3X 2.0 t BioPower XWD	B207R	02/09 → 12/12

VAUXHALL		
ADAM 1.0	B10XFL, A12XEL	07/14 →
ADAM 1.2	A12XEL, A14XEL	10/12 →
ADAM 1.4	A14XEL, Z14XEL	10/12 →
ADAM 1.4 LPG	A14XEL	07/13 →
ADAM 1.4 S	B14NEH	11/14 →
ASTRA V 1.2	Z12XEP	08/05 → 10/10
ASTRA V 1.3 CDTi	Z13DTH	01/04 → 11/10
ASTRA V 1.4	Z14XEL, A16LET	01/04 → 10/10
ASTRA V 1.4 i 16V	Z14XEP	03/05 → 11/10
ASTRA V 1.6	A16LET, A16XER	01/04 → 11/10
ASTRA V 1.6 i 16V	A16XER, A16LET	10/06 → 08/11
ASTRA V 1.6 Turbo	A16LET, A17DTJ	09/06 → 09/09
ASTRA V 1.7 CDTi	A17DTJ, A18XER	01/04 → 10/12
ASTRA V 1.8	A18XER, Z19DT	01/04 → 11/10
ASTRA V 1.8 i 16V	Z18XER	03/07 → 11/10
ASTRA V 1.9 CDTi	Z19DT, Z20LEH	01/04 → 11/10
ASTRA V 1.9 CDTi 16V	Z19DTJ	01/04 → 05/09
ASTRA V 2.0	Z20LEH	02/06 → 11/10
ASTRA V 2.0 Turbo	Z20LEH, Z16XE1	01/04 → 11/10
ASTRA V 2.0 VXR	Z20LEH	02/09 → 11/10
ASTRAVAN III 1.3 CDTi	Z13DTH	08/05 →
ASTRAVAN III 1.4 i	Z14XEP	03/05 →
ASTRAVAN III 1.6	Z16XE1, A17DTJ	03/05 →
ASTRAVAN III 1.7 CDTi	A17DTJ, Z19DT	03/05 →
ASTRAVAN III 1.9 CDTi	Z19DT, A10XEP	03/05 → 11/11
CORSA D 1.0	A10XEP, A12XEL	11/06 → 08/14
CORSA D 1.0 i 12V	A10XEP	06/10 → 08/14
CORSA D 1.2	A12XEL, A12XER	11/06 → 08/14
CORSA D 1.2 i 16V	A12XER	11/06 → 08/14
CORSA D 1.2 LPG	A12XER, A13DTC	09/09 → 08/14
CORSA D 1.3 CDTi	A13DTC, A14NEL	07/06 → 08/14
CORSA D 1.4	A14NEL, A14XEL	07/06 → 08/14
CORSA D 1.4 LPG	A14XEL, A16LEL	07/06 → 08/14
CORSA D 1.6 SRI	A16LEL, A16LER	05/07 → 08/14
CORSA D 1.6 VXR	A16LER, A17DTS	06/11 → 08/14
CORSA D 1.7 CDTi	A17DTS, B10XFL	11/06 → 08/14
CORSA E 1.0	B10XFL, B13DTC	08/14 →
CORSA E 1.2	B12XEL	08/14 →
CORSA E 1.3 CDTi	B13DTC, B14NEH	08/14 →
CORSA E 1.4	B14NEH, A12XEL	08/14 →
CORSA E 1.4 LPG	B14XEL	08/14 →
CORSA E 1.6 VXR	B16LES	04/15 →
CORSAVAN III 1.2	A12XEL, A13DTC	07/09 →
CORSAVAN III 1.3 CDTi	A13DTC, B13DTC	07/06 →
CORSAVAN IV 1.2	B12XEL	10/14 →
CORSAVAN IV 1.3 CDTi	B13DTC, A13DTC	10/14 →
CORSAVAN IV 1.4	B14XEJ	10/14 →
MERIVA II 1.3 CDTi	A13DTC, A14NEL	06/10 →
MERIVA II 1.4	A14NEL, A14NEL	06/10 →
MERIVA II 1.4 LPG	A14NEL, B16DTC	06/11 →
MERIVA II 1.6 CDTi	B16DTC, A17DT	01/14 →
MERIVA II 1.7 CDTi	A17DT, Z18XE	06/10 →
SIGNUM 1.8	Z18XE, Z28NEL	06/03 → 05/08
SIGNUM 1.9 CDTi	Z19DT	04/04 → 03/08
SIGNUM 1.9 CDTi 16V	Z19DTH	04/04 → 03/08
SIGNUM 1.9 Turbo	Z19DTL	01/05 → 05/08
SIGNUM 2.0 DTi	Y20DTH	05/03 → 05/08
SIGNUM 2.0 i Turbo	Z20NET	03/03 → 10/08
SIGNUM 2.2 DTi	Y22DTR	05/03 → 05/08
SIGNUM 2.2 i	Z22YH	05/03 → 05/08
SIGNUM 2.8 V6 Turbo	Z28NEL, Z16XE	07/05 → 10/08
SIGNUM 3.0 CDTi	Y30DT	05/03 → 05/08

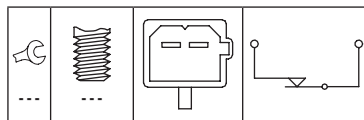
VAUXHALL		
SIGNUM 3.0 V6 CDTi	Z30DT	07/05 → 06/08
SIGNUM 3.2 V6	Z32SE	05/03 → 05/08
VECTRA C 1.6 16V	Z16XE, Z18XEL	06/04 → 07/08
VECTRA C 1.8	Z18XEL, Z19DT	04/02 → 07/08
VECTRA C 1.8 16V	Z18XE	04/02 → 07/08
VECTRA C 1.8 16V Dualfuel	Z18XE	04/02 → 07/08
VECTRA C 1.9 CDTi	Z19DT, Z28NEL	04/02 → 09/08
VECTRA C 1.9 CDTi 16V	Z19DTH	04/04 → 05/09
VECTRA C 2.0 16V Turbo	Z20NET	01/00 → 10/08
VECTRA C 2.0 DTi 16V	Y20DTH	04/02 → 10/08
VECTRA C 2.2 16V	Z22SE	01/02 → 10/08
VECTRA C 2.2 direct	Z22YH	01/02 → 10/08
VECTRA C 2.2 DTi 16V	Y22DTR	04/02 → 10/08
VECTRA C 2.8 V6 Turbo	Z28NEL, A16XER	08/05 → 05/09
VECTRA C 3.0 CDTi	Z30DT	08/05 → 07/08
VECTRA C 3.0 V6 CDTi	Y30DT	06/03 → 08/05
VECTRA C 3.2 V6	Z32SE	08/02 → 07/08
ZAFIRA A 1.6 CNG	Z16YNG	09/01 → 06/05
ZAFIRA 1.7 CDTi	A17DTR	03/07 →
ZAFIRA B 1.6	A16XER, A16XNT	07/05 → 11/14
ZAFIRA B 1.6 CNG	Z16YNG	07/05 → 11/14
ZAFIRA B 1.6 CNG Turbo	A16XNT, A17DTJ	02/09 → 11/14
ZAFIRA B 1.7 CDTi	A17DTJ, A18XER	04/09 → 11/14
ZAFIRA B 1.8	A18XER, Z19DT	04/05 → 11/14
ZAFIRA B 1.9 CDTi	Z19DT, Z20LEH	07/05 → 11/14
ZAFIRA B 2.0	Z20LEH, 199A6.000	07/05 → 11/14
ZAFIRA B 2.2	Z22YH	07/05 → 11/14

7.1209

BRAKE/CLUTCH PEDAL SWITCHES

Adatt./Suitable:
FIAT
51742745

MARKET DIFFUSION: MEDIUM



FIAT		
PUNTO II 1.2	188A4.000	06/03 →
PUNTO II 1.2 16V	188A5.000	06/03 →
PUNTO II 1.2 Natural Power	188A4.000	09/03 → 03/12
PUNTO II 1.3 Multijet	188A9.000	02/05 → 10/09
PUNTO II 1.3 JTD	188A9.000	06/03 → 10/05
PUNTO II 1.3 JTD 16V	188A9.000	06/03 → 03/12
PUNTO II 1.4	199A6.000, 188A7.000	09/03 →
PUNTO II 1.8 16V	188A6.000	06/03 →
PUNTO II 1.9 JTD	188A7.000, DV6B	02/00 → 03/12

7.1210

3

BRAKE/CLUTCH PEDAL SWITCHES

Adatt./Suitable:

CITROËN
2189 20
2189 24
96 528 434 80
96 639 283 80

DS

2189 20

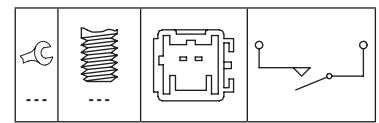

2189 24

PEUGEOT

2189 20

2189 24

MARKET DIFFUSION: HIGH



CITROËN		
BERLINGO I 1.4 bivalent	TU3JPCNG	11/02 → 12/11
BERLINGO I 1.4 Hybrid	TU3JPHYBRID	05/05 → 05/08
BERLINGO I 1.6	EP6CB	04/08 → 12/10
BERLINGO I 1.6 16V	TU5JP4	11/02 → 10/08
BERLINGO I 1.6 HDI 75	DV6B, --	07/05 → 12/11
BERLINGO I 1.6 HDI 90	9HX(DV6ATED4)	07/05 → 12/11
BERLINGO II 1.2 PureTech 110	--, N6A(TU5JP4)	02/16 →
BERLINGO II 1.6	N6A(TU5JP4), BHY(DV6FD)	04/08 →
BERLINGO II 1.6 BlueHdi 100	BHY(DV6FD), 9HN(DV6ETED)	12/14 →
BERLINGO II 1.6 BlueHdi 100 4x4	BHY(DV6FD)	12/14 →
BERLINGO II 1.6 BlueHdi 120	BHZ(DV6FC)	12/14 →
BERLINGO II 1.6 HDi	DV6BTE4	06/08 → 12/11
BERLINGO II 1.6 HDi / BlueHdi 75	9HN(DV6ETED), 9HL(DV6C)	07/10 →
BERLINGO II 1.6 HDi 110	9HL(DV6C), 9HL(DV6C)	04/08 →
BERLINGO II 1.6 HDi 115	9HL(DV6C), 9HT(DV6BTE4)	07/10 →
BERLINGO II 1.6 HDi 115 4x4	--	02/12 →
BERLINGO II 1.6 HDi 75	9HT(DV6BTE4), 9HN(DV6ETED)	04/08 →
BERLINGO II 1.6 HDi 75 / BlueHdi 75	9HN(DV6ETED), 9HT(DV6BTE4)	04/08 →
BERLINGO II 1.6 HDi 75 16V	9HT(DV6BTE4), 9HF(DV6DTED)	04/08 →
BERLINGO II 1.6 HDi 75 4x4	9HN(DV6ETED)	02/12 →
BERLINGO II 1.6 HDi 90	9HF(DV6DTE4), 9HS(DV6TETED4BU)	04/08 →
BERLINGO II 1.6 HDi 90 16V	9HS(DV6TETED4BU), 5FS(EP6C)	04/08 →
BERLINGO II 1.6 HDi 90 4x4	9HF(DV6DTE4)	02/12 →
BERLINGO II 1.6 HDi 92	9HJ(DV6DTE4)	07/10 →
BERLINGO II 1.6 VTi 120	5FS(EP6C), 5FK(EP6CB)	11/09 →
BERLINGO II 1.6 VTi 95	5FK(EP6CB), HFX(TU1A)	07/10 →
BERLINGO III 1.2 PureTech 110	EB2ADT	06/18 →
BERLINGO III 1.5 BlueHdi 100	DV5RD	06/18 →
BERLINGO III 1.5 BlueHdi 130	DV5RC	06/18 →
BERLINGO III 1.5 BlueHdi 75	DV5RE	06/18 →
C2 1.1	HFX(TU1A), KFV(TU3JP)	09/03 →
C2 1.4	KFV(TU3JP), ET3J4	09/03 →
C2 1.4 16V	ET3J4, 8HX(DV4TD)	06/06 →
C2 1.4 HDi	8HX(DV4TD), NFU(TU5JP4)	09/03 →
C2 1.6	NFU(TU5JP4), 9HZ(DV6TETED4)	09/03 →
C2 1.6 HDi	9HZ(DV6TETED4), NFS(TU5JP4S)	09/05 →
C2 1.6 VTS	NFS(TU5JP4S), EB2ADT	01/05 →
C3 I 1.1 i	HFX(TU1A)	02/02 →
C3 I 1.4 16V	KFU(ET3J4)	12/03 →
C3 I 1.4 16V HDi	8HY(DV4TED4)	02/02 →
C3 I 1.4 BiFuel	TU3JP	09/08 → 12/09
C3 I 1.4 HDi	8HX(DV4TD), KFV(TU3A)	02/02 →

CITROËN			CITROËN			CITROËN		
C3 I 1.4 i	KFV(TU3A), KFV(TU3JP)	02/02 →	C4 II 1.6 HDi 115	9HD(DV6C), 9HJ(DV6DTEDM)	07/12 →	C4 PICASSO II 1.6 THP 165	5GZ(EP6FDT)	07/14 →
C3 I 1.4 i Bivalent	KFV(TU3JP), N6A(TUSJP4)	02/02 →	C4 II 1.6 HDi 90	9HJ(DV6DTEDM), 5FV(EP6CDT)	11/09 →	C4 PICASSO II 1.6 VTi 120	5F5(EP6C), 9HY(DV6TED4)	02/13 →
C3 I 1.6 16V	N6A(TUSJP4), 9HX(DV6ATED4)	02/02 →	C4 II 1.6 HDi 92	9HJ(DV6DTEDM)	07/10 →	C4 PICASSO II 2.0 BlueHdi 135	DW10FD	09/13 →
C3 I 1.6 16V HDi	9HX(DV6ATED4), KFV(TU3A)	09/05 →	C4 II 1.6 THP 155	5FV(EP6CDT), 5F5(EP6C)	11/09 →	C4 PICASSO II 2.0 BlueHdi 135 Hybrid	AHS(DW10FD)	09/13 →
C3 I PLURIEL 1.4	KFV(TU3A), 8HX(DV4TD)	05/03 →	C4 II 1.6 VTi 120	5F5(EP6C), 5F5(EP6C)	11/09 →	C4 PICASSO II 2.0 BlueHdi 150	DW10FD	09/13 →
C3 I PLURIEL 1.4 HDi	8HX(DV4TD), EBO	04/04 →	C4 II 1.6 VTi 120 LPG	5F5(EP6C), DW10CCFAPDTR	09/11 →	C5 I 1.6 HDi	9HY(DV6TED4), 6FY(EW7A)	09/04 →
C3 I PLURIEL 1.4 Hybrid	KFV(TU3JP)	05/05 →	C4 II 2.0 Flex	RFJ(EW10A)	11/09 →	C5 I 1.8 16V	6FY(EW7A), 4HP(DW12BTED4)	09/04 →
C3 I PLURIEL 1.6	NFU(TUSJP4)	05/03 →	C4 II 2.0 HDi	DW10CCFAPDTR, DW10CTED4	10/10 →	C5 I 2.0 16V	RFJ(EW10A)	09/04 →
C3 II 1.0 VTi 68	EBO, EB2DT	08/12 →	C4 II 2.0 HDi / BlueHdi 150	DW10CTED4, 5FX(EP6DT)	11/09 →	C5 I 2.0 HDi	RHR(DW10BTED4)	09/04 →
C3 II 1.1	HFV(TU1JP)	11/09 →	C4 CACTUS 1.2 PureTech 130	EB2DTS	11/17 →	C5 I 2.2 HDi	4HP(DW12BTED4), 9HL(DV6C)	04/06 →
C3 II 1.1 BiFuel	HFV(TU1A)	11/10 →	C4 CACTUS 1.2 THP 110	EB2DT, EB2D	09/14 →	C4 SPACETOUREUR 1.2 PureTech 110	EB2DTS	04/18 →
C3 II 1.2 THP 110	EB2DT, K6E(TU3A)	10/14 →	C4 CACTUS 1.2 VTi 75	EB2D, EB2	09/14 →	C4 SPACETOUREUR 1.2 PureTech 130	EB2DTS	04/18 →
C3 II 1.2 VTi 82	HMZ(EB2F)	06/12 →	C4 CACTUS 1.2 VTi 82	EB2, BHY(DV6FD)	09/14 →	C4 SPACETOUREUR 1.5 BlueHdi 130	DV5RC	05/18 →
C3 II 1.4	K6E(TU3A), 8HR(DV4C)	11/09 →	C4 CACTUS 1.5 BlueHdi 100	DV5RD	06/18 →	C4 SPACETOUREUR 1.6 BlueHdi 100	DV6FD	04/18 →
C3 II 1.4 16V	EP3C	11/09 →	C4 CACTUS 1.6 BlueHdi 100	BHY(DV6FD), 5FX(EP6DT)	09/14 →	C4 SPACETOUREUR 1.6 BlueHdi 120	DV6FC	04/18 →
C3 II 1.4 HDi 70	8HR(DV4C), 8FN(EP3)	11/09 →	C4 CACTUS 1.6 HDi 90	9HP(DV6DTEDE)	09/14 →	C4 SPACETOUREUR 2.0 BlueHdi 150	DW10FD	04/18 →
C3 II 1.4 LPG	8FN(EP3), BHY(DV6FD)	07/10 →	C4 GRAND PICASSO I 1.6 HDi	5FX(EP6DT), 9HY(DV6TED4)	07/08 →	C5 II 1.6 HDi 110	9HL(DV6C), 9HL(DV6C)	02/08 →
C3 II 1.4 VTi	8FR(EP3)	11/09 →	C4 GRAND PICASSO I 1.6 HDi 110	9HY(DV6TED4), 9HL(DV6C)	10/06 →	C5 II 1.6 HDi 115	9HL(DV6C), 5FN(EP6CDT)	01/12 →
C3 II 1.4 VTi 95	8FP(EP3)	11/09 →	C4 GRAND PICASSO I 1.6 THP 155	9HL(DV6C), RHJ(DW10BTED4)	09/10 →	C5 II 1.6 THP 150	5FN(EP6CDT), 5FV(EP6CDT)	04/09 →
C3 II 1.6 BlueHdi	DV6FE	03/15 → 09/16	C4 GRAND PICASSO I 1.6 THP 155	5FV(EP6CDT)	09/10 →	C5 II 1.6 THP 155	5FV(EP6CDT), 5F5(EP6C)	04/09 →
C3 II 1.6 BlueHdi 100	BHY(DV6FD), BHW(DV6FE)	07/14 →	C4 GRAND PICASSO I 1.6 VTi 120	5FW(EP6)	07/08 →	C5 II 1.8 16V	6FY(EW7A)	10/06 →
C3 II 1.6 BlueHdi 75	BHW(DV6FE), 9HJ(DV6DTEDM)	04/15 →	C4 GRAND PICASSO I 1.8 i 16V	6FY(EW7A)	10/06 →	C5 II 2.0 16V	EW10A, EW10A	02/08 →
C3 II 1.6 Flex	NFX(TUSJP4)	11/09 →	C4 GRAND PICASSO I 1.8 i 16V CNG	EW7ACNG	03/09 → 12/11	C5 II 2.0 16V BioFlex	EW10A, DW10BTED4	02/08 →
C3 II 1.6 HDi	9HJ(DV6DTEDM), 9HD(DV6C)	11/09 →	C4 GRAND PICASSO I 1.8 i 16V Flex	EW7A	06/09 → 01/13	C5 II 2.0 HDi	DW10BTED4, DW10BTED4	02/08 →
C3 II 1.6 HDi 110	9HR(DV6C)	11/09 →	C4 GRAND PICASSO I 2.0 HDi 138	RHJ(DW10BTED4), DW10CTED4	10/06 →	C5 II 2.0 HDi 140	DW10BTED4, AHR(DW10FD)	04/09 →
C3 II 1.6 HDi 115	9HD(DV6C), EB2DT	09/12 →	C4 GRAND PICASSO I 2.0 HDi 150	DW10CTED4, RFJ(EW10A)	07/09 →	C5 II 2.0 HDi 150 / BlueHdi 150	AHR(DW10FD), DW10CTED4	04/09 →
C3 II 1.6 HDi 90	9HX(DV6ATED4)	11/09 →	C4 GRAND PICASSO I 2.0 HDi 165	RHH(DW10CTED4)	09/10 →	C5 II 2.0 HDi 165	DW10CTED4, 4HT(DW12BTED4)	04/09 →
C3 II 1.6 VTi 120	5F5(EP6C)	11/09 →	C4 GRAND PICASSO I 2.0 i 16V	RFJ(EW10A), EB2DTS	10/06 →	C5 II 2.0 HDi 180	AHW(DW10FC)	03/15 →
C3 III 1.2 PureTech 82	EB2FA	05/18 →	C4 GRAND PICASSO II 1.2 THP 130	EB2DTS, BHY(DV6FD)	04/14 →	C5 II 2.2 HDi	4HT(DW12BTED4), 4HP(DW12BTED4)	02/08 →
C3 III 1.2 THP 110	EB2DT, EB2F	07/16 →	C4 GRAND PICASSO II 1.6 BlueHdi 100	BHY(DV6FD), BHZ(DV6FC)	01/15 →	C5 II 2.2 HDi 165	4HP(DW12BTED4), DT17ED4	02/08 →
C3 III 1.2 VTi 68	EB2FB	07/16 →	C4 GRAND PICASSO II 1.6 BlueHdi 120	BHZ(DV6FC), 9HC(DV6C)	07/14 →	C5 II 2.2 HDi 200	4HL(DW12C)	07/10 →
C3 III 1.2 VTi 82	EB2F, 8FN(EP3)	07/16 →	C4 GRAND PICASSO II 1.6 HDi / BlueHdi 115	9HC(DV6C), 5FV(EP6CDT)	09/13 →	C5 II 2.7 HDi	DT17ED4, 4HP(DW12BTED4)	02/08 →
C3 III 1.5 BlueHdi 100	DV5RD	05/18 →	C4 GRAND PICASSO II 1.6 HDi 90	9HP(DV6DTEDE)	09/13 →	C5 II 3.0 V6	XFU(E59A)	02/08 →
C3 III 1.6 BlueHdi 100	DV6FD	07/16 →	C4 GRAND PICASSO II 1.6 THP 150	5FX(EP6DT)	09/14 →	C6 2.2 HDi	4HP(DW12BTED4), EB2M	06/06 →
C3 III 1.6 BlueHdi 75	DV6FE	07/16 →	C4 GRAND PICASSO II 1.6 THP 155	5FV(EP6CDT), 5F5(EP6C)	09/13 →	C-ELYSEE 1.2 VTi 72	EB2M, BHY(DV6FD)	11/12 →
C3 AIRCROSS II 1.5 BlueHdi 100	DV5RD	08/18 →	C4 GRAND PICASSO II 1.6 THP 165	5GZ(EP6FDT)	07/14 →	C-ELYSEE 1.2 VTi 82	EB2F	12/14 →
C3 AIRCROSS 1.2 Puretech 110	EB2ADT, EB2F	06/17 →	C4 GRAND PICASSO II 1.6 THP 165	5GZ(EP6FDT)	07/14 →	C-ELYSEE 1.6 BlueHdi 100	BHY(DV6FD), 9HJ(DV6DTEDM)	11/14 →
C3 AIRCROSS 1.2 Puretech 130	EB2DTS	07/17 →	C4 GRAND PICASSO II 1.6 VTi 120	5F5(EP6C), AHX(DW10FD)	09/13 →	C-ELYSEE 1.6 HDi 92	9HJ(DV6DTEDM), ECS	11/12 →
C3 AIRCROSS 1.2 Puretech 82	EB2F, 8HX(DV4TD)	06/17 →	C4 GRAND PICASSO II 2.0 BlueHdi 135	DW10FD	09/13 →	C-ELYSEE 1.6 VTi 115	ECS, EB2DT	11/12 →
C3 AIRCROSS 1.5 BlueHdi 100	DV5RD	08/18 →	C4 GRAND PICASSO II 2.0 BlueHdi 135 Hybrid	AHS(DW10FD)	09/13 →	DISPATCH 2.0 BlueHdi 120	DW10FE	06/16 →
C3 AIRCROSS 1.6 BlueHdi 100	DV6FD	07/17 →	C4 GRAND PICASSO II 2.0 BlueHdi 150	AHX(DW10FD), N6A(TUSJP4)	09/13 →	DS3 1.2 THP 150	EB2DT, EB2	10/14 → 07/15
C3 AIRCROSS 1.6 BlueHdi 115	DV6FC	06/17 →	C4 PICASSO I 1.6 16V	5FX(EP6DT), 9HY(DV6TED4)	07/08 → 08/13	DS3 1.2 VTi 82	EB2, 8HR(DV4C)	01/13 → 07/15
C3 AIRCROSS 1.6 BlueHdi 120	DV6FC	07/17 →	C4 PICASSO I 1.6 HDi	9HY(DV6TED4), 9HL(DV6C)	02/07 → 08/13	DS3 1.4 HDi 70	8HR(DV4C), 8FP(EP3)	04/10 → 07/15
C3 PICASSO 1.2 THP 110	HNZ(EB2DT)	01/15 →	C4 PICASSO I 1.6 HDi 110	9HL(DV6C), 5FW(EP6CDT)	09/10 →	DS3 1.4 VTi 95	8FP(EP3), 8FN(EP3)	04/10 → 07/15
C3 PICASSO 1.4	EP3C	02/09 →	C4 PICASSO I 1.6 HDi 115	9HL(DV6C), 5FW(EP6CDT)	09/10 →	DS3 1.4 VTi 95 LPG	8FN(EP3), 8FR(EP3)	08/12 → 07/15
C3 PICASSO 1.4 VTi 95	8FN(EP3), 8FN(EP3)	02/09 →	C4 PICASSO I 1.6 THP 155	5FV(EP6CDT), 5F5(EP6C)	09/13 →	DS3 1.4 VTi 98	8FR(EP3), 5FM(EP6DT)	11/09 → 07/15
C3 PICASSO 1.4 VTi 95 LPG	8FN(EP3), BHY(DV6FD)	01/12 →	C4 GRAND PICASSO II 1.6 THP 155	5GZ(EP6FDT)	07/14 →	DS3 1.6	5FM(EP6DT), BHY(DV6FD)	02/11 → 07/15
C3 PICASSO 1.6 BlueHdi 100	BHY(DV6FD), 9HX(DV6ATED4)	01/15 →	C4 GRAND PICASSO II 1.6 THP 165	5GZ(EP6FDT)	07/14 →	DS3 1.6 BlueHdi 100	BHY(DV6FD), BHX(DV6FC)	07/14 → 07/15
C3 PICASSO 1.6 HDi	9HX(DV6ATED4), 9HD(DV6C)	02/09 →	C4 GRAND PICASSO II 1.6 VTi 120	5F5(EP6C), AHX(DW10FD)	09/13 →	DS3 1.6 BlueHdi 115	BHX(DV6FC), BHZ(DV6FC)	10/13 → 07/15
C3 PICASSO 1.6 HDi 110	9HR(DV6C)	05/10 →	C4 GRAND PICASSO II 2.0 BlueHdi 135	DW10FD	09/13 →	DS3 1.6 BlueHdi 120	BHZ(DV6FC), BHW(DV6FE)	10/13 → 07/15
C3 PICASSO 1.6 HDi 115	9HD(DV6C), 9HP(DV6DTEDE)	01/13 →	C4 GRAND PICASSO II 2.0 BlueHdi 135 Hybrid	AHS(DW10FD)	09/13 →	DS3 1.6 BlueHdi 75	BHW(DV6FE), 9HR(DV6C)	03/15 → 07/15
C3 PICASSO 1.6 HDi 90	9HP(DV6DTEDE), 5F5(EP6C)	07/10 →	C4 GRAND PICASSO II 2.0 BlueHdi 150	AHX(DW10FD), N6A(TUSJP4)	09/13 →	DS3 1.6 HDi 110	9HR(DV6C), 9HD(DV6C)	11/09 → 07/15
C3 PICASSO 1.6 VTi	EP6	07/09 →	C4 PICASSO I 1.6 16V	5FX(EP6DT), 9HY(DV6TED4)	07/08 → 08/13	DS3 1.6 HDi 115	9HD(DV6C), 9HP(DV6DTEDE)	08/12 → 07/15
C3 PICASSO 1.6 VTi 120	5F5(EP6C), EB2DT	02/09 →	C4 PICASSO I 1.6 HDi	9HY(DV6TED4), 9HL(DV6C)	02/07 → 08/13	DS3 1.6 HDi 90	9HP(DV6DTEDE), 5FD(EP6DTS)	11/09 → 07/15
C4 I 1.4 16V	KFU(ET3J4)	11/04 → 07/11	C4 PICASSO I 1.6 HDi 110	9HL(DV6C), 5FW(EP6)	09/10 →	DS3 1.6 Racing	5FD(EP6DTS), 5FN(EP6CDT)	02/11 → 07/15
C4 I 1.6 16V	NFU(TUSJP4)	11/04 → 07/11	C4 PICASSO I 1.6 HDi 115	9HL(DV6C), 5FW(EP6CDT)	09/10 →	DS3 1.6 THP 150	5FN(EP6CDT), 5FR(EP6DT)	01/10 → 07/15
C4 I 1.6 16V Bio-Flex	N6A(TUSJP4), 9HV(DV6TED4)	09/07 →	C4 PICASSO I 1.6 THP 155	5FV(EP6CDT)	09/10 →	DS3 1.6 THP 155	5FR(EP6DT), 5GZ(EP6FDT)	04/10 → 07/15
C4 I 1.6 16V Flex Fuel	N6A(TUSJP4)	02/09 →	C4 PICASSO I 1.6 VTi 120	5FW(EP6), RHJ(DW10BTED4)	07/08 →	DS3 1.6 THP 165	5GZ(EP6FDT), 5F5(EP6C)	10/14 → 07/15
C4 I 1.6 Flex	--	02/09 → 07/11	C4 PICASSO I 1.8 Bifuel	6FY(EW7A)	01/09 → 10/12	DS3 1.6 THP Racing	EP6DTS	02/11 → 07/15
C4 I 1.6 HDi	9HV(DV6TED4), EW10A	11/04 →	C4 PICASSO I 1.8 i 16V	6FY(EW7A)	02/07 → 12/11	DS3 1.6 VTi 120	5F5(EP6C), EB2DTS	04/10 → 07/15
C4 I 1.6 THP 140	5FT(EP6DT)	07/08 → 07/11	C4 PICASSO I 2.0 HDi 138	RHJ(DW10BTED4), DW10CTED4	10/06 → 08/13	DS4 1.2 THP 130	EB2DTS, BHZ(DV6FC)	07/14 → 07/15
C4 I 1.6 THP 150	5FX(EP6DT)	07/08 → 07/11	C4 PICASSO I 2.0 HDi 150	DW10CTED4, DW10CTED4/FAP	07/09 → 08/13	DS4 1.6 BlueHdi 115	BHX(DV6FC)	07/14 → 07/15
C4 I 1.6 VTi 120	5FW(EP6)	07/08 → 07/11	C4 PICASSO I 2.0 HDi 165	DW10CTED4/FAP, EB2DTS	09/10 →	DS4 1.6 BlueHdi 120	BHZ(DV6FC), 9HR(DV6C)	07/14 → 07/15
C4 I 2.0 16V	EW10A, DW10BTED4	11/04 →	C4 PICASSO I 2.0 i 16V	RFJ(EW10A)	09/07 → 08/13	DS4 1.6 HDi 110	9HR(DV6C), 9HD(DV6C)	04/11 → 07/15
C4 I 2.0 HDi	DW10BTED4, EB2DTS	11/04 → 07/11	C4 PICASSO I 2.0 HDi 138	RHJ(DW10BTED4), DW10CTED4	10/06 → 08/13	DS4 1.6 HDi 115	9HD(DV6C), 9HP(DV6DTEDE)	08/12 → 07/15
C4 I 2.0 VTR	EW10A	10/06 → 12/07	C4 PICASSO I 2.0 HDi 150	DW10CTED4, DW10CTED4/FAP	07/09 → 08/13	DS4 1.6 HDi 90	9HP(DV6DTEDE), 5FM(EP6DT)	05/11 → 07/15
C4 II 1.2 THP 110	HNZ(EB2DT)	02/15 →	C4 PICASSO I 2.0 HDi 165	DW10CTED4/FAP, EB2DTS	09/10 →	DS4 1.6 THP 150	EP6CTMD	04/11 → 07/15
C4 II 1.2 THP 130	EB2DTS, 8FP(EP3)	04/14 →	C4 PICASSO I 2.0 i 16V	RFJ(EW10A)	09/07 → 08/13	DS4 1.6 THP 155	5FV(EP6CDT)	04/11 → 07/15
C4 II 1.4 16V	EP3C	11/09 →	C4 PICASSO II 1.2 THP 130	EB2DTS, BHY(DV6FD)	04/14 →			
C4 II 1.4 VTi 95	8FP(EP3), DV6FC	11/09 →	C4 PICASSO II 1.6 BlueHdi 100	BHY(DV6FD), BHZ(DV6FC)	12/14 →			
C4 II 1.6 16V	EP6FDTX	10/10 →	C4 PICASSO II 1.6 BlueHdi 120	BHZ(DV6FC), BHZ(DV6FC)	07/14 →			
C4 II 1.6 BlueHdi	DV6FC, DV6C	07/14 →	C4 PICASSO II 1.6 HDi / BlueHdi 115	BHX(DV6FC), 9HP(DV6DTEDE)	02/13 →			
C4 II 1.6 BlueHdi 100	BHY(DV6FD)	07/14 →	C4 PICASSO II 1.6 HDi 90	9HP(DV6DTEDE), 5FV(EP6CDT)	02/13 →			
C4 II 1.6 BlueHdi 115	BHX(DV6FC)	08/14 →	C4 PICASSO II 1.6 THP 150	5FX(EP6DT)	09/14 →			
C4 II 1.6 BlueHdi 120	BHZ(DV6FC)	02/15 →	C4 PICASSO II 1.6 THP 155	5FV(EP6CDT), 5F5(EP6C)	02/13 →			
C4 II 1.6 Flex	NFX(TUSJP4)	11/09 →						
C4 II 1.6 HDi	DV6C, 9HR(DV6C)	11/09 →						
C4 II 1.6 HDi 110	9HR(DV6C), 9HD(DV6C)	11/09 →						

CITROËN			DS			PEUGEOT		
DS4 1.6 THP 160	5FM(EP6DT)	04/12 → 07/15	DS4 / DS4 CROSSBACK 1.6 BlueHDi 120	BHZ(DV6FC), 5GM(EP6FDTX)	07/15 →	308 II 1.5 BlueHDi 100	DV5RD	04/18 →
DS4 1.6 THP 165	5FM(EP6DT), 5FU(EP6DXTX)	01/12 → 07/15	DS4 / DS4 CROSSBACK 1.6 THP 165	5GZ(EP6FDT)	07/15 →	308 II 1.5 BlueHDi 130	DV5RC	06/17 →
DS4 1.6 THP 200	5FU(EP6DXTX), 5FS(EP6C)	04/11 → 07/15	DS4 / DS4 CROSSBACK 1.6 THP 210	5GM(EP6FDTX), AHR(DW10FD)	07/15 →	308 II 1.6	5GZ(EP6FDT), BHY(DV6FD)	01/12 →
DS4 1.6 THP 210	5GM(EP6FDTX)	07/15 → 07/15	DS4 / DS4 CROSSBACK 2.0 BlueHDi 150	AHR(DW10FD), BHZ(DV6FC)	07/15 →	308 II 1.6 BlueHDi	DV6FD	04/14 →
DS4 1.6 VTi 120	5FS(EP6C), AHX(DW10FD)	04/11 → 07/15	DS4 / DS4 CROSSBACK 2.0 BlueHDi 180	AHW(DW10FC)	07/15 →	308 II 1.6 BlueHDi 100	BHY(DV6FD), BHZ(DV6FC)	04/14 →
DS4 2.0 BlueHDi 150	AHX(DW10FD), AHS(DW10FD)	07/14 → 07/15	PEUGEOT			308 II 1.6 BlueHDi 120	BHZ(DV6FC), 5GM(EP6FDTX)	11/13 →
DS4 2.0 BlueHDi 150 Hybrid	AHR(DW10FD)	07/14 → 07/15	207 1.4	KFT(TU3A), 8FR(EP3)	02/06 →	308 II 1.6 e-HDi 115	DV6C	03/15 →
DS4 2.0 BlueHDi 180	AHW(DW10FC)	07/14 → 07/15	207 1.4 16V	8FR(EP3), 8HR(DV4C)	02/06 →	308 II 1.6 GT 205	EP6FDTX	06/14 →
DS4 2.0 Hdi / BlueHDi 135	AHS(DW10FD), DW10CTED4	09/11 → 07/15	207 1.4 BiFuel	TU3A	08/07 → 12/13	308 II 1.6 GTi	5GN(EP6FDTX), 9HC(DV6C)	06/15 →
DS4 2.0 Hdi 165	DW10CTED4, 9HR(DV6C)	04/11 → 07/15	207 1.4 Flex	KFW(TU3A)	11/08 →	308 II 1.6 Hdi	DV6TDE	09/13 →
DS5 1.6 BlueHDi 120	DV6FC	07/14 → 07/15	207 1.4 HDi	8HR(DV4C), 5FS(EP6C)	02/06 →	308 II 1.6 Hdi / BlueHDi 115	9HC(DV6C), BHY(DV6FD)	09/13 →
DS5 1.6 Hdi 110	9HR(DV6C), DV6C	11/11 → 07/15	207 1.6	N6A(TU5JP4)	08/08 →	308 II 1.6 Hdi 100	BHY(DV6FD), 9HP(DV6TDE)	04/14 →
DS5 1.6 Hdi 115	DV6C, 5FM(EP6DT)	06/12 → 07/15	207 1.6 16V	5FS(EP6C), 5FR(EP6DT)	02/06 →	308 II 1.6 Hdi 92	9HP(DV6TDE), 5FA(EP6CDT)	03/14 →
DS5 1.6 THP 155	5FV(EP6CDT)	11/11 → 07/15	207 1.6 16V RC	5FY(EP6DTS)	02/07 →	308 II 1.6 THP 125	5FA(EP6CDT), AHX(DW10FD)	09/13 →
DS5 1.6 THP 165	5FM(EP6DT), 5FU(EP6DXTX)	01/12 → 07/15	207 1.6 16V Turbo	5FR(EP6DT), 5FS(EP6C)	02/06 →	308 II 1.6 THP 155	EP6CDT	03/14 →
DS5 1.6 THP 165 Hybrid	5GZ(EP6FDT)	06/12 → 07/15	207 1.6 16V VTi	5FS(EP6C), 9HP(DV6TDE)	02/07 →	308 II 1.6 THP 210	5GM(EP6FDTX)	04/15 →
DS5 1.6 THP 200	5FU(EP6DXTX), DW10CTED4	11/11 → 07/15	207 1.6 Bioflex	N6A(TU5JP4)	01/08 →	308 II 1.6 VTi	EC5	03/14 →
DS5 1.6 THP 210	5GM(EP6FDTX)	11/14 → 07/15	207 1.6 HDi	9HP(DV6TDE), 5FS(EP6C)	02/06 →	308 II 1.6 VTi [ExtraEU]	EC5	05/15 →
DS5 2.0 BlueHDi 135 Hybrid	AHS(DW10FD)	11/11 → 07/15	207 1.6 HDi 110	9HR(DV6C)	08/09 →	308 II 1.6 VTi 115	NFP(EC5)	11/12 →
DS5 2.0 BlueHDi 180	AHW(DW10FC)	08/13 → 07/15	207 CC 1.6 16V	5FS(EP6C), 5FR(EP6DT)	02/07 →	308 II 2.0 BlueHDi 150	AHX(DW10FD), EW10A	11/13 →
DS5 2.0 Hdi 135	RHD(DW10CB)	11/11 → 07/15	207 CC 1.6 16V Turbo	5FR(EP6DT), 9HR(DV6C)	02/07 →	308 II 2.0 GT Hdi 180 / BlueHDi 180	AHW(DW10FC)	06/14 →
DS5 2.0 Hdi 150 Hybrid	AHX(DW10FD)	11/11 → 07/15	207 CC 1.6 Hdi	9HR(DV6C), EBO	02/07 →	407 1.6 Hdi	DV6TED4	08/04 → 12/10
DS5 2.0 Hdi 165	DW10CTED4, DW10CTED4	11/11 → 07/15	208 1.0	EB0, EB2	03/12 →	407 1.6 Hdi 110	9HZ(DV6TED4)	05/04 →
DS5 2.0 Hdi 165 Hybrid4 4x4	DW10CTED4, EB2ADTS	12/11 → 07/15	208 1.2	EB2, EB2F	03/12 →	407 1.8	6FZ(EW7J4)	05/04 →
DS5 2.0 Hdi 200 Hybrid4	DW10CTED4	12/11 → 07/15	208 1.2 GPL	EB2F, EB2DT	06/15 →	407 1.8 16V	6FY(EW7A)	09/05 →
GRAND C4 SPACETOURER 1.2 PureTech 130	EB2ADTS, BHX(DV6FCU)	04/18 →	208 1.2 THP	EB2DT, 8HP(DV4C)	01/13 →	407 2.0	RFN(EW10J4)	05/04 →
GRAND C4 SPACETOURER 1.5 BlueHdi 130	DV5RC	05/18 →	208 1.2 VTi	HMZ(EB2)	09/13 →	407 2.0 16V	RFJ(EW10A)	09/05 →
GRAND C4 SPACETOURER 1.6 BlueHdi 100	DV6FD	04/18 →	208 1.4 Hdi	EP3C	10/13 →	407 2.0 Bioflex	EW10A, DW10BTED4	09/07 →
GRAND C4 SPACETOURER 1.6 BlueHdi 120	DV6FC	04/18 →	208 1.4 Hdi	8HP(DV4C), 8FS(EP3)	03/12 →	407 2.0 Bioflex [ExtraEU]	EW10A	10/05 → 02/11
GRAND C4 SPACETOURER 2.0 BlueHdi 150	DW10FD	04/18 →	208 1.4 VTi	8FS(EP3), 5FS(EP6C)	03/12 →	407 2.0 Hdi	DW10BTED4, RHL(DW10BTED4)	11/04 →
JUMPY III 1.6 BlueHdi 115	BHX(DV6FCU), BHW(DV6FDT)	04/16 →	208 1.5 BlueHdi 100	DV5RD	05/18 →	407 2.0 Hdi [ExtraEU]	DW10BTED4	11/04 → 10/07
JUMPY III 1.6 BlueHdi 95	BHY(DV6FDU), AHJ(DW10FE)	04/16 →	208 1.6 BlueHdi 100	BHY(DV6FD), BHZ(DV6FC)	01/15 →	407 2.0 Hdi 135	RHL(DW10BTED4), 4HR(DW12BTED4)	05/04 →
JUMPY III 1.6 Hdi 90	DV6DU	04/16 →	208 1.6 BlueHdi 120	BHZ(DV6FC), BHW(DV6FE)	11/13 →	407 2.2	3FZ(EW12J4)	05/04 →
JUMPY III 2.0 BlueHdi 120	AHJ(DW10FE), AHR(DW10FD)	04/16 →	208 1.6 BlueHdi 75	BHW(DV6FE), 5FU(EP6DXTX)	04/15 →	407 2.2 16V	3FY(EW12J4)	09/05 →
JUMPY III 2.0 BlueHdi 150	AHR(DW10FD), AHJ(DW10FE)	04/16 →	208 1.6 GTi	5FU(EP6DXTX), 9HP(DV6TDE)	08/12 →	407 2.2 Hdi	4HP(DW12BTED4)	03/06 →
SPACETOURER 1.5 BlueHdi 100	DV5RUCD	06/18 →	208 1.6 Hdi	9HP(DV6TDE), 9HK(DV6TDEM)	03/12 →	407 2.2 Hdi 170	4HR(DW12BTED4), EB2DTS	05/06 →
SPACETOURER 1.5 BlueHdi 120	DV5RUC	06/18 →	208 1.6 Hdi / BlueHdi 75	9HK(DV6TDEM), EB2DTS	01/13 →	407 3.0	XFV(E59A)	05/04 →
SPACETOURER 1.6 BlueHdi 115	DV6FCU	04/16 →	208 1.6 Hdi 90	9HJ(DV6TDEM)	03/12 →	407 3.0 V6	XFV(E59A)	10/05 →
SPACETOURER 1.6 BlueHdi 95	DV6FDU	04/16 →	208 1.6 THP 165	EP6FDT	03/15 →	508 I 1.6	5GZ(EP6FDT), BHZ(DV6FC)	09/11 →
SPACETOURER 2.0 BlueHdi 120	AHJ(DW10FE), N6A(TU5JP4)	04/16 →	208 1.6 THP 210	5GM(EP6FDTX)	04/15 →	508 I 1.6 BlueHdi 120	BHZ(DV6FC), 9HD(DV6CTED)	03/14 →
SPACETOURER 2.0 BlueHdi 150	DW10FD	04/16 →	301 1.2	HMZ(EB2F)	11/12 →	508 I 1.6 Hdi	9HD(DV6CTED), 5FM(EP6CDT)	11/10 →
XSARA PICASSO 1.6	NFV(TU5JP)	12/99 →	301 1.2 VTi 72	EB2M, 9HF(DV6TDE)	11/12 →	508 I 1.6 THP	5FN(EP6CDT), 5FH(EP6C)	11/10 →
XSARA PICASSO 1.6 16V	N6A(TU5JP4), 9HX(DV6ATED4)	03/05 →	301 1.2 VTi 82	EB2F	12/14 →	508 I 1.6 VTi	5FH(EP6C), AHX(DW10FD)	11/10 →
XSARA PICASSO 1.6 Hdi	9HX(DV6ATED4), EW10J4	05/04 →	301 1.5 [ExtraEU]	DV5RD	05/18 →	508 I 2.0 BlueHdi 150	AHX(DW10FD), DW10BTED4	04/14 →
XSARA PICASSO 1.8 16V	6FZ(EW7J4)	02/00 →	301 1.6 BlueHdi 100	DV6FD	04/14 →	508 I 2.0 BlueHdi 180	AHW(DW10FC)	04/14 →
XSARA PICASSO 2.0 16V	EW10J4, EB2DT	01/03 →	301 1.6 Hdi 100	BHY(DV6FD)	11/12 →	508 I 2.0 Hdi	DW10BTED4, RHC(DW10CTED4)	11/10 →
XSARA PICASSO 2.0 Hdi	RHY(DW10TD)	12/99 →	301 1.6 Hdi 90	9HF(DV6TDE), EC5	11/12 →	508 I 2.0 Hdi Hybrid4 AWC	RHC(DW10CTED4), DW10CTED4	11/10 →
DS			301 1.6 LPG	EC5	07/14 →	508 I 2.0 Hdi RXH Hybrid4	DW10CTED4, K6D(TU3A)	11/10 →
D55 1.6 BlueHdi 120	BHZ(DV6FC), 5GM(EP6FDTX)	06/15 →	301 1.6 VTi 115	EC5, K6D(TU3JP)	11/12 →	508 I 2.2 Hdi	4HL(DW12C)	11/10 →
D55 1.6 THP 165	5GZ(EP6FDT)	07/15 →	307 1.4	K6D(TU3JP), ET3J4	08/00 →	1007 1.4	KFV(TU3A), ET3J4	04/05 →
D55 1.6 THP 210	5GM(EP6FDTX), AHR(DW10FD)	04/15 →	307 1.4 16V	ET3J4, 8HX(DV4TD)	11/03 →	1007 1.4 16V	ET3J4, 8HX(DV4TD)	10/05 →
D55 2.0 BlueHdi 150	AHR(DW10FD), KFU(TU3A)	04/15 →	307 1.4 Hdi	8HX(DV4TD), EC5	10/01 →	1007 1.4 Hdi	8HX(DV4TD), NFU(TU5JP4)	04/05 →
D55 2.0 BlueHdi 180	AHW(DW10FC)	04/15 →	307 1.4 Hdi 70	8HZ(DV4TD)	03/02 → 06/05	1007 1.6 16V	NFU(TU5JP4), 9HZ(DV6TED4)	04/05 →
D55 2.0 Hdi 165 Hybrid4 4x4	RHC(DW10CTED4)	04/15 →	307 1.6	EC5, N6A(TU5JP4)	08/05 →	1007 1.6 Hdi	9HZ(DV6TED4), EB2DT	06/07 →
DS3 1.2 THP 110	EB2DT, EB2	04/15 →	307 1.6 16V	N6A(TU5JP4), --	08/00 →	2008 1.2 PureTech 82	EB2FA	03/18 →
DS3 1.2 THP 130	EB2DTS	09/15 →	307 1.6 BioFlex	--, 9HV(DV6ATED4)	07/06 →	2008 1.2 THP 110	EB2DT, EB2DTS	01/15 →
DS3 1.2 VTi 82	EB2, BHY(DV6FD)	04/15 →	307 1.6 Hdi	9HV(DV6ATED4), 9HY(DV6TED4)	04/05 →	2008 1.2 THP 130	EB2DTS, EB2	01/15 →
DS3 1.6 BlueHdi 100	BHY(DV6FD), BHZ(DV6FC)	04/15 →	307 1.6 Hdi 110	9HY(DV6TED4), 9HV(DV6ATED4)	02/04 →	2008 1.2 VTi	EB2, 8HR(DV4C)	03/13 →
DS3 1.6 BlueHdi 116	DV6FC	07/15 →	307 1.6 Hdi 90	9HV(DV6ATED4), EW10J4	12/06 → 04/08	2008 1.4 Hdi	8HR(DV4C), BHX(DV6FC)	06/13 →
DS3 1.6 BlueHdi 120	BHZ(DV6FC), BHW(DV6FE)	07/15 →	307 2.0	EW10J4, EW10A	03/02 → 06/05	2008 1.5 BlueHdi 100	DV5RD	05/18 →
DS3 1.6 BlueHdi 75	BHW(DV6FE), EP6FDT	07/15 →	307 2.0 16V	EW10A, DW10ATED	08/00 →	2008 1.6 BlueHdi	BHX(DV6FC), BHY(DV6FD)	07/14 →
DS3 1.6 THP	EP6FDT, 5GZ(EP6FDT)	07/15 →	307 2.0 Hdi	DW10ATED, DW10ATED	01/03 →	2008 1.6 BlueHdi 100	BHY(DV6FD), BHZ(DV6FC)	01/15 →
DS3 1.6 THP 165	5GZ(EP6FDT), 5GR(EP6FDTX)	07/15 →	307 2.0 Hdi 110	DW10ATED, DW10BTED4	08/00 →	2008 1.6 BlueHdi 120	BHZ(DV6FC), BHW(DV6FE)	07/14 →
DS3 1.6 THP 208	5GR(EP6FDTX), EB2DTS	09/15 →	307 2.0 Hdi 135	DW10BTED4, DW10TD	10/03 →	2008 1.6 BlueHdi 75	BHW(DV6FE), 9HP(DV6TDE)	01/15 →
DS4 / DS4 CROSSBACK 1.2 THP 130	EB2DTS, BHZ(DV6FC)	07/15 →	307 2.0 Hdi 90	DW10TD, 8FS(EP3)	08/00 →	2008 1.6 Hdi	9HP(DV6TDE), 5FS(EP6C)	03/13 →
DS4 / DS4 CROSSBACK 1.6 BlueHdi 100	DV6FD	04/16 →	308 1.1 16V	8FS(EP3), 5FT(EP6DT)	09/07 →	2008 1.6 VTi	5FS(EP6C), KFT(TU3A)	03/13 →
DS4 / DS4 CROSSBACK 1.6 BlueHdi 115	DV6FC	07/15 →	308 1.1 16V	5FT(EP6DT), N6A(TU5JP4)	09/07 →	3008 1.2	EB2DTS, BHZ(DV6FC)	01/15 →
			308 I 1.6 Bioflex	N6A(TU5JP4), 9HP(DV6TDE)	04/08 →	3008 1.6 BlueHdi 120	BHZ(DV6FC), 9HR(DV6C)	05/14 →
			308 I 1.6 GTi	EP6CDTX	07/10 →	3008 1.6 Hdi	9HR(DV6C), 5FU(EP6CDT)	06/09 →
			308 I 1.6 Hdi	9HP(DV6TDE), EW10A	09/07 →	3008 1.6 Hdi 115 / BlueHdi 115	BHX(DV6FC)	02/13 →
			308 I 1.6 THP	EP6CDTX	10/10 →	3008 1.6 THP	5FU(EP6CDT), 5FS(EP6C)	06/09 →
			308 I 2.0 Bioflex	EW10A, EW10A	01/08 →	3008 1.6 Turbo	5GZ(EP6FDT)	05/14 →
			308 I 2.0 CVT	EW10A, DW10BTED4	07/09 → 11/14	3008 1.6 VTi	5FS(EP6C), DW10CB	06/09 →
			308 I 2.0 Hdi	DW10BTED4, EB2ADT	09/07 →			
			308 II 1.2 THP 110	EB2ADT, EB2DTS	11/13 →			
			308 II 1.2 THP 130	EB2DTS, EB2	11/13 →			
			308 II 1.2 VTi 72	EB2, 5GZ(EP6FDT)	09/13 →			

PEUGEOT		
3008 2.0 HDi	DW10CB, AHX(DW10FD)	06/09 →
3008 2.0 HDi 150 / BlueHDi 150	AHX(DW10FD), EB2M	06/09 →
3008 2.0 HDi Hybrid4	RHC(DW10CTED4)	02/11 → 08/16
5008 1.2	EB2DTS, 5FS(EP6C)	01/15 →
5008 1.6 16V	5FS(EP6C), BHZ(DV6FC)	09/09 →
5008 1.6 BlueHDi 120	BHZ(DV6FC), 9HD(DV6CTED)	05/14 → 03/17
5008 1.6 HDi	9HD(DV6CTED), DW10CBFAPDTR	09/09 →
5008 1.6 THP 150	EP6DT	02/12 →
5008 1.6 THP 163	5GZ(EP6FDT)	02/12 →
5008 1.6 THP 165	5GZ(EP6FDT)	02/12 →
5008 2.0 HDi	DW10CBFAPDTR, AHV(DW10FD)	09/09 →
5008 2.0 HDi 136 / BlueHDi 136	AHV(DW10FD), AHR(DW10FD)	02/12 →
5008 2.0 HDi 150 / BlueHDi 150	AHR(DW10FD), 5GZ(EP6FDT)	06/09 →
EXPERT III 1.6 BlueHDi 115	DV6FCU	04/16 →
EXPERT III 1.6 BlueHDi 95	DV6FDU	04/16 →
EXPERT III 2.0 BlueHDi 120	DW10FE	04/16 →
EXPERT III 2.0 BlueHDi 150	DW10FD	04/16 →
PARTNER I 1.1	TU1JP	06/96 → 10/02
PARTNER I 1.4	K6D(TU3A), NFU(TU5JP4)	06/96 →
PARTNER I 1.4 BiFuel	TU3JP	04/03 → 10/06
PARTNER I 1.4 CNG	TU3JPCNG	11/02 → 10/06
PARTNER I 1.6	N6A(TU5JP4)	09/00 →
PARTNER I 1.6 16V	NFU(TU5JP4), DV6AU-TE4	07/01 → 03/08
PARTNER I 1.6 BlueHDi	DV6FD	04/15 →
PARTNER I 1.6 Flexfuel	NFU(TU5JP4)	09/00 → 10/02
PARTNER I 1.6 HDi	DV6AATED4, 9HW(DV6BTED4)	08/05 →
PARTNER I 1.6 HDi 75	9HW(DV6BTED4), 9HX(DV6ATED4)	08/05 →
PARTNER I 1.6 HDi 90	9HX(DV6ATED4), DW8	10/05 → 12/15
PARTNER I 1.8	XU7JB	05/97 → 12/03
PARTNER I 1.8 D	XUD7	06/96 → 12/02
PARTNER I 1.9 D	DW8, DW10TD	06/96 → 12/15
PARTNER I 2.0 HDi	DW10TD, 5FK(EP6CB)	02/00 → 07/08
PARTNER I 2.0 HDi 4x4	RHY(DW10TD)	04/04 → 08/05
PARTNER II 1.4	TU3JP	08/08 →
PARTNER II 1.6	5FK(EP6CB), 9HF(DV6DTE4)	04/08 →
PARTNER II 1.6 BlueHDi 100	BHY(DV6FD)	04/15 →
PARTNER II 1.6 BlueHDi 120	BHZ(DV6FC)	04/15 →
PARTNER II 1.6 HDi	9HF(DV6DTE4), 9HN(DV6ETED)	04/08 →
PARTNER II 1.6 HDi / BlueHDi 75	9HN(DV6ETED), 9HS(DV6TED4BU)	07/11 →
PARTNER II 1.6 HDi 16V	9HS(DV6TED4BU), 9HT(DV6TED4BU)	04/08 →
PARTNER II 1.6 HDi 16V 4x4	9HS(DV6TED4BU), 9HP(DV6DTE4)	04/12 →
PARTNER II 1.6 HDi 90	9HP(DV6DTE4), HNV(EB2DTM)	04/10 →
PARTNER II 1.9 HDi	DW8B	08/08 →
PARTNER II TEPEE 1.2 THP	HNV(EB2DTM), 9HF(DV6DTE4)	02/16 →
PARTNER II TEPEE 1.6 BlueHDi 100	BHY(DV6FD)	12/14 →
PARTNER II TEPEE 1.6 BlueHDi 120	BHZ(DV6FC)	12/14 →
PARTNER II TEPEE 1.6 HDi	9HF(DV6DTE4), BHW(DV6FE)	04/08 →
PARTNER II TEPEE 1.6 HDi / BlueHDi 75	BHW(DV6FE), 9HV(DV6TED4)	01/15 →
PARTNER II TEPEE 1.6 HDi 16V	9HV(DV6TED4), 9HU(DV6DTE4DM)	04/08 →
PARTNER II TEPEE 1.6 HDi 90	9HU(DV6DTE4DM), 5FK(EP6CB)	04/10 →
PARTNER II TEPEE 1.6 VTi	5FK(EP6CB), K6D(TU3A)	04/08 →
RANCH 1.4	K6D(TU3A), N6A(TU5JP4)	04/05 →
RANCH 1.4 BiFuel	KFW(TU3JP)	04/03 →
RANCH 1.4 CNG	TU3JPCNG	01/97 → 12/17
RANCH 1.6 16V	N6A(TU5JP4), EP6CDT	07/01 →
RANCH 1.6 HDi 75	DV6B	02/06 →
RANCH 1.6 HDi 90	9HX(DV6ATED4)	02/06 →
RANCH 2.0 HDi	RHY(DW10TD)	02/00 →
RANCH 2.0 HDi 4x4	RHY(DW10TD)	04/04 →
RCZ 1.6 16V	EP6CDT, 5FG(EP6CDTR)	03/10 →
RCZ 1.6 THP	EP6CDTM	01/11 →
RCZ 1.6 THP 150	5FE(EP6CDTMD)	03/11 →
RCZ 1.6 THP 270	5FG(EP6CDTR), DW10CTED4	06/13 →
RCZ 2.0 HDi	DW10CTED4, 1KR	03/10 →
RIFTER 1.2 PureTech 110	EB2ADT	09/18 →
RIFTER 1.5 BlueHDi 100	DV5RD	09/18 →
RIFTER 1.5 BlueHDi 130	DV5RC	09/18 →
RIFTER 1.5 BlueHDi 75	DV5RE	09/18 →
TRAVELLER 1.5 BlueHDi 100	DV5RUCD	06/18 →
TRAVELLER 1.5 BlueHDi 120	DV5RUC	06/18 →
TRAVELLER 1.6 BlueHDi 115	DV6FCU	04/16 →

PEUGEOT		
TRAVELLER 1.6 BlueHDi 95	DV6FDU	04/16 →
TRAVELLER 2.0 BlueHDi 150	DW10FD	04/16 →

7.1211

BRAKE/CLUTCH PEDAL SWITCHES

Adatt./Suitable:

CITROËN

4534 55

PEUGEOT

4534 55

TOYOTA

84340-09030

84340-19015

84340-37040

84340-49015

84340-49035

84340-69035

1079 Has the same colour as the original part : **White**

- corrisponde al pezzo originale colorato : bianco

- Correspond à la pièce originale dans sa couleur : blanc

- Entspricht dem Originalteil in Farbe : weiß

- corresponde al color de la pieza original : blanco

306 Has the same colour as the original part : **Grey**

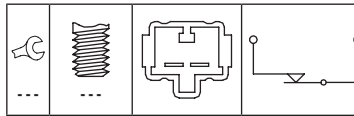
- corrisponde al pezzo originale colorato : grigio

- Correspond à la pièce originale dans sa couleur : gris

- Entspricht dem Originalteil in Farbe : grau

- corresponde al color de la pieza original : gris

MARKET DIFFUSION: MEDIUM



CITROËN

C1 I 1.0

1KR, 1KR

06/05 →

C1 I 1.4 HDi

8HT(DV4TD)

06/05 → 09/14

PEUGEOT

107 1.0

1KR, W04D-TP

06/05 →

107 1.4 HDi

8HT(DV4TD)

06/05 → 05/14

TOYOTA

AVENSIS II 1.6 VVT-i

3ZZ-FE

04/03 → 11/08

AVENSIS II 1.8

1ZZ-FE

03/03 → 11/08

AVENSIS II 2.0

1AZ-FE

08/01 → 11/09

AVENSIS II 2.0 VVTi

1AZ-FE

04/03 → 11/08

AYGO I 1.0

1KR-FE

07/05 →

AYGO I 1.0 GPL

1KR-FE

07/05 →

AYGO I 1.0 VVTi

1KR-FE

07/05 → 05/14

CELICA VII 1.8 16V TS

2ZZ-GE

08/99 → 09/05

CELICA VII 1.8 16V VT-i

1ZZ-FE

08/99 → 07/05

COROLLA X 2.0 D

2C

08/07 →

COROLLA VERSO I 1.6 VVT-i

3ZZ-FE

08/01 → 05/04

COROLLA VERSO I 1.8 VVT-i

1ZZ-FE

12/01 → 05/04

COROLLA VERSO I 1.8 VVTi 4WD

1ZZ-FE

07/01 → 02/04

DYNA 4.0 D4d

W04D-TP, 1KR

08/01 →

IQ EV

EM

09/12 →

PICNIC II 2.0 VVTi

1AZ-FE

05/01 → 08/06

7.1212

3

BRAKE/CLUTCH PEDAL SWITCHES

Adatt./Suitable:

CITROËN

4534 54

FIAT

71742588

GENERAL MOTORS

93 194 931

LEXUS

84340-19025

84340-69015

OPEL

47 10 280

93194931

PEUGEOT

4534 54

SUZUKI

37740-73H10

37740-73H10-000

37740-75H10

37740-75H10-000

TOYOTA

84340-09010

84340-09020

84340-09040

84340-09070

84340-09310

84340-19025

84340-37050

84340-49025

84340-49045

84340-69015

84340-69025

VAUXHALL

93194931

ITEM NOW AVAILABLE FROM PRODUCTION

- ARTICOLO ORA DISPONIBILE PER LA VENDITA

- ARTICLE DISPONIBLE EN PRODUCTION COURANTE

- JETZT ZUM VERKAUF VERFÜGBARER ARTIKEL

- ARTICULO AHORA DISPONIBLE EN PRODUCCION

1079 Has the same colour as the original part : **Blue**

- corrisponde al pezzo originale colorato : blu

- Correspond à la pièce originale dans sa couleur : bleu

- Entspricht dem Originalteil in Farbe : blau

- corresponde al color de la pieza original : azul

306 Has the same colour as the original part : **Grey**

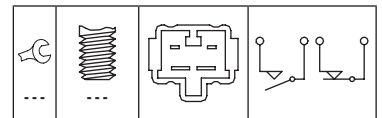

- corrisponde al pezzo originale colorato : grigio

- Correspond à la pièce originale dans sa couleur : gris

- Entspricht dem Originalteil in Farbe : grau

- corresponde al color de la pieza original : gris

MARKET DIFFUSION: HIGH



CITROËN

C1 I 1.0

1KR, 8HT(DV4TD)

06/05 →

C1 I 1.4 HDi

8HT(DV4TD), EB2D

06/05 → 09/14

C1 II 1.0 VTi 68

1KR

04/14 →

C1 II 1.0 VTi 72

1KR

06/18 →

C1 II 1.2 VTi 82

EB2D, D13A

04/14 →

FIAT

SEDCI 1.6 16V

M16A

06/06 → 10/14

SEDCI 1.6 16V 4x4

M16A

06/06 → 10/14

SEDCI 2.0 D Multijet

D20AA

06/06 → 10/14

SEDCI 2.0 D Multijet 4x4

D20AA

06/06 → 10/14

SEDCI MY12 1.6 16V

--

01/12 →

SEDCI MY12 2.0 D

--

01/12 →

LEXUS

ES 3.5

2GR-FE

05/06 → 06/12

GX 470

2UZ-FE

11/01 → 11/09

OPEL

AGILA B 1.3 CDTi

D13A, 1KR

04/08 → 04/10

PEUGEOT

107 1.0

1KR, 8HT(DV4TD)

06/05 →

107 1.4 HDi

8HT(DV4TD), 1KR

06/05 → 05/14

108 1.0 VTi

1KR, EB2D

05/14 →

108 1.0 VTi 72

1KR

05/18 →

108 1.2

EB2D, J20A

05/14 →

108 1.2 VTi

HMZ(EB2)

05/14 →

108 108 1.2

HMZ(EB2F)

05/14 →

SUZUKI

SUZUKI			SUZUKI			TOYOTA		
GRAND VITARA I 2.5 V6 24V 4x4	H25A	04/01 → 07/03	VITARA IV 1.4 T	K14C	09/15 →	DYNA 4.0 D4d	N04C-TQ, N04C-UL	10/06 →
GRAND VITARA I 2.7	H27A, M16A	06/01 → 08/06	VITARA IV 1.4 T AllGrip	K14C	09/15 →	DYNA 4.0 D4d 4WD	N04C-UL, 1GR-FE	10/06 →
GRAND VITARA I 2.7 4x4	H27A	04/03 → 07/03	VITARA IV 1.6	M16A, M16A	02/15 →	DYNA 4.0 Hybrid	N04C-UL	05/11 →
GRAND VITARA II 1.6	M16A, M16A	10/05 →	VITARA IV 1.6 AllGrip	M16A, 1NR-FE	02/15 →	FJ CRUISER 4.0	1GR-FE, 1GR-FE	06/05 → 12/11
GRAND VITARA II 1.6 4x4	M16A, F9QB	09/05 → 02/15	VITARA IV 1.6 DDIS	D16AA	02/15 →	FJ CRUISER 4.0 4WD	1GR-FE, 1GR-FE	06/05 →
GRAND VITARA II 1.6 Trazione integrale	M16A	04/05 →	VITARA IV 1.6 DDIS AllGrip	D16AA	02/15 →	FJ CRUISER 4.0 VVTi	1GR-FE, 2KD-FTV	06/05 →
GRAND VITARA II 1.6 VVT [ExtraEU]	M16A	09/05 → 02/15	TOYOTA			HIACE IV 2.5 D-4D	2KD-FTV, 1KD-FTV	06/04 →
GRAND VITARA II 1.9 DDIS	F9QB	03/06 → 08/08	AURION 3.5	2GR-FE	03/06 → 09/11	HIACE IV 2.5 D-4D 4WD	2KD-FTV	01/05 →
GRAND VITARA II 1.9 DDIS Trazione integrale	F9QB, N32A	10/05 → 02/15	AURION 3.5 VVTi [ExtraEU]	2GR-FE	09/11 →	HIACE IV 2.7	2TR-FE	01/05 →
GRAND VITARA II 2.0	J20A	10/05 → 02/15	AURIS I 1.33 Dual-VVTi	1NR-FE, 1ZR-FAE	05/09 → 09/12	HIACE IV 2.7 VVTi	2TR-FE	01/05 →
GRAND VITARA II 2.0 Trazione integrale	J20A	10/05 → 02/15	AURIS I 1.4	4ZZ-FE	03/07 → 09/12	HIACE IV 2.7 VVTi [ExtraEU]	2TR-FE	01/05 →
GRAND VITARA II 2.4 Trazione integrale	J24B	01/09 →	AURIS I 1.4 D-4D	1ND-TV	03/07 → 04/13	HIACE IV 3.0 [ExtraEU]	1KD-FTV, 1KD-FTV	11/08 →
GRAND VITARA II 3.2 Trazione integrale	N32A, J24B	06/08 → 02/15	AURIS I 1.6	1ZR-FAE, 2ZR-FAE	03/07 → 09/12	HIACE IV 3.0 D	1KD-FTV, 2GR-FE	08/04 →
IGNIS I 1.3	M13A	10/00 → 09/03	AURIS I 1.8	2ZR-FAE, 1AD-FTV	10/06 → 09/12	HIGHLANDER 2.7 VVTi [ExtraEU]	1AR-FE	09/14 →
IGNIS I 1.3 4WD	M13A	10/00 → 09/03	AURIS I 1.8 4WD	2ZR-FAE	02/09 → 09/12	HIGHLANDER / KLUGER 3.5 AWD	2GR-FE, 1KD-FTV	09/14 →
IGNIS II 1.5 Sport	M15A	12/03 →	AURIS I 1.8 Hybrid	2ZR-FXE	09/10 → 09/12	HILUX VII 2.0	1TR-FE	02/05 →
IGNIS III 1.2	K12C	10/16 →	AURIS I 2.0 D-4D	1AD-FTV	03/07 → 09/12	HILUX VII 2.7	2TR-FE	02/05 →
IGNIS III 1.2 AllGrip	K12C	10/16 →	AURIS I 2.2 D	2AD-FHV	11/06 → 09/12	HILUX VII 2.7 4WD	2TR-FE	08/05 → 05/15
IGNIS III 1.2 Hybrid	K12C	10/16 →	AURIS II 1.2	8NR-FTS	03/15 →	HILUX VII 3.0 D	1KD-FTV, 1KD-FTV	11/04 →
IGNIS III 1.2 Hybrid AllGrip	K12C	10/16 →	AURIS II 1.3	1NR-FE	10/12 →	HILUX VII 3.0 D 4WD	1KD-FTV, 1KD-FTV	02/05 →
JIMNY III 1.3	M13A	08/04 →	AURIS II 1.4 D-4D	1ND-TV	10/12 →	HILUX VII 4.0	1GR-FE	02/05 →
JIMNY III 1.3 16V	M13A	02/01 →	AURIS II 1.6	1ZR-FAE	10/12 →	HILUX VII 4.0 4WD	1GR-FE	02/05 →
JIMNY III 1.3 16V 4WD	M13A	02/01 →	AURIS II 1.6 D4-D	1WW	04/15 →	HILUX VII 4.0 4WD	1GR-FE	02/05 →
JIMNY III 1.3 16V 4x4	M13A	08/05 →	AURIS II 2.0 D-4D	1AD-FTV	10/12 →	IQ 1.0	1KR-FE	01/09 →
JIMNY III 1.5 DDIS 4WD	K9K700	12/03 →	AVENSIS II 1.6 VVT-i	3ZZ-FE	04/03 → 11/08	IQ 1.33	1NR-FE	01/09 →
KIZASHI 2.4	J24B, M16A	10/10 →	AVENSIS II 1.8	1ZZ-FE	03/03 → 11/08	IQ 1.4 D-4D	1ND-TV	01/09 →
KIZASHI 2.4 4WD	J24B	10/10 →	AVENSIS II 2.0	1AZ-FE	08/01 → 11/09	LAND CRUISER 120 3.0 D-4D	1KD-FTV, 1GR-FE	09/02 → 12/10
KIZASHI 2.4 4x4	J24B	10/10 →	AVENSIS II 2.0 D	1CD-FTV	08/01 → 08/05	LAND CRUISER 120 4.0	1GR-FE, 2TR-FE	09/02 → 08/10
KIZASHI 2.4 LPG	J24B	10/10 →	AVENSIS II 2.0 D-4D	1AD-FTV, 1AZ-FE	04/03 → 11/08	LAND CRUISER 120 4.0 V6 VVT-i	1GR-FE	01/03 → 07/09
LIANA 1.3	M13A	07/01 →	AVENSIS II 2.2 D-4D	2AD-FTV	10/05 → 11/08	LAND CRUISER 2.7 [ExtraEU]	2TR-FE	11/03 → 02/10
LIANA 1.4 DDIS	8HY	04/04 →	AVENSIS II 2.2 D-CAT	2AD-FHV	07/05 → 11/08	LAND CRUISER 3.0	5L-E	09/02 → 02/10
LIANA 1.6	M16A, M16A	07/01 →	AVENSIS II 2.4	2AZ-FE, 2AZ-FE	08/01 → 11/08	LAND CRUISER PRADO 120 2.7	2TR-FE, 1KD-FTV	09/02 → 08/09
LIANA 1.6 4WD	M16A, D13A	07/01 →	AVENSIS II 2.4 4WD	2AZ-FE	11/03 → 08/06	LAND CRUISER PRADO 120 3.0 D	5L-E	09/02 → 08/09
LIANA 1.6 i	M16A	04/02 →	AYGO I 1.0	1KR-FE	07/05 →	LAND CRUISER PRADO 120 3.0 D-4D	1KD-FTV, 2AZ-FE	09/02 → 08/09
LIANA 1.8 i	M18A	10/01 →	AYGO I 1.0 GPL	1KR-FE	07/05 →	LAND CRUISER PRADO 120 4.0	1GR-FE	01/03 → 08/09
SPLASH 1.3 CDTi	D13A, K12B	01/08 →	AYGO I 1.0 VVTi	1KR-FE	07/05 → 05/14	MATRIX 1.8	2ZR-FE	01/08 → 05/14
SWIFT IV 1.2 VVT/VVT DualJet	K12B, M13A	10/10 →	AYGO I 1.4 HdI	2WZ-TV	07/05 → 08/10	MATRIX 2.4	2AZ-FE	01/08 → 05/14
SWIFT IV 1.3	M13A, M13A	02/05 →	AYGO II 1.0	1KR-FE	05/14 →	MATRIX 2.4 VVTi	2AZ-FE	01/09 → 12/10
SWIFT IV 1.3 4x4	M13A, D13A	02/05 →	AYGO II 1.0 VVTi [ExtraEU]	1KR-FE	03/18 →	MATRIX II 2.0 VVTi	1AZ-FE	05/01 → 08/06
SWIFT IV 1.3 DDIS	D13A, K12B	08/05 →	AYGO II 1.2	1PP	05/14 →	PICNIC II 2.4 VVTi	2AZ-FE	11/03 → 08/06
SWIFT IV 1.3 LPG	M13A	09/08 → 12/10	CAMRY 2.0	1AZ-FE	01/06 →	PREVIA II 2.0 D-4D	1CD-FTV	03/01 → 01/06
SWIFT IV 1.5	M15A	02/05 →	CAMRY 2.0 VVTi [ExtraEU]	1AZ-FE	09/11 →	PREVIA II 2.4	2AZ-FE, 2AD-FHV	02/00 → 02/06
SWIFT VI 1.0	K10C	04/17 →	CAMRY 2.4	2AZ-FE, 2AZ-FXE	01/06 → 09/11	PREVIA II 2.4 4WD	2AZ-FE	02/00 → 01/06
SWIFT VI 1.0 SHVS	K10C	04/17 →	CAMRY 2.4 Hybrid	2AZ-FXE, 2GR-FE	01/06 → 09/11	PREVIA III 2.4	2AZ-FE	10/05 →
SWIFT VI 1.2	K12C	04/17 →	CAMRY 2.4 VVTi LE	2AZ-FE	01/06 → 11/06	PREVIA III 3.5	2GR-FE	01/06 →
SWIFT VI 1.2 AllGrip	K12C	04/17 →	CAMRY 2.5 [CHN]	5AR-FE	12/11 →	PREVIA III 3.5 4WD	2GR-FE	01/06 →
SWIFT VI 1.2 SHVS AllGrip	K12C, M16A	04/17 →	CAMRY 2.5 Hybrid	2AR-FXE	09/11 →	RACTIS 1.3 VVTi [ExtraEU]	1NR-FE	07/10 → 04/14
SWIFT V 1.2	K12B, K12C	10/10 →	CAMRY 2.5 Hybrid [CHN]	4AR-FXE	05/12 →	RAV 4 IV 2.0	3ZR-FE	12/12 →
SWIFT V 1.2 4WD	K12B	08/12 →	CAMRY 2.5 VVTi	2AR-FE	09/11 →	RAV 4 IV 2.0 4WD	3ZR-FAE, 2AD-FHV	12/12 →
SWIFT V 1.2 4x4	K12B	10/10 →	CAMRY 3.5	2GR-FE, 1CD-FTV	01/06 →	RAV 4 IV 2.0 D	1AD-FTV	12/12 →
SWIFT V 1.3 DDIS	D13A	10/10 →	CAMRY 3.5 VVTi [ExtraEU]	2GR-FE	01/06 → 12/11	RAV 4 IV 2.2 4WD	1AD-FTV	01/13 →
SWIFT V 1.4	K14B	02/11 →	CELICA VII 1.8 16V TS	2ZZ-GE	08/99 → 09/05	RAV 4 IV 2.2 D 4WD	2AD-FHV	12/12 →
SWIFT V 1.6	M16A	01/12 →	CELICA VII 1.8 16V VT-i	1ZZ-FE	08/99 → 07/05	RAV 4 III 2.0 4WD	1AZ-FE	02/06 → 06/13
SX4 I 1.5	M15A	06/06 → 07/10	COROLLA IX 1.6	1ZR-FE	11/06 → 07/07	RAV 4 III 2.2 D 4WD	2AD-FHV, 2GR-FE	11/05 → 06/13
SX4 I 1.5 VVT	M15A	07/10 →	COROLLA X 1.33	1NR-FE	01/07 →	RAV 4 III 2.4	2AZ-FE	11/05 → 06/13
SX4 I 1.5 VVT 4x4	M15A	07/10 →	COROLLA X 1.4 D-4D	1ND-TV	10/06 → 07/14	RAV 4 III 2.4 4WD	2AZ-FE	11/05 → 06/13
SX4 I 1.5 VVTi	M15A	07/07 → 12/15	COROLLA X 1.4 VVT-i	4ZZ-FE	11/06 → 11/13	RAV 4 III 3.5 4WD	2GR-FE, 3ZR-FAE	11/05 →
SX4 I 1.6	M16A	06/06 →	COROLLA X 1.5	1NZ-FE	09/06 →	SIENNA 3.5	2GR-FE	01/10 →
SX4 I 1.6 AWD	M16A, M16A	10/07 →	COROLLA X 1.5 4WD	1NZ-FE	09/06 →	SIENNA 3.5 4WD	2GR-FE	01/10 →
SX4 I 1.6 DDIS	9HX	04/07 →	COROLLA X 1.6	1ZR-FAE, 1ZR-FE	01/09 →	SIENNA 3.5 VVTi [ExtraEU]	2GR-FE	02/10 →
SX4 I 1.6 VVT	M16A, M16A	06/06 →	COROLLA X 1.6 Dual VVTi	1ZR-FE	01/07 →	TARAGO MPV / SPACE 2.0 TDi	1CD-FTV	10/03 → 12/05
SX4 I 1.6 VVT 4x4	M16A, M16A	06/06 →	COROLLA X 1.6 VVTi	1ZR-FE	01/07 →	TARAGO MPV / SPACE 2.4 VVTi	2AZ-FE	02/00 → 12/05
SX4 I 1.6 VVT LPG	M16A	06/06 → 12/12	COROLLA X 1.8	1ZR-FE, 2ZR-FAE	03/07 → 06/13	URBAN CRUISER 1.33	1NR-FE, 2NZ-FE	01/09 →
SX4 I 1.9 DDIS	D19AA	06/06 →	COROLLA X 1.8 4WD	2ZR-FAE, 2ZR-FBE	09/06 →	URBAN CRUISER 1.4 D-4D	1ND-TV	01/09 → 04/14
SX4 I 1.9 DDIS 4x4	D19AA	06/06 →	COROLLA X 1.8 16V	1ZZ-FE	08/07 →	URBAN CRUISER 1.4 D-4D 4WD	1ND-TV	01/09 → 04/14
SX4 I 2.0	J20A	06/06 →	COROLLA X 1.8 4WD	2ZR-FAE	09/06 →	VENZA 2.7	1AR-FE	11/08 →
SX4 I 2.0 4x4	J20A	06/06 →	COROLLA X 1.8 CNG	1ZZ-FE	06/09 →	VENZA 2.7 4WD	1AR-FE	11/08 →
SX4 I 2.0 DDIS	D20AA	07/09 →	COROLLA X 1.8 FlexFuel [BRA]	1ZZ-FBE	03/08 →	VENZA 3.5	2GR-FE	11/08 →
SX4 I 2.0 DDIS 4x4	D20AA	07/09 →	COROLLA X 1.8 VVTi	2ZR-FBE, 1ZR-FAE	08/10 →	VENZA 3.5 4WD	2GR-FE	11/08 →
SX4 I 2.0 VVT [ExtraEU]	J20A	01/07 → 12/15	COROLLA X 2.0	3ZR-FE	04/10 →	VERSO S 1.33	1NR-FE	11/10 → 10/16
SX4 II 1.0	K10C	08/16 →	COROLLA X 2.0 D-4D	1AD-FTV	01/07 →	VERSO S 1.4 D4-D	1ND-TV	11/10 → 10/16
SX4 II 1.0 AllGrip	K10C	08/16 →	COROLLA X 2.0 FlexFuel	3ZR-FBE	04/10 →	VIOS / YARIS 1.0	1KR-FE	08/07 →
SX4 II 1.4 T	K14C	08/16 →	COROLLA X 2.0 VVTi	3ZR-FE	08/10 →	VIOS / YARIS 1.3	2NZ-FE, 2NZ-FE	08/05 → 04/14
SX4 II 1.4 T AllGrip	K14C	08/16 →	COROLLA X 2.4	2AZ-FE	01/08 →	VIOS / YARIS 1.3 4WD	2NZ-FE	08/07 →
SX4 II 1.6	M16A, M16A	08/13 →	COROLLA XI 1.3	1NR-FE	06/13 →	VIOS / YARIS 1.5	1NZ-FE	08/07 →
SX4 II 1.6 AllGrip	M16A, M16A	08/13 →	COROLLA XI 1.4 D-4D	1ND-TV	06/13 →	VITZ 1.0 VVTi [ExtraEU]	1KR-FE	11/05 → 11/10
SX4 II 1.6 DDIS	D16AA	08/13 →	COROLLA XI 1.6	1ZR-FAE, N04C-TQ	06/13 →	YARIS II 1.0 GPL	1KR-FE	01/06 →
SX4 II 1.6 DDIS AllGrip	D16AA	08/13 →	COROLLA XI 1.6 BiFuel	1ZR-FE	06/13 →	YARIS II 1.0 VVT-i	1KR-FE	01/05 → 11/11
SX4 II 1.6 VVT	M16A	09/13 → 12/15	COROLLA XI 1.8	2ZR-FAE	05/12 →			
SX4 II 2.0 DDIS	D20AA	09/13 → 12/15	COROLLA XI 1.8 [USA] [CAN]	2ZR-FAE	08/13 →			
			COROLLA XI 1.8 VVTi	2ZR-FE	06/13 →			
			COROLLA XI 1.8 VVT-i	2ZR-FE	12/13 →			
			COROLLA VERSO I 2.0 D-4D	1CD-FTV, 2AD-FHV	09/01 → 07/04			
			COROLLA VERSO II 1.6	3ZZ-FE	04/04 → 03/09			
			COROLLA VERSO II 1.8	1ZZ-FE	04/04 → 03/09			
			COROLLA VERSO II 2.0 D-4D	1CD-FTV	04/04 → 03/09			
			COROLLA VERSO II 2.2 D-4D	2AD-FHV, 1ZR-FAE	10/05 → 03/09			

TOYOTA		
YARIS II 1.3 4WD	2NZ-FE	08/07 →
YARIS II 1.3 VVT-i	2NZ-FE, 1KR-FE	01/05 →
YARIS II 1.4 D-4D	1ND-TV	08/05 →
YARIS II 1.5	1NZ-FE	11/05 →
YARIS II 1.6 [CHN]	1ZR-FE	05/08 →
YARIS II 1.8 VVTi	2ZR-FE	01/07 → 12/11
YARIS III 1.0	1KR-FE, 1NR-FE	12/10 →
YARIS III 1.3	1NR-FE, 1NZ-FE	08/11 →
YARIS III 1.3 4WD	1NR-FE	12/10 →
YARIS III 1.3 VVTi	1NR-FE	10/12 →
YARIS III 1.4 D	1ND-TV	09/11 →
YARIS III 1.4 D4d	1ND-TV	07/14 →
YARIS III 1.5	1NZ-FE, D13A	12/10 →
YARIS III 1.5 Hybrid	1NZ-FXE	03/12 →
VAUXHALL		
AGILA B 1.3 CDTi	D13A, --	01/08 → 11/14

7.1213



3

BRAKE/CLUTCH PEDAL SWITCHES

Adatt./Suitable:

CITROËN

16 064 804 80
4534 48
4534 63
4534 65
96 506 884 80
96 656 023 80

* with cable

- con cavo
- avec câble
- mit Kabel
- con cable

7.1213K

DS

4534 65

FIAT

9150103780
9650688480
9665602380

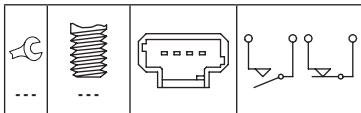
LANCIA

9150103780
9650688480
9665602380

PEUGEOT

16 064 804 80
4534 48
4534 63
4534 65

MARKET DIFFUSION: HIGH



CITROËN		
BERLINGO II 1.2 PureTech 110	--, N6A(TU5JP4)	02/16 →
BERLINGO II 1.6	N6A(TU5JP4), 9HN(DV6ETED)	04/08 →
BERLINGO II 1.6 BlueHdi 100	BHY(DV6FD)	12/14 →
BERLINGO II 1.6 BlueHdi 100 4x4	BHY(DV6FD)	12/14 →
BERLINGO II 1.6 BlueHdi 120	BHZ(DV6FC)	12/14 →
BERLINGO II 1.6 Hdi / BlueHdi 75	9HN(DV6ETED), 9HL(DV6C)	07/10 →
BERLINGO II 1.6 Hdi 110	9HL(DV6C), 9HL(DV6C)	04/08 →
BERLINGO II 1.6 Hdi 115	9HL(DV6C), 9HT(DV6BTED4)	07/10 →
BERLINGO II 1.6 Hdi 115 4x4	--	02/12 →
BERLINGO II 1.6 Hdi 75	9HT(DV6BTED4), 9HN(DV6ETED)	04/08 →
BERLINGO II 1.6 Hdi 75 / BlueHdi 75	9HN(DV6ETED), 9HT(DV6BTED4)	04/08 →
BERLINGO II 1.6 Hdi 75 16V	9HT(DV6BTED4), 9HF(DV6DTE)	04/08 →
BERLINGO II 1.6 Hdi 75 4x4	9HN(DV6ETED)	02/12 →
BERLINGO II 1.6 Hdi 90	9HF(DV6DTE), 9HS(DV6TED4BU)	04/08 →
BERLINGO II 1.6 Hdi 90 16V	9HS(DV6TED4BU), 5FS(EP6C)	04/08 →
BERLINGO II 1.6 Hdi 90 4x4	9HF(DV6DTE)	02/12 →
BERLINGO II 1.6 Hdi 92	9HL(DV6DTE)	07/10 →
BERLINGO II 1.6 Vti 120	5FS(EP6C), 5FK(EP6CB)	11/09 →
BERLINGO II 1.6 Vti 95	5FK(EP6CB), HFX(TU1A)	07/10 →
BERLINGO I 1.6	EP6CB	04/08 → 12/10
C2 1.1	HFX(TU1A), KFV(TU3JP)	09/03 →
C2 1.4	KFV(TU3JP), ET3J4	09/03 →
C2 1.4 16V	ET3J4, 8HX(DV4TD)	06/06 →
C2 1.4 Hdi	8HX(DV4TD), NFU(TU5JP4)	09/03 →

CITROËN		
C2 1.6	NFU(TU5JP4), 9HZ(DV6TED4)	09/03 →
C2 1.6 Hdi	9HZ(DV6TED4), NFS(TU5JP4S)	09/05 →
C2 1.6 VTS	NFS(TU5JP4S), KFV(TU3A)	01/05 →
C3 I 1.1 i	HFX(TU1A)	02/02 →
C3 I 1.4 16V	KFU(ET3J4)	12/03 →
C3 I 1.4 BiFuel	TU3JP	09/08 → 12/09
C3 I 1.4 Hdi	8HZ(DV4TD)	07/03 →
C3 I 1.4 i	KFV(TU3A), KFV(TU3JP)	02/02 →
C3 I 1.4 i Bivalent	KFV(TU3JP), N6A(TU5JP4)	02/02 →
C3 I 1.6 16V	N6A(TU5JP4), 9HX(DV6ATED4)	02/02 →
C3 I 1.6 16V Hdi	9HX(DV6ATED4), KFV(TU3A)	09/05 →
C3 I PLURIEL 1.4	KFV(TU3A), 8HX(DV4TD)	05/03 →
C3 I PLURIEL 1.4 Hdi	8HX(DV4TD), NFU(TU5JP4)	04/04 →
C3 I PLURIEL 1.4 Hybrid	KFV(TU3JP)	05/05 →
C3 I PLURIEL 1.6	NFU(TU5JP4), HFX(TU1JP)	05/03 →
C3 II 1.1	HFX(TU1JP), HFX(TU1A)	11/09 →
C3 II 1.1 BiFuel	HFX(TU1A), K6E(TU3A)	11/10 →
C3 II 1.4	K6E(TU3A), 8HR(DV4C)	11/09 →
C3 II 1.4 16V	EP3C	11/09 →
C3 II 1.4 Hdi	DV4TD	06/10 → 09/16
C3 II 1.4 Hdi 70	8HR(DV4C), EP3C	11/09 →
C3 II 1.4 LPG	EP3C, 8FR(EP3)	07/10 →
C3 II 1.4 Vti	8FR(EP3), 8FP(EP3)	11/09 →
C3 II 1.4 Vti 95	8FP(EP3), 9HJ(DV6DTE)	11/09 →
C3 II 1.6 Flex	NFX(TU5JP4)	11/09 →
C3 II 1.6 Hdi	9HJ(DV6DTE), 9HR(DV6C)	11/09 →
C3 II 1.6 Hdi 110	9HR(DV6C), 9HX(DV6ATED4)	11/09 →
C3 II 1.6 Hdi 90	9HX(DV6ATED4), 5FS(EP6C)	11/09 →
C3 II 1.6 Vti 120	5FS(EP6C), HNV(EB2DTM)	11/09 →
C3 III 1.2 THP 110	HNV(EB2DTM), 8FN(EP3)	07/16 →
C3 III 1.2 Vti 82	HMZ(EB2F)	07/16 →
C3 PICASSO 1.4	EP3C	02/09 →
C3 PICASSO 1.4 Vti 95	8FN(EP3), 9HX(DV6ATED4)	02/09 →
C3 PICASSO 1.6 Hdi	9HX(DV6ATED4), 9HR(DV6C)	02/09 →
C3 PICASSO 1.6 Hdi 110	9HR(DV6C), 9HP(DV6DTE)	05/10 →
C3 PICASSO 1.6 Hdi 90	9HP(DV6DTE), 5FS(EP6C)	07/10 →
C3 PICASSO 1.6 Vti	EP6	07/09 →
C3 PICASSO 1.6 Vti 120	5FS(EP6C), 5FT(EP6DT)	02/09 →
C4 I 1.4 16V	ET3J4, NFU(TU5JP4)	11/04 → 07/11
C4 I 1.6 16V	NFU(TU5JP4), N6A(TU5JP4)	11/04 → 07/11
C4 I 1.6 16V Bio-Flex	N6A(TU5JP4), 9HY(DV6ATED4)	09/07 →
C4 I 1.6 16V Flex Fuel	N6A(TU5JP4)	02/09 →
C4 I 1.6 Flex	--	02/09 → 07/11
C4 I 1.6 Hdi	9HY(DV6ATED4), 5FT(EP6DT)	11/04 →
C4 I 1.6 THP	EP6DT	06/08 → 07/11
C4 I 1.6 THP 140	5FT(EP6DT), 5FX(EP6DT)	07/08 → 07/11
C4 I 1.6 THP 150	5FX(EP6DT), 5FW(EP6)	07/08 → 07/11
C4 I 1.6 Vti 120	5FW(EP6), EW10A	07/08 → 07/11
C4 I 2.0 16V	EW10A, DW10ATED	11/04 →
C4 I 2.0 Hdi	DW10ATED, 5FX(EP6DT)	11/04 → 07/11
C4 CACTUS 1.5 BlueHdi 100	DV5RD	06/18 →
C4 GRAND PICASSO I 1.6 16V	5FT(EP6DT), 9HY(DV6ATED4)	07/08 →
C4 GRAND PICASSO I 1.6 Hdi	9HY(DV6ATED4), 9HL(DV6C)	10/06 →
C4 GRAND PICASSO I 1.6 Hdi 110	9HL(DV6C), 5FV(EP6CDT)	09/10 →
C4 GRAND PICASSO I 1.6 THP 155	5FV(EP6CDT), 5FW(EP6)	09/10 →
C4 GRAND PICASSO I 1.6 Vti 120	5FW(EP6), 6FY(EW7A)	07/08 →
C4 GRAND PICASSO I 1.8 i 16V	6FY(EW7A), DW10BTED4	10/06 →
C4 GRAND PICASSO I 1.8 i 16V CNG	EW7ACNG	03/09 → 12/11
C4 GRAND PICASSO I 1.8 i 16V Flex	EW7A	06/09 → 01/13
C4 GRAND PICASSO I 2.0 Hdi 138	DW10BTED4, DW10CTED4	10/06 →
C4 GRAND PICASSO I 2.0 Hdi 150	DW10CTED4, DW10CTED4	07/09 →
C4 GRAND PICASSO I 2.0 Hdi 165	DW10CTED4, EW10A	09/10 →
C4 GRAND PICASSO I 2.0 i 16V	EW10A, ET3J4	10/06 →
C4 PICASSO I 1.6 16V	5FX(EP6DT), 9HY(DV6ATED4)	07/08 → 08/13
C4 PICASSO I 1.6 Hdi	9HY(DV6ATED4), 9HL(DV6C)	02/07 → 08/13
C4 PICASSO I 1.6 Hdi 110	9HL(DV6C), 5FT(EP6DT)	09/10 →

CITROËN		
C4 PICASSO I 1.6 THP 140	5FT(EP6DT), 5FV(EP6CDT)	07/08 → 08/13
C4 PICASSO I 1.6 THP 155	5FV(EP6CDT), 5FW(EP6)	09/10 → 08/13
C4 PICASSO I 1.6 Vti 120	5FW(EP6), 6FY(EW7A)	07/08 →
C4 PICASSO I 1.8 Bifuel	6FY(EW7A), 6FY(EW7A)	01/09 → 10/12
C4 PICASSO I 1.8 i 16V	6FY(EW7A), DW10BTED4	02/07 → 12/11
C4 PICASSO I 2.0 Hdi 138	DW10BTED4, DW10CTED4	10/06 → 08/13
C4 PICASSO I 2.0 Hdi 150	DW10CTED4, DW10CTED4	07/09 → 08/13
C4 PICASSO I 2.0 Hdi 165	DW10CTED4, EW10A	09/10 →
C4 PICASSO I 2.0 i 16V	EW10A, 9HY(DV6ATED4)	09/07 → 08/13
CS I 1.6 Hdi	9HY(DV6ATED4), 6FY(EW7A)	09/04 →
CS I 1.8	EW7J4	09/04 → 08/05
CS I 1.8 16V	6FY(EW7A), EW10A	09/04 →
CS I 2.0	EW10A	11/04 → 01/08
CS I 2.0 16V	EW10A, DW10BTED4	09/04 →
CS I 2.0 Hdi	DW10BTED4, 4HP(DW12BTED4)	09/04 →
CS I 2.2 Hdi	4HP(DW12BTED4), ES9A	09/04 →
CS I 3.0 [ExtraEU]	ES9AHP	09/04 → 01/08
CS I 3.0 V6	ES9A, DW10UTED4	09/04 →
C8 2.0 Hdi	DW10UTED4, DW10BTED4	07/02 →
C8 2.0 Hdi 135	DW10BTED4, DW12BTED4	03/06 →
C8 2.2 Hdi	DW12BTED4, 8HR(DV4C)	07/02 →
C8 3.0 V6	ES9J4S	07/02 →
C-ELYSEE 1.5 BlueHdi 100 [ExtraEU]	DV5RD	05/18 →
C-ELYSEE 1.6 Vti 115	EC5	11/12 →
DISPATCH 1.6 Hdi	DV6UTED4	06/07 →
DISPATCH 2.0 Hdi	DW10UTED4	06/07 →
DS3 1.2 THP 110	HNZ(EB2DT)	10/14 → 07/15
DS3 1.2 Vti 82	HMZ(EB2F)	01/13 → 07/15
DS3 1.4 Hdi 70	8HR(DV4C), 8FP(EP3)	04/10 → 07/15
DS3 1.4 Vti 95	8FP(EP3), 8FN(EP3)	04/10 → 07/15
DS3 1.4 Vti 95 LPG	8FN(EP3), 8FR(EP3)	08/12 → 07/15
DS3 1.4 Vti 98	8FR(EP3), 5FM(EP6DT)	11/09 → 07/15
DS3 1.6	5FM(EP6DT), 9HR(DV6C)	02/11 → 07/15
DS3 1.6 BlueHdi 100	BHY(DV6FD)	07/14 → 07/15
DS3 1.6 BlueHdi 115	BHX(DV6FC)	10/13 → 07/15
DS3 1.6 BlueHdi 120	BHZ(DV6FC)	10/13 → 07/15
DS3 1.6 BlueHdi 75	BHW(DV6FE)	03/15 → 07/15
DS3 1.6 Hdi 110	9HR(DV6C), 9HD(DV6C)	11/09 → 07/15
DS3 1.6 Hdi 115	9HD(DV6C), 9HP(DV6DTE)	08/12 → 07/15
DS3 1.6 Hdi 90	9HP(DV6DTE), 5FN(EP6CDT)	11/09 → 07/15
DS3 1.6 Racing	5FD(EP6DTS)	02/11 → 07/15
DS3 1.6 THP 150	5FN(EP6CDT), 5FR(EP6DT)	01/10 → 07/15
DS3 1.6 THP 155	5FR(EP6DT), 5FS(EP6C)	04/10 → 07/15
DS3 1.6 THP 165	5GZ(EP6FDT)	10/14 → 07/15
DS3 1.6 Vti 120	5FS(EP6C), 9HU(DV6UTED4)	04/10 → 07/15
JUMPY I 2.0 Hdi	DW10UTED4	06/07 → 03/16
JUMPY II 1.6 Hdi 90	DV6DU	01/07 →
JUMPY II 1.6 Hdi 90 16V	9HU(DV6UTED4), 9HH(DV6DUM)	01/07 →
JUMPY II 1.6 Hdi 90 8V	9HH(DV6DUM), DW10UTED4	01/07 →
JUMPY II 2.0 Hdi 120	DW10UTED4, DW10BTED4	01/07 →
JUMPY II 2.0 Hdi 120 4x4	RHK(DW10UTED4)	01/10 →
JUMPY II 2.0 Hdi 125	AHZ(DW10CD)	07/11 →
JUMPY II 2.0 Hdi 125 4x4	AHZ(DW10CD)	07/11 →
JUMPY II 2.0 Hdi 140	DW10BTED4, EW10A	01/07 →
JUMPY II 2.0 Hdi 165	RHH(DW10CTED4)	07/10 →
JUMPY II 2.0 Hdi 95	9HY(DW10CE)	07/11 →
JUMPY II 2.0 i	EW10A, 9H07	01/07 →
FIAT		
SCUDO II 1.6 D Multijet	9H07, DW10BTED4	01/07 →
SCUDO II 2.0 D Multijet	DW10BTED4, RFN	01/07 →
SCUDO II 2.0 D Multijet 4x4	RHO2	04/11 →
ULYSSE II 2.0	RFN, RHK	08/02 → 06/11
ULYSSE II 2.0 D Multijet	RHK, RHM	05/06 → 06/11
ULYSSE II 2.0 JTD	RHM, 4H01	08/02 → 08/06
ULYSSE II 2.2 D Multijet	4H01, 4HP	10/07 →
ULYSSE II 2.2 JTD	4HP, RHR	08/02 → 03/10
ULYSSE II 3.0	XFW	08/02 → 06/11
LANCIA		
PHEDRA 2.0	RFN(EW10J4)	09/02 → 11/10
PHEDRA 2.0 D Multijet	RHR, RHK	07/06 → 11/10
PHEDRA 2.0 JTD	RHK, 4H5	09/02 → 11/10
PHEDRA 2.2 D Multijet	4H5, 4H01	03/08 → 11/10
PHEDRA 2.2 JTD	4H01, ES9J4S	09/02 →
PHEDRA 3.0 V6	ES9J4S, KFV(TU3A)	09/02 →
PEUGEOT		
207 1.4	KFT(TU3A), 8FR(EP3)	02/06 →
207 1.4 16V	8FR(EP3), 8HR(DV4C)	02/06 →
207 1.4 BiFuel	TU3A	08/07 → 12/13
207 1.4 Flex	KFV(TU3A)	11/08 →
207 1.4 Hdi	8HR(DV4C), 5FS(EP6C)	02/06 →
207 1.4 LPG	TU3A	08/07 → 12/12

PEUGEOT		
207 1.6	N6A(TU5JP4)	08/08 →
207 1.6 16V	5FS(EP6C), 5FY(EP6DTS)	02/06 →
207 1.6 16V RC	5FY(EP6DTS), 5FR(EP6DT)	02/07 →
207 1.6 16V Turbo	5FR(EP6DT), 5FS(EP6C)	02/06 →
207 1.6 16V VTi	5FS(EP6C), 9HP(DV6DTEd)	02/07 →
207 1.6 Bioflex	N6A(TU5JP4)	01/08 →
207 1.6 HDi	9HP(DV6DTEd), 9HR(DV6C)	02/06 →
207 1.6 HDi 110	9HR(DV6C), 5FS(EP6C)	08/09 →
207 1.6 VTi	EP6	03/07 → 12/12
207 CC 1.6 16V	5FS(EP6C), 5FR(EP6DT)	02/07 →
207 CC 1.6 16V Turbo	5FR(EP6DT), 9HR(DV6C)	02/07 →
207 CC 1.6 HDi	9HR(DV6C), 9HR(DV6C)	02/07 →
301 1.2 VTi 72	EB2M	11/12 →
301 1.2 VTi 82	EB2F	12/14 →
301 1.5 [ExtraEU]	DV5RD	05/18 →
301 1.6 BlueHdi 100	DV6FD	04/14 →
301 1.6 HDi 90	DV6DTEd, EC5	11/12 →
301 1.6 LPG	EC5	07/14 →
301 1.6 VTi 115	EC5, K6D(TU3JP)	11/12 →
307 1.4	K6D(TU3JP), ET3J4	08/00 →
307 1.4 16V	ET3J4, 8HX(DV4TD)	11/03 →
307 1.4 HDi	8HX(DV4TD), N6A(TU5JP4)	10/01 →
307 1.4 HDi 70	8HZ(DV4TD)	03/02 → 06/05
307 1.6	EC5	08/05 → 12/09
307 1.6 16V	N6A(TU5JP4), --	08/00 →
307 1.6 BioFlex	--, 9HY(DV6TEd4)	07/06 →
307 1.6 HDi	9HV(DV6ATED4)	04/05 →
307 1.6 HDi 110	9HY(DV6ATED4), EW10J4	02/04 →
307 1.6 HDi 90	9HV(DV6ATED4)	12/06 → 04/08
307 2.0	EW10J4, EW10A	03/02 → 06/05
307 2.0 16V	EW10A, DW10BTEd4	08/00 →
307 2.0 HDi	DW10BTEd4, DW10BTEd4	04/03 →
307 2.0 HDi 110	RHS(DW10ATED)	08/00 →
307 2.0 HDi 135	DW10BTEd4, DW10TD	10/03 →
307 2.0 HDi 90	DW10TD, 8FS(EP3)	08/00 →
308 I 1.4 16V	8FS(EP3), 5FT(EP6DT)	09/07 →
308 I 1.6 16V	5FT(EP6DT), N6A(TU5JP4)	09/07 →
308 I 1.6 Bioflex	N6A(TU5JP4), 9HP(DV6DTEd)	04/08 →
308 I 1.6 GTi	EP6CDTX	07/10 →
308 I 1.6 HDi	9HP(DV6DTEd), EW10A	09/07 →
308 I 2.0 Bioflex	EW10A, EW10A	01/08 →
308 I 2.0 CVVT	EW10A, DW10BTEd4	07/09 → 11/14
308 I 2.0 HDi	DW10BTEd4, EB2ADT	09/07 →
308 II 1.2 THP 110	EB2ADT, EB2	11/13 →
308 II 1.2 THP 130	EB2DTS	11/13 →
308 II 1.2 VTi 72	EB2, 5GZ(EP6FDT)	09/13 →
308 II 1.5 BlueHdi 130	DV5RC	06/17 →
308 II 1.6	5GZ(EP6FDT), EP6FDTR	01/12 →
308 II 1.6 BlueHdi	DV6FD	04/14 →
308 II 1.6 BlueHdi 100	DV6FD	04/14 →
308 II 1.6 BlueHdi 120	DV6FC	11/13 →
308 II 1.6 e-HDi 115	DV6C	03/15 →
308 II 1.6 GT 205	EP6FDTX	06/14 →
308 II 1.6 GTi	EP6FDTR, DV6C	06/15 →
308 II 1.6 HDi	DV6DTEd	09/13 →
308 II 1.6 HDi / BlueHdi 115	DV6C, 5FA(EP6CDT)	09/13 →
308 II 1.6 HDi 100	DV6FD	04/14 →
308 II 1.6 HDi 92	DV6DTEd	03/14 →
308 II 1.6 PureTech 225	EP6FADTX	01/18 →
308 II 1.6 THP 125	5FA(EP6CDT), 5FS(EP6C)	09/13 →
308 II 1.6 THP 150	EP6FDMD	03/14 →
308 II 1.6 THP 155	EP6CDT	03/14 →
308 II 1.6 VTi	EC5	03/14 →
308 II 1.6 VTi [ExtraEU]	EC5	05/15 →
308 II 2.0 BlueHdi 150	DW10FD	11/13 →
308 II 2.0 GT BlueHdi 180	DW10FC	06/17 →
308 II 2.0 GT HDi 180 / BlueHdi 180	DW10FC	06/14 →
407 1.6 HDi 110	DV6TEd4	05/04 →
407 1.8	EW7J4	05/04 →
407 1.8 16V	EW7A	09/05 →
407 2.0	EW10J4	05/04 →
407 2.0 16V	EW10A	09/05 →
407 2.0 Bioflex	EW10A	01/08 →
407 2.0 HDi	DW10BTEd4	10/05 →
407 2.0 HDi 135	DW10BTEd4	05/04 →
407 2.2	EW12J4	05/04 →
407 2.2 16V	EW12J4	09/05 →
407 2.2 HDi	DW12BTEd4	03/06 →
407 2.2 HDi 170	DW12BTEd4	05/06 →
407 2.7 HDi	DT17TEd4	10/05 →
407 3.0	ES9A	05/04 →
407 3.0 V6	ES9A	10/05 →
607 2.0 HDi	DW10BTEd4, 3FY(EW12J4)	09/05 → 07/11
607 2.0 HDi 110 FAP	RHS(DW10ATED)	12/04 →

PEUGEOT		
607 2.0 HDi 135	RHL(DW10BTEd4)	09/05 →
607 2.2 16V	3FY(EW12J4), 4HP(DW12BTEd4)	02/00 → 06/10
607 2.2 HDi	4HP(DW12BTEd4), ES9A	02/00 →
607 2.7 HDi 24V	DT17TEd4	12/04 → 07/11
607 3.0 V6 24V	ES9A, DW10BTEd4	03/04 → 07/11
807 2.0 HDi	DW10BTEd4, 9HH(DV6DUM)	02/06 →
807 2.2 HDi	DW12BTEd4	06/06 →
1007 1.4	KFV(TU3A), ET3J4	04/05 →
1007 1.4 16V	ET3J4, 8HX(DV4TD)	10/05 →
1007 1.4 HDi	8HX(DV4TD), NFU(TU5JP4)	04/05 →
1007 1.6 16V	NFU(TU5JP4), 9HZ(DV6TEd4)	04/05 →
1007 1.6 HDi	9HZ(DV6TEd4), EB2	06/07 →
2008 1.2 PureTech 82	EB2FA	03/18 →
2008 1.2 THP 110	EB2DT	01/15 →
2008 1.2 THP 130	EB2DTS	01/15 →
2008 1.2 VTi	EB2, DV6C	03/13 →
2008 1.4 HDi	DV4C	06/13 →
2008 1.5 BlueHdi 100	DV5RD	05/18 →
2008 1.5 BlueHdi 120	DV5RC	05/18 →
2008 1.6 BlueHdi	DV6FC	07/14 →
2008 1.6 BlueHdi 100	DV6FD	01/15 →
2008 1.6 BlueHdi 120	DV6FC	07/14 →
2008 1.6 BlueHdi 75	DV6FE	01/15 →
2008 1.6 HDi	DV6C, EP6C	03/13 →
2008 1.6 VTi	EP6C, KFT(TU3A)	03/13 →
3008 1.6 HDi	9HR(DV6C), 5FV(EP6CDT)	06/09 →
3008 1.6 THP	5FV(EP6CDT), 5FS(EP6C)	06/09 →
3008 1.6 VTi	5FS(EP6C), DW10CTED4	06/09 →
3008 2.0 HDi	DW10CTED4, AHX(DW10FD)	06/09 →
3008 2.0 HDi 150 / BlueHdi 150	AHX(DW10FD), DV6DTEd	06/09 →
3008 2.0 HDi Hybrid4	RHC(DW10CTED4)	02/11 → 08/16
5008 1.6 16V	5FS(EP6C), 9HD(DV6CTED)	09/09 →
5008 1.6 HDi	9HD(DV6CTED), DW10CBFAPDTR	09/09 →
5008 2.0 HDi	DW10CBFAPDTR, AHV(DW10FD)	09/09 →
5008 2.0 HDi 136 / BlueHdi 136	AHV(DW10FD), AHR(DW10FD)	02/12 →
5008 2.0 HDi 150 / BlueHdi 150	AHR(DW10FD), DW10BTEd4	06/09 →
EXPERT II 1.6 HDi 90 16V	9HU(DV6GTEd4)	01/07 →
EXPERT II 1.6 HDi 90 8V	9HH(DV6DUM), RFH(EW10A)	01/07 →
EXPERT II 2.0 16V	RFH(EW10A), RHG(DW10CTED4/FAP)	01/07 →
EXPERT II 2.0 HDi 120	RHG(DW10CTED4/FAP), 9HH(DV6DUM)	01/07 →
EXPERT II 2.0 HDi 120 4x4	RHK(DW10CTED4)	01/10 →
EXPERT II 2.0 HDi 130	AHZ(DW10CD)	03/11 →
EXPERT II 2.0 HDi 130 4x4	AHZ(DW10CD)	01/12 →
EXPERT II 2.0 HDi 140	RHR(DW10BTEd4)	01/07 →
EXPERT II 2.0 HDi 165	RHH(DW10CTED4)	09/09 →
EXPERT II TEPEE 1.6 HDi 90 16V	9HU(DV6GTEd4)	01/07 →
EXPERT II TEPEE 1.6 HDi 90 8V	9HH(DV6DUM), RFH(EW10A)	01/07 →
EXPERT II TEPEE 2.0 16V	RFH(EW10A), DW10CTED4	01/07 →
EXPERT II TEPEE 2.0 HDi 100	AHY(DW10CE)	03/11 →
EXPERT II TEPEE 2.0 HDi 120	RHK(DW10CTED4)	01/07 →
EXPERT II TEPEE 2.0 HDi 120 4x4	RHK(DW10CTED4)	01/07 →
EXPERT II TEPEE 2.0 HDi 130	AHZ(DW10CD)	03/11 →
EXPERT II TEPEE 2.0 HDi 130 4x4	AHZ(DW10CD)	03/11 →
EXPERT II TEPEE 2.0 HDi 140	RHR(DW10BTEd4)	01/07 →
EXPERT II TEPEE 2.0 HDi 165	DW10CTED4, 5FK(EP6CB)	09/09 →
PARTNER I 1.6	N6A(TU5JP4)	07/01 →
PARTNER II 1.6	5FK(EP6CB), 9HF(DV6DTEd)	04/08 →
PARTNER II 1.6 BlueHdi 100	BHY(DV6FD)	04/15 →
PARTNER II 1.6 BlueHdi 120	BHZ(DV6FC)	04/15 →
PARTNER II 1.6 HDi	9HF(DV6DTEd), 9HN(DV6TEd)	04/08 →
PARTNER II 1.6 HDi / BlueHdi 75	9HN(DV6TEd), 9HS(DV6TEd4BU)	07/11 →
PARTNER II 1.6 HDi 16V	9HS(DV6TEd4BU), 9HS(DV6TEd4BU)	04/08 →
PARTNER II 1.6 HDi 16V 4x4	9HS(DV6TEd4BU), 9HP(DV6DTEd)	04/12 →
PARTNER II 1.6 HDi 90	9HP(DV6DTEd), HNV(EB2DTEd)	04/10 →
PARTNER II Électrique	Y4F1	06/13 →
PARTNER II TEPEE 1.2 THP	HNV(EB2DTEd), 9HF(DV6DTEd)	02/16 →
PARTNER II TEPEE 1.6 BlueHdi 100	BHY(DV6FC)	12/14 →
PARTNER II TEPEE 1.6 BlueHdi 120	BHZ(DV6FC)	12/14 →

PEUGEOT		
PARTNER II TEPEE 1.6 HDi	9HF(DV6DTEd), BHW(DV6FE)	04/08 →
PARTNER II TEPEE 1.6 HDi / BlueHdi 75	BHW(DV6FE), 9HV(DV6TEd4)	01/15 →
PARTNER II TEPEE 1.6 HDi 16V	9HV(DV6TEd4), 9JH(DV6DTEdM)	04/08 →
PARTNER II TEPEE 1.6 HDi 90	9JH(DV6DTEdM), 5FK(EP6CB)	04/10 →
PARTNER II TEPEE 1.6 VTi	5FK(EP6CB), EP6CDT	04/08 →
RCZ 1.6 16V	EP6CDT, 5FE(EP6CDTMD)	03/10 →
RCZ 1.6 THP	EP6CDTM	01/11 →
RCZ 1.6 THP 150	5FE(EP6CDTMD), DW10CTED4	03/11 →
RCZ 1.6 THP 270	5FG(EP6CDTR)	06/13 →
RCZ 2.0 HDi	DW10CTED4, HFX(TU1A)	03/10 →

7.1213K

04,5

BRAKE/CLUTCH PEDAL SWITCHES

Adatt./Suitable:

CITROËN
4534 67
PEUGEOT
4534 67

ITEM NOW AVAILABLE FROM PRODUCTION

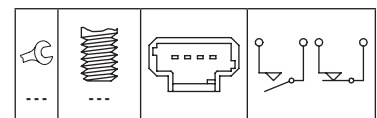
- ARTICOLO ORA DISPONIBILE PER LA VENDITA
- ARTICLE DISPONIBLE EN PRODUCTION COURANTE
- JETZT ZUM VERKAUF VERFÜGBARER ARTIKEL
- ARTICULO AHORA DISPONIBLE EN PRODUCCION

* without cable

- senza cavo
- sans câble
- ohne Kabel
- sin cable

7.1213

MARKET DIFFUSION: HIGH



CITROËN

C2 1.1	HFX(TU1A), KFV(TU3JP)	09/03 →
C2 1.4	KFV(TU3JP), ET3J4	09/03 →
C2 1.4 16V	ET3J4, 8HX(DV4TD)	06/06 →
C2 1.4 HDi	8HX(DV4TD), NFU(TU5JP4)	09/03 →
C2 1.6	NFU(TU5JP4), 9HZ(DV6TEd4)	09/03 →
C2 1.6 HDi	9HZ(DV6TEd4), NFS(TU5JP4S)	09/05 →
C2 1.6 VTS	NFS(TU5JP4S), KFV(TU3A)	01/05 →
C3 I 1.1 i	HFX(TU1A)	02/02 →
C3 I 1.4 16V	KFU(ET3J4)	12/03 →
C3 I 1.4 HDi	8HZ(DV4TD)	07/03 →
C3 I 1.4 i	KFV(TU3A), N6A(TU5JP4)	02/02 →
C3 I 1.4 i Bivalent	KFV(TU3JP)	02/02 →
C3 I 1.6 16V	N6A(TU5JP4), 9HX(DV6ATED4)	02/02 →
C3 I 1.6 16V HDi	9HX(DV6ATED4), KFV(TU3A)	09/05 →
C3 I PLURIEL 1.4	KFV(TU3A), 8HX(DV4TD)	05/03 →
C3 I PLURIEL 1.4 HDi	8HX(DV4TD), 5FT(EP6DT)	04/04 →
C3 I PLURIEL 1.4 Hybrid	KFV(TU3JP)	05/05 →
C3 I PLURIEL 1.6	NFU(TU5JP4)	05/03 →
C4 I 1.4 16V	KFU(ET3J4)	11/04 → 07/11
C4 I 1.6 16V	NFU(TU5JP4)	11/04 → 07/11
C4 I 1.6 16V Bio-Flex	N6A(TU5JP4), 9HV(DV6TEd4)	09/07 →

CITROËN		
C4 I 1.6 16V Flex Fuel	N6A(TU5JP4)	02/09 →
C4 I 1.6 Flex	--	02/09 → 07/11
C4 I 1.6 HDi	9HV(DV6TED4), EW10A	11/04 →
C4 I 1.6 THP 140	5FT(EP6DT)	07/08 → 07/11
C4 I 1.6 THP 150	5FX(EP6DT)	07/08 → 07/11
C4 I 1.6 VTi 120	5FW(EP6)	07/08 → 07/11
C4 I 2.0 16V	EW10A, RHR(DW10BTE4)	11/04 →
C4 I 2.0 HDi	RHR(DW10BTE4), 9HY(DV6TED4)	11/04 → 07/11
C4 I 2.0 VTR	EW10A	10/06 → 12/07
C4 GRAND PICASSO I 1.6 16V	5FT(EP6DT), 9HY(DV6TED4)	07/08 →
C4 GRAND PICASSO I 1.6 HDi	9HY(DV6TED4), 5FV(EP6CDT)	10/06 →
C4 GRAND PICASSO I 1.6 THP 155	5FV(EP6CDT), RHJ(DW10BTE4)	09/10 →
C4 GRAND PICASSO I 1.6 VTi 120	5FW(EP6)	07/08 →
C4 GRAND PICASSO I 1.8 i 16V	6FY(EW7A)	10/06 →
C4 GRAND PICASSO I 2.0 HDi 138	RHJ(DW10BTE4), RFJ(EW10A)	10/06 →
C4 GRAND PICASSO I 2.0 HDi 150	RHE(DW10CTED4)	07/09 →
C4 GRAND PICASSO I 2.0 HDi 165	RHH(DW10CTED4)	09/10 →
C4 GRAND PICASSO I 2.0 i 16V	RFJ(EW10A), N6A(TU5JP4)	10/06 →
C4 PICASSO I 1.6 16V	5FX(EP6DT)	07/08 → 08/13
C4 PICASSO I 1.6 HDi	9HY(DV6TED4), 5FV(EP6CDT)	02/07 → 08/13
C4 PICASSO I 1.6 THP 140	5FT(EP6DT)	07/08 → 08/13
C4 PICASSO I 1.6 THP 155	5FV(EP6CDT), 5FW(EP6)	09/10 → 08/13
C4 PICASSO I 1.6 VTi 120	5FW(EP6), RHJ(DW10BTE4)	07/08 →
C4 PICASSO I 1.8 Bifuel	6FY(EW7A)	01/09 → 10/12
C4 PICASSO I 1.8 i 16V	6FY(EW7A)	02/07 → 12/11
C4 PICASSO I 2.0 HDi 138	RHJ(DW10BTE4), DW10CTED4/FAP	10/06 → 08/13
C4 PICASSO I 2.0 HDi 150	RHE(DW10CTED4)	07/09 → 08/13
C4 PICASSO I 2.0 HDi 165	DW10CTED4/FAP, DW12BTE4	09/10 →
C4 PICASSO I 2.0 i 16V	RFJ(EW10A)	09/07 → 08/13
C5 I 2.2 HDi	DW12BTE4, 9HL(DV6C)	04/06 →
C5 II 1.6 HDi 110	9HL(DV6C), 9HL(DV6C)	02/08 →
C5 II 1.6 HDi 115	9HL(DV6C), 5FN(EP6CDT)	01/12 →
C5 II 1.6 THP 150	5FN(EP6CDT), 5FV(EP6CDT)	04/09 →
C5 II 1.6 THP 155	5FV(EP6CDT), 6FY(EW7A)	04/09 →
C5 II 1.6 VTi 120	5FS(EP6C)	07/10 →
C5 II 1.8 16V	6FY(EW7A), EW10A	02/08 →
C5 II 2.0 16V	EW10A, EW10A	02/08 →
C5 II 2.0 16V BioFlex	EW10A, DW10BTE4	02/08 →
C5 II 2.0 HDi	DW10BTE4, DW10BTE4	02/08 →
C5 II 2.0 HDi 140	DW10BTE4, AHR(DW10FD)	04/09 →
C5 II 2.0 HDi 150 / BlueHdi 150	AHR(DW10FD), DW10CTED4	04/09 →
C5 II 2.0 HDi 165	DW10CTED4, 4HT(DW12BTE4)	04/09 →
C5 II 2.0 HDi 180	AHW(DW10FC)	03/15 →
C5 II 2.2 HDi	4HT(DW12BTE4), 4HP(DW12BTE4)	02/08 →
C5 II 2.2 HDi 165	4HP(DW12BTE4), 4HL(DW12C)	02/08 →
C5 II 2.2 HDi 200	4HL(DW12C), DT17ED4	07/10 →
C5 II 2.7 HDi	DT17ED4, ES9A	02/08 →
C5 II 3.0 HDi 240	DT20C	04/09 →
C5 II 3.0 V6	ES9A, 4HP(DW12BTE4)	02/08 →
C6 2.2 HDi	4HP(DW12BTE4), DT17ED4	06/06 →
C6 2.7 HDi	DT17ED4, DT20C	09/05 →
C6 3.0 HDi	DT20C, ES9A	04/09 →
C6 3.0 V6	ES9A, RHK(DW10BTE4)	09/05 →
C8 2.0	RFN(EW10J4)	07/02 →
C8 2.0 16V	RFJ(EW10A)	09/05 →
C8 2.0 HDi	RHK(DW10BTE4), RHD(DW10CB)	07/02 →
C8 2.0 HDi 135	RHD(DW10CB), DW10CTED4	03/06 →
C8 2.0 HDi 165	DW10CTED4, 4HP(DW12BTE4)	03/06 →
C8 2.2	3FZ(EW12J4)	07/02 →
C8 2.2 HDi	4HP(DW12BTE4), XFV(ES9J4S)	07/02 →
C8 3.0 V6	XFV(ES9J4S), DV6DUM	07/02 →
DISPATCH 1.6 HDi	DV6DUM	06/07 →
DISPATCH 2.0 HDi	DW10UTED4	06/07 →
JUMPY I 1.6 HDi	DV6DUM, 9HU(DV6GUTED4)	06/07 → 03/16
JUMPY I 2.0 HDi	DW10UTED4	06/07 → 03/16
JUMPY II 1.6 HDi 90	DV6DU	01/07 →
JUMPY II 1.6 HDi 90 16V	9HU(DV6GUTED4), 9HH(DV6DUM)	01/07 →

CITROËN		
JUMPY II 1.6 HDi 90 8V	9HH(DV6DUM), DW10UTED4	01/07 →
JUMPY II 2.0 HDi 120	DW10UTED4, AHZ(DW10CD)	01/07 →
JUMPY II 2.0 HDi 120 4x4	RHK(DW10UTED4)	01/10 →
JUMPY II 2.0 HDi 125	AHZ(DW10CD), DW10BTE4	07/11 →
JUMPY II 2.0 HDi 125 4x4	AHZ(DW10CD)	07/11 →
JUMPY II 2.0 HDi 140	DW10BTE4, DW10CTED4	01/07 →
JUMPY II 2.0 HDi 165	DW10CTED4, AHY(DW10CE)	07/10 →
JUMPY II 2.0 HDi 95	AHY(DW10CE), EW10A	07/11 →
JUMPY II 2.0 i	EW10A, KFV(TU3A)	01/07 →
PEUGEOT		
207 1.4	KFT(TU3A), 8FR(EP3)	02/06 →
207 1.4 16V	8FR(EP3), 8HR(DV4C)	02/06 →
207 1.4 Flex	KFW(TU3A)	11/08 →
207 1.4 HDi	8HR(DV4C), 5FS(EP6C)	02/06 →
207 1.6	N6A(TU5JP4)	08/08 →
207 1.6 16V	5FS(EP6C), 5FR(EP6DT)	02/06 →
207 1.6 16V RC	5FY(EP6DTS)	02/07 →
207 1.6 16V Turbo	5FR(EP6DT), 5FS(EP6C)	02/06 →
207 1.6 16V VTi	5FS(EP6C), 9HP(DV6DTE4)	02/07 →
207 1.6 Bioflex	N6A(TU5JP4)	01/08 →
207 1.6 HDi	9HP(DV6DTE4), 5FS(EP6C)	02/06 →
207 1.6 HDi 110	9HR(DV6C)	08/09 →
207 CC 1.6 16V	5FS(EP6C), 5FR(EP6DT)	02/07 →
207 CC 1.6 16V Turbo	5FR(EP6DT), 9HR(DV6C)	02/07 →
207 CC 1.6 HDi	9HR(DV6C), K6D(TU3JP)	02/07 →
307 1.4	K6D(TU3JP), ET3J4	08/00 →
307 1.4 16V	ET3J4, 8HX(DV4TD)	11/03 →
307 1.4 HDi	8HX(DV4TD), ECS	10/01 →
307 1.4 HDi 70	8HZ(DV4TD)	03/02 → 06/05
307 1.6	ECS, N6A(TU5JP4)	08/05 →
307 1.6 16V	N6A(TU5JP4), --	08/00 →
307 1.6 BioFlex	--, 9HV(DV6ATED4)	07/06 →
307 1.6 HDi	9HV(DV6ATED4), 9HY(DV6TED4)	04/05 →
307 1.6 HDi 110	9HY(DV6TED4), 9HV(DV6ATED4)	02/04 →
307 1.6 HDi 90	9HV(DV6ATED4), RFJ(EW10A)	12/06 → 04/08
307 2.0	RFN(EW10J4)	03/02 → 06/05
307 2.0 16V	RFJ(EW10A), DW10ATED	08/00 →
307 2.0 HDi	DW10ATED	01/03 →
307 2.0 HDi 110	DW10ATED, 8FS(EP3)	08/00 →
307 2.0 HDi 135	RHR(DW10BTE4)	10/03 →
307 2.0 HDi 90	RHY(DW10TD)	08/00 →
308 I 1.4 16V	8FS(EP3), 5FT(EP6DT)	09/07 →
308 I 1.6 16V	5FT(EP6DT), N6A(TU5JP4)	09/07 →
308 I 1.6 Bioflex	N6A(TU5JP4), 9HP(DV6DTE4)	04/08 →
308 I 1.6 HDi	9HP(DV6DTE4), EW10A	09/07 →
308 I 2.0 Bioflex	EW10A, DW10BTE4	01/08 →
308 I 2.0 CVT	RFJ(EW10A)	07/09 → 11/14
308 I 2.0 HDi	DW10BTE4, EW10A	09/07 →
308 II 1.6	5GZ(EP6DFT)	01/12 →
308 II 1.6 THP 125	5FA(EP6CDT)	09/13 →
407 1.6 HDi	DV6TE4	08/04 → 12/10
407 1.6 HDi 110	9HZ(DV6TED4)	05/04 →
407 1.8	6FZ(EW7J4)	05/04 →
407 1.8 16V	6FY(EW7A)	09/05 →
407 2.0	RFN(EW10J4)	05/04 →
407 2.0 16V	RFJ(EW10A)	09/05 →
407 2.0 Bioflex	EW10A, DW10BTE4	09/07 →
407 2.0 Bioflex [ExtraEU]	EW10A	10/05 → 02/11
407 2.0 HDi	DW10BTE4, RHL(DW10BTE4)	11/04 →
407 2.0 HDi [ExtraEU]	DW10BTE4	11/04 → 10/07
407 2.0 HDi 135	RHL(DW10BTE4), 4HR(DW12BTE4)	05/04 →
407 2.2	3FZ(EW12J4)	05/04 →
407 2.2 16V	3FY(EW12J4)	09/05 →
407 2.2 HDi	4HP(DW12BTE4)	03/06 →
407 2.2 HDi 170	4HR(DW12BTE4), DW10CBTR/FAP	05/06 →
407 2.7 HDi	UH2(DT17)	10/05 →
407 3.0	XFV(ES9A)	05/04 →
407 3.0 HDi	DT20C	06/09 →
407 3.0 V6	XFV(ES9A)	10/05 →
807 2.0	RFN(EW10J4)	06/02 →
807 2.0 16V	RFJ(EW10A)	09/05 →
807 2.0 HDi	DW10CBTR/FAP, 4HT(DW12BTE4)	06/02 →
807 2.2	3FZ(EW12J4)	06/02 →
807 2.2 HDi	4HT(DW12BTE4), 9HU(DV6GUTED4)	06/02 →
807 3.0 V6	XFV(ES9J4S)	06/02 →
1007 1.4	KFV(TU3A), 8HX(DV4TD)	04/05 →
1007 1.4 16V	KFU(ET3J4)	10/05 →
1007 1.4 HDi	8HX(DV4TD), KFT(TU3A)	04/05 →

PEUGEOT		
1007 1.6 16V	NFU(TU5JP4)	04/05 →
1007 1.6 HDi	9HZ(DV6TED4)	06/07 →
EXPERT II 1.6 HDi 90 16V	9HU(DV6GUTED4), 9HH(DV6DUM)	01/07 →
EXPERT II 1.6 HDi 90 8V	9HH(DV6DUM), EW10A	01/07 →
EXPERT II 2.0 16V	EW10A, DW10UTED4	01/07 →
EXPERT II 2.0 HDi 120	DW10UTED4, AHZ(DW10CD)	01/07 →
EXPERT II 2.0 HDi 120 4x4	RHK(DW10UTED4)	01/10 →
EXPERT II 2.0 HDi 130	AHZ(DW10CTED4), DW10BTE4	03/11 →
EXPERT II 2.0 HDi 130 4x4	AHZ(DW10CTED4)	01/12 →
EXPERT II 2.0 HDi 140	DW10BTE4, DW10CTED4	01/07 →
EXPERT II 2.0 HDi 165	DW10CTED4, 9HU(DV6GUTED4)	09/09 →
EXPERT II TEPEE 1.6 HDi 90 16V	9HU(DV6GUTED4), 9HH(DV6DUM)	01/07 →
EXPERT II TEPEE 1.6 HDi 90 8V	9HH(DV6DUM), EW10A	01/07 →
EXPERT II TEPEE 2.0 16V	EW10A, AHY(DW10CE)	01/07 →
EXPERT II TEPEE 2.0 HDi 100	AHY(DW10CE), DW10UTED4	03/11 →
EXPERT II TEPEE 2.0 HDi 120	DW10UTED4, AHZ(DW10CD)	01/07 →
EXPERT II TEPEE 2.0 HDi 120 4x4	RHK(DW10UTED4)	01/07 →
EXPERT II TEPEE 2.0 HDi 130	AHZ(DW10CD), DW10BTE4	03/11 →
EXPERT II TEPEE 2.0 HDi 130 4x4	AHZ(DW10CD)	03/11 →
EXPERT II TEPEE 2.0 HDi 140	DW10BTE4, DW10CTED4	01/07 →
EXPERT II TEPEE 2.0 HDi 165	DW10CTED4, 8HX(DV4TD)	09/09 →
PARTNER I 1.6	N6A(TU5JP4)	07/01 →

7.1214

3

BRAKE/CLUTCH PEDAL SWITCHES

Adatt./Suitable:

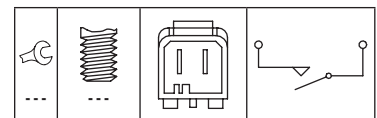

CITROËN

2127 C7

PEUGEOT

2127 C7

MARKET DIFFUSION: MEDIUM



CITROËN

C3 I 1.4 16V	KFU(ET3J4)	12/03 →
C3 I 1.4 16V HDi	8HY(DV4TED4)	02/02 →
C3 I 1.4 HDi	8HX(DV4TD), KFV(TU3JP)	02/02 →
C3 I 1.4 i	KFV(TU3JP), KFV(TU3JP)	02/02 →
C3 I 1.4 i Bivalent	KFV(TU3JP), N6A(TU5JP4)	02/02 →
C3 I 1.6 16V	N6A(TU5JP4), RHS(DW10ATED)	02/02 →
C5 I 1.8 16V	6FZ(EW7J4)	03/01 → 08/04
C5 I 2.0 16V	RFN(EW10J4)	03/01 → 08/04
C5 I 2.0 HDi	RHS(DW10ATED), SFZ(ZPJ/Z)	03/01 → 08/04
C5 I 2.2 HDi	4HX(DW12TED4/FAP)	03/01 → 08/04
C5 I 3.0 Carlsson	XFV(ES9J4S)	09/03 → 08/04
C5 I 3.0 V6	XFV(ES9J4S)	03/01 → 08/04
XANTIA I 2.0 HDi 109	RHZ(DW10ATED)	02/99 → 04/03
XANTIA I 2.0 HDi 90	RHY(DW10TD)	03/99 → 04/03
XM II 2.5 TD	THY(DK5ATE)	05/94 → 10/00
XM II 3.0 V6	SFZ(ZPJ/Z), SKZ(ZPJ4/Z)	05/94 → 10/00
XM II 3.0 V6 24V	SKZ(ZPJ4/Z), N6A(TU5JP4)	05/94 → 10/00
XSARA PICASSO 2.0 HDi	RHY(DW10TD)	12/99 →

PEUGEOT

PARTNER I 1.6	N6A(TU5JP4)	09/00 →
PARTNER I 1.6 16V	NFU(TU5JP4)	07/01 → 03/08
PARTNER I 1.6 Flexfuel	NFU(TU5JP4)	09/00 → 10/02
PARTNER I 2.0 HDi	RHY(DW10TD)	02/00 → 07/08

PEUGEOT			
PARTNER 1.2.0 HDi 4x4	RHY(DW10TD)	04/04 ⇨	08/05
RANCH 1.6 16V	NgA(TU5JP4), N47D20A	07/01 ⇨	
RANCH 2.0 HDi	RHY(DW10TD)	02/00 ⇨	
RANCH 2.0 HDi 4x4	RHY(DW10TD)	04/04 ⇨	

7.1215



1

BRAKE/CLUTCH PEDAL SWITCHES

Adatt./Suitable:

BMW

6 908 786
6 908 787
6 928 031
6 967 601
61 31 0 141 214
61 31 0 150 354
61 31 0 300 846
61 31 0 392 294
61 31 0 398 202
61 31 0 398 221
61 31 0 406 809
61 31 0 412 415
61 31 4 105 242
61 31 4 114 226
61 31 4 114 227
61 31 6 908 786
61 31 6 908 787
61 31 6 928 031
61 31 6 957 151
61 31 6 967 601
61 31 8 372 646
61 31 8 372 647
8 372 647

INFINITI

25320-5DA0A

LAND ROVER

XKB000020
XKB000021
XKB000022
XKD100090L

MERCEDES-BENZ

A 001 545 63 09

MINI

61 31 0 141 214
61 31 0 141 216
61 31 0 300 846
61 31 6 928 031
61 31 6 957 151
61 31 6 967 601
61 31 8 372 647

PORSCHE

970 606 451 00

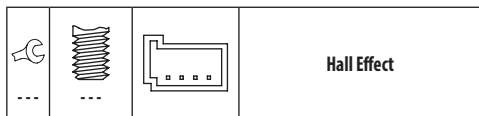

VW

2E0 945 515 C

ITEM NOW AVAILABLE FROM PRODUCTION

- ARTICOLO ORA DISPONIBILE PER LA VENDITA
- ARTICLE DISPONIBLE EN PRODUCTION COURANTE
- JEZTI ZUM VERKAUF VERFÜGBARER ARTIKEL
- ARTÍCULO AHORA DISPONIBLE EN PRODUCCION

MARKET DIFFUSION: HIGH



ALPINA

B6 4.4 Biturbo 4x4 [USA]	N63M20A	03/14 ⇨	
B7 4.4 BiTurbo [USA]	N63M20A	01/11 ⇨	
B7 4.4 BiTurbo 4x4 [USA]	N63M20A	01/12 ⇨	
B7 BITURBO	N63M10A	03/09 ⇨	06/12
B7 BITURBO Trazione integrale	N63M10A	09/10 ⇨	06/12

BMW

1 1116 d	N47D20A, N43B16A	11/08 ⇨	09/12
1 1116 i	N43B16A, M47D20(204D4)	11/03 ⇨	12/11
1 1118 d	M47D20(204D4), N43B20A	11/03 ⇨	12/13
1 1118 i	N43B20A, M47D20(204D4)	07/04 ⇨	12/13
1 1118i	N46B20B	09/04 ⇨	02/08
1 1120 d	M47D20(204D4), N43B20A	03/03 ⇨	12/13
1 1120 i	N43B20A, N47D20B	11/03 ⇨	12/13
1 1123 d	N47D20B, N52B30A	03/07 ⇨	12/13
1 1125 i	N52B30A, N51B30A	10/07 ⇨	
1 1128 i	N51B30A, N52B30A	03/08 ⇨	
1 1130 i	N52B30A, N54B30A	03/05 ⇨	09/12
1 1135 i	N54B30A, N54B30A	10/07 ⇨	12/13
1 1135i Cabrio	N54B30A, M43B16(164E3)	01/08 ⇨	
1 1 M Coupe	N54B30A	04/11 ⇨	06/12

BMW			
3 1V 316 Ci	M43B16(164E3), M43B16(164E3)	04/00 ⇨	
3 1V 316 i	M43B16(164E3), N40B16A	04/00 ⇨	02/05
3 1V 316 ti	N40B16A, M43B19(194E1)	06/01 ⇨	02/05
3 1V 316i Coupe	M43164E3	04/99 ⇨	02/02
3 1V 318 Ci	M43B19(194E1), M47D20(204D1)	12/00 ⇨	12/07
3 1V 318 d	M47D20(204D1), M43B19(194E1)	09/01 ⇨	02/05
3 1V 318 i	M43B19(194E1), M47D20(204D4)	09/01 ⇨	02/05
3 1V 318 td	M47D20(204D4), N42B20A	03/03 ⇨	02/05
3 1V 318 ti	N42B20A, M47D20(204D4)	03/01 ⇨	12/04
3 1V 320 Cd	M47D20(204D4), M52B20(20654)	11/03 ⇨	12/07
3 1V 320 Ci	M52B20(20654), M47D20(204D1)	01/00 ⇨	12/07
3 1V 320 d	M47D20(204D1), M52B20(20654)	03/00 ⇨	02/05
3 1V 320 i	M52B20(20654), M47D20(204D4)	09/00 ⇨	02/05
3 1V 320 td	M47D20(204D4), M52B25(25654)	09/01 ⇨	02/05
3 1V 320d	M47D204D1	02/98 ⇨	06/01
3 1V 320i	M52B20654	02/98 ⇨	07/00
3 1V 320i Touring	N43B20A	06/07 ⇨	10/12
3 1V 323 Ci	M52B25(25654), -(24653)	04/99 ⇨	09/00
3 1V 323 i	-(24653), M54B25(25655)	03/98 ⇨	12/03
3 1V 323i	M52B25654	02/98 ⇨	07/00
3 1V 325 Ci	M54B25(25655), -(24654)	09/00 ⇨	
3 1V 325 i	-(24654), M54B25(25655)	09/00 ⇨	
3 1V 325 ti	M54B25(25655), M54B25(25655)	06/01 ⇨	02/05
3 1V 325 xi	M54B25(25655), N52B25A	09/00 ⇨	02/05
3 1V 325i Coupe [ExtraEU]	N52B25A, M52B28(28652)	03/10 ⇨	06/13
3 1V 328 Ci	M52B28(28652), M52B28(28652)	04/99 ⇨	06/00
3 1V 328 i	M52B28(28652), M57D30(306D2)	02/98 ⇨	06/00
3 1V 330 Cd	M57D30(306D2), M54B30(30653)	03/03 ⇨	12/07
3 1V 330 Ci	M54B30(30653), M57D30(306D1)	06/00 ⇨	12/07
3 1V 330 d	M57D30(306D1), M54B30(30653)	03/03 ⇨	02/05
3 1V 330 i	M54B30(30653), M57D30(306D1)	06/00 ⇨	04/05
3 1V 330 xd	M57D30(306D1), M54B30(30653)	01/00 ⇨	05/05
3 1V 330 xi	M54B30(30653), S54B32(32654)	06/00 ⇨	07/06
3 1V 330i Coupe Xi [ExtraEU]	N52B30A	09/06 ⇨	09/08
3 1V M3	S54B32(32654), S54B32(32654)	06/00 ⇨	07/06
3 1V M3 3.2	S54B32(32654), N43B16A	04/01 ⇨	12/07
3 1V 316 d	N47D20C	07/09 ⇨	06/12
3 1V 316 i	N43B16A, M47D20(204D4)	09/05 ⇨	12/13
3 1V 318 d	M47D20(204D4), N43B20A	03/05 ⇨	06/12
3 1V 318 i	N43B20A, M47D20(204D4)	03/05 ⇨	12/13
3 1V 320 d	M47D20(204D4), N47D20C	12/04 ⇨	12/13
3 1V 320 d xDrive	N47D20C, N43B20A	02/08 ⇨	06/13
3 1V 320 i	N43B20A, --	06/04 ⇨	12/13
3 1V 320 si	N45B20A	09/05 ⇨	08/06
3 1V 320 xd	--, N52B25A	03/07 ⇨	
3 1V 323 i	N52B25A, M57D30(306D3)	09/05 ⇨	
3 1V 325 d	M57D30(306D3), N52B25A	09/06 ⇨	12/13
3 1V 325 i	N52B25A, N52B25A	12/04 ⇨	
3 1V 325 i xDrive	N52B25A, N52B25A	09/08 ⇨	12/13
3 1V 325 xi	N52B25A, N51B30A	01/05 ⇨	
3 1V 328 i	N51B30A, N51B30A	07/05 ⇨	
3 1V 328 xi	N51B30A, M57D30(306D3)	09/06 ⇨	
3 1V 330 d	M57D30(306D3), N52B30A	12/04 ⇨	12/13
3 1V 330 d xDrive	N57D30A	09/08 ⇨	06/13
3 1V 330 i	N52B30A, M57D30(306D3)	12/04 ⇨	12/13
3 1V 330 i xDrive	N53B30A	09/07 ⇨	06/13
3 1V 330 xd	M57D30(306D3), N52B30A	09/05 ⇨	06/12
3 1V 330 xi	N52B30A, M57D30(306D5)	09/05 ⇨	12/13
3 1V 335 d	M57D30(306D5), N54B30A	03/06 ⇨	03/13
3 1V 335 i	N54B30A, N54B30A	11/05 ⇨	10/13
3 1V 335 i xDrive	N54B30A, N54B30A	05/08 ⇨	12/13
3 1V 335 xi	N54B30A, M47D20(204D1)	09/06 ⇨	02/10

BMW			
3 V M	S65B40A	03/07 ⇨	12/13
3 V M3	S65B40A	03/07 ⇨	10/13
5 1V 520 d	M47D20(204D1), M52B20(20653)	02/00 ⇨	09/03
5 1V 520 i	M52B20(20653), M52B25(25653)	09/00 ⇨	05/04
5 1V 523 i	M52B25(25653), M57D25(256D1)	11/95 ⇨	09/00
5 1V 525 d	M57D25(256D1), M54B25(25655)	02/00 ⇨	05/04
5 1V 525 i	M54B25(25655), M51D25(256T1)	09/00 ⇨	05/04
5 1V 525 td	M51D256T1	01/97 ⇨	06/03
5 1V 525 tds	M51D25(256T1), M52B28(28651)	01/96 ⇨	05/04
5 1V 528 i	M52B28(28651), M52B28651	11/95 ⇨	09/00
5 1V 528i Touring	M52B28651, M57D30(306D1)	02/97 ⇨	07/00
5 1V 530 d	M57D30(306D1), M54B30(30653)	08/98 ⇨	05/04
5 1V 530 i	M54B30(30653), M62B35(35851)	09/00 ⇨	05/04
5 1V 535 i	M62B35(35851), M62B44(44851)	04/96 ⇨	03/99
5 1V 540 i	M62B44(44851), S62B50(50851)	04/96 ⇨	05/04
5 1V M5	S62B50(50851), M47D20(204D4)	10/98 ⇨	06/03
5 VI 518 d	B47D20A, B47D20A	10/12 ⇨	
5 VI 520 d	B47D20A, B47D20A	01/09 ⇨	
5 VI 520 d xDrive	B47D20A, N20B16A	01/13 ⇨	
5 VI 520 i	N20B16A, N52B25A	10/10 ⇨	
5 VI 520Li [CHN]	N20B20D	01/09 ⇨	
5 VI 523 i	N52B25A, N47D20D	01/09 ⇨	08/11
5 VI 523Li [CHN]	N52B25AF	01/09 ⇨	
5 VI 525 d	N47D20D, N20B20A	11/09 ⇨	
5 VI 525 d xDrive	N47D20D	01/11 ⇨	
5 VI 525Li [CHN]	N20B20A	09/11 ⇨	
5 VI 528 i	N20B20A, N57D30A	01/09 ⇨	
5 VI 528 i xDrive	N20B20A	10/10 ⇨	
5 VI 528Li [CHN]	N20B20D	09/10 ⇨	
5 VI 530 d	N57D30A, N57D30A	01/09 ⇨	
5 VI 530 d xDrive	N57D30A, N52B30A	07/10 ⇨	
5 VI 530 Hybrid [CHN]	--	01/13 ⇨	
5 VI 530 i	N52B30A, N57D30B	06/09 ⇨	06/13
5 VI 530Li [CHN]	N52B30AF	09/10 ⇨	
5 VI 535 d	N57D30B, N55B30A	03/10 ⇨	
5 VI 535 d xDrive	N57D30B	01/11 ⇨	
5 VI 535 i	N55B30A, N55B30A	01/09 ⇨	
5 VI 535 i xDrive	N55B30A, N63B44A	03/10 ⇨	
5 VI 535Li [CHN]	N55B30A	01/09 ⇨	
5 VI 550 i	N63B44A, N63B44A	01/09 ⇨	
5 VI 550 i xDrive	N63B44A, N47D20C	08/10 ⇨	10/16
5 VI ActiveHybrid	N55B30A	09/10 ⇨	08/16
5 VI M 550 d xDrive	N57D30C	10/10 ⇨	
5 VI M5	S63B44B	10/10 ⇨	10/16
5 VI M5 Competition	S63B44B	02/13 ⇨	10/16
5 VI M5 Edition 30	S63B44B	07/14 ⇨	10/16
5 VI GT 520 d	N47D20C, N57D30A	04/11 ⇨	02/17
5 VI GT 528 i	N20B20A	07/13 ⇨	02/17
5 VI GT 530 d	N57D30A, N57D30A	08/09 ⇨	02/17
5 VI GT 530 d xDrive	N57D30A, N57D30B	06/10 ⇨	02/17
5 VI GT 535 d	N57D30B, N57D30B	03/10 ⇨	02/17
5 VI GT 535 d xDrive	N57D30B, N63B44A	03/10 ⇨	02/17
5 VI GT 535 i	N55B30A	01/09 ⇨	02/17
5 VI GT 535 i xDrive	N55B30A	01/10 ⇨	02/17
5 VI GT 550 i	N63B44A, N63B40A	08/09 ⇨	02/17
5 VI GT 550 i xDrive	N63B40A, N52B30A	06/10 ⇨	03/14
5 V 520 d	M47D20(204D4), M5422651	02/05 ⇨	05/10
5 V 520 i	M5422651, N46B20B	07/03 ⇨	
5 V 520Li	N46B20B, N52B25A	09/07 ⇨	
5 V 523 i	N52B25A, N52B25A	10/04 ⇨	
5 V 523Li	N52B25A, M57D25(256D1)	07/05 ⇨	
5 V 525 d	M57D25(256D1), M57D30(306D3)	03/04 ⇨	
5 V 525 d xDrive	M57D30(306D3), M54B25(25655)	09/07 ⇨	05/10
5 V 525 i	M54B25(25655), M57D30(306D3)	09/03 ⇨	
5 V 525 i xDrive	N53B30A	09/08 ⇨	12/10
5 V 525 xd	M57D30(306D3), N52B25A	11/06 ⇨	09/08
5 V 525 xi	N52B25A, N52B25A	07/05 ⇨	
5 V 525Li	N52B25A, M57D30(306D2)	07/05 ⇨	
5 V 528 i	N52B30A	09/08 ⇨	12/09
5 V 528 xi	N52B30A	03/07 ⇨	
5 V 530 d	M57D30(306D2), M57D30(306D3)	09/02 ⇨	05/10
5 V 530 d xDrive	M57D30(306D3), M5430653	09/07 ⇨	05/10
5 V 530 i	M5430653, M57D30(306D3)	12/01 ⇨	

BMW		
5V 530 i xDrive	N53B30A	09/08 → 05/10
5V 530 xd	M57D30(306D3), N52B30A	02/05 → 08/07
5V 530 xi	N52B30A, N52B30A	09/04 → 05/10
5V 530Li	N52B30A, M57D30(306D4)	07/05 →
5V 535 d	M57D30(306D4), N62B48A	09/04 → 12/10
5V 535 i	N54B30A	04/06 → 12/09
5V 535xi	N54B30A	03/07 →
5V 540 i	N62B40A	09/05 → 02/10
5V 545 i	N62B44A	09/03 → 12/10
5V 550 i	N62B48A, B47D20A	07/05 → 12/10
5V M5	S85B50A	09/04 → 12/10
6 II 630 i	N52B30A, M57D30(306D5)	02/04 → 07/10
6 II 635 d	M57D30(306D5), N63B44A	07/07 → 07/10
6 II 645 Ci	N62B44A	01/04 → 08/05
6 II 650 i	N62B48B	07/05 → 07/10
6 II M	S85B50A	09/05 → 07/10
6 III 640 d	N57D30B	11/10 →
6 III 640 d xDrive	N57D30B	09/11 →
6 III 640 i	N55B30A	11/10 →
6 III 640 i xDrive	N55B30A	01/13 →
6 III 650 i	N63B44A, N63B40A	11/10 →
6 III 650 i xDrive	N63B40A, S63B44B	06/11 →
6 III 650 i xDrive 4.0	N63B40A	06/11 →
6 III M6	S63B44B, M52B28(28651)	01/12 →
7 III 725 tds	M51D25(256T1)	04/96 → 11/01
7 III 728 i, iL	M52B28(28651), M57D30(306D1)	08/95 → 11/01
7 III 728i X	M52B28(28651)	11/95 → 09/01
7 III 730 d	M57D30(306D1), M60B40(40851)	04/00 → 11/01
7 III 735 i, iL	M62B35(35851)	01/96 → 12/98
7 III 740 d	M60B40(40851), M73B54(54121)	05/99 → 11/01
7 III 740 i, iL	M60B40(40851), M73B54(54121)	10/94 → 11/01
7 III 750 i, iL	M73B54(54121), M57D30(306D2)	09/94 → 11/01
7 IV 730 d	M57D30(306D2), M54B30(30653)	06/02 → 07/08
7 IV 730 i, Li	M54B30(30653), M57D30(306D3)	03/03 → 07/08
7 IV 730 i, Li	N52B30B	03/05 →
7 IV 730 Ld	M57D30(306D3), M67D39(398D1)	07/05 → 08/08
7 IV 735 i, Li	N62B36A	11/01 → 02/05
7 IV 740 d	M67D39(398D1), M67D44(448D1)	10/02 → 02/05
7 IV 740 i, Li	N62B40A	07/05 → 07/08
7 IV 745 d	M67D44(448D1), N73B60A	03/05 → 07/08
7 IV 745 i, Li	N62B44A	11/01 → 07/08
7 IV 750 i, Li	N62B48B	07/05 → 07/08
7 IV 760 i, Li	N73B60A, N57D30A	11/01 → 12/09
7 IV B7 Alpina	H1	01/06 →
7 V 730 d	N57D30A, N52B30A	02/08 → 05/15
7 V 730 d LCI	N57D30A	01/11 →
7 V 730 d xDrive	N57D30A	11/11 → 05/15
7 V 730i	N52B30A, N52B30A	01/09 → 08/15
7 V 730Li	N52B30A, N57D30B	01/09 → 08/15
7 V 730Ld	N57D30A	06/08 →
7 V 740 d	N57D30B, N57D30B	09/09 → 12/15
7 V 740 d LCI [USA]	N57D30B	01/11 →
7 V 740 d LCI xDrive [USA]	N57D30B	01/11 →
7 V 740 d xDrive	N57D30B, N63B44A	09/09 → 12/15
7 V 740 i	N54B30A	10/08 → 12/15
7 V 740 i, Li	N55B30A	07/12 → 12/15
7 V 740 i, Li xDrive	N55B30A	07/12 → 12/15
7 V 740Ld xDrive [USA]	N57D30A	01/13 →
7 V 750 d xDrive	N57D30C	07/12 → 12/15
7 V 750 i	N63B44A, N63B44A	10/08 → 12/15
7 V 750 i xDrive	N63B44A, N55B30A	09/09 → 12/15
7 V 750Li xDrive	N63B40A	01/11 →
7 V 760 i	N74B60A	09/09 → 12/15
7 V ActiveHybrid	N55B30A, N47D20C	09/09 → 05/15
7 VI 740 e, Le	B48B20B	04/16 →
7 VI 740 e, Le xDrive	B48B20B	04/16 →
X1 sDrive 16 d	N47D20C	04/12 → 06/15
X1 sDrive 16 i	N20B16A	03/13 → 06/15
X1 sDrive 18 d	N47D20C, N46B20B	03/09 → 06/15
X1 sDrive 18 i	N46B20B, N47D20C	03/09 → 06/15
X1 sDrive 18 i [CHN]	N20B20C	01/13 →
X1 sDrive 20 d	N47D20C, N47D20C	10/09 → 06/15
X1 sDrive 20 i	N20B20A	09/11 → 06/15
X1 sDrive 28 i [USA]	N20B20A	01/09 →
X1 xDrive 18 d	N47D20C, N47D20C	03/09 → 06/15
X1 xDrive 20 d	N47D20C, N47D20C	10/09 → 06/15
X1 xDrive 20 i	N20B20A	09/11 → 06/15
X1 xDrive 23 d	N47D20C, N20B20A	10/09 → 06/15

BMW		
X1 xDrive 25 d	N47D20D	10/09 → 06/15
X1 xDrive 25 i	N52B30A	01/10 → 06/15
X1 xDrive 28 i	N20B20A, N47D20(204D4)	10/09 → 06/15
X1 xDrive 28 i Flex	N20B20A	04/11 → 06/15
X1 xDrive 35i	N55B30A	01/11 →
X3 I 2.0 d	N47D20(204D4), M54B25(25655)	11/03 → 03/09
X3 I 2.0 i	N46B20B	07/05 → 08/08
X3 I 2.5 i	M54B25(25655), N52B25A	01/04 → 08/06
X3 I 2.5 si	N52B25A, N52B25A	08/06 → 08/08
X3 I 2.5 si xDrive	N52B25A, M57D30(306D2)	08/06 → 08/08
X3 I 3.0 d	M57D30(306D2), M54B30(30653)	01/04 → 08/08
X3 I 3.0 i xDrive	M54B30(30653), M57D30(306D5)	01/04 → 08/06
X3 I 3.0 sd	M57D30(306D5), N52B30A	09/06 → 08/08
X3 I 3.0 si	N52B30A, N47D20C	09/06 → 08/08
X3 I xDrive 18 d	N47D20C, N52B25A	09/08 → 12/11
X3 I xDrive 2.5si	N52B25BF	09/06 →
X3 I xDrive 20 i	N47D20C	09/07 → 08/10
X3 I xDrive 20 i	N46B20B	09/08 → 08/11
X3 I xDrive 25 i	N52B25A, M57D30(306D3)	09/08 → 08/10
X3 I xDrive 3.0si	N52B30B	09/06 →
X3 I xDrive 30 d	M57D30(306D3), N52B30A	09/08 → 08/10
X3 I xDrive 30 i	N52B30A, B47D20A	09/08 → 12/11
X3 I xDrive 35 d	M57D306D5	09/08 → 08/11
X3 II sDrive 18 d	B47D20A, N20B16A	08/11 →
X3 II sDrive 20 i	N20B16A, B47D20A	02/14 →
X3 II sDrive 28 i [USA]	N20B20A	01/13 →
X3 II xDrive 20 d	B47D20A, N20B20A	09/10 →
X3 II xDrive 20 i	N20B20A	09/11 →
X3 II xDrive 28 d	N47D20C	09/14 →
X3 II xDrive 28 i	N20B20A, N57D30A	04/11 →
X3 II xDrive 30 d	N57D30A, N57D30A	05/11 →
X3 II xDrive 35 d	N57D30B	09/11 →
X3 II xDrive 35 i	N55B30A	09/10 →
X4 M 40 i	N55B30A	12/15 → 03/18
X4 xDrive 20 d	B47D20A	04/14 → 03/18
X4 xDrive 20 i	N20B20A	04/14 → 03/18
X4 xDrive 28 i	N20B20A	04/14 → 03/18
X4 xDrive 30 d	N57D30A, M57D30(306D1)	04/14 → 03/18
X4 xDrive 35 d	N57D30B	04/14 → 03/18
X4 xDrive 35 i	N55B30A	04/14 → 03/18
X5 I 3.0 d	M57D30(306D1), M54B30(30653)	05/01 → 12/06
X5 I 3.0 i	M54B30(30653), M62B44(44852)	05/00 → 12/06
X5 I 4.4 i	M62B44(44852), M62B46(46851)	05/00 → 09/06
X5 I 4.6 is	M62B46(46851), M57D30(306D3)	02/02 → 12/03
X5 I 4.8 is	N62B48A	04/04 → 09/06
X5 II 3.0 d	M57D30(306D3), M57D30(306D5)	02/07 → 09/08
X5 II 3.0 sd	M57D30(306D5), N52B30A	10/07 → 03/10
X5 II 3.0 si	N52B30A, M57D306D3	02/06 → 09/08
X5 II 4.8 i xDrive	N62B48B	02/07 → 09/08
X5 II M	S63B44A	09/09 → 06/13
X5 II M 50 d	N57D30C	08/11 → 06/13
X5 II xDrive 30 d	M57D306D3, N52B30A	10/08 → 07/13
X5 II xDrive 30 i	N52B30A, M57D30(306D5)	09/08 → 12/10
X5 II xDrive 35 d	M57D30(306D5), N55B30A	09/08 → 06/13
X5 II xDrive 35 i	N55B30A, N57D30A	09/10 → 06/13
X5 II xDrive 40 d	N57D30B	09/10 → 06/13
X5 II xDrive 40 i	N55B30A	01/12 → 06/13
X5 II xDrive 48 i	N62B48B	09/08 → 06/13
X5 II xDrive 50 i	N63B44A	07/09 → 06/13
X6 I 30 d	M57D30(306D3)	05/08 → 08/08
X6 I 35 d	M57D30(306D5)	05/08 → 08/08
X6 I 50 i	N63B44A	05/08 → 06/14
X6 I ActiveHybrid	N63B44A	01/09 → 10/11
X6 I ActiveHybrid xDrive	N63B44A	01/09 → 10/11
X6 I M	S63B44A	07/08 → 06/14
X6 I M 50 d	N57D30C	08/11 → 06/14
X6 I X6 xDrive 30d	N57D30A, M57D30(306D3)	09/08 → 07/14
X6 I xDrive 30 d	M57D30(306D3), M57D30(306D5)	04/08 → 07/14
X6 I xDrive 35 d	M57D30(306D5), N54B30A	01/08 → 03/10
X6 I xDrive 35 i	N54B30A, N46B20A	06/07 → 06/14
X6 I xDrive 40 d	N57D30B	07/09 → 06/14
X6 I xDrive 40 i	N55B30A	01/12 →
X6 I xDrive 50 i	N63B44A	10/07 → 06/14

BMW		
Z4 I 2.0 i	N46B20A, M54B22(22651)	03/05 → 02/09
Z4 I 2.2 i	M54B22(22651), M54B25(25655)	10/03 → 10/05
Z4 I 2.5 i	M54B25(25655), N52B25A	02/03 →
Z4 I 2.5 si	N52B25A, M54B30(30653)	09/05 →
Z4 I 3.0 i	M54B30(30653), N52B30A	02/03 →
Z4 I 3.0 si	N52B30A, S54B32(32654)	01/06 →
Z4 I M	S54B32(32654), N52B25A	03/06 → 02/09
Z4 II sDrive 18 i	N20B20A	04/13 →
Z4 II sDrive 20 i	N20B20A	09/11 →
Z4 II sDrive 23 i	N52B25A, N52B30A	05/09 →
Z4 II sDrive 28 i	N20B20A	09/11 →
Z4 II sDrive 30 i	N52B30A, N52B30B	05/09 →
Z4 II sDrive 35 i	N54B30A	05/09 →
Z4 II sDrive 35 is	N54B30A	09/10 →
Z4 II sDrive30i	N52B30B, S62B50(50851)	05/09 →
Z8 4.9	S62B50(50851), 306D1	06/00 → 06/03
Z SERIES Z4 sDrive 35i Cabrio [ExtraEU]	N54B30A	01/09 →
INFINITI		
Q30 1.5 D	K9K480	11/15 →
Q30 1.6	270910	11/15 →
Q30 2.0 T	270920	11/15 →
Q30 2.0 T AWD	270920	11/15 →
Q30 2.2 D	651930	11/15 →
Q30 2.2 D AWD	651930	11/15 →
QX30 2.0 AWD	270920	09/16 →
QX30 2.2 D AWD	651930	04/16 →
LAND ROVER		
FREELANDER 1.8 i 16V 4x4	18K4F	02/98 → 10/06
RANGE ROVER III 3.0 D 4x4	306D1, 368DT	03/02 → 08/12
RANGE ROVER III 3.6 D 4x4	368DT, 428PS	04/06 → 08/12
RANGE ROVER III 4.2 4x4	428PS, 448PN	05/05 → 08/12
RANGE ROVER III 4.4 4x4	448PN, 448DT	03/02 → 08/12
RANGE ROVER III 4.4 D 4x4	448DT, 508PN	07/10 → 08/12
RANGE ROVER III 5.0 4x4	508PN, M178.980	09/09 → 08/12
MERCEDES-BENZ		
AMG GT GT	M178.980, M178.980	08/15 →
AMG GT GT C	M178.980	11/16 →
AMG GT GT R	M178.980	11/16 →
AMG GT GT S	M178.980, OM651.901	10/14 →
B-SERIES B180 Cdi	OM651.930	07/14 →
B-SERIES B200 Flexfuel	M270.910	11/11 →
B-SERIES B250 Flexfuel	M270.920	05/12 →
CLASSE V V 200 CDI / d	OM651.950	03/14 →
CLASSE V V 200 CDI / d 4-matic	OM651.950	04/15 →
CLASSE V V 220 CDI / d	OM651.950	03/14 →
CLASSE V V 220 CDI / d 4-matic	OM651.950	04/15 →
CLASSE V V 250 BlueTEC / d	OM651.950	03/14 →
CLASSE V V 250 BlueTEC / d 4-matic	OM651.950	12/14 →
CLA-SERIES CLA250 Flexfuel	M270.920	01/13 →
CLASSE A III A 160	M270.910	07/15 →
CLASSE A III A 160 CDI / d	OM607.951	06/13 →
CLASSE A III A 180	M270.910	06/12 →
CLASSE A III A 180 CDI	OM651.901, OM651.930	06/12 →
CLASSE A III A 180 CDI / d	OM607.951	06/12 →
CLASSE A III A 200	M270.910	06/12 →
CLASSE A III A 200 CDI	OM651.901	06/12 →
CLASSE A III A 200 CDI / d	OM651.930	02/14 →
CLASSE A III A 200 CDI / d 4-matic	OM651.930	02/14 →
CLASSE A III A 220 4-matic	M270.920	05/14 →
CLASSE A III A 220 CDI	OM651.930, M270.920	09/12 →
CLASSE A III A 220 CDI 4-matic	OM651.930	09/12 →
CLASSE A III A 220 d	OM651.930	07/15 →
CLASSE A III A 220 d 4-matic	OM651.930	07/15 →
CLASSE A III A 250	M270.920, M270.920	06/12 →
CLASSE A III A 250 4-matic	M270.920, OM651.901	06/12 →
CLASSE A III A 45 AMG 4-matic	M133.980	06/13 → 06/15
CLASSE A III AMG A 45 4-matic	M133.980	07/15 →
CLASSE B II B 160	M270.910	07/15 →
CLASSE B II B 160 CDI / d	OM607.951	05/13 →
CLASSE B II B 180	M270.910	11/11 →
CLASSE B II B 180 CDI	OM651.901, 270920NGT	11/11 →
CLASSE B II B 180 CDI / d	OM607.951	02/13 →
CLASSE B II B 200	M270.910	11/11 →
CLASSE B II B 200 CDI	OM651.901	11/11 →
CLASSE B II B 200 CDI / d	OM651.930	08/14 →
CLASSE B II B 200 CDI / d 4-matic	OM651.930	08/14 →

MERCEDES-BENZ			MERCEDES-BENZ			MERCEDES-BENZ		
CLASSE B II B 200 Natural Gas Drive / B 200 c	270920NGT, OM651.930	11/12 →	CLASSE CLA CLA 220 d 4-matic	OM651.930	07/18 →	CLASSE E IV E 350 CGI	M272.982, M276.820	01/09 →
CLASSE B II B 220 4-matic	M270.920	05/13 →	CLASSE CLA CLA 250	M270.920, M270.920	01/13 →	CLASSE E IV E 400	M276.820, M276.820	01/13 →
CLASSE B II B 220 CDI / d	OM651.930, M271.820	11/11 →	CLASSE CLA CLA 250 4-matic	M270.920, OM642.852	07/13 →	CLASSE E IV E 400 4-matic	M276.820, M273.966	01/13 →
CLASSE B II B 220 CDI / d 4-matic	OM651.930	09/14 →	CLASSE CLA CLA 45 AMG 4-matic	M133.980	07/13 →	CLASSE E IV E 400 4-matic BlueEfficiency	M276.820	01/13 →
CLASSE B II B 220 d 4-matic	OM651.930	06/18 →	CLASSE CLS II AMG CLS 53 EQ Boost 4-Matic+	M256.930	05/18 →	CLASSE E IV E 400 Hybrid	M276.952	05/15 →
CLASSE B II B 250	M270.920	05/12 →	CLASSE CLS II CLS 220 BlueTEC / d	OM651.924	05/14 →	CLASSE E IV E 500	M273.966, M273.970	01/09 →
CLASSE B II B 250 4-matic	M270.920	08/14 →	CLASSE CLS II CLS 250	M274.920	05/14 →	CLASSE E IV E 500 4-matic	M273.970, M156.985	01/09 →
CLASSE B II Electric Drive / B 250 e	EM1J00	11/14 → 10/17	CLASSE CLS II CLS 250 BlueTEC / d 4-matic	OM651.924	05/14 →	CLASSE E IV E 550	M278.922	09/11 →
CLASSE C III C 180	M271.820, M271.820	06/11 →	CLASSE CLS II CLS 250 CDI / BlueTEC / d	OM651.924	04/11 →	CLASSE E IV E 550 [USA]	M273.966	01/09 →
CLASSE C III C 180 CDI	OM651.913	01/11 → 08/14	CLASSE CLS II CLS 300	M276.952	09/11 →	CLASSE E IV E 550 [USA] [CAN] [JPN]	M273.971	01/09 →
CLASSE C III C 180 CGI	M271.820, M271.820	01/07 → 08/14	CLASSE CLS II CLS 300 d	OM654.920	04/18 →	CLASSE E IV E 550 4-matic [USA] [CAN]	M273.970	01/09 →
CLASSE C III C 180 Kompressor	M271.820, OM646.811	01/07 → 08/14	CLASSE CLS II CLS 320	M276.820	05/14 →	CLASSE E IV E 550 CGI	M278.922	09/11 →
CLASSE C III C 200	M271.820	05/11 → 01/14	CLASSE CLS II CLS 350	M276.952	01/11 →	CLASSE E IV E 63 AMG	M156.985, M157.981	08/09 →
CLASSE C III C 200 CDI	OM646.811, M271.820	01/07 → 01/14	CLASSE CLS II CLS 350 BlueTEC	OM642.852	05/14 →	CLASSE E IV E 63 AMG 4-matic	M157.981, OM642.855	02/11 →
CLASSE C III C 200 CGI	M271.820, M271.820	01/07 →	CLASSE CLS II CLS 350 d	OM656.929	08/18 →	CLASSE E V AMG E 43 4-matic Boost 4-matic+	M276.823	07/16 →
CLASSE C III C 200 Kompressor	M271.820, OM646.811	01/07 → 08/14	CLASSE CLS II CLS 350 d 4-matic	OM642.854, OM642.854	11/12 →	CLASSE E V AMG E 53 EQ Boost 4-matic+	M256.930	04/18 →
CLASSE C III C 220 CDI	OM646.811, M272.947	01/07 →	CLASSE CLS II CLS 350 d 4-matic BlueTEC / d 4-matic	OM642.854, OM642.854	11/12 →	CLASSE E V AMG E 63 4-matic+	M177.980	01/17 →
CLASSE C III C 220 CDI 4-matic	OM651.912	02/13 → 08/14	CLASSE CLS II CLS 350 BlueTEC / d 4-matic	OM642.854	01/13 →	CLASSE E V AMG E 63 S 4-matic+	M177.980	01/17 →
CLASSE C III C 230	M272.921	01/07 → 08/14	CLASSE CLS II CLS 350 BlueTEC 4-matic	OM642.854	01/13 →	CLASSE E V AMG E53 EQ Boost 4-matic+	M256.930	05/18 →
CLASSE C III C 230 4-matic	M272.911	07/07 → 01/14	CLASSE CLS II CLS 350 CDI / d	OM642.853	01/11 →	CLASSE E V E 180	M274.910	01/17 →
CLASSE C III C 250	M271.860	01/07 →	CLASSE CLS II CLS 350 CDI / d 4-matic	OM642.854	09/11 →	CLASSE E V E 200	M274.920	01/16 →
CLASSE C III C 250 4-matic	M272.911	07/07 →	CLASSE CLS II CLS 350 d	OM656.929	08/18 →	CLASSE E V E 200 4-matic	M274.920	07/16 →
CLASSE C III C 250 CDI	OM651.911	08/08 →	CLASSE CLS II CLS 350 d 4-matic	OM642.854, M276.820	04/15 →	CLASSE E V E 200 d	OM654.920	07/16 →
CLASSE C III C 250 CDI 4-matic	OM651.912	04/10 → 08/14	CLASSE CLS II CLS 400	M276.820, M276.820	05/14 →	CLASSE E V E 220 d	OM654.920	01/16 →
CLASSE C III C 250 CGI	M271.860	07/09 → 08/14	CLASSE CLS II CLS 400 4-matic	M276.820, M157.980	05/14 →	CLASSE E V E 220 d 4-matic	OM654.920	10/16 →
CLASSE C III C 280	M272.947	01/07 → 08/14	CLASSE CLS II CLS 400 d 4-matic	OM656.929	12/17 →	CLASSE E V E 250	M274.920	07/16 →
CLASSE C III C 280 4-matic	M272.948	07/07 → 01/14	CLASSE CLS II CLS 450 EQ Boost 4-matic	M256.930	12/17 →	CLASSE E V E 300	M274.920	07/16 →
CLASSE C III C 300	M272.947, M272.948	08/07 → 08/14	CLASSE CLS II CLS 500	M278.922	02/11 →	CLASSE E V E 300 d	OM654.920	12/17 →
CLASSE C III C 300 4-matic	M272.948, M272.961	07/07 → 01/14	CLASSE CLS II CLS 500 4-matic	M278.922	09/11 →	CLASSE E V E 350 d	OM642.855, M276.823	01/16 →
CLASSE C III C 300 CDI	OM642.832	01/11 → 01/14	CLASSE CLS II CLS 63 AMG 4-matic	M157.980, M157.981	01/11 →	CLASSE E V E 350 d 4-matic	OM642.873	06/17 →
CLASSE C III C 320 CDI	OM642.960	01/07 → 08/14	CLASSE CLS II CLS 63 AMG 4-matic	M157.981, M271.820	02/13 →	CLASSE E V E 350 e	M274.920	07/16 →
CLASSE C III C 320 CDI 4-matic	OM642.961	07/07 → 08/14	CLASSE E IV E 180	M274.910	12/12 →	CLASSE E V E 350 EQ Boost	M264.920	10/17 →
CLASSE C III C 350	M272.961, M272.971	01/07 →	CLASSE E IV E 200	M274.920	11/12 →	CLASSE E V E 400 4-matic	M276.823, M113.962	06/16 →
CLASSE C III C 350 4-matic	M272.971, OM642.830	07/07 →	CLASSE E IV E 200 CDI / BlueTEC	OM651.925	01/09 →	CLASSE E V E 400 d 4-matic	OM656.929	04/18 →
CLASSE C III C 350 CDI	OM642.830, OM642.832	08/07 → 08/14	CLASSE E IV E 200 CGI	M271.820, 274920NGT	08/09 →	CLASSE E V E 450 4-matic	M276.823	08/18 →
CLASSE C III C 350 CDI 4-matic	OM642.832, --	07/09 → 08/14	CLASSE E IV E 200 NGT	274920NGT, M272.923	03/11 →	CLASSE G AMG G 63	M177.980	03/18 →
CLASSE C III C 350 CGI	M272.982	09/08 → 08/14	CLASSE E IV E 220 BlueTEC	OM651.911	05/14 →	CLASSE G AMG G 500	M176.980	01/18 →
CLASSE C III C 63 AMG	--, --	02/08 →	CLASSE E IV E 220 BlueTEC 4-matic	OM651.924	12/14 →	CLASSE G II G 270 CDI	OM612.965	10/01 →
CLASSE C III C 63 AMG DR 520	--, M276.823	07/10 → 01/14	CLASSE E IV E 220 CDI	OM651.911	01/09 →	CLASSE G II G 320 CDI	OM642.970	09/06 →
CLASSE C IV AMG C 43 4-matic	M276.823, OM651.921	04/16 →	CLASSE E IV E 220 CDI / BlueTEC	OM651.924	01/09 →	CLASSE G II G 350 BlueTEC	OM642.970	07/09 →
CLASSE C IV AMG C 63	M177.980	10/14 →	CLASSE E IV E 220 CDI / BlueTEC / d	OM651.911	01/10 →	CLASSE G II G 350 CDI	OM642.886	07/11 →
CLASSE C IV AMG C 63 S	M177.980	10/14 →	CLASSE E IV E 220 CDI / d	OM651.911	01/10 →	CLASSE G II G 400 CDI	OM628.962	12/00 →
CLASSE C IV C 160	M274.910	04/15 →	CLASSE E IV E 250	M272.923, M272.952	01/10 →	CLASSE G II G 500	M113.962, M113.982	01/07 →
CLASSE C IV C 180	M274.910	03/14 →	CLASSE E IV E 250 BlueTEC	OM651.911	01/09 →	CLASSE G II G 500 GUARD	M273.963	06/10 →
CLASSE C IV C 180 BlueTEC / d	OM626.951	05/14 →	CLASSE E IV E 250 CDI / BlueTEC	OM651.924	01/09 →	CLASSE G II G 55 AMG	M113.982, M273.963	06/04 →
CLASSE C IV C 200	M274.920	12/13 →	CLASSE E IV E 250 CDI / BlueTEC 4-matic	OM651.911	01/09 →	CLASSE G II G 550	M273.963, OM642.826	06/10 →
CLASSE C IV C 200 4-matic	M274.920	04/15 →	CLASSE E IV E 250 CDI / BlueTEC / d	OM651.924	07/10 →	CLASSE G II G 63 AMG	M157.984	05/12 →
CLASSE C IV C 200 BlueTEC / d	OM626.951	05/14 →	CLASSE E IV E 250 CGI	M271.860	01/09 →	CLASSE G II G 63 AMG 6x6	M157.984	12/14 →
CLASSE C IV C 200 d	OM651.921	10/15 →	CLASSE E IV E 300	M272.952, OM642.850	01/09 →	CLASSE G II G 65 AMG	M279.982	05/12 →
CLASSE C IV C 220 BlueTEC / d	OM651.921, M270.910	12/13 →	CLASSE E IV E 300 4-matic	M276.952	07/11 →	CLASSE GL II GL 350 CDI / BlueTEC 4-matic	OM642.826, M276.821	07/12 →
CLASSE C IV C 220 d	OM651.921	10/15 →	CLASSE E IV E 300 BlueTEC	OM642.852	03/11 →	CLASSE GL II GL 400 4-matic	M276.821, M278.912	08/13 →
CLASSE C IV C 220 d 4-matic	OM651.921	04/15 →	CLASSE E IV E 300 CDI	OM642.850, OM642.850	12/09 →	CLASSE GL II GL 450 4-matic	M276.821	09/12 →
CLASSE C IV C 250	M274.920	03/14 →	CLASSE E IV E 300 CDI / BlueTEC	OM642.850, M272.961	11/09 →	CLASSE GL II GL 500 4-matic	M278.912, OM642.824	07/12 →
CLASSE C IV C 250 BlueTEC / d	OM651.921	02/14 →	CLASSE E IV E 300 Hybrid / BlueTEC Hybrid	OM651.924	12/11 →	CLASSE GL II GL 63 AMG 4-matic	M157.982	07/12 →
CLASSE C IV C 250 BlueTEC / d 4-matic	OM651.921	02/14 →	CLASSE E IV E 320	M276.820	01/13 →	CLASSE GLA AMG GLA 45 4-matic	M133.980	07/15 →
CLASSE C IV C 250 d	OM651.921	10/15 →	CLASSE E IV E 320 4-matic	M276.820	01/13 →	CLASSE GLA GLA 180	M270.910	02/15 →
CLASSE C IV C 250 d 4-matic	OM651.921	04/16 →	CLASSE E IV E 350	M272.961, M272.977	01/09 →	CLASSE GLA GLA 180 CDI / d	OM607.951	07/14 →
CLASSE C IV C 300	M274.920	09/15 →	CLASSE E IV E 350 4-matic	M272.977, OM642.838	01/09 →	CLASSE GLA GLA 200	M270.910	12/13 →
CLASSE C IV C 400 4-matic	M276.823	10/14 →	CLASSE E IV E 350 BlueEfficiency	M276.850	01/13 →	CLASSE GLA GLA 200 CDI / d	OM651.930	12/13 →
CLASSE C IV C 450 AMG 4-matic	M276.823	04/15 → 04/16	CLASSE E IV E 350 BlueTEC	OM642.838, OM642.852	01/09 →	CLASSE GLA GLA 200 CDI 4-matic	OM651.930	12/13 →
CLASSE CLA AMG CLA 45 4-matic	M133.980	07/15 →	CLASSE E IV E 350 BlueTEC / d	OM642.838	05/14 →	CLASSE GLA GLA 220 4-matic	M270.920	01/17 →
CLASSE CLA CLA 180	M270.910	01/13 →	CLASSE E IV E 350 BlueTEC 4-matic	OM642.836, OM642.836	11/12 →	CLASSE GLA GLA 220 CDI	OM651.930	12/13 →
CLASSE CLA CLA 180 CDI / d	OM607.951	10/13 →	CLASSE E IV E 350 BlueTEC / d 4-matic	OM642.838	05/14 →	CLASSE GLA GLA 220 CDI / d	OM651.930	12/13 →
CLASSE CLA CLA 180 d	OM607.951	07/15 →	CLASSE E IV E 350 BlueTEC 4-matic	OM642.838	05/14 →	CLASSE GLA GLA 220 CDI / d 4-matic	OM651.930	12/13 →
CLASSE CLA CLA 200	M270.910	01/13 →	CLASSE E IV E 350 BlueTEC / d	OM642.838	05/14 →	CLASSE GLA GLA 220 CDI 4-matic	OM651.930	12/13 →
CLASSE CLA CLA 200 CDI	OM651.901	06/13 →	CLASSE E IV E 350 CDI	OM642.836, OM642.856	01/09 →	CLASSE GLA GLA 220 d	OM651.930	07/15 →
CLASSE CLA CLA 200 CDI / d	OM651.930	07/14 →	CLASSE E IV E 350 CDI 4-matic	OM642.836, OM642.856	01/09 →	CLASSE GLA GLA 220 d 4-matic	OM651.930	07/15 →
CLASSE CLA CLA 200 CDI / d 4-matic	OM651.930	07/14 →	CLASSE E IV E 350 BlueTEC / d	OM642.838	05/14 →	CLASSE GLA GLA 250	M270.920	12/13 →
CLASSE CLA CLA 220 4-matic	M270.910, OM651.930	01/15 →	CLASSE E IV E 350 CDI	OM642.836, OM642.856	01/09 →	CLASSE GLA GLA 250 4-matic	M270.920	12/13 →
CLASSE CLA CLA 220 CDI / d	OM651.930, OM651.930	01/13 →	CLASSE E IV E 350 CDI 4-matic	OM642.836, OM642.856	01/09 →	CLASSE GLA GLA 45 AMG 4-matic	M133.980	05/14 →
CLASSE CLA CLA 220 CDI / d 4-matic	OM651.930, M270.920	08/14 →	CLASSE E IV E 350 BlueTEC / d	OM642.838	05/14 →	CLASSE GLC 220 d 4-matic	OM651.921	06/15 →
CLASSE CLA CLA 220 CDI 4-matic	OM651.930	07/14 →	CLASSE E IV E 350 CDI 4-matic	OM642.838, OM642.856	01/09 →	CLASSE GLC 250 4-matic	M274.920	06/15 →
CLASSE CLA CLA 220 d	OM651.930	07/18 →	CLASSE E IV E 350 CDI 4-matic	OM642.838, OM642.856	01/09 →	CLASSE GLC 250 d 4-matic	OM651.921	06/15 →
						CLASSE GLC 300 4-matic	M274.920	07/15 →

MERCEDES-BENZ			MERCEDES-BENZ			MERCEDES-BENZ		
CLASSE GLC 350 d 4-matic	OM642.873	10/16 →	CLASSE S VI AMG S 65	M279.980	04/16 →	SL-SERIES SL500 -/BlueEFFICIENCY	M278.927	12/11 →
CLASSE GLC AMG 43 4-matic	M276.823	04/16 →	CLASSE S VI S 320	M276.824	05/14 →	SL-SERIES SL63 AMG	M157.983	01/12 →
CLASSE GLC AMG 63 4-matic+	M177.980	06/17 →	CLASSE S VI S 350 BlueTEC / d	OM642.861	05/13 →	SPRINTER II 210 CDI	OM651.955	03/09 → 12/13
CLASSE GLC AMG 63 S 4-matic+	M177.980	06/17 →	CLASSE S VI S 350 BlueTEC / d 4-matic	OM642.867	02/14 →	SPRINTER II 211 CDI	OM651.955	04/16 →
CLASSE GLE 250 d	OM651.960	04/15 →	CLASSE S VI S 350 BlueTEC 4-matic	OM642.867	02/14 →	SPRINTER II 213 CDI	OM651.955, OM651.955	06/06 → 05/16
CLASSE GLE 250 d 4-matic	OM651.960	04/15 →	CLASSE S VI S 350 d	OM656.929	07/17 →	SPRINTER II 214 CDI	OM651.955	04/16 →
CLASSE GLE 320 4-matic	M276.821	10/15 →	CLASSE S VI S 350 d 4-matic	OM656.929	05/17 →	SPRINTER II 216 CDI	OM651.955, OM651.955	06/06 →
CLASSE GLE 350 d 4-matic	OM642.824, M276.821	03/15 →	CLASSE S VI S 400	M276.824	03/14 →	SPRINTER II 310 CDI	OM651.955, OM651.955	03/09 → 12/13
CLASSE GLE 400 4-matic	M276.821, M276.821	03/15 →	CLASSE S VI S 400 4-matic	M276.824	11/14 →	SPRINTER II 311 CDI	OM646.701	09/13 →
CLASSE GLE 450 AMG 4-matic	M276.821	03/15 →	CLASSE S VI S 400 d	OM656.929	07/17 →	SPRINTER II 311 CDI 4x4	OM646.985	02/08 → 12/09
CLASSE GLE 500 4-matic	M278.928	10/15 →	CLASSE S VI S 400 d 4-matic	OM656.929	05/17 →	SPRINTER II 313 CDI 4x4	OM651.955, OM651.955	06/06 → 05/16
CLASSE GLE 500 e 4-matic	M276.821	04/15 →	CLASSE S VI S 450	M276.824	02/17 →	SPRINTER II 314 CDI	OM651.955	05/16 →
CLASSE GLE AMG 43 4-matic	M276.821, M157.982	05/16 →	CLASSE S VI S 450 4-matic	M276.824	02/17 →	SPRINTER II 314 CDI 4x4	OM651.955	05/16 →
CLASSE GLE AMG 63 4-matic	M157.982, OM651.913	03/15 →	CLASSE S VI S 450 EQ Boost	M256.930	07/17 →	SPRINTER II 316	M271.951	09/08 →
CLASSE GLE AMG 63 S 4-matic	M157.982	03/15 →	CLASSE S VI S 450 EQ Boost 4-matic	M256.930	07/17 →	SPRINTER II 316 CDI	OM651.955, OM651.955	03/09 →
CLASSE GLK 200	M274.920	08/13 → 06/15	CLASSE S VI S 500	M278.929	05/13 →	SPRINTER II 316 CDI 4x4	OM651.955, OM642.896	08/11 →
CLASSE GLK 200 CDI	OM651.913, M272.948	07/10 → 06/15	CLASSE S VI S 500 4-matic	M278.929	05/13 →	SPRINTER II 316 LGT	M271.951	09/08 →
CLASSE GLK 220 CDI	OM651.916	12/08 → 06/15	CLASSE S VI S 500 EQ Boost	M256.930	07/17 →	SPRINTER II 316 NGT	M271.951	09/08 →
CLASSE GLK 220 CDI 4-matic	OM651.912	12/08 → 06/15	CLASSE S VI S 500 Maybach	M278.929	12/14 →	SPRINTER II 319 CDI / BlueTEC	OM642.896, OM642.896	03/09 →
CLASSE GLK 250	M274.920	08/13 → 06/15	CLASSE S VI S 500 Maybach 4-matic	M278.929	04/15 →	SPRINTER II 319 CDI / BlueTEC 4x4	OM642.896, OM646.986	03/09 →
CLASSE GLK 250 4-matic	M274.920	08/13 → 06/15	CLASSE S VI S 560	M176.980	07/17 →	SPRINTER II 411 CDI	OM646.701	06/09 →
CLASSE GLK 250 CDI 4-matic	OM651.912	09/09 → 06/15	CLASSE S VI S 560 4-matic	M176.980	05/17 →	SPRINTER II 413 CDI	OM646.986	06/06 → 05/16
CLASSE GLK 280 4-matic	M272.948	06/08 → 06/09	CLASSE S VI S 560 Maybach	M176.980	07/17 →	SPRINTER II 414 CDI	OM651.955	05/16 →
CLASSE GLK 300 4-matic	M272.948, M272.991	07/09 → 06/15	CLASSE S VI S 560 Maybach 4-matic	M176.980	07/17 →	SPRINTER II 415 CDI	OM646.986, OM642.896	06/06 → 12/09
CLASSE GLK 320 CDI 4-matic	OM642.961	06/08 → 06/15	CLASSE S VI S 600	M277.980	02/14 →	SPRINTER II 418 CDI	OM642.896, OM651.955	06/06 → 05/16
CLASSE GLK 350	M272.991, M272.971	04/09 →	CLASSE S VI S 600 Maybach	M277.980	12/14 →	SPRINTER II 511 CDI	OM651.955	05/16 →
CLASSE GLK 350 4-matic	M272.971, OM642.832	06/08 → 06/15	CLASSE S VI S 63 AMG	M157.985	05/13 →	SPRINTER II 511 CDI 4x4	OM646.985	06/06 → 12/09
CLASSE GLK 350 CDI 4-matic	OM642.832, M276.821	07/09 →	CLASSE S VI S 63 AMG 4-matic	M157.985	05/13 →	SPRINTER II 513 CDI	OM651.956	06/06 →
CLASSE GLS 350 d 4-matic	OM642.826	11/15 →	CLASSE S VI S 65 AMG	M279.980	02/14 →	SPRINTER II 513 CDI 4x4	OM651.955, OM646.986	06/06 →
CLASSE GLS 400 4-matic	M276.821	11/15 →	CLASSE S VI S 650 Maybach	M279.980	07/17 →	SPRINTER II 514 CDI	OM651.955	05/16 →
CLASSE GLS 500 4-matic	M278.928	11/15 →	CLASSE SL VI 350	M276.954	02/12 →	SPRINTER II 514 CDI 4x4	OM651.955	05/16 →
CLASSE GLS AMG 63 4-matic	M157.982	11/15 →	CLASSE SL VI 400	M276.825, M157.983	04/14 →	SPRINTER II 515 CDI 4x4	OM646.986, OM651.955	06/06 → 12/09
CLASSE M III ML 250 CDI / BlueTEC 4-matic	OM651.960	06/11 → 12/15	CLASSE SL VI 500	M278.927	04/15 →	SPRINTER II 516 CDI	OM651.957	03/09 →
CLASSE M III ML 300 4-matic	M276.955	08/12 → 02/15	CLASSE SL VI 63 AMG	M157.983, M276.822	01/12 →	SPRINTER II 516 CDI 4x4	OM651.955, OM642.896	06/06 →
CLASSE M III ML 320 4-matic	M276.821	08/13 →	CLASSE SL VI 65 AMG	M279.981	05/12 →	SPRINTER II 518 CDI 4x4	M271.951	09/08 →
CLASSE M III ML 350	M276.955	02/12 →	CLASSE SLC 180	M274.910	01/16 →	SPRINTER II 519 CDI / BlueTEC	OM642.896, OM642.896	06/06 → 12/09
CLASSE M III ML 350 4-matic	OM642.826	06/11 → 12/15	CLASSE SLC 200	M274.920	01/16 →	SPRINTER II 519 CDI / BlueTEC 4x4	OM642.896, OM642.896	03/09 →
CLASSE M III ML 350 BlueTEC 4-matic	OM642.826	02/12 →	CLASSE SLC 250 d	OM651.980	01/16 → 10/17	SPRINTER SERIES Sprinter 213D CDI	OM646.986	04/12 →
CLASSE M III ML 350 CDI BlueEfficiency 4-matic	OM642.826	02/12 →	CLASSE SLC 300	M274.920	01/16 →	SPRINTER SERIES Sprinter 411D CDI/CDi BlueEFFICIENCY	OM651.955	04/16 →
CLASSE M III ML 400 4-matic	M276.821, M273.961	08/13 →	CLASSE SLC AMG SLC 43	M276.822, OM642.832	01/16 →	SPRINTER SERIES Sprinter 416D CDI	OM651.957	11/13 →
CLASSE M III ML 500 4-matic	M278.928	02/12 → 02/15	CLASSE SLK III 200	M274.920	04/15 →	SPRINTER SERIES Sprinter 519D CDI	OM651.957	03/09 →
CLASSE M III ML 63 AMG 4-matic	M157.982	11/11 → 02/15	CLASSE SLK III 250	M271.861	02/11 →	S-SERIES S250 CdI BlueEFFICIENCY	OM651.961	01/11 → 07/13
CLASSE S V CL 500	M273.961, M273.968	06/06 → 12/13	CLASSE SLK III 250 CDI / d	OM651.980	01/12 →	S-SERIES S350 BlueEFFICIENCY	M276.950	01/11 → 07/13
CLASSE S V CL 500 4-matic	M273.968, M156.984	02/08 → 12/13	CLASSE SLK III 300	M274.920	07/15 →	S-SERIES S350 CDI [ExtraEU]	OM642.930	06/09 → 07/13
CLASSE S V CL 550 [JPN]	M273.961	06/06 →	CLASSE SLK III 350	M152.980	01/12 →	S-SERIES S350 CDI/CDi BlueEFFICIENCY	OM642.862, OM646.980	06/10 → 07/13
CLASSE S V CL 550 [USA]	M273.961	06/06 →	CLS-SERIES CLS350 BlueTEC	OM642.852	05/14 → 12/17	S-SERIES S400 Maybach	M276.824	01/15 →
CLASSE S V CL 550 4-matic [JPN]	M273.968	02/08 →	CLS-SERIES CLS63 AMG	M157.981	07/15 → 12/17	S-SERIES S500 [ExtraEU]	M278.929	09/13 →
CLASSE S V CL 550 4-matic [USA]	M273.968	02/08 →	C-SERIES C180 Flexfuel	M274.910	10/15 →	S-SERIES S500 BlueEFFICIENCY	M278.932	01/11 → 07/13
CLASSE S V CL 600	M275.953	05/06 → 12/13	C-SERIES C200 CdI	OM651.913	01/10 → 01/14	S-SERIES S63 AMG	M157.980	10/10 → 07/13
CLASSE S V CL 63 AMG	M156.984, M275.982	10/06 → 12/13	C-SERIES C200 CdI/CDi BlueEFFICIENCY	OM651.913	01/10 → 01/14	S-SERIES S65 AMG	M275.982	10/10 → 07/13
CLASSE S V CL 65 AMG	M275.982, OM642.930	10/06 → 12/13	C-SERIES C200 NGT	274920NGT	12/13 →	VITO II 115 CDI	OM646.980, N47C20A	09/03 →
CLASSE S V S 280	M272.946	08/06 → 12/13	C-SERIES C200 CdI	OM651.912	04/13 → 01/14	VITO II E-CELL	EM780.994	03/12 →
CLASSE S V S 300	M272.946	08/06 → 12/13	C-SERIES C300 [ExtraEU]	M274.920	09/15 →	VITO III 109 CDI / 109 BlueTEC	OM622.951	10/14 →
CLASSE S V S 320 CDI	OM642.930, OM642.932	10/05 → 12/13	C-SERIES C300 CdI/CDi BlueEFFICIENCY	OM642.832	01/11 → 01/14	VITO III 111 CDI / 111 BlueTEC	OM622.951	10/14 →
CLASSE S V S 320 CDI 4-matic	OM642.932, M156.984	10/05 → 12/13	C-SERIES C350 CdI	OM642.832, OM642.850	05/08 → 12/11	VITO III 114 CDI / 114 BlueTEC	OM651.950	10/14 →
CLASSE S V S 350	M272.965	10/05 → 12/13	E-SERIES E180	M274.910	08/13 → 12/15	VITO III 114 CDI / 114 BlueTEC 4x4	OM651.950	07/15 →
CLASSE S V S 350 4-matic	M272.975	02/08 → 12/13	E-SERIES E200 NGT	271958NGT	03/11 → 12/15	VITO III 116 CDI / 116 BlueTEC	OM651.950	10/14 →
CLASSE S V S 350 CDI	OM642.930	06/09 → 12/13	E-SERIES E250 BlueTEC/CDI/CDi BlueEFFICIENCY	OM651.924	01/11 → 12/16	VITO III 116 CDI / 116 BlueTEC 4x4	OM651.950	07/15 →
CLASSE S V S 350 CDI 4-matic	OM642.932	01/09 → 12/10	E-SERIES E300 BlueTEC/CDi BlueEFFICIENCY	OM642.850, M272.961	03/10 → 12/16	VITO III 116 CDI 4x4	OM651.950	07/15 →
CLASSE S V S 400 Hybrid	M272.974	01/09 → 12/13	E-SERIES E350 [ExtraEU]	M272.961, OM642.852	05/11 →	VITO III 119 BlueTEC	OM651.950	10/14 →
CLASSE S V S 420 CDI	OM629.911	10/06 → 12/09	E-SERIES E350 CdI BlueEFFICIENCY	OM642.852, OM642.824	03/11 → 12/15	VITO III 119 CDI / 119 BlueTEC 4x4	OM651.950	12/14 →
CLASSE S V S 450	M273.922	12/05 → 12/13	GLA-SERIES GLA180 Flexfuel	M270.910	02/15 →	MINI		
CLASSE S V S 450 4-matic	M273.924	12/05 → 12/13	GLC-SERIES GLC250 CNG	274920CNG	06/15 →	MINI I Cooper	W10B16A	06/01 → 11/07
CLASSE S V S 450 CDI	OM629.911	01/09 → 12/13	GLC-SERIES GLC250 Flexfuel	M274.920	06/15 →	MINI I Cooper S	W11B16A, W10B14A	03/02 → 11/07
CLASSE S V S 500	M273.961	10/05 → 12/13	GLE-SERIES GLE350	OM642.824, M159.980	04/15 →	MINI I John Cooper Works	W11B16A	07/04 → 11/07
CLASSE S V S 500 4-matic	M273.968	10/05 → 12/13	GLK-SERIES GLK300 Cgi [ExtraEU]	M276.957	09/09 →	MINI I One	W10B14A, 1ND	06/01 → 11/07
CLASSE S V S 550 [JPN]	M273.961	10/05 →	GLS-SERIES GLS350	OM642.826	01/17 →	MINI I One D	1ND, N12B16A	06/03 → 09/06
CLASSE S V S 550 [USA]	M273.961	10/05 →	ML-SERIES ML350 -/BlueTEC [ExtraEU]	OM642.826	06/11 → 02/15	MINI I S Works	W11B16A	11/03 → 06/05
CLASSE S V S 550 4-matic [JPN]	M273.968	10/05 →	SLK-SERIES SLK200 -/BlueEFFICIENCY	M271.861	01/11 →			
CLASSE S V S 550 4-matic [USA]	M273.968	10/05 →	SLK-SERIES SLK200 CNG	274920CNG	04/15 →			
CLASSE S V S 600	M275.953	12/05 → 12/13	SLK-SERIES SLK200 Flexfuel	M274.920	04/15 →			
CLASSE S V S 63 AMG	M156.984, M276.825	10/06 → 12/13	SLK-SERIES SLK350 -/BlueEFFICIENCY	M276.956	01/11 →			
CLASSE S V S 65 AMG	M275.982	12/05 → 12/13	SLS AMG 6.2	M159.980, OM651.955	03/10 →			
CLASSE S VI AMG S 63 4-matic	M157.985	02/16 →	SLS AMG 6.2 GT	M159.980	06/13 →			
CLASSE S VI AMG S 63 4-matic+	M177.980	05/17 →						

MINI			
MINI I Works	W11B16A	11/03	⇒ 09/06
MINI II Cooper	N12B16A, N16B16A	09/06	⇒ 10/16
MINI II Cooper ALL4	N16B16A, 9HZ	11/12	⇒ 10/16
MINI II Cooper D	9HZ, N47C16A	11/06	⇒ 10/16
MINI II Cooper D ALL4	N47C16A, N14B16A	01/10	⇒ 09/16
MINI II Cooper S	N14B16A, N18B16A	10/06	⇒ 10/16
MINI II Cooper S ALL4	N18B16A, N14B16A	08/10	⇒ 10/16
MINI II Cooper S JCW	N18B16A	12/10	⇒ 04/15
MINI II Cooper S John Cooper Works	N14B16A, N14B16C	11/06	⇒ 02/10
MINI II Cooper SD	N47C20A	01/10	⇒ 10/16
MINI II Cooper SD ALL4	N47C20A	01/10	⇒ 09/16
MINI II John Cooper Works	N14B16C, N14B16C	11/07	⇒ 09/16
MINI II John Cooper Works ALL4	N18B16C	04/11	⇒ 10/16
MINI II John Cooper Works GP	N14B16C, N12B14A	09/12	⇒ 11/13
MINI II John Cooper Works ALL4	N18B16C	11/12	⇒
MINI II One	N12B14A, 9HZ	11/06	⇒ 09/16
MINI II One D	9HZ, MA1.04	06/09	⇒ 10/16
MINI II One LPG	N12B14A	03/09	⇒ 03/10
MINI 1.6 S JCW Tuning-Kit	N18B16A	03/10	⇒ 12/15
MINI 2.0 Cooper D	N47C20A	03/11	⇒ 10/16
MINI 2.0 Cooper DX	N47C20A	03/11	⇒ 09/16
MINI 2.0 Cooper SD	N47C20A	03/11	⇒ 10/16
MINI 2.0 Cooper SDX	N47C20A	03/11	⇒ 09/16
MINI 2.0 D	N47C20A, N47C20A	03/11	⇒ 12/14
MINI 2.0 SD	N47C20A, W11B16A	03/11	⇒ 12/14

PORSCHE

911 VI 3.4 Carrera	MA1.04, MA1.03	12/11	⇒
911 VI 3.4 Carrera 4	MA1.04	11/12	⇒
911 VI 3.8 Carrera 4S	MA1.03	11/12	⇒
911 VI 3.8 Carrera 4S / 4 GTS	MA1.03	11/12	⇒
911 VI 3.8 Carrera S	MA1.03, MA1.71	12/11	⇒
911 VI 3.8 Carrera S / GTS	MA1.03	07/12	⇒
911 VI 3.8 GT3	MA1.75	08/13	⇒
911 VI 3.8 Turbo	MA1.71, MA1.71	09/13	⇒
911 VI 3.8 Turbo S	MA1.71, MA1.76	09/13	⇒
911 VI 4.0 GT3	MA1.76, MA1.76	05/17	⇒
911 VI 4.0 GT3 RS	MDG.GB	05/18	⇒
911 VI 4.0 GT3 RS / R	MA1.76, --	04/15	⇒
BOXSTER III 2.7	MA1.22	04/12	⇒
BOXSTER III GTS 3.4	--	02/14	⇒
BOXSTER III S 3.4	MA1.23	04/12	⇒
CAYMAN II 2.7	MA1.22	03/13	⇒
CAYMAN II GTS 3.4	--, MCR.C	02/14	⇒
CAYMAN II S 3.4	MA1.23	03/13	⇒
PANAMERA 3.0 4S	MCW.DA	07/13	⇒ 10/16
PANAMERA 3.0 D	MCR.C, MCW.DA	08/11	⇒ 10/16
PANAMERA 3.0 S	MCW.DA, MCG.EA	07/13	⇒
PANAMERA 3.0 S E-Hybrid	MCG.EA, M46.20	03/11	⇒ 10/16
PANAMERA 3.6	M46.20, M46.40	05/10	⇒ 10/16
PANAMERA 3.6 4	M46.40, M48.40	05/10	⇒ 10/16
PANAMERA 4.8 4S	M48.40	09/09	⇒ 07/13
PANAMERA 4.8 GTS	M48.40, M48.70	01/12	⇒ 10/16
PANAMERA 4.8 S	M48.20	09/09	⇒ 12/13
PANAMERA 4.8 Turbo	M48.70, CKTB	09/09	⇒ 10/16
PANAMERA 4.8 Turbo S	MCW.CA	07/13	⇒ 10/16

VW

CRAFTER 2.0 TDI	CKTB, HDZ(TU1M)	05/11	⇒ 12/16
CRAFTER 2.0 TDI 4motion	CSNA	11/11	⇒ 12/16

7.1217



1

BRAKE/CLUTCH PEDAL SWITCHES

Adatt./Suitable:

CITROËN

4534 11

4534 51

FIAT

9619403780

9653868380

LANCIA

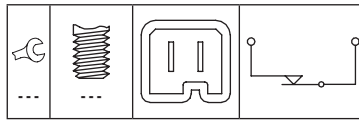
9619403780

9653868380

PEUGEOT

4534 51

4534.11

MARKET DIFFUSION: **HIGH****CITROËN**

BERLINGO I 1.1 i	HDZ(TU1M), KFW(TU3JP)	07/96	⇒ 05/08
BERLINGO I 1.4	TU32	07/96	⇒ 10/98
BERLINGO I 1.4 BiFuel	TU3JP	07/96	⇒ 10/02
BERLINGO I 1.4 i	KFW(TU3JP), NFU(TU5JP4)	07/96	⇒ 12/11
BERLINGO I 1.4 i bivalent	KFW(TU3JP)	04/03	⇒ 10/05
BERLINGO I 1.6 16V	NFU(TU5JP4), DW8	10/00	⇒ 12/11
BERLINGO I 1.8 D	A9A(XUD7)	07/96	⇒ 10/02
BERLINGO I 1.8 i	LFX(XU7JB)	05/97	⇒ 10/02
BERLINGO I 1.8 i 4WD	LFX(XU7JB)	04/97	⇒ 10/01
BERLINGO I 1.9	DW8, D9B(XUD9A/L)	07/96	⇒ 04/99
BERLINGO I 1.9 D	D9B(XUD9A/L), WJY(DW8B)	07/96	⇒ 12/03
BERLINGO I 1.9 D 4WD	WJY(DW8B), DW8	07/98	⇒ 10/05
BERLINGO I 1.9 D 70	DW8, WJY(DW8B)	04/99	⇒ 12/11
BERLINGO I 1.9 D 70 4WD	WJY(DW8B), DW10TD	07/98	⇒ 03/06
BERLINGO I 2.0 HDi	DW10TD	08/99	⇒ 10/05
BERLINGO I 2.0 HDi 90	DW10TD, 8HX(DV4TD)	12/99	⇒ 12/11
BERLINGO I 2.0 HDi 90 4WD	RHY(DW10TD)	11/00	⇒ 10/05
BERLINGO I Electric	SA18	01/98	⇒ 12/05
BERLINGO I électrique	--	01/00	⇒ 10/02
BERLINGO II 1.4	TU3JP	06/08	⇒ 12/11
C3 I 1.1 i	HFX(TU1JP)	02/02	⇒
C3 I 1.4 16V	KFU(ET3J4)	12/03	⇒
C3 I 1.4 16V HDi	8HY(DV4TED4)	02/02	⇒
C3 I 1.4 HDi	8HX(DV4TD), N6A(TU5JP4)	02/02	⇒
C3 I 1.4 i	KFV(TU3JP)	02/02	⇒
C3 I 1.4 i Bivalent	KFV(TU3JP)	02/02	⇒
C3 I 1.6 16V	N6A(TU5JP4), LFZ(XU7JP)	02/02	⇒
DISPATCH 1.9 DT	XUD9TE	10/95	⇒ 09/97
EVASION 1.8	LFZ(XU7JP), D8B(XUD9TF)	02/96	⇒ 12/96
EVASION 1.9 TD	D8B(XUD9TF), RFU(XU10J2/C)	11/94	⇒ 12/98
EVASION 2.0	RFU(XU10J2/C), EW10J4	06/94	⇒ 07/02
EVASION 2.0 16V	EW10J4, DW10ATED	05/00	⇒ 07/02
EVASION 2.0 HDi	DW10ATED, DW10ATED4	08/99	⇒ 07/02
EVASION 2.0 HDi 16V	DW10ATED4, RGX(XU10J2TE)	09/99	⇒ 07/02
EVASION 2.0 TD	--	05/97	⇒ 07/02
EVASION 2.0 Turbo C.T.	RGX(XU10J2TE), P8C(XUD11BTE)	06/94	⇒ 07/02
EVASION 2.1 TD	P8C(XUD11BTE), 1580SPI	05/96	⇒ 07/02
JUMPY I 1.6	1580SPI, 1580SPI	10/95	⇒ 08/00
JUMPY I 1.6 i	1580SPI, DW8	10/95	⇒ 08/00
JUMPY I 1.9	DW8, D9B(XUD9A/U)	10/95	⇒ 08/98
JUMPY I 1.9 D	D9B(XUD9A/U), DW8	10/95	⇒ 08/98
JUMPY I 1.9 D 70	DW8, D8B(XUD9TF)	04/98	⇒ 10/06
JUMPY I 1.9 DT	XUD9TE	10/95	⇒ 08/00
JUMPY I 1.9 TD	D8B(XUD9TF), EW10J4	10/95	⇒
JUMPY I 2.0	EW10J4, DW10ATED	04/00	⇒ 12/06
JUMPY I 2.0 HDi 110	DW10ATED, DW10ATED4	03/00	⇒ 10/06
JUMPY I 2.0 HDi 110 16V	DW10ATED4, DW10ATED	12/03	⇒ 10/06
JUMPY I 2.0 HDi 95	DW10ATED, EW10J4	10/99	⇒ 10/06
JUMPY I 2.0 i 16V	EW10J4, 8HX(DV4TD)	03/00	⇒ 10/06
XSARA 1.4	TU3JP	05/98	⇒ 03/05
XSARA 1.4 BiFuel	TU3JP	05/98	⇒ 08/00

CITROËN

XSARA 1.4 HDi	8HX(DV4TD), KFW(TU3JP)	01/03	⇒
XSARA 1.4 i	KFW(TU3JP), TUD5	04/97	⇒ 08/05
XSARA 1.4 LPG	TU3JP	05/98	⇒ 08/00
XSARA 1.5 D	TUD5, NFU(TU5JP4)	04/97	⇒ 09/00
XSARA 1.6 16V	NFU(TU5JP4), NFZ(TU5JP)	09/00	⇒ 08/05
XSARA 1.6 i	NFZ(TU5JP), XU7JB	04/97	⇒ 09/00
XSARA 1.8	XU7JB, 161A(XUD7)	07/97	⇒ 08/00
XSARA 1.8 BiFuel	XU7JP4	07/97	⇒ 08/00
XSARA 1.8 D	161A(XUD7), LFX(XU7JB)	04/97	⇒ 09/00
XSARA 1.8 i	LFX(XU7JB), LFY(XU7JP4)	04/97	⇒ 09/00
XSARA 1.8 i 16V	LFY(XU7JP4), LFZ(XU7JP)	04/97	⇒ 09/00
XSARA 1.8 i Aut.	LFZ(XU7JP), DHV(XUD9B5D)	04/97	⇒ 09/00
XSARA 1.8 LPG	XU7JP4	01/98	⇒ 08/00
XSARA 1.9 D	DHV(XUD9B5D), DHY(XUD9TE/Y)	04/97	⇒ 08/05
XSARA 1.9 DT	XUD9B5D	01/98	⇒ 09/00
XSARA 1.9 SD	DHV(XUD9B5D)	01/98	⇒ 09/00
XSARA 1.9 TD	DHY(XUD9TE/Y), EW10J4	04/97	⇒ 09/00
XSARA 2.0	XU10J4RS	06/97	⇒ 10/04
XSARA 2.0 16V	EW10J4, DW10ATED	09/00	⇒ 08/05
XSARA 2.0 HDi	DW10TD	09/00	⇒ 03/05
XSARA 2.0 HDi 109	DW10ATED, DW10TD	05/01	⇒ 08/05
XSARA 2.0 HDi 90	DW10TD, WJY(DW8)	02/99	⇒ 08/05
XSARA 2.0 i 16V	RFS(XU10J4RS)	02/98	⇒ 03/05

FIAT

SCUDO I 1.9 D	WJY(DW8), RHK(DW10UTED4)	04/98	⇒ 12/06
SCUDO I 1.9 TD	DHX(XUD9TF/L)	02/96	⇒ 12/06
SCUDO I 1.9 TD Eco	DHX(XUD9TF/L)	02/96	⇒ 12/06
SCUDO I 2.0	RFN(EW10J4)	05/00	⇒ 12/06
SCUDO I 2.0 16V	RFN(EW10J4)	06/00	⇒ 12/06
SCUDO I 2.0 JTD	RHZ	12/99	⇒ 12/06
SCUDO I 2.0 JTD 16V	RHK(DW10UTED4), D8B	05/99	⇒ 12/06
ULYSSE I 1.8	LFW	05/97	⇒ 08/02
ULYSSE I 1.9 TD	D8B, RFN(EW10J4)	11/94	⇒ 08/98
ULYSSE I 2.0	RFU(XU10J2C)	06/94	⇒ 08/02
ULYSSE I 2.0 16V	RFN(EW10J4), RFN	09/00	⇒ 08/02
ULYSSE I 2.0 JTD	RHZ	10/99	⇒ 08/02
ULYSSE I 2.0 JTD 16V	RHW(DW10ATED4)	05/99	⇒ 08/02
ULYSSE I 2.0 Turbo	RGX(XU10J2CTE)	06/94	⇒ 08/02
ULYSSE I 2.1 TD	P8C	03/96	⇒ 10/99

LANCIA

ZETA 2.0 16V	RFN, RHZ	07/00	⇒ 09/02
ZETA 2.0 JTD	RHZ, RHW	04/00	⇒ 09/02
ZETA 2.0 JTD 16V	RHW, RGX	04/01	⇒ 10/03
ZETA 2.0 Turbo	RGX, CDY(TU9M)	05/95	⇒ 09/02
ZETA 2.1 TD	P8C	05/96	⇒ 09/99

PEUGEOT

106 I 1.0	CDY(TU9M), H1B(TU1)	09/91	⇒ 03/01
106 I 1.1	H1B(TU1), KSA(TU3)	08/91	⇒ 04/96
106 I 1.3	TU2J2	10/93	⇒ 04/96
106 I 1.4	KSA(TU3), TU3FJ	08/91	⇒ 04/96
106 I 1.4 D	K9Y(TUD3Y)	09/92	⇒ 04/96
106 I 1.4 i	TU3FJ, VJY(TUD5)	01/91	⇒ 12/96
106 I 1.4 i XSI	TU3J	09/91	⇒ 03/96
106 I 1.5 D	VJY(TUD5), NFY(TU5J2)	06/94	⇒ 04/96
106 I 1.6	NFY(TU5J2), TU1	06/93	⇒ 04/96
106 I Electric	SA13	04/94	⇒
106 II 1.1 i	TU1, KFW(TU3JP)	05/96	⇒ 07/04
106 II 1.4 i	KFW(TU3JP), NFZ(TU5JP)	05/96	⇒ 07/04
106 II 1.6 i	NFZ(TU5JP), KDX(TU3MC)	05/96	⇒ 10/99
106 II Electric	SA13	04/96	⇒ 07/04
306 1.1	HDZ(TU1M)	05/93	⇒ 05/01
306 1.4	KDX(TU3MC), KDX(TU3MC)	01/93	⇒ 04/02
306 1.4 SL	KDX(TU3MC), NFT(TU5JP)	06/94	⇒ 05/01
306 1.6	NFT(TU5JP), --	10/00	⇒ 04/02
306 1.6 SR	NFZ(TU5JP)	06/94	⇒ 10/00
306 1.8	--, LFY(XU7JP4)	05/93	⇒ 04/02
306 1.8 16V	LFY(XU7JP4), --	03/97	⇒ 10/03
306 1.8 D	--, DHY(XUD9TE)	04/93	⇒ 06/00
306 1.8 ST	LFZ(XU7JP)	06/94	⇒ 05/01
306 1.9 D	DHY(XUD9TE), DJY(XUD9A)	01/93	⇒ 05/99
306 1.9 DT	DHY(XUD9TE)	05/93	⇒ 05/01
306 1.9 SLD	DJY(XUD9A), RFV(XU10J4R)	06/94	⇒ 05/01
306 1.9 SRDT	DHY(XUD9TE)	06/94	⇒ 05/01
306 1.9 STD	XUD9	02/94	⇒ 05/99
306 1.9 TD	DHY(XUD9TE)	02/97	⇒ 04/02
306 2.0	RFV(XU10J4R), RFV(XU10J4R)	03/94	⇒ 04/02
306 2.0 16V	RFV(XU10J4R), RFS(XU10J4RS)	03/97	⇒ 04/02
306 2.0 HDi 90	RHY(DW10TD)	06/99	⇒ 12/02
306 2.0 S16	RFS(XU10J4RS), TU3F2	05/93	⇒ 05/01
306 2.0 ST	RFX(XU10J2)	07/94	⇒ 05/01
306 2.0 XSi	RFX(XU10J2)	05/93	⇒ 05/01
405 II 1.4	TU3F2, B2A(XU52C/K)	01/93	⇒ 12/96
405 II 1.6	B2A(XU52C/K), XU92C	08/92	⇒ 05/97

PEUGEOT		
405 II 1.8	LFZ(XU7JP)	08/92 ⇒ 10/96
405 II 1.9	XU92C, D9B(XUD9A)	01/93 ⇒ 12/96
405 II 1.9 D	D9B(XUD9A), DHY(XUD9TE)	06/94 ⇒ 11/99
405 II 1.9 TD	DHY(XUD9TE), RFX(XU10J2)	08/92 ⇒ 05/97
405 II 2.0	RFX(XU10J2)	08/92 ⇒ 10/96
405 II 2.0 16V	RFT(XU10J4)	06/94 ⇒ 10/95
405 II 2.0 4x4	RFX(XU10J2), BFZ(XU5JP)	08/92 ⇒ 10/96
405 II 2.0 T 16 X4	RGZ(XU10J4TE/Z)	08/92 ⇒ 10/95
405 II 2.0 X4	RFX(XU10J2)	08/92 ⇒ 10/95
406 1.6	BFZ(XU5JP), LFX(XU7JB)	11/95 ⇒ 05/04
406 1.8	LFX(XU7JB), 6FZ(EW7J4)	10/96 ⇒ 03/99
406 1.8 16V	6FZ(EW7J4), EW7J4	10/00 ⇒ 10/04
406 1.8 Bifuel	EW7J4, DHW(XUD9SD)	09/00 ⇒ 05/04
406 1.9 D	DHW(XUD9SD), DHX(XUD9TE)	10/96 ⇒ 10/04
406 1.9 TD	DHX(XUD9TE), EW10J4	10/95 ⇒ 10/04
406 2.0 16V	EW10J4, EW10D	08/00 ⇒ 12/04
406 2.0 16V Hpi	EW10D, DW10ATED	05/01 ⇒ 10/04
406 2.0 HDi	DW10ATED, DW10ATED	06/98 ⇒ 06/04
406 2.0 HDi 110	DW10ATED, DW10TD	08/01 ⇒ 10/04
406 2.0 HDi 90	DW10TD, RGK(XU10J2TE)	02/99 ⇒ 10/04
406 2.0 Turbo	RGK(XU10J2TE), P8C(XUD11BTE)	04/96 ⇒ 10/04
406 2.1 TD 12V	P8C(XUD11BTE), 3FZ(EW12J4)	01/96 ⇒ 10/04
406 2.2	3FZ(EW12J4), 4HX(DW12TED4/FAP)	07/00 ⇒ 12/04
406 2.2 HDi	4HX(DW12TED4/FAP), E59J4	03/00 ⇒ 12/04
406 3.0 24V	E59J4, E59J4S	10/96 ⇒ 10/04
406 3.0 V6	E59J4S, E59J4	03/00 ⇒ 12/04
406 3.0 V6 24V	E59J4, LFW(XU7JP)	03/97 ⇒ 12/04
806 1.8	LFW(XU7JP), DHX(XUD9TE)	07/95 ⇒ 08/02
806 1.9 TD	DHX(XUD9TE), RFU(XU10J2)	07/95 ⇒ 08/02
806 2.0	RFU(XU10J2), EW10J4	06/94 ⇒ 08/02
806 2.0 16V	EW10J4, DW10ATED	09/00 ⇒ 08/02
806 2.0 HDi	DW10ATED, DW10ATED4	08/99 ⇒ 08/02
806 2.0 HDi 16V	DW10ATED4, RGK(XU10J2TE)	08/99 ⇒ 08/02
806 2.0 Turbo	RGK(XU10J2TE), P8C(XUD11BTE)	06/94 ⇒ 08/02
806 2.1 td 12V	P8C(XUD11BTE), 220A2000	06/96 ⇒ 08/99
EXPERT I 1.6	220A2000, L6B(XU7JP)	02/96 ⇒ 09/00
EXPERT I 1.8	L6B(XU7JP), D9B(XUD9AU)	09/96 ⇒
EXPERT I 1.9 D	D9B(XUD9AU), DW8	02/96 ⇒ 12/98
EXPERT I 1.9 D 70	DW8, D8B(XUD9TE)	12/98 ⇒ 12/06
EXPERT I 1.9 TD	D8B(XUD9TE), EW10J4	02/96 ⇒ 09/00
EXPERT I 2.0	EW10J4, DW10ATED	07/00 ⇒ 12/06
EXPERT I 2.0 HDi	DW10ATED, HDY(TU1M)	07/00 ⇒ 12/06
EXPERT I 2.0 HDi 16V	RHW(DW10ATED4)	07/00 ⇒ 12/06
PARTNER I 1.1	HDY(TU1M), KFW(TU3JP)	06/96 ⇒
PARTNER I 1.4	KFW(TU3JP), NFU(TU5JP4)	06/96 ⇒ 12/15
PARTNER I 1.6	NFU(TU5JP4)	09/00 ⇒ 05/08
PARTNER I 1.6 16V	NFU(TU5JP4), 161A(XUD7)	07/01 ⇒ 03/08
PARTNER I 1.6 Flexfuel	NFU(TU5JP4)	09/00 ⇒ 10/02
PARTNER I 1.8	LFX(XU7JB)	03/97 ⇒ 12/03
PARTNER I 1.8 D	161A(XUD7), DJY(XUD9A)	06/96 ⇒
PARTNER I 1.9 D	DJY(XUD9A), DW10TD	05/96 ⇒ 07/08
PARTNER I 1.9 HDi	DW10TD, HDY(TU1M)	02/00 ⇒ 07/08
RANCH 1.1	HDY(TU1M), KSA(TU3.2)	06/96 ⇒
RANCH 1.4	KSA(TU3.2), N6A(TU5JP4)	06/96 ⇒
RANCH 1.6 16V	N6A(TU5JP4), 161A(XUD7)	07/01 ⇒
RANCH 1.8	LFX(XU7JB)	05/97 ⇒
RANCH 1.8 D	161A(XUD7), D9B(XUD9A)	06/96 ⇒
RANCH 1.9 D	D9B(XUD9A), RHS(DW10ATED)	06/96 ⇒
RANCH 2.0 HDi	RHY(DW10TD)	02/00 ⇒

7.1219

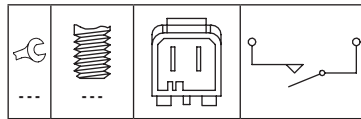


BRAKE/CLUTCH PEDAL SWITCHES

Adatt./Suitable:

CITROËN
2127 78PEUGEOT
2127 78

MARKET DIFFUSION: HIGH



CITROËN

BERLINGO I 1.4 Hybrid	TU3JPHYBRID	05/05 ⇒ 05/08
C5 I 1.8 16V	6FZ(EW7J4)	03/01 ⇒ 08/04
C5 I 2.0 16V	RFN(EW10J4)	03/01 ⇒ 08/04
C5 I 2.0 HDi	RHS(DW10ATED), SFZ(ZPJ/Z)	03/01 ⇒ 08/04
C5 I 2.2 HDi	4HX(DW12TED4/FAP)	03/01 ⇒ 08/04
C5 I 3.0 Carlsson	XFX(E59J4S)	09/03 ⇒ 08/04
C5 I 3.0 V6	XFX(E59J4S)	03/01 ⇒ 08/04
XANTIA II 2.0 Turbo	RGK(XU10J2TE)	01/98 ⇒ 04/03
XM II 2.5 TD	THY(DK5ATE)	05/94 ⇒ 10/00
XM II 3.0 V6	SFZ(ZPJ/Z), SKZ(ZPJ4/Z)	05/94 ⇒ 10/00
XM II 3.0 V6 24V	SKZ(ZPJ4/Z), 8HX(DV4TD)	05/94 ⇒ 10/00
XSARA 1.4	TU3JP	05/98 ⇒ 03/05
XSARA 1.4 Bifuel	TU3JP	05/98 ⇒ 08/00
XSARA 1.4 HDi	8HX(DV4TD), DW8	01/03 ⇒
XSARA 1.4 i	TU3JP	04/97 ⇒ 08/05
XSARA 1.4 LPG	TU3JP	05/98 ⇒ 08/00
XSARA 1.6 16V	TU5JP4	09/00 ⇒ 08/05
XSARA 1.9 D	DW8, EW10J4	07/98 ⇒ 08/05
XSARA 2.0	XU10J4RS	06/97 ⇒ 10/04
XSARA 2.0 16V	EW10J4, DW10ATED	09/00 ⇒ 08/05
XSARA 2.0 HDi	DW10TD	09/00 ⇒ 03/05
XSARA 2.0 HDi 109	DW10ATED, DW10TD	05/01 ⇒ 08/05
XSARA 2.0 HDi 90	DW10TD, EW10J4	02/99 ⇒ 08/05
XSARA PICASSO 1.6	NFU(TU5JP)	12/99 ⇒
XSARA PICASSO 1.8 16V	6FZ(EW7J4)	02/00 ⇒
XSARA PICASSO 2.0 16V	EW10J4, K6D(TU3JP)	01/03 ⇒
XSARA PICASSO 2.0 HDi	RHY(DW10TD)	12/99 ⇒

PEUGEOT

307 1.4	K6D(TU3JP), ET3J4	08/00 ⇒
307 1.4 16V	ET3J4, 8HX(DV4TD)	11/03 ⇒
307 1.4 HDi	8HX(DV4TD), N6A(TU5JP4)	10/01 ⇒
307 1.4 HDi 70	8HZ(DV4TD)	03/02 ⇒ 06/05
307 1.6 16V	N6A(TU5JP4), 9HY(DV6TED4)	08/00 ⇒
307 1.6 HDi 110	9HY(DV6TED4), EW10J4	02/04 ⇒
307 2.0	EW10J4, EW10J4	03/02 ⇒ 06/05
307 2.0 16V	EW10J4, DW10ATED	08/00 ⇒
307 2.0 HDi	DW10ATED, DW10ATED	01/03 ⇒ 12/09
307 2.0 HDi 110	DW10ATED, DW10TD	08/00 ⇒
307 2.0 HDi 135	RHR(DW10BTE4)	10/03 ⇒
307 2.0 HDi 90	DW10TD, HFX(TU1JP)	08/00 ⇒
PARTNER I 1.1	HFX(TU1JP), KFW(TU3JP)	06/96 ⇒ 10/02
PARTNER I 1.4	KFW(TU3JP), NFU(TU5JP4)	06/96 ⇒ 12/15
PARTNER I 1.4 Bifuel	TU3JP	04/03 ⇒ 10/06
PARTNER I 1.4 CNG	TU3JPCNG	11/02 ⇒ 10/06
PARTNER I 1.6	N6A(TU5JP4)	09/00 ⇒
PARTNER I 1.6 16V	NFU(TU5JP4), DV6BTE4	07/01 ⇒ 03/08
PARTNER I 1.6 Flexfuel	NFU(TU5JP4)	09/00 ⇒ 10/02
PARTNER I 1.6 HDi	DV6BTE4, DV6B	08/05 ⇒ 07/08
PARTNER I 1.6 HDi 75	DV6B, DW8	08/05 ⇒ 12/13
PARTNER I 1.6 HDi 90	DV6ATED4	10/05 ⇒ 12/15
PARTNER I 1.8	XU7JB	05/97 ⇒ 12/03
PARTNER I 1.8 D	XUD7	06/96 ⇒ 12/02
PARTNER I 1.9 D	DW8, DW10TD	06/96 ⇒ 12/15

PEUGEOT

PARTNER I 1.9 D 4x4	WJY(DW8B)	04/04 ⇒ 11/07
PARTNER I 2.0 HDi	DW10TD, K6D(TU3JP)	02/00 ⇒ 07/08
PARTNER I 2.0 HDi 4x4	RHY(DW10TD)	04/04 ⇒ 08/05
PARTNER II 1.4	TU3JP	08/08 ⇒
PARTNER II 1.9 HDi	DW8B	08/08 ⇒
RANCH 1.1	HFX(TU1JP)	06/96 ⇒
RANCH 1.4	K6D(TU3JP), N6A(TU5JP4)	06/96 ⇒
RANCH 1.4 BiFuel	KFW(TU3JP)	04/03 ⇒
RANCH 1.4 CNG	TU3JPCNG	01/97 ⇒ 12/12
RANCH 1.6 16V	N6A(TU5JP4), AVU	07/01 ⇒
RANCH 1.9 D	WJY(DW8B)	06/96 ⇒
RANCH 1.9 D 4x4	WJY(DW8B)	04/04 ⇒
RANCH 2.0 HDi	RHY(DW10TD)	02/00 ⇒
RANCH 2.0 HDi 4x4	RHY(DW10TD)	04/04 ⇒

7.1220



BRAKE/CLUTCH PEDAL SWITCHES

Adatt./Suitable:

AUDI

1J0 927 189
1J0 927 189 E
1J0 927 189 F
6Q0 927 189
7H0 927 189
8E0 927 189
8E0 927 189 B

FORD

1 108 770
1 209 514
1 457 399
1697669
6M21-9E740-AA
6M21-9E740-BA
YM21-9E740-AA
YM21-9E740-AB

SEAT

1J0 927 189
1J0 927 189 E
1J0 927 189 F
6Q0 927 189
7H0 927 189
8E0 927 189
8E0927189B

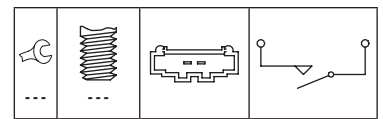
SKODA

1J0 927 189
1J0 927 189 E
1J0 927 189 F
6Q0 927 189

VW

1J0 927 189
1J0 927 189 E
1J0 927 189 F
6Q0 927 189
7H0 927 189
8E0 927 189
8E0 927 189 B

MARKET DIFFUSION: HIGH



AUDI

A3 I 1.6	AVU, AGN	08/00 ⇒ 05/03
A3 I 1.8	AGN, ARY	09/96 ⇒ 05/03
A3 I 1.8 T	ARY, AGU	12/98 ⇒ 05/03
A3 I 1.8 T quattro	AGU, AGR	12/96 ⇒ 05/03
A3 I 1.9 TDI	AGR, AMK	08/00 ⇒ 05/03
A3 I 1.9 TDI quattro	ASZ	08/00 ⇒ 05/03
A3 I S3 quattro	AMK, AMB	10/01 ⇒ 05/03
A4 II 1.6	ALZ	11/00 ⇒ 12/04
A4 II 1.8 T	AMB, AMB	11/00 ⇒ 03/09
A4 II 1.8 T quattro	AMB, AVB	11/00 ⇒ 03/09
A4 II 1.9 TDI	AVB, BPW	11/00 ⇒ 12/04
A4 II 1.9 TDI quattro	AVF	11/01 ⇒ 12/04
A4 II 2.0	ALT	11/00 ⇒ 12/05
A4 II 2.0 FSI	AWA	07/02 ⇒ 12/04
A4 II 2.0 TDI	BPW, BWE	01/06 ⇒ 03/09
A4 II 2.0 TFSI 16V	BWE, AMM	01/06 ⇒ 03/09
A4 II 2.0 TFSI quattro	BWT	11/05 ⇒ 03/09
A4 II 2.4	AMM, AYM	09/01 ⇒ 12/05
A4 II 2.5 TDI	AYM, AKE	08/01 ⇒ 12/05
A4 II 2.5 TDI quattro	AKE, ASN	11/00 ⇒ 12/04

AUDI			
A4 II 3.0	ASN, ASN	11/00	⇒ 12/05
A4 II 3.0 quattro	ASN, ASB	11/00	⇒ 12/05
A4 II 3.0 TDI quattro	ASB, BKE	01/06	⇒ 03/09
A4 II 3.2 FSI quattro	AUK	01/06	⇒ 03/09
A4 II RS4 quattro	BNS	06/06	⇒ 03/09
A4 II S4 quattro	BBK	03/03	⇒ 03/09
A4 I 1.6	ALZ	07/00	⇒ 09/01
A4 III 1.6	ALZ	11/04	⇒ 06/08
A4 III 1.8 T	BFB	11/04	⇒ 06/08
A4 III 1.8 T quattro	BFB	11/04	⇒ 06/08
A4 III 1.9 TDI	BKE, BNA	11/04	⇒ 06/08
A4 III 2.0	ALT	11/04	⇒ 06/08
A4 III 2.0 TDI	BNA, BLB	11/04	⇒ 06/08
A4 III 2.0 TDI 16V	BLB, BPW	11/04	⇒ 06/08
A4 III 2.0 TDI quattro	BPW, BGB	01/06	⇒ 06/08
A4 III 2.0 TFSI	BGB, BGB	11/04	⇒ 06/08
A4 III 2.0 TFSI quattro	BGB, BPP	11/04	⇒ 06/08
A4 III 2.5 TDI	BDG	11/04	⇒ 05/06
A4 III 2.7 TDI	BPP, ASB	11/05	⇒ 06/08
A4 III 3.0	BBJ	11/04	⇒ 05/06
A4 III 3.0 quattro	BBJ	11/04	⇒ 07/06
A4 III 3.0 TDI quattro	ASB, BBK	11/04	⇒ 06/08
A4 III 3.2 FSI	AUK	01/05	⇒ 06/08
A4 III 3.2 FSI quattro	AUK	01/05	⇒ 06/08
A4 III RS4 quattro	BNS	09/05	⇒ 06/08
A4 III S4 quattro	BBK, AEB	11/04	⇒ 06/08
A6 II 1.8 T	AEB, AEB	01/97	⇒ 01/05
A6 II 1.8 T quattro	AEB, AVF	02/97	⇒ 01/05
A6 II 1.9 TDI	AVF, AJG	08/01	⇒ 01/05
A6 II 2.0	ALT	08/01	⇒ 01/05
A6 II 2.4	AJG, AKE	08/01	⇒ 01/05
A6 II 2.4 quattro	BDV	08/01	⇒ 01/05
A6 II 2.5 TDI	AKE, BAU	02/00	⇒ 01/05
A6 II 2.5 TDI quattro	BAU, ARE	02/00	⇒ 01/05
A6 II 2.7 T quattro	ARE, ASN	08/01	⇒ 01/05
A6 II 3.0	ASN, ASN	06/01	⇒ 01/05
A6 II 3.0 quattro	ASN, ANK	06/01	⇒ 01/05
A6 II S6 quattro	ANK, BLB	09/99	⇒ 01/05
A6 III 2.0 TDI	BLB, BPP	07/04	⇒ 08/11
A6 III 2.0 TFSI	BPJ	06/05	⇒ 08/11
A6 III 2.4	BDW	05/04	⇒ 10/08
A6 III 2.4 quattro	BDW	01/05	⇒ 10/08
A6 III 2.7 TDI	BPP, BPP	11/04	⇒ 08/11
A6 III 2.7 TDI quattro	BPP, BDX	11/04	⇒ 08/11
A6 III 2.8 FSI	BDX, BDX	11/06	⇒ 08/11
A6 III 2.8 FSI quattro	BDX, ASB	06/07	⇒ 08/11
A6 III 3.0 [CHN]	BBJ	04/05	⇒
A6 III 3.0 TDI	ASB	06/06	⇒ 08/11
A6 III 3.0 TDI quattro	ASB, AUK	05/04	⇒ 08/11
A6 III 3.2 FSI	AUK, AUK	05/04	⇒ 05/09
A6 III 3.2 FSI quattro	AUK, AKE	05/04	⇒ 10/08
ALLROAD 2.5 TDI quattro	AKE, ARE	05/00	⇒ 08/05
ALLROAD 2.7 T quattro	ARE, AJQ	05/00	⇒ 08/05
TT I 1.8	AJQ, AJQ	10/98	⇒ 06/06
TT I 1.8 T	AJQ, AJQ	01/01	⇒ 06/06
TT I 1.8 T quattro	AJQ, BHE	02/00	⇒ 06/06
TT I 3.2 VR6 quattro	BHE, IZ	07/03	⇒ 06/06

FORD			
GALAXY I 1.9 TDI	1Z, AAA	04/00	⇒ 05/06
GALAXY I 2.8 i V6	AAA, AZQ	11/95	⇒ 04/00
GALAXY I 2.8 V6	AYL	04/00	⇒ 05/06

SEAT			
ALTEA 1.4 16V	BXW	05/06	⇒
ALTEA XL 1.4 16V	BXW	10/06	⇒
AROSA 1.4 TDI	AMF	01/00	⇒ 06/04
AROSA 1.7 SDI	AKU	08/97	⇒ 06/04
CORDOBA II 1.2	AZQ, BBY	10/02	⇒ 06/06
CORDOBA II 1.2 12V	BXV	05/06	⇒ 11/09
CORDOBA II 1.4 16V	BBY, AMF	09/02	⇒
CORDOBA II 1.4 TDI	AMF, ASZ	10/02	⇒ 11/09
CORDOBA II 1.6	BAH	04/03	⇒ 11/09
CORDOBA II 1.6 16V	BTS	11/06	⇒ 11/09
CORDOBA II 1.9 SDI	ASY	09/02	⇒ 11/09
CORDOBA II 1.9 TDI	ASZ, AZL	09/02	⇒ 11/09
CORDOBA II 2.0	AZL, CDHA	09/02	⇒ 11/09
EXEO 1.6	ALZ	03/09	⇒ 09/10
EXEO 1.8 T	CFMA	12/08	⇒ 05/10
EXEO 1.8 TSI	CDHA, CAGA	05/10	⇒
EXEO 2.0 TDI	CAGA, BWE	12/08	⇒
EXEO 2.0 TFSI	BWE, AZQ	03/09	⇒
IBIZA III 1.2	AZQ, AUB	02/02	⇒ 05/08
IBIZA III 1.2 12V	BXV	05/06	⇒ 11/09
IBIZA III 1.4 16V	AUB, AMF	02/02	⇒ 11/09
IBIZA III 1.4 TDI	AMF, BBU	05/02	⇒ 11/09
IBIZA III 1.6	BAH	02/03	⇒ 11/09
IBIZA III 1.6 16V	BTS	11/06	⇒ 11/09
IBIZA III 1.8 T Cupra R	BBU, BJX	01/04	⇒ 02/08
IBIZA III 1.8 T FR	BJX, ASZ	12/03	⇒ 05/08

SEAT			
IBIZA III 1.9 SDI	ASY	02/02	⇒ 12/05
IBIZA III 1.9 TDI	ASZ, BPX	02/02	⇒ 11/09
IBIZA III 1.9 TDI Cupra R	BPX, AZL	03/04	⇒ 02/08
IBIZA III 2.0	AZL, BZG	04/02	⇒ 11/09
IBIZA IV 1.2	BZG, CBZA	03/08	⇒
IBIZA IV 1.2 LPG	BZG	03/08	⇒
IBIZA IV 1.2 TDI	CFWA	04/10	⇒
IBIZA IV 1.2 TSI	CBZA, BXW	09/10	⇒
IBIZA IV 1.4	BXW, CAVF	03/08	⇒
IBIZA IV 1.4 LPG	BXW	03/08	⇒ 05/11
IBIZA IV 1.4 TDI	BMS	07/08	⇒ 06/10
IBIZA IV 1.4 TSI	CAVE, CAVE	06/09	⇒
IBIZA IV 1.4 TSI Cupra	CAVE, CAYA	06/09	⇒
IBIZA IV 1.6	BTS	05/08	⇒
IBIZA IV 1.6 LPG	CNKA	05/11	⇒
IBIZA IV 1.6 TDI	CAYA, BLS	05/09	⇒
IBIZA IV 1.9 TDI	BLS, AHW	03/08	⇒
IBIZA IV 2.0	CEKA	10/08	⇒
IBIZA IV 2.0 TDI	CFHD	01/10	⇒
LEON I 1.4 16V	AHW, AKL	11/99	⇒ 06/06
LEON I 1.6	AKL, AZD	10/05	⇒ 06/06
LEON I 1.6 16V	AZD, AGN	09/00	⇒ 06/06
LEON I 1.8 20V	AGN, APP	11/99	⇒ 06/06
LEON I 1.8 20V T	APP, AUJ	11/99	⇒ 06/06
LEON I 1.8 20V T 4	AJU, AMK	11/99	⇒ 06/06
LEON I 1.8 T Cupra R	AMK, AGR	02/02	⇒ 06/06
LEON I 1.8 Turbo 4x4	AMK	05/02	⇒ 05/03
LEON I 1.9 SDI	AQM	11/99	⇒ 06/06
LEON I 1.9 TDI	AGR, CHYA	09/00	⇒ 06/06
LEON I 1.9 TDI Syncro	ARL	05/02	⇒ 06/06
LEON I 2.3 V5	AGZ	10/98	⇒ 11/00
LEON I 2.3 VR5	AQN	09/00	⇒ 11/03
LEON I 2.8	BDE	05/02	⇒ 06/04
LEON I 2.8 Cupra 4	AUE	02/01	⇒ 06/06
Mii 1.0	CHYA, AHW	10/11	⇒
Mii 1.0 EcoFuel	CPGA	11/12	⇒
TOLEDO II 1.4 16V	AHW, AEH	01/00	⇒ 05/02
TOLEDO II 1.6	AEH, AUS	10/98	⇒ 07/04
TOLEDO II 1.6 16V	AUS, AGN	06/00	⇒ 05/06
TOLEDO II 1.8 20V	AGN, AGR	10/98	⇒ 07/04
TOLEDO II 1.8 20VT	AUQ	09/00	⇒ 07/04
TOLEDO II 1.8 4x4	AJQ	05/01	⇒ 04/04
TOLEDO II 1.9 TDI	AGR, CBZA	10/00	⇒ 05/06
TOLEDO II 2.3 V5	AGZ	10/98	⇒ 11/00
TOLEDO II 2.3 V5 20V	AQN	09/00	⇒ 11/03
TOLEDO IV 1.2	CGPC	07/12	⇒
TOLEDO IV 1.2 TSI	CBZA, CAXA	07/12	⇒
TOLEDO IV 1.4 TSI	CAXA, CAYB	07/12	⇒
TOLEDO IV 1.6	CFNA	07/13	⇒
TOLEDO IV 1.6 SRE	CWWA	05/15	⇒
TOLEDO IV 1.6 TDI	CAYB, CHYA	07/12	⇒

SKODA			
CITIGO 1.0	CHYA, AOV	10/11	⇒
CITIGO 1.0 CNG	CPGA	11/12	⇒
CITIGO 1.0 LPG	CHYB	10/11	⇒
FABIA 1.0	AQU, AWY	12/99	⇒ 08/02
FABIA 1.1	AWY, AME	07/01	⇒ 03/08
FABIA 1.1.2	AME, AUA	04/00	⇒ 12/07
FABIA 1.1.4 16V	AUA, AMF	12/99	⇒ 03/08
FABIA 1.1.4 TDI	AME, ATD	04/03	⇒ 03/08
FABIA 1.9 SDI	ASY	11/99	⇒ 03/08
FABIA 1.9 TDI	ATD, ASZ	01/00	⇒ 03/08
FABIA 1.9 TDI RS	ASZ, BBM	06/03	⇒ 03/08
FABIA 1.2	AZL	12/99	⇒ 03/08
FABIA II 1.2	BBM, CGPA	12/06	⇒
FABIA II 1.2 [IND]	CJLA	09/10	⇒
FABIA II 1.2 LPG	CGPA, CBZA	07/07	⇒ 11/14
FABIA II 1.2 TDI	CFWA	05/10	⇒ 12/14
FABIA II 1.2 TSI	CBZA, BXW	03/10	⇒ 12/14
FABIA II 1.4	BXW, BXW	01/07	⇒ 12/14
FABIA II 1.4 [CHN]	CDDA	12/08	⇒
FABIA II 1.4 LPG	BXW, BMS	01/07	⇒ 11/14
FABIA II 1.4 TDI	BMS, BTS	01/07	⇒ 03/10
FABIA II 1.6	BTS, CDEA	04/07	⇒ 12/14
FABIA II 1.6 [CHN]	CDEA, CAYA	12/08	⇒
FABIA II 1.6 TDI	CAYA, BLS	03/10	⇒ 12/14
FABIA II 1.9 TDI	BLS, AXP	04/07	⇒ 03/10
OCTAVIA I 1.4	AMD	04/99	⇒ 03/01
OCTAVIA I 1.4 16V	AXP, AEE	08/00	⇒ 12/10
OCTAVIA I 1.6	AEE, AGU	09/00	⇒ 12/10
OCTAVIA I 1.8 T	AGU, AGR	08/97	⇒ 12/10
OCTAVIA I 1.8 T 4x4	ARX	05/01	⇒ 05/06
OCTAVIA I 1.9 SDI	AQM	06/97	⇒ 12/03
OCTAVIA I 1.9 TDi	AGR, AGR	10/96	⇒ 12/10
OCTAVIA I 1.9 TDI 4x4	AGR, AEG	09/00	⇒ 02/06
OCTAVIA I 2.0	AEG, CDFA	04/99	⇒ 05/07
OCTAVIA I RS 1.8 T	AUQ	05/01	⇒ 01/06
OCTAVIA II 1.4	BCA	05/04	⇒ 05/06

SKODA			
OCTAVIA II 1.4 [CHN]	CFBA.	03/10	⇒
OCTAVIA II 1.6 [CHN]	CDF.A, BXX.	09/07	⇒
OCTAVIA II 1.8 [CHN]	BYJ	04/07	⇒
OCTAVIA II 2.0 [CHN]	BXX., CHZB	04/07	⇒
RAPID 1.0 TSI	CHZB, CBZA	06/17	⇒
RAPID 1.2	CGPC	07/12	⇒
RAPID 1.2 LPG	CBZA, CBZA	07/12	⇒
RAPID 1.2 TSI	CBZA, CFNA	07/12	⇒
RAPID 1.4 TDI	CUSB	05/15	⇒
RAPID 1.6	CFNA, CAYB	07/12	⇒
RAPID 1.6 SRE	CWWA	05/15	⇒
RAPID 1.6 TDI	CAYB, BME	07/12	⇒
ROOMSTER 1.2	BME, CBZA	05/06	⇒ 05/15
ROOMSTER 1.2 LPG	CGPA	03/09	⇒ 05/15
ROOMSTER 1.2 TDI	CFWA	03/10	⇒ 05/15
ROOMSTER 1.2 TSI	CBZA, BXW	03/10	⇒ 05/15
ROOMSTER 1.4	BXW, BXW	09/06	⇒ 05/15
ROOMSTER 1.4 LPG	BXW, BMS	03/10	⇒ 05/15
ROOMSTER 1.4 TDI	BMS, BTS	07/06	⇒ 03/10
ROOMSTER 1.6	BTS, CAYA	09/06	⇒ 05/15
ROOMSTER 1.6 LPG	BTS	06/06	⇒ 07/10
ROOMSTER 1.6 TDI	CAYA, AXR	03/10	⇒ 05/15
ROOMSTER 1.9 TDI	AXR, AVB	03/06	⇒ 03/10
SUPERB I 1.8 T	AWT	12/01	⇒ 03/08
SUPERB I 1.9 TDI	AVB, --	12/01	⇒ 03/08
SUPERB I 2.0	--, AYM	12/01	⇒
SUPERB I 2.0 TDI	BSS	10/05	⇒ 03/08
SUPERB I 2.5 TDI	AYM, AMX	12/01	⇒ 03/08
SUPERB I 2.8 V6	AMX, BAH	12/01	⇒ 03/08

VOLKSWAGEN (BR)			
POLO 1.0	ARA	07/02	⇒ 01/04
POLO 1.4 16V	BBY	09/02	⇒
POLO 1.6	BAH, CDCA	02/02	⇒
POLO 1.9 SDI	ASY	05/02	⇒
POLO 2.0	BBX	05/02	⇒

VW			
AMAROK 2.0 BITDI	CDCA, CDCA	09/10	⇒
AMAROK 2.0 BITDI 4motion	CDCA, CDBA	09/10	⇒
AMAROK 2.0 TDI	CDBA, CDBA	09/10	⇒
AMAROK 2.0 TDI 4motion	CDBA, CDBA	09/10	⇒
AMAROK 2.0 TDI/TDi BlueMotion	CDBA, CNEA	05/12	⇒ 10/13
AMAROK 2.0 TDI/TDi BlueMotion [ExtraEU]	CNEA, DDXA	05/12	⇒
AMAROK 2.0 TSI	CFPA	12/10	⇒
AMAROK 3.0 TDI	DDXA	06/16	⇒
AMAROK 3.0 TDI 4motion	DDXA, AHW	06/16	⇒
BORA 1.4 16V	AHW, AEH	03/00	⇒ 05/05
BORA 1.6	AEH, ATN	08/00	⇒ 05/05
BORA 1.6 16V	ATN, AGU	02/00	⇒ 05/05
BORA 1.6 FSI	BAD	01/02	⇒ 05/05
BORA 1.8	AGN	10/98	⇒ 05/05
BORA 1.8 4motion	AGN	02/99	⇒ 05/05
BORA 1.8 T	AGU, AGP	05/00	⇒ 05/05
BORA 1.9 SDi	AGP, AGR	10/98	⇒ 05/05
BORA 1.9 TDI	AGR, AGR	05/00	⇒
BORA 1.9 TDI 4motion	AGR, APK	05/00	⇒
BORA 2.0	APK, AZH	10/98	⇒ 05/05
BORA 2.0 4motion	AZH, AGZ	04/00	⇒ 05/05
BORA 2.3 V5	AGZ, AGZ	05/99	⇒ 05/05
BORA 2.3 V5 4motion	AGZ, AOP	10/00	⇒ 05/05
BORA 2.8 V6 4motion	AQP, AXB	03/99	⇒ 05/05
CAMPMOBILE 1.9 TDi	AXB, CAAB	03/04	⇒ 11/09
CAMPMOBILE 2.0 TDi	CCHB	05/10	⇒ 08/15
CAMPMOBILE 2.0 TDi BlueMotion	CAAB, AXD	04/15	⇒
CAMPMOBILE 2.0 TSi BlueMotion	CJKB	04/15	⇒
CAMPMOBILE 2.5 TDi	AXD, --	03/04	⇒ 11/09
CARAVELLE 2.0 EcoFuel	AXACNG	01/06	⇒ 03/14
CARAVELLE 3.2	BDL	11/03	⇒ 11/09
FOX 1.0	--, BJE	10/03	⇒
FOX 1.0 Alcohol	BJE, BMD	10/03	⇒
FOX 1.0 Total Flex	CCNA	03/08	⇒
FOX 1.2	BMD, BAH	04/05	⇒
FOX 1.4	BKR	04/05	⇒
FOX 1.4 TDI	BNM	04/05	⇒
FOX 1.6	BAH, BJA	10/03	⇒
FOX 1.6 Alcohol	--	10/03	⇒
FOX 1.6 Total Flex	BJA, AXP	10/03	⇒
FOX 1.9 D	ASY	12/07	⇒
GOLF IV 1.4	AXP, AHW	05/00	⇒ 06/0

VW		
GOLF IV 1.9 SDi	AGR, AGR	08/97 → 05/06
GOLF IV 1.9 TDi	AGR, AGR	10/97 → 06/06
GOLF IV 1.9 TDi 4motion	AGR, APK	02/00 → 06/06
GOLF IV 1.9 TDi GTi	ARL	06/01 → 06/06
GOLF IV 2.0	APK, AZH	07/98 → 06/06
GOLF IV 2.0 4motion	AZH, AGZ	10/00 → 06/06
GOLF IV 2.0 Bi-Fuel	BEH	02/02 → 06/06
GOLF IV 2.3 V5	AGZ, AQP	10/00 → 06/06
GOLF IV 2.3 V5 4motion	AQN	10/00 → 06/06
GOLF IV 2.8 V6 4motion	AQP, AQP	05/99 → 06/06
GOLF IV 2.8 VR6 4motion	AQP, ANY	03/99 → 06/05
GOLF VI 1.8	AGN	05/98 → 10/00
GOLF VI 1.9 TDi	AGR	07/98 → 04/02
GOLF VI 2.0 BiFuel	BEH	05/02 → 05/03
JETTA V 1.6 [CHN]	BJG	01/05 →
UP 1.0	--, M1JA	08/11 →
UP 1.0 BlueMotion	CHYB	05/16 →
UP 1.0 EcoFuel	CPGA	11/12 →
UP 1.0 GTI	DKRA	11/17 →
UP 1.0 TSi	CHZA	05/16 →
UP 1.0 TSi BlueMotion	CHZA	05/16 →
LUPO 1.2 TDi 3L	ANY, AXB	07/99 → 07/05
LUPO 1.4 TDi	AMF	01/99 → 07/05
LUPO 1.7 SDi	AKU	09/98 → 07/05
MULTIVAN 1.9 TDi	AXB, CAAA	04/03 → 11/09
MULTIVAN 2.0	AXA	11/03 → 08/15
MULTIVAN 2.0 TDi	CAAA, CAAC	09/09 →
MULTIVAN 2.0 TDi 4motion	CAAC, AXD	09/09 →
MULTIVAN 2.0 TSi	CJKB	04/15 →
MULTIVAN 2.5 TDi	AXD, AXD	04/03 → 11/09
MULTIVAN 2.5 TDi 4motion	AXD, AWU	07/04 → 11/09
MULTIVAN 3.2 V6 4motion	BKK	07/04 → 11/09
NEW BEETLE 1.4	BCA	01/03 → 09/10
NEW BEETLE 1.6	BFS	01/03 → 09/10
NEW BEETLE 1.8 T	AWU, AXR	11/01 → 09/10
NEW BEETLE 1.9 TDi	AXR, AQY	06/03 → 09/10
NEW BEETLE 2.0	AQY, BPR	09/02 → 10/10
NEW BEETLE 2.5	BPR, ANQ	07/05 → 09/10
PASSAT IV 1.6	ALZ	11/00 → 05/05
PASSAT IV 1.8 [CHN]	ANQ, AWL	03/00 →
PASSAT IV 1.8 4motion	AWM	03/01 → 05/05
PASSAT IV 1.8 T	AWM	02/01 → 08/05
PASSAT IV 1.8 T 20V	AWL, AVB	11/00 → 05/05
PASSAT IV 1.8 T 4motion	AWM	03/01 → 05/05
PASSAT IV 1.9 [CHN]	BPZ	04/08 →
PASSAT IV 1.9 TDi	AVB, ALT	02/00 → 05/05
PASSAT IV 1.9 TDi 4motion	AVF	11/00 → 05/05
PASSAT IV 2.0	ALT, BFF	11/00 → 05/05
PASSAT IV 2.0 [CHN]	BFF, BGW	06/03 →
PASSAT IV 2.0 4motion	AZM	11/00 → 05/05
PASSAT IV 2.0 TDi	BGW, AKN	12/03 → 05/05
PASSAT IV 2.3 V5	AGZ	11/00 → 05/05
PASSAT IV 2.3 V5 4motion	AZX	11/00 → 05/05
PASSAT IV 2.3 VR5	AZX	11/00 → 05/05
PASSAT IV 2.3 VR5 4motion	AZX	11/00 → 05/05
PASSAT IV 2.5 TDi	AKN, AKN	11/00 → 05/05
PASSAT IV 2.5 TDi 4motion	AKN, AMX	11/00 → 05/05
PASSAT IV 2.8	AMX, AMX	10/00 →
PASSAT IV 2.8 4motion	AMX, ATX	10/00 →
PASSAT IV 2.8 V6	ATX, BDN	09/99 → 11/00
PASSAT IV 4.0 W8 4motion	BDN, AYT	09/01 → 09/04
PASSAT 2.8	BBG	10/00 → 05/05
PHAETON 3.2 V6	AYT, CAYA	04/02 → 05/05
PHAETON 3.2 V6 4motion	BKL	02/04 → 11/08
POLO III 1.2	CGPB	03/09 → 05/14
POLO III 1.2 -/BlueMotion	CGPA	03/09 → 05/14
POLO III 1.2 TDi/TDi BlueMotion	CFWA	10/09 → 05/14
POLO III 1.2 TSi	CBZC	05/11 → 05/14
POLO III 1.2 TSi/TSi Blue-Motion	CBZB	11/09 → 05/14
POLO III 1.4	CGGB	03/09 → 05/14
POLO III 1.4 TSi	CZCA	05/16 →
POLO III 1.6 [ExtraEU]	BAH	07/03 → 07/06
POLO III 1.6 TDi	CAYA, AWY	06/09 → 05/14
POLO III 1.6 TDi/TDi BlueMotion	CAYB	06/09 → 05/14
POLO III 1.9 TDi	ATD	07/03 → 06/05
POLO IV 1.0	ARA	02/03 → 10/03
POLO IV 1.2	AWY, AZQ	01/02 → 11/09
POLO IV 1.2 12V	AZQ, BBY	10/01 → 11/09
POLO IV 1.4	BBY, AUA	08/02 →
POLO IV 1.4 16V	AUA, AMF	10/01 → 11/09
POLO IV 1.4 BiFuel	BUD	05/06 → 11/09
POLO IV 1.4 FSI	AXU	02/02 → 07/06
POLO IV 1.4 TDi	AMF, BAH	10/01 →
POLO IV 1.6	BAH, ASZ	08/02 →
POLO IV 1.6 16V	BTS	05/06 → 11/09

VW		
POLO IV 1.8 GTi	BJX	09/05 → 11/09
POLO IV 1.8 GTi Cup Edition	BBU	05/06 → 11/09
POLO IV 1.9 SDi	ASY	10/01 →
POLO IV 1.9 TDi	ASZ, CGPA	10/01 → 11/09
POLO IV 2.0	BBX	09/02 →
POLO V 1.2	CGPA, CBZB	06/09 →
POLO V 1.2 [IND]	CJLA	08/11 →
POLO V 1.2 TDi	CFWA	10/09 →
POLO V 1.2 TSi	CBZB, CDDA	11/09 →
POLO V 1.4	CDDA, CWXA	03/09 → 05/14
POLO V 1.4 BiFuel	CMAA	03/10 → 01/11
POLO V 1.4 TSi	CPTA	10/12 →
POLO V 1.4 TSi [RUS]	CZCA	05/14 →
POLO V 1.5 TDi [IND]	CWXA, CFNA	05/14 →
POLO V 1.6	CFNA, CAYA	01/10 →
POLO V 1.6 BiFuel	CNKA	01/11 →
POLO V 1.6 TDi	CAYA, AJH	06/09 →
POLO V 2.0 R WRC	CDLJ	08/13 →
SHARAN I 1.8 T 20V	AJH, 1Z	09/97 → 03/10
SHARAN I 1.9 TDi	1Z, AUY	04/00 → 03/10
SHARAN I 1.9 TDi 4motion	AUY, ADY	04/00 → 03/10
SHARAN I 2.0	ADY, BAH	09/95 → 03/10
SHARAN I 2.0 LPG	ATM	04/06 → 03/10
SHARAN I 2.0 TDi	BRT	11/05 → 03/10
SHARAN I 2.8 V6 24V	AYL	04/00 → 03/10
SHARAN I 2.8 V6 24V 4motion	AYL	04/00 → 03/10
SPACEFOX / SPACE CROSS 1.6	BAH, BPA	03/06 →
SPACEFOX / SPACE CROSS 1.6 FSI	BPA, BPA	03/06 →
SPACEFOX / SPACE CROSS 1.6 Total Flex	BPA, BAG	03/06 →
SPACEFOX / SPACE CROSS 1.9 SDi	ASY	09/07 →
TOURAN I 1.4 [CHN]	CFBA	04/09 →
TOURAN I 1.6 FSI	BAG, BPL	02/03 → 01/07
TOURAN I 1.8 [CHN]	BPL-, AXW	02/08 →
TOURAN I 1.9 TDi	AVQ	02/03 → 05/04
TOURAN I 2.0 FSI	AXW, AXB	10/03 → 05/10
TOURAN I 2.0 TDi [CHN]	CGZA	04/09 →
TRANSPORTER V 1.9 TDi	AXB, AXACNG	04/03 → 11/09
TRANSPORTER V 2.0	AXA	11/03 → 08/15
TRANSPORTER V 2.0 BitDi	CFCA	09/09 → 08/15
TRANSPORTER V 2.0 BitDi 4motion	CFCA	09/09 → 08/15
TRANSPORTER V 2.0 EcoFuel	AXACNG, CAAA	11/03 → 08/15
TRANSPORTER V 2.0 TDi	CAAA, CAAC	09/09 → 08/15
TRANSPORTER V 2.0 TDi 4motion	CAAC, CJK	09/09 → 08/15
TRANSPORTER V 2.0 TSi	CJKA, AXD	05/11 → 08/15
TRANSPORTER V 2.5 TDi	AXD, AXD	04/03 → 11/09
TRANSPORTER V 2.5 TDi 4motion	AXD, BDL	04/04 → 11/09
TRANSPORTER V 3.2	BDL	03/04 → 06/05
TRANSPORTER V 3.2 4motion	BDL, CAAA	11/03 → 11/09
TRANSPORTER V 3.2 V6 4motion	BKK	11/03 → 11/09
TRANSPORTER VI 2.0 TDi	CAAA, CAAC	04/15 →
TRANSPORTER VI 2.0 TDi 4motion	CAAC, CJK	06/15 →
TRANSPORTER VI 2.0 TSi	CJKA, --	04/15 →
TRANSPORTER VI 2.0 TSi 4motion	CJKA	06/15 →

7.1221

3

BRAKE/CLUTCH PEDAL SWITCHES

Adatt./Suitable:

FORD

1 230 986
1 343 269
3M5T-7C534-AB
4M5T-7C534-AA

FORD USA

1 343 269
4M5T-7C534-AA

LAND ROVER

LR000369

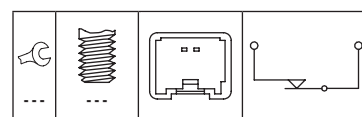

MAZDA

B51A-66-49Y

VOLVO

30752408
8691593

MARKET DIFFUSION: HIGH



FORD

B-MAX 1.0 EcoBoost	M1JA, SPJD	10/12 →
B-MAX 1.4	SPJD, RUC	10/12 →
B-MAX 1.4 LPG	RUC, UGJC	08/13 →
B-MAX 1.5 TDCi	UGJC, HWDA	10/12 →
B-MAX 1.6 TDCi	T3JB	10/12 →
C-MAX I 1.6	HWDA, G8DA	02/07 → 09/10
C-MAX I 1.6 TDCi	G8DA, --	02/07 → 09/10
C-MAX I 1.6 Ti-VCT	--, QQDA	03/07 →
C-MAX I 1.8	QQDA, KKDA	02/07 → 09/10
C-MAX I 1.8 Flexifuel	Q7DA	02/07 → 09/10
C-MAX I 1.8 TDCi	KKDA, AODA	02/07 → 09/10
C-MAX I 2.0	AODA, SYDA	02/07 → 09/10
C-MAX I 2.0 CNG	SYDA, G6DA	04/09 → 09/10
C-MAX I 2.0 LPG	SYDA	06/08 → 09/10
C-MAX I 2.0 TDCi	G6DA, --	02/07 → 09/10
C-MAX II 1.6 EcoBoost	--, M8DB	10/12 →
C-MAX II 1.5 16V	--	03/15 →
C-MAX II 1.5 EcoBoost	M8DB, XWDA	03/15 →
C-MAX II 1.5 TDCi	XWDA, JQDA	03/15 →
C-MAX II 1.5 TDCi Econetic	AEDA	03/15 →
C-MAX II 1.6	--	12/10 →
C-MAX II 1.6 CNG	MUDACNG	01/13 →
C-MAX II 1.6 EcoBoost	JQDA, MUDA	12/10 →
C-MAX II 1.6 Flexifuel	MUDA, MUDA	02/11 →
C-MAX II 1.6 LPG	MUDA, T1DA	02/12 →
C-MAX II 1.6 TDCi	T1DA, IQDA	12/10 →
C-MAX II 1.6 Ti	IQDA, --	12/10 →
C-MAX II 2.0 TDCi	--, 10FDOX	04/10 →
ECOSPORT 1.0 EcoBoost	10FDOX, UGJE	10/13 →
ECOSPORT 1.5 TDCi	UGJE, ZTJA	10/13 →
ECOSPORT 1.5 TDCi EcoBlue 4x4	ZTJA, UEJB	11/17 →
ECOSPORT 1.5 Ti-VCT [ExtraEU]	UEJB, HXJD	10/13 →
ECOSPORT 1.6 Ti-VCT	HXJD, STJA	08/12 →
ECOSPORT 2.0 4x4	C20HDEA	08/12 →
FIESTA IV 1.2	STJA, SPJA	08/08 → 12/12
FIESTA IV 1.4	SPJA, HXJA	10/08 → 12/12
FIESTA IV 1.6 Ti-VCT	HXJA, P4JA	10/08 → 12/12
FIESTA VI 1.0	P4JA, M1JE	10/12 →
FIESTA VI 1.0 EcoBoost	M1JE, Y1JA	09/12 →
FIESTA VI 1.0 Sport	Y1JA, SNJB	05/14 →
FIESTA VI 1.2 LPG	SNJB, SNJA	01/11 →
FIESTA VI 1.25	SNJA, --	06/08 →
FIESTA VI 1.4	--, RTJA	06/08 →
FIESTA VI 1.4 LPG	RTJA, F6JB	01/09 →
FIESTA VI 1.4 TDCi	F6JB, UGJC	01/09 →
FIESTA VI 1.5 TDCi	UGJC, JTJA	09/12 →
FIESTA VI 1.6	TJJA	03/15 →
FIESTA VI 1.6 EcoBoost	--	01/13 →
FIESTA VI 1.6 ST	JTJA, HHJC	03/13 →
FIESTA VI 1.6 ST200	JTJC	04/16 →

FORD		
FIESTA VI 1.6 TDCi	HHJC, --	06/08 →
FIESTA VI 1.6 TDCi SOHC	--	02/10 →
FIESTA VI 1.6 Ti	--, M1JL	06/08 →
FIESTA VII 1.0 EcoBoost	M1JL, XPJA	01/17 →
FIESTA VII 1.1	XPJA, XUJC	01/17 →
FIESTA VII 1.5 ST EcoBoost	YZJA	04/18 →
FIESTA VII 1.5 TDCi	XUJC, HWDA	01/17 →
FOCUS I 1.6 TDCi	T3DA, ASDA	01/11 →
FOCUS II 1.4	ASDA, HWDA	07/04 → 09/12
FOCUS II 1.6	HWDA, G8DA	07/04 → 09/12
FOCUS II 1.6 LPG	SIDA	10/09 → 09/12
FOCUS II 1.6 TDCi	G8DA, HXDA	07/04 → 09/12
FOCUS II 1.6 Ti	HXDA, --	07/04 → 09/12
FOCUS II 1.6 Ti-VCT	--, Q7DA	09/05 →
FOCUS II 1.8	Q7DA, --	03/06 → 09/12
FOCUS II 1.8 FlexiFuel	--, KKDA	12/05 → 09/12
FOCUS II 1.8 TDCi	KKDA, AODA	07/04 → 09/12
FOCUS II 2.0	AODA, G6DA	07/04 → 09/12
FOCUS II 2.0 CNG	SYDA	04/09 → 07/11
FOCUS II 2.0 Flex	SYDA	10/08 → 03/10
FOCUS II 2.0 LPG	SYDA	06/08 → 07/11
FOCUS II 2.0 TDCi	G6DA, M1DA	07/04 → 09/12
FOCUS II 2.5 RS	JZDA	01/09 → 07/11
FOCUS II 2.5 RS 500	JZDA	05/10 → 07/11
FOCUS II 2.5 ST	HYDA	10/05 → 09/12
FOCUS III 1.0 EcoBoost	M1DA, M8DA	02/12 →
FOCUS III 1.0 GTDI	--	07/12 →
FOCUS III 1.5 DiTC SIGMA A	--	09/14 →
FOCUS III 1.5 EcoBoost	M8DA, XWDA	09/14 →
FOCUS III 1.5 TDCi	XWDA, AEDA	09/14 →
FOCUS III 1.5 TDCi ECOnetic	AEDA, JQDA	09/14 →
FOCUS III 1.6 EcoBoost	JQDA, MUDA	07/10 →
FOCUS III 1.6 FlexiFuel	MUDA, MUDA	07/10 →
FOCUS III 1.6 LPG	MUDA, NGDA	02/12 →
FOCUS III 1.6 TDCi	NGDA, NGDA	07/10 →
FOCUS III 1.6 TDCi ECOnetic	NGDA, IQDA	05/12 →
FOCUS III 1.6 Ti	IQDA, R9DA	07/10 →
FOCUS III 1.6 Ti-VCT	--	07/10 →
FOCUS III 2.0	XQDA	10/13 →
FOCUS III 2.0 DiTIVCT	--	04/11 →
FOCUS III 2.0 GDi	MGDA	08/11 →
FOCUS III 2.0 ST	R9DA, T7DA	07/12 →
FOCUS III 2.0 TDCi	T7DA, --	07/10 →
FOCUS III 2.0 TDCi ST	T8DA	11/14 →
FOCUS III 2.0 Ti-GDi	MGDA	07/10 →
FOCUS III 2.3 RS AWD	YVDA	07/15 →
FOCUS C-MAX 1.6	HWDA, G8DA	10/03 → 03/07
FOCUS C-MAX 1.6 TDCi	G8DA, HXDA	10/03 → 03/07
FOCUS C-MAX 1.6 Ti	HXDA, CSDA	08/04 → 03/07
FOCUS C-MAX 1.8	CSDA, AODA	10/03 → 03/07
FOCUS C-MAX 1.8 FlexiFuel	Q7DA	01/06 → 03/07
FOCUS C-MAX 1.8 TDCi	KKDA	01/05 → 03/07
FOCUS C-MAX 2.0	AODA, G6DA	03/04 → 03/07
FOCUS C-MAX 2.0 TDCi	G6DA, T3DA	10/03 → 03/07
GALAXY II 1.6 EcoBoost	--, T1WA	11/10 →
GALAXY II 1.6 TDCi	T1WA, FFWA	02/11 → 06/15
GALAXY II 1.8 TDCi	FFWA, AOWA	05/06 → 06/15
GALAXY II 2.0	AOWA, TNWA	05/06 → 06/15
GALAXY II 2.0 EcoBoost	TNWA, TBWA	03/10 →
GALAXY II 2.0 FlexiFuel	TBWA, --	05/06 → 06/15
GALAXY II 2.0 TDCi	--, KNWA	05/06 →
GALAXY II 2.0 TDCi CR TC	--	03/10 →
GALAXY II 2.0 TDCi DSL	--	03/10 →
GALAXY II 2.2 TDCi	KNWA, M1DA	03/08 → 06/15
GALAXY II 2.3	SEWA	09/07 → 06/15
GALAXY II 2.5 ST	HUWA	05/06 →
GRAND C-MAX 1.0 EcoBoost	M1DA, AEDA	10/12 →
GRAND C-MAX 1.5 EcoBoost	M8DB	03/15 →
GRAND C-MAX 1.5 TDCi	AEDA, JQDA	03/15 →
GRAND C-MAX 1.6 EcoBoost	JQDA, T1DA	12/10 →
GRAND C-MAX 1.6 TDCi	T1DA, IQDA	12/10 →
GRAND C-MAX 1.6 Ti	IQDA, T7DB	12/10 →
GRAND C-MAX 2.0 TDCi	T7DB, B2KA	12/10 →
KA+ 1.2	B2KA, --	06/16 →
KA+ 1.5 TDCi	--	01/16 →
KUGA I 2.0 TDCi	--, G6DG	03/08 →
KUGA I 2.0 TDCi 4x4	G6DG, HYDB	03/08 → 11/12
KUGA I 2.0 TDCi CR TC	--	03/10 →
KUGA I 2.5	HYDB, BNMA	03/09 → 11/12
KUGA I 2.5 4x4	HYDB	03/09 →
KUGA II 1.5 16V	--	03/13 →
KUGA II 1.5 EcoBoost	BNMA, --	09/14 →
KUGA II 1.5 EcoBoost 4x4	M9MA	09/14 →
KUGA II 1.5 TDCi	--, --	07/16 →
KUGA II 1.6 EcoBoost	--, JQMA	01/13 →
KUGA II 1.6 EcoBoost 4x4	JQMA, T7MA	03/13 →
KUGA II 2.0 4x4	--	03/13 → 06/16
KUGA II 2.0 EcoBoost	--	03/13 →

FORD		
KUGA II 2.0 TDCi	T7MA, T7MA	03/13 →
KUGA II 2.0 TDCi 4x4	T7MA, --	03/13 →
KUGA II 2.5	--, T1BA	09/13 →
KUGA II 2.5 PFI	--	03/13 →
MONDEO I 1.6 EcoBoost	JTBA	11/10 → 09/14
MONDEO I 1.6 TDCi ECOnetic	T1BA, TNBA	03/13 → 09/14
MONDEO I 2.0	A0BC	03/07 → 09/14
MONDEO I 2.0 EcoBoost	TNBA, KLBA	03/10 → 09/14
MONDEO I 2.0 TDCi	KLBA, JTBA	03/07 → 09/14
MONDEO III 1.6 EcoBoost	JTBA, T1BA	11/10 → 01/15
MONDEO III 1.6 TDCi	T1BA, FFBA	12/10 → 01/15
MONDEO III 1.8 TDCi	FFBA, A0BA	03/07 → 01/15
MONDEO III 2.0	A0BA, TBBA	03/07 → 01/15
MONDEO III 2.0 EcoBoost	TPBA	03/10 → 01/15
MONDEO III 2.0 FlexiFuel	TBBA, AZBA	03/09 → 01/15
MONDEO III 2.0 LPG	TBBA	07/09 → 01/15
MONDEO III 2.0 SCTi	TNBA	03/10 → 01/15
MONDEO III 2.0 TDCi	AZBA, KNBA	03/07 → 01/15
MONDEO III 2.2 TDCi	KNBA, --	03/08 → 01/15
MONDEO III 2.5	HUBA	03/07 → 01/15
RANGER VI 2.2 TDCi	--, --	04/11 →
RANGER VI 2.2 TDCi 4x4	--, GBVAF	04/11 →
RANGER VI 2.5 i	GBVAF, GBVAF	11/11 →
RANGER VI 2.5 i 4x4	GBVAF, --	11/11 →
RANGER VI 3.2 TDCi 4x4	SAFA	04/11 →
S-MAX I 1.6 EcoBoost	--, T1WA	02/11 →
S-MAX I 1.6 TDCi	T1WA, FFWA	02/11 → 12/14
S-MAX I 1.8 TDCi	FFWA, AOWA	05/06 → 12/14
S-MAX I 2.0	AOWA, TNWA	05/06 → 12/14
S-MAX I 2.0 EcoBoost	TNWA, TBWA	03/10 → 12/14
S-MAX I 2.0 FlexiFuel	AZWA, AZWA	05/06 → 12/14
S-MAX I 2.0 TDCi	TBWA, KNWA	05/06 → 12/14
S-MAX I 2.0 TDCi CR TC	--	03/10 →
S-MAX I 2.0 TDCi DSL	--	03/10 →
S-MAX I 2.2 TDCi	KNWA, EYPA	03/08 → 12/14
S-MAX I 2.3	SEWA	07/07 → 12/14
S-MAX I 2.5 ST	HUWA	05/06 → 12/14
TOURNEO CONNECT I 1.8 16V	EYPA, HCPA	06/02 → 12/13
TOURNEO CONNECT I 1.8 TDCi	HCPA, BHPA	06/02 → 12/13
TOURNEO CONNECT I 1.8 TDCi /TDDi/DI	BHPA, M2GA	06/02 → 12/13
TOURNEO CONNECT II 1.0 EcoBoost	M2GA, --	11/13 →
TOURNEO CONNECT II 1.5 TDCi	--, --	09/13 →
TOURNEO CONNECT II 1.6 EcoBoost	--, T1GA	09/13 →
TOURNEO CONNECT II 1.6 TDCi	T1GA, SFCA	09/13 →
TOURNEO CONNECT II 2.5	--	09/13 →
TOURNEO COURIER 1.0 EcoBoost	SFCA, UGCA	02/14 →
TOURNEO COURIER 1.5 TDCi	UGCA, T3CA	02/14 →
TOURNEO COURIER 1.6 TDCi	T3CA, --	02/14 →
TOURNEO CUSTOM 2.0 TDCi	--, CVFF	04/12 →
TOURNEO CUSTOM 2.2 TDCi	CVFF, EYPA	04/12 →
TRANSIT IV 2.0 TDCi	YLF6, YMR6	03/16 →
TRANSIT IV 2.0 TDCi 4x4	YMR6, --	01/17 →
TRANSIT IV 2.0 TDCi RWD	--, --	03/16 →
TRANSIT IV 2.2 TDCi	--, CV24	08/13 →
TRANSIT IV 2.2 TDCi 4x4	CV24, CV24	08/13 →
TRANSIT IV 2.2 TDCi RWD	CV24, C23HD0D	08/13 →
TRANSIT 1.8 CNG	EYPCNG	05/02 → 12/13
TRANSIT CONNECT I 1.8 16V	EYPA, EYPA	06/02 → 12/13
TRANSIT CONNECT I 1.8 16V LPG	EYPA, BHPA	06/02 → 12/13
TRANSIT CONNECT I 1.8 Di	BHPA, HCPA	06/02 → 12/13
TRANSIT CONNECT I 1.8 TDCi	HCPA, M2GA	06/02 → 12/13
TRANSIT CONNECT II 1.0 EcoBoost	M2GA, --	02/13 →
TRANSIT CONNECT II 1.5 TDCi	--, --	02/13 →
TRANSIT CONNECT II 1.6 EcoBoost	--, T1GA	02/13 →
TRANSIT CONNECT II 1.6 TDCi	T1GA, SFCA	02/13 →
TRANSIT CONNECT II 2.5	--	02/13 →
TRANSIT COURIER 1.0 EcoBoost	SFCA, UGCA	02/14 →
TRANSIT COURIER 1.5 TDCi	UGCA, T3CA	02/14 →
TRANSIT COURIER 1.6 TDCi	T3CA, --	02/14 →
TRANSIT CUSTOM 2.0 TDCi	--, CVFF	04/12 →
TRANSIT CUSTOM 2.2 TDCi	CVFF, YLF6	04/12 →

FORD USA

MUSTANG 2.3 EcoBoost	C23HD0D, MF8F	01/15 →
MUSTANG 5.0 GT Ti-VCT [ExtraEU]	MF8F	12/14 →
MUSTANG 5.0 V8	MF8F, 204DTD	01/15 →

LAND ROVER

DISCOVERY IV 2.0 D	204DTD	08/15 →
DISCOVERY IV 2.0 D 4x4	204DTD, 224DT	12/14 →

LAND ROVER		
DISCOVERY IV 2.2 D 4x4	224DT	09/14 →
FREELANDER 2 2.2 eD4	224DT, 224DT	08/10 → 10/14
FREELANDER 2 2.2 SD4 4x4	224DT	08/10 → 10/14
FREELANDER 2 2.2 TD4 4x4	224DT, AJ200D	10/06 → 10/14
FREELANDER 2 3.2 4x4	B6324S	10/06 → 10/14
RANGE ROVER EVOQUE 2.0 4x4	204PT	06/11 →
RANGE ROVER EVOQUE 2.0 D	AJ200D	06/15 →
RANGE ROVER EVOQUE 2.0 D 4x4	AJ200D, B5254T3	05/15 →
RANGE ROVER EVOQUE 2.2 SD4	224DT	06/11 →
RANGE ROVER EVOQUE 2.2 TD4	224DT	06/11 →

MAZDA

BT-50 2.2 MZR-CD	U2	10/11 →
------------------	----	---------

VOLVO

C30 1.6	B416453	10/06 → 12/12
C30 1.6 D	D4164T	10/06 → 12/12
C30 1.6 D2	D4162T	10/10 → 12/12
C30 1.8	B4184S11	10/06 → 12/12
C30 1.8 FlexFuel	B4184S8	01/07 → 12/12
C30 2.0	B420453	10/06 → 12/12
C30 2.0 D	D4204T	10/06 → 12/12
C30 2.0 FlexFuel	B420454	01/10 → 12/12
C30 2.4 i	B524454	10/06 → 12/12
C30 T5	B5254T3, B5254T3	10/06 → 12/12
C70 II 2.0 D	D4204T	01/08 → 10/09
C70 II 2.4	B524455	03/06 → 10/09
C70 II 2.4 i	B524454	03/06 → 10/09
C70 II D3	D5204T5	10/10 → 06/13
C70 II D4	D5204T	10/10 → 06/13
C70 II T5	B5254T3, D5204T2	03/06 → 10/09
S40 II 1.6	B416453	01/05 → 12/12
S40 II 1.6 D	D4164T	01/05 → 12/12
S40 II 1.6 D2	D4162T	10/10 → 12/12
S40 II 1.8	B4184S11	04/04 → 12/10
S40 II 1.8 FlexFuel	B4184S8	01/06 → 12/10
S40 II 2.0	B420453	10/06 → 12/12
S40 II 2.0 CDI	D4204T2	07/05 → 12/06
S40 II 2.0 D	D4204T	01/04 → 12/10
S40 II 2.0 D4	D4204T2	07/05 → 12/12
S40 II 2.0 F	B420454	10/09 → 12/12
S80 I 2.0 D3/D4	D5204T2, D5244T14	09/10 →
S80 II 1.6 D DRIVE	D4164T	01/10 → 12/11
S80 II 1.6 DRIVE	D4162T	06/11 →
S80 II 2.0	B420453	01/08 → 09/12
S80 II 2.0 FlexFuel	B420454	01/08 → 12/11
S80 II 2.0 T	B4204T6	01/10 →
S80 II 2.0 TDi	D4204T	02/08 → 03/11
S80 II 2.4 D	D5244T14, B5254T10	03/06 →
S80 II 2.5 T	B5254T10, B5254T11	03/06 → 12/12
S80 II 2.5 T AWD	B5254T6	10/06 → 04/09
S80 II 2.5 T FlexFuel	B5254T11, D5244T10	05/08 → 12/11
S80 II D3	D5204T7	05/12 →
S80 II D4	D4204T5	09/13 →
S80 II D5	D5244T10, D5244T10	03/06 →
S80 II D5 AWD	D5244T10, B5204T9	01/07 →
S80 II T4	B4164T	10/10 →
S80 II T4F	B4164T2	05/11 →
S80 II T5	B4204T7	10/10 →
V50 1.6	B416453	01/05 → 12/12
V50 1.6 D	D4164T	01/05 → 12/11
V50 1.6 D2	D4162T	01/10 → 12/12
V50 1.8	B4184S11	04/04 → 12/10
V50 1.8 FlexFuel	B4184S8	01/05 → 12/10
V50 2.0	B420453	10/06 → 12/12
V50 2.0 CDI	D4204T2	12/03 → 12/06
V50 2.0 D	D4204T	04/04 → 12/10
V50 2.0 FlexFuel	B420454	01/10 → 12/12
V50 D3	D5204T5	10/10 → 12/12
V50 D4	D5204T	10/10 → 12/12
V70 III 1.6 D	D4164T	07/09 → 12/11
V70 III 1.6 DRIVE / D2	D4162T	04/11 → 12/15
V70 III 1.6 T4F	B4164T2	01/11 → 12/15
V70 III 2.0	B420453	10/07 → 12/11
V70 III 2.0 BiFuel	B5204T9, D5244T14	03/13 → 12/15
V70 III 2.0 D	D4204T	10/07 → 12/15
V70 III 2.0 D3 DRIVE	D5204T7	09/13 →
V70 III 2.0 D4/D4 DRIVE	D5204T3	09/13 →
V70 III 2.0 FlexiFuel	B420454	01/08 → 12/11
V70 III 2.0 T	B4204T6	09/09 → 12/11
V70 III 2.0 T5	B4204T7	11/10 →
V70 III 2.4 D	D5244T14, D5244T11	04/07 → 12/10
V70 III 2.4 D5	D5244T11, B5254T10	09/13 →
V70 III 2.5 T	B5254T10, B5254T11	08/07 → 12/12
V70 III 2.5 T FlexiFuel	B5254T11, D4204T9	05/08 → 12/11
V70 III D2	D4204T20	03/15 →

VOLVO		
V70 III D3	D4204T9, D5204T2	10/07 →
V70 III D3 / D4	D5204T2, D5244T10	03/10 → 12/15
V70 III D4	D4204T5	10/13 →
V70 III D5	D5244T10, D5244T11	04/07 →
V70 III D5 AWD	D5244T11, B4164T	04/07 → 12/15
V70 III T4	B4164T, D5244T16	10/10 →
XC70 II 2.4 D	D5244T14	06/09 → 12/10
XC70 II 2.4 D / D4 AWD	D5244T16, D5204T2	08/10 →
XC70 II D3	D5204T2, D5244T10	04/07 → 12/15
XC70 II D3 AWD	D5204T2	08/11 →
XC70 II D4	D4204T5	10/13 →
XC70 II D4 AWD	D5244T12	10/13 →
XC70 II D5 AWD	D5244T10, M166.940	04/07 →

7.1222



1

BRAKE/CLUTCH PEDAL SWITCHES

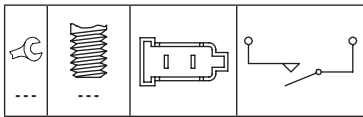
Adatt./Suitable:

MERCEDES-BENZ
A 004 545 21 14
A 006 545 10 14

VW

2E0 907 457
2E0 907 457 A

MARKET DIFFUSION: HIGH



MERCEDES-BENZ		
B-SERIES B150 BlueEFFICIENCY	M266.920	01/09 → 11/11
B-SERIES B180 CDI	OM651.930	07/14 →
B-SERIES B200 Flexfuel	M270.910	11/11 →
CLASSE V 200 CDI	OM611.980	03/99 → 07/03
CLASSE V 200 CDI / d	OM651.950	03/14 →
CLASSE V 220 CDI	OM611.980	03/99 → 07/03
CLASSE V 220 CDI / d	OM651.950	03/14 →
CLASSE V 230	M111.980	10/96 → 07/03
CLA-SERIES CLA250 Flexfuel	M270.920	01/13 →
CLASSE A I A 140	M166.940, OM668.940	01/01 → 08/04
CLASSE A I A 160	M166.960	07/97 → 08/04
CLASSE A I A 160 CDI	OM668.940, OM668.940	02/01 → 08/04
CLASSE A I A 170 CDI	OM668.940, OM651.901	02/01 → 08/04
CLASSE A I A 190	M166.990	03/99 → 08/04
CLASSE A I A 210	M166.995	12/01 → 08/04
CLASSE A II A 150	M266.920	09/04 → 06/12
CLASSE A II A 160	M266.920	04/09 → 06/12
CLASSE A II A 160 CDI	OM640.942	09/04 → 06/12
CLASSE A II A 170	M266.940	09/04 → 06/12
CLASSE A II A 180	M266.940	04/09 → 06/12
CLASSE A II A 180 CDI	OM640.940	09/04 → 06/12
CLASSE A II A 200	M266.960	09/04 → 06/12
CLASSE A II A 200 CDI	OM640.941	09/04 → 06/12
CLASSE A II A 200 TURBO	M266.980	09/05 → 06/12
CLASSE A II E-CELL	EM780.992	12/10 → 06/12
CLASSE A III A 160	M270.910	07/15 →
CLASSE A III A 160 CDI / d	OM607.951	06/13 →
CLASSE A III A 180	M270.910	06/12 →
CLASSE A III A 180 CDI	OM651.901, OM651.930	06/12 →
CLASSE A III A 180 CDI / d	OM607.951	06/12 →
CLASSE A III A 200	M270.910	06/12 →
CLASSE A III A 200 CDI	OM651.901	06/12 →
CLASSE A III A 200 CDI / d	OM651.930	02/14 →
CLASSE A III A 200 CDI / d 4-matic	OM651.930	02/14 →
CLASSE A III A 220 4-matic	M270.920	05/14 →
CLASSE A III A 220 CDI	OM651.930, M270.920	09/12 →
CLASSE A III A 220 CDI 4-matic	OM651.930	09/12 →
CLASSE A III A 250	M270.920, 266960NGT	06/12 →
CLASSE A III A 250 4-matic	M270.920	06/12 → 06/15
CLASSE B I B 150	M266.920	03/05 → 11/11
CLASSE B I B 160	M266.920	04/09 → 11/11
CLASSE B I B 170	M266.940	03/05 → 11/11

MERCEDES-BENZ		
CLASSE B I B 170 NGT	266960NGT, 266960NGT	04/08 → 11/11
CLASSE B I B 180	M266.940	04/09 → 11/11
CLASSE B I B 180 CDI	OM640.940	03/05 → 11/11
CLASSE B I B 180 NGT	266960NGT, OM651.901	04/08 → 11/11
CLASSE B I B 200	M266.960	03/05 → 11/11
CLASSE B I B 200 CDI	OM640.941	03/05 → 11/11
CLASSE B I B 200 TURBO	M266.980	03/05 → 11/11
CLASSE B I B 160	M270.910	07/15 →
CLASSE B I B 160 CDI / d	OM607.951	05/13 →
CLASSE B I B 180	M270.910	11/11 →
CLASSE B I B 180 CDI	OM651.901, 270920NGT	11/11 →
CLASSE B I B 180 CDI / d	OM607.951	02/13 →
CLASSE B I B 200	M270.910	11/11 →
CLASSE B I B 200 CDI	OM651.901	11/11 →
CLASSE B I B 200 CDI / d	OM651.930	08/14 →
CLASSE B I B 200 CDI / d 4-matic	OM651.930	08/14 →
CLASSE B I B 200 Natural Gas Drive / B 200 c	270920NGT, OM651.930	11/12 →
CLASSE B I B 220 4-matic	M270.920	05/13 →
CLASSE B I B 220 CDI / d	OM651.930, M111.920	11/11 →
CLASSE B I B 250	M270.920	05/12 →
CLASSE B I B 250 4-matic	M270.920	08/14 →
CLASSE C I C 180	M111.920, M111.920	03/93 → 05/00
CLASSE C I C 180 T	M111.920, M111.941	09/00 → 03/01
CLASSE C I C 200	M111.941, OM601.913	01/94 → 05/00
CLASSE C I C 200 CDI	OM611.960	03/98 → 05/00
CLASSE C I C 200 D	OM601.913, M111.944	03/93 → 05/00
CLASSE C I C 200 Kompressor	M111.944, M111.944	10/95 → 05/00
CLASSE C I C 200 T	M111.941	06/96 → 03/01
CLASSE C I C 200 T CDI	OM611.960	03/98 → 03/01
CLASSE C I C 200 T D	OM604.915	10/96 → 03/01
CLASSE C I C 200 T Kompressor	M111.944, OM604.910	09/00 → 03/01
CLASSE C I C 220	M111.961	03/93 → 05/00
CLASSE C I C 220 CDI	OM611.960	09/97 → 05/00
CLASSE C I C 220 D	OM604.910, OM604.910	08/93 → 05/00
CLASSE C I C 220 T CDI	OM611.960	09/97 → 03/01
CLASSE C I C 220 T D	OM604.910, M112.910	06/96 → 09/98
CLASSE C I C 230	M111.974	06/96 → 06/97
CLASSE C I C 230 Kompressor	M111.975	10/95 → 05/00
CLASSE C I C 230 T	M111.974	06/96 → 06/98
CLASSE C I C 230 T Kompressor	M111.975	06/97 → 09/00
CLASSE C I C 240	M112.910	06/97 → 05/00
CLASSE C I C 240 T	M112.910, M104.941	09/00 → 03/01
CLASSE C I C 250 D	OM605.910	05/93 → 05/00
CLASSE C I C 250 Turbo-D	OM605.960	06/96 → 03/01
CLASSE C I C 250 Turbo-D	OM605.960	10/95 → 05/00
CLASSE C I C 280	M104.941, OM611.962	05/93 → 05/00
CLASSE C I C 280 T	M112.920	06/97 → 03/01
CLASSE C I C 36 AMG	M104.941(AMG3.6)	05/94 → 05/00
CLASSE C I C 43 AMG	M113.944	08/97 → 03/01
CLASSE C I C 160 Kompressor	M271.921	05/02 → 05/08
CLASSE C II C 180	M111.951	10/00 → 05/02
CLASSE C II C 180 Kompressor	M271.946	05/02 → 05/08
CLASSE C II C 200 CDI	OM611.962, M111.955	09/00 →
CLASSE C II C 200 CGI Kompressor	M271.942	03/03 → 05/08
CLASSE C II C 200 Kompressor	M111.955, OM611.962	05/00 → 05/08
CLASSE C II C 220 CDI	OM611.962, M111.981	05/00 → 05/08
CLASSE C II C 230	M272.920	01/05 → 05/08
CLASSE C II C 230 Kompressor	M111.981, M271.820	03/01 → 05/08
CLASSE C II C 240	M112.912	05/00 → 08/07
CLASSE C II C 240 4-matic	M112.916	07/02 → 08/07
CLASSE C II C 270 CDI	OM612.962	12/00 → 08/07
CLASSE C II C 280	M272.940	01/05 → 08/07
CLASSE C II C 280 4-matic	M272.941	01/05 → 08/07
CLASSE C II C 30 CDI AMG	OM612.990	09/02 → 05/08
CLASSE C II C 32 AMG Kompressor	M112.961	02/01 → 08/07
CLASSE C II C 320	M112.946	05/00 → 05/08
CLASSE C II C 320 4-matic	M112.953	07/02 → 08/07
CLASSE C II C 320 CDI	OM642.910	01/05 → 08/07
CLASSE C II C 350	M272.960	01/05 → 05/08
CLASSE C II C 350 4-matic	M272.970	01/05 → 08/07
CLASSE C II C 55 AMG	M113.988	02/04 → 08/07
CLASSE C III C 180	M271.820, M271.820	06/11 →
CLASSE C III C 180 CDI	OM651.913	01/11 → 08/14
CLASSE C III C 180 CGI	M271.820, M271.820	01/07 → 08/14
CLASSE C III C 180 Kompressor	M271.820, OM646.811	01/07 → 08/14
CLASSE C III C 200	M271.820	05/11 → 01/14
CLASSE C III C 200 CDI	OM646.811, M271.820	01/07 → 01/14
CLASSE C III C 200 CGI	M271.820, M271.820	01/07 →
CLASSE C III C 200 Kompressor	M271.820, OM646.811	01/07 → 08/14
CLASSE C III C 220 CDI	OM646.811, OM642.830	01/07 →

MERCEDES-BENZ		
CLASSE C III C 220 CDI 4-matic	OM651.912	02/13 → 08/14
CLASSE C III C 230	M272.921	01/07 → 08/14
CLASSE C III C 230 4-matic	M272.911	07/07 → 01/14
CLASSE C III C 250	M272.921	01/07 →
CLASSE C III C 250 4-matic	M272.911	07/07 →
CLASSE C III C 250 CDI	OM651.911	08/08 →
CLASSE C III C 250 CGI	M271.860	07/09 → 08/14
CLASSE C III C 280	M272.947	01/07 → 08/14
CLASSE C III C 300	M272.947	08/07 → 08/14
CLASSE C III C 320 CDI	OM642.960	01/07 → 08/14
CLASSE C III C 350 CDI	OM642.830, OM651.930	08/07 → 08/14
CLASSE CLA CLA 180	M270.910	01/13 →
CLASSE CLA CLA 180 CDI / d	OM607.951	10/13 →
CLASSE CLA CLA 180 d	OM607.951	07/15 →
CLASSE CLA CLA 200	M270.910	01/13 →
CLASSE CLA CLA 200 CDI	OM651.901	06/13 →
CLASSE CLA CLA 200 CDI / d	OM651.930	07/14 →
CLASSE CLA CLA 200 CDI / d 4-matic	OM651.930	07/14 →
CLASSE CLA CLA 220 CDI / d	OM651.930, OM651.930	01/13 →
CLASSE CLA CLA 220 CDI / d 4-matic	OM651.930, M270.920	08/14 →
CLASSE CLA CLA 220 CDI 4-matic	OM651.930	07/14 →
CLASSE CLA CLA 250	M270.920, M271.911	01/13 →
CLASSE CLA CLA 250 4-matic	M270.920	07/13 →
CLASSE CLC CLC 160	M271.911, M271.940	02/09 → 06/11
CLASSE CLC CLC 180 Kompressor	M271.940, OM646.962	05/08 → 06/11
CLASSE CLC CLC 200 CDI	OM646.962, M111.944	05/08 → 06/11
CLASSE CLC CLC 200 Kompressor	M271.957	05/08 → 06/11
CLASSE CLC CLC 220 CDI	OM646.963	05/08 → 06/11
CLASSE CLC CLC 230	M272.920	05/08 → 06/11
CLASSE CLC CLC 300	M272.960	05/08 → 06/11
CLASSE CLK I 200	M111.945	06/97 → 06/02
CLASSE CLK I 200 Kompressor	M111.944, M111.975	06/00 → 06/02
CLASSE CLK I 230 Kompressor	M111.975, M271.940	06/00 → 06/02
CLASSE CLK II 200 CGI	M271.942	07/03 → 05/09
CLASSE CLK II 200 Kompressor	M271.940, OM612.962	09/02 → 05/09
CLASSE CLK II 220 CDI	OM646.966	01/05 → 05/09
CLASSE CLK II 240	M112.912	06/02 → 05/09
CLASSE CLK II 270 CDI	OM612.962, M271.940	10/02 → 05/09
CLASSE CLK II 280	M272.940	01/05 → 05/09
CLASSE CLK II 320 CDI	OM642.910	01/05 → 05/09
CLASSE CLK II 350	M272.960	01/05 → 05/09
CLASSE CLK II CLK 200 CGI	M271.942	07/03 → 03/10
CLASSE CLK II CLK 200 Kompressor	M271.940, OM611.961	02/03 → 03/10
CLASSE CLK II CLK 240	M112.912	02/03 → 03/10
CLASSE CLK II CLK 280	M272.940	01/05 → 03/10
CLASSE CLK II CLK 320 CDI	OM642.910	03/05 → 03/10
CLASSE CLK II CLK 350	M272.960	01/05 → 03/10
CLASSE E II E 200	M111.942	06/95 → 08/00
CLASSE E II E 200 CDI	OM611.961, M111.947	06/98 → 03/02
CLASSE E II E 200 D	OM604.917	01/96 → 03/02
CLASSE E II E 200 Kompressor	M111.947, M111.947	08/00 → 03/02
CLASSE E II E 200 T	M111.942	06/96 → 08/00
CLASSE E II E 200 T Kompressor	M111.947, OM611.961	08/00 → 03/03
CLASSE E II E 220 CDI	OM611.961, OM604.912	06/98 → 07/99
CLASSE E II E 220 D	OM604.912, OM611.961	06/95 → 07/99
CLASSE E II E 220 T CDI	OM611.961, M112.911	06/98 → 07/99
CLASSE E II E 230 T	M111.970	06/96 → 06/97
CLASSE E II E 240	M112.911, M112.911	08/00 → 03/02
CLASSE E II E 240 T	M112.911, OM612.961	08/00 → 03/03
CLASSE E II E 250 D	OM605.912	06/95 → 07/99
CLASSE E II E 250 T D	OM605.912	06/96 → 07/99
CLASSE E II E 250 Turbo-D	OM605.962	06/97 → 07/99
CLASSE E II E 250 Turbo-D	OM605.962	06/97 → 07/99
CLASSE E II E 270 CDI	OM612.961	07/99 → 03/02
CLASSE E II E 270 T CDI	OM612.961, M104.945	02/00 → 03/03
CLASSE E II E 280	M104.945, OM646.820	01/96 → 06/97
CLASSE E II E 280 4-matic	M112.921	12/96 → 03/02
CLASSE E II E 280 T	M112.921	12/96 → 03/03
CLASSE E II E 280 T 4-matic	M112.921	12/96 → 03/03
CLASSE E II E 290 Turbo-D	OM602.982	06/96 → 07/99
CLASSE E II E 290 Turbo-D	OM602.982	03/96 → 07/99
CLASSE E II E 300 D	OM606.912	06/95 → 06/97
CLASSE E II E 320	M112.941	06/97 → 03/02
CLASSE E II E 320 4-matic	M112.941	06/97 → 03/02
CLASSE E II E 320 CDI	OM613.961	07/99 → 03/02
CLASSE E II E 320 T	M112.941	12/96 → 03/03
CLASSE E II E 320 T 4-matic	M112.941	12/96 → 03/03
CLASSE E II E 320 T CDI	OM613.961	07/99 → 03/03
CLASSE E II E 430	M113.940	06/97 → 03/02
CLASSE E II E 430 4-matic	M113.940	05/99 → 03/02

MERCEDES-BENZ			MERCEDES-BENZ			MERCEDES-BENZ		
CLASSE E II E 430 T	M113.940	06/97 → 03/03	E-SERIES E180	M274.910	08/13 → 12/15	SPRINTER II 516 NGT	271951NGT, OM642.896	09/08 →
CLASSE E II E 430 T 4-matic	M113.940	05/99 → 03/03	E-SERIES E300 BlueTec/CDI BlueEFFICIENCY	OM642.850, OM646.985	03/10 → 12/16	SPRINTER II 518 CDI	OM642.896, OM642.896	06/06 → 12/09
CLASSE E II E 55 AMG	M113.980	08/97 → 03/02	GLA-SERIES GLA180 Flexfuel	M270.910	02/15 →	SPRINTER II 518 CDI 4x4	OM642.896, OM642.896	06/06 → 12/09
CLASSE E II E 55 T AMG	M113.980	08/97 → 03/03	SLK-SERIES SLK200 -/ BlueEFFICIENCY	M271.861	01/11 →	SPRINTER II 519 CDI / BlueTEC	OM642.896, OM642.896	03/09 →
CLASSE E III E 200 CDI	OM646.820, 271941NGT	07/02 → 07/09	SLK-SERIES SLK200 CNG	274920CNG	04/15 →	SPRINTER II 519 CDI / BlueTEC 4x4	OM642.896, OM646.981	03/09 →
CLASSE E III E 200 Kompressor	M271.956	04/06 → 07/09	SLK-SERIES SLK200 Flexfuel	M274.920	04/15 →	SPRINTER II 524	M272.979	06/06 → 12/13
CLASSE E III E 200 NGT	271941NGT, OM646.821	03/04 → 12/08	SPRINTER I 208 CDI	OM611.987	04/00 → 05/06	SPRINTER SERIES Sprinter 213D CDI	OM646.986	04/12 →
CLASSE E III E 200 T	M271.941	03/03 → 07/09	SPRINTER I 211 CDI	OM611.981	04/00 → 05/06	SPRINTER SERIES Sprinter 411D CDI/CDI BlueEFFICIENCY	OM651.955	04/16 →
CLASSE E III E 220 CDI	OM646.821, OM646.821	03/02 → 07/09	SPRINTER I 213 CDI	OM611.981	04/00 → 05/06	SPRINTER SERIES Sprinter 414D CDI	OM651.957	11/13 →
CLASSE E III E 220 T CDI	OM646.821, M271.820	03/03 → 07/09	SPRINTER I 214	M111.984	02/95 → 05/06	SPRINTER SERIES Sprinter 516 Supercharged	M271.951	03/09 →
CLASSE E III E 230	M272.922	09/07 → 12/08	SPRINTER I 214 NGT	M111.984	02/95 → 05/06	SPRINTER SERIES Sprinter 519D CDI	OM651.957	03/09 →
CLASSE E III E 230 T	M272.922	05/07 → 07/09	SPRINTER I 216 CDI	OM612.981	04/00 → 05/06	VANEO 1.6	M166.961	02/02 → 07/05
CLASSE E III E 240	M112.913	03/02 → 12/08	SPRINTER I 308 CDI	OM611.987	04/00 → 05/06	VANEO 1.7 CDI	OM668.914	02/02 → 07/05
CLASSE E III E 240 T	M112.913	03/03 → 07/09	SPRINTER I 311 CDI	OM611.981	04/00 → 05/06	VANEO 1.9	M166.991	02/02 → 07/05
CLASSE E III E 250	M272.922	09/07 → 12/08	SPRINTER I 311 CDI 4x4	OM611.981	08/02 → 05/06	VIANO 3,0	M112.951	09/03 →
CLASSE E III E 270 CDI	OM647.961	03/02 → 12/08	SPRINTER I 313 CDI	OM611.981	04/00 → 05/06	VIANO 3.2	M112.951	09/03 →
CLASSE E III E 270 T CDI	OM647.961	03/03 → 07/09	SPRINTER I 313 CDI 4x4	OM611.981	08/02 → 05/06	VIANO 3.5	M272.978	09/07 →
CLASSE E III E 280	M272.943	03/05 → 12/08	SPRINTER I 314 4x4	M111.984	02/95 → 05/06	VIANO 3.7	M112.976	06/04 →
CLASSE E III E 280 CDI	OM642.920	03/05 → 12/08	SPRINTER I 314 NGT	M111.984	02/95 → 05/06	VIANO CDI 2.0	OM646.981, OM646.982	09/03 →
CLASSE E III E 280 T	M272.943	03/05 → 07/09	SPRINTER I 316 CDI	OM612.981	04/00 → 05/06	VIANO CDI 2.0 4-matic	OM646.982, OM646.982	07/05 →
CLASSE E III E 280 T CDI	OM642.920	03/05 → 07/09	SPRINTER I 316 CDI 4x4	OM612.981	08/02 → 05/06	VIANO CDI 2.2	OM646.982, OM646.982	09/03 →
CLASSE E III E 300	M272.943	03/05 → 12/08	SPRINTER I 408 CDI	OM611.987	04/00 → 05/06	VIANO CDI 2.2 4-matic	OM646.982, OM642.890	07/05 →
CLASSE E III E 350	M272.964	03/05 → 12/08	SPRINTER I 411 CDI	OM611.981	04/00 → 05/06	VIANO CDI 3.0	OM642.890, OM646.982	03/06 →
CLASSE E III E 350 T	M272.964	03/05 → 07/09	SPRINTER I 411 CDI 4x4	OM611.981	04/00 → 05/06	VITO I 108 CDI 2.2	OM611A(60KWCDI)	03/99 → 07/03
CLASSE E IV E 180	M274.910	12/12 →	SPRINTER I 413 CDI	OM611.981	04/00 → 05/06	VITO I 110 CDI 2.2	OM611A(75KWCDI)	03/99 → 07/03
CLASSE E IV E 200	M274.920	11/12 →	SPRINTER I 413 CDI 4x4	OM611.981	04/00 → 05/06	VITO I 112 CDI 2.2	OM611.980	03/99 → 07/03
CLASSE E IV E 200 CDI / BlueTEC	OM651.925	01/09 →	SPRINTER I 414 NGT	111984NGT	02/95 → 05/06	VITO I 113 2.0	M111.950	02/96 → 07/03
CLASSE E IV E 200 CGI	M271.820, 274920NGT	08/09 →	SPRINTER I 416 CDI	OM612.981	04/00 → 05/06	VITO II 109 CDI	OM646.980, OM646.980	09/03 →
CLASSE E IV E 200 NGT	274920NGT, M272.923	07/13 →	SPRINTER I 416 CDI 4x4	OM612.981	04/00 → 05/06	VITO II 109 CDI 4x4	OM646.981	09/07 →
CLASSE E IV E 220 BlueTEC	OM651.911	05/14 →	SPRINTER I 616 CDI	OM612.981	04/01 →	VITO II 110 CDI	OM651.940	09/10 →
CLASSE E IV E 220 BlueTEC 4-matic	OM651.924	12/14 →	SPRINTER II 209 CDI	OM646.984	06/06 → 12/09	VITO II 111 CDI	OM646.980, OM646.980	09/03 →
CLASSE E IV E 220 CDI	OM651.911	01/09 →	SPRINTER II 210 CDI	OM651.955	03/09 →	VITO II 111 CDI 4x4	OM646.982	09/07 →
CLASSE E IV E 220 CDI / BlueTEC	OM651.924	01/09 →	SPRINTER II 211 CDI	OM646.985, OM646.986	06/06 →	VITO II 113 CDI	OM651.940	09/10 →
CLASSE E IV E 220 CDI / BlueTEC / d	OM651.911	01/10 →	SPRINTER II 213 CDI	OM646.986, OM646.986	06/06 →	VITO II 113 CDI 4x4	OM651.940	09/10 →
CLASSE E IV E 220 CDI / d	OM651.911	01/10 →	SPRINTER II 214 CDI	OM651.955	04/16 →	VITO II 115 CDI	OM646.980, CDCA	09/03 →
CLASSE E IV E 250	M272.923, OM642.850	01/10 →	SPRINTER II 215 CDI	OM646.986, OM651.955	06/06 → 12/09	VITO II 115 CDI 4x4	OM646.982	07/06 →
CLASSE E IV E 250 BlueTEC	OM651.911	01/09 →	SPRINTER II 216	M271.951	09/08 →	VITO II 116 CDI	OM651.940	09/10 →
CLASSE E IV E 250 CDI / BlueTEC	OM651.924	01/09 →	SPRINTER II 216 CDI	OM651.955, OM642.896	06/06 →	VITO II 116 CDI 4x4	OM651.940	09/10 →
CLASSE E IV E 250 CDI / BlueTEC / d	OM651.911	01/09 →	SPRINTER II 218 CDI	OM642.896, OM642.896	06/06 → 12/09	VITO II 119	M112.951	09/03 →
CLASSE E IV E 250 CGI	M271.860	01/09 →	SPRINTER II 219 CDI / BlueTEC	OM642.896, OM651.955	03/09 →	VITO II 120 CDI	OM642.990	07/06 →
CLASSE E IV E 300	M272.952	01/09 →	SPRINTER II 224	M272.979	06/06 →	VITO II 122	M112.951	09/03 →
CLASSE E IV E 300 BlueTEC	OM642.852	03/11 →	SPRINTER II 309 CDI	OM646.984	06/06 → 12/09	VITO II 122 CDI	OM642.890	09/10 →
CLASSE E IV E 300 CDI	OM642.850, OM642.850	12/09 →	SPRINTER II 310 CDI	OM651.955, OM646.701	03/09 →	VITO II 123	M112.976	06/04 →
CLASSE E IV E 300 CDI / BlueTEC	OM642.850, OM642.850	11/09 →	SPRINTER II 311 CDI	OM646.701, OM646.986	06/06 →	VITO II 126	M272.978	09/07 →
CLASSE E IV E 350 BlueTEC	OM642.850, OM642.850	01/09 →	SPRINTER II 311 CDI 4x4	OM646.985	02/08 → 12/09	VITO III 109 CDI / 109 BlueTEC	OM622.951	10/14 →
CLASSE E IV E 350 CDI	OM642.850, OM651.913	01/09 →	SPRINTER II 313 CDI	OM646.986, OM651.955	06/06 →	VITO III 111 CDI / 111 BlueTEC	OM622.951	10/14 →
CLASSE E E 220 CdI	OM611.961	07/99 → 12/02	SPRINTER II 313 CDI 4x4	OM651.955, OM646.989	06/06 →	VITO III 114 CDI / 114 BlueTEC	OM651.950	10/14 →
CLASSE E E 250 d	OM605.912	06/96 → 06/98	SPRINTER II 314 CDI	OM651.955	05/16 →	VITO III 116 CDI / 116 BlueTEC	OM651.950	10/14 →
CLASSE E E 290 TD	OM602.982	07/96 → 07/99	SPRINTER II 314 CDI 4x4	OM651.955	05/16 →			
CLASSE GLA GLA 180	M270.910	02/15 →	SPRINTER II 315 CDI	OM646.989, OM646.989	06/06 → 12/09			
CLASSE GLA GLA 180 CDI / d	OM607.951	07/14 →	SPRINTER II 315 CDI 4x4	OM646.989, OM651.955	02/08 → 12/09			
CLASSE GLA GLA 200	M270.910	12/13 →	SPRINTER II 316	M271.951	09/08 →			
CLASSE GLA GLA 200 CDI / d	OM651.930	12/13 →	SPRINTER II 316 CDI	OM651.955, OM651.955	03/09 →			
CLASSE GLK 200	M274.920	08/13 → 06/15	SPRINTER II 316 CDI 4x4	OM651.955, 271951NGT	03/09 →			
CLASSE GLK 200 CDI	OM651.913, M111.943	07/10 → 06/15	SPRINTER II 316 LGT	M271.951	09/08 →			
CLASSE GLK 220 CDI	OM651.916	12/08 → 06/15	SPRINTER II 316 NGT	271951NGT, OM642.896	09/08 →			
CLASSE GLK 250	M274.920	08/13 → 06/15	SPRINTER II 318 CDI	OM642.896, OM642.896	06/06 → 12/09			
CLASSE M I ML 230	M111.977	02/98 → 06/05	SPRINTER II 318 CDI 4x4	OM642.896, OM642.896	02/08 → 12/09			
CLASSE M I ML 270 CDI	OM612.963	12/99 → 06/05	SPRINTER II 319 CDI / BlueTEC	OM642.896, OM642.896	03/09 →			
CLASSE SLC 180	M274.910	01/16 →	SPRINTER II 319 CDI / BlueTEC 4x4	OM642.896, OM646.986	03/09 →			
CLASSE SLC 200	M274.920	01/16 →	SPRINTER II 324	M272.979	06/06 → 12/13			
CLASSE SLK I 200	M111.946	09/96 → 03/00	SPRINTER II 411 CDI	OM646.701	06/09 →			
CLASSE SLK I 200 Kompressor	M111.943, M111.973	03/00 → 04/04	SPRINTER II 413 CDI	OM646.986, OM646.986	06/06 → 05/16			
CLASSE SLK I 230 Kompressor	M111.973, M271.944	03/00 → 04/04	SPRINTER II 414 CDI	OM651.955	05/16 →			
CLASSE SLK I 320	M112.947	03/00 → 04/04	SPRINTER II 415 CDI	OM646.986, OM642.896	06/06 → 12/09			
CLASSE SLK II 200 Kompressor	M271.944, M272.963	03/04 → 02/11	SPRINTER II 416 CDI	OM651.957	03/09 →			
CLASSE SLK II 280	M272.942	01/05 → 02/11	SPRINTER II 418 CDI	OM642.896, OM642.896	06/06 → 05/16			
CLASSE SLK II 300	M272.942	04/09 → 02/11	SPRINTER II 419 CDI	OM642.896, OM646.985	03/09 →			
CLASSE SLK II 350	M272.963, M113.989	06/04 → 02/11	SPRINTER II 424	M272.979	06/06 → 12/13			
CLASSE SLK II 55 AMG	M113.989, OM642.850	06/04 → 02/11	SPRINTER II 509 CDI	OM646.984	06/06 → 12/09			
CLASSE SLK III 200	M274.920	04/15 →	SPRINTER II 510 CDI	OM651.955	03/09 →			
CLASSE SLK III 250	M271.861	02/11 →	SPRINTER II 511 CDI	OM646.985, OM646.986	06/06 →			
CLASSE SLK III 250 CDI / d	OM651.980	01/12 →	SPRINTER II 511 CDI 4x4	OM646.985	06/06 → 12/09			
CLASSE SLK III 300	M274.920	07/15 →	SPRINTER II 513 CDI	OM646.986, OM651.955	06/06 →			
CLC-SERIES CLC220 CDI	OM646.963	05/08 → 06/11	SPRINTER II 513 CDI 4x4	OM651.955, OM646.986	06/06 →			
CLC-SERIES CLC250 [ExtraEU]	M272.920	06/09 → 06/11	SPRINTER II 514 CDI	OM651.955	05/16 →			
C-SERIES C200 CDI	OM651.913	01/10 → 01/14	SPRINTER II 514 CDI 4x4	OM651.955	05/16 →			
C-SERIES C200 CDI/CDI BlueEFFICIENCY	OM651.913	01/10 → 01/14	SPRINTER II 515 CDI	OM646.986, OM646.986	06/06 → 12/09			
			SPRINTER II 515 CDI 4x4	OM646.986, OM651.955	06/06 → 12/09			
			SPRINTER II 516	M271.951	09/08 →			
			SPRINTER II 516 CDI	OM651.955, OM651.955	03/09 →			
			SPRINTER II 516 CDI 4x4	OM651.955, 271951NGT	06/06 →			
						VW		
						AMAROK 2.0 BITDI	CDCA	09/10 →
						AMAROK 2.0 BITDI 4motion	CDCA, CDBA	09/10 →
						AMAROK 2.0 TDI	CDBA, CDBA	09/10 →
						AMAROK 2.0 TDI 4motion	CDBA, CKTB	09/10 →
						AMAROK 2.0 TSI	CFPA	12/10 →
						CRAFTER 2.0 TDI	CKTB, CKUB	05/11 →
						CRAFTER 2.0 TDI 4motion	CKUB, BJJ	11/11 → 12/16
						CRAFTER 2.5 TDI	BJJ, D7F726	04/06 →

7.1223



3

BRAKE/CLUTCH PEDAL SWITCHES

Adatt./Suitable:

DACIA
82 00 276 360
GENERAL MOTORS
93 851 952
93 868 388
95 514 760

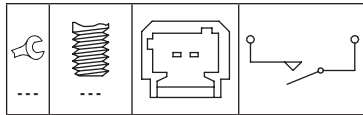
NISSAN
25320-00Q0D
25320-00QAE

OPEL
12 39 208
44 06 542
44 14 818
93851952
93868388
95514760

RENAULT
25 32 500 07R
82 00 168 240
82 00 276 360

VAUXHALL
93851952
93868388
95514760

MARKET DIFFUSION: HIGH



DACIA		
LOGGY 1.5 dCi [ExtraEU]	K9K830	01/14 →
LOGGY 1.6 LPG	H4M740	08/18 →
LOGGY 1.6 SSc 115	H4M738	06/15 →
LOGAN II 1.0 SSc 75	B4D400	01/17 →
LOGAN II MCV 1.0 SSc 75	B4D400	12/16 →
LOGAN II MCV 1.5 dCi	K9K626	02/13 →
LOGAN II MCV Tc 90	H4B408	02/13 →
LOGAN II MCV Tc 90 LPG	H4B405	09/15 →
SANDERO II 1.0 SSc 75	B4D400	12/16 →
NISSAN		
KUBISTAR 1.2	D7F726, D4F712	08/03 →
KUBISTAR 1.2 16V	D4F712, K7J700	04/06 →
KUBISTAR 1.2 LPG	D7F764	10/03 → 08/05
KUBISTAR 1.4	K7J700, K9K702	08/03 → 10/09
KUBISTAR 1.5 dCi	K9K702, K4M750	08/03 →
KUBISTAR 1.5 dCi 70	K9K700	09/05 → 10/09
KUBISTAR 1.5 dCi 85	K9K276	04/06 → 10/09
KUBISTAR 1.6 16V	K4M750, K9K716	08/03 →
KUBISTAR dCi 85	K9K716, M9T694	04/06 → 10/09
NV300 1.6 dCi 120	R9M413	09/16 →
NV300 1.6 dCi 125	R9M452	09/16 →
NV300 1.6 dCi 145	R9M452	09/16 →
NV300 1.6 dCi 95	R9M413	09/16 →
NV400 2.3 dCi 145 RWD	M9T694, M9T	11/11 → 02/14
NV400 2.3 dCi 150	M9T880	02/14 → 09/16
NV400 2.3 dCi 165	M9T, M9T670	06/14 → 09/16
NV400 dCi 100	M9T670, --	11/11 → 06/14
NV400 dCi 110	--, M9T670	06/14 →
NV400 dCi 125	M9T670, M9T686	11/11 → 09/16
NV400 dCi 125 RWD	M9T686, --	11/11 → 09/16
NV400 dCi 130	M9T704	06/16 →
NV400 dCi 130 RWD	M9T710	06/16 →
NV400 dCi 140	--, M9T696	06/14 → 09/16
NV400 dCi 140 RWD	M9T696, M9T678	06/14 → 09/16
NV400 dCi 145	M9T678, M9T694	11/11 → 06/16
NV400 dCi 145 RWD	M9T694, M9T	11/11 → 06/16
NV400 dCi 150	M9T880	02/14 → 09/16
NV400 dCi 150 RWD	M9T880	02/14 → 09/16
NV400 dCi 160	M9T, M9T	06/14 → 09/16
NV400 dCi 165	M9T, M9T	06/14 → 06/16
NV400 dCi 165 RWD	M9T, F4R720	06/14 →
NV400 dCi 170	M9T	07/15 →
PRIMASTAR 1.9 dCi 100	F9Q760	07/02 →
PRIMASTAR 1.9 dCi 80	F9Q762	09/02 →
PRIMASTAR 2.0	F4R720, M9R630	03/01 →
PRIMASTAR 2.0 dCi 115	M9R630, M9R630	09/06 →
PRIMASTAR 2.0 dCi 90	M9R630, G9U630	09/06 →
PRIMASTAR 2.5 dCi 115	G9U630, G9U630	09/08 →
NISSAN		
PRIMASTAR 2.5 dCi 140	G9U730	07/03 →
PRIMASTAR 2.5 dCi 150	G9U632	09/06 →
PRIMASTAR dCi 100	F9Q760	03/01 →
PRIMASTAR dCi 115	G9U630, M9R630	09/08 →
PRIMASTAR dCi 120	M9R630, M9R630	09/06 →
PRIMASTAR dCi 140	G9U730	07/03 →
PRIMASTAR dCi 150	G9U632	09/06 →
PRIMASTAR dCi 80	F9Q762	03/01 →
PRIMASTAR dCi 90	M9R630, M9T678	09/06 →
OPEL		
MOVANO B 2.3 CDTi	M9T678, M9T670	12/10 →
MOVANO B 2.3 CDTi FWD	M9T670, M9T686	05/10 →
MOVANO B 2.3 CDTi RWD	M9T686, F9Q762	05/10 →
VIVARO A 1.9 DI	F9Q762, M9R630	08/01 →
VIVARO A 1.9 DTI	F9Q760	08/01 →
VIVARO A 2.0 16V	F4R720	08/01 →
VIVARO A 2.0 CDTi	M9R630, G9MB6	01/06 →
VIVARO A 2.0 ECOTEC	F4R820	08/06 →
VIVARO A 2.5 CDTi	G9MB6, R9M408	08/06 →
VIVARO A 2.5 DTI	G9U730	05/03 →
VIVARO B 1.6 CDTi	R9M408, H4B400	06/14 →
RENAULT		
CAPTUR 0.9 Tc 90	H4B400, H5F408	06/13 →
CAPTUR 1.2 Tc 120	H5F408, K9K628	01/16 →
CAPTUR 1.5 dCi	K9K628, K9K608	06/13 →
CAPTUR 1.5 dCi 110	K9K646	01/15 →
CAPTUR 1.5 dCi 90	K9K608, D4F740	06/13 →
CLIO II 1.2	D4F740, D4F706	09/98 →
CLIO II 1.2 16V	D4F706, D4F744	06/01 →
CLIO II 1.2 BiFuel	D7F722	03/98 → 10/01
CLIO II 1.2 LPG	D4F744, E7J634	09/98 →
CLIO II 1.4	E7J634, K4J710	03/98 → 02/09
CLIO II 1.4 16V	K4J710, K9K700	08/00 →
CLIO II 1.5 dCi	K9K700, K4M708	06/01 →
CLIO II 1.6	K4M708, K4M742	07/00 →
CLIO II 1.6 [ExtraEU]	K4M736	01/04 → 12/08
CLIO II 1.6 Hi-Flex	K4M742, F8Q630	04/04 → 02/10
CLIO II 1.6i	K4M736	11/04 →
CLIO II 1.9	F8Q630	09/98 → 05/01
CLIO II 1.9 D	F8Q630, F9Q780	02/00 →
CLIO II 1.9 DTi	F9Q780, F4R730	12/99 → 05/05
CLIO II 2.0 16V	F4R732	06/01 →
CLIO II 2.0 16V Sport	F4R730, D4F740	02/00 →
CLIO III 1.2	D4F740, D4F706	10/05 →
CLIO III 1.2 16V	D4F706, D4F740	06/05 →
CLIO III 1.2 16V Hi-Flex	D4F740, K9K612	07/08 →
CLIO III 1.2 Hi-Flex	D4F742	11/07 → 12/12
CLIO III 1.4 16V	K4J780	06/05 →
CLIO III 1.5 dCi	K9K612, K4M800	06/05 →
CLIO III 1.6 16V	K4M800, --	06/05 →
CLIO III 1.6 16V GT	K4M862	06/09 →
CLIO III 2.0 16V Sport	--, H4B400	09/08 →
CLIO IV 0.9 Tc 90	H4B400, D4F740	11/12 →
CLIO IV 0.9 Tc 90 LPG	H4B410	06/16 →
CLIO IV 1.2 16V	D4F740, K9K628	11/12 →
CLIO IV 1.2 LPG	D4F744	01/14 →
CLIO IV 1.2 LPG 16V	D4F744	11/12 →
CLIO IV 1.5 dCi	K9K628, K9K612	11/12 →
CLIO IV 1.5 dCi 75	K9K612, K9K608	11/12 →
CLIO IV 1.5 dCi 90	K9K608, F9Q680	11/12 →
DOKKER 1.5 dCi	K9K612	12/13 →
SPACE IV 1.9 dCi	F9Q680, F4R790	11/02 →
SPACE IV 2.0	F4R790, M9R740	11/02 →
SPACE IV 2.0 dCi	M9R740, F4R794	01/06 →
SPACE IV 2.0 Turbo	F4R794, K9K656	11/02 →
SPACE IV 2.2 dCi	G9T742	11/02 →
FLUENCE 1.5 dCi	K9K656, K4M838	02/10 →
FLUENCE 1.6 16V	K4M838, M4R714	02/10 →
FLUENCE 1.6 dCi	R9M402	07/14 →
FLUENCE 2.0 16V	M4R714, K9K728	02/10 →
GRAND SCÉNIC 1.2 Tc	H5F408	07/14 →
GRAND SCÉNIC II 1.5 dCi	K9K728, K4M761	04/04 →
GRAND SCÉNIC II 1.6	K4M761, F9Q803	04/04 →
GRAND SCÉNIC II 1.9 dCi	F9Q803, M9R700	04/04 →
GRAND SCÉNIC II 2.0	F4R776	04/04 →
GRAND SCÉNIC II 2.0 dCi	M9R700, H5F400	09/05 →
GRAND SCÉNIC III 1.2 Tc	H5F400, K9K636	04/12 →
GRAND SCÉNIC III 1.4 16V	H4J700	02/09 →
GRAND SCÉNIC III 1.5 dCi	K9K636, K4M866	02/09 →
GRAND SCÉNIC III 1.6 16V	K4M858	02/09 →
GRAND SCÉNIC III 1.6 16V BiFuel	K4M866, R9M402	02/09 →
GRAND SCÉNIC III 1.6 dCi	R9M402, F9Q870	04/11 →
GRAND SCÉNIC III 1.6 E85	K4M866	02/09 →
GRAND SCÉNIC III 1.9 dCi	F9Q870, D4D700	02/09 →
GRAND SCÉNIC III 2.0 dCi	M9R610	04/09 →
KANGOO I 1.0	D4D700, D4F712	07/01 → 01/07
KANGOO I 1.2	D4F712, D4F712	08/97 →
RENAULT		
KANGOO I 1.2 16V	D4F712, D7F710	06/01 →
KANGOO I 1.2 BiFuel	D7F710, E7J634	06/97 → 06/03
KANGOO I 1.2 LPG	H5F400	07/13 →
KANGOO I 1.4	E7J634, K9K700	08/97 →
KANGOO I 1.5 dCi	K9K700, K4M708	12/01 →
KANGOO I 1.6	K4M836	09/99 →
KANGOO I 1.6 [ExtraEU]	K4M708, K4M708	06/01 → 03/09
KANGOO I 1.6 16V	K4M708, K4M750	06/01 →
KANGOO I 1.6 16V 4x4	K4M750, K4M830CNG	10/01 →
KANGOO I 1.6 16V bivalent	K4M850CNG	06/05 →
KANGOO I 1.6 BiFuel	K4M750	06/05 → 06/08
KANGOO I 1.6 CNG	K4M830CNG, K4M834	10/07 →
KANGOO I 1.6 Hi-Flex	K4M834, K4M834	02/08 →
KANGOO I 1.6 LPG	K4M834, F8Q630	02/12 →
KANGOO I 1.9	F8Q630, F9Q782	06/97 → 12/06
KANGOO I 1.9 D	F8Q632	09/99 → 06/03
KANGOO I 1.9 dCi	F9Q782, F9Q782	07/03 →
KANGOO I 1.9 dCi 4x4	F9Q782, F9Q780	10/01 →
KANGOO I 1.9 dTi	F9Q780, F8Q630	02/00 →
KANGOO I 1.9 RXED	F8Q632	09/99 → 06/01
KANGOO I D 55 1.9	F8Q662	08/97 →
KANGOO I D 65 1.9	F8Q630, SDC700	08/97 →
KANGOO I Elect road RE	SDC700, H5F400	01/02 → 12/04
KANGOO II 1.2 Tc 115	H5F400, K9K608	07/13 →
KANGOO II 1.5 dCi	K9K608, K9K636	02/08 →
KANGOO II 1.5 dCi 110	K9K636, K9K608	09/10 →
KANGOO II 1.5 dCi 75	K9K608, K9K800	09/10 →
KANGOO II 1.5 dCi 85	K9K800, K9K608	02/08 →
KANGOO II 1.5 dCi 85	K9K608, K4M830	06/09 →
KANGOO II 1.6	K4M830, K4M830	02/08 →
KANGOO II 1.6 16V	K4M830, K4M834	02/08 →
KANGOO II 1.6 16V Hi-Flex	K4M834	02/08 →
KANGOO II 1.6 16V LPG	K4M834, H4M429	02/08 →
KAPTUR 1.6	H4M429, F4P773	03/16 →
KAPTUR 2.0 4WD	F4R410	03/16 →
LAGUNA II 1.8 16V	F4P773, F9Q670	03/01 → 12/07
LAGUNA II 1.9 dCi	F9Q670, F4R712	03/01 → 12/07
LAGUNA II 2.0 16V	F4R712, K9K780	10/04 → 09/07
LAGUNA III 1.5 dCi	K9K780, M4R704	10/07 →
LAGUNA III 1.6 16V	K4M824	10/07 → 12/15
LAGUNA III 2.0 16V	M4R704	10/07 → 12/15
LAGUNA III 2.0 16V Hi-Flex	M4R704, M9R742	10/07 → 12/15
LAGUNA III 2.0 dCi	M9R742, M9R816	10/07 →
LAGUNA III 2.0 dCi GT	M9R816, F4R800	03/08 → 12/15
LAGUNA III 2.0 GT	F4R800, K9K782	03/08 → 12/15
LATITUDE 1.5 dCi	K9K782, M4R735	07/10 →
LATITUDE 2.0 16V	M4R735, M9R824	02/11 →
LATITUDE 2.0 16V eco2 Flexfuel	M4R746	02/11 →
LATITUDE 2.0 dCi 130	M9R756	12/13 →
LATITUDE 2.0 dCi 150	M9R824, M9R804	02/11 →
LATITUDE 2.0 dCi 175	M9R804, M9T870	05/11 →
LOGAN 1.5 dCi	K9K612	06/11 →
MASTER II 2.3 dCi	M9T870, M9T676	11/14 →
MASTER III 2.3 dCi	M9T676, M9T670	02/10 →
MASTER III 2.3 dCi 100 FWD	M9T670, M9T690	02/10 →
MASTER III 2.3 dCi 100 RWD	M9T690, M9T870	02/10 →
MASTER III 2.3 dCi 110 FWD	M9T870, M9T670	09/14 →
MASTER III 2.3 dCi 125 FWD	M9T670, M9T686	02/10 →
MASTER III 2.3 dCi 125 RWD	M9T686, M9T700	02/10 →
MASTER III 2.3 dCi 130 FWD	M9T704	03/12 →
MASTER III 2.3 dCi 130 RWD	M9T710	03/12 →
MASTER III 2.3 dCi 135 FWD	M9T700, M9T700	07/14 →
MASTER III 2.3 dCi 135 RWD	M9T700, M9T672	07/14 →
MASTER III 2.3 dCi 145 FWD	M9T672, M9T694	02/10 →
MASTER III 2.3 dCi 145 RWD	M9T694, M9T880	02/10 →
MASTER III 2.3 dCi 150 FWD	M9T880, M9T694	10/12 →
MASTER III 2.3 dCi 150 RWD	M9T694, M9T700	03/13 →
MASTER III 2.3 dCi 165 FWD	M9T700, M9T700	07/14 →
MASTER III 2.3 dCi 165 RWD	M9T700, H5F400	07/14 →
MASTER III 2.3 dCi 170 FWD	M9T706	07/15 →
MEGANE II 1.5 dCi	K9K722, K4M760	09/02 → 12/10
MEGANE II 1.6	K4M760, K4M761	09/03 →
MEGANE II 1.6 16V	K4M761, F9Q803	11/02 →
MEGANE II 1.6 BiFuel	K4M858	05/09 → 08/15
MEGANE II 1.6 LPG 16V	K4M760	01/06 → 08/09
MEGANE II 1.9 dCi	F9Q803, F4R770	05/05 → 07/09
MEGANE II 2.0	F4R770, H5F400	09/03 →
MEGANE II 2.0 dCi	M9T722	09/05 →
MEGANE II 2.0 Renault Sport	F4Rt774	05/04 → 10/09
MEGANE I 1.5 dCi	K9K636, K4M704	11/08 → 08/15
MEGANE I 1.6 BiFuel	K4M704, K4M704	10/06 → 08/15
MEGANE I 1.6 LPG	K4M704, F9Q730	10/00 → 03/99
MEGANE I 1.9 dTi	F9Q730, F4R720	02/01 → 08/03
MEGANE I 2.0 16V	F4R720, F4R746	05/00 →
MEGANE I 2.0 16V IDE	F4R746, F3R791	11/99 → 08/03
MEGANE I 2.0 i	F3R791, K9K722	03/99 → 08/03
MEGANE III 1.2 Tc	H5F400, K9K636	03/12 →

RENAULT			
MEGANE III 1.5 dCi	K9K636, K4M848	02/09	⇒
MEGANE III 1.6 16V	K4M848, R9M402	11/08	⇒
MEGANE III 1.6 16V Bifuel	K4M866	11/08	⇒
MEGANE III 1.6 dCi	R9M402, F9Q870	04/11	⇒
MEGANE III 1.9 dCi	F9Q870, M4R710	06/09	⇒
MEGANE III 2.0	M4R710, M9R610	01/11	⇒
MEGANE III 2.0 dCi	M9R610, F4R874	04/09	⇒
MEGANE III 2.0 R.S.	F4R874, F4R870	11/08	⇒
MEGANE III 2.0 Tce	F4R870, K9K728	11/08	⇒
MEGANE III 2.0 Tce 220	F4R874	11/13	⇒
MEGANE CC 1.2 Tce	H5F400, K9K636	09/12	⇒
MEGANE CC 1.5 dCi	K9K636, K9K636	06/10	⇒
MEGANE CC 1.6 dCi	R9M402	04/11	⇒
MEGANE CC 2.0 Tce	F4R870	06/10	⇒
MEGANE CC 2.0 Turbo	F4R874	10/11	⇒
MODUS / GRAND MODUS 1.2	D4F786	04/11	⇒
SCENIC 1.2 Tce	H5F408	07/14	⇒
SCENIC 1.5 dCi	K9K728, K4M812	06/07	⇒ 11/08
SCENIC 1.6	K4M812, F9Q816	07/07	⇒ 05/09
SCENIC 1.9 dCi	F9Q816, K4M704	06/07	⇒ 11/08
SCENIC 1.6 Bifuel	K4M704, F9Q732	03/01	⇒ 08/03
SCENIC I 1.9 dCi RX4	F9Q732, F4R740	11/00	⇒ 08/03
SCENIC 1.2 16V	F4R740, K4J730	07/00	⇒ 08/03
SCENIC 1.2 16V RX4	F4R744	06/00	⇒ 08/03
SCENIC II 1.4	K4J730, K9K722	06/03	⇒
SCENIC II 1.5 dCi	K9K722, K4M761	06/03	⇒
SCENIC II 1.6	K4M761, K4M764	06/03	⇒
SCENIC II 1.6 16V	K4M764, F9Q803	05/03	⇒
SCENIC II 1.6 Hi-Flex	K4M766	03/05	⇒ 07/10
SCENIC II 1.9 D	F9Q812	06/06	⇒
SCENIC II 1.9 dCi	F9Q803, M9R700	06/03	⇒
SCENIC II 1.9 dCi 130	F9Q804	10/05	⇒ 12/09
SCENIC II 2.0 16V Turbo	F4R776	05/04	⇒
SCENIC II 2.0 dCi	M9R700, H5F400	09/05	⇒
SCENIC III 1.2 Tce	H5F400, K9K636	04/12	⇒
SCENIC III 1.4 16V	H4J700	02/09	⇒
SCENIC III 1.5 dCi	K9K636, K4M866	02/09	⇒
SCENIC III 1.6 16V	K4M858	02/09	⇒
SCENIC III 1.6 16V Bifuel	K4M866, R9M402	02/09	⇒
SCENIC III 1.6 dCi	R9M402, F9Q870	04/11	⇒
SCENIC III 1.6 E85	K4M866	02/09	⇒
SCENIC III 1.9 dCi	F9Q870, K9K718	02/09	⇒
SCENIC III 2.0 dCi	M9R610	04/09	⇒
SYMBOL 1.5 dCi	K9K718, K4J712	09/08	⇒ 06/14
THALIA I 1.4	K7J700	08/00	⇒
THALIA I 1.4 16V	K4J712, K9K700	08/00	⇒
THALIA I 1.5 dCi	K9K700, K9K718	01/01	⇒
THALIA I 1.6	K7M746	03/98	⇒
THALIA I 1.9 D	F8Q630	02/98	⇒ 05/01
THALIA II 1.5 dCi	K9K718, F9Q760	09/08	⇒ 06/14
THALIA II 1.6 16V	K4M744	09/08	⇒
TRAFIC II 1.9 dCi	F9Q760, F9Q760	03/01	⇒
TRAFIC II 1.9 dCi 100	F9Q760	03/01	⇒
TRAFIC II 1.9 dCi 80	F9Q760, F4R720	03/01	⇒
TRAFIC II 2.0	F4R720, M9R630	03/01	⇒
TRAFIC II 2.0 16V	F4R820	08/06	⇒
TRAFIC II 2.0 dCi 115	M9R630, M9R630	08/06	⇒
TRAFIC II 2.0 dCi 90	M9R630, R9M413	08/06	⇒
TRAFIC II 2.5 dCi	G9U630	08/07	⇒
TRAFIC II 2.5 dCi 115	G9U630	02/08	⇒
TRAFIC II 2.5 dCi 135	G9U730	03/01	⇒
TRAFIC II 2.5 dCi 145	G9U630	08/06	⇒
TRAFIC II 2.5 DTi	G9U730	03/03	⇒ 07/03
TRAFIC III 1.6 dCi 115	R9M408	05/14	⇒
TRAFIC III 1.6 dCi 120	R9M413, D4F702	05/14	⇒
TRAFIC III 1.6 dCi 125	R9M452	07/15	⇒
TRAFIC III 1.6 dCi 140	R9M450	05/14	⇒
TRAFIC III 1.6 dCi 145	R9M452	07/15	⇒
TRAFIC III 1.6 dCi 90	R9M408	05/14	⇒
TRAFIC III 1.6 dCi 95	R9M413	07/15	⇒
TWINGO I 1.2 16V	D4F702, H4D400	01/01	⇒ 06/07
TWINGO III 0.9 Tce 110	H4B401	11/16	⇒
TWINGO III 0.9 Tce 90	H4B401	09/14	⇒
TWINGO III 1.0 Sce 70	H4D400, M9R760	09/14	⇒
VEL SATIS 2.0 16V Turbo	F4R762	06/02	⇒
VEL SATIS 2.0 dCi	M9R760, G9T600	08/05	⇒
VEL SATIS 2.2 dCi	G9T600, M9T702	06/02	⇒

VAUXHALL			
MOVANO 2.3 CDTi	M9T702, M9T686	05/10	⇒
MOVANO B 2.3 CDTi [RWD]	M9T686, M9T670	07/10	⇒
MOVANO B 2.3 CDTi FWD	M9T670, M9T670	05/10	⇒
MOVANO B 2.3 CDTi RWD	M9T670, R9M408	05/10	⇒
VIVARO 1.6 CDTi	R9M408, M9R630	05/14	⇒
VIVARO 1.9 DI	F9Q762	08/01	⇒ 07/14
VIVARO 1.9 DTi	F9Q760	08/01	⇒ 12/06
VIVARO 2.0 16V	F4R720	08/01	⇒ 07/14
VIVARO 2.0 CDTi	M9R630, G9U630	01/06	⇒ 07/14
VIVARO 2.0 ECOTEC	F4R820	08/06	⇒ 07/14

VAUXHALL			
VIVARO 2.5 CDTi	G9U630, G9U630	04/03	⇒ 07/14
VIVARO 2.5 DTi	G9U630, K9K612	07/03	⇒ 07/14

7.1224



3

BRAKE/CLUTCH PEDAL SWITCHES

Adatt./Suitable:

DACIA

82 00 276 359

GENERAL MOTORS

93 197 677

NISSAN

25320-00Q0B

OPEL

44 19 589

93197677

RENAULT

25 32 500 06R

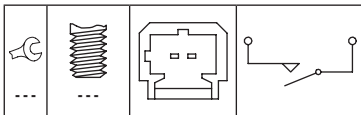
82 00 168 239

82 00 276 359

VAUXHALL

93197677

MARKET DIFFUSION: HIGH



DACIA			
DUSTER 1.2 Tce 125	H5F408	01/12	⇒
DUSTER 1.2 Tce 125 4x4	H5F410	06/15	⇒
DUSTER 1.5 dCi	K9K612, K9K856	04/10	⇒
DUSTER 1.5 dCi 4x4	K9K856, K4M642	06/10	⇒
DUSTER 1.6	K4M642, K4M490	04/10	⇒
DUSTER 1.6 16V	K4M490, K4M490	04/10	⇒
DUSTER 1.6 16V 4x4	K4M490, K4M616	06/10	⇒
DUSTER 1.6 16V Hi-Flex	K4M696	08/10	⇒
DUSTER 1.6 16V LPG	K4M616, F4R400	04/11	⇒
DUSTER 2.0	F4R400, M9T694	04/10	⇒
LOGAN I 1.6 16V Flexifuel	K4M696	07/10	⇒

NISSAN			
NV400 2.3 dCi 145 RWD	M9T694, M9T	11/11	⇒ 02/14
NV400 2.3 dCi 150	M9T880	02/14	⇒ 09/16
NV400 2.3 dCi 165	M9T, M9T670	06/14	⇒ 09/16
NV400 dCi 100	M9T670, --	11/11	⇒ 06/14
NV400 dCi 110	--, M9T670	06/14	⇒
NV400 dCi 125	K4J730, M9T686	11/11	⇒ 09/16
NV400 dCi 125 RWD	M9T686, --	11/11	⇒ 09/16
NV400 dCi 130 RWD	M9T710	06/16	⇒
NV400 dCi 140	--, M9T696	06/14	⇒ 09/16
NV400 dCi 140 RWD	M9T696, M9T678	06/14	⇒ 09/16
NV400 dCi 145	M9T678, M9T694	11/11	⇒ 06/16
NV400 dCi 145 RWD	M9T694, M9T	11/11	⇒ 06/16
NV400 dCi 150	M9T880	02/14	⇒ 09/16
NV400 dCi 150 RWD	M9T880	02/14	⇒ 09/16
NV400 dCi 160	M9T, M9T	06/14	⇒ 09/16
NV400 dCi 165	M9T, M9T	06/14	⇒ 06/16
NV400 dCi 165 RWD	M9T, M9T670	06/14	⇒
NV400 dCi 170	M9T	07/15	⇒

OPEL			
MOVANO B 2.3 CDTi	M9T670, M9T670	12/10	⇒
MOVANO B 2.3 CDTi FWD	M9T670, M9T686	05/10	⇒
MOVANO B 2.3 CDTi RWD	M9T686, M4R700	05/10	⇒

RENAULT			
CLIO II 2.0	M4R700, D4F740	11/07	⇒ 12/12
CLIO III 1.2	D4F764	10/05	⇒
CLIO III 1.2 16V	D4F740, D4F740	06/05	⇒
CLIO III 1.2 16V Hi-Flex	D4F740, K9K750	07/08	⇒
CLIO III 1.2 Hi-Flex	D4F742	11/07	⇒ 12/12
CLIO III 1.4 16V	K4J780	06/05	⇒
CLIO III 1.5 dCi	K9K750, K4M800	05/05	⇒
CLIO III 1.6 16V	K4M800, M4R700	06/05	⇒
CLIO III 1.6 16V GT	K4M862	06/09	⇒
CLIO III 2.0 16V	M4R700, --	09/06	⇒
CLIO III 2.0 16V Sport	--, F4R400	02/06	⇒
DUSTER 1.5 dCi [ExtraEU]	K9K796	06/11	⇒
DUSTER 1.5 dCi 4x4	K9K884	06/11	⇒
DUSTER 1.6 16V	K4M616	02/12	⇒
DUSTER 1.6 16V 4x4	K4M616	06/11	⇒ 05/15

RENAULT			
DUSTER 2.0 4x4	F4R400, F9Q680	02/12	⇒
ESPACE IV 1.9 dCi	F9Q680, F4R790	11/02	⇒
ESPACE IV 2.0	F4R790, M9R740	11/02	⇒
ESPACE IV 2.0 dCi	M9R740, F4R790	01/06	⇒
ESPACE IV 2.0 Turbo	F4R794, K9K728	11/02	⇒
ESPACE IV 2.2 dCi	G9T742	11/02	⇒
GRAND ESPACE 2.0	F4R790	04/03	⇒ 12/15
GRAND SCÉNIC II 1.5 dCi	K9K728, K4M761	04/04	⇒
GRAND SCÉNIC II 1.6	K4M761, F9Q803	04/04	⇒
GRAND SCÉNIC II 1.9 dCi	F9Q803, M9R700	04/04	⇒
GRAND SCÉNIC II 2.0	F4R776	04/04	⇒
GRAND SCÉNIC II 2.0 dCi	M9R700, K4M830CNG	09/05	⇒
KANGOO I 1.2 LPG	H5F400	07/13	⇒
KANGOO I 1.6	K4M836	02/12	⇒
KANGOO I 1.6 CNG	K4M830CNG, K4M834	10/07	⇒
KANGOO I 1.6 Hi-Flex	K4M834	02/12	⇒
KANGOO I 1.6 LPG	K4M834, H5F400	02/12	⇒
KANGOO II 1.2 Tce 115	H5F400, K9K608	07/13	⇒
KANGOO II 1.5 dCi	K9K608, K9K636	02/08	⇒
KANGOO II 1.5 dCi 110	K9K636, K9K608	09/10	⇒
KANGOO II 1.5 dCi 75	K9K608, K9K800	09/10	⇒
KANGOO II 1.5 dCi 85	K9K800, K9K608	02/08	⇒
KANGOO II 1.5 dCi 90	K9K608, K4M830	06/09	⇒
KANGOO II 1.6	K4M830, K4M830	02/08	⇒
KANGOO II 1.6 16V	K4M830, K4M834	02/08	⇒
KANGOO II 1.6 16V Hi-Flex	K4M834	02/08	⇒
KANGOO II 1.6 16V LPG	K4M834, F4P773	02/08	⇒
LAGUNA II 1.8 16V	F4P773, F9Q670	03/01	⇒ 12/07
LAGUNA II 1.9 dCi	F9Q670, F4R712	03/01	⇒ 12/07
LAGUNA II 2.0 16V	F4R712, K9K780	10/04	⇒ 09/07
LAGUNA III 1.5 dCi	K9K780, M9R742	10/07	⇒
LAGUNA III 1.6 16V	K4M824	10/07	⇒ 12/15
LAGUNA III 2.0 16V Hi-Flex	M4R704	10/07	⇒ 12/15
LAGUNA III 2.0 dCi	M9R742, M9R816	10/07	⇒
LAGUNA III 2.0 dCi GT	M9R816, F4R800	03/08	⇒ 12/15
LAGUNA III 2.0 GT	F4R800, M9R824	03/08	⇒ 12/15
LATITUDE 2.0 16V	M4R746	02/11	⇒
LATITUDE 2.0 dCi 130	M9R756	12/13	⇒
LATITUDE 2.0 dCi 150	M9R824, M9T676	02/11	⇒
MASTER II 2.3 dCi	M9T870	11/14	⇒
MASTER III 2.3 dCi	M9T676, M9T670	02/10	⇒
MASTER III 2.3 dCi 100 FWD	M9T670, M9T690	02/10	⇒
MASTER III 2.3 dCi 100 RWD	M9T690, M9T870	02/10	⇒
MASTER III 2.3 dCi 110 FWD	M9T870, M9T670	09/14	⇒
MASTER III 2.3 dCi 125 FWD	M9T670, M9T686	02/10	⇒
MASTER III 2.3 dCi 125 RWD	M9T686, M9T700	02/10	⇒
MASTER III 2.3 dCi 135 FWD	M9T700, M9T700	07/14	⇒
MASTER III 2.3 dCi 135 RWD	M9T700, M9T672	07/14	⇒
MASTER III 2.3 dCi 145 FWD	M9T672, M9T694	02/10	⇒
MASTER III 2.3 dCi 145 RWD	M9T694, M9T880	02/10	⇒
MASTER III 2.3 dCi 150 FWD	M9T880, M9T694	10/12	⇒
MASTER III 2.3 dCi 150 RWD	M9T694, M9T700	03/13	⇒
MASTER III 2.3 dCi 165 FWD	M9T700, M9T700	07/14	⇒
MASTER III 2.3 dCi 165 RWD	M9T700, K9K728	07/14	⇒
MASTER III 2.3 dCi 170 FWD	M9T706	07/15	⇒
MEGANE II 1.4	K4J730, K4J730	08/03	⇒
MEGANE II 1.4 16V	K4J730, K9K722	11/02	⇒ 02/08
MEGANE II 1.5 dCi	K9K722, K4M760	09/02	⇒ 12/10
MEGANE II 1.6	K4M760, K4M760	08/03	⇒
MEGANE II 1.6 16V	K4M760, F9Q800	11/02	⇒
MEGANE II 1.6 16V Hi-Flex	K4M856	02/08	⇒ 07/09
MEGANE II 1.6 Bifuel	K4M788	06/05	⇒ 02/08
MEGANE II 1.6 Flex-Fuel	K4M856	01/07	⇒ 02/08
MEGANE II 1.6 LPG 16V	K4M760	01/06	⇒ 08/09
MEGANE II 1.9 dCi	F9Q800, F4R770	11/02	⇒
MEGANE II 2.0	F4R770, F4R770	08/03	⇒
MEGANE II 2.0 16V	F4R770, M9R700	11/02	⇒ 02/08
MEGANE II 2.0 16V Turbo	F4R776	05/04	⇒ 03/09
MEGANE II 2.0 dCi	M9R700, F4R774	09/05	⇒
MEGANE II			

RENAULT			
SCÉNIC II 1.5 dCi	K9K722, K4M761	06/03	⇒
SCÉNIC II 1.6	K4M761, K4M764	06/03	⇒
SCÉNIC II 1.6 16V	K4M764, F9Q803	05/03	⇒
SCÉNIC II 1.6 Hi-Flex	K4M766	03/05	⇒ 07/10
SCÉNIC II 1.9 D	F9Q812	06/06	⇒
SCÉNIC II 1.9 dCi	F9Q803, M9R700	06/03	⇒
SCÉNIC II 1.9 dCi 130	F9Q804	10/05	⇒ 12/09
SCÉNIC II 2.0 16V Turbo	F4R776	05/04	⇒
SCÉNIC II 2.0 dCi	M9R700, D4F770	09/05	⇒
SCÉNIC 1.5 dCi	K9K728, K4M812	06/07	⇒ 11/08
SCÉNIC 1.6	K4M812, F9Q816	07/07	⇒ 05/09
SCÉNIC 1.9 dCi	F9Q816, K4J730	06/07	⇒ 11/08
TWINGO II 1.2	D4F770, D4F764	03/07	⇒
TWINGO II 1.2 16V	D4F764, D4F780	03/07	⇒
TWINGO II 1.2 TcE 100	D4F782	02/11	⇒
TWINGO II 1.2 Turbo	D4F780, K9K718	03/07	⇒
TWINGO II 1.5 dCi	K9K718, M9R760	03/07	⇒
TWINGO II 1.5 dCi 75	K9K820	10/10	⇒
TWINGO II 1.5 dCi 90	K9K820	10/10	⇒
TWINGO II 1.6 RS	K4M854	05/08	⇒
VEL SATIS 2.0 16V Turbo	F4R762	06/02	⇒
VEL SATIS 2.0 dCi	M9R760, G9T600	08/05	⇒
VEL SATIS 2.2 dCi	G9T600, D4F780	06/02	⇒
WIND 1.2	D4F780, M9T702	07/10	⇒
WIND 1.6	K4M854	07/10	⇒
VAUXHALL			
MOVANO 2.3 CDTi	M9T702, M9T686	05/10	⇒
MOVANO B 2.3 CDTi [RWD]	M9T686, M9T670	07/10	⇒
MOVANO B 2.3 CDTi FWD	M9T670, M9T670	05/10	⇒
MOVANO B 2.3 CDTi RWD	M9T670, M9T694	05/10	⇒

7.1225



3

BRAKE/CLUTCH PEDAL SWITCHES

Adatt./Suitable:
GENERAL MOTORS
93 197 675

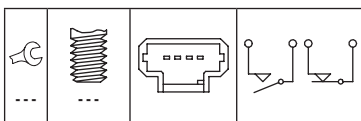
NISSAN
25320-00Q0A

OPEL
44 19 587
93197675

RENAULT
82 00 168 238

VAUXHALL
93197675

MARKET DIFFUSION: HIGH



NISSAN			
NV400 2.3 dCi 145 RWD	M9T694, M9T	11/11	⇒ 02/14
NV400 2.3 dCi 150	M9T880	02/14	⇒ 09/16
NV400 2.3 dCi 165	M9T, M9T670	06/14	⇒ 09/16
NV400 dCi 100	M9T670, --	11/11	⇒ 06/14
NV400 dCi 110	--, M9T670	06/14	⇒
NV400 dCi 125	M9T670, M9T686	11/11	⇒ 09/16
NV400 dCi 125 RWD	M9T686, --	11/11	⇒ 09/16
NV400 dCi 130 RWD	M9T710	06/16	⇒
NV400 dCi 140	--, M9T696	06/14	⇒ 09/16
NV400 dCi 140 RWD	M9T696, M9T678	06/14	⇒ 09/16
NV400 dCi 145	M9T678, M9T694	11/11	⇒ 06/16
NV400 dCi 145 RWD	M9T694, M9T	11/11	⇒ 06/16
NV400 dCi 150	M9T880	02/14	⇒ 09/16
NV400 dCi 150 RWD	M9T880	02/14	⇒ 09/16
NV400 dCi 160	M9T, M9T	06/14	⇒ 09/16
NV400 dCi 165	M9T, M9T	06/14	⇒ 06/16
NV400 dCi 165 RWD	M9T, M9T670	06/14	⇒
NV400 dCi 170	M9T	07/15	⇒
OPEL			
MOVANO B 2.3 CDTi	M9T670, M9T670	12/10	⇒
MOVANO B 2.3 CDTi FWD	M9T670, M9T686	05/10	⇒
MOVANO B 2.3 CDTi RWD	M9T686, M4R700	05/10	⇒
RENAULT			
CLIO II 2.0	M4R700, D4F740	11/07	⇒ 12/12
CLIO III 1.2	D4F764	10/05	⇒

RENAULT			
CLIO III 1.2 16V	D4F740, D4F740	06/05	⇒
CLIO III 1.2 16V Hi-Flex	D4F740, K9K752	07/08	⇒
CLIO III 1.2 Hi-Flex	D4F742	11/07	⇒ 12/12
CLIO III 1.5 dCi	K9K752, K4M800	05/05	⇒
CLIO III 1.6 16V	K4M800, M4R700	06/05	⇒
CLIO III 1.6 16V GT	K4M862	06/09	⇒
CLIO III 2.0 16V	M4R700, --	09/06	⇒
CLIO III 2.0 16V Sport	--, K9K728	02/06	⇒
GRAND SCÉNIC II 1.5 dCi	K9K728, K4M761	04/04	⇒
GRAND SCÉNIC II 1.6	K4M761, F9Q803	04/04	⇒
GRAND SCÉNIC II 1.6 Flex	K4M766	06/06	⇒ 11/08
GRAND SCÉNIC II 1.9 dCi	F9Q803, F4R770	04/04	⇒
GRAND SCÉNIC II 2.0	F4R770, M9R700	04/04	⇒
GRAND SCÉNIC II 2.0 dCi	M9R700, K4M830CNG	09/05	⇒
KANGOO I 1.2 LPG	H5F400	07/13	⇒
KANGOO I 1.6	K4M836	02/12	⇒
KANGOO I 1.6 CNG	K4M830CNG, K4M834	10/07	⇒
KANGOO I 1.6 Hi-Flex	K4M834	02/12	⇒
KANGOO I 1.6 LPG	K4M834, H5F400	02/12	⇒
KANGOO II 1.2 TcE 115	H5F400, K9K608	07/13	⇒
KANGOO II 1.5 dCi	K9K608, K9K636	02/08	⇒
KANGOO II 1.5 dCi 110	K9K636, K9K608	09/10	⇒
KANGOO II 1.5 dCi 75	K9K608, K9K800	09/10	⇒
KANGOO II 1.5 dCi 85	K9K800, K9K608	02/08	⇒
KANGOO II 1.5 dCi 90	K9K608, K4M830	06/09	⇒
KANGOO II 1.6	K4M830, K4M830	02/08	⇒
KANGOO II 1.6 16V	K4M830, K4M834	02/08	⇒
KANGOO II 1.6 16V Hi-Flex	K4M834	02/08	⇒
KANGOO II 1.6 16V LPG	K4M834, M9T696	02/08	⇒
KANGOO II Z.E.	5AM400	10/11	⇒
MASTER II 2.3 dCi	M9T696, M9T676	07/14	⇒
MASTER III 2.3 dCi	M9T676, M9T670	02/10	⇒
MASTER III 2.3 dCi 100 FWD	M9T670, M9T690	02/10	⇒
MASTER III 2.3 dCi 100 RWD	M9T690, M9T870	02/10	⇒
MASTER III 2.3 dCi 110 FWD	M9T870, M9T670	09/14	⇒
MASTER III 2.3 dCi 125 FWD	M9T670, M9T686	02/10	⇒
MASTER III 2.3 dCi 125 RWD	M9T686, M9T700	02/10	⇒
MASTER III 2.3 dCi 130 FWD	M9T704	03/12	⇒
MASTER III 2.3 dCi 130 RWD	M9T710	03/12	⇒
MASTER III 2.3 dCi 135 FWD	M9T700, M9T700	07/14	⇒
MASTER III 2.3 dCi 135 RWD	M9T700, M9T672	07/14	⇒
MASTER III 2.3 dCi 145 FWD	M9T672, M9T694	02/10	⇒
MASTER III 2.3 dCi 145 RWD	M9T694, M9T880	02/10	⇒
MASTER III 2.3 dCi 150 FWD	M9T880, M9T694	10/12	⇒
MASTER III 2.3 dCi 150 RWD	M9T694, M9T700	03/13	⇒
MASTER III 2.3 dCi 165 FWD	M9T700, M9T700	07/14	⇒
MASTER III 2.3 dCi 165 RWD	M9T700, K9K728	07/14	⇒
MASTER III 2.3 dCi 170 FWD	M9T706	07/15	⇒
MASTER III Z.E.	5AQ604	03/18	⇒
MEGANE II 1.4	K4J730, K4J730	08/03	⇒
MEGANE II 1.4 16V	K4J730, K9K722	11/02	⇒ 02/08
MEGANE II 1.5 dCi	K9K722, K4M760	09/02	⇒ 12/10
MEGANE II 1.6	K4M760, K4M760	08/03	⇒
MEGANE II 1.6 16V	K4M760, F9Q800	11/02	⇒
MEGANE II 1.6 16V Hi-Flex	K4M856	02/08	⇒ 07/09
MEGANE II 1.6 BiFuel	K4M788	06/05	⇒ 02/08
MEGANE II 1.6 Flex-Fuel	K4M856	01/07	⇒ 02/08
MEGANE II 1.6 LPG 16V	K4M760	01/06	⇒ 08/09
MEGANE II 1.9 dCi	F9Q800, F4R770	11/02	⇒
MEGANE II 2.0	F4R770, F4R770	08/03	⇒
MEGANE II 2.0 16V	F4R770, M9R700	11/02	⇒ 02/08
MEGANE II 2.0 16V Turbo	F4R776	05/04	⇒ 03/09
MEGANE II 2.0 dCi	M9R700, F4R774	09/05	⇒
MEGANE II 2.0 Renault Sport	F4R774, D4F740	05/04	⇒ 10/09
MEGANE I 1.5 dCi	K9K728, K4J730	08/03	⇒ 03/09
MEGANE I 1.6	K4M760	10/03	⇒ 01/06
MEGANE 1.2 16V	F4R770	01/02	⇒ 08/03
MODUS 1.2 BiFuel	D4F744	06/09	⇒ 12/12
MODUS / GRAND MODUS 1.2	D4F740, K9K760	12/04	⇒
MODUS / GRAND MODUS 1.2 16V Hi-Flex	D4F742	10/08	⇒
MODUS / GRAND MODUS 1.4	K4J770	12/04	⇒
MODUS / GRAND MODUS 1.5 dCi	K9K760, K9K750	12/04	⇒
MODUS / GRAND MODUS 1.5 dCi 75	K9K770	10/10	⇒
MODUS / GRAND MODUS 1.5 dCi 90	K9K750, K4M790	10/10	⇒
MODUS / GRAND MODUS 1.6	K4M790, K9K728	12/04	⇒
SCÉNIC II 1.4	K4J730, K9K722	06/03	⇒
SCÉNIC II 1.5 dCi	K9K722, K4M761	06/03	⇒
SCÉNIC II 1.6	K4M761, K4M764	06/03	⇒
SCÉNIC II 1.6 16V	K4M764, F9Q803	05/03	⇒
SCÉNIC II 1.6 BiFuel	K4M764	08/03	⇒ 05/06
SCÉNIC II 1.6 Hi-Flex	K4M766	03/05	⇒ 07/10
SCÉNIC II 1.9 D	F9Q812	06/06	⇒
SCÉNIC II 1.9 dCi	F9Q803, F4R770	06/03	⇒
SCÉNIC II 1.9 dCi 130	F9Q804	10/05	⇒ 12/09

RENAULT			
SCÉNIC II 2.0	F4R770, M9R700	06/03	⇒
SCÉNIC II 2.0 16V Turbo	F4R776	05/04	⇒
SCÉNIC II 2.0 dCi	M9R700, D4F770	09/05	⇒
SCÉNIC 1.5 dCi	K9K728, K4M812	06/07	⇒ 11/08
SCÉNIC 1.6	K4M812, F9Q816	07/07	⇒ 05/09
SCÉNIC 1.9 dCi	F9Q816, K4J730	06/07	⇒ 11/08
TWINGO II 1.2	D4F770, D4F764	03/07	⇒
TWINGO II 1.2 16V	D4F764, D4F780	03/07	⇒
TWINGO II 1.2 TcE 100	D4F782	02/11	⇒
TWINGO II 1.2 Turbo	D4F780, K9K718	03/07	⇒
TWINGO II 1.5 dCi	K9K718, D4F780	03/07	⇒
TWINGO II 1.5 dCi 75	K9K820	10/10	⇒
TWINGO II 1.5 dCi 90	K9K820	10/10	⇒
TWINGO II 1.6 RS	K4M854	05/08	⇒
WIND 1.2	D4F780, M9T702	07/10	⇒
WIND 1.6	K4M854	07/10	⇒
VAUXHALL			
MOVANO 2.3 CDTi	M9T702, M9T686	05/10	⇒
MOVANO B 2.3 CDTi [RWD]	M9T686, M9T670	07/10	⇒
MOVANO B 2.3 CDTi FWD	M9T670, M9T670	05/10	⇒
MOVANO B 2.3 CDTi RWD	M9T670, 199A8.000	05/10	⇒

7.1226



3

BRAKE/CLUTCH PEDAL SWITCHES

Adatt./Suitable:

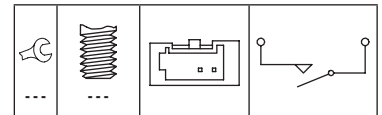
ABARTH
51798630

FIAT
51798630

GENERAL MOTORS
95 510 056

OPEL
12 39 019
95510056

VAUXHALL
95510056



ABARTH			
GRANDE PUNTO 1.4	199A8.000, 199A3.000	12/07	⇒ 12/12
FIAT			
DOBLO I 1.3 JTD Multijet	199A3.000, 198A3.000	02/10	⇒
DOBLO I 1.4	843A1.000	02/10	⇒
DOBLO I 1.6 JTD Multijet/ Multijet	198A3.000, 263A2.000	02/10	⇒
DOBLO I 2.0 JTD Multijet	263A1.000	02/10	⇒
DOBLO II 1.3 D Multijet	263A2.000, 198A4.000	02/10	⇒
DOBLO II 1.4	198A4.000, 198A4.000	02/10	⇒
DOBLO II 1.4 Natural Power	198A4.000, 198A3.000	02/10	⇒
DOBLO II 1.6 D Multijet	198A3.000, 199A3.000	02/10	⇒
DOBLO II 2.0 D Multijet	263A1.000	01/10	⇒
PRATICO 1.3 JTD Multijet	199A3.000, A14FC	02/10	⇒
PRATICO 1.6 JTD Multijet	198A3.000	02/10	⇒
PRATICO 2.0 JTD Multijet	263A1.000	02/10	⇒
PUNTO III / GRANDE PUNTO 1.4 16V	199A6.000	10/05	⇒
PUNTO III / GRANDE PUNTO 1.4 T-Jet	198A4.000	09/07	⇒
OPEL			
COMBO D 1.3 CDTi	A13FD	02/12	⇒
COMBO D 1.4	A14FC, A14FC	02/12	⇒
COMBO D 1.4 CNG	A14FC, A16FDH	02/12	⇒
COMBO D 1.6 CDTi	A16FDH, K9K790	02/12	⇒
COMBO D 2.0 CDTi	A20FD	02/12	⇒
VAUXHALL			
COMBO D 1.3 CDTi	A13FD	11/11	⇒
COMBO D 1.4	A14FP	11/11	⇒
COMBO D 1.4 CNG	A14FC	11/11	⇒
COMBO D 1.6 CDTi	A16FDH	11/11	⇒
COMBO D 2.0 CDTi	A20FD	11/11	⇒

7.1227



3

BRAKE/CLUTCH PEDAL SWITCHES

Adatt./Suitable:

DACIA
82 00 276 361

NISSAN
25320-00QAF

RENAULT
82 00 276 361

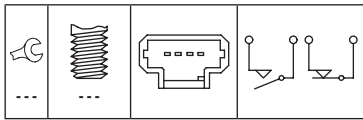
ITEM NOW AVAILABLE FROM PRODUCTION

- ARTICOLO ORA DISPONIBILE PER LA VENDITA
- ARTICLE DISPONIBLE EN PRODUCTION COURANTE
- JETZ ZUM VERKAUF VERFÜGBARER ARTIKEL
- ARTICULO AHORA DISPONIBLE EN PRODUCCION

1078 Has the same colour as the original part : Black

- corrisponde al pezzo originale colorato : nero
- Correspond à la pièce originale dans sa couleur : noir
- Entspricht dem Originalteil in Farbe : schwarz
- corresponde al color de la pieza original : negro

MARKET DIFFUSION: HIGH



DACIA		
LOGAN I 1.0	D4D760	12/05 →
LOGAN I 1.4	K7J710	09/04 →
LOGAN I 1.4 MPI LPG	K7J710	02/06 →
LOGAN I 1.5 dCi	K9K790, K7M710	09/05 →
LOGAN I 1.6	K7M710, K4M690	09/04 →
LOGAN I 1.6 16V	K4M690, K9K790	12/05 →
LOGAN I 1.6 16V Hi-Flex	K4M690	11/09 →
LOGAN I 1.6 Bifuel	K7M710	11/08 →
SANDERO I 1.2 16V LPG	D4F732	11/08 →
SANDERO I 1.5 dCi	K9K790, F4R720	06/08 →
SANDERO I 1.6	K7M718	06/08 →
SANDERO I 1.6 16V Bifuel	K4M690	01/11 →

NISSAN		
PRIMASTAR 1.9 dCi 100	F9Q760	07/02 →
PRIMASTAR 1.9 dCi 80	F9Q762	09/02 →
PRIMASTAR 2.0	F4R720, M9R630	02/03 →
PRIMASTAR 2.0 dCi 115	M9R630, M9R630	09/06 →
PRIMASTAR 2.0 dCi 90	M9R630, G9U630	09/06 →
PRIMASTAR 2.5 dCi 115	G9U630, G9U630	09/08 →
PRIMASTAR 2.5 dCi 140	G9U730	07/03 →
PRIMASTAR 2.5 dCi 150	G9U632	09/06 →
PRIMASTAR dCi 100	F9Q760	03/01 →
PRIMASTAR dCi 115	G9U630, M9R630	09/08 →
PRIMASTAR dCi 120	M9R630, M9R630	09/06 →
PRIMASTAR dCi 140	G9U730	07/03 →
PRIMASTAR dCi 150	G9U632	09/06 →
PRIMASTAR dCi 80	F9Q762	03/01 →
PRIMASTAR dCi 90	M9R630, D4F744	09/06 →

RENAULT		
CLIO III 1.2 16V	D4F744, --	06/05 →
CLIO III 1.2 16V Hi-Flex	D4F740	07/08 →
CLIO III 2.0 16V Sport	--, K4M711	09/08 →
ESPACE IV 2.0 dCi	M9R812	01/06 →
LAGUNA II 1.6 16V	K4M711, F4P770	03/01 →
LAGUNA II 1.6 LPG	K4M714	03/01 → 05/05
LAGUNA II 1.8 16V	F4P770, F9Q650	03/01 →
LAGUNA II 1.9 dCi	F9Q650, F4R786	03/01 →
LAGUNA II 2.0 16V	F4R713	09/02 → 05/05
LAGUNA II 2.0 16V Turbo	F4R786, G9T600	01/03 → 08/05
LAGUNA II 2.2 dCi	G9T600, K7M710	03/01 →
LOGAN 1.0	D4D760	12/05 →
LOGAN 1.2 16V	D4F732	02/06 →
LOGAN 1.5 dCi	K9K790	09/05 →
LOGAN 1.6	K7M714	09/04 →
LOGAN 1.6 16V	K4M694	12/05 →

RENAULT		
LOGAN 1.6 MPI 85	K7M800	05/10 →
MODUS / GRAND MODUS 1.2	D4F742	01/08 →
MODUS / GRAND MODUS 1.5 dCi 90	K9K750	10/10 →
MODUS / GRAND MODUS 1.6	K4M792	12/04 →
SANDERO I 1.2 16V	D4F732	11/08 →
SANDERO I 1.5 dCi	K9K790	04/07 →
SANDERO I 1.6	K7M710, F9Q760	12/07 →
SANDERO I 1.6 MPI 85	K7M800	05/10 →
TRAFIC II 1.9 dCi	F9Q760	03/01 →
TRAFIC II 1.9 dCi 100	F9Q760	03/01 →
TRAFIC II 1.9 dCi 80	F9Q760, F4R720	03/01 →
TRAFIC II 2.0	F4R720, M9R630	03/01 →
TRAFIC II 2.0 16V	F4R820	08/06 →
TRAFIC II 2.0 dCi	M9R630, M9R630	08/06 →
TRAFIC II 2.0 dCi 115	M9R630, M9R630	08/06 →
TRAFIC II 2.0 dCi 90	M9R630, D4F764	08/06 →
TRAFIC II 2.5 dCi	G9U630	08/07 →
TRAFIC II 2.5 dCi 115	G9U630	02/08 →
TRAFIC II 2.5 dCi 135	G9U730	03/01 →
TRAFIC II 2.5 dCi 145	G9U630	08/06 →
TRAFIC II 2.5 DTi	G9U730	03/03 → 07/03
TWINGO II 1.2 16V	D4F764, G9T600	03/07 →
TWINGO II 1.2 Tce 100	D4F782	02/11 →
VEL SATIS 2.0 dCi	M9R760	01/06 →
VEL SATIS 2.2 dCi	G9T600, BKD	06/02 →

7.1228



3

BRAKE/CLUTCH PEDAL SWITCHES

Adatt./Suitable:

AUDI
3B0 945 511 B
3B0 945 511 C
6Q0 945 511

BENTLEY
6Q0 945 511

SEAT
3B0 945 511 B
3B0 945 511 C
6Q0 945 511

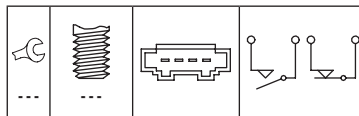
SKODA
3B0 945 511 B
3B0 945 511 C
6Q0 945 511

VW
3B0 945 511 B
3B0 945 511 C
6Q0 945 511

01 Not for sale in Germany

- Non vendibile in Germania
- Pas à vendre en Allemagne
- Nicht zum Verkauf in Deutschland
- No para la venta en Alemania

MARKET DIFFUSION: HIGH



AUDI		
A3 II 2.0 TDI 16V	BKD, AXW	05/03 → 08/12
A3 II 2.0 TDI quattro	AZV	05/03 → 06/08
A3 II SPORTBACK 2.0 FSI	AXW, BKD	09/04 → 06/08
A3 II SPORTBACK 2.0 TDI 16V	BKD, AXW	09/04 → 03/13
A3 II SPORTBACK 2.0 TFSI quattro	AXX, BDB	09/04 → 03/13
A3 II SPORTBACK 3.2 V6 quattro	BDB, BYH	09/04 → 05/09
A3 II SPORTBACK S3 quattro	BHZ	06/08 → 03/13
R8 4.2 FSI quattro	BYH, BUJ	04/07 → 07/15
R8 5.2 FSI quattro	BUJ, BEB	04/09 → 07/15

BENTLEY		
CONTINENTAL 6.0 AWD	BEB, BWRA	12/06 →
CONTINENTAL 6.0 FlexFuel	CKHC	01/10 → 07/10
CONTINENTAL 6.0 Trazione integrale	BWRA, BGU	08/07 →

SEAT		
ALTEA 1.4 16V	BXW	05/06 →
ALTEA 1.4 TSI	CAXC	11/07 →
ALTEA 1.6	BGU, BYT	03/04 →
ALTEA 1.8 TFSI	BYT, BJB	01/07 →
ALTEA 1.9 TDI	BJB, BLR	04/04 →

SEAT		
ALTEA 2.0 FSI	BLR, AZV	05/04 → 03/09
ALTEA 2.0 TDI	AZV, BKD	03/04 →
ALTEA 2.0 TDI 16V	BKD, BGU	03/04 →
ALTEA 2.0 TFSI	BWA	04/06 →
ALTEA XL 1.4 16V	BXW	10/06 →
ALTEA XL 1.4 TSI	CAXC	11/07 →
ALTEA XL 1.6	BGU, BSE	10/06 →
ALTEA XL 1.6 LPG	CHGA	09/09 →
ALTEA XL 1.6 Multifuel	BSE, BYT	10/06 →
ALTEA XL 1.8 TFSI	BYT, BKC	01/07 →
ALTEA XL 1.9 TDI	BKC, BVY	10/06 →
ALTEA XL 1.9 TDI 4x4	BLS	06/09 → 12/10
ALTEA XL 2.0 FSI	BVY, BMM	10/06 → 03/09
ALTEA XL 2.0 TDI	BMM, BMM	10/06 →
ALTEA XL 2.0 TDI 4x4	BMM, BWA	06/07 →
ALTEA XL 2.0 TFSI	BWA	10/06 → 05/09
ALTEA XL 2.0 TFSI 4x4	BWA, AZQ	06/07 →
CORDOBA II 1.2	AZQ, BBY	10/02 → 06/06
CORDOBA II 1.2 12V	BXV	05/06 → 11/09
CORDOBA II 1.4 16V	BBY, AMF	09/02 →
CORDOBA II 1.4 TDI	AMF, ASZ	10/02 → 11/09
CORDOBA II 1.6	BAH	04/03 → 11/09
CORDOBA II 1.6 16V	BTS	11/06 → 11/09
CORDOBA II 1.9 SDI	ASY	09/02 → 11/09
CORDOBA II 1.9 TDI	ASZ, AZL	09/02 → 11/09
CORDOBA II 2.0	AZL, AZQ	09/02 → 11/09
IBIZA III 1.2	AZQ, AUB	02/02 → 05/08
IBIZA III 1.2 12V	BXV	05/06 → 11/09
IBIZA III 1.4 16V	AUB, AMF	02/02 → 11/09
IBIZA III 1.4 TDI	AMF, BBU	05/02 → 11/09
IBIZA III 1.6	BAH	02/03 → 11/09
IBIZA III 1.6 16V	BTS	11/06 → 11/09
IBIZA III 1.8 T Cupra R	BBU, BJX	01/04 → 02/08
IBIZA III 1.8 T FR	BJX, ASZ	12/03 → 05/08
IBIZA III 1.9 SDI	ASY	02/02 → 12/05
IBIZA III 1.9 TDI	ASZ, BPX	02/02 → 11/09
IBIZA III 1.9 TDI Cupra R	BPX, AZL	03/04 → 02/08
IBIZA III 2.0	AZL, BXW	04/02 → 11/09
IBIZA IV 1.4 LPG	BXW	07/08 → 05/11
LEON II 1.4 16V	BXW, BSE	06/06 → 12/12
LEON II 1.4 TSI	CAXC	11/07 → 12/12
LEON II 1.6	BSE, BSE	07/05 → 12/12
LEON II 1.6 MultiFuel	BSE, BZB	11/10 → 12/12
LEON II 1.8 TSI	BZB, BKC	06/07 → 12/12
LEON II 1.9 TDI	BKC, BLR	07/05 → 12/10
LEON II 2.0 FSI	BLR, AZV	07/05 → 05/10
LEON II 2.0 TDI	AZV, BWA	07/05 → 12/12
LEON II 2.0 TDI 16V	BKD	07/05 → 12/12
LEON II 2.0 TFSI	BWA, BGU	05/05 → 12/12
TOLEDO III 1.4 16V	BXW	05/06 → 05/09
TOLEDO III 1.4 TSI	CAXC	11/07 → 05/09
TOLEDO III 1.6	BGU, BYT	10/04 → 05/09
TOLEDO III 1.8 TFSI	BYT, BJB	01/07 → 05/09
TOLEDO III 1.9 TDI	BJB, BLR	10/04 → 05/09
TOLEDO III 2.0 FSI	BLR, AZV	10/04 → 05/09
TOLEDO III 2.0 TDI	AZV, AOV	09/04 → 05/09
TOLEDO III 2.0 TDI 16V	BKD	04/04 → 05/09
TOLEDO III 2.0 TFSI	BWA	11/05 → 05/09

SKODA		
FABIA I 1.0	AQV, AWY	12/99 → 08/02
FABIA I 1.2	AWY, AME	07/01 → 03/08
FABIA I 1.4	AME, AUA	04/00 → 12/07
FABIA I 1.4 16V	AUA, AMF	12/99 → 03/08
FABIA I 1.4 TDI	AMF, ATD	04/03 → 03/08
FABIA I 1.9 SDI	ASY	11/99 → 03/08
FABIA I 1.9 TDI	ATD, ASZ	01/00 → 03/08
FABIA I 1.9 TDI RS	ASZ, BBM	06/03 → 03/08
FABIA I 2.0	AZL	12/99 → 03/08
FABIA II 1.2	BBM, CGPA	12/06 →
FABIA II 1.2 [IND]	CJLA	09/10 →
FABIA II 1.2 LPG	CGPA, CBZA	07/07 → 11/14
FABIA II 1.2 TDI	CFWA	05/10 → 12/14
FABIA II 1.2 TSI	CBZA, BXW	03/10 → 12/14
FABIA II 1.4	BXW, BXW	01/07 → 12/14
FABIA II 1.4 [CHN]	CDDA	12/08 →
FABIA II 1.4 LPG	BXW, BMS	01/07 → 11/14
FABIA II 1.4 TDI	BMS, CAVE	01/07 → 03/10
FABIA II 1.4 TSI RS	CAVE, BTS	05/10 → 12/14
FABIA II 1.6	BTS, CAYA	04/07 → 12/14
FABIA II 1.6 [CHN]	CDEA	12/08 →
FABIA II 1.6 TDI	CAYA, BLS	03/10 → 12/14
FABIA II 1.9 TDI	BLS, BGU	04/07 → 03/10
OCTAVIA II 1.4	BCA	05/04 → 05/06
OCTAVIA II 1.6	BGU, BJB	06/04 → 06/13
OCTAVIA II 1.6 FSI	BLF	02/04 → 10/08
OCTAVIA II 1.9 TDI	BJB, BKC	06/04 → 12/10
OCTAVIA II 1.9 TDI 4x4	BKC, BLR	11/04 → 12/10
OCTAVIA II 2.0 FSI	BLR, BLX	11/04 → 10/08

SKODA		
OCTAVIA II 2.0 FSI 4x4	BLX, AZV	11/04 ⇒ 10/08
OCTAVIA II 2.0 TDI	AZV	02/04 ⇒ 05/10
OCTAVIA II 2.0 TDI 16V	AZV, BME	02/04 ⇒ 05/13
ROOMSTER 1.2	BME, CBZA	05/06 ⇒ 05/15
ROOMSTER 1.2 LPG	CGPA	03/09 ⇒ 05/15
ROOMSTER 1.2 TDI	CFWA	03/10 ⇒ 05/15
ROOMSTER 1.2 TSI	CBZA, BXW	03/10 ⇒ 05/15
ROOMSTER 1.4	BXW, BXW	09/06 ⇒ 05/15
ROOMSTER 1.4 LPG	BXW, BMS	03/10 ⇒ 05/15
ROOMSTER 1.4 TDI	BMS, BTS	07/06 ⇒ 03/10
ROOMSTER 1.6	BTS, CAYA	09/06 ⇒ 05/15
ROOMSTER 1.6 LPG	BTS	06/06 ⇒ 07/10
ROOMSTER 1.6 TDI	CAYA, AXR	03/10 ⇒ 05/15
ROOMSTER 1.9 TDI	AXR, BAH	03/06 ⇒ 03/10

VOLKSWAGEN (BR)

POLO 1.0	ARA	07/02 ⇒ 01/04
POLO 1.4	BKY	07/06 ⇒
POLO 1.4 16V	BBY	09/02 ⇒
POLO 1.6	BAH, BCA	02/02 ⇒
POLO 1.9 SDI	ASY	05/02 ⇒
POLO 2.0	BBX	05/02 ⇒

VW

CADDY III 1.4	BCA, BGU	03/04 ⇒ 08/10
CADDY III 1.6	BGU, BJB	04/04 ⇒ 05/15
CADDY III 1.9 TDI	BJB, BDJ	04/04 ⇒ 08/10
CADDY III 1.9 TDI 4motion	BLS	05/08 ⇒ 08/10
CADDY III 2.0 EcoFuel	BSX	04/06 ⇒ 05/15
CADDY III 2.0 SDI	BDJ, --	03/04 ⇒ 08/10
CADDY III 2.0 TDI	BMM	09/07 ⇒ 08/10
FOX 1.0	--, BJE	10/03 ⇒
FOX 1.0 Alcohol	BJE, BMD	10/03 ⇒
FOX 1.0 Total Flex	CCNA	03/08 ⇒
FOX 1.2	BMD, BAH	04/05 ⇒
FOX 1.4	BKR	04/05 ⇒
FOX 1.4 TDI	BNM	04/05 ⇒
FOX 1.6	BAH, BJA	10/03 ⇒
FOX 1.6 Alcohol	--	10/03 ⇒
FOX 1.6 Total Flex	BJA, BCA	10/03 ⇒
FOX 1.9 D	ASY	12/07 ⇒
GOLF IV 1.6 FSI	BAG	10/03 ⇒ 07/04
GOLF V 1.4	BUD	06/07 ⇒ 07/09
GOLF V 1.4 16V	BCA, BKG	10/03 ⇒ 12/13
GOLF V 1.4 FSI	BKG, BLG	10/03 ⇒ 11/06
GOLF V 1.4 TSI	BLG, BGU	11/05 ⇒ 12/13
GOLF V 1.6	BGU, BAG	01/04 ⇒ 12/13
GOLF V 1.6 FSI	BAG, CCSA	10/03 ⇒ 07/08
GOLF V 1.6 MultiFuel	CCSA, BKC	10/07 ⇒ 12/13
GOLF V 1.9 TDI	BKC, BKC	10/03 ⇒ 07/09
GOLF V 1.9 TDI 4motion	BKC, AXW	08/04 ⇒ 07/09
GOLF V 2.0	BWA	06/07 ⇒ 07/09
GOLF V 2.0 FSI	AXW, BLX	01/04 ⇒ 11/08
GOLF V 2.0 FSI 4motion	BLX, AXX	08/04 ⇒ 11/08
GOLF V 2.0 GTI	AXX, AZV	10/04 ⇒ 02/09
GOLF V 2.0 SDI	BDK	01/04 ⇒ 11/08
GOLF V 2.0 TDI	AZV, BKD	10/03 ⇒ 12/13
GOLF V 2.0 TDI 16V	BKD, BGP	10/03 ⇒ 12/13
GOLF V 2.0 TDI 16V 4motion	BKD	08/04 ⇒ 11/08
GOLF V 2.0 TDI 4motion	AZV	08/04 ⇒ 07/09
GOLF V 2.5 FSI	BGP, BLG	06/05 ⇒ 11/08
JETTA V 1.4 TSI	BLG, BSE	07/06 ⇒ 10/10
JETTA V 1.6	BSE, CAYB	10/05 ⇒ 10/10
JETTA V 1.6 FSI	BLF	09/05 ⇒ 10/10
JETTA V 1.6 MultiFuel	CCSA	01/08 ⇒ 10/10
JETTA V 1.6 TDI	CAYB, BKC	06/09 ⇒ 10/10
JETTA V 1.9 TDI	BKC, BLR	08/05 ⇒ 10/10
JETTA V 2.0 FSI	BLR, AZV	08/05 ⇒ 10/10
JETTA V 2.0 TDI	AZV, BKD	09/05 ⇒ 10/10
JETTA V 2.0 TDI 16V	BKD, BPY	08/05 ⇒ 10/10
JETTA V 2.0 TFSI	BPY, BGP	10/05 ⇒ 10/10
JETTA V 2.5	BGP, AER	01/06 ⇒ 10/10
PASSAT IV 1.8 [CHN]	CED	08/07 ⇒
POLO III 1.0	AER, AEX	10/99 ⇒ 09/01
POLO III 1.4	AEX, AFH	05/97 ⇒ 09/01
POLO III 1.4 16V	AFH, ARC	10/99 ⇒ 09/01
POLO III 1.4 TDI	AMF	10/99 ⇒ 09/01
POLO III 1.6 [ExtraEU]	BAH	07/03 ⇒ 07/06
POLO III 1.6 16V GTI	ARC, AEF	10/99 ⇒ 09/01
POLO III 1.7 SDI	AHG	04/97 ⇒ 09/01
POLO III 1.9 D	AEF, AEF	10/99 ⇒ 09/01
POLO III 1.9 SDI	AEF, AFH	05/96 ⇒ 09/01
POLO III 1.9 TDI	ATD	07/03 ⇒ 06/05
POLO III 100 1.4 16V	AFH, AER	04/96 ⇒ 10/99
POLO III 50 1.0	AER, AEX	09/96 ⇒ 10/99
POLO III 55 1.4	AEX, AKK	08/95 ⇒ 10/99
POLO III 60 1.4	AKK, AEF	07/95 ⇒ 10/99
POLO III 60 1.7 SDI	AKU	08/97 ⇒ 10/99
POLO III 64 1.9 D	AEF, AEF	10/94 ⇒ 10/99
POLO III 64 1.9 SDI	AEF, AWY	07/96 ⇒ 10/99

VW		
POLO IV 1.0	ARA	02/03 ⇒ 10/03
POLO IV 1.2	AWY, AZQ	01/02 ⇒ 11/09
POLO IV 1.2 12V	AZQ, BBY	10/01 ⇒ 11/09
POLO IV 1.4	BBY, AUA	08/02 ⇒
POLO IV 1.4 16V	AUA, AMF	10/01 ⇒ 11/09
POLO IV 1.4 BiFuel	BUD	05/06 ⇒ 11/09
POLO IV 1.4 FSI	AXU	02/02 ⇒ 07/06
POLO IV 1.4 TDI	AMF, BAH	10/01 ⇒
POLO IV 1.6	BAH, ASZ	08/02 ⇒
POLO IV 1.6 16V	BTS	05/06 ⇒ 11/09
POLO IV 1.8 GTI	BJX	09/05 ⇒ 11/09
POLO IV 1.8 GTI Cup Edition	BBU	05/06 ⇒ 11/09
POLO IV 1.9 SDI	ASY	10/01 ⇒
POLO IV 1.9 TDI	ASZ, CCRA	10/01 ⇒ 11/09
POLO IV 2.0	BBX	09/02 ⇒
SPACEFOX / SPACE CROSS 1.6 FSI	CCRA, CCRA	03/06 ⇒
SPACEFOX / SPACE CROSS 1.6 Total Flex	CCRA, BGU	03/06 ⇒
TOURAN I 1.4 [CHN]	CFBA	04/09 ⇒
TOURAN I 1.6	BGU, BAG	07/03 ⇒ 05/10
TOURAN I 1.6 FSI	BAG, BPL	02/03 ⇒ 01/07
TOURAN I 1.8 [CHN]	BPL, AVQ	02/08 ⇒
TOURAN I 1.9 TDI	AVQ, AXW	02/03 ⇒ 05/10
TOURAN I 2.0 FSI	AXW, AZV	10/03 ⇒ 05/10
TOURAN I 2.0 TDI	AZV, BKD	02/03 ⇒ 05/10
TOURAN I 2.0 TDI [CHN]	CGZA	04/09 ⇒
TOURAN I 2.0 TDI 16V	BKD	08/03 ⇒ 05/10

7.1229



3

BRAKE/CLUTCH PEDAL SWITCHES

Adatt./Suitable:

AUDI

1K2 945 511
1K2 945 511 NAR
1K2 945 511 RDW
3B0 945 511
3B0 945 511 B
3B0 945 511 C
3B0 945 511 D
7L6 945 511

BENTLEY

1K2 945 511
3B0 945 511 A
3B0 945 511 C

SEAT

1K2 945 511
1K2 945 511 NAR
1K2 945 511 RDW
3B0 945 511
3B0 945 511 A
3B0 945 511 B
3B0 945 511 C
3B0 945 511 D
7L6 945 511

SKODA

1K2 945 511
1K2 945 511 NAR
1K2 945 511 RDW
3B0 945 511
3B0 945 511 A
3B0 945 511 B
3B0 945 511 C
3B0 945 511 D
7L6 945 511
8E0 945 515

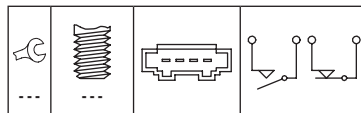
VW

1K2 945 511
1K2 945 511 NAR
1K2 945 511 RDW
3B0 945 511
3B0 945 511 A
3B0 945 511 B
3B0 945 511 C
3B0 945 511 D
7L6 945 511
8E0 945 515

*1 Not for sale in Germany

- Non vendibile in Germania
- Pas à vendre en Allemagne
- Nicht zum Verkauf in Deutschland
- No para la venta en Alemania

MARKET DIFFUSION: HIGH



AUDI

A3 II 2.0 TDI 16V	BKD, BKD	05/03 ⇒ 08/12
A3 II 2.0 TDI quattro	AZV	05/03 ⇒ 06/08
A3 II SPORTBACK 2.0 FSI	AXW	09/04 ⇒ 06/08

A3 II SPORTBACK 2.0 TDI 16V	BKD, BDB	09/04 ⇒ 03/13
A3 II SPORTBACK 3.2 V6 quattro	BDB, AMB	09/04 ⇒ 05/09
A3 II SPORTBACK S3 quattro	BHZ	06/08 ⇒ 03/13
A4 II 1.6	ALZ	11/00 ⇒ 12/04
A4 II 1.8 T	AMB, AMB	11/00 ⇒ 03/09
A4 II 1.8 T quattro	AMB, AVB	11/00 ⇒ 03/09
A4 II 1.9 TDI	AVB, BPW	11/00 ⇒ 12/04
A4 II 1.9 TDI quattro	AVF	11/01 ⇒ 12/04
A4 II 2.0	ALT	11/00 ⇒ 12/05
A4 II 2.0 FSI	AWA	07/02 ⇒ 12/04
A4 II 2.0 TDI	BPW, BWE	01/06 ⇒ 03/09
A4 II 2.0 TFSI 16V	BWE, AMM	01/06 ⇒ 03/09
A4 II 2.0 TFSI quattro	BWT	11/05 ⇒ 03/09
A4 II 2.4	AMM, AYM	09/01 ⇒ 12/05
A4 II 2.5 TDI	AYM, AKE	08/01 ⇒ 12/05
A4 II 2.5 TDI quattro	AKE, ASN	11/00 ⇒ 12/04
A4 II 2.7 TDI	BPP	06/06 ⇒ 03/09
A4 II 3.0	ASN, ASN	11/00 ⇒ 12/05
A4 II 3.0 quattro	ASN, ASB	11/00 ⇒ 12/05
A4 II 3.0 TDI quattro	ASB, BKE	01/06 ⇒ 03/09
A4 II 3.2 FSI	AUK	01/06 ⇒ 03/09
A4 II 3.2 FSI quattro	AUK	01/06 ⇒ 03/09
A4 II RS4 quattro	BNS	06/06 ⇒ 03/09
A4 II S4 quattro	BBK	03/03 ⇒ 03/09
A4 III 1.6	ALZ	11/04 ⇒ 06/08
A4 III 1.8 T	BFB	11/04 ⇒ 06/08
A4 III 1.8 T quattro	BFB	11/04 ⇒ 06/08
A4 III 1.9 TDI	BKE, BNA	11/04 ⇒ 06/08
A4 III 2.0	ALT	11/04 ⇒ 06/08
A4 III 2.0 TDI	BNA, BLB	11/04 ⇒ 06/08
A4 III 2.0 TDI 16V	BLB, BPW	11/04 ⇒ 06/08
A4 III 2.0 TDI quattro	BPW, BGB	01/06 ⇒ 06/08
A4 III 2.0 TFSI	BGB, BGB	11/04 ⇒ 06/08
A4 III 2.0 TFSI quattro	BGB, BPP	11/04 ⇒ 06/08
A4 III 2.5 TDI	BDG	11/04 ⇒ 05/06
A4 III 2.7 TDI	BPP, ASB	11/05 ⇒ 06/08
A4 III 3.0	BBJ	11/04 ⇒ 05/06
A4 III 3.0 quattro	BBJ	11/04 ⇒ 07/06
A4 III 3.0 TDI quattro	ASB, AUK	11/04 ⇒ 06/08
A4 III 3.2 FSI	AUK	01/05 ⇒ 06/08
A4 III 3.2 FSI quattro	AUK, BBK	01/05 ⇒ 06/08
A4 III RS4 quattro	BNS	09/05 ⇒ 06/08
A4 III S4 quattro	BBK, AEB	11/04 ⇒ 06/08
A6 II 1.8 T	AEB, AEB	01/97 ⇒ 01/05
A6 II 1.8 T quattro	AEB, AVF	02/97 ⇒ 01/05
A6 II 1.9 TDI	AVF, AJG	08/01 ⇒ 01/05
A6 II 2.0	ALT	08/01 ⇒ 01/05
A6 II 2.4	AJG, AKE	08/01 ⇒ 01/05
A6 II 2.4 quattro	BDV	08/01 ⇒ 01/05
A6 II 2.5 TDI	AKE, AKE	02/00 ⇒ 01/05
A6 II 2.5 TDI quattro	AKE, ARE	02/00 ⇒ 01/05
A6 II 2.7 T quattro	ARE, ASN	08/01 ⇒ 01/05
A6 II 3.0	ASN, ASN	06/01 ⇒ 01/05
A6 II 3.0 quattro	ASN, ARS	06/01 ⇒ 01/05
A6 II 4.2 quattro	ARS, ANK	11/98 ⇒ 01/05
A6 II RS6 plus quattro	BRV	04/04 ⇒ 01/05
A6 II RS6 quattro	BCY	07/02 ⇒ 01/05
A6 II S6 quattro	ANK, BLB	09/99 ⇒ 01/05
A6 III 2.0 TDI	BLB, BPJ	07/04 ⇒ 08/11
A6 III 2.0 TFSI	BPJ, BPP	06/05 ⇒ 08/11
A6 III 2.4	BDW	05/04 ⇒ 10/08
A6 III 2.4 [CHN]	BDW	04/05 ⇒
A6 III 2.4 quattro	BDW	01/05 ⇒ 10/08
A6 III 2.7 TDI	BPP, BPP	11/04 ⇒ 08/11
A6 III 2.7 TDI quattro	BPP, ASB	11/04 ⇒ 08/11
A6 III 2.8 FSI	BDX	11/06 ⇒ 10/08
A6 III 3.0	BBJ	08/04 ⇒ 05/06
A6 III 3.0 [CHN]	BBJ	04/05 ⇒
A6 III 3.0 quattro	BBJ	05/04 ⇒ 05/06
A6 III 3.0 TDI	ASB	06/06 ⇒ 08/11
A6 III 3.0 TDI quattro	ASB, AUK	05/04 ⇒ 08/11
A6 III 3.0 TFSI quattro	CAJA	10/08 ⇒ 08/11
A6 III 3.2 FSI	AUK, AUK	05/04 ⇒ 05/09
A6 III 3.2 FSI quattro	AUK, ASN	05/04 ⇒ 10/08
A6 III 4.2 FSI quattro	BVJ	05/06 ⇒ 08/11
A6 III 4.2 quattro	BAT	05/04 ⇒ 05/06
A6 III S6 quattro	BXA	03/06 ⇒ 08/11
A8 II 2.8 FSI	CJBA	01/09 ⇒ 07/10
A8 II 3.0	ASN, ASN	07/03 ⇒ 05/06
A8 II 3.0 quattro	ASN, ASB	07/03 ⇒ 05/05
A8 II 3.0 TDI quattro	ASB, BMC	08/03 ⇒ 07/10
A8 II 3.2 FSI	BPK	06/05 ⇒ 07/10
A8 II 3.2 FSI quattro	BPK	06/05 ⇒ 07/10
A8 II 3.7 quattro	BFL	10/02 ⇒ 05/06
A8 II 4.0 TDI quattro	ASE	05/03 ⇒ 07/05
A8 II 4.2 FSI quattro	BVJ	06/06 ⇒ 07/10
A8 II 4.2 quattro	BFM	10/02 ⇒ 07/10

AUDI		
A8 II 4.2 TDI quattro	BMC, BHT	01/05 → 07/10
A8 II 6.0 W12 quattro	BHT, BSM	12/03 → 07/10
A8 II S8 quattro	BSM, AKE	06/06 → 07/10
ALLROAD 2.5 TDI quattro	AKE, ARE	05/00 → 08/05
ALLROAD 2.7 T quattro	ARE, BUG	05/00 → 08/05
ALLROAD 4.2 V8 quattro	BAS	07/02 → 08/05
Q7 I 3.0 TDI quattro	BUG, CMMC	03/06 → 08/15
Q7 I 3.6 FSI quattro	BHK	08/06 → 05/10
Q7 I 4.2 FSI quattro	BAR	03/06 → 05/10
Q7 I 4.2 TDI quattro	BTR	03/07 → 06/09
Q7 I 6.0 TDI quattro	CCGA	09/08 → 05/14
R8 4.2 FSI quattro	BYH	04/07 → 09/10

BENTLEY		
CONTINENTAL 4.0	CMMC, CMMD	09/11 →
CONTINENTAL 4.0 FLEX	CMMD, CMMC	12/13 →
CONTINENTAL 4.0 FLEX AWD	CMMC, CMMC	04/12 →
CONTINENTAL 4.0 FlexFuel [ExtraEU]	CMMC	04/12 →
CONTINENTAL 4.0 GT	CMMC, BEB	04/12 →
CONTINENTAL 6.0	BEB, BEB	06/03 →
CONTINENTAL 6.0 AWD	BEB, CVAA	12/06 →
CONTINENTAL 6.0 CS ISR	CKHE	03/11 →
CONTINENTAL 6.0 FLEX	CVAA, CKHA	09/12 →
CONTINENTAL 6.0 FLEX AWD	CKHA, BWRB	03/10 →
CONTINENTAL 6.0 FlexFuel [ExtraEU]	CKHB	11/10 → 12/13
CONTINENTAL 6.0 Flexfuel [ExtraEU]	BWRB, BWR	08/09 → 12/13
CONTINENTAL 6.0 ISR Flexfuel	CKHE	03/11 → 12/12
CONTINENTAL 6.0 Speed [ExtraEU]	DBDD	05/16 →
CONTINENTAL 6.0 Super-sports AWD	DJLA	09/17 →
CONTINENTAL FLYING SPUR 6.0	BWR, BEB	03/05 →
CONTINENTAL FLYING SPUR 6.0 FLEX	BEB, CMMC	03/05 →
FLYING SPUR 4.0	CMMC, CMMC	03/13 →
FLYING SPUR 4.0 FLEX	CMMC, CVAA	03/13 →
FLYING SPUR 6.0	CVAA, BGU	03/13 →
FLYING SPUR V8 S 4.0	CVCA	05/16 →
FLYING SPUR W12 S 6.0	DBDE	11/16 →

SEAT		
ALTEA 1.4 16V	BXW	05/06 →
ALTEA 1.4 TSI	CAXC	11/07 →
ALTEA 1.6	BGU, BYT	03/04 →
ALTEA 1.8 TFSI	BYT, BJB	01/07 →
ALTEA 1.9 TDI	BJB, BLR	04/04 →
ALTEA 2.0 FSI	BLR, AZV	05/04 → 03/09
ALTEA 2.0 TDI	AZV, BKD	03/04 →
ALTEA 2.0 TDI 16V	BKD, BGU	03/04 →
ALTEA 2.0 TFSI	BWA	04/06 → 05/09
ALTEA XL 1.4 16V	BXW	10/06 →
ALTEA XL 1.4 TSI	CAXC	11/07 →
ALTEA XL 1.6	BGU, BYT	10/06 →
ALTEA XL 1.6 LPG	CHGA	09/09 →
ALTEA XL 1.8 TFSI	BYT, BKC	01/07 →
ALTEA XL 1.9 TDI	BKC, BVY	10/06 →
ALTEA XL 1.9 TDI 4x4	BLS	06/09 → 12/10
ALTEA XL 2.0 FSI	BVY, BMM	10/06 → 03/09
ALTEA XL 2.0 TDI	BMM, AER	10/06 →
ALTEA XL 2.0 TDI 4x4	BMM	06/07 →
ALTEA XL 2.0 TFSI	BWA	10/06 → 05/09
ALTEA XL 2.0 TFSI 4x4	BWA	06/07 → 05/09
AROSA 1.0	AER, AEX	05/97 → 06/04
AROSA 1.4	AEX, AFK	05/97 → 06/04
AROSA 1.4 16V	AFK, CDHA	01/00 → 06/04
AROSA 1.4 TDI	AMF	01/00 → 06/04
AROSA 1.7 SDI	AKU	08/97 → 06/04
EXEO 1.6	ALZ	03/09 → 09/10
EXEO 1.8 T	CFMA	12/08 → 05/10
EXEO 1.8 TSI	CDHA, CAGA	05/10 →
EXEO 2.0 TDI	CAGA, BWE	12/08 →
EXEO 2.0 TFSI	BWE, BXW	03/09 →
LEON II 1.4 16V	BXW, BSE	06/06 → 12/12
LEON II 1.4 TSI	CAXC	11/07 → 12/12
LEON II 1.6	BSE, BSE	07/05 → 12/12
LEON II 1.6 MultiFuel	BSE, BZB	11/10 → 12/12
LEON II 1.8 TSI	BZB, BKC	06/07 → 12/12
LEON II 1.9 TDI	BKC, BLR	07/05 → 12/10
LEON II 2.0 FSI	BLR, AZV	07/05 → 05/10
LEON II 2.0 TDI	AZV, BWA	07/05 → 12/12
LEON II 2.0 TDI 16V	BKD	07/05 → 12/12
LEON II 2.0 TFSI	BWA, BGU	05/05 → 12/12
TOLEDO III 1.6	BGU, BYT	10/04 → 05/09
TOLEDO III 1.8 TFSI	BYT, BJB	01/07 → 05/09
TOLEDO III 1.9 TDI	BJB, BLR	10/04 → 05/09
TOLEDO III 2.0 FSI	BLR, AZV	10/04 → 05/09
TOLEDO III 2.0 TDI	AZV, BUD	09/04 → 05/09

SEAT		
TOLEDO III 2.0 TDI 16V	BKD	04/04 → 05/09
TOLEDO III 2.0 TFSI	BWA	11/05 → 05/09

SKODA		
OCTAVIA II 1.4	BUD, BGU	06/04 → 06/13
OCTAVIA II 1.6	BGU, BZB	06/04 → 06/13
OCTAVIA II 1.6 FSI	BLF	02/04 → 10/08
OCTAVIA II 1.8 TSI	BZB, BJB	06/07 → 04/13
OCTAVIA II 1.9 TDI	BJB, BKC	06/04 → 12/10
OCTAVIA II 1.9 TDI 4x4	BKC, BLR	11/04 → 12/10
OCTAVIA II 2.0 FSI	BLR, BLX	11/04 → 10/08
OCTAVIA II 2.0 FSI 4x4	BLX, BWA	11/04 → 10/08
OCTAVIA II 2.0 RS	BWA, AZV	10/05 → 02/13
OCTAVIA II 2.0 TDI	AZV, AZV	02/04 → 05/10
OCTAVIA II 2.0 TDI 16V	AZV, BMN	02/04 → 05/13
OCTAVIA II 2.0 TDI 4x4	BMM	07/06 → 05/10
OCTAVIA II 2.0 TDI RS	BMN, AVB	04/06 → 02/13
SUPERB I 1.8 T	AWT	12/01 → 03/08
SUPERB I 1.9 TDI	AVB, --	12/01 → 03/08
SUPERB I 2.0	--, AYM	12/01 →
SUPERB I 2.0 TDI	BSS	10/05 → 03/08
SUPERB I 2.5 TDI	AYM, AMX	12/01 → 03/08
SUPERB I 2.8 V6	AMX, BAH	12/01 → 03/08

VOLKSWAGEN (BR)		
POLO 1.0	ARA	07/02 → 01/04
POLO 1.4	BKY	07/06 →
POLO 1.6	BAH, BGU	02/02 →
POLO 1.9 SDI	ASY	05/02 →
POLO 2.0	BBX	05/02 →

VW		
CADDY III 1.6	BGU, BJB	04/04 → 05/15
CADDY III 1.6 [ARG]	UVC	10/05 →
CADDY III 1.8 [ARG]	BUR	10/05 →
CADDY III 1.9 TDI	BJB, BDJ	04/04 → 08/10
CADDY III 1.9 TDI [ARG]	1Y	10/05 →
CADDY III 1.9 TDI 4motion	BLS	11/08 → 08/10
CADDY III 2.0 EcoFuel	BSX	04/06 → 05/15
CADDY III 2.0 SDI	BDJ, --	03/04 → 08/10
CADDY III 2.0 TDI	BMM	09/07 → 08/10
FOX 1.0	--, BJE	10/03 →
FOX 1.0 Alcohol	BJE, BMD	10/03 →
FOX 1.0 Total Flex	CCNA	03/08 →
FOX 1.2	BMD, BAH	04/05 →
FOX 1.4	BKR	04/05 →
FOX 1.6	BAH, BJA	10/03 →
FOX 1.6 Alcohol	--	10/03 →
FOX 1.6 Total Flex	BJA, AAM	10/03 →
FOX 1.9 D	ASY	12/07 →
GOLF IV 1.6	AKS	06/98 → 06/02
GOLF IV 1.6 FSI	BAG	10/03 → 07/04
GOLF IV 1.8	AAM, AFN	01/98 → 10/00
GOLF IV 1.9 TDI	AFN, AGG	06/98 → 06/02
GOLF IV 2.0	AGG, CBZA	06/98 → 06/02
GOLF V 1.2 TSI	CBZA, BCA	11/09 → 12/13
GOLF V 1.4	BUD	06/07 → 07/09
GOLF V 1.4 16V	BCA, BKG	10/03 → 12/13
GOLF V 1.4 FSI	BKG, BLG	10/03 → 11/06
GOLF V 1.4 TSI	BLG, BGU	11/05 → 12/13
GOLF V 1.6	BGU, BAG	01/04 → 12/13
GOLF V 1.6 BiFuel	CHGA	05/09 → 12/13
GOLF V 1.6 FSI	BAG, CCSA	10/03 → 07/08
GOLF V 1.6 MultiFuel	CCSA, CAYB	11/07 → 12/13
GOLF V 1.6 TDI	CAYB, BKC	02/09 → 12/13
GOLF V 1.9 TDI	BKC, BLS	10/03 → 07/09
GOLF V 1.9 TDI 4motion	BLS, AXW	08/04 → 07/09
GOLF V 2.0	BWA	06/07 → 07/09
GOLF V 2.0 FSI	AXW, BLX	01/04 → 11/08
GOLF V 2.0 FSI 4motion	BLX, AXZ	08/04 → 11/08
GOLF V 2.0 GTI	AXX, AZV	10/04 → 02/09
GOLF V 2.0 SDI	BKD	01/04 → 11/08
GOLF V 2.0 TDI	AZV, BKD	10/03 → 12/13
GOLF V 2.0 TDI 16V	BKD, BGP	10/03 → 12/13
GOLF V 2.0 TDI 16V 4motion	BKD	08/04 → 11/08
GOLF V 2.0 TDI 4motion	AZV	06/07 → 07/09
GOLF V 2.5 FSI	BGP, CBZA	06/05 → 11/08
GOLF VI 1.2 TSI	CBZA, BUD	11/08 →
GOLF VI 1.4	BUD, BUD	10/08 →
GOLF VI 1.4 16V	BUD, CAVD	01/09 → 05/11
GOLF VI 1.4 TSI	CAVD, BSE	10/08 →
GOLF VI 1.6	BSE, CAYB	10/08 →
GOLF VI 1.6 BiFuel	CHGA	03/09 →
GOLF VI 1.6 MultiFuel	CCSA	10/08 →
GOLF VI 1.6 TDI	CAYB, CBFA	02/09 →
GOLF VI 1.8 TSI	CDAA	06/09 → 01/11
GOLF VI 2.0	CDLF	05/11 →
GOLF VI 2.0 GTi	CBFA, CDLC	02/09 → 11/13
GOLF VI 2.0 R 4motion	CDLC, CBAA	11/09 → 11/13
GOLF VI 2.0 TDI	CBAA, CBAB	10/08 →
GOLF VI 2.0 TDI 4motion	CBAB, CBFA	05/09 →

VW		
GOLF VI 2.0 TDI Gtd	CFGB	05/11 →
GOLF VI 2.0 TFSI	CRZA	11/11 →
GOLF VI 2.0 TFSI GTi	CBFA, CBTA	05/11 →
GOLF VI 2.0 TSI R	CDLA	11/09 → 05/11
GOLF VI 2.5	CBTA, BLG	07/09 →
JETTA V 1.4 TSI	BLG, BSE	07/06 → 10/10
JETTA V 1.6	BSE, CAYB	10/05 → 10/10
JETTA V 1.6 FSI	BLF	09/05 → 10/10
JETTA V 1.6 TDI	CAYB, BKC	06/09 → 10/10
JETTA V 1.9 TDI	BKC, BLR	08/05 → 10/10
JETTA V 2.0 FSI	BLR, AZV	08/05 → 10/10
JETTA V 2.0 TDI	AZV, BKD	09/05 → 10/10
JETTA V 2.0 TDI 16V	BKD, BPY	08/05 → 10/10
JETTA V 2.0 TFSI	BPY, AER	10/05 → 10/10
JETTA V 2.5	CCCA	07/08 → 10/10
LUPO 1.0	AER, AFK	09/98 → 07/05
LUPO 1.4	AUD	10/00 → 07/05
LUPO 1.4 16V	AFK, AWL	09/98 → 07/05
LUPO 1.4 TDI	AMF	01/99 → 07/05
LUPO 1.6 GTI	AVY	09/00 → 07/05
LUPO 1.7 SDI	AKU	09/98 → 07/05
PASSAT IV 1.6	ALZ	11/00 → 05/05
PASSAT IV 1.8 [CHN]	AWL, AWL	06/01 →
PASSAT IV 1.8 4motion	AWM	03/01 → 05/05
PASSAT IV 1.8 T	AWM	02/01 → 08/05
PASSAT IV 1.8 T 20V	AWL, AVB	11/00 → 05/05
PASSAT IV 1.8 T 4motion	AWM	03/01 → 05/05
PASSAT IV 1.9 [CHN]	BPZ	04/08 →
PASSAT IV 1.9 TDI	AVB, ALT	11/00 → 05/05
PASSAT IV 1.9 TDI 4motion	AVF	11/00 → 05/05
PASSAT IV 2.0	ALT, BFF	11/00 → 05/05
PASSAT IV 2.0 [CHN]	BFF, BGW	06/03 →
PASSAT IV 2.0 4motion	AZM	11/00 → 05/05
PASSAT IV 2.0 TDI	BGW, AKN	12/03 → 05/05
PASSAT IV 2.3 V5	AZX	11/00 → 05/05
PASSAT IV 2.3 V5 4motion	AZX	11/00 → 05/05
PASSAT IV 2.3 VR5	AZX	11/00 → 05/05
PASSAT IV 2.3 VR5 4motion	AZX	11/00 → 05/05
PASSAT IV 2.5 TDI	AKN, AKN	11/00 → 05/05
PASSAT IV 2.5 TDI 4motion	AKN, AMX	11/00 → 05/05
PASSAT IV 2.8	AMX, AMX	10/00 →
PASSAT IV 2.8 4motion	AMX, BDN	10/00 →
PASSAT IV 2.8 V6	BBG	09/99 → 11/00
PASSAT IV 4.0 W8 4motion	BDN, BMK	09/01 → 09/04
PASSAT 2.8	BBG	10/00 → 05/05
PHAETON 3.0 V6 TDI 4motion	BMK, AYT	09/04 → 03/16
PHAETON 3.2 V6	AYT, BKL	04/02 → 05/05
PHAETON 3.2 V6 4motion	BKL, CHNA	02/04 → 11/08
PHAETON 3.6 V6 4motion	CHNA, BGH	11/08 → 03/16
PHAETON 4.2 V8 4motion	BGH, BAN	05/03 → 03/16
PHAETON 5.0 V10 TDI 4motion	AJS	11/02 → 10/06
PHAETON 6.0 W12 4motion	BAN, BAH	04/02 → 03/16
POLO IV 1.0	ARA	02/03 → 10/03
POLO IV 1.6	BAH, BAH	08/02 →
POLO IV 2.0	BBX	09/02 →
SPACEFOX / SPACE CROSS 1.6	BAH, BAC	03/06 →
SPACEFOX / SPACE CROSS 1.6 FSI	BPA	03/06 →
SPACEFOX / SPACE CROSS 1.6 Total Flex	BPA	03/06 →
SPACEFOX / SPACE CROSS 1.9 SDI	ASY	09/07 →
TOUAREG I 2.5 R5 TDI	BAC, BUN	01/03 → 05/10
TOUAREG I 3.0 TDI	BUN, BKS	04/06 → 05/10
TOUAREG I 3.0 V6 TDI	BKS, AZZ	11/04 → 05/10
TOUAREG I 3.2 V6	AZZ, BHK	10/02 → 11/06
TOUAREG I 3.6 V6 FSI	BHK, AYH	10/05 → 05/10
TOUAREG I 4.2 V8	AXQ	12/02 → 11/06
TOUAREG I 4.2 V8 FSI	BAR	06/06 → 05/10
TOUAREG I 5.0 R50 TDI	CBWA	08/07 → 05/10
TOUAREG I 5.0 V10 TDI	AYH, BJN	10/02 → 05/10
TOUAREG I 6.0 W12	BJN, BGU	08/04 → 05/10
TOURAN I 1.4 [CHN]	CFBA	04/09 →
TOURAN I 1.6	BGU, BAG	07/03 → 05/10
TOURAN I 1.6 FSI	BAG, BPL	02/03 → 01/07
TOURAN I 1.8 [CHN]	BPL., AVQ	02/08 →
TOURAN I 1.9 TDI	AVQ, AXW	02/03 → 05/10
TOURAN I 2.0 FSI	AXW, AZV	10/03 → 05/10
TOURAN I 2.0 TDI	AZV, 1Z	02/03 → 05/10
TOURAN I 2.0 TDI [CHN]	CGZA	04/09 →
TOURAN I 2.0 TDI 16V	BKD	08/03 → 05/10

7.1230



3

BRAKE/CLUTCH PEDAL SWITCHES

Adatt./Suitable:

AUDI

1C0 945 511 A
1C0 945 511 A RDW

FORD

1 070 613
1 108 751
1 211 023
1 424 244
1 451 281
1 495 877
6M21-13480-AA
98VW-13480-AA
YM21-13480-BA
YM21-13480-BC
YM21-13480-BD
YM21-13480-CA

SEAT

1C0 945 511 A
1C0 945 511 A RDW

SKODA

1C0 945 511 A
1C0 945 511 A RDW

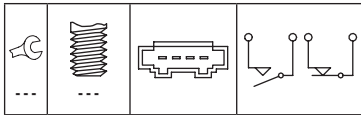
VW

1C0 945 511 A
1C0 945 511 A NAR
1C0 945 511 A RDW

*1 Not for sale in Germany

- Non vendibile in Germania
- Pas à vendre en Allemagne
- Nicht zum Verkauf in Deutschland
- No para la venta en Alemania

MARKET DIFFUSION: MEDIUM



AUDI		
TT I 3.2 VR6 quattro	BPF	07/03 → 06/06

FORD		
GALAXY I 1.9 TDI	1Z, AAA	04/00 → 05/06
GALAXY I 2.8 i V6	AAA, AST	11/95 → 04/00
GALAXY I 2.8 V6	AYL	04/00 → 05/06

SEAT		
ALHAMBRA I / II 1.9 TDI 4motion	BVK	06/00 → 03/10
ALHAMBRA I / II 1.9 Tdi 4x4	ASZ	06/05 → 11/08
CORDOBA I 1.0 16V	AST, APE	05/00 → 10/02
CORDOBA I 1.4 16V	APE, AKL	06/99 → 12/02
CORDOBA I 1.6 i	AKL, AGP	02/93 → 12/02
CORDOBA I 1.8 T 20V Cupra	AQX	07/00 → 10/02
CORDOBA I 1.9 SDI	AGP, AGR	06/99 → 12/02
LEON I 1.8 Turbo 4x4	AMK	05/02 → 05/03
LEON I 2.3 V5	AGZ	10/98 → 11/00
LEON I 2.3 VR5	AQN	09/00 → 11/03
TOLEDO II 1.6	APF	10/98 → 07/04
TOLEDO II 1.8 4x4	AJQ	05/01 → 04/04

SKODA		
OCTAVIA I 2.0	AZH	04/99 → 05/07

VOLKSWAGEN (BR)		
GOLF A4 1.6i	AKL	10/99 →
GOLF A4 1.8i Turbo 20v	AGU	10/99 →
GOLF A4 1.9 D	AGR, AEG	01/00 →
GOLF A4 2.0i	AEG, AGR	08/99 →

VW		
BORA 1.6	APF	05/99 → 05/05
BORA 1.8 4motion	ARX	10/00 → 05/01
BORA 1.9 SDi	AQM	06/01 → 05/05
BORA 1.9 TDI	AGR, AZG	07/01 →
BORA 1.9 TDI 4motion	AGR	07/01 →
BORA 2.0	AZG, AEH	10/98 → 05/05
BORA 2.8 VR6	AUE	03/00 → 05/00
CADDY II 1.4	AKV	11/95 → 01/04
CADDY II 1.9 TDI	1Z	10/96 → 03/97
GOLF IV 1.6	AEH, AGR	05/01 → 05/04
GOLF IV 1.9 TDI	AGR, BDL	05/01 → 05/06
GOLF IV 1.9 TDI 4motion	AGR	05/01 → 05/06
GOLF IV 1.9 TDI GTi	ARL	06/01 → 06/06
JETTA V 1.9 SDi [CHN]	AQM	02/02 →
JETTA V 1.9 TDI	BRM	01/05 →
JETTA V 2.0	BEV	06/01 → 05/05
JETTA V 2.0 TDI 16V	CBEA	08/05 → 10/10
JETTA V 2.5	BGQ	01/05 →

VW		
MULTIVAN 3.2 V6	BDL, BKF	02/04 → 11/09
MULTIVAN 3.2 V6 4motion	CFLA	07/04 → 11/09
NEW BEETLE 1.8 T	BKF, AET	11/01 → 09/10
NEW BEETLE 2.0	AQY	09/02 → 10/10
SHARAN I 1.9 TDI 4motion	BVK	04/00 → 03/10
TRANSPORTER IV 1.9 TD	ABL	10/92 → 04/03
TRANSPORTER IV 2.0	AAC	07/90 → 04/03
TRANSPORTER IV 2.4 D	AJA	08/97 → 04/03
TRANSPORTER IV 2.5	AET, AET	11/90 → 06/03
TRANSPORTER IV 2.5 Syncro	AET, AXG	10/92 → 04/03
TRANSPORTER IV 2.5 TDI	AXG, AES	09/95 → 04/03
TRANSPORTER IV 2.8	AES	05/96 → 05/00
TRANSPORTER IV 2.8 VR 6	AES	11/95 → 04/00
TRANSPORTER IV 2.8 VR6	AES, M1JA	04/00 → 04/03
TRANSPORTER IV 2.8 VR6 Syncro	AES	01/96 → 04/96
TRANSPORTER V 2.0	AXA	11/03 → 08/15
TRANSPORTER V 3.2 V6	BDL	08/03 → 05/06
TRANSPORTER V 3.2 V6 4motion	CFLA	11/03 → 11/09

7.1231



3

BRAKE/CLUTCH PEDAL SWITCHES

Adatt./Suitable:

FORD

1 223 097
1 227 339
3M5T-13480-AA
3M5T-13480-AB
3M5T-13480-AC
4 832 217

FORD USA

4 832 217

JAGUAR

C25 44974

C25 46705

MAZDA

BR1A-66-490

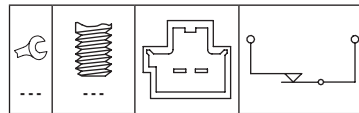
VOLVO

30773935

*1 Not for sale in Germany

- Non vendibile in Germania
- Pas à vendre en Allemagne
- Nicht zum Verkauf in Deutschland
- No para la venta en Alemania

MARKET DIFFUSION: HIGH



FORD		
B-MAX 1.0 EcoBoost	M1JA, SPJD	10/12 →
B-MAX 1.4	SPJD, RJTC	10/12 →
B-MAX 1.4 LPG	RJTC, UGJC	08/13 →
B-MAX 1.5 TDCi	UGJC, IQJA	10/12 →
B-MAX 1.6 TDCi	T3JB	10/12 →
B-MAX 1.6 Ti	IQJA, HWDA	10/12 →
C-MAX 1.6	HWDA, G8DA	02/07 → 09/10
C-MAX 1.6 TDCi	G8DA, --	02/07 → 09/10
C-MAX 1.6 Ti-VCT	--, QQDA	03/07 →
C-MAX 1.8	QQDA, KKDA	02/07 → 09/10
C-MAX 1.8 Flexifuel	Q7DA	02/07 → 09/10
C-MAX 1.8 TDCi	KKDA, AODA	02/07 → 09/10
C-MAX 1.2.0	AODA, SYDA	02/07 → 09/10
C-MAX 1.2.0 CNG	SYDA, G6DA	04/09 → 09/10
C-MAX 1.2.0 LPG	SYDA	06/08 → 09/10
C-MAX 1.2.0 TDCi	G6DA, 10FD0X	02/07 → 09/10
ECOSPORT 1.0 EcoBoost	10FD0X, UGJE	10/13 →
ECOSPORT 1.5 TDCi	UGJE, UEJB	10/13 →
ECOSPORT 1.5 Ti	UEJB, UEJB	10/13 →
ECOSPORT 1.5 Ti-VCT [ExtraEU]	UEJB, HXJD	10/13 →
ECOSPORT 1.6 Ti-VCT	HXJD, STJA	08/12 →
ECOSPORT 2.0 4x4	C20HDEA	08/12 →
FIESTA V 1.25 16V	FUJA, A9JA	05/02 → 06/08
FIESTA V 1.3	A9JA, FXJA	11/01 → 06/08
FIESTA V 1.4 16V	FXJA, F6JA	11/01 → 06/08
FIESTA V 1.4 TDCi	F6JA, FYJA	11/01 → 12/10
FIESTA V 1.6 16V	FYJA, HHJA	11/01 → 06/08
FIESTA V 1.6 TDCi	HHJA, P4JA	11/04 → 09/09

FORD		
FIESTA V ST150	N4JB	03/05 → 06/08
FIESTA IV 1.2	STJA, FXJA	08/08 → 12/12
FIESTA IV 1.3	BAJA	05/02 → 07/08
FIESTA IV 1.4	FXJA, HXJA	05/02 → 12/12
FIESTA IV 1.6 Ti-VCT	HXJA, FUJA	10/08 → 12/12
FIESTA VI 1.0	P4JA, M1JE	10/12 →
FIESTA VI 1.0 EcoBoost	M1JE, YVJA	09/12 →
FIESTA VI 1.0 Sport	YVJA, SNJB	05/14 →
FIESTA VI 1.2 LPG	SNJB, SNJA	01/11 →
FIESTA VI 1.25	SNJA, --	06/08 →
FIESTA VI 1.4	--, RTJA	06/08 →
FIESTA VI 1.4 LPG	RTJA, F6JB	01/09 →
FIESTA VI 1.4 TDCi	F6JB, UGJC	01/09 →
FIESTA VI 1.5 TDCi	UGJC, JTJA	09/12 →
FIESTA VI 1.6	XTJA	03/15 →
FIESTA VI 1.6 EcoBoost	--	01/13 →
FIESTA VI 1.6 ST	JTJA, HHJC	03/13 →
FIESTA VI 1.6 ST200	JTJC	04/16 →
FIESTA VI 1.6 TDCi	HHJC, --	06/08 →
FIESTA VI 1.6 TDCi SOHC	--	02/10 →
FIESTA VI 1.6 Ti	--, HXJB	06/08 →
FIESTA VI 1.6 Ti-VCT [ExtraEU]	HXJB, HWDA	03/15 →
FOCUS I 2.0 CNG	C20HDEACNG	01/10 → 07/11
FOCUS II 1.4	ASDA, HWDA	07/04 → 09/12
FOCUS II 1.6	HWDA, G8DA	07/04 → 09/12
FOCUS II 1.6 LPG	SIDA	10/09 → 09/12
FOCUS II 1.6 TDCi	G8DA, HXDA	07/04 → 09/12
FOCUS II 1.6 Ti	HXDA, --	07/04 → 09/12
FOCUS II 1.6 Ti-VCT	--, Q7DA	09/05 →
FOCUS II 1.8	Q7DA, --	03/06 → 09/12
FOCUS II 1.8 FlexiFuel	--, KKDA	12/05 → 09/12
FOCUS II 1.8 TDCi	KKDA, AODA	07/04 → 09/12
FOCUS II 2.0	AODA, SYDA	07/04 → 09/12
FOCUS II 2.0 CNG	SYDA, G6DA	04/09 → 07/11
FOCUS II 2.0 Flex	SYDA	10/08 → 03/10
FOCUS II 2.0 LPG	SYDA	06/08 → 07/11
FOCUS II 2.0 TDCi	G6DA, --	07/04 → 09/12
FOCUS II 2.5 RS	JZDA	01/09 → 07/11
FOCUS II 2.5 RS 500	JZDA	05/10 → 07/11
FOCUS II 2.5 ST	HYDA	10/05 → 09/12
FOCUS C-MAX 1.6	HWDA, G8DA	10/03 → 03/07
FOCUS C-MAX 1.6 TDCi	G8DA, HXDA	10/03 → 03/07
FOCUS C-MAX 1.6 Ti	HXDA, CSDA	08/04 → 03/07
FOCUS C-MAX 1.8	CSDA, KKDA	10/03 → 03/07
FOCUS C-MAX 1.8 Flexifuel	Q7DA	01/06 → 03/07
FOCUS C-MAX 1.8 TDCi	KKDA, AODA	01/05 → 03/07
FOCUS C-MAX 2.0	AODA, G6DA	03/04 → 03/07
FOCUS C-MAX 2.0 TDCi	G6DA, ASDA	10/03 → 03/07
FUSION 1.25	--, --	10/02 →
FUSION 1.3	--, --	08/02 →
FUSION 1.4	--, F6JA	06/02 →
FUSION 1.4 LPG	UTJA	01/10 → 12/12
FUSION 1.4 TDCi	F6JA, FYJA	08/02 → 12/12
FUSION 1.6	FYJA, HHJA	06/02 → 12/12
FUSION 1.6 TDCi	HHJA, --	11/04 → 12/12
FUSION 2.0	--	11/04 →
GALAXY II 1.6 EcoBoost	--, T1WA	11/10 →
GALAXY II 1.6 TDCi	T1WA, FFWA	02/11 → 06/15
GALAXY II 1.8 TDCi	FFWA, AOWA	05/06 → 06/15
GALAXY II 2.0	AOWA, TNWA	05/06 → 06/15
GALAXY II 2.0 EcoBoost	TNWA, TBWA	03/10 →
GALAXY II 2.0 Flexifuel	TBWA, --	05/06 → 06/15
GALAXY II 2.0 TDCi	--, KNWA	05/06 →
GALAXY II 2.0 TDCi CRT C	--	03/10 →
GALAXY II 2.0 TDCi DSL	--	03/10 →
GALAXY II 2.2 TDCi	KNWA, --	03/08 → 06/15
GALAXY II 2.3	SEWA	09/07 → 06/15
GALAXY II 2.5 ST	HUWA	05/06 →
KUGA I 2.0 TDCi	--, G6DG	03/08 →
KUGA I 2.0 TDCi 4x4	G6DG, HYDB	03/08 → 11/12
KUGA I 2.0 TDCi CRT C	--	03/10 →
KUGA I 2.5	HYDB, HYDB	03/09 → 11/12
KUGA I 2.5 4x4	HYDB, T1BA	03/09 →
MAVERICK 2.3	--	05/06 →
MAVERICK 3.0 V6 24V	--	09/07 → 12/10
MONDEO I 1.6 EcoBoost	JTBA	11/10 → 09/14
MONDEO I 1.6 TDCi ECONetic	T1BA, TNBA	03/13 → 09/14
MONDEO I 2.0	AOBC	03/07 → 09/14
MONDEO I 2.0 EcoBoost	TNBA, KLBA	03/10 → 09/14
MONDEO I 2.0 TDCi	KLBA, JTBA	03/07 → 09/14
MONDEO I 2.2 TDCi	KNBA	03/13 → 09/14
MONDEO III 1.6 EcoBoost	JTBA, KGBA	11/10 → 01/15
MONDEO III 1.6 Ti	KGBA, FFBA	03/07 → 01/15
MONDEO III 1.8 TDCi	FFBA, AOBA	03/07 → 01/15
MONDEO III 2.0	AOBA, TBBA	03/07 → 01/15
MONDEO III 2.0 EcoBoost	TPBA	03/10 → 01/15
MONDEO III 2.0 Flexifuel	TBBA, AZBA	03/09 → 01/15
MONDEO III 2.0 LPG	TBBA	07/09 → 01/15

FORD			VOLVO			VOLVO		
MONDEO III 2.0 SCTi	TNBA	03/10 → 01/15	C30 2.0 D	D4204T	10/06 → 12/12	S80L T4	B5204T8	01/12 →
MONDEO III 2.0 TDCi	AZBA, KNBA	03/07 → 01/15	C30 2.0 FlexFuel	B4204S4	01/10 → 12/12	S80L T5	B4204T7	01/12 →
MONDEO III 2.2 TDCi	KNBA, --	03/08 → 01/15	C30 2.4 i	B5244S4	10/06 → 12/12	S80L T6 AWD	B6304T2, B5244S4	01/08 →
MONDEO III 2.3	SEBA	07/07 → 01/15	C30 2.5 T5	B5254T7	03/12 → 12/13	V50 1.6	B4164S3	01/05 → 12/12
MONDEO III 2.5	HUBA	03/07 → 01/15	C30 D5	D5244T13, B5254T3	10/06 → 12/12	V50 1.6 D	D4164T	01/05 → 12/11
RANGER VI 2.2 TDCi	--	04/11 →	C30 Electric	E400V1	12/10 → 12/12	V50 1.8	B4184S11	04/04 → 12/10
RANGER VI 2.2 TDCi 4x4	--, GBVAF	04/11 →	C30 T5	B5254T3, D5244T13	10/06 → 12/12	V50 1.8 BiFuel	B4184S8	01/09 → 09/10
RANGER VI 2.5 i	GBVAF, GBVAF	11/11 →	C70 II 2.4	B5244S5	03/06 → 10/09	V50 1.8 FlexFuel	B4184S8	01/05 → 12/10
RANGER VI 2.5 i 4x4	GBVAF, --	11/11 →	C70 II 2.4 D	D5244T9	03/07 → 06/13	V50 2.0	B4204S3	10/06 → 12/12
RANGER VI 3.2 TDCi 4x4	SAFA	04/11 →	C70 II 2.4 i	B5244S4	03/06 → 10/09	V50 2.0 CDI	D4204T2	12/03 → 12/06
S-MAX I 1.6 EcoBoost	--, T1WA	02/11 →	C70 II D5	D5244T13, B5254T3	03/06 → 06/13	V50 2.0 D	D4204T	04/04 → 12/10
S-MAX I 1.6 TDCi	T1WA, FFWA	02/11 → 12/14	C70 II T5	B5254T3, B5244S4	03/06 → 10/09	V50 2.0 D4	D4204T2	07/05 → 12/06
S-MAX I 1.8 TDCi	FFWA, AODA	05/06 → 12/14	S40 II 1.6	B4164S3	01/05 → 12/12	V50 2.0 FlexFuel	B4204S4	01/10 → 12/12
S-MAX I 2.0	AODA, TNWA	05/06 → 12/14	S40 II 1.6 D	D4164T	01/05 → 12/12	V50 2.4	B5244S4, D5244T13	04/04 → 12/10
S-MAX I 2.0 EcoBoost	TNWA, TBWA	03/10 → 12/15	S40 II 1.8	B4184S11	04/04 → 12/10	V50 2.4 AWD	B5244S4	08/06 → 12/09
S-MAX I 2.0 FlexFuel	TBWA, AZWA	05/06 → 12/14	S40 II 1.8 FlexFuel	B4184S8	01/06 → 12/10	V50 2.4 D5	D5244T13, B5254T3	03/06 → 12/10
S-MAX I 2.0 TDCi	AZWA, KNWA	05/06 → 12/14	S40 II 2.0	B4204S3	10/06 → 12/12	V50 2.4 Tdi	D5244T9	05/07 → 12/10
S-MAX I 2.0 TDCi CR TC	--	03/10 →	S40 II 2.0 CDI	D4204T2	07/05 → 12/06	V50 D3	D5204T5	10/10 → 12/12
S-MAX I 2.0 TDCi DSL	--	03/10 →	S40 II 2.0 D	D4204T	01/04 → 12/10	V50 D4	D5204T	10/10 → 12/12
S-MAX I 2.2 TDCi	KNWA, EYPA	03/08 → 12/14	S40 II 2.0 D4	D4204T2	07/05 → 12/12	V50 T5	B5254T3, B5254T3	04/04 → 12/12
S-MAX I 2.3	SEWA	07/07 → 12/14	S40 II 2.0 F	B4204S4	10/09 → 12/12	V50 T5 AWD	B5254T3, D4204T20	04/04 → 12/10
S-MAX I 2.5 ST	HUWA	05/06 → 12/14	S40 II 2.4	B5244S4, D5244T13	01/04 → 12/12	V60 I 1.5 T2	B4154T5	10/15 →
TOURNEO 1.8 BiFuel	EYPCDNG	08/05 → 12/06	S40 II 2.4 AWD	B5244S4	08/06 → 12/12	V60 I 1.6 DRiVe	D4162T	02/11 → 12/15
TOURNEO 1.8 LPG	EYPC	08/05 → 12/06	S40 II 2.4 CDI	D5244T9	03/07 → 12/10	V60 I 2.0 BiFuel	B5204T9	03/14 → 12/15
TOURNEO CONNECT I 1.8 16V	EYPA, HCPA	06/02 → 12/13	S40 II 2.4 D5	D5244T13, B5254T3	03/06 → 12/10	V60 I 2.0 D2	D4204T20, D4204T4	03/15 →
TOURNEO CONNECT I 1.8 TDCi	HCPA, BHPA	06/02 → 12/13	S40 II D3	D5204T5	10/10 → 12/12	V60 I 2.0 D3	D4204T4, D5244T11	09/13 →
TOURNEO CONNECT I 1.8 TDCi /TDi /Di	BHPA, SFCA	06/02 → 12/13	S40 II D4	D5204T	10/10 → 12/12	V60 I 2.0 D4	D4204T14	09/13 →
TOURNEO COURIER 1.0 EcoBoost	SFCA, UGCA	02/14 →	S40 II T5	B5254T3, B5254T3	01/04 → 12/12	V60 I 2.0 Polestar AWD	B4204T43	06/15 →
TOURNEO COURIER 1.5 TDCi	UGCA, T3CA	02/14 →	S40 II T5 AWD	B5254T3, D4204T20	04/04 → 12/10	V60 I 2.0 T	B4204T6	07/10 → 12/12
TOURNEO COURIER 1.6 TDCi	T3CA, CVFA	02/14 →	S60 II 1.5 T2	B4154T5	10/15 →	V60 I 2.0 T4	B4204T19	03/15 →
TRANSIT III 2.2 TDCi	CYFA, CYRB	04/06 → 08/14	S60 II 1.5 T3	B4154T4	03/15 →	V60 I 2.4 D4 AWD	D5244T12	09/13 → 12/15
TRANSIT III 2.2 TDCi 4x4	CYRB, CVRA	10/11 → 08/14	S60 II 1.6 D2/D2 DRIVE	D4162T	01/11 → 12/16	V60 I 2.4 D5	D5244T11, D5244T11	04/11 → 12/15
TRANSIT III 2.2 TDCi RWD	CVRA, GZFCNG	09/11 →	S60 II 2.0 D2	D4204T20, D4204T4	03/15 →	V60 I 2.4 D5 AWD	D5244T11, D5204T2	04/11 → 12/15
TRANSIT III 2.3 16V CNG RWD	GZFCNG, GZFA	04/06 → 08/14	S60 II 2.0 D3	D4204T4, B4204T6	03/15 →	V60 I 2.4 Hybrid D6 AWD	D5244T15	06/12 → 12/15
TRANSIT III 2.3 16V LPG RWD	GZFC	04/06 → 08/14	S60 II 2.0 D4	D4204T14	03/15 →	V60 I 3.0 T AWD	B6304T5	04/14 →
TRANSIT III 2.3 16V RWD	GZFA, --	04/06 → 08/14	S60 II 2.0 D5	D4204T11	03/15 →	V60 I D3	D5204T7	05/12 → 12/15
TRANSIT III 2.4 TDCi	--, H9FD	04/06 →	S60 II 2.0 Polestar AWD	B4204T43	06/15 →	V60 I D3 / D4	D5204T2, D5244T12	07/10 → 12/14
TRANSIT III 2.4 TDCi 4x4	H9FB	11/06 → 08/14	S60 II 2.0 T	B4204T6, B5254T14	04/10 → 12/15	V60 I D4	D4204T5	10/13 → 12/15
TRANSIT III 2.4 TDCi HPCR	--	07/06 →	S60 II 2.0 T3	B4204T37	03/15 →	V60 I D4 AWD	D5244T12, D4204T11	05/12 →
TRANSIT III 2.4 TDCi RWD	H9FD, SAFA	04/06 → 08/14	S60 II 2.0 T4	B4204T19	03/15 →	V60 I D5	D4204T11, D5244T10	07/10 →
TRANSIT III 3.2 TDCi	SAFA, SAFA	02/08 → 08/14	S60 II 2.0 T5	B4204T7	09/14 → 12/15	V60 I D5 AWD	D5244T10, B4154T4	07/10 → 12/15
TRANSIT III 3.2 TDCi RWD	SAFA, CYFA	09/07 → 08/14	S60 II 2.4 D4 AWD	D5244T21	03/15 →	V60 I T3	B4154T4, B4204T11	09/10 →
TRANSIT 1.8 CNG	EYPCDNG	05/02 → 12/13	S60 II 2.5 T	B5254T14	01/13 →	V60 I T4	B4164T	09/10 → 12/15
TRANSIT 2.2 TDCi	CVFA, EYPA	04/06 → 08/14	S60 II 2.5 T5	B5254T5	09/11 →	V60 I T4F	B4164T2	04/11 → 12/15
TRANSIT CONNECT I 1.8 16V	EYPA, EYPA	06/02 → 12/13	S60 II 2.5 T5 AWD	B5254T14, D5204T2	09/12 →	V60 I T5	B4204T11, B4204T11	09/10 →
TRANSIT CONNECT I 1.8	EYPA, BHPA	06/02 → 12/13	S60 II 3.0 T AWD	B6304T5	04/14 →	V60 I T5 AWD	B4204T11, B4204T9	07/14 →
TRANSIT CONNECT I 1.8 Di	BHPA, HCPA	06/02 → 12/13	S60 II D3	D5204T2, D4204T5	04/10 → 12/15	V60 I T6	B4204T9	10/13 →
TRANSIT CONNECT I 1.8 TDCi	HCPA, SFCA	06/02 → 12/13	S60 II D4	D4204T5, D5244T10	04/10 → 12/15	V60 I T6 AWD	B4204T9, B5204T9	07/10 →
TRANSIT COURIER 1.0 EcoBoost	SFCA, UGCA	02/14 →	S60 II D5	D5244T10, D5244T10	04/10 → 12/15	V60 II D4	D4204T14	02/18 →
TRANSIT COURIER 1.5 TDCi	UGCA, T3CA	02/14 →	S60 II D5 AWD	D5244T10, B4204T11	04/10 → 12/15	V70 III 1.6 D	D4164T	07/09 → 12/11
TRANSIT COURIER 1.6 TDCi	T3CA, CVFA	02/14 →	S60 II T	B5204T9	04/14 →	V70 III 1.6 Drive / D2	D4162T	04/11 → 12/15
TRANSIT TOURNEO 2.2	CYFA, PGFA	10/11 → 08/14	S60 II T3	B4164T3	04/10 → 12/15	V70 III 1.6 T4F	B4164T2	01/11 → 12/15
TRANSIT TOURNEO 2.2 TDCi	PGFA, LJ46B	07/06 → 08/14	S60 II T4	B4164T	04/10 → 12/15	V70 III 2.0	B4204S3	10/07 → 12/11
JAGUAR			S60 II T4F	B4164T2	04/11 → 12/15	V70 III 2.0 BiFuel	B5204T9, D5244T14	03/13 → 12/15
X-TYPE 2.0 D	LJ46B, AJNYB	07/03 → 12/09	S60 II T5	B4204T11, B4204T11	04/10 →	V70 III 2.0 D	D4204T	10/07 → 12/15
X-TYPE 2.1 V6	AJNYB, LJ46G	03/02 → 11/09	S60 II T5 AWD	B4204T11, B4204T9	07/14 →	V70 III 2.0 D3 DRIVE	D5204T7	09/13 →
X-TYPE 2.2 D	LJ46G, AJMxB	10/05 → 12/09	S60 II T6	B4204T9	09/13 →	V70 III 2.0 D4/D4 DRIVE	D5204T3	09/13 →
X-TYPE 2.5	AJMxB, AJMxB	02/04 → 12/09	S60 II T6 AWD	B4204T9, D5204T2	04/10 →	V70 III 2.0 FlexiFuel	B4204S4	01/08 → 12/11
X-TYPE 2.5 V6 Trazione integrale	AJMxB, AJLWB	06/01 → 11/09	S80 I 2.0 D3/D4	D5204T2, D5244T14	09/10 →	V70 III 2.0 T	B4204T6	09/09 → 12/11
X-TYPE 3.0	AJLWB, AJLWB	02/04 → 12/09	S80 I 3.2	B6324S5	09/10 →	V70 III 2.0 T5	D4204T7	11/10 →
X-TYPE 3.0 Trazione integrale	AJ-V6	09/02 → 12/08	S80 II 1.6 D DRIVE	D4164T	01/10 → 12/11	V70 III 2.4 D	D5244T14, D5244T11	04/07 → 12/10
X-TYPE 3.0 V6 Trazione integrale	AJLWB, FXJA	06/01 → 12/08	S80 II 1.6 D2	D4162T	01/14 →	V70 III 2.4 D4 AWD	D5244T17	09/13 →
MAZDA			S80 II 1.6 DRIVE	D4162T	06/11 →	V70 III 2.4 D5	D5244T11, B5254T10	09/13 →
2 II 1.4 MZR-CD	Y404	01/08 → 06/15	S80 II 2.0	B4204S3	01/08 → 09/12	V70 III 2.5 T	B5254T10, B5254T11	08/07 → 12/12
2 II 1.6 MZ-CD	Y406, Y601	10/08 → 06/15	S80 II 2.0 Drive- E	B4204T11	12/14 →	V70 III 2.5 T FlexiFuel	B5254T11, B6324S	05/08 → 12/11
3 I 1.6 Di Turbo	Y601, D5244T13	06/04 → 06/09	S80 II 2.0 FlexFuel	B4204S4	01/08 → 12/11	V70 III 3.0 T6 AWD	B6304T4	11/13 →
3 I 1.6 MZ-CD	Y406	06/06 → 12/09	S80 II 2.0 T	B4204T6	01/10 →	V70 III 3.2	B6324S, B6324S	08/07 → 12/14
3 II 1.6 MZR CD	Y601	12/08 → 05/13	S80 II 2.0 T5	B4204T15	01/14 →	V70 III 3.2 AWD	B6324S, D4204T9	04/07 → 12/15
BT-50 2.2 MZR-CD	U2	10/11 →	S80 II 2.0 TDi	D4204T	02/08 → 03/11	V70 III D2	D4204T20	03/15 →
BT-50 3.2 MZR-CD	UH	10/11 →	S80 II 2.4 D	D5244T14, B5254T10	03/06 →	V70 III D3	D4204T9, D5204T2	10/07 →
2 I 1.2	FUJA	02/03 → 06/07	S80 II 2.5 T	B5254T10, B5254T11	03/06 →	V70 III D3 / D4	D5204T2, D5244T12	03/10 → 12/15
2 I 1.25	FUJA	04/03 → 06/07	S80 II 2.5 T AWD	B5254T6	10/06 → 04/09	V70 III D4	D4204T5	10/13 →
2 I 1.3 L	ZI-04	04/03 → 06/07	S80 II 2.5 T FlexFuel	B5254T11, D5244T10	05/08 → 12/11	V70 III D4 AWD	D5244T12, D5244T10	10/07 →
2 I 1.4	FXJA, F6JA	02/03 → 06/07	S80 II 3.2	B6324S	03/06 →	V70 III D5	D5244T10, D5244T10	04/07 →
2 I 1.4 CD	F6JA, FYJA	04/03 → 06/07	S80 II 3.2 AWD	B6324S	01/07 → 12/10	V70 III D5 AWD	D5244T10, B4164T	04/07 →
2 I 1.5	ZY-VE	04/03 → 06/07	S80 II 3.2 FlexiFuel AWD	B6324S	01/09 → 03/10	V70 III T4	B4164T, B6304T2	10/10 →
2 I 1.6	FYJA, Y406	02/03 → 06/07	S80 II 4.4 V8 AWD	B8444S	03/06 → 03/12	V70 III T5	B4204T11	10/13 →
VOLVO			S80 II D3	D5204T7	05/12 →	V70 III T6 AWD	B6304T2, D5244T16	08/07 → 12/15
C30 1.6	B4164S3	10/06 → 12/12	S80 II D4	D4204T5	09/13 →	XC60 I 2.0 T	B4204T6	12/09 → 12/12
C30 1.6 D	D4164T	10/06 → 12/12	S80 II D5	D5244T10, D5244T10	03/06 →	XC60 I 2.4 D	D5244T14	04/09 → 12/10
C30 1.8	B4184S11	10/06 → 12/12	S80 II D5 AWD	D5244T10, B4204T11	01/07 →	XC60 I 2.4 D / D3 / D4 AWD	D5244T16, B6324S	05/08 → 02/17
C30 1.8 FlexFuel	B4184S8	01/07 → 12/12	S80 II T4	B4164T	10/10 →	XC60 I 2.4 D AWD	D5244T14	06/09 → 12/10
C30 2.0	B4204S3	10/06 → 12/12	S80 II T4F	B4164T2	05/11 →	XC60 I 3.2 AWD	B6324S, D4204T4	07/09 → 12/15
			S80 II T5	B4204T11, B6304T2	10/10 →	XC60 I D3	D4204T4, D5204T2	04/12 → 02/17
			S80 II T6 AWD	B6304T2, B6304T2	01/07 → 12/16	XC60 I D3 / D4	D5204T2, D4204T14	03/10 → 12/14
			S80L 2.0 T	B4204T6	01/10 →	XC60 I D4	D4204T14, D5244T12	10/13 → 02/17
			S80L 2.5 T	B5254T6	01/08 →	XC60 I D4 AWD	D5244T12, D5244T10	10/13 → 02/17
			S80L 2.5 T5	B5254T12	01/12 →	XC60 I D5	D5244T11	06/11 → 02/17

VOLVO			
XC60 I D5 AWD	D5244T10, B4204T11	05/08 → 02/17	
XC60 I T5	B4204T11, B4204T11	09/10 →	
XC60 I T5 AWD	B4204T11, B4204T9	04/14 → 02/17	
XC60 I T6	B4204T9	10/13 →	
XC60 I T6 AWD	B4204T9, D5244T17	05/08 →	
XC70 II 2.4 D	D5244T14	06/09 → 12/10	
XC70 II 2.4 D / D4 AWD	D5244T17, D5204T2	08/07 →	
XC70 II 3.0 T6	B6304T4	01/10 →	
XC70 II 3.2	B6324S5	08/07 →	
XC70 II 3.2 AWD	B6324S	08/07 → 12/11	
XC70 II D3	D5204T2, D5244T10	04/10 → 12/15	
XC70 II D3 AWD	D5204T2	08/11 →	
XC70 II D4	D4204T5	10/13 →	
XC70 II D4 AWD	D5244T12	10/13 →	
XC70 II D5 AWD	D5244T10, B5254T14	04/07 →	
XC70 II T5	B4204T11	10/13 →	
XC70 II T5 AWD	B5254T12	08/15 →	
XC70 II T6 AWD	B5254T14, DKJA	01/08 →	

7.1232



1

BRAKE/CLUTCH PEDAL SWITCHES

Adatt./Suitable:

AUDI

3C0698459A
3C0698459B
5G0 698 459
8P0 698 459 A
8P0 698 459 B

BENTLEY

1K0 945 459 C
5G0 698 459

MAN

5G0 698 459

PORSCHE

958 355 459 01

SEAT

1K0 945 459 C
5G0 698 459
8P0 698 459
8P0 698 459 A
8P0 698 459 B

SKODA

1K0 945 459
1K0 945 459 A
1K0 945 459 C
5G0 698 459
8P0 698 459
8P0 698 459 A
8P0 698 459 B

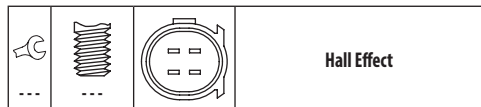
VW

1K0 945 459 A
1K0 945 459 C
3C0 698 459 A
3C0 698 459 B
5G0 698 459
5N0 945 459 A
8P0 698 459
8P0 698 459 A
8P0 698 459 B

NEW - ITEM NOW AVAILABLE FROM PRODUCTION

- NUOVO - ARTICOLO ORA DISPONIBILE PER LA VENDITA
- NOUVEAU - ARTICLE DISPONIBLE EN PRODUCTION COURANTE
- NEU - JETZT ZUM VERKAUF VERFÜGBARER ARTIKEL
- NUEVO - ARTICULO AHORA DISPONIBLE EN PRODUCCION

MARKET DIFFUSION: HIGH



Hall Effect

AUDI			
A1 1.0 30 TFSi	DKJA, CHZB	07/18 →	
A1 1.0 TFSi	CHZB, CAVG	03/15 → 10/18	
A1 1.2 TFSi	CBZA	05/10 → 04/15	
A1 1.4 TDI	CUSB	11/14 → 10/18	
A1 1.4 TFSi	CAVG, CAYB	05/10 →	
A1 1.4 TSI	CZEA	11/14 → 10/18	
A1 1.6 Tdi	CAYB, CFHB	05/10 → 10/18	
A1 1.8 TFSi	DAJB	02/15 → 10/18	
A1 2.0 TDI	CFHB, CAXC	09/11 → 04/15	
A1 2.0 TFSi quattro	CDLH	03/12 → 11/12	
A1 S1 quattro	CWZA	03/14 → 10/18	
A3 III 1.0 TFSi	CHZD, CJZA	07/16 →	
A3 III 1.2 TFSi	CJZA, CMBA	02/13 →	
A3 III 1.4 TFSi	CMBA, CUKB	04/12 →	
A3 III 1.4 TFSi e-tron	CUKB, CLHA	05/14 →	

AUDI			
A3 III 1.4 TFSi g-tron	CPWA	11/13 →	
A3 III 1.4 TSI	CZEA	05/14 →	
A3 III 1.5 TFSi	DADA	05/17 →	
A3 III 1.6 TDI	CLHA, CJSA	10/12 →	
A3 III 1.6 TDI quattro	CXXB	05/15 →	
A3 III 1.8 TFSi	CJSA, CRBC	04/12 →	
A3 III 1.8 TFSi quattro	CJSB	08/12 →	
A3 III 2.0 quattro	CNTC	11/13 →	
A3 III 2.0 TDI	CRBC, CRBC	04/12 →	
A3 III 2.0 TDI quattro	CRBC, CHHB	10/12 →	
A3 III 2.0 TFSi	CHHB, CNTC	01/13 →	
A3 III 2.0 TFSi quattro	CNTC, DDYA	05/14 →	
A3 III 30 TDI	DDYA, CHZD	10/18 →	
A3 III 30 TFSi	CHZD, CZGB	10/18 →	
A3 III 35 TFSi	DADA	10/18 →	
A3 III RS3 quattro	CZGB, CJXB	03/15 →	
A3 III S3 quattro	CJXB, CZHA	11/12 →	
A3 I [USA] 2.0	CBEA	08/09 →	
A3 I [USA] 2.0 16V	--	01/06 → 12/10	
A3 I [USA] 3.2 24V	CBRA	07/08 → 05/09	
A3 I [USA] 3.2 24V AWD	--	01/06 → 12/09	
A3 II 1.2 TFSi	CBZB	03/10 → 05/13	
A3 II 1.2 TSI	CBZB	04/10 → 08/12	
A3 II 1.4 TFSi	CAXC, BGU	09/07 → 05/13	
A3 II 1.6	BGU, CCSA	05/03 → 08/12	
A3 II 1.6 E-Power	CCSA, BAG	01/11 → 08/12	
A3 II 1.6 FSI	BAG, CAYB	08/03 → 09/07	
A3 II 1.6 TDI	CAYB, BYT	05/09 → 05/13	
A3 II 1.8 TFSi	BYT, BKC	11/06 → 05/13	
A3 II 1.8 TFSi quattro	CDA A	07/08 → 08/12	
A3 II 1.9 TDI	BKC, AXW	05/03 → 05/10	
A3 II 2.0 FSI	AXW, AZV	05/03 → 06/08	
A3 II 2.0 TDI	AZV, BKD	05/03 → 05/13	
A3 II 2.0 TDI 16V quattro	BKD, AZV	08/04 → 08/12	
A3 II 2.0 TDI quattro	AZV, AXX	05/03 → 08/12	
A3 II 2.0 TFSi	AXX, AXX	09/04 → 05/13	
A3 II 2.0 TFSi quattro	AXX, BDB	09/04 → 08/12	
A3 II 3.2 V6 quattro	BDB, BHZ	07/03 → 05/09	
A3 II S3 quattro	BHZ, CAXC	11/06 → 08/12	
A3 II SPORTBACK 1.2 TSI	CBZB	04/10 → 03/13	
A3 II SPORTBACK 1.4 TFSi	CAXC, BGU	09/07 → 03/13	
A3 II SPORTBACK 1.6	BGU, CCSA	09/04 → 03/13	
A3 II SPORTBACK 1.6 E-Power	CCSA, BLF	01/11 → 03/13	
A3 II SPORTBACK 1.6 FSI	BLF, CAYB	09/04 → 09/07	
A3 II SPORTBACK 1.6 TDI	CAYB, BYT	05/09 → 03/13	
A3 II SPORTBACK 1.8 TFSi	BYT, BKC	11/06 → 03/13	
A3 II SPORTBACK 1.8 TFSi quattro	CDA A	07/08 → 03/13	
A3 II SPORTBACK 1.9 TDI	BKC, AXW	09/04 → 05/10	
A3 II SPORTBACK 2.0 FSI	AXW, AZV	09/04 → 06/08	
A3 II SPORTBACK 2.0 TDI	AZV, BKD	09/04 → 03/13	
A3 II SPORTBACK 2.0 TDI 16V	BKD, BKD	09/04 → 03/13	
A3 II SPORTBACK 2.0 TDI 16V quattro	BKD, BMM	11/05 → 03/13	
A3 II SPORTBACK 2.0 TDI quattro	BMM, AXX	01/06 → 03/13	
A3 II SPORTBACK 2.0 TFSi	AXX, AXX	09/04 → 03/13	
A3 II SPORTBACK 2.0 TFSi quattro	AXX, BMJ	09/04 → 03/13	
A3 II SPORTBACK 3.2 V6 quattro	BMJ, BHZ	09/04 → 05/09	
A3 II SPORTBACK RS3 quattro	CEPA	01/11 → 12/12	
A3 II SPORTBACK S3 quattro	BHZ, CHZD	06/08 → 03/13	
A4 V 1.4 TFSi	CVNA	08/15 →	
A4 V 2.0 TDI	CZHA, DESA	05/15 →	
A4 V 2.0 TDI quattro	DESA, CVKB	09/15 →	
A4 V 2.0 TFSi	CVKB, CYMC	05/15 →	
A4 V 2.0 TFSi g-tron	CVLA	11/16 →	
A4 V 2.0 TFSi quattro	CYMC, CRTC	05/15 →	
A4 V 3.0 TDI	CSWB	09/15 →	
A4 V 3.0 TDI quattro	CRTC, DESA	05/15 →	
A4 V S4 quattro	CWGD	05/16 →	
A4 V ALLROAD 2.0 TDI quattro	DESA, CYMC	01/16 →	
A4 V ALLROAD 2.0 TFSi quattro	CYMC, CRTC	01/16 →	
A4 V ALLROAD 3.0 TDI quattro	CRTC, CZHA	01/16 →	
A5 II 1.4 TFSi	CVNA	11/16 →	
A5 II 2.0 TDI	CZHA, CZHA	07/16 →	
A5 II 2.0 TDI quattro	CZHA, CVKB	10/16 →	
A5 II 2.0 TFSi	CVKB, CYMC	09/16 →	
A5 II 2.0 TFSi g-tron	CVLA	02/17 →	
A5 II 2.0 TFSi quattro	CYMC, CRTC	06/16 →	
A5 II 3.0 TDI	CSWB	11/16 →	
A5 II 3.0 TDI quattro	CRTC, CZHI	07/16 →	
A5 II RS5 quattro	DECA	04/17 →	
A5 II S5 quattro	CWGD	07/16 →	
Q2 1.0 TFSi	CHZJ, DDYA	10/16 →	

AUDI			
Q2 1.4 TSI	CZEA	06/16 →	
Q2 1.6 TDI	DDYA, DFGA	06/16 → 10/18	
Q2 2.0 TDI	DCYA	09/16 →	
Q2 2.0 TDI quattro	DFGA, CHPB	07/16 →	
Q2 2.0 TFSi quattro	CZPB	05/17 →	
Q3 1.4 TFSi	CZDB	07/16 →	
Q3 1.4 TSI	CHPB, CFFA	10/13 →	
Q3 2.0 TDI	CFFA, CFFB	09/11 →	
Q3 2.0 TDI quattro	CFFB, CCTA	06/11 →	
Q3 2.0 TFSi	CCTA, CCZC	10/13 →	
Q3 2.0 TFSi [ExtraEU]	CCTA	03/15 →	
Q3 2.0 TFSi quattro	CCZC, CTSA	06/11 →	
Q3 RS 2.5 quattro	CTSA, DEUA	05/13 →	
Q3 RS performance 2.5 quattro	CZGB	01/15 →	
Q5 II 2.0 TDI	DEUA, DESA	01/17 →	
Q5 II 2.0 TDI quattro	DESA, DAXB	06/16 → 10/18	
Q5 II 2.0 TFSi quattro	DAXB, CRTC	06/16 →	
Q5 II 3.0 TDI quattro	DCPC	07/17 →	
Q5 II SQ5 TFSi quattro	CWGD	11/16 →	
Q7 II 2.0 TFSi	CVJA	08/15 →	
Q7 II 2.0 TFSi quattro	CYRB	08/15 →	
Q7 II 3.0 TDI e-tron quattro	CVZA	08/15 →	
Q7 II 3.0 TDI quattro	CRTC, CBBD	05/15 →	
Q7 II 3.0 TFSi quattro	CREC	01/15 →	
Q7 II SQ7 TDI quattro	CZAC	04/16 →	
Q8 3.0 50 TDI Mild Hybrid quattro	DHXA	07/18 →	
Q8 3.0 55 TFSi Mild Hybrid quattro	DCBD	02/18 →	
Q8 3.0 TDI quattro	CVMD	02/18 →	
A3 2.0 TFSi [ExtraEU]	CYFB	05/14 → 08/16	
TT II 1.8 TFSi	CDA A	06/08 → 06/14	
TT II 2.0 TDI quattro	CBBD, BPY	06/08 → 06/14	
TT II 2.0 TFSi	BPY, BWA	08/06 → 06/14	
TT II 2.0 TFSi quattro	BWA, CDLA	06/08 → 06/14	
TT II 2.0 TTS quattro	CDLA, CEPA	05/08 → 06/14	
TT II 2.5 RS quattro	CEPA, CJSA	07/09 → 06/14	
TT II 3.2 V6 quattro	BUB	08/06 → 06/10	
TT III 1.8 TFSi	CJSA, CHHC	08/15 →	
TT III 2.0 TDI	CUNA	07/14 →	
TT III 2.0 TDI quattro	CUNA	01/17 →	
TT III 2.0 TFSi	CHHC	07/14 →	
TT III 2.0 TFSi quattro	CHHC, CJXF	07/14 →	
TT III 2.0 TTS quattro	CJXF, DAUA	11/14 →	
TT III 2.5 RS quattro	DAZA	10/16 →	
TT 2.0 TFSi [ExtraEU]	CYFB	07/15 →	
BENTLEY			
BENTAYGA 4.0	DCUA	01/18 →	
BENTAYGA 4.0 D	CZAC	01/17 →	
BENTAYGA 6.0	DBDB	10/15 →	
CONTINENTAL 6.0 AWD	DBDB	09/17 →	
MAN			
TGE-SERIES 2.0 TDi	DAUA, M05.9E	02/17 →	
TGE 2.0 TDI	DAUA, DAUA	11/16 →	
TGE 2.0 TDI AWD	DAUA, DASA	03/17 →	
TGE 2.0 TDI RWD	DASA, DAUA	05/17 →	
PORSCHE			
CAYENNE II 3.0 Diesel	M05.9E, M06.EC	06/10 →	
CAYENNE II 3.0 S E-Hybrid	M06.EC, M55.02	06/10 →	
CAYENNE II 3.6	M55.02, MCU.DB	06/10 →	
CAYENNE II 3.6 GTS	MCX.ZA	02/15 →	
CAYENNE II 3.6 S	MCU.RA	10/14 →	
CAYENNE II 4.2 S Diesel	MCU.DB, M48.52	10/12 →	
CAYENNE II 4.8 GTS	M48.02	06/12 →	
CAYENNE II 4.8 S	M48.02	06/10 →	
CAYENNE II 4.8 Turbo	M48.52, M48.52	06/10 →	
CAYENNE II 4.8 Turbo S	M48.52, CAVA	10/12 →	
SEAT			
ALHAMBRA III 1.4 TSI	CAVA, CFFA	06/10 →	
ALHAMBRA III 1.8 TSI	CDA A	11/12 →	
ALHAMBRA III 2.0 TDI	CFFA, CFFB	06/10 →	
ALHAMBRA III 2.0 TDI 4Drive	CFFB, CCZA	05/11 →	
ALHAMBRA III 2.0 TSI	CZCA, CAYB	11/10 →	
ALTEA 1.2 TSI	CBZB	04/10 →	
ALTEA 1.4 16V	CGGB	05/06 →	
ALTEA 1.4 TFSi	CAXC	05/10 → 04/11	
ALTEA 1.6	CMXA	03/04 →	
ALTEA 1.6 LPG	CHGA	09/09 →	
ALTEA 1.6 Multifuel	CMXA	11/10 → 05/11	
ALTEA 1.6 TDI	CAYB, BKD	10/09 →	
ALTEA 2.0 TDI	CEGA	03/06 →	
ALTEA 2.0 TDI 16V	BKD, BSE	03/04 →	
ALTEA 2.0 TDI 16V 4WD	CFHC	10/10 →	
ALTEA XL 1.2 TSI	CBZB	04/10 →	
ALTEA XL 1.4 16V	CGGB	10/06 →	
ALTEA XL 1.4 TSI	CAXC	11/07 →	
ALTEA XL 1.6 Multifuel	BSE, CAYB	10/06 →	

SEAT		
ALTEA XL 1.6 TDI	CAYB, AZV	10/09 →
ALTEA XL 2.0 TDI	AZV, BKD	10/06 →
ALTEA XL 2.0 TDI 16V	BKD, BMM	10/06 →
ALTEA XL 2.0 TDI 16V 4x4	CFHC	10/10 →
ALTEA XL 2.0 TDI 4x4	BMM, CHZJ	06/07 →
ALTEA XL 2.0 TFSI	BWA	10/06 → 05/09
ARONA 1.0 TSI	CHZJ, DGTA	07/17 →
ARONA 1.5 TSI	DADA	07/17 →
ARONA 1.6 TDI	DGTA, DDYA	07/17 →
ATECA 1.0 TSI	CHZJ	05/16 →
ATECA 1.4 TSI	CZEA	06/16 →
ATECA 1.4 TSI 4Drive	CZEA	06/16 →
ATECA 1.6 TDI	DDYA, CRVA	04/16 →
ATECA 2.0 TDI	CRVA, DFFA	04/16 →
ATECA 2.0 TDI 4Drive	DFFA, CHZB	04/16 →
ATECA 2.0 TSI 4Drive	CZPB	05/17 →
IBIZA IV 1.0	CHYB	05/15 →
IBIZA IV 1.0 TSI	CHZB, BZG	05/15 →
IBIZA IV 1.2	BZG, CBZA	03/08 →
IBIZA IV 1.2 LPG	CFZG	03/08 →
IBIZA IV 1.2 TDI	CFWA	04/10 →
IBIZA IV 1.2 TSI	CBZA, BXW	09/10 →
IBIZA IV 1.4	BXW, BMS	03/08 →
IBIZA IV 1.4 LPG	BXW	03/08 → 05/11
IBIZA IV 1.4 TDI	BMS, CAVF	07/08 →
IBIZA IV 1.4 TSI	CAVF, CAVE	06/09 →
IBIZA IV 1.4 TSI Cupra	CAVE, CWVA	06/09 →
IBIZA IV 1.6	BTS	05/08 →
IBIZA IV 1.6 LPG	CNKA	05/11 →
IBIZA IV 1.6 SRE	CWVA, CAYA	07/15 →
IBIZA IV 1.6 TDI	CAYA, BLS	05/09 →
IBIZA IV 1.8 TSI Cupra	DAJA	11/15 →
IBIZA IV 1.9 TDI	BLS, CHYB	03/08 →
IBIZA IV 2.0	CEKA	10/08 →
IBIZA IV 2.0 TDI	CFHD	01/10 →
IBIZA V 1.0	CHYB, CHZJ	01/17 →
IBIZA V 1.0 TGI	DBYA	11/17 →
IBIZA V 1.0 TSI	CHZJ, DGTA	01/17 →
IBIZA V 1.5 TSI	DADA	07/17 →
IBIZA V 1.6 TDI	DGTA, BSE	09/17 →
LEON II 1.2 TSI	CBZB	02/10 → 12/12
LEON II 1.4 16V	CGGB	06/06 → 12/12
LEON II 1.6	BSE, BSE	07/05 → 12/12
LEON II 1.6 LPG	CHGA	12/09 → 12/12
LEON II 1.6 MultiFuel	BSE, CAYB	11/10 → 12/12
LEON II 1.6 TDI	CAYB, CFHC	02/10 → 12/12
LEON II 2.0 Cupra R	CDLA	09/09 → 12/12
LEON II 2.0 TDI	CFJA	05/06 → 12/12
LEON II 2.0 TDI 16V	CFHC, CHZD	07/05 → 12/12
LEON III 1.0 TSI	CHZD, CJZA	05/15 →
LEON III 1.2 TSI	CJZA, CHPA	12/12 →
LEON III 1.4 TGI	CPWA	02/13 →
LEON III 1.4 TSI	CHPA, CLHA	09/12 →
LEON III 1.6 TDI	CLHA, CLHA	09/12 →
LEON III 1.6 TDI 4Drive	CLHA, CJSA	04/14 →
LEON III 1.6 TSI	CWVA	05/15 →
LEON III 1.8 TFSI	CJSA	02/13 →
LEON III 1.8 TSI	CJSA	02/13 →
LEON III 1.8 TSI 4Drive	CJSA, CJXA	11/14 →
LEON III 2.0 Cupra	CJXA, CKFC	10/13 →
LEON III 2.0 Cupra 4Drive	CJXC	11/16 →
LEON III 2.0 Cupra R	CJXG	11/17 →
LEON III 2.0 TDI	CKFC, CRBC	09/12 →
LEON III 2.0 TDI 4Drive	CRBC, CJZB	04/14 →
LEON ST 1.0 TSI	CHZD	05/15 →
LEON ST 1.2 TSI	CJZB, CZDA	01/13 →
LEON ST 1.4 TSI	CZDA, CRKB	05/14 →
LEON ST 1.6 TDI	CRKB, CJXA	09/13 →
LEON ST 1.8 TFSI	CJSA	10/13 →
LEON ST 2.0 Cupra	CJXA, CKFC	10/13 →
LEON ST 2.0 Cupra 4Drive	CJXC	11/16 →
LEON ST 2.0 TDI	CKFC, CRBC	04/13 →
LEON ST 2.0 TDI 4Drive	CRBC, CHYA	09/14 →
MII 1.0	CHYA, CHZB	10/11 →
MII 1.0 EcoFuel	CPGA	11/12 →
TOLEDO IV 1.0 TSI	CHZB, CBZA	05/17 →
TOLEDO IV 1.2	CGPC	07/12 →
TOLEDO IV 1.2 TSI	CBZA, CAXA	07/12 →
TOLEDO IV 1.4 TDI	CUSB	05/15 →
TOLEDO IV 1.4 TSI	CAXA, CAYB	07/12 →
TOLEDO IV 1.6	CFNA	07/13 →
TOLEDO IV 1.6 SRE	CWVA	05/15 →
TOLEDO IV 1.6 TDI	CAYB, CHYA	07/12 →

SKODA

CITIGO 1.0	CHYA, CBZA	10/11 →
CITIGO 1.0 CNG	CPGA	11/12 →
CITIGO 1.0 LPG	CHYB	10/11 →
FABIA II 1.2	CJLB	03/10 →

SKODA		
FABIA II 1.2 [IND]	CJLA	09/10 →
FABIA II 1.2 TDI	CFWA	05/10 → 12/14
FABIA II 1.2 TSI	CBZA, BTS	03/10 → 12/14
FABIA II 1.4	CGGB	01/07 → 12/14
FABIA II 1.6	BTS, CAYA	04/07 → 12/14
FABIA II 1.6 TDI	CAYA, CHYA	03/10 → 12/14
FABIA III 1.0	CHYA, CHYA	08/14 →
FABIA III 1.0 LPG	CHYA, CHZB	08/14 →
FABIA III 1.0 TSI	CHZB, CJZC	05/17 →
FABIA III 1.2 TSI	CJZC, CUSA	08/14 →
FABIA III 1.4 TDI	CUSA, CWVA	08/14 →
FABIA III 1.4 TSI RS	CZCA	02/18 →
FABIA III 1.6	CWVA, CZCA	01/15 →
KAROQ 1.0 TSI	CHZJ	07/17 →
KAROQ 1.5 TSI	DADA	07/17 →
KAROQ 1.6 TDI	DDYA	07/17 →
KAROQ 2.0 TDI 4x4	DFFA	07/17 →
KODIAQ 1.4 TSI	CZCA, CZDA	10/16 →
KODIAQ 1.4 TSI 4x4	CZDA, DBGA	10/16 →
KODIAQ 2.0 TDI	DBGC	10/16 →
KODIAQ 2.0 TDI 4x4	DBGA, BUD	10/16 →
KODIAQ 2.0 TSI 4x4	CZPA	10/16 →
OCTAVIA II 1.2 TSI	CBZB	02/10 → 06/13
OCTAVIA II 1.4	BUD, BGU	06/04 → 06/13
OCTAVIA II 1.4 [CHN]	CFBA.	03/10 →
OCTAVIA II 1.4 TSI	CAXA	11/08 → 06/13
OCTAVIA II 1.6	BGU, CDFA	06/04 → 06/13
OCTAVIA II 1.6 [CHN]	CDFA, BSE	09/07 →
OCTAVIA II 1.6 LPG	BSE, CCSA	08/09 → 11/12
OCTAVIA II 1.6 MultiFuel	CCSA, BYJ	01/08 → 06/13
OCTAVIA II 1.6 TDI	CAYC	06/09 → 04/13
OCTAVIA II 1.6 TDI 4x4	CAYC	06/09 → 02/13
OCTAVIA II 1.8 [CHN]	BYJ, BZB	04/07 →
OCTAVIA II 1.8 TSI	BZB, CDAA	06/07 → 06/13
OCTAVIA II 1.8 TSI 4x4	CDAA, BJB	11/08 → 02/13
OCTAVIA II 1.9 TDI	BJB, BKC	06/04 → 12/10
OCTAVIA II 1.9 TDI 4x4	BKC, BXX.	11/04 → 12/10
OCTAVIA II 2.0 [CHN]	BXX., BWA	04/07 →
OCTAVIA II 2.0 4x4	CCZA	11/08 →
OCTAVIA II 2.0 RS	BWA, AZV	10/05 → 02/13
OCTAVIA II 2.0 TDI	AZV, AZV	02/04 → 06/13
OCTAVIA II 2.0 TDI 16V	AZV, BKD	02/04 → 05/13
OCTAVIA II 2.0 TDI 16V 4x4	BKD, BMM	05/10 → 02/13
OCTAVIA II 2.0 TDI 4x4	BMM, BMN	07/06 → 02/13
OCTAVIA II 2.0 TDI RS	BMN, CHZD	04/06 → 02/13
OCTAVIA III 1.0 TSI	CHZD, CJZA	05/16 →
OCTAVIA III 1.2 TSI	CJZA, CHPA	11/12 →
OCTAVIA III 1.4 [CHN]	CCSA	02/14 →
OCTAVIA III 1.4 TSI	CHPA, CLHA	11/12 →
OCTAVIA III 1.4 TSI G-TEC	CPWA	11/13 →
OCTAVIA III 1.5 TSI	DADA	02/17 →
OCTAVIA III 1.6	CWVA	01/14 →
OCTAVIA III 1.6 [CHN]	CSRA	02/14 →
OCTAVIA III 1.6 TDI	CLHA, CLHA	11/12 →
OCTAVIA III 1.6 TDI 4x4	CLHA, CJSA	11/12 →
OCTAVIA III 1.8 TSI	CJSA, CJSA	11/12 →
OCTAVIA III 1.8 TSI 4x4	CJSA, CKFB	11/12 →
OCTAVIA III 2.0 TDI	CKFB, CUNA	11/12 →
OCTAVIA III 2.0 TDI / TDI RS 4x4	CUNA, CKFC	09/14 →
OCTAVIA III 2.0 TDI 4x4	CKFC, CUNA	11/12 →
OCTAVIA III 2.0 TDI RS	CUNA, CHHA	05/13 →
OCTAVIA III 2.0 TSI RS	CHHA, CHZB	11/12 →
RAPID 1.0 TSI	CHZB, CBZA	06/17 →
RAPID 1.2	GGPC	07/12 →
RAPID 1.2 LPG	CBZA, CBZA	07/12 →
RAPID 1.2 TSI	CBZA, CAXA	07/12 →
RAPID 1.4 TDI	CUSB	05/15 →
RAPID 1.4 TSI	CAXA, CFNA	07/12 →
RAPID 1.6	CFNA, CAYB	07/12 →
RAPID 1.6 SRE	CWVA	05/15 →
RAPID 1.6 TDI	CAYB, CAYA	07/12 →
ROOMSTER 1.2 TDI	CFWA	03/10 → 05/15
ROOMSTER 1.6 TDI	CAYA, BZB	03/10 → 05/15
SUPERB II 1.4 [CHN]	CFBA.	03/10 →
SUPERB II 1.4 TSI	CAXC	07/08 → 05/15
SUPERB II 1.6 TDI	CAYC	09/10 → 05/15
SUPERB II 1.8 [CHN]	CEAA	04/09 →
SUPERB II 1.8 TSI	BZB, CDAA	03/08 → 05/15
SUPERB II 1.8 TSI 4x4	CDAA, BLS	11/08 → 05/15
SUPERB II 1.9 TDI	BLS, BMP	03/08 → 11/10
SUPERB II 2.0 [CHN]	CGMA	04/09 →
SUPERB II 2.0 TDI	BMP, BKD	03/08 → 05/15
SUPERB II 2.0 TDI 16V	BKD, CBBB	01/09 → 05/15
SUPERB II 2.0 TDI 16V 4x4	CFFB	11/10 → 05/15
SUPERB II 2.0 TDI 4x4	CBBB, --	09/08 → 05/15
SUPERB II 2.0 TSI	CCZA	05/10 → 05/15
SUPERB II 3.6 FSI 4x4	--, CZCA	11/08 → 05/15

SKODA		
SUPERB II 3.6 V6 4x4	CDVA	10/09 → 05/15
SUPERB III 1.4 TSI	CZCA, CZDA	03/15 →
SUPERB III 1.4 TSI 4x4	CZDA, CVRA.	03/15 →
SUPERB III 1.6 TDI	CVRA., CJSA	03/15 →
SUPERB III 1.8 TSI	CJSA, CRGA	03/15 →
SUPERB III 2.0 TDI	CRGA, CRLB	03/15 →
SUPERB III 2.0 TDI 4x4	CRLB, CBZB	03/15 →
SUPERB III 2.0 TSI	CHHB	03/15 →
SUPERB III 2.0 TSI 4x4	CJXA	03/15 →
YETI 1.2 TSI	CBZB, CAXA	09/09 → 12/17
YETI 1.4 TSI	CAXA, CFHA	06/10 → 12/17
YETI 1.4 TSI 4x4	CZDA	05/15 → 12/17
YETI 1.6	CWVA	04/14 → 12/17
YETI 1.6 TDI	CAYC	11/10 → 05/15
YETI 1.8	CDAB	02/11 →
YETI 1.8 TFSI	CDAB	11/09 →
YETI 1.8 TSI 4x4	CDAA	05/09 → 12/17
YETI 2.0 TDI	CFHA, CBDB	11/09 →
YETI 2.0 TDI 4x4	CBDB, CDCA	05/09 → 12/17
VW		
AMAROK 2.0 BITDI	CDCA, CDCA	09/10 →
AMAROK 2.0 BITDI 4motion	CDCA, CDBA	09/10 →
AMAROK 2.0 TDI	CDBA, CDBA	09/10 →
AMAROK 2.0 TDI 4motion	CDBA, CDBA	09/10 →
AMAROK 2.0 TDI/Tdi BlueMotion	CDBA, CNEA	05/12 → 10/13
AMAROK 2.0 TDI/Tdi BlueMotion [ExtraEU]	CNEA, DDXA	05/12 →
AMAROK 2.0 TSI	CFPA	12/10 →
AMAROK 3.0 TDI	DDXA	06/16 →
AMAROK 3.0 TDI 4motion	DDXA, DFGA	06/16 →
AMAROK 3.0 TDI BlueMotion	DDXB	06/16 →
ARTEON 1.5 Tsi	DADA	11/17 →
ARTEON 2.0 TDI	DFAA, CUAA	04/17 →
ARTEON 2.0 TDI 4motion	CUAA, CAVD	04/17 →
ARTEON 2.0 TSI	CZPB	05/17 →
ARTEON 2.0 TSI 4motion	DJHC	04/17 →
BEETLE 1.2 TSI	CBZB	07/11 →
BEETLE 1.2 TSI 16V	CVVD	12/14 →
BEETLE 1.4 TSI	CAVD, CPKA	10/11 →
BEETLE 1.6 TDI	CAYC	10/11 →
BEETLE 1.8 TSI	CPKA, CFFB	12/13 →
BEETLE 2.0 TDI	CFFB, CBFA	04/11 →
BEETLE 2.0 TSI	CBFA, CBTA	04/11 →
BEETLE 2.5	CBTA, CBZA	04/11 →
CADDY III 1.0 TSI	CHZG	11/15 →
CADDY III 1.2 TSI	CBZA, BGU	09/10 →
CADDY III 1.4 TGI CNG	CPWA	06/15 →
CADDY III 1.4 TSI	CZCB	05/15 →
CADDY III 1.6	BGU, BSF	04/04 →
CADDY III 1.6 BiFuel	BSF, CAYD	05/11 → 05/15
CADDY III 1.6 TDI	CAYD, CFHC	08/10 →
CADDY III 2.0 EcoFuel	BSX	04/06 → 05/15
CADDY III 2.0 TDI	CFHC, CFHC	08/10 →
CADDY III 2.0 TDI 16V	CFHC, CFHC	11/10 → 05/15
CADDY III 2.0 TDI 16V 4motion	CFHC	11/10 → 05/15
CADDY III 2.0 TDI 4motion	CFHC, CAAB	08/10 →
CAMPMOBILE 2.0 Tdi	CCHB	05/10 → 08/15
CAMPMOBILE 2.0 Tdi BlueMotion	CAAB, CJKA	04/15 →
CAMPMOBILE 2.0 Tsi BlueMotion	CJKA, CKMA	04/15 →
CARAVELLE 2.0 EcoFuel	AXACNG	01/06 → 03/14
CARAVELLE 2.0 Tdi	CSDA	05/11 → 08/15
CC 1.4 TSI	CKMA, CDAA	11/11 → 12/16
CC 1.4 TSI MultiFuel	CKMA	11/11 → 12/16
CC 1.8 TSI	CDAA, CFFA	11/11 → 12/16
CC 2.0 TDI	CFFA, CFFB	11/11 → 12/16
CC 2.0 TDI 4motion	CFFB, CBFA	11/11 → 12/16
CC 2.0 TSI	CBFA, DASB	11/11 →
CC 3.6 FSI	CNNA	11/11 →
CC 3.6 FSI 4motion	BWS	11/11 → 12/16
CRAFTER 2.0 TDI	DASB, DAUA	09/16 →
CRAFTER 2.0 TDI 4motion	DAUA, DASA	03/17 →
CRAFTER 2.0 TDI RWD	DASA, CAVD	05/17 →
CRAFTER e-Crafter	EBHA	07/18 →
EOS 1.4 TSI	CAVD, BVY	11/07 → 08/15
EOS 1.6 FSI	BLF	06/06 → 05/08
EOS 2.0 FSI	BVY, BMM	03/06 → 05/08
EOS 2.0 TDI	BMM, CBAB	06/06 → 08/15
EOS 2.0 TDI 16V	CBAB, BPY	05/08 → 08/15
EOS 2.0 TFSI	BPY, BUB	03/06 → 08/15
EOS 2.0 TSI	CCZB	11/09 → 08/15
EOS 3.2 V6	BUB, BLG	06/06 → 05/09
EOS 3.6 V6	CDVA	05/09 → 11/10
GOLF IV 1.6 FSI	BAG	10/03 → 07/04
GOLF V 1.2 TSI	CBZB	11/09 → 12/13

VW			VW			VW		
GOLF V 1.4	BUD	06/07 → 07/09	UP 1.0 BlueMotion	CHYB	05/16 →	POLO V 1.6 BiFuel	CNKA	01/11 →
GOLF V 1.4 TSI	BLG, BGU	06/07 → 07/09	UP 1.0 EcoFuel	CPGA	11/12 →	POLO V 1.6 TDI	CAYA, CWYA	06/09 →
GOLF V 1.6	BGU, CCSA	05/05 →	UP 1.0 GTI	DKRA	11/17 →	POLO V 1.8 GTI	CWYA, CHYB	11/14 →
GOLF V 1.6 MultiFuel	CCSA, BLS	11/07 → 12/13	UP 1.0 TSI	CHZA	05/16 →	POLO V 2.0 R WRC	CDLJ	08/13 →
GOLF V 1.9 TDI	BLS, BLS	06/07 → 07/09	UP 1.0 TSI BlueMotion	CHZA	05/16 →	POLO VI 1.0	CHYB, CHZJ	06/17 →
GOLF V 1.9 TDI 4motion	BLS, BHY	08/04 → 07/09	MULTIVAN 2.0	AXA	11/03 → 08/15	POLO VI 1.0 TGI	DBYA	09/17 →
GOLF V 2.0	BHY, AZV	08/06 → 07/09	MULTIVAN 2.0 BitDI	CFCA	09/09 → 08/15	POLO VI 1.0 TSI	CHZI, DGTC	06/17 →
GOLF V 2.0 TDI	AKV, BKD	05/05 →	MULTIVAN 2.0 BitDI 4motion	CFCA	09/09 → 08/15	POLO VI 1.6 TDI	DGTC, CAVD	11/17 →
GOLF V 2.0 TDI 16V	BKD, CBTA	06/07 → 07/09	MULTIVAN 2.0 TDI	CAAA, CAAC	09/09 →	POLO VI 2.0 GTI	CZPC	11/17 →
GOLF V 2.0 TDI 4motion	AZV	06/07 → 07/09	MULTIVAN 2.0 TDI 4motion	CAAC, CJKA	09/09 →	T-ROC 1.0 TSI	CHZJ	07/17 →
GOLF V 2.5	CBTA, BGP	05/07 → 11/08	MULTIVAN 2.0 TSI	CJKA, CFFB	05/11 →	T-ROC 1.5 TSI	DADA	11/17 →
GOLF V 2.5 FSI	BGP, BUB	06/05 → 11/08	MULTIVAN 2.0 TSI 4motion	CJKA	07/11 →	T-ROC 1.6 TDI	DGTE	03/18 →
GOLF V 3.2	BUB, BUB	09/05 → 11/08	PASSAT 1.4 TSI BlueMotion	CAXA	08/10 → 12/14	T-ROC 2.0 TDI	DFFA	03/18 →
GOLF V 3.2 R32 4motion	BUB, CBZA	11/05 → 11/08	PASSAT 1.6 TDI BlueMotion	CAYC	08/10 → 12/14	T-ROC 2.0 TDI 4motion	DFFA	09/17 →
GOLF VI 1.2 TSI	CBZA, CJZA	11/08 →	PASSAT 1.8 TFSi	CDA A	08/10 → 12/14	T-ROC 2.0 TSI 4motion	CZPB	07/17 →
GOLF VI 1.2 TSI 16V	CJZA, CJZA	11/13 →	PASSAT 2.0 Blue TDi/TDi/TDi BlueMotion [ExtraEU]	CFFB	08/10 → 12/14	SCIROCCO III 1.4 TSI	CAVD, CDLA	05/08 →
GOLF VI 1.2 TSI BlueMotion	CJZA, BUD	08/12 →	PASSAT 2.0 TDi BlueMotion	CFFB, BZB	08/10 → 12/14	SCIROCCO III 2.0 R	CDLA, CBBB	11/09 → 11/17
GOLF VI 1.2 TSI/TSi Blue-Motion	CBZB	05/09 → 11/12	PASSAT 3.6 FSi	BWS	01/11 → 12/14	SCIROCCO III 2.0 TDi	CBBB, CAWB	08/08 → 11/17
GOLF VI 1.4	BUD, BUD	07/09 →	PASSAT V 1.4 TSI	CAXA, BSE	05/07 → 12/14	SCIROCCO III 2.0 TFSi	CCZB	11/09 → 05/14
GOLF VI 1.4 16V	BUD, CAVD	01/09 → 05/11	PASSAT V 1.4 TSI EcoFuel	CDGA	01/09 → 12/14	SCIROCCO III 2.0 TSI	CAWB, CAVA	05/08 → 11/17
GOLF VI 1.4 TSI	CAVD, CHPA	10/08 →	PASSAT V 1.4 TSI MultiFuel	CKMA	11/10 → 12/14	SHARAN II 1.4 TSI	CAVA, CFFA	05/10 →
GOLF VI 1.4 TSI BlueMotion	CHPA, BSE	08/12 →	PASSAT V 1.6	BSE, BZB	05/05 → 11/10	SHARAN II 1.8 TSI	CDA A	11/11 →
GOLF VI 1.6	BSE, CCSA	01/09 →	PASSAT V 1.6 FSI	BLF	03/05 → 06/08	SHARAN II 2.0 TDI	CFFA, CFFA	05/10 →
GOLF VI 1.6 BiFuel	CHGA	03/09 →	PASSAT V 1.6 TDI	CAYC	08/09 → 12/14	SHARAN II 2.0 TDI 4motion	CCZA, CCZA	05/11 →
GOLF VI 1.6 MultiFuel	CCSA, CAYB	10/08 →	PASSAT V 1.8 TSI	BZB, BKC	05/07 →	SHARAN II 2.0 TSI	CCZA, BWK	12/10 →
GOLF VI 1.6 TDI	CAYB, CLHA	02/09 →	PASSAT V 1.9 TDI	BKC, AXX	03/05 → 11/10	TERAMONT 2.0 TSi	CXDA	12/17 →
GOLF VI 1.6 TDI 4motion	CAYC	07/09 → 07/13	PASSAT V 2.0 BlueTDI	CBAC	01/09 → 11/10	TIGUAN I 1.4 [CHN]	CFBA.	11/11 →
GOLF VI 1.6 TDi BlueMotion	CLHA, CBFA	08/12 →	PASSAT V 2.0 FSi	AXX, BLX	03/05 → 11/10	TIGUAN I 1.4 TSI	BWK, BWK	05/08 →
GOLF VI 1.6 TDi/TDi BlueMotion	CAYC	05/09 → 05/14	PASSAT V 2.0 FSi 4motion	BLX, BMA	09/05 → 11/10	TIGUAN I 1.4 TSI 4motion	BWK, CBAB	09/07 →
GOLF VI 2.0	CDLF	05/11 →	PASSAT V 2.0 TDI	BMA, BKP	03/05 →	TIGUAN I 1.8 [CHN]	CEAA	12/09 →
GOLF VI 2.0 GTD	CUNA	04/13 →	PASSAT V 2.0 TDI 16V	BKP, BKP	03/05 → 11/10	TIGUAN I 2.0 [CHN]	CGMA	12/09 →
GOLF VI 2.0 GTi	CBFA, BMM	06/09 →	PASSAT V 2.0 TDI 16V 4motion	BKP, BMP	03/05 → 11/10	TIGUAN I 2.0 TSI	CBAB, CBAA	02/08 →
GOLF VI 2.0 R	CDLA	01/13 →	PASSAT V 2.0 TDI 4motion	BMP, CBTA	03/05 → 12/14	TIGUAN I 2.0 TDI 4motion	CBAA, CAWA	09/07 →
GOLF VI 2.0 R 4motion	CDLF	11/09 → 11/12	PASSAT V 2.0 TSI	CCZB	11/10 → 12/14	TIGUAN I 2.0 TFSi	CCTB	05/08 →
GOLF VI 2.0 TDI	BMM, CBAB	10/08 →	PASSAT V 2.0 TSI 4motion	CCZB	01/12 → 12/14	TIGUAN I 2.0 TFSi 4motion	CAWA, CCZB	09/07 →
GOLF VI 2.0 TDI 4motion	CBAB, CKFC	05/09 →	PASSAT V 2.5 SRE	CBTA, CZCA	01/11 →	TIGUAN I 2.0 TSI 4motion	CCZB, CZCA	05/11 →
GOLF VI 2.0 TDi BlueMotion	CKFC, CBFA	04/13 →	PASSAT V 3.6 FSi 4motion	AXZ	11/05 → 11/10	TIGUAN II 1.4 TSI	CZCA, CZDA	01/16 →
GOLF VI 2.0 TDi Gtd	CFGB	05/11 →	PASSAT V 3.6 FSi	BLV	06/05 →	TIGUAN II 1.4 TSI 4motion	CZDA, CRFD	05/16 →
GOLF VI 2.0 TFSi	CRZA	11/11 →	PASSAT V 3.6 FSi 4motion	BLV	09/05 → 12/14	TIGUAN II 1.6 TDI	DGDB	05/16 →
GOLF VI 2.0 TFSi Gti	CBFA, CCZA	05/11 →	PASSAT V 3.6 R36 4motion	BWS	04/07 → 11/10	TIGUAN II 1.6 TDI	CRFD, CUAA	05/15 →
GOLF VI 2.0 TSi	CCZA, CBTA	07/09 →	PASSAT V 1.4 TSI Hybrid	CKUC	06/15 →	TIGUAN II 2.0 TDI 4motion	CUAA, CHHB	01/16 →
GOLF VI 2.0 TSi R	CDLF	11/09 → 11/12	PASSAT VI 1.4 TSI	CZCA, DCXA	11/14 →	TIGUAN II 2.0 TSI 4motion	CHHB, CASA	01/16 →
GOLF VI 2.5	CBTA, CHZC	07/09 →	PASSAT VI 1.4 TSI 4motion	CZEA	02/15 →	TOUREG I 4.2 FSi	CGNA	01/11 → 03/18
GOLF VII 1.0 TSI	CHZC, CJZA	05/15 →	PASSAT VI 1.6 TDI	DCXA, CJSA	08/14 →	TOUREG II 3.0 TDI	DENA	11/17 →
GOLF VII 1.2 TSI	CJZA, CPWA	08/12 →	PASSAT VI 1.8 TSI	CJSA, CRGA	02/15 →	TOUREG II 3.0 TFSi	DEND	05/18 →
GOLF VII 1.4 GTE Hybrid	CUKB	05/14 →	PASSAT VI 2.0 TDI	CRGA, CRLB	11/14 →	TOUREG II 3.0 V6 TDI	CASA, CGEA	01/10 → 03/18
GOLF VII 1.4 TGI CNG	CPWA, CHPA	06/13 →	PASSAT VI 2.0 TDI 4motion	CRLB, CHHB	08/14 →	TOUREG II 3.0 V6 TSI	CJTA	08/10 → 03/18
GOLF VII 1.4 TSI	CHPA, CPVA	08/12 →	PASSAT VI 2.0 TSI	CHHB, CAYA	02/15 →	TOUREG II 3.0 V6 TSI Hybrid	CGEA, CGRA	04/10 → 03/18
GOLF VII 1.4 TSI MultiFuel	CPVA, DACA	04/13 →	PASSAT VI 2.0 TSI 4motion	CHHB, CAYA	05/15 →	TOUREG II 3.6 V6 FSi	CGRA, BLG	04/10 → 03/18
GOLF VII 1.5 TSI	DACA, CLHA	04/17 →	PASSAT CC 1.4 TSI MultiFuel	CKMA	01/11 → 01/12	TOUREG II 4.2 V8 TDI	CKDA	01/10 → 03/18
GOLF VII 1.6	CWVA	05/14 →	PASSAT CC 1.8 TSI	BZB, CBAA	06/08 → 01/12	TOURAN I 1.2 TSI	CBZB	05/10 → 05/15
GOLF VII 1.6 TDI	CLHA, CLHA	08/12 →	PASSAT CC 2.0 BlueTDI	CBAC	05/09 → 11/10	TOURAN I 1.4 [CHN]	CFBA.	04/09 →
GOLF VII 1.6 TDI 4motion	CLHA, CRGA	11/12 →	PASSAT CC 2.0 TDI	CBAA, CBAB	05/08 → 01/12	TOURAN I 1.4 FSI	BLG, BMY	11/06 → 05/10
GOLF VII 1.8 TSI 4motion	CJSB	12/14 →	PASSAT CC 2.0 TDI 4motion	CBAB, CAWB	08/09 → 01/12	TOURAN I 1.4 TSI	BMY, BGU	02/06 → 05/15
GOLF VII 2.0 GTD	CRGA, CHHA	04/13 →	PASSAT CC 2.0 TSI	CAWB, BLV	06/08 → 01/12	TOURAN I 1.4 TSI EcoFuel	CDGA	05/09 → 05/15
GOLF VII 2.0 GTI	CHHA, CJXB	04/13 →	PASSAT CC 3.6 FSi	BLV, BLV	06/08 →	TOURAN I 1.6	BGU, BAG	07/03 → 05/10
GOLF VII 2.0 GTI Clubsport	CJXE	02/16 →	PASSAT CC 3.6 FSi 4motion	BLV, CAXA	06/08 → 01/12	TOURAN I 1.6 BiFuel	BSF	11/06 → 05/10
GOLF VII 2.0 GTI Clubsport S	CJXG	09/16 →	PASSAT CASSONE / FURGO-NATO / PROMISCUO 2.0 TFSi	CCZB	11/10 → 12/14	TOURAN I 1.6 FSI	BAG, CAYB	02/03 → 01/07
GOLF VII 2.0 R 4motion	CJXB, CKFC	11/13 →	POLO III 1.2	CGPB	03/09 → 05/14	TOURAN I 1.6 TDI	CAYB, BKC	05/10 → 05/15
GOLF VII 2.0 TDI	CKFC, CKFC	08/12 →	POLO III 1.2 -/BlueMotion	CGPA	03/09 → 05/14	TOURAN I 1.9 TDI	BKC, AXW	08/03 → 05/10
GOLF VII 2.0 TDI 4motion	CKFC, BPY	11/12 →	POLO III 1.2 TDi/TDi BlueMotion	CFWA	10/09 → 05/14	TOURAN I 2.0 EcoFuel	BSX	02/06 → 05/09
GOLF VII 2.0 TFSi	CYFB	11/13 →	POLO III 1.2 TSi	CBZC	05/11 → 05/14	TOURAN I 2.0 FSI	AXW, AZV	10/03 → 05/10
JETTA V 1.6	CMXA	07/10 → 10/10	POLO III 1.2 TSi/TSi Blue-Motion	CBZB	11/09 → 05/14	TOURAN I 2.0 TDI	AZV, CRKB	02/03 → 05/15
JETTA V 1.6 FSI	BLF	09/05 → 10/10	POLO III 1.4	CGGB	03/09 → 05/14	TOURAN I 2.0 TDI [CHN]	CGZA	04/09 →
JETTA V 1.9 TDI	BRM	01/05 →	POLO III 1.4 GTi	CAVE	05/10 → 05/14	TOURAN I 2.0 TDI 16V	BKD	08/03 → 05/10
JETTA V 2.0 TDI	CLCA	01/10 → 10/10	POLO III 1.4 TSi	CZCA	05/16 →	TOURAN II 1.2 TSI	CVVB	05/15 →
JETTA V 2.0 TDI 16V	CBEA	08/05 → 10/10	POLO III 1.6 TDi	CAYA, CHYA	06/09 → 05/14	TOURAN II 1.4 TSI	CZDA	05/15 →
JETTA V 2.0 TFSi	BPY, BGQ	10/05 → 10/10	POLO III 1.6 TDi/TDi BlueMotion	CAYB	06/09 → 05/14	TOURAN II 1.6 TDI	CRKB, CRVA	05/15 →
JETTA V 2.5	BGQ, CBZB	01/05 →	POLO V 1.0	CHYA, CHZB	01/14 →	TOURAN II 1.8 TSI	CJSA	11/15 →
JETTA VI 1.2 TSI	CBZB, CAVA	10/10 →	POLO V 1.0 TSI	CHZB, CGPA	11/14 →	TOURAN II 2.0 TDI	CRVA, AXA	05/15 →
JETTA VI 1.2 TSI 16V	CYVD	08/14 →	POLO V 1.2	CGPA, CBZB	06/09 →	TRANSPORTER V 2.0	AXA, AXACNG	11/03 →
JETTA VI 1.4 TSI	CAVA, CNLA	04/11 →	POLO V 1.2 [IND]	CJLA	08/11 →	TRANSPORTER V 2.0 BitDI	CFCA	09/09 → 08/15
JETTA VI 1.4 TSI Hybrid	CNLA, CFNA	04/11 →	POLO V 1.2 TDI	CFWA	10/09 →	TRANSPORTER V 2.0 BitDI 4motion	CFCA	09/09 → 08/15
JETTA VI 1.6	CFNA, CWVA	12/11 →	POLO V 1.2 TSI	CBZB, CDDA	11/09 →	TRANSPORTER V 2.0 EcoFuel	AXACNG, CAAA	11/03 → 08/15
JETTA VI 1.6 [RUS]	CWVA, CPKA	01/15 →	POLO V 1.2 TSI 16V	CJZC	02/14 →	TRANSPORTER V 2.0 TDi	CAAA, CAAC	09/09 → 08/15
JETTA VI 1.6 MPi	CWVB	09/15 → 04/18	POLO V 1.4	CDDA, CAVE	03/09 → 05/14	TRANSPORTER V 2.0 TDI 4motion	CAAC, CJKA	09/09 → 08/15
JETTA VI 1.6 TDI	CAYC	04/10 → 07/14	POLO V 1.4 BiFuel	CMAA	03/10 → 01/11	TRANSPORTER V 2.0 TSI	CJKA, CAAA	05/11 → 08/15
JETTA VI 1.8 TSI	CPKA, CBFA	07/14 →	POLO V 1.4 GTI	CAVE, CUSA	05/10 →	TRANSPORTER V 2.0 TSI 4motion	CJKA	07/11 → 08/15
JETTA VI 2.0	CBPA	06/10 →	POLO V 1.4 TDI	CUSA, CPTA	02/14 →	TRANSPORTER VI 2.0 TDI 4motion	CAAA, CAAC	04/15 →
JETTA VI 2.0 -/TFSi	CBFA, CFFB	10/10 → 07/14	POLO V 1.4 TSI	CPTA, CWXA	10/12 →	TRANSPORTER VI 2.0 TDI 4motion	CAAC, CJKA	06/15 →
JETTA VI 2.0 TDI	CFFB, CLCA	02/11 →	POLO V 1.4 TSI [RUS]	CZCA	05/14 →	TRANSPORTER VI 2.0 TSI	CJKA, --	04/15 →
JETTA VI 2.0 TDi/TDi BlueMotion	CLCA, CPLA	10/10 →	POLO V 1.5 TDI [IND]	CWXA, CFNA	05/14 →	TRANSPORTER VI 2.0 TSI 4motion	CJKA	06/15 →
JETTA VI 2.0 TSI	CPLA, CBTA	12/12 →	POLO V 1.6	CFNA, CAYA	01/10 →			
JETTA VI 2.5	CBTA, CAAA	04/10 →						
UP 1.0	--, K9K780	08/11 →						

7.1235



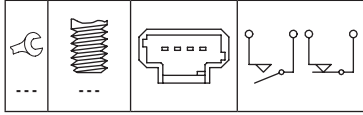
3

BRAKE/CLUTCH PEDAL SWITCHES

Adatt./Suitable:

RENAULT

25 32 000 03R

**RENAULT**

LAGUNA III 1.5 dCi	K9K780, M4R704	10/07 →
LAGUNA III 1.6 16V	K4M824	10/07 → 12/15
LAGUNA III 2.0	F4R813	02/08 →
LAGUNA III 2.0 16V	M4R704	10/07 → 12/15
LAGUNA III 2.0 16V Hi-Flex	M4R704, F4R811	10/07 → 12/15
LAGUNA III 2.0 16V Turbo	F4R811, M9R742	10/07 → 12/15
LAGUNA III 2.0 dCi	M9R742, M9R816	10/07 →
LAGUNA III 2.0 dCi GT	M9R816, F4R800	03/08 → 12/15
LAGUNA III 2.0 GT	F4R800, V9X791	03/08 → 12/15
LAGUNA III 3.0 dCi	V9X791, K9K782	09/08 → 12/15
LAGUNA III 3.5 V6	V4Y713	04/08 → 12/15
LATITUDE 1.5 dCi	K9K782, M4R735	07/10 →
LATITUDE 2.0 16V	M4R735, M9R824	02/11 →
LATITUDE 2.0 16V eco2 Flexfuel	M4R746	02/11 →
LATITUDE 2.0 dCi 130	M9R756	12/13 →
LATITUDE 2.0 dCi 150	M9R824, M9R804	02/11 →
LATITUDE 2.0 dCi 175	M9R804, M1JA	05/11 →
LATITUDE 2.5 V6	2ZV604	05/11 →
LATITUDE 3.0 dCi 240	V9X891	02/11 →
LATITUDE 3.5	5ZV604	05/11 →

7.1236



3

BRAKE/CLUTCH PEDAL SWITCHES

Adatt./Suitable:

FORD

1 439 868

6G9T-11A152-AA

FORD USA

1 439 868

6G9T-11A152-AA

LAND ROVER

LRO03563

MAZDA

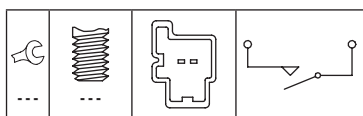

UC9M-66-4D0

VOLVO

30773748

ITEM NOW AVAILABLE FROM PRODUCTION

- ARTICOLO ORA DISPONIBILE PER LA VENDITA
- ARTICLE DISPONIBLE EN PRODUCTION COURANTE
- JEZTI ZUM VERKAUF VERFÜGBARER ARTIKEL
- ARTICULO AHORA DISPONIBLE EN PRODUCCION

MARKET DIFFUSION: **HIGH****FORD**

B-MAX 1.0 EcoBoost	M1JA, SPJD	10/12 →
B-MAX 1.4	SPJD, RJTC	10/12 →
B-MAX 1.4 LPG	RJTC, UGJC	08/13 →
B-MAX 1.5 TDCi	UGJC, HWDA	10/12 →
B-MAX 1.6 TDCi	T3JB	10/12 →
C-MAX I 1.6	HWDA, G8DA	02/07 → 09/10

FORD

C-MAX I 1.6 TDCi	G8DA, --	02/07 → 09/10
C-MAX I 1.6 Ti-VCT	--, QQDA	03/07 →
C-MAX I 1.8	QQDA, KKDA	02/07 → 09/10
C-MAX I 1.8 Flexifuel	Q7DA	02/07 → 09/10
C-MAX I 1.8 TDCi	KKDA, AODA	02/07 → 09/10
C-MAX I 2.0	AODA, SYDA	02/07 → 09/10
C-MAX I 2.0 CNG	SYDA, G6DA	04/09 → 09/10
C-MAX I 2.0 LPG	SYDA	06/08 → 09/10
C-MAX I 2.0 TDCi	G6DA, --	02/07 → 09/10
C-MAX II 1.0 EcoBoost	--, M8DB	10/12 →
C-MAX II 1.5 16V	--	03/15 →
C-MAX II 1.5 EcoBoost	M8DB, XWDA	03/15 →
C-MAX II 1.5 TDCi	XWDA, MUDA	03/15 →
C-MAX II 1.5 TDCi ECOnetic	AEDA	03/15 →
C-MAX II 1.6	--	12/10 →
C-MAX II 1.6 CNG	MUDACNG	01/13 →
C-MAX II 1.6 Flexifuel	MUDA, MUDA	02/11 →
C-MAX II 1.6 LPG	MUDA, T3DA	02/12 →
C-MAX II 1.6 TDCi	T3DA, MUDA	12/10 →
C-MAX II 1.6 Ti	MUDA, --	12/10 →
C-MAX II 2.0 TDCi	--, 10FD0X	03/15 →
ECOSPORT 1.0 EcoBoost	10FD0X, UGJE	10/13 →
ECOSPORT 1.5 TDCi	UGJE, ZTJA	10/13 →
ECOSPORT 1.5 TDCi EcoBlue 4x4	ZTJA, P4JA	11/17 →
FIESTA VI 1.0	P4JA, M1JE	10/12 →
FIESTA VI 1.0 EcoBoost	M1JE, YYJA	09/12 →
FIESTA VI 1.0 Sport	YYJA, SNUB	05/14 →
FIESTA VI 1.2 LPG	SNUB, RTJA	01/11 →
FIESTA VI 1.25	STJB	10/12 →
FIESTA VI 1.4	--	06/08 →
FIESTA VI 1.4 LPG	RTJA, UGJC	01/09 →
FIESTA VI 1.5 TDCi	UGJC, --	09/12 →
FIESTA VI 1.6	XTJA	03/15 →
FIESTA VI 1.6 EcoBoost	--	01/13 →
FIESTA VI 1.6 TDCi SOHC	--	02/10 →
FIESTA VI 1.6 Ti	--, M1JL	04/10 →
FIESTA VII 1.0 EcoBoost	M1JL, XPJA	01/17 →
FIESTA VII 1.1	XPJA, XUJC	01/17 →
FIESTA VII 1.5 ST EcoBoost	YZJA	04/18 →
FIESTA VII 1.5 TDCi	XUJC, T3DA	01/17 →
FOCUS I 1.6 TDCi	T3DA, ASDA	01/11 →
FOCUS II 1.4	ASDA, HWDA	04/05 → 09/12
FOCUS II 1.6	HWDA, G8DA	10/06 → 09/10
FOCUS II 1.6 TDCi	G8DA, Q7DA	07/04 → 09/12
FOCUS II 1.6 Ti-VCT	--	12/07 →
FOCUS II 1.8	Q7DA, --	03/06 → 09/12
FOCUS II 1.8 Flexifuel	--, KKDA	12/05 → 09/12
FOCUS II 1.8 TDCi	KKDA, AODA	07/04 → 09/12
FOCUS II 2.0	AODA, G6DA	07/04 → 09/12
FOCUS II 2.0 CNG	SYDA	04/09 → 07/11
FOCUS II 2.0 Flex	SYDA	10/08 → 03/10
FOCUS II 2.0 LPG	SYDA	06/08 → 07/11
FOCUS II 2.0 TDCi	G6DA, M1DA	07/04 → 09/12
FOCUS II 2.5 RS	JZDA	01/09 → 07/11
FOCUS II 2.5 RS 500	JZDA	05/10 → 07/11
FOCUS II 2.5 ST	HYDA	10/05 → 09/12
FOCUS III 1.0 EcoBoost	M1DA, M8DA	02/12 →
FOCUS III 1.0 GTDI	--	07/12 →
FOCUS III 1.5 DI TC SIGMA A	--	09/14 →
FOCUS III 1.5 EcoBoost	M8DA, XWDA	09/14 →
FOCUS III 1.5 TDCi	XWDA, AEDA	09/14 →
FOCUS III 1.5 TDCi ECOnetic	AEDA, IQDA	09/14 →
FOCUS III 1.6 EcoBoost	JQDA, MUDA	07/10 →
FOCUS III 1.6 Flexifuel	MUDA, MUDA	07/10 →
FOCUS III 1.6 LPG	MUDA, NGDA	02/12 →
FOCUS III 1.6 TDCi	NGDA, NGDA	07/10 →
FOCUS III 1.6 TDCi ECOnetic	NGDA, IQDA	05/12 →
FOCUS III 1.6 Ti	IQDA, R9DA	07/10 →
FOCUS III 1.6 Ti-VCT	--	07/10 →
FOCUS III 2.0	XQDA	10/13 →
FOCUS III 2.0 DI TIVCT	--	04/11 →
FOCUS III 2.0 GDi	MGDA	08/11 →
FOCUS III 2.0 ST	R9DA, T7DA	07/12 →
FOCUS III 2.0 TDCi	T7DA, B3DA	07/10 →
FOCUS III 2.0 TDCi ST	T8DA	11/14 →
FOCUS III 2.0 Ti-GDi	MGDA	07/10 →
FOCUS III 2.3 RS AWD	YVDA	07/15 →
FOCUS IV 1.0 EcoBoost	B3DA, Z2DA	01/18 →
FOCUS IV 1.5 EcoBlue	Z2DA, --	01/18 →
FOCUS IV 1.5 EcoBoost	Y1DA	09/18 →
FOCUS IV 2.0 EcoBlue	Y1DA	01/18 →
GALAXY II 1.6 EcoBoost	--, T1WA	11/10 →
GALAXY II 1.6 TDCi	T1WA, FFWA	02/11 → 06/15
GALAXY II 1.8 TDCi	FFWA, AOWA	05/06 → 06/15
GALAXY II 2.0	AOWA, TNWA	05/06 → 06/15
GALAXY II 2.0 EcoBoost	TNWA, TBWA	03/10 →
GALAXY II 2.0 Flexifuel	TBWA, --	05/06 → 06/15

FORD

GALAXY II 2.0 TDCi	--, KNWA	05/06 →
GALAXY II 2.0 TDCi CR TC	--	03/10 →
GALAXY II 2.0 TDCi DSL	--	03/10 →
GALAXY II 2.2 TDCi	KNWA, C15HDTX	03/08 → 06/15
GALAXY II 2.3	SEWA	09/07 → 06/15
GALAXY II 2.5 ST	HUWA	05/06 →
GALAXY III 1.5 EcoBoost	C15HDTX, BCCC	01/15 →
GALAXY III 2.0 EcoBlue	BCCC, R9CD	07/18 →
GALAXY III 2.0 EcoBlue 4x4	YMCB	07/18 →
GALAXY III 2.0 EcoBoost	R9CD, --	01/15 →
GALAXY III 2.0 TDCi	--, T7CI	01/15 →
GALAXY III 2.0 TDCi 4x4	T7CI, T9CB	05/15 → 06/18
GALAXY III 2.0 TDCi Bi-Turbo	T9CB, M1DA	01/15 → 06/18
GRAND C-MAX 1.0 EcoBoost	M1DA, AEDA	10/12 →
GRAND C-MAX 1.5 EcoBoost	M8DB	03/15 →
GRAND C-MAX 1.5 TDCi	AEDA, T7DB	03/15 →
GRAND C-MAX 2.0 TDCi	T7DB, --	02/11 →
KUGA I 2.0 TDCi	--, G6DG	03/08 →
KUGA I 2.0 TDCi 4x4	G6DG, HYDB	03/08 → 11/12
KUGA I 2.0 TDCi CR TC	--	03/10 →
KUGA I 2.5	HYDB, BNMA	03/09 → 11/12
KUGA I 2.5 4x4	HYDB	03/09 →
KUGA II 1.5 16V	--	03/13 →
KUGA II 1.5 EcoBoost	BNMA, --	09/14 →
KUGA II 1.5 EcoBoost 4x4	M9MA	09/14 →
KUGA II 1.5 TDCi	--, --	07/16 →
KUGA II 1.6 EcoBoost	--, JQMA	01/13 →
KUGA II 1.6 EcoBoost 4x4	JQMA, T7MA	03/13 →
KUGA II 2.0 4x4	--	03/13 → 06/16
KUGA II 2.0 EcoBoost	--	03/13 →
KUGA II 2.0 TDCi	T7MA, T7MA	03/13 →
KUGA II 2.0 TDCi 4x4	T7MA, --	03/13 →
KUGA II 2.5	--, T1BA	09/13 →
KUGA II 2.5 PFI	--	03/13 →
MONDEO I 1.6 EcoBoost	JTBA	11/10 → 09/14
MONDEO I 1.6 TDCi ECOnetic	T1BA, TNBA	03/13 → 09/14
MONDEO I 2.0	AOBC	03/07 → 09/14
MONDEO I 2.0 EcoBoost	TNBA, KLBA	03/10 → 09/14
MONDEO I 2.0 TDCi	KLBA, JTBA	03/07 → 09/14
MONDEO III 1.6 EcoBoost	JTBA, FFBA	11/10 → 01/15
MONDEO III 1.8 TDCi	FFBA, AOBA	03/07 → 01/15
MONDEO III 2.0	AOBA, TBBA	03/07 → 01/15
MONDEO III 2.0 EcoBoost	TPBA	03/10 → 01/15
MONDEO III 2.0 Flexifuel	TBBA, AZBA	03/09 → 01/15
MONDEO III 2.0 LPG	TBBA	07/09 → 01/15
MONDEO III 2.0 SCTi	TNBA	03/10 → 01/15
MONDEO III 2.0 TDCi	AZBA, KNBA	03/07 → 01/15
MONDEO III 2.2 TDCi	KNBA, M1CA	03/08 → 01/15
MONDEO III 2.5	HUBA	03/07 → 01/15
MONDEO IV 1.0 EcoBoost	M1CA, UNCA	02/15 →
MONDEO IV 1.5 EcoBoost	UNCA, UGCC	09/14 →
MONDEO IV 1.5 GTDI	--	09/14 →
MONDEO IV 1.5 TDCi	UGCC, NGCA	03/15 →
MONDEO IV 1.6 TDCi	NGCA, --	09/14 →
MONDEO IV 2.0 EcoBoost	--, T7CA	09/12 →
MONDEO IV 2.0 EcoBoost 4x4	--	09/12 → 07/16
MONDEO IV 2.0 hybrid	--	09/14 →
MONDEO IV 2.0 TDCi	T7CA, T7CA	09/14 →
MONDEO IV 2.0 TDCi 4x4	T7CA, --	09/14 →
MONDEO IV 2.0 TDCi Bi-Turbo	T9CA	03/15 →
MONDEO IV 2.5	--	09/13 →
RANGER VI 2.2 TDCi	--, --	04/11 →
RANGER VI 2.2 TDCi 4x4	--, GBVAF	04/11 →
RANGER VI 2.5 i	GBVAF, GBVAF	11/11 →
RANGER VI 2.5 i 4x4	GBVAF, --	11/11 →
RANGER VI 3.2 TDCi 4x4	SAFA	04/11 →
S-MAX I 1.6 EcoBoost	--, T1WA	02/11 →
S-MAX I 1.6 TDCi	T1WA, FFWA	02/11 → 12/14
S-MAX I 1.8 TDCi	FFWA, AOWA	05/06 → 12/14
S-MAX I 2.0	AOWA, TNWA	05/06 → 12/14
S-MAX I 2.0 EcoBoost	TNWA, TBWA	03/10 → 12/14
S-MAX I 2.0 Flexifuel	TBWA, AZWA	05/06 → 12/14
S-MAX I 2.0 TDCi	AZWA, KNWA	05/06 → 12/14
S-MAX I 2.0 TDCi CR TC	--	03/10 →
S-MAX I 2.0 TDCi DSL	--	03/10 →
S-MAX I 2.2 TDCi	KNWA, C15HDTX	03/08 → 12/14
S-MAX I 2.3	SEWA	07/07 → 12/14
S-MAX I 2.5 ST	HUWA	05/06 → 12/14
S-MAX II 1.5 EcoBoost	C15HDTX, R9CD	01/15 →
S-MAX II 2.0 EcoBoost	R9CD, --	01/15 →
S-MAX II 2.0 TDCi	--, T7CI	01/15 →
S-MAX II 2.0 TDCi 4x4	T7CI, T9CB	01/15 → 06/18
S-MAX II 2.0 TDCi Bi-Turbo	T9CB, M2GA	01/15 → 06/18
TOURNEO CONNECT II 1.0 EcoBoost	M2GA, --	11/13 →
TOURNEO CONNECT II 1.5 TDCi	--, --	09/13 →



FORD		
TOURNEO CONNECT II 1.6 EcoBoost	--, T1GA	09/13 →
TOURNEO CONNECT II 1.6 TDCi	T1GA, --	09/13 →
TOURNEO CONNECT II 2.5	--	09/13 →
TOURNEO CUSTOM 2.0 TDCi	--, CVFF	04/12 →
TOURNEO CUSTOM 2.2 TDCi	CVFF, CVRA	04/12 →
TRANSIT III 2.2 TDCi	CYFA, CYRB	04/06 → 08/14
TRANSIT III 2.2 TDCi 4x4	CYRB, CVRA	10/11 → 08/14
TRANSIT III 2.2 TDCi RWD	CVRA, GZFCACNG	09/11 →
TRANSIT III 2.3 16V CNG RWD	GZFCACNG, GZFA	04/06 → 08/14
TRANSIT III 2.3 16V LPG RWD	GZFC	04/06 → 08/14
TRANSIT III 2.3 16V RWD	GZFA, --	04/06 → 08/14
TRANSIT III 2.4 TDCi	--, H9FD	04/06 →
TRANSIT III 2.4 TDCi 4x4	H9FB	11/06 → 08/14
TRANSIT III 2.4 TDCi HPCR	--	07/06 →
TRANSIT III 2.4 TDCi RWD	H9FD, SAFA	04/06 → 08/14
TRANSIT III 3.2 TDCi	SAFA, SAFA	02/08 → 08/14
TRANSIT III 3.2 TDCi RWD	SAFA, YLF6	09/07 → 08/14
TRANSIT IV 2.0 TDCi	YLF6, YMR6	03/16 →
TRANSIT IV 2.0 TDCi 4x4	YMR6, --	01/17 →
TRANSIT IV 2.0 TDCi RWD	--, --	03/16 →
TRANSIT IV 2.2 TDCi	--, CV24	08/13 →
TRANSIT IV 2.2 TDCi 4x4	CV24, CV24	08/13 →
TRANSIT IV 2.2 TDCi RWD	CV24, PGFA	08/13 →
TRANSIT 2.2 TDCi	CVRA, M2GA	01/12 → 08/14
TRANSIT CONNECT II 1.0 EcoBoost	M2GA, --	02/13 →
TRANSIT CONNECT II 1.5 TDCi	--, --	02/13 →
TRANSIT CONNECT II 1.6 EcoBoost	--, T1GA	02/13 →
TRANSIT CONNECT II 1.6 TDCi	T1GA, --	02/13 →
TRANSIT CONNECT II 2.5	--	02/13 →
TRANSIT CUSTOM 2.0 TDCi	--, CVFF	04/12 →
TRANSIT CUSTOM 2.2 TDCi	CVFF, CYFA	04/12 →
TRANSIT TOURNEO 2.2 TDCi	PGFA, C23HDD	07/06 → 08/14

FORD USA		
EDGE 2.0 TDCi AWD	T8CM	08/15 → 07/18
MUSTANG 2.3 EcoBoost	C23HDD, MF8F	01/15 →
MUSTANG 5.0 GT Ti-VCT [ExtraEU]	MF8F	12/14 →
MUSTANG 5.0 V8	MF8F, 204DTD	01/15 →

LAND ROVER		
DISCOVERY IV 2.0 D	204DTD	08/15 →
DISCOVERY IV 2.0 D 4x4	204DTD, 224DT	12/14 →
DISCOVERY IV 2.2 D 4x4	224DT	09/14 →
FREELANDER 2.2 0 Si4 4x4	204PT	10/11 → 10/14
FREELANDER 2.2 2 eD4	224DT, 224DT	08/10 → 10/14
FREELANDER 2.2 2 SD4 4x4	224DT	08/10 → 10/14
FREELANDER 2.2 2 TD4 4x4	224DT, AJ200D	10/06 → 10/14
FREELANDER 2.3 2 4x4	B6324S	10/06 → 10/14
RANGE ROVER EVOQUE 2.0 4x4	204PT	06/11 →
RANGE ROVER EVOQUE 2.0 D 4x4	AJ200D	06/15 →
RANGE ROVER EVOQUE 2.0 D 4x4	AJ200D, D4204T20	05/15 →
RANGE ROVER EVOQUE 2.2 SD4	224DT	06/11 →
RANGE ROVER EVOQUE 2.2 TD4	224DT	06/11 →

MAZDA		
BT-50 2.2 MZR-CD	U2	10/11 →

VOLVO		
S60 II 1.6 D2/D2 DRIVE	D4162T	01/11 → 12/16
S60 II 2.0 D2	D4204T20, D4204T4	03/15 →
S60 II 2.0 D3	D4204T4, D5204T2	03/15 →
S60 II 2.0 D4	D4204T14	03/15 →
S60 II 2.0 T	B4204T6	04/10 → 12/11
S60 II 2.0 T3	B4204T37	03/15 →
S60 II 2.0 T4	B4204T19	03/15 →
S60 II D3	D5204T2, D4204T5	04/10 → 12/15
S60 II D4	D4204T5, D5244T10	04/10 → 12/15
S60 II D5	D5244T10, D5244T10	04/10 → 12/15
S60 II D5 AWD	D5244T10, D5204T2	04/10 → 12/15
S60 II T3	B4164T3	04/10 → 12/15
S60 II T4	B4164T	04/10 → 12/15
S60 II T4F	B4164T2	04/11 → 12/15
S60 II T5	B4204T7	04/10 → 12/14
S80 I 2.0 D3/D4	D5204T2, D5244T14	09/10 →
S80 II 1.6 D2 DRIVE	D4164T	01/10 → 12/11
S80 II 1.6 DRIVE	D4162T	06/11 →
S80 II 2.0	B4204S3	01/08 → 09/12
S80 II 2.0 FlexFuel	B4204S4	01/08 → 12/11
S80 II 2.0 T	B4204T6	01/10 →
S80 II 2.0 TDi	D4204T	02/08 → 03/11
S80 II 2.4 D	D5244T14, B5254T10	03/06 →
S80 II 2.5 T	B5254T10, B5254T11	03/06 → 12/12
S80 II 2.5 T AWD	B5254T6	10/06 → 04/09
S80 II 2.5 T FlexFuel	B5254T11, D5244T10	05/08 → 12/11

VOLVO		
S80 II D3	D5204T7	05/12 →
S80 II D4	D4204T5	09/13 →
S80 II D5	D5244T10, D5244T10	03/06 →
S80 II D5 AWD	D5244T10, D4162T	01/07 →
S80 II T4	B4164T	10/10 →
S80 II T4F	B4164T2	05/11 →
S80 II T5	B4204T7	10/10 →
V40 II 1.6 D2	D4162T	09/13 → 12/15
V40 II 1.6 D2/ DRIVE	D4162T	09/13 → 12/15
V40 II 2.0 D3	D5204T6	09/13 → 12/15
V40 II 2.0 D4	D5204T4	09/13 → 12/14
V40 II D2	D4162T, D4204T9	03/12 →
V40 II D3	D4204T9, D4204T14	03/12 →
V40 II D4	D4204T14, B4154T4	03/12 →
V40 II T2	B4204T38	02/15 →
V40 II T2 GTDi	B4164T4	03/13 → 12/15
V40 II T3	B4154T4, B4164T	02/15 →
V40 II T3 GTDi	B4164T3	03/12 →
V40 II T4	B4164T, D4204T20	04/14 →
V40 II T4 GTDi	B4164T	03/12 →
V60 I 1.6 DRIVE	D4162T	02/11 → 12/15
V60 I 2.0 D2	D4204T20, D4204T4	03/15 →
V60 I 2.0 D3	D4204T4, D5244T11	09/13 →
V60 I 2.0 D4	D4204T14	09/13 →
V60 I 2.0 T	B4204T6	07/10 → 12/12
V60 I 2.0 T4	B4204T19	03/15 →
V60 I 2.4 D5	D5244T11, D5204T2	04/11 → 12/15
V60 I 2.4 D5 AWD	D5244T11	04/11 → 12/15
V60 I D3	D5204T7	05/12 → 12/15
V60 I D3 / D4	D5204T2, D5244T10	07/10 → 12/14
V60 I D4	D4204T5	10/13 → 12/15
V60 I D5	D5244T10, B4164T3	07/10 → 12/15
V60 I D5 AWD	D5244T10	07/10 → 12/11
V60 I T3	B4164T3, B4204T7	09/10 →
V60 I T4	B4164T	09/10 → 12/15
V60 I T4F	B4164T2	04/11 → 12/15
V60 I T5	B4204T7, B5204T9	09/10 →
V60 II D4	D4204T14	02/18 →
V70 III 1.6 D	D4164T	07/09 → 12/11
V70 III 1.6 DRIVE / D2	D4162T	04/11 → 12/15
V70 III 1.6 T4F	B4164T2	01/11 → 12/15
V70 III 2.0	B4204S3	10/07 → 12/11
V70 III 2.0 BiFuel	B5204T9, D5244T14	03/13 → 12/15
V70 III 2.0 D	D4204T	10/07 → 12/15
V70 III 2.0 D3 DRIVE	D5204T7	09/13 →
V70 III 2.0 D4/D4 DRIVE	D5204T3	09/13 →
V70 III 2.0 FlexiFuel	B4204S4	01/08 → 12/11
V70 III 2.0 T	B4204T6	09/09 → 12/11
V70 III 2.0 T5	B4204T7	11/10 →
V70 III 2.4 D	D5244T14, D5244T11	04/07 → 12/10
V70 III 2.4 D5	D5244T11, B5254T10	09/13 →
V70 III 2.5 T	B5254T10, B5254T11	08/07 → 12/12
V70 III 2.5 T FlexiFuel	B5254T11, D4204T9	05/08 → 12/11
V70 III D2	D4204T20	03/15 →
V70 III D3 / D4	D4204T9, D5204T2	10/07 →
V70 III D4	D4204T5	10/13 →
V70 III D5	D5244T10, D5244T11	04/07 →
V70 III D5 AWD	D5244T11, B4164T	04/07 → 12/15
V70 III T4	B4164T, D5244T16	10/10 →
XC60 I 2.4 D	D5244T14	04/09 → 12/10
XC60 I 2.4 D / D3 / D4 AWD	D5244T16, D4204T4	05/08 → 02/17
XC60 I 2.4 D AWD	D5244T14	06/09 → 12/10
XC60 I D3	D4204T4, D5204T2	04/12 → 02/17
XC60 I D3 / D4	D5204T2, D4204T14	03/10 → 12/14
XC60 I D4	D4204T14, D5244T12	10/13 → 02/17
XC60 I D4 AWD	D5244T12, D5244T10	10/13 → 02/17
XC60 I D5	D5244T11	06/11 → 02/17
XC60 I D5 AWD	D5244T10, D5244T16	05/08 → 02/17
XC70 II 2.4 D	D5244T14	06/09 → 12/10
XC70 II 2.4 D / D4 AWD	D5244T16, D5204T2	08/07 →
XC70 II D3	D5204T2, D5244T10	04/10 → 12/15
XC70 II D3 AWD	D5204T2	08/11 →
XC70 II D4	D4204T5	10/13 →
XC70 II D4 AWD	D5244T12	10/13 →
XC70 II D5 AWD	D5244T10, M1JA	04/07 →

7.1237

BRAKE/CLUTCH PEDAL SWITCHES

Adatt./Suitable:

FORD

1 224 326
1 227 340
1 677 533
3M5T-9C872-AA
3M5T-9C872-AB
3M5T-9C872-AC
4 832 219
AA6T-9C872-AA
BJ32-9C872-AA

FORD USA

4 832 219

JAGUAR

C2C 18352

C25 46706

LAND ROVER

LR000246

LR005349

LR032955

XKB500100

XKB500180

MAZDA

BR1A-66-470

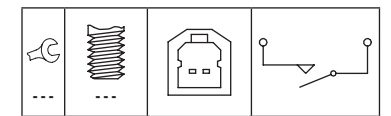
VOLVO

30773936

Not for sale in Germany

- Non vendibile in Germania
- Pas à vendre en Allemagne
- Nicht zum Verkauf in Deutschland
- No para la venta en Alemania

MARKET DIFFUSION: HIGH



FORD

B-MAX 1.0 EcoBoost	M1JA, SPID	10/12 →
B-MAX 1.4	SPJD, RJTC	10/12 →
B-MAX 1.4 LPG	RJTC, UGJC	08/13 →
B-MAX 1.5 TDCi	UGJC, IQJA	10/12 →
B-MAX 1.6 TDCi	T3JB	10/12 →
B-MAX 1.6 Ti	IQJA, HWDA	10/12 →
C-MAX I 1.6	HWDA, G8DA	02/07 → 09/10
C-MAX I 1.6 TDCi	G8DA, --	02/07 → 09/10
C-MAX I 1.6 Ti-VCT	--, QQDA	03/07 →
C-MAX I 1.8	QQDA, KKDA	02/07 → 09/10
C-MAX I 1.8 Flexifuel	Q7DA	02/07 → 09/10
C-MAX I 1.8 TDCi	KKDA, AODA	02/07 → 09/10
C-MAX I 2.0	AODA, SYDA	02/07 → 09/10
C-MAX I 2.0 CNG	SYDA, G6DA	04/09 → 09/10
C-MAX I 2.0 LPG	SYDA	06/08 → 09/10
C-MAX I 2.0 TDCi	G6DA, 10FDOX	02/07 → 09/10
ECOSPORT 1.0 EcoBoost	10FDOX, UGJE	10/13 →
ECOSPORT 1.5 TDCi	UGJE, UEJB	10/13 →
ECOSPORT 1.5 Ti	UEJB, UEJB	10/13 →
ECOSPORT 1.5 Ti-VCT [ExtraEU]	UEJB, HXJD	10/13 →
ECOSPORT 1.6 Ti-VCT	HXJD, STJA	08/12 →
ECOSPORT 2.0 4x4	C20HDEA	08/12 →
FIESTA V 1.25 16V	FUJA, A9JA	05/02 → 06/08
FIESTA V 1.3	A9JA, HHJA	10/03 → 07/05
FIESTA V 1.6 TDCi	HHJA, P4JA	04/07 → 09/09
FIESTA IV 1.2	STJA, SPJA	08/08 → 12/12
FIESTA IV 1.4	SPJA, HXJA	10/08 → 12/12
FIESTA IV 1.6 Ti-VCT	HXJA, FUJA	10/08 → 12/12
FIESTA VI 1.0	P4JA, M1JE	10/12 →
FIESTA VI 1.0 EcoBoost	M1JE, YYJA	09/12 →
FIESTA VI 1.0 Sport	YYJA, SNJB	05/14 →
FIESTA VI 1.2 LPG	SNJB, SNJA	01/11 →
FIESTA VI 1.25	SNJA, --	06/08 →
FIESTA VI 1.4	--, RTJA	06/08 →
FIESTA VI 1.4 LPG	RTJA, F6JB	01/09 →
FIESTA VI 1.4 TDCi	F6JB, UGJC	01/09 →
FIESTA VI 1.5 TDCi	UGJC, JTJA	09/12 →
FIESTA VI 1.6	XTJA	03/15 →
FIESTA VI 1.6 EcoBoost	--	01/13 →
FIESTA VI 1.6 ST	JTJA, HHJC	03/13 →
FIESTA VI 1.6 ST200	JTJC	04/16 →
FIESTA VI 1.6 TDCi	HHJC, --	06/08 →
FIESTA VI 1.6 TDCi SOHC	--	02/10 →

FORD		
FIESTA VI 1.6 Ti	--, HXJB	06/08 →
FIESTA VI 1.6 Ti-VCT [ExtraEU]	HXJB, Q7DA	03/15 →
FOCUS II 1.4	ASDA, HWDA	07/04 → 09/12
FOCUS II 1.6	HWDA, G8DA	10/06 → 09/10
FOCUS II 1.6 TDCi	G8DA, AODA	07/04 → 09/12
FOCUS II 1.6 Ti-VCT	--	12/07 →
FOCUS II 1.8 Flexifuel	--	12/05 → 01/08
FOCUS II 1.8 TDCi	KKDB	07/04 → 09/12
FOCUS II 2.0	AODA, G6DA	07/04 → 09/12
FOCUS II 2.0 CNG	SYDA	04/09 → 07/11
FOCUS II 2.0 Flex	SYDA	10/08 → 03/10
FOCUS II 2.0 LPG	SYDA	06/08 → 07/11
FOCUS II 2.0 TDCi	G6DA, --	07/04 → 09/12
FOCUS II 2.5 RS 500	JZDA	05/10 → 07/11
FOCUS C-MAX 1.8	Q7DA, AODA	04/04 → 03/07
FOCUS C-MAX 2.0	AODA, G6DC	03/04 → 03/07
FOCUS C-MAX 2.0 TDCi	G6DC, ASDA	10/03 → 03/07
FUSION 1.25	--	10/02 →
FUSION 1.3	--, --	08/02 →
FUSION 1.4	--	08/02 →
FUSION 2.0	--	11/04 →
GALAXY II 1.6 EcoBoost	--, T1WA	11/10 →
GALAXY II 1.6 TDCi	T1WA, AOWA	02/11 → 06/15
GALAXY II 2.0	AOWA, TNWB	05/06 → 06/15
GALAXY II 2.0 EcoBoost	TNWB, --	07/10 →
GALAXY II 2.0 TDCi	--, HYDB	05/06 →
GALAXY II 2.0 TDCi CR TC	--	03/10 →
GALAXY II 2.0 TDCi DSL	--	03/10 →
GALAXY II 2.2 TDCi	Q4BA	03/08 → 12/12
GALAXY II 2.5 ST	HUWA	05/06 →
KUGA I 2.0 TDCi	--	03/10 →
KUGA I 2.0 TDCi CR TC	--	03/10 →
KUGA I 2.5	HYDB, T1BA	03/09 → 11/12
MAVERICK 2.3	--	05/06 →
MAVERICK 3.0 V6 24V	--	09/07 → 12/10
MONDEO I 1.6 EcoBoost	JTBA	11/10 → 09/14
MONDEO I 1.6 TDCi ECOnetic	T1BA, TNBA	03/13 → 09/14
MONDEO I 2.0	A0BC	03/07 → 09/14
MONDEO I 2.0 EcoBoost	TNBA, KLBA	03/10 → 09/14
MONDEO I 2.0 TDCi	KLBA, JTBA	03/07 → 09/14
MONDEO I 2.2 TDCi	KNBA	03/13 → 09/14
MONDEO III 1.6 EcoBoost	JTBA, KGBA	11/10 → 01/15
MONDEO III 1.6 Ti	KGBA, FFBA	03/07 → 01/15
MONDEO III 1.8 TDCi	FFBA, A0BA	03/07 → 01/15
MONDEO III 2.0	A0BA, TBBA	03/07 → 01/15
MONDEO III 2.0 EcoBoost	TPBA	03/10 → 01/15
MONDEO III 2.0 Flexifuel	TBBA, AZBA	03/09 → 01/15
MONDEO III 2.0 LPG	TBBA	07/09 → 01/15
MONDEO III 2.0 Scti	TNBA	03/10 → 01/15
MONDEO III 2.0 TDCi	AZBA, KNBA	03/07 → 01/15
MONDEO III 2.2 TDCi	KNBA, --	03/08 → 01/15
MONDEO III 2.3	SEBA	07/07 → 01/15
MONDEO III 2.5	HUBA	03/07 → 01/15
RANGER VI 2.2 TDCi	--, --	04/11 →
RANGER VI 2.2 TDCi 4x4	--, GBVAF	04/11 →
RANGER VI 2.5 i	GBVAF, GBVAF	11/11 →
RANGER VI 2.5 i 4x4	GBVAF, --	11/11 →
RANGER VI 3.2 TDCi 4x4	SAFA	04/11 →
S-MAX I 1.6 EcoBoost	--, T1WA	02/11 →
S-MAX I 1.6 TDCi	T1WA, TBWA	02/11 → 12/14
S-MAX I 2.0 EcoBoost	TNWB	07/10 → 12/15
S-MAX I 2.0 Flexifuel	TBWA, AZWC	05/06 → 12/14
S-MAX I 2.0 TDCi	AZWC, SFCA	05/06 → 12/14
S-MAX I 2.0 TDCi CR TC	--	03/10 →
S-MAX I 2.0 TDCi DSL	--	03/10 →
TOURNEO COURIER 1.0 EcoBoost	SFCA, UGCA	02/14 →
TOURNEO COURIER 1.5 TDCi	UGCA, T3CA	02/14 →
TOURNEO COURIER 1.6 TDCi	T3CA, CVRA	02/14 →
TRANSIT III 2.2 TDCi	CYFA, CVRA	04/06 → 08/14
TRANSIT III 2.2 TDCi RWD	CVRA, GZFCNG	10/11 → 08/14
TRANSIT III 2.3 16V CNG RWD	GZFCNG, --	04/06 → 08/14
TRANSIT III 2.3 16V LPG RWD	GZFC	04/06 → 08/14
TRANSIT III 2.4 TDCi	--, AJ25	04/06 →
TRANSIT III 2.4 TDCi 4x4	H9FB	11/06 → 08/14
TRANSIT III 2.4 TDCi HPCR	--	07/06 →
TRANSIT III 2.4 TDCi RWD	JXFC	04/06 → 08/14
TRANSIT 2.2 TDCi	CVRA, BHPA	01/12 → 08/14
TRANSIT CONNECT I 1.8 Di	BHPA, SFCA	06/02 → 12/13
TRANSIT COURIER 1.0 EcoBoost	SFCA, UGCA	02/14 →
TRANSIT COURIER 1.5 TDCi	UGCA, T3CA	02/14 →
TRANSIT COURIER 1.6 TDCi	T3CA, CYFA	02/14 →
TRANSIT TOURNEO 2.2 TDCi	QWFB	07/06 → 08/14

JAGUAR

S-TYPE 2.5 V6	AJ25, AJ-V8	04/02 → 10/07
S-TYPE 3.0 V6	AJ-V6	01/99 → 10/07
S-TYPE 4.0 V8	AJ-V8, AJ30FD	01/99 → 12/02

JAGUAR

S-TYPE 4.2 V8	AJ8FT	04/02 → 10/07
XJ 3.0	AJ30FD, AJ8FR	05/03 → 03/09
XJ 3.6	RG(AJ-V8)	05/03 → 03/09
XJ 4.2	AJ8FR, DT224	05/03 → 03/09
XJ D 2.7	AJD	10/05 → 03/09
XJ R 4.2	AJ8FT	03/03 → 03/09
X-TYPE 2.0 D	R4-X404	07/03 → 12/09
X-TYPE 2.1 V6	YB(AJ-V6)	03/02 → 11/09
X-TYPE 2.5	XB(AJ-V6)	02/04 → 12/09
X-TYPE 2.5 V6 Trazione integrale	XB(AJ-V6)	06/01 → 11/09
X-TYPE 3.0	AJ-V6	02/04 → 12/09
X-TYPE 3.0 Trazione integrale	AJ-V6	09/02 → 12/08
X-TYPE 3.0 V6 Trazione integrale	AJ-V6	06/01 → 12/08

LAND ROVER

DEFENDER 2.2 Td4 4x4	DT224, DT244	08/11 → 02/16
DEFENDER 2.4 TD4 [ExtraEU]	DT244	05/07 →
DEFENDER 2.4 Td4 4x4	DT244, 224DT	05/07 → 02/16
FREELANDER 2.0 Si4 4x4	204PT	10/11 → 10/14
FREELANDER 2.2 eD4	224DT, 204PT	08/10 → 10/14
FREELANDER 2.2 TD4 4x4	224DT	10/06 → 10/14
FREELANDER 2.3 2 4x4	B6324S	10/06 → 10/14
RANGE ROVER EVOQUE 2.0 4x4	204PT, 204DTA	11/15 →
RANGE ROVER EVOQUE 2.0 D	AJ200D	06/15 →
RANGE ROVER EVOQUE 2.0 D 4x4	204DTA, Y601	05/15 →
RANGE ROVER EVOQUE 2.2 SD4	224DT	06/11 →
RANGE ROVER EVOQUE 2.2 TD4	224DT	06/11 →

MAZDA

3 I 1.6 Di Turbo	Y601, RF7J	06/04 → 06/09
3 I 1.6 MZ-CD	Y406	06/06 → 12/09
3 I 2.0 MZR-CD	RF7J, D4204T20	12/06 → 06/09
3 II 1.6 MZR CD	Y601	12/08 → 05/13
BT-50 2.2 MZR-CD	U2	10/11 →
BT-50 3.2 MZR-CD	UH	10/11 →
2 I 1.5	ZY-VE	04/03 → 06/07

VOLVO

S60 II 1.5 T2	B4154T5	10/15 →
S60 II 1.5 T3	B4154T4	03/15 →
S60 II 2.0 D2	D4204T20, D4204T4	03/15 →
S60 II 2.0 D3	D4204T4, B5254T14	03/15 →
S60 II 2.0 D4	D4204T14	03/15 →
S60 II 2.0 D5	D4204T11	03/15 →
S60 II 2.0 Polestar AWD	B4204T43	06/15 →
S60 II 2.0 T	B5204T8	05/12 → 12/15
S60 II 2.0 T3	B4204T37	03/15 →
S60 II 2.0 T4	B4204T19	03/15 →
S60 II 2.0 T5 DRIVE	B4204T7	09/14 → 12/15
S60 II 2.4 D4 AWD	D5244T21	03/15 →
S60 II 2.5 T	B5254T14	01/13 →
S60 II 2.5 T5	B5254T5	09/11 →
S60 II 2.5 T5 AWD	B5254T14, D5204T2	09/12 →
S60 II 3.0 T AWD	B6304T5	04/14 →
S60 II D3	D5204T2, D4204T5	04/10 → 12/15
S60 II D4	D4204T5, D5244T11	04/10 → 12/15
S60 II D5	D5244T11, D5244T11	04/11 → 12/15
S60 II D5 AWD	D5244T11, B4204T11	04/11 → 12/15
S60 II T	B5204T9	04/14 →
S60 II T4F	B4164T2	04/11 → 12/15
S60 II T5	B4204T11, B4204T11	08/13 →
S60 II T5 AWD	B4204T11, B4204T9	07/14 →
S60 II T6	B4204T9	09/13 →
S60 II T6 AWD	B4204T9, D5204T2	04/10 →
S80 I 2.0 D3/D4	D5204T2, D5244T14	09/10 →
S80 I 3.2	B6324S5	09/10 →
S80 II 1.6 D DRIVE	D4164T	01/10 → 12/11
S80 II 1.6 D2	D4162T	01/14 →
S80 II 1.6 DRIVE	D4162T	06/11 →
S80 II 2.0	B4204S3	01/08 → 09/12
S80 II 2.0 Drive- E	B4204T11	12/14 →
S80 II 2.0 FlexFuel	B4204S4	01/08 → 12/11
S80 II 2.0 T	B4204T6	01/10 →
S80 II 2.0 T5	B4204T15	01/14 →
S80 II 2.0 Tdi	D4204T	02/08 → 03/11
S80 II 2.4 D	D5244T14, B5254T10	03/06 →
S80 II 2.5 T	B5254T10, B5254T11	03/06 →
S80 II 2.5 T AWD	B5254T6	10/06 → 04/09
S80 II 2.5 T FlexFuel	B5254T11, D5244T10	05/08 → 12/11
S80 II 3.2	B6324S	03/06 →
S80 II 3.2 AWD	B6324S	01/07 → 12/10
S80 II 3.2 Flexifuel AWD	B6324S	01/09 → 03/10
S80 II 4.4 V8 AWD	B8444S	03/06 → 03/12
S80 II D3	D5204T7	05/12 →
S80 II D4	D4204T5	09/13 →
S80 II D5	D5244T10, D5244T10	03/06 →

VOLVO

S80 II D5 AWD	D5244T10, B4204T11	01/07 →
S80 II T4	B4164T	10/10 →
S80 II T4F	B4164T2	05/11 →
S80 II T5	B4204T11, B6304T2	10/10 →
S80 II T6 AWD	B6304T2, B6304T2	01/07 → 12/16
S80L 2.0 T	B4204T6	01/10 →
S80L 2.5 T	B5254T6	01/08 →
S80L 2.5 T5	B5254T12	01/12 →
S80L T4	B5204T8	01/12 →
S80L T5	B4204T7	01/12 →
S80L T6 AWD	B6304T2, D4204T20	01/08 →
V60 I 1.5 T2	B4154T5	10/15 →
V60 I 1.6 DRIVE	D4162T	02/11 → 12/15
V60 I 2.0 BiFuel	B5204T9	03/14 → 12/15
V60 I 2.0 D2	D4204T20, D4204T4	03/15 →
V60 I 2.0 D3	D4204T4, D5244T11	09/13 →
V60 I 2.0 D4	D4204T14	09/13 →
V60 I 2.0 Polestar AWD	B4204T43	06/15 →
V60 I 2.0 T4	B4204T19	03/15 →
V60 I 2.4 D4 AWD	D5244T12	09/13 → 12/15
V60 I 2.4 D5	D5244T11, D5244T11	04/11 → 12/15
V60 I 2.4 D5 AWD	D5244T11, D5204T2	04/11 → 12/15
V60 I 2.4 Hybrid D6 AWD	D5244T15	06/12 → 12/15
V60 I 3.0 T AWD	B6304T5	04/14 →
V60 I D3	D5204T7	05/12 → 12/15
V60 I D3 / D4	D5204T2, D5244T12	07/10 → 12/14
V60 I D4	D4204T5	10/13 → 12/15
V60 I D4 AWD	D5244T12, D4204T11	10/13 →
V60 I D5	D4204T11, B4154T4	04/14 →
V60 I D5 AWD	D5244T15	04/14 → 12/15
V60 I T3	B4154T4, B4204T11	03/15 →
V60 I T4F	B4164T2	04/11 → 12/15
V60 I T5	B4204T11, B4204T11	08/12 →
V60 I T5 AWD	B4204T11, B4204T9	07/14 →
V60 I T6	B4204T9	10/13 →
V60 I T6 AWD	B4204T9, B5204T9	10/13 →
V60 II D4	D4204T14	02/18 →
V70 III 1.6 DRIVE / D2	D4162T	04/11 → 12/15
V70 III 1.6 T4F	B4164T2	01/11 → 12/15
V70 III 2.0 BiFuel	B5204T9, D5244T11	03/13 → 12/15
V70 III 2.0 D3 DRIVE	D5204T7	09/13 →
V70 III 2.0 D4/D4 DRIVE	D5204T3	09/13 →
V70 III 2.4 D4 AWD	D5244T17	09/13 →
V70 III 2.4 D5	D5244T11, D4204T9	09/13 →
V70 III 3.0 T6 AWD	B6304T4	11/13 →
V70 III D2	D4204T20	03/15 →
V70 III D3	D4204T9, D5204T2	10/07 →
V70 III D3 / D4	D5204T2, D5244T12	03/10 → 12/15
V70 III D4	D4204T5	10/13 →
V70 III D4 AWD	D5244T12, D5244T11	10/07 →
V70 III D5	D5244T11, D5244T11	03/11 →
V70 III D5 AWD	D5244T11, D5244T16	03/11 →
V70 III T4	B4204T19	03/15 →
V70 III T5	B4204T11	10/13 →
XC60 I 2.0 T	B4204T6	12/09 → 12/12
XC60 I 2.4 D	D5244T14	04/09 → 12/10
XC60 I 2.4 D / D3 / D4 AWD	D5244T16, B6324S	05/08 → 02/17
XC60 I 2.4 D AWD	D5244T14	06/09 → 12/10
XC60 I 3.2 AWD	B6324S, D4204T4	07/09 → 12/15
XC60 I D3	D4204T4, D5204T2	04/12 → 02/17
XC60 I D3 / D4	D5204T2, D4204T14	03/10 → 12/14
XC60 I D4	D4204T14, D5244T12	10/13 → 02/17
XC60 I D4 AWD	D5244T12, D5244T10	10/13 → 02/17
XC60 I D5	D5244T11	06/11 → 02/17
XC60 I D5 AWD	D5244T10, B4204T11	05/08 → 02/17
XC60 I T5	B4204T11, B4204T11	09/10 →
XC60 I T5 AWD	B4204T11, B4204T9	04/14 → 02/17
XC60 I T6	B4204T9	10/13 →
XC60 I T6 AWD	B4204T9, D5244T16	05/08 →
XC70 II 2.4 D / D4 AWD	D5244T16, D5204T2	08/07 →
XC70 II 3.2	B6324S5	08/07 →
XC70 II D3	D5204T2, D5244T11	04/10 → 12/15
XC70 II D3 AWD	D5204T2	08/11 →
XC70 II D4	D4204T5	10/13 →
XC70 II D4 AWD	D5244T12	10/13 →
XC70 II D5 AWD	D5244T11, B5254T14	04/11 →
XC70 II T5	B4204T11	10/13 →
XC70 II T5 AWD	B5254T12	08/15 →
XC70 II T6 AWD	B5254T14, F130TE5	11/13 →

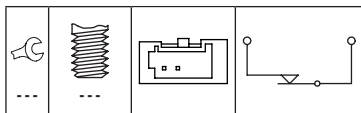


BRAKE/CLUTCH PEDAL SWITCHES

Adatt./Suitable:

CITROËN
4534 62**FIAT**
1353708080**PEUGEOT**
4534 62

MARKET DIFFUSION: MEDIUM



CITROËN		
NEMO 1.3 BlueHdi 80	FHY(F13DTE6)	02/16 ⇄
NEMO 1.3 Hdi 75	F13DTE5, KFT(TU3A)	10/10 ⇄
NEMO 1.3 Hdi 80	FHY(F13DTE6)	10/15 ⇄
NEMO 1.4	KFT(TU3A), 8HS(DV4TED)	02/08 ⇄
NEMO 1.4 Hdi	8HS(DV4TED), 199A2.000	02/08 ⇄

FIAT		
FIORINO III 1.3 D Multijet	199A2.000, KFT	11/07 ⇄
FIORINO III 1.4	KFT, --	11/07 ⇄
FIORINO III 1.4 Natural Power	350A1.000	06/08 ⇄
LINEA 1.3 D Multijet	--, 199A2.000	06/07 ⇄
LINEA 1.4	350A1.000	06/07 ⇄
LINEA 1.4 16V [IND]	--	06/07 ⇄
LINEA 1.4 16V TURBO [IND]	--	09/07 ⇄
LINEA 1.8 Flex	370A0.011	09/10 ⇄
PUNTO III / GRANDE PUNTO 1.2 [IND]	--	01/08 ⇄
PUNTO III / GRANDE PUNTO 1.3 Multijet [IND]	--	01/08 ⇄
PUNTO III / GRANDE PUNTO 1.4 16V [IND]	--	01/08 ⇄
PUNTO III 1.3 JTD Multijet	955B2.000	05/18 ⇄
PUNTO III 1.4 Natural Power	350A1.000	03/12 ⇄
QUBO 1.3 D Multijet	199A2.000, KFT	02/08 ⇄
QUBO 1.4	KFT, 199A9.000	02/08 ⇄
QUBO 1.4 Natural Power	350A1.000	10/09 ⇄

PEUGEOT		
BIPPER 1.3 BlueHdi 80	F13DTE6	12/15 ⇄
BIPPER 1.3 Hdi 75	199A9.000, KFV(TU3A)	10/10 ⇄
BIPPER 1.4	KFV(TU3A), 199A9.000	02/08 ⇄
BIPPER 1.4 Hdi	8HS(DV4TED)	02/08 ⇄
BIPPER TEPEE 1.3 Hdi 75	199A9.000, B12D1	10/10 ⇄
BIPPER TEPEE 1.3 Hdi 80	FHY(F13DTE6)	12/15 ⇄
BIPPER TEPEE 1.4	KFV(TU3A)	04/08 ⇄
BIPPER TEPEE 1.4 Hdi	8HS(DV4TED)	04/08 ⇄



BRAKE/CLUTCH PEDAL SWITCHES

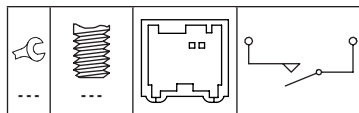

Adatt./Suitable:

CHEVROLET
96628564**DAEWOO**
96628564**GENERAL MOTORS**
96 628 564**OPEL**
48 05 576
96628564**VAUXHALL**
96628564

*ITEM NOW AVAILABLE FROM PRODUCTION

- ARTICOLO ORA DISPONIBILE PER LA VENDITA
- ARTICLE DISPONIBLE EN PRODUCTION COURANTE
- JETZT ZUM VERKAUF VERFÜGBARER ARTIKEL
- ARTICULO AHORA DISPONIBLE EN PRODUCCION

MARKET DIFFUSION: MEDIUM



CHEVROLET		
AVEO 1.2	A12XER	06/11 ⇄ 12/15
AVEO 1.2 ECOTEC	A12XEL	06/11 ⇄ 12/15
AVEO I 1.2	B12D1, B12D1	01/08 ⇄
AVEO I 1.2 LPG	B12D1, A14XER	04/08 ⇄
AVEO I 1.4	A14XER, F1553	03/05 ⇄
AVEO I 1.4 CNG	L95	01/10 ⇄
AVEO I 1.5	F1553, F16D3	01/05 ⇄
AVEO I 1.6	F16D3, A12XEL	09/03 ⇄
AVEO II 1.2	A12XEL, LDV	03/11 ⇄
AVEO II 1.2 LPG	A12XER	11/12 ⇄
AVEO II 1.3 D	LDV, A14XER	07/11 ⇄
AVEO II 1.4	A14XER, Z20S	03/11 ⇄
AVEO II 1.4 Turbo	A14NET	08/13 ⇄
AVEO II 1.6	F16D4	03/11 ⇄
CAPTIVA 2.0 D	Z20S, Z20DM	10/06 ⇄
CAPTIVA 2.0 D 4WD	Z20S	10/06 ⇄
CAPTIVA 2.4	Z24SED	06/06 ⇄
CAPTIVA 2.4 4WD	Z24SED	06/06 ⇄
CAPTIVA 2.4 LPG	Z24SED	01/07 ⇄
CAPTIVA 2.4 LPG 4WD	Z24SED	01/07 ⇄
COBALT 1.5	L2C	01/14 ⇄
EPICA 2.0	X20D1	06/06 ⇄
EPICA 2.0 BiFuel	X20D1	01/10 ⇄ 12/10
EPICA 2.0 D	Z20S	01/07 ⇄
NUBIRA 1.4	F14D3	01/06 ⇄ 12/08
NUBIRA 2.0 D	Z20DM, --	01/05 ⇄ 12/11
OPTRA 2.0 TCDi	Z20S1	01/07 ⇄
OPTRA 2.0 TDCi	--, B20DTH	08/06 ⇄
TRAX 1.4 AWD	A14NET	12/12 ⇄
TRAX 1.6	A16XER	12/12 ⇄

DAEWOO		
GENTRA 1.5	B15D2	06/13 ⇄

OPEL		
ANTARA 2.0 CDTi	B20DTH, B20DTH	08/06 ⇄
ANTARA 2.0 CDTi 4x4	B20DTH, A22DM	07/06 ⇄
ANTARA 2.2 CDTi	A22DM, A22DM	12/10 ⇄
ANTARA 2.2 CDTi 4x4	A22DM, A24XE	12/10 ⇄ 12/15
ANTARA 2.4	A24XE, A24XE	07/06 ⇄
ANTARA 2.4 4x4	A24XE, A14NET	08/06 ⇄
ANTARA 2.4 LPG	Z24XE	10/08 ⇄
ANTARA 2.4 LPG 4x4	Z24XE	08/06 ⇄ 12/10
ANTARA 3.0	A30XF	11/10 ⇄
MOKKA 1.4	A14NET, A14NET	04/13 ⇄
MOKKA 1.4 4x4	A14NET, A14NET	06/12 ⇄
MOKKA 1.4 LPG	A14NET, A16XER	04/13 ⇄
MOKKA 1.6	A16XER, A16DTH	06/12 ⇄
MOKKA 1.6 CDTi	A16DTH, A16DTH	01/15 ⇄
MOKKA 1.6 CDTi 4x4	A16DTH, Z20DM	01/15 ⇄
MOKKA 1.7 CDTi	A17DTS	06/12 ⇄
MOKKA 1.7 CDTi 4x4	A17DTS	06/12 ⇄

OPEL			
MOKKA 1.8	A18XER	01/13 ⇄	
MOKKA 1.8 4x4	A18XER	01/13 ⇄	
VAUXHALL			
ANTARA 2.0 CDTi	Z20DM, Z20DM	08/06 ⇄	04/15
ANTARA 2.0 CDTi 4x4	Z20DM, Z20DM	08/06 ⇄	04/15
ANTARA 2.0 CDTi FWD	Z20DM, A22DM	08/06 ⇄	
ANTARA 2.2 CDTi 4x4	A22DM, A24XE	12/10 ⇄	
ANTARA 2.2 CDTi FWD	A22DM	12/10 ⇄	
ANTARA 2.4	A24XE, A24XE	08/06 ⇄	04/15
ANTARA 2.4 4x4	A24XE, A14NET	08/06 ⇄	04/15
ANTARA 2.4 LPG 4x4	Z24XE	08/06 ⇄	
ANTARA 3.0 4x4	A30XH	11/10 ⇄	04/15
MOKKA / MOKKA X 1.4	A14NET, A14NET	04/13 ⇄	
MOKKA / MOKKA X 1.4 4x4	A14NET, A16XER	06/12 ⇄	
MOKKA / MOKKA X 1.6	A16XER, A16DTH	06/12 ⇄	
MOKKA / MOKKA X 1.6 CDTi	A16DTH, A16DTH	01/15 ⇄	
MOKKA / MOKKA X 1.6 CDTi 4x4	A16DTH, ZJ06	01/15 ⇄	
MOKKA / MOKKA X 1.7 CDTi	A17DTS	06/12 ⇄	
MOKKA / MOKKA X 1.7 CDTi 4x4	A17DTS	06/12 ⇄	



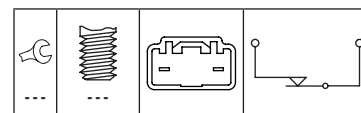
BRAKE/CLUTCH PEDAL SWITCHES

Adatt./Suitable:

MAZDA
BP4K-66-490A

- Not for sale in Germany**
- Non vendibile in Germania
 - Pas à vendre en Allemagne
 - Nicht zum Verkauf in Deutschland
 - No para la venta en Alemania

MARKET DIFFUSION: MEDIUM



MAZDA		
2 II 1.3	ZJ06, ZJ-46	07/07 ⇄ 06/15
2 II 1.3 BiFuel	ZJ-46	05/11 ⇄ 11/14
2 II 1.3 MZR	ZJ-46, ZY05	01/10 ⇄ 06/15
2 II 1.5	ZY05, FXJA	10/07 ⇄ 06/15
2 II 1.5 i	ZY-DE	05/10 ⇄ 06/15
2 II 1.5 MZR	ZY66	06/11 ⇄ 06/15
3 I 1.4	FXJA, B6ZE	10/03 ⇄ 06/09
3 I 1.6	B6ZE, Y601	10/03 ⇄ 06/09
3 I 1.6 DI Turbo	Y601, LF17	06/04 ⇄ 06/09
3 I 2.0	LF17, RF7J	09/03 ⇄ 12/09
3 I 2.0 MZR-CD	RF7J, L3N9	12/06 ⇄ 06/09
3 I 2.3 DiSi Turbo MPS	L3YH	06/06 ⇄ 06/09
3 I 2.3 MPS Turbo	L3N9, Z6	12/06 ⇄ 06/09
3 II 1.6 MZR	Z6, LF17	12/08 ⇄ 09/14
3 II 1.6 MZR CD	Y642	12/08 ⇄ 05/13
3 II 2.0 MZR	LF17, LF-5H	01/09 ⇄ 09/14
3 II 2.0 MZR DISI	LF-5H, R2AA	12/08 ⇄ 05/13
3 II 2.2 MZR CD	R2AA, L3KG	01/09 ⇄ 09/14
3 II 2.3 MPS Turbo	L3KG, LFD7	06/09 ⇄ 09/14
3 II 2.5	LS-VE	03/09 ⇄ 09/14
5 I 1.8	L823	02/05 ⇄ 05/10
5 I 2.0	LFD7, L813	02/05 ⇄ 05/10
5 I 2.0 CD	RF7J	02/05 ⇄ 05/10
5 I 2.0 MZR	LF5	09/07 ⇄
5 I 2.0 MZR-CD	RF	09/07 ⇄
6 II 1.8 MZR	L813, LF17	08/07 ⇄ 07/13
6 II 2.0 MZR	LF17, R2AA	08/07 ⇄ 07/13
6 II 2.0 MZR-CD	RF7J	08/07 ⇄ 12/10
6 II 2.2 D	R2AA, R2AA	01/10 ⇄ 07/13
6 II 2.2 MZR-CD	R2AA, L501	08/08 ⇄ 07/13
6 II 2.5 MZR	L501, AM11	08/07 ⇄ 07/13

7.1245



3

BRAKE/CLUTCH PEDAL SWITCHES

Adatt./Suitable:

ASTON MARTIN
4G43-37-10037**FORD**4 838 697
714Z-13480-AA
8T4T-9G854-AA
8T4Z-13480-A
8T4Z-13480-AFC
EX53-13480-AB
GPLA-9G854-AA
HK83-9G854-AA**FORD USA**

8T4Z-13480-AFC

IVECO

5801491456

JAGUART2H 10001
T2H 8456
T2R 2764**LAND ROVER**

LR072647

MAZDABN7N-66-490
BN7N-66-490A**MOTORCRAFT**

SW-6559

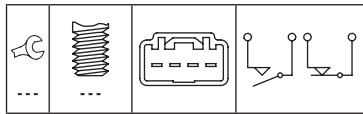
VOLVO

31264377

*Not for sale in Germany

- Non vendibile in Germania
- Pas à vendre en Allemagne
- Nicht zum Verkauf in Deutschland
- No para la venta en Alemania

MARKET DIFFUSION: HIGH



ASTON MARTIN

DB9 6.0	AM11, AM11	04/04 → 10/16
DB9 6.0 V12	AM11, AM6U5	01/04 → 10/16
DBS 6.0 V12	AM4R9	09/07 →
ONE-77 7.3	AM21	06/10 → 06/12
RAPIDE 6.0	AM16	03/10 → 09/13
RAPIDE 6.0 S	AM11	02/13 → 02/14
V8 4.7 -/AMR/N430/S	AM15	06/11 →
V8 4.7 -/N430/S	AM15	01/11 →
VANTAGE 4.3	AM6U5, AM07	10/05 → 12/10
VANTAGE 4.3 N400	AM6U5	01/08 → 12/10
VANTAGE 4.7	AM07, --	10/08 →
VANTAGE 4.7 GT8	AM15	07/13 →
VANTAGE 6.0	AM10	01/12 →
VANTAGE 6.0 V12	AM3	09/09 → 12/13
VANTAGE 6.0 V12S	AM28	01/13 →
ZAGATO 6.0 V12	AM4R9	05/12 →

FORD

C-MAX II 1.0 EcoBoost	--, M8DB	10/12 →
C-MAX II 1.5 16V	--	03/15 →
C-MAX II 1.5 EcoBoost	M8DB, XWDA	03/15 →
C-MAX II 1.5 TDCi	XWDA, JQDA	03/15 →
C-MAX II 1.5 TDCi ECOnetic	AEDA	03/15 →
C-MAX II 1.6	--	12/10 →
C-MAX II 1.6 CNG	MUDACNG	01/13 →
C-MAX II 1.6 EcoBoost	JQDA, MUDA	12/10 →
C-MAX II 1.6 Flexifuel	MUDA, MUDA	02/11 →
C-MAX II 1.6 LPG	MUDA, T1DA	02/12 →
C-MAX II 1.6 TDCi	T1DA, IQDA	12/10 →
C-MAX II 1.6 Ti	IQDA, --	12/10 →
C-MAX II 2.0 Energi	--, --	01/15 →
C-MAX II 2.0 TDCi	--, 10FDOX	04/10 →
ECOSPORT 1.0 EcoBoost	10FDOX, UGJE	10/13 →
ECOSPORT 1.5 TDCi	UGJE, ZTJA	10/13 →
ECOSPORT 1.5 TDCi EcoBlue 4x4	ZTJA, C35PDED	11/17 →
EXPLORER 3.5 4WD	C35PDED, M1JL	01/14 →
FIESTA VII 1.0 EcoBoost	M1JL, XPJA	01/17 →
FIESTA VII 1.1	XPJA, XJJC	01/17 →
FIESTA VII 1.5 ST EcoBoost	YZJA	04/18 →
FIESTA VII 1.5 TDCi	XUJC, T3DA	01/17 →
FOCUS I 1.6 TDCi	T3DA, M1DA	01/11 →

FORD

FOCUS I 2.0 TDCi	TXDB	01/11 → 06/14
FOCUS III 1.0 EcoBoost	M1DA, M8DA	02/12 →
FOCUS III 1.0 GTDI	--	07/12 →
FOCUS III 1.5 Di TC SIGMA A	--	09/14 →
FOCUS III 1.5 EcoBoost	M8DA, XWDA	09/14 →
FOCUS III 1.5 TDCi	XWDA, AEDA	09/14 →
FOCUS III 1.5 TDCi ECOnetic	AEDA, JQDA	09/14 →
FOCUS III 1.6 EcoBoost	JQDA, MUDA	07/10 →
FOCUS III 1.6 Flexifuel	MUDA, MUDA	07/10 →
FOCUS III 1.6 LPG	MUDA, NGDA	02/12 →
FOCUS III 1.6 TDCi	NGDA, NGDA	07/10 →
FOCUS III 1.6 TDCi ECOnetic	NGDA, IQDA	05/12 →
FOCUS III 1.6 Ti	IQDA, R9DA	07/10 →
FOCUS III 1.6 Ti-VCT	--	07/10 →
FOCUS III 2.0	XQDA	10/13 →
FOCUS III 2.0 DI TIVCT	--	04/11 →
FOCUS III 2.0 GDi	MGDA	08/11 →
FOCUS III 2.0 ST	R9DA, T7DA	07/12 →
FOCUS III 2.0 TDCi	T7DA, B3DA	07/10 →
FOCUS III 2.0 TDCi ST	T8DA	11/14 →
FOCUS III 2.0 Ti-GDi	MGDA	07/10 →
FOCUS III 2.3 RS AWD	YVDA	07/15 →
FOCUS III Electric	KDDA	07/13 →
FOCUS IV 1.0 EcoBoost	B3DA, Z2DA	01/18 →
FOCUS IV 1.5 EcoBlue	Z2DA, C15HDTX	01/18 →
FOCUS IV 1.5 EcoBoost	Y1DA	09/18 →
FOCUS IV 2.0 EcoBlue	Y1DA	01/18 →
GALAXY III 1.5 EcoBoost	C15HDTX, BCCC	01/15 →
GALAXY III 2.0 EcoBlue	BCCC, BCCC	07/18 →
GALAXY III 2.0 EcoBlue 4x4	BCCC, R9CD	07/18 →
GALAXY III 2.0 EcoBoost	R9CD, --	01/15 →
GALAXY III 2.0 TDCi	--, T7CI	01/15 →
GALAXY III 2.0 TDCi 4x4	T7CI, T9CB	05/15 → 06/18
GALAXY III 2.0 TDCi Bi-Turbo	T9CB, M1DA	01/15 → 06/18
GRAND C-MAX 1.0 EcoBoost	M1DA, M8DB	10/12 →
GRAND C-MAX 1.5 EcoBoost	M8DB, AEDA	03/15 →
GRAND C-MAX 1.5 TDCi	AEDA, JQDA	03/15 →
GRAND C-MAX 1.6 EcoBoost	JQDA, T1DA	12/10 →
GRAND C-MAX 1.6 TDCi	T1DA, IQDA	12/10 →
GRAND C-MAX 1.6 Ti	IQDA, T7DB	12/10 →
GRAND C-MAX 2.0 TDCi	T7DB, B2KA	12/10 →
KA+ 1.2	B2KA, BNMA	06/16 →
KA+ 1.5 TDCi	--	01/16 →
KUGA II 1.5 16V	--	03/13 →
KUGA II 1.5 EcoBoost	BNMA, --	09/14 →
KUGA II 1.5 EcoBoost 4x4	M9MA	09/14 →
KUGA II 1.5 TDCi	--, --	07/16 →
KUGA II 1.6 EcoBoost	--, JQMA	11/12 →
KUGA II 1.6 EcoBoost 4x4	JQMA, T7MA	10/12 →
KUGA II 2.0 4x4	--	03/13 → 06/16
KUGA II 2.0 EcoBoost	--	03/13 →
KUGA II 2.0 EcoBoost 4x4	R9MA	08/17 →
KUGA II 2.0 TDCi	T7MA, T7MA	03/13 →
KUGA II 2.0 TDCi 4x4	T7MA, --	03/13 →
KUGA II 2.5	--, T1BA	09/13 →
KUGA II 2.5 PFI	--	03/13 →
MONDEO III 1.6 TDCi	T1BA, M1CA	12/10 → 01/15
MONDEO IV 1.0 EcoBoost	M1CA, UNCA	02/15 →
MONDEO IV 1.5 EcoBoost	UNCA, UGCC	09/14 →
MONDEO IV 1.5 GTDI	--	09/14 →
MONDEO IV 1.5 TDCi	UGCC, NGCA	03/15 →
MONDEO IV 1.6 TDCi	NGCA, --	09/14 →
MONDEO IV 2.0 EcoBoost	--, T7CA	09/12 →
MONDEO IV 2.0 EcoBoost 4x4	--	09/12 → 07/16
MONDEO IV 2.0 hybrid	--	09/14 →
MONDEO IV 2.0 TDCi	T7CA, T7CA	09/14 →
MONDEO IV 2.0 TDCi 4x4	T7CA, --	09/14 →
MONDEO IV 2.0 TDCi Bi-Turbo	T9CA	03/15 →
MONDEO IV 2.5	--, --	09/13 →
RANGER VI 2.2 TDCi	--, --	04/11 →
RANGER VI 2.2 TDCi 4x4	--, GBVAF	04/11 →
RANGER VI 2.5 i	GBVAF, GBVAF	11/11 →
RANGER VI 2.5 i 4x4	GBVAF, C15HDTX	11/11 →
RANGER VI 3.2 TDCi 4x4	SAFA	04/11 →
S-MAX II 1.5 EcoBoost	C15HDTX, BCCC	01/15 →
S-MAX II 2.0 EcoBlue	BCCC, BCCC	07/18 →
S-MAX II 2.0 EcoBlue 4x4	BCCC, R9CD	07/18 →
S-MAX II 2.0 EcoBoost	R9CD, --	01/15 →
S-MAX II 2.0 TDCi	--, T7CI	01/15 →
S-MAX II 2.0 TDCi 4x4	T7CI, T9CB	01/15 → 06/18
S-MAX II 2.0 TDCi Bi-Turbo	T9CB, M2GA	01/15 → 06/18
TOURNEO CONNECT II 1.0 EcoBoost	M2GA, --	11/13 →
TOURNEO CONNECT II 1.5 TDCi	--, --	09/13 →
TOURNEO CONNECT II 1.6 EcoBoost	--, T1GA	09/13 →

FORD

TOURNEO CONNECT II 1.6 TDCi	T1GA, --	09/13 →
TOURNEO CONNECT II 2.5 TDCi	--	09/13 →
TOURNEO CUSTOM 2.0 TDCi	--, CVFF	04/12 →
TOURNEO CUSTOM 2.2 TDCi	CVFF, M2GA	04/12 →
TRANSIT IV 2.0 TDCi	YLF6, YMR6	03/16 →
TRANSIT IV 2.0 TDCi 4x4	YMR6, --	01/17 →
TRANSIT IV 2.0 TDCi RWD	--, --	03/16 →
TRANSIT IV 2.2 TDCi	--, CV24	08/13 →
TRANSIT IV 2.2 TDCi 4x4	CV24, CV24	08/13 →
TRANSIT IV 2.2 TDCi RWD	CV24, C23H00D	08/13 →
TRANSIT CONNECT II 1.0 EcoBoost	M2GA, --	02/13 →
TRANSIT CONNECT II 1.5 TDCi	--, --	02/13 →
TRANSIT CONNECT II 1.6 EcoBoost	--, T1GA	02/13 →
TRANSIT CONNECT II 1.6 TDCi	T1GA, --	02/13 →
TRANSIT CONNECT II 2.5	--	02/13 →
TRANSIT CUSTOM 2.0 TDCi	--, CVFF	04/12 →
TRANSIT CUSTOM 2.2 TDCi	CVFF, YLF6	04/12 →

FORD USA

EDGE 2.0 TDCi AWD	T8CM	08/15 → 07/18
EDGE 2.0 TDCi Bi-Turbo AWD	T9CE	08/15 → 07/18
EXPLORER 3.5 EcoBoost	C35PDTD	01/13 →
EXPLORER 3.5 Ti-VCT [ExtraEU]	C35PDED	01/11 →
MUSTANG 2.3 EcoBoost	C23HD0D, MF8F	01/15 →
MUSTANG 5.0 GT Ti-VCT [ExtraEU]	MF8F	12/14 →
MUSTANG 5.0 V8	MF8F, F1CE0441A	01/15 →

IVECO

DAILY IV 29L10	F1AE0481F	05/06 → 08/11
DAILY IV 29L10 V	F1AE0481F	05/06 → 08/11
DAILY IV 29L12	F1AE0481G	05/06 → 08/11
DAILY IV 29L12 V, 29L12 V/P	F1AE0481G	05/06 → 08/11
DAILY IV 29L14	F1AE0481H	05/06 → 08/11
DAILY IV 29L14 C, 29L14 C/P, 29L14 V, 29L14 V/P	F1AE0481H	05/06 → 08/11
DAILY IV 35C10 K	F1AE0481F	05/06 → 08/11
DAILY IV 35C10, 35S10	F1AE0481F	05/06 → 08/11
DAILY IV 35C11 K, 35C11 DK, 35S11 K, 35S11 DK	F1AE0481F	07/07 → 08/11
DAILY IV 35C11 V, 35S11 V	F1AE0481F	07/07 → 08/11
DAILY IV 35C11 D, 35S11 /P	F1AE0481F	07/07 → 08/11
DAILY IV 35C12	F1AE0481G	05/06 → 08/11
DAILY IV 35C12 V, 35C12 V/P, 35S12 V, 35S12 V/P	F1AE0481G	05/06 → 08/11
DAILY IV 35C12, 35S12	F1AE0481G	05/06 → 08/11
DAILY IV 35C13 K, 35C13 DK, 35S13 K, 35S13 DK	F1AE0481V	07/07 → 08/11
DAILY IV 35C13 V, 35C13 V/P, 35S13 V, 35S13 V/P	F1AE0481V	07/07 → 08/11
DAILY IV 35C13, 35C13 /P, 35S13 D, 35S13, 35S13 /P	F1AE0481V	07/07 → 08/11
DAILY IV 35C14 G, 35C14 G/P, 35S14 G, 35S14 G/P, 35C14 GD,...	F1CE0441CNG	07/07 → 08/11
DAILY IV 35C14 GV, 35C14 GV/P, 35S14 GV, 35S14 GV/P	F1CE0441CNG	07/07 → 08/11
DAILY IV 35C14 K, 35C14 DK, 35S14 K, 35S14 DK	F1CE3481L	07/07 → 08/11
DAILY IV 35C14 V, 35C14 V/P, 35S14 V, 35S14 V/P	F1CE3481L	07/07 → 08/11
DAILY IV 35C14, 35C14 /P, 35S14, 35S14 /P, 35S14 D, 35S14 D/P	F1CE3481L	07/07 → 08/11
DAILY IV 35C14, 35S14, 35S14 /P	F1AE0481H	05/06 → 08/11
DAILY IV 35C15	F1CE0481F	05/06 → 08/11
DAILY IV 35C15 V, 35C15 V/P	F1CE0481F	05/06 → 08/11
DAILY IV 35C17 K, 35C17 DK, 35S17 K, 35S17 DK	F1CE3481C	07/07 → 08/11
DAILY IV 35C17 V, 35C17 V/P, 35S17 V, 35S17 V/P	F1CE3481C	07/07 → 08/11
DAILY IV 35C17, 35C17 /P, 35S17, 35S17 /P, 35S17 D	F1CE3481C	07/07 → 08/11
DAILY IV 35C18	F1CE0481H	05/06 → 08/11
DAILY IV 35C18 V, 35C18 V/P, 35S18 V, 35S18 V/P	F1CE0481H, F1CE0481H	05/06 → 08/11
DAILY IV 35C18, 35S18	F1CE0481H, F1CE0481H	05/06 → 08/11
DAILY IV 35S14 C, 35S14 C/P, 35S14 V, 35S14 V/P, 35C14 V,...	F1AE0481H	05/06 → 08/11
DAILY IV 35S14 K, 35S14 DK	F1AE0481H	07/07 → 08/11
DAILY IV 35S17 W, 35S17 WD	F1CE3481C	07/07 → 08/11
DAILY IV 40C10	F1AE0481F	05/06 → 08/11
DAILY IV 40C10 V	F1AE0481F	05/06 → 08/11
DAILY IV 40C11 V	F1AE0481F	07/07 → 08/11
DAILY IV 40C11, 40C11 D	F1AE0481F	07/07 → 08/11

IVECO			JAGUAR			MAZDA		
DAILY IV 40C12	F1AE0481G	05/06 → 08/11	F-TYPE 400 AWD	306PS	11/16 →	6 III 2.2 D 4WD	SH-VPTR	07/14 →
DAILY IV 40C12 V, 40C14 V/P	F1AE0481G	05/06 → 08/11	F-TYPE 5.0 R	508PS	10/13 →	6 III 2.2 D AWD	SHY4, PYY1	12/12 →
DAILY IV 40C13 V, 40C13 V/P	F1AE0481V	07/07 → 08/11	F-TYPE 5.0 R AWD	508PS	12/14 →	6 III 2.5	PYY1, PYZ8	12/12 →
DAILY IV 40C13, 40C13 /P	F1AE0481V	07/07 → 08/11	F-TYPE 5.0 S	508PS	10/12 →	6 III 2.5 [ExtraEU]	PYZ8, S5Y5	03/18 →
DAILY IV 40C14 G, 40C14 G/P	F1CE0441CNG	07/07 → 08/11	F-TYPE 5.0 SVR	508PS, 204PT	05/15 →	CX-3 1.5 D	S5Y5, S5Y5	05/15 →
DAILY IV 40C14 GV, 40C14 GV/P	F1CE0441CNG	07/07 → 08/11	XE 2.0	204PT, PT204	03/15 →	CX-3 1.5 D AWD	S5Y5, PEX3	05/15 →
DAILY IV 40C14 K, 40C14 DK	F1CE3481L	07/07 → 08/11	XE 2.0 AWD	PT204, 204DTA	02/17 →	CX-3 1.8 [ExtraEU]	S8Y1	02/18 →
DAILY IV 40C14 V, 40C14 V/P	F1CE3481L	07/07 → 08/11	XE 2.0 D	204DTD	03/15 →	CX-3 2.0	PEX3, PEX3	05/15 →
DAILY IV 40C14, 40C14 /P	F1CE3481L	07/07 → 08/11	XE 2.0 D AWD	204DTA, 306PS	10/15 →	CX-3 2.0 AWD	PEX3, PE-VPS	05/15 →
DAILY IV 40C15	F1CE0481F	05/06 → 08/11	XE 3.0 S	306PS, 204PT	03/15 →	CX-5 2.0	PE-VPS, PEY4	11/11 →
DAILY IV 40C15 V, 40C15 V/P	F1CE0481F	05/06 → 08/11	XF 2.0	204PT, PT204	05/15 →	CX-5 2.0 [ExtraEU]	PEY4, PE-VPS	11/11 → 02/17
DAILY IV 40C17 K, 40C17 DK	F1CE3481C	07/07 → 08/11	XF 2.0 AWD	PT204, 204DTA	03/17 →	CX-5 2.0 AWD	PE-VPS, SH-VPTR	11/11 →
DAILY IV 40C17 V, 40C17 V/P	F1CE3481C	07/07 → 08/11	XF 2.0 D	204DTA, 204DTA	05/15 →	CX-5 2.2 D	SH-VPTR, SHY1	04/12 →
DAILY IV 40C17, 40C17 /P	F1CE3481C	07/07 → 08/11	XF 2.0 D AWD	204DTA, 306DT	03/16 →	CX-5 2.2 D 4WD	SH-VPTR	04/12 →
DAILY IV 40C18	F1CE0481H	05/06 → 08/11	XF 3.0	306PS	05/15 →	CX-5 2.2 D AWD	SHY1, PY-VPS	04/12 →
DAILY IV 40C18 V, 40C18 V/P	F1CE0481H	05/06 → 08/11	XF 3.0 AWD	306PS	07/15 →	CX-5 2.5	PY-VPS, PYY1	02/13 →
DAILY IV 45C14, 45C14 /P	F1CE3481L	07/07 → 08/11	XF 3.0 D	306DT	05/15 →	CX-5 2.5 4WD	PY-VPS	07/14 →
DAILY IV 45C15	F1CE0481F	05/06 → 08/11	LAND ROVER			CX-5 2.5 AWD	PYY1, P5-VPR	02/15 →
DAILY IV 45C15 V	F1CE0481F	05/06 → 08/11	DISCOVERY IV 2.7 TD 4x4	276DT	09/09 →	MX-5 IV 1.5	P5-VPR, PEX4	06/15 →
DAILY IV 45C17 V, 45C17 V/P	F1CE3481C	07/07 → 08/11	DISCOVERY IV 3.0 SDV6 4x4	306DT	11/09 →	MX-5 IV 2.0	PEX4, D4162T	06/15 →
DAILY IV 45C17, 45C17 /P	F1CE3481C	07/07 → 08/11	DISCOVERY IV 3.0 Super-charged	306PS	08/13 →	VOLVO		
DAILY IV 45C18	F1CE0481H	05/06 → 08/11	DISCOVERY IV 3.0 TD 4x4	306DT, 204DTA	09/09 →	C30 1.6 D2	D4162T	10/10 → 12/12
DAILY IV 45C18 /P, 45C18 D, 45C18 D/P	F1CE0481H	05/06 → 08/11	DISCOVERY IV 5.0 V8 4x4	508PN	09/09 →	C30 D3	D5204T5	10/10 → 12/12
DAILY IV 50C14 G, 50C14 G/P, 50C14 GD, 50C14 GD/P	F1CE0441CNG	07/07 → 08/11	DISCOVERY V 2.0 4x4	PT204	09/17 →	C30 D4	D5204T	10/10 → 12/12
DAILY IV 50C14 GV, 50C14 GV/P	F1CE0441CNG	07/07 → 08/11	DISCOVERY V 2.0 D 4x4	204DTA, 508PS	09/16 →	C70 II 2.0 D	D4204T	01/08 → 10/09
DAILY IV 50C14 K, 50C14 DK	F1CE3481L	07/07 → 08/11	DISCOVERY V 3.0 4x4	306PS	09/16 →	C70 II D3	D5204T5	10/10 → 06/13
DAILY IV 50C14 V, 50C14 V/P	F1CE3481L	07/07 → 08/11	DISCOVERY V 3.0 D 4x4	306DT	09/16 →	C70 II D4	D5204T	10/10 → 06/13
DAILY IV 50C14, 50C14 /P	F1CE3481L	07/07 → 08/11	RANGE ROVER IV 2.0 PHEV 4x4	PT204	10/17 →	S40 II 1.6 D2	D4162T	10/10 → 12/12
DAILY IV 50C15	F1CE0481F	05/06 → 08/11	RANGE ROVER IV 5.0 4x4	508PS	11/17 →	V40 II 1.6 D2	D4162T	09/13 → 12/15
DAILY IV 50C15 V, 50C15 V/P	F1CE0481F	05/06 → 08/11	RANGE ROVER SPORT I 5.0 4x4	508PS, ZJ06	04/09 → 03/13	V40 II 1.6 D2/ DRIVe	D4162T	09/13 → 12/15
DAILY IV 50C17 K, 50C17 DK	F1CE3481C	07/07 → 08/11	RANGE ROVER SPORT II 2.0 4x4	PT204	10/17 →	V40 II 2.0 D3	D5204T6	09/13 → 12/15
DAILY IV 50C17 V, 50C17 V/P	F1CE3481C	07/07 → 08/11	RANGE ROVER SPORT II 2.0 D 4x4	204DTA	08/16 →	V40 II 2.0 D4	D5204T4	09/13 → 12/14
DAILY IV 50C17, 50C17 /P	F1CE3481C	07/07 → 08/11	RANGE ROVER SPORT II 2.0 PHEV 4x4	PT204	10/17 →	V40 II D2	D4162T, D4204T9	03/12 →
DAILY IV 50C18	F1CE0481H	05/06 → 08/11	RANGE ROVER SPORT II 3.0 4x4	306PS	06/15 →	V40 II D3	D4204T9, D4204T14	03/12 →
DAILY IV 50C18 V, 50C18 V/P	F1CE0481H, F1CE0481H	05/06 → 08/11	RANGE ROVER SPORT II 5.0 4x4	508PS	11/17 →	V40 II D4	D4204T14, B4154T5	03/12 →
DAILY IV 55C17	F1CE3481C	08/07 → 03/12	MAZDA			V40 II T2	B4154T5, B4154T4	02/15 →
DAILY IV 55S17 W, 55S17 WD	F1CE3481C	07/07 → 08/11	2 II 1.3	ZJ06, ZY05	07/07 → 06/15	V40 II T2 GTDi	B4164T4	03/13 → 12/15
DAILY IV 55S18 W	F1CE0481H	06/06 → 08/11	2 II 1.3 BiFuel	ZJ-46	05/11 → 11/14	V40 II T3	B4154T4, B4164T	02/15 →
DAILY IV 60C14 K, 60C14 DK	F1CE3481L	07/07 → 08/11	2 II 1.3 MZR	ZJ-VE	01/10 → 06/15	V40 II T3 GTDi	B4164T3	03/12 →
DAILY IV 60C15	F1CE0481F	05/06 → 08/11	2 II 1.5	ZY05, ZY05	10/07 → 06/15	V40 II T4	B4164T, B4204T21	07/13 →
DAILY IV 60C15 V	F1CE0481F	05/06 → 08/11	2 II 1.5 i	ZY-DE	05/10 → 06/15	V40 II T4 AWD	B4204T21, B4204T11	07/13 →
DAILY IV 60C15 /P, 60C15 D, 60C15 D/P	F1CE0481F	05/06 → 08/11	2 II 1.5 MZR	ZY05, P5X0	06/11 → 06/15	V40 II T4 GTDi	B4164T	03/12 →
DAILY IV 60C17 K, 60C17 DK	F1CE3481C	07/07 → 08/11	2 III 1.5	P5X0, --	08/14 →	V40 II T5	B4204T11, B4204T11	12/12 →
DAILY IV 60C17 V, 60C17 V/P	F1CE3481C	07/07 → 08/11	2 III 1.5 [ExtraEU]	--, FXJA	08/14 →	V40 II T5 AWD	B4204T11, 312A1.000	01/13 →
DAILY IV 60C18	F1CE0481H	05/06 → 08/11	2 III 1.5 D	--, FXJA	08/14 →	V50 1.6 D2	D4162T	01/10 → 12/12
DAILY IV 65C14 G, 65C14 G/P, 65C14 GD, 65C14 GD/P	F1CE0441CNG	07/07 → 08/11	3 III 1.5	P5-VPS, S5Y7	09/13 →	V60 1.2.4 D5 Hybrid AWD	D87PHEV	03/15 →
DAILY IV 65C14 K, 65C14 DK	F1CE3481L	07/07 → 08/11	3 III 1.5 D	S5Y7, Z6Y1	02/16 →	V60 1.2.4 Hybrid D6 AWD	D82PHEV	06/12 → 12/15
DAILY IV 65C14 V, 65C14 V/P	F1CE3481L	07/07 → 08/11	3 III 1.6	Z6Y1, LFX	09/13 →	V60 1 D6 Hybrid AWD	D97PHEV	03/15 →
DAILY IV 65C14, 65C14 /P	F1CE3481L	07/07 → 08/11	3 III 2.0	LFX, --	09/13 →			
DAILY IV 65C15	F1CE0481F	05/06 → 08/11	3 III 2.0 Hybrid	--, --	10/14 →			
DAILY IV 65C15 /P, 65C15 D, 65C15 D/P	F1CE0481F	05/06 → 08/11	3 III 2.2 D	--, LFD7	09/13 →			
DAILY IV 65C17 K, 65C17 DK, 65C17KK	F1CE3481C	07/07 → 08/11	3 I 1.4	FXJA, B6ZE	10/03 → 06/09			
DAILY IV 65C17 V, 65C17 V/P	F1CE3481C	07/07 → 08/11	3 I 1.6	B6ZE, Y601	10/03 → 06/09			
DAILY IV 65C17, 65C17 /P	F1CE3481C	07/07 → 08/11	3 I 1.6 DI Turbo	Y601, LF17	06/04 → 06/09			
DAILY IV 65C18	F1CE0481H, PT204	05/06 → 08/11	3 I 2.0	LF17, RF7J	09/03 → 12/09			
DAILY IV 70C14 K, 70C14 DK, 70C14 KK	F1CE3481L	07/07 → 08/11	3 I 2.0 MZR-CD	RF7J, L3N9	12/06 → 06/09			
DAILY IV 70C14 V, 70C14 V/P	F1CE3481L	07/07 → 08/11	3 I 2.3 DiSi Turbo MPS	L3YH	06/06 → 06/09			
DAILY IV 70C14, 70C14 /P	F1CE3481L	07/07 → 08/11	3 I 2.3 MPS Turbo	L3N9, Z6	12/06 → 06/09			
DAILY IV 70C15	F1CE0481L	07/08 → 08/11	3 II 1.6 MZR	Z6, Y601	12/08 → 09/14			
DAILY IV 70C17 K, 70C17 DK, 70C17 KK	F1CE3481C	07/07 → 08/11	3 II 1.6 MZR CD	Y601, LF17	12/08 → 05/13			
DAILY IV 70C17, 70C17 /P	F1CE3481C	07/07 → 08/11	3 II 2.0 MZR	LF17, LF-5H	01/09 → 09/14			
DAILY 2.3	F1AE0481H	09/09 → 08/11	3 II 2.0 MZR DISI	LF-5H, R2AA	12/08 → 05/13			
DAILY 3.0	F1CE0441A, F1CE0481H	06/06 → 08/11	3 II 2.2 MZR CD	R2AA, L3KG	01/09 → 09/14			
DAILY 3.0 CNG	F1CE0441CNG	06/06 → 08/11	3 II 2.3 MPS Turbo	L3KG, P5-VPS	06/09 → 09/14			
JAGUAR			3 II 2.5	L5-VE	03/09 → 09/14			
F-PACE 2.0 AWD	PT204, 204DTD	02/17 →	5 I 1.8	L823	02/05 → 05/10			
F-PACE 2.0 D	204DTD, 204DTA	09/15 →	5 I 2.0	LFD7, Y650	02/05 → 05/10			
F-PACE 2.0 D AWD	204DTA, 508PS	09/15 →	5 I 2.0 CD	RF7J	02/05 → 05/10			
F-PACE 3.0 AWD	306PS	09/15 →	5 I 2.0 MZR	LF5	09/07 →			
F-PACE 3.0 D AWD	306DT	09/15 →	5 I 2.0 MZR-CD	RF	09/07 →			
F-PACE 5.0 SVR AWD	508PS	08/18 →	5 II 1.6 CD	Y650, LF-5W	09/10 →			
F-TYPE 2.0 i4	PT204	07/17 →	5 II 1.8 MZR	L850	09/10 →			
F-TYPE 3.0	306PS	10/12 →	5 II 2.0	LF-5W, L813	09/10 →			
F-TYPE 3.0 S	306PS	10/12 →	6 II 1.8 MZR	L813, LF17	08/07 → 07/13			
F-TYPE 3.0 S AWD	306PS	12/14 →	6 II 2.0 MZR	LF17, R2AA	08/07 → 07/13			
F-TYPE 400	306PS	11/16 →	6 II 2.0 MZR-CD	RF7J	08/07 → 12/10			
			6 II 2.2 D	R2AA, R2AA	01/10 → 07/13			
			6 II 2.2 MZR-CD	R2AA, L501	08/08 → 07/13			
			6 II 2.5 MZR	L501, PE-VPR	08/07 → 07/13			
			6 III 2.0	PE-VPR, SH-VPTR	12/12 →			
			6 III 2.2 D	SH-VPTR, SHY4	12/12 →			

7.1247



3

BRAKE/CLUTCH PEDAL SWITCHES

Adatt./Suitable:

ABARTH

50512681

ALFA ROMEO

50512681

50520116

53378929

CHRYSLER

50512681

CITROËN

16 086 812 80

4534 72

FIAT

50512681

50520116

53378929

FORD

1 820 183

6W83-13480-AB

7E5T-9G854-AA

C551-13480-AA

GENERAL MOTORS

95 509 636

IVECO

5801366985

JAGUAR

C2P 14525

C2P 3763

JEEP

50512681

LANCIA

50512681

LAND ROVER

LR047598

XKB500030

XKB500110

OPEL

12 40 755

95509636

PEUGEOT

16 086 812 80

4534 72

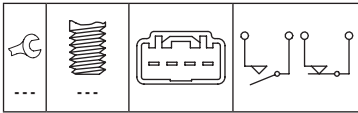
VAUXHALL

95509636

* Not for sale in Germany

- Non vendibile in Germania
- Pas à vendre en Allemagne
- Nicht zum Verkauf in Deutschland
- No para la venta en Alemania

MARKET DIFFUSION: HIGH



ABARTH

500 1.4	312A1.000, 312A1.000	08/08 →
500 MY12 1.4	--	01/12 →
500C / 595C 1.4	312A1.000, 199A8.000	09/09 →
GRANDE PUNTO 1.4	199A8.000, 199A8.000	12/07 → 12/12
PUNTO 1.4	199A8.000, 955A8.000	03/12 →
PUNTO EVO 1.4	955A8.000, 844A2.000	07/08 → 02/12

ALFA ROMEO

159 1.8 MPI	939A4.000	06/05 → 11/11
159 1.8 Tbi	939B1.000	05/09 → 12/12
159 1.9 JTD 8V	939A1.000	09/05 → 11/11
159 2.0 JTD	844A2.000, 939A3.000	05/09 → 11/11
159 2.2 JTS	939A5.000	09/05 → 11/11
159 2.4 JTD	939A3.000, 198A4.000	09/05 → 12/12
159 2.4 JTD Q4	939A9.000	05/07 → 11/11
159 3.2 JTS	939A.000	01/08 → 11/11
159 3.2 JTS Q4	939A.000	12/05 → 11/11
159 MY2011 1.9 8V JTD	--	01/10 →
159 MY2011 2.0 JTD	--	01/10 →
159 MY2011 2.2 JTS	--	01/10 →
159 MY2011 2.4 JTD	--	01/10 →
159 MY2011 3.2 JTS	--	01/10 →
4C 1.8	960A1.000	03/13 →
GIULIETTA II 1.4	198A4.000, 198A4.000	04/11 →
GIULIETTA II 1.4 BiFuel	198A4.000	12/11 →
GIULIETTA II 1.4 TB	198A4.000, 940A3.000	04/10 →
GIULIETTA II 1.6 JTD	940A3.000, 940A1.000	04/10 →
GIULIETTA II 1.8	940A1.000	04/11 → 02/16
GIULIETTA II 1.8 Tbi	940A1.000, 940A4.000	04/10 →
GIULIETTA II 2.0 JTD	940A4.000, 199B6.000	04/10 →
MITO 0.9	199B6.000	12/13 →
MITO 0.9 TwinAir	199B6.000, 199A3.000	07/11 →
MITO 1.3 JTD	199B4.000	01/11 →

ALFA ROMEO

MITO 1.3 MultiJet	199A3.000, 199A6.000	09/08 →
MITO 1.4	199A6.000, 198A4.000	08/08 →
MITO 1.4 BiFuel	198A4.000, 940A2.000	07/11 →
MITO 1.4 MultiAir	940A2.000, 198A1.000	09/09 →
MITO 1.4 TB	955B1.000	12/13 →
MITO 1.4 TJet	198A1.000, 955A2.000	08/08 →
MITO 1.4 Turbo MultiAir	955A2.000, 198A2.000	10/09 →
MITO 1.6 JTD	198A2.000, 939A3.000	08/08 →
SPIDER III 1.8 Tbi	939B1.000	05/09 → 03/11
SPIDER III 2.0 JTD	844A2.000	04/09 → 06/10
SPIDER III 2.4 JTD	939A3.000, 4HH(P22DTE)	04/07 → 06/10
SPIDER III 3.2 JTS	939A.000	03/08 → 03/11
SPIDER III 3.2 JTS Q4	939A.000	03/06 → 03/11

CHRYSLER

DELTA 1.4	198A4.000	08/11 →
DELTA 1.4 16V	198A7.000	08/11 →
DELTA 1.6 D MultiJet	844A3000	08/11 →
DELTA 2.0 D MultiJet	198A5.000	08/11 →
YPSILON 0.9 Twinair	312A2.000	05/11 →
YPSILON 1.2	169A4.000	05/11 →
YPSILON 1.3 MultiJet	199B1.000	05/11 →

CITROËN

JUMPER III 2.0 BlueHdi 110	AHM(DW10FUE)	04/16 →
JUMPER III 2.0 BlueHdi 130	AHN(DW10FUD)	07/15 →
JUMPER III 2.0 BlueHdi 130 4x4	AHN(DW10FUD)	04/16 →
JUMPER III 2.0 BlueHdi 160	AHP(DW10FUC)	07/15 →
JUMPER III 2.0 BlueHdi 160 4x4	AHP(DW10FUC)	04/16 →
JUMPER III 2.2 Hdi 100	4HV(P22DTE)	04/06 →
JUMPER III 2.2 Hdi 110	4HG(P22DTE)	07/11 →
JUMPER III 2.2 Hdi 120	4HU(P22DTE)	04/06 →
JUMPER III 2.2 Hdi 130	4HH(P22DTE), F300FAP	04/06 →
JUMPER III 2.2 Hdi 150	4HJ(P22DTE)	07/11 →
JUMPER III 3.0 Hdi 145	F300FAP, F30DTFAP	07/10 →
JUMPER III 3.0 Hdi 155	F30DTFAP, F30DTFAP	07/10 →
JUMPER III 3.0 Hdi 160	F30DTFAP, F13DTE6	09/06 →
NEMO 1.3 BlueHdi 80	F13DTE6, F13DTE5	02/16 →
NEMO 1.3 Hdi 75	F13DTE5, F13DTE6	10/10 →
NEMO 1.3 Hdi 80	F13DTE6, TU3AE5	10/15 →
NEMO 1.4	TU3AE5, 199B6.000	02/08 →
NEMO 1.4 Hdi	DV4TED	02/08 →

FIAT

500 0.9	199B6.000, 199B1.000	09/12 →
500 1.3 D MultiJet	199B1.000, 199B6.000	12/09 →
500 1.4	169A3.000	10/07 →
500 1.4 [CHN]	--	01/10 →
500 1.4 [USA]	--	01/10 →
500 C 0.9	199B6.000, 199B1.000	09/12 →
500 C 1.3 D MultiJet	199B1.000, 199B6000CNG	09/09 →
500 C 1.4	EAB	09/11 →
500 MY12 0.9	--	01/12 →
500 MY12 1.2	--	01/12 →
500 MY12 1.3 JTD	--	01/12 →
500 MY12 1.4	--	01/12 →
500 MY15 0.9	--	01/15 →
500 MY15 1.2	--	01/15 →
500 MY15 1.2 LPG	--	01/15 →
500 MY15 1.3 JTD	--	01/15 →
500 MY15 1.4	--	01/15 →
500L 0.9	199B6.000	09/12 →
500L 0.9 Natural Power	199B6000CNG, 199B4.000	03/13 →
500L 1.3 D MultiJet	199B4.000, 843A1.000	09/12 →
500L 1.4	843A1.000, 199B5.000	09/12 →
500L 1.4 [CAN]	--	01/13 →
500L 1.4 LPG	940B7.000	02/14 →
500L 1.6 D MultiJet	199B5.000, 55263842	09/12 →
500X 1.0	55282151	09/18 →
500X 1.3	55282328	09/18 →
500X 1.4	55266963	06/15 →
500X 1.4 4x4	55263624	09/14 →
500X 1.4 LPG	55277701	02/15 →
500X 1.6	55263842, 55263087	03/17 →
500X 1.6 D MultiJet	55260384	09/14 →
500X 2.0 4x4	--	09/15 →
500X 2.0 D MultiJet 4x4	55263087, --	09/14 →
500X 2.4 4x4	--	05/15 →
BRAVO II 1.4 16V	--	03/08 →
BRAVO II 1.4 LPG	--	01/10 →
BRAVO II 1.4 T-Jet	--, 939A1.000	09/07 →
BRAVO II 1.6 D MultiJet	--	03/08 →
BRAVO II 1.9 D MultiJet 8V	--	01/10 →
BRAVO II 1.9 D MultiJet 16V	--	01/10 →
BRAVO II 2.0 D MultiJet	--	09/08 →
CROMA II 1.8 16V	939A4.000	12/05 →
CROMA II 1.9 D MultiJet	939A1.000, 199A3.000	06/05 →

FIAT

CROMA II 2.2 16V	194A1.000	06/05 →
CROMA II 2.4 D MultiJet	939A3.000	06/05 →
DOBLO I 1.3 JTD MultiJet	199A3.000, 198A3.000	02/10 →
DOBLO I 1.4	843A1.000	02/10 →
DOBLO I 1.6 JTD MultiJet/ MultiJet	198A3.000, 199A3.000	02/10 →
DOBLO I 2.0 JTD MultiJet	263A1.000	02/10 →
DOBLO II 1.3 D MultiJet	199A3.000, 198A4.000	02/10 →
DOBLO II 1.4	198A4.000, 198A4.000	02/10 →
DOBLO II 1.4 Natural Power	198A4.000, 198A3.000	02/10 →
DOBLO II 1.6 D MultiJet	198A3.000, F1AE3481G	02/10 →
DOBLO II 2.0 D MultiJet	263A1.000	01/10 →
DUCATO III 110 MultiJet 2,3 D	F1AE3481G, 250A1.000	08/06 →
DUCATO III 115 MultiJet 2,0 D	250A1.000, F1AE0481N	06/11 →
DUCATO III 120 MultiJet 2,3 D	FPT	07/06 →
DUCATO III 120 MultiJet 2,3 D 4x4	F1AE0481D	03/10 →
DUCATO III 130 MultiJet 2,3 D	F1AE0481N, F1CE0441A	07/06 →
DUCATO III 140 Natural Power	F1CE0441A, F1AE3481E	04/09 →
DUCATO III 150 MultiJet 2,3 D	F1AE3481E, F1CE0481D	06/11 →
DUCATO III 160 MultiJet 3,0 D	F1CE0481D, 199B1.000	07/06 →
DUCATO III 180 MultiJet 2,3 D	F1AGL411B	12/15 →
DUCATO III 180 MultiJet 3,0 D	F1CE3481E	06/11 →
DUCATO III 2.0	--	01/14 →
DUCATO III 2.3	--	01/14 →
DUCATO III 2.3 MultiJet	F1AE0481N	12/09 → 07/14
DUCATO III 3.0	--	01/14 →
FIORINO III 1.3 D MultiJet	199B1.000, 350A1.000	11/07 →
FIORINO III 1.4	350A1.000	10/09 →
FIORINO III 1.4 Natural Power	350A1.000, 199A2.000	06/08 →
GRANDE PUNTO 1.3 JTD MultiJet	199A2.000, 312A2.000	02/06 → 06/13
GRANDE PUNTO 1.4	350A1.000	02/06 → 06/13
GRANDE PUNTO 1.4 LPG	350A1.000	10/05 → 12/12
GRANDE PUNTO 1.4 Natural Power	350A1000CNG	03/09 → 12/12
GRANDE PUNTO 1.6 MultiJet	955A3.000	01/08 → 12/09
GRANDE PUNTO 1.9 JTD	939A7.000	02/06 → 12/12
LINEA 1.6 D MultiJet	198A3.000	06/09 →
LINEA 1.8 Flex	370A0.011	09/10 →
OTTIMO 1.4 T-Jet [CHN]	--	01/14 →
PANDA II 1.2 Natural Power	188A4000CNG	01/07 → 11/09
PANDA III 0.9	312A2.000, 312A2.000	02/12 →
PANDA III 0.9 4x4	312A2.000, 312A2.000	09/12 →
PANDA III 0.9 Natural Power	312A2.000, 199A1.000	07/12 →
PANDA III 1.2	169A4.000	02/12 →
PANDA III 1.2 LPG	169A4.000	06/12 →
PANDA III 1.3 D MultiJet	199A1.000, 199A1.000	02/12 →
PANDA III 1.3 D MultiJet 4x4	199A1.000, 199A3.000	06/12 →
PANDA 1.3 JTD MultiJet	169A5.000	01/12 → 08/13
PANDA 1.4 Natural Power	350A1000CNG	01/12 → 12/12
PRATICO 1.3 JTD MultiJet	199A3.000, 169A4.000	02/10 →
PRATICO 1.6 JTD MultiJet	198A3.000	02/10 →
PRATICO 2.0 JTD MultiJet	263A1.000	02/10 →
PUNTO III / GRANDE PUNTO 1.2	169A4.000, 199A2.000	10/05 →
PUNTO III / GRANDE PUNTO 1.2 Actual	--	09/09 →
PUNTO III / GRANDE PUNTO 1.2 LPG	199A4.000	07/08 →
PUNTO III / GRANDE PUNTO 1.3 D MultiJet	199A2.000, 350A1.000	10/05 →
PUNTO III / GRANDE PUNTO 1.3 JTD	--	01/08 → 09/09
PUNTO III / GRANDE PUNTO 1.3 JTD Actual	--	09/09 →
PUNTO III / GRANDE PUNTO 1.4	350A1.000	06/05 → 12/15
PUNTO III / GRANDE PUNTO 1.4 16V	199A6.000	10/05 →
PUNTO III / GRANDE PUNTO 1.4 Actual	--	09/09 →
PUNTO III / GRANDE PUNTO 1.4 Natural Power	350A1.000, 199A5.000	07/08 →
PUNTO III / GRANDE PUNTO 1.4 T-Jet	198A4.000	09/07 →
PUNTO III / GRANDE PUNTO 1.9 D MultiJet	199A5.000, 199B6.000	10/05 →
PUNTO III EVO 1.2	169A4.000, 199A2.000	10/09 → 02/12
PUNTO III EVO 1.3 D MultiJet	199A2.000, 199A7.000	07/08 →
PUNTO III EVO 1.4	199A7.000, 955A2.000	03/09 →
PUNTO III EVO 1.4 16V	955A2.000, 350A1.000	10/09 → 02/12
PUNTO III EVO 1.4 LPG	350A1.000	06/09 → 02/12
PUNTO III EVO 1.4 Natural Power	350A1.000, 199B1.000	10/09 → 02/12
PUNTO III EVO 1.6 D MultiJet	955A3.000	10/09 → 02/12
PUNTO III 0.9	199B6.000, 169A4.000	07/13 →
PUNTO III 0.9 BiFuel	312A2.000	03/12 →</

FIAT			
PUNTO III 1.2	169A4.000, 199A2.000	03/12 →	
PUNTO III 1.3 D Multijet	199A2.000, 199A7.000	04/08 →	
PUNTO III 1.3 JTD Multijet	955B2.000	05/18 →	
PUNTO III 1.4	199A7.000, 350A1.000	04/08 →	
PUNTO III 1.4 Bifuel	350A1.000	03/12 →	
PUNTO III 1.4 LPG	350A1.000	03/09 →	
PUNTO III 1.4 Multi Air	955A6.000	03/12 →	
PUNTO III 1.4 Natural Power	350A1.000, 169A4.000	03/09 →	
PUNTO III 1.4 Turbo Multi Air	955A2.000	03/12 →	
PUNTO 1.4	350A1.000	03/12 →	
PUNTO 1.4 LPG	350A1.000	03/09 →	02/12
PUNTO 1.4 Natural Power	350A1000CNG	03/09 →	02/12
QUBO 1.4	350A1.000	10/09 →	
QUBO 1.4 Natural Power	350A1.000	10/09 →	
TIPO II 1.3 D	199B1.000, 843A1.000	10/15 →	
TIPO II 1.4	843A1.000, 55260384	10/15 →	
TIPO II 1.4 LPG	940B7.000	05/16 →	
TIPO II 1.6	55268036	10/15 →	
TIPO II 1.6 D	55260384, FP4	10/15 →	
VIAGGIO 1.4 Fire T-Jet	--	01/12 →	

FORD			
KA II 1.2	FP4, BAAA	10/08 →	
KA II 1.3 TDCi	BAAA, 8140.43B	10/08 →	

IVECO			
DAILY II 2.8 CNG	814903CNG	05/99 →	07/07
DAILY II 29 L 10	F1AE0481A	09/02 →	04/06
DAILY II 29 L 10 V	F1AE0481A	09/02 →	07/07
DAILY II 29 L 11	8140.43B, 8140.43B	05/99 →	04/06
DAILY II 29 L 11 V	8140.43B, 8140.43R	05/99 →	07/07
DAILY II 29 L 12	F1AE0481B	09/02 →	04/06
DAILY II 29 L 12 V	F1AE0481B	09/02 →	07/07
DAILY II 29 L 13	8140.43S	05/01 →	07/07
DAILY II 29 L 14	F1AE0481M	01/05 →	04/06
DAILY II 29 L 9	8140.43R, 8140.43R	11/01 →	04/06
DAILY II 29 L 9 V	8140.43R, F1CE0481A	11/01 →	07/07
DAILY II 35 C 10 V, 35 S 10 V	F1AE0481A	09/02 →	04/06
DAILY II 35 C 12, 35 S 12	F1AE0481B	09/02 →	04/06
DAILY II 35 C 12 V, 35 S 12 V	F1AE0481B	09/02 →	07/07
DAILY II 35 C 14	F1CE0481A, 8140.43B	09/04 →	04/06
DAILY II 35 C 14, 35 S 14	F1AE0481M	01/05 →	04/06
DAILY II 35 C 15	8140.43N	11/01 →	04/06
DAILY II 35 C 17, 35 S 17	F1CE0481B	01/05 →	04/06
DAILY II 35 C 9, 35 S 9	8140.43R	11/01 →	04/06
DAILY II 35 S 10	F1AE0481A	09/02 →	07/07
DAILY II 35 S 11 V, 35 C 11 V	8140.43B, 8140.43B	05/99 →	07/07
DAILY II 35 S 11, 35 C 11	8140.43B, 8140.43B	05/99 →	04/06
DAILY II 35 S 13 V, 35 C 13 V	8140.43S	05/99 →	07/07
DAILY II 35 S 13, 35 C 13	8140.43S	05/99 →	04/06
DAILY II 35 S 15 V, 35 C 15 V	8140.43N	11/02 →	07/07
DAILY II 35 S 9 V	8140.43R	11/01 →	04/06
DAILY II 35 S 9 V, 35 C 9 V	8140.63	05/99 →	07/07
DAILY II 35 S 9, 35 C 9	8140.63	05/99 →	04/06
DAILY II 40 C 10	F1AE0481A	09/02 →	04/06
DAILY II 40 C 13	8140.43S	05/99 →	04/06
DAILY II 40 C 14	F1CE0481A	09/04 →	04/06
DAILY II 40 C 15	8140.43N	11/01 →	04/06
DAILY II 40 C 17, 40 S 17	F1CE0481B	01/05 →	04/06
DAILY II 45 C 14	F1CE0481A	07/99 →	04/06
DAILY II 50 C 11	8140.43B, F1CE0481A	05/99 →	07/07
DAILY II 50 C 11 Natural Power	814903CNG	05/99 →	04/06
DAILY II 50 C 13	8140.43S	05/99 →	07/07
DAILY II 50 C 14	F1CE0481A, F1CE0481A	09/04 →	04/06
DAILY II 50 C 15	8140.43N	01/01 →	04/06
DAILY II 50 C 17	F1CE0481B	09/04 →	04/06
DAILY II 65 C 13	8140.43.K	07/99 →	04/06
DAILY II 65 C 14	F1CE0481A, F1CE0481A	09/04 →	04/06
DAILY II 65 C 15	8140.43N	11/01 →	04/06
DAILY II 65 C 17	F1CE0481B	09/04 →	04/06
DAILY III 35 S 12, 35 C 12, 40 C 12	F1AE0481B	01/03 →	05/06
DAILY III 35 S 13, 40 C 13, 50 C 13	8140.43S	05/99 →	05/06
DAILY III 35 S 14, 50 C 14	F1CE0481A, F1CE3481B	01/04 →	05/06
DAILY III 40 C 11, 50 C 11	8140.43C	05/99 →	05/06
DAILY III 40 C 15, 50 C 15	8140.43N	05/99 →	05/06
DAILY III 40 C 17, 50 C 17	F1CE0481B	01/04 →	05/06
DAILY III 50 C 11 Natural Power	814903CNG	05/02 →	05/06
DAILY IV 26L11, 26L11D, 35C11D, 35S11, 40C11	F1AE3481A	09/11 →	02/14
DAILY IV 29L10	F1AE0481F	05/06 →	08/11
DAILY IV 29L10 V	F1AE0481F	05/06 →	08/11
DAILY IV 29L11 V, 35C11 V, 35S11 V, 40C11 V	F1AE3481A	09/11 →	02/14
DAILY IV 29L12	F1AE0481G	05/06 →	08/11
DAILY IV 29L12 V, 29L12 V/P	F1AE0481G	05/06 →	08/11
DAILY IV 29L13 V, 35C13 V, 35S13 V, 40C13 V, 40S13 V	F1AE3481B	09/11 →	02/14

IVECO			
DAILY IV 29L13, 29L13D, 35C13D, 40C13	F1AE3481B	09/11 →	02/14
DAILY IV 29L14	F1AE0481H	05/06 →	08/11
DAILY IV 29L14 C, 29L14 C/P, 29L14 V, 29L14 V/P	F1AE0481H	05/06 →	08/11
DAILY IV 29L15 V, 35C15L V, 40C15L V, 50C15L V	F1AE3481C	09/11 →	02/14
DAILY IV 29L15 V, 35S15 V, 35C15L V, 40C15L V, 50C15L V	F1AE3481C	09/11 →	02/14
DAILY IV 35C10 K	F1AE0481F	05/06 →	08/11
DAILY IV 35C10, 35S10	F1AE0481F	05/06 →	08/11
DAILY IV 35C11 K, 35C11 DK, 35S11 K, 35S11 DK	F1AE0481F	07/07 →	08/11
DAILY IV 35C11 V, 35S11 V	F1AE0481F	07/07 →	08/11
DAILY IV 35C11, 35S11, 35S11 D, 35S11/P	F1AE0481F	07/07 →	08/11
DAILY IV 35C11K, 35S11DKP	F1AE3481A	09/11 →	02/14
DAILY IV 35C12	F1AE0481G	05/06 →	08/11
DAILY IV 35C12 V, 35C12 V/P, 35S12 V, 35S12 V/P	F1AE0481G	05/06 →	08/11
DAILY IV 35C12, 35S12	F1AE0481G	05/06 →	08/11
DAILY IV 35C13 K, 35C13 DK, 35S13 K, 35S13 DK	F1AE0481V	07/07 →	08/11
DAILY IV 35C13 V, 35C13 V/P, 35S13 V, 35S13 V/P	F1AE0481V	07/07 →	08/11
DAILY IV 35C13, 35C13/P, 35S13 D, 35S13, 35S13/P	F1AE0481V	07/07 →	08/11
DAILY IV 35C13K, 35C13DKP	F1AE3481B	09/11 →	02/14
DAILY IV 35C14 G, 35C14 G/P, 35S14 G, 35S14 G/P, 35C14 GD,...	F1CE0441CNG	07/07 →	08/11
DAILY IV 35C14 GV, 35C14 GV/P, 35S14 GV, 35S14 GV/P	F1CE0441CNG	07/07 →	08/11
DAILY IV 35C14 K, 35C14 DK, 35S14 K, 35S14 DK	F1CE3481L	07/07 →	08/11
DAILY IV 35C14 V, 35C14 V/P, 35S14 V, 35S14 V/P	F1CE3481L	07/07 →	08/11
DAILY IV 35C14, 35C14/P, 35S14, 35S14/P, 35S14 D, 35S14 D/P	F1CE3481L	07/07 →	08/11
DAILY IV 35C14, 35S14, 35S14/P	F1AE0481H	05/06 →	08/11
DAILY IV 35C15	F1CE0481F	05/06 →	08/11
DAILY IV 35C15 V, 35C15 V/P	F1CE0481F	05/06 →	08/11
DAILY IV 35C15 V, 40C15 V, 50C15 V, 60C15 V	F1CE3481B, F1CE3481B	09/11 →	02/14
DAILY IV 35C15, 35C15D, 35S15, 40C15, 45C15, 50C15, 60C15, 70C15	F1CE3481B	09/11 →	02/14
DAILY IV 35C15K, 35S15DKP, 50C15K, 60C15K, 65C15DK, 70C15K	F1CE3481B	09/11 →	02/14
DAILY IV 35C17 K, 35C17 DK, 35S17 K, 35S17 DK	F1CE3481C	07/07 →	08/11
DAILY IV 35C17 V, 35C17 V/P, 35S17 V, 35S17 V/P	F1CE3481C	07/07 →	08/11
DAILY IV 35C17 V, 35S17 V, 40C17 V, 45C17 V, 50C17 V, 60C17 V	F1CE3481C	09/11 →	02/14
DAILY IV 35C17, 35C17/P, 35S17/P, 35S17/D	F1CE3481C	07/07 →	08/11
DAILY IV 35C17, 35C17D, 35S17, 40C17, 45C17, 50C17, 60C17, 70C17	F1CE3481C	09/11 →	02/14
DAILY IV 35C17K, 35S17DKP, 50C17K, 65C17DK 70C17K	F1CE3481C, F1CE0481H	09/11 →	02/14
DAILY IV 35C18	F1CE0481H	05/06 →	08/11
DAILY IV 35C18 V, 35C18 V/P, 35S18 V, 35S18 V/P	F1CE0481H, F1CE0481H	05/06 →	08/11
DAILY IV 35C18, 35S18	F1CE0481H, F1CE0481H	05/06 →	08/11
DAILY IV 35C21 V, 35S21 V, 40C21 V, 45C21 V, 50C21 V	F1CE3481D	09/11 →	02/14
DAILY IV 35C21, 35S21, 40C21, 45C21, 50C21, 60C21, 70C21	F1CE3481D	09/11 →	02/14
DAILY IV 35S14 C, 35S14 C/P, 35S14 V, 35S14 V/P, 35C14 V,...	F1AE0481H	05/06 →	08/11
DAILY IV 35S14 K, 35S14 DK	F1AE0481H	07/07 →	08/11
DAILY IV 35S14, 35S14/P	F1AE0481H	05/06 →	08/11
DAILY IV 35S17 W, 35S17 WD	F1CE3481C	07/07 →	08/11
DAILY IV 40C10	F1AE0481F	05/06 →	08/11
DAILY IV 40C10 V	F1AE0481F	05/06 →	08/11
DAILY IV 40C11 V	F1AE0481F	07/07 →	08/11
DAILY IV 40C11, 40C11 D	F1AE0481F	07/07 →	08/11
DAILY IV 40C12	F1AE0481G	05/06 →	08/11
DAILY IV 40C12 V, 40C14 V/P	F1AE0481G	05/06 →	08/11
DAILY IV 40C13 V, 40C13 V/P	F1AE0481V	07/07 →	08/11
DAILY IV 40C13, 40C13/P	F1AE0481V	07/07 →	08/11
DAILY IV 40C14 G, 40C14 G/P	F1CE0441CNG	07/07 →	08/11
DAILY IV 40C14 GV, 40C14 GV/P	F1CE0441CNG	07/07 →	08/11

IVECO			
DAILY IV 40C14 K, 40C14 DK	F1CE3481L	07/07 →	08/11
DAILY IV 40C14 V, 40C14 V/P	F1CE3481L	07/07 →	08/11
DAILY IV 40C14, 40C14/P	F1CE3481L	07/07 →	08/11
DAILY IV 40C15	F1CE0481F	05/06 →	08/11
DAILY IV 40C15 V, 40C15 V/P	F1CE0481F	05/06 →	08/11
DAILY IV 40C17 K, 40C17 DK	F1CE3481C	07/07 →	08/11
DAILY IV 40C17 V, 40C17 V/P	F1CE3481C	07/07 →	08/11
DAILY IV 40C17, 40C17/P	F1CE3481C	07/07 →	08/11
DAILY IV 40C18	F1CE0481H	05/06 →	08/11
DAILY IV 40C18 V, 40C18 V/P	F1CE0481H	05/06 →	08/11
DAILY IV 45C14, 45C14/P	F1CE3481L	07/07 →	08/11
DAILY IV 45C15	F1CE0481F	05/06 →	08/11
DAILY IV 45C15 V	F1CE0481F	05/06 →	08/11
DAILY IV 45C17 V, 45C17 V/P	F1CE3481C	07/07 →	08/11
DAILY IV 45C17, 45C17/P	F1CE3481C	07/07 →	08/11
DAILY IV 45C18	F1CE0481H	05/06 →	08/11
DAILY IV 45C18, 45C18/P, 45C18 D, 45C18 D/P	F1CE0481H	05/06 →	08/11
DAILY IV 50C14 G, 50C14 G/P, 50C14 GD, 50C14 GD/P	F1CE0441CNG	07/07 →	08/11
DAILY IV 50C14 GV, 50C14 GV/P	F1CE0441CNG	07/07 →	08/11
DAILY IV 50C14 K, 50C14 DK	F1CE3481L	07/07 →	08/11
DAILY IV 50C14 V, 50C14 V/P	F1CE3481L	07/07 →	08/11
DAILY IV 50C14, 50C14/P	F1CE3481L	07/07 →	08/11
DAILY IV 50C15	F1CE0481F	05/06 →	08/11
DAILY IV 50C15 V, 50C15 V/P	F1CE0481F	05/06 →	08/11
DAILY IV 50C17 K, 50C17 DK	F1CE3481C	07/07 →	08/11
DAILY IV 50C17 V, 50C17 V/P	F1CE3481C	07/07 →	08/11
DAILY IV 50C17, 50C17/P	F1CE3481C	07/07 →	08/11
DAILY IV 50C18	F1CE0481H	05/06 →	08/11
DAILY IV 50C18 V, 50C18 V/P	F1CE0481H, F1CE0481H	05/06 →	08/11
DAILY IV 55C17	F1CE3481C	08/07 →	03/12
DAILY IV 55S17 W, 55S17 WD	F1CE3481C	07/07 →	08/11
DAILY IV 55S18W	F1CE0481H	06/06 →	08/11
DAILY IV 60C14 K, 60C14 DK	F1CE3481L	07/07 →	08/11
DAILY IV 60C14, 60C14/P	F1CE3481L	07/07 →	08/11
DAILY IV 60C15	F1CE0481F	05/06 →	08/11
DAILY IV 60C15 V	F1CE0481F	05/06 →	08/11
DAILY IV 60C15, 60C15/P, 60C15 D, 60C15 D/P	F1CE0481F	05/06 →	08/11
DAILY IV 60C17 K, 60C17 DK	F1CE3481C	07/07 →	08/11
DAILY IV 60C17 V, 60C17 V/P	F1CE3481C	07/07 →	08/11
DAILY IV 60C17, 60C17/P	F1CE3481C	07/07 →	08/11
DAILY IV 60C18	F1CE0481H	05/06 →	08/11
DAILY IV 65C14 G, 65C14 G/P, 65C14 GD, 65C14 GD/P	F1CE0441CNG	07/07 →	08/11
DAILY IV 65C14 K, 65C14 DK	F1CE3481L	07/07 →	08/11
DAILY IV 65C14 V, 65C14 V/P	F1CE3481L	07/07 →	08/11
DAILY IV 65C14, 65C14/P	F1CE3481L	07/07 →	08/11
DAILY IV 65C15	F1CE0481F	05/06 →	08/11
DAILY IV 65C15, 65C15/P, 65C15 D, 65C15 D/P	F1CE0481F	05/06 →	08/11
DAILY IV 65C17 K, 65C17 DK, 65C17KK	F1CE3481C	07/07 →	08/11
DAILY IV 65C17 V, 65C17 V/P	F1CE3481C	07/07 →	08/11
DAILY IV 65C17, 65C17/P	F1CE3481C	07/07 →	08/11
DAILY IV 65C18	F1CE0481H, F1CE3481J	05/06 →	08/11
DAILY IV 70C14 K, 70C14 DK, 70C14 KK	F1CE3481L	07/07 →	08/11
DAILY IV 70C14 V, 70C14 V/P	F1CE3481L	07/07 →	08/11
DAILY IV 70C14, 70C14/P	F1CE3481L	07/08 →	08/11
DAILY IV 70C15	F1CE0481L	07/07 →	08/11
DAILY IV 70C17 K, 70C17 DK, 70C17 KK	F1CE3481C	07/07 →	08/11
DAILY IV 70C17, 70C17/P	F1CE3481C	07/07 →	08/11
DAILY IV 70C17 V, 70C17 V/P	F1CE3481C	07/07 →	08/11
DAILY IV Natural Power 35S14, 35C14, 40C14, 50C14, 65C14, 70C14,	F1CE0441CNG	09/11 →	02/14
DAILY IV NaturalPower 35S14, 35C14,			

IVECO			
DAILY V 35S15, 35C15, 40C15, 50C15, 65C15, 70C15	F1CE3481J, F1CFL411F	03/14 →	
DAILY V 35S15, 35C15, 40C15, 50C15, 65C15, 70C15, 72C15	F1CGL411A	04/16 →	
DAILY V 35S17, 35C17, 40C17, 45S17, 45C17, 50C17, 55C17, 65C17,...	F1CFL411F	03/14 → 04/16	
DAILY V 35S17, 35C17, 40C17, 50C17, 55C17, 65C17, 70C17	F1CFL411F, F1CFL411W	03/14 → 04/16	
DAILY V 35S17, 55S17 4x4	F1CFL411F	08/15 → 04/16	
DAILY V 35S18, 35C18, 40C18, 50C18	F1CGL411B	04/16 →	
DAILY V 35S18, 35C18, 40C18, 50C18, 65C18, 70C18	F1CGL411B	04/16 →	
DAILY V 35S18, 35C18, 40C18, 50C18, 65C18, 70C18, 72C18	F1CFL411W, F1CFL411W	04/16 →	
DAILY V 35S18, 55S18 4x4	F1CFL411W, F1CFL411G	09/16 →	
DAILY V 35S21, 35C21, 40C21, 50C21, 65C21, 70C21	F1CFL411G, F1CE3481J	03/14 →	
DAILY V 40C15, 50C15, 60C15	F1CE3481J, F1CE3481J	06/14 → 10/16	
DAILY V 40C15, 50C15, 65C15	F1CE3481J, F1CFL411F	03/14 → 04/16	
DAILY V 40C17, 50C17, 60C17	F1CFL411F	06/14 → 10/16	
DAILY V 40C17, 50C17, 65C17	F1CFL411F, F1CE3481J	03/14 → 04/16	
DAILY V 45C/E, 50C/E	ELETTRICO	09/16 →	
DAILY V 50C15	F1CE3481J, PT204	06/14 → 10/16	
DAILY V 50C17	F1CFL411F	06/14 → 10/16	
DAILY V 50C17, 65C17	F1CFL411F	06/14 → 10/16	
DAILY V Natural Power 35S14, 35C14, 40C14, 50C14	F1CFA401A	04/16 →	
DAILY V Natural Power 35S14, 35C14, 40C14, 50C14, 65C14, 70C14	F1CFA401A	03/14 →	
DAILY V Natural Power 35S14, 35C14, 40C14, 50C14, 65C14, 70C14,...	F1CFA401A	03/14 →	
DAILY 2.3	F1AE0481A	07/99 →	
DAILY 2.8	8140.43B, F1CE0441A	07/99 → 12/06	
DAILY 2.8 CNG	814903CNG	07/99 → 12/06	
DAILY 3.0	F1CE0441A, F1CE0441CNG	06/06 →	
DAILY 3.0 CNG	F1CE0441CNG, 8140.43B	06/06 → 02/14	

JAGUAR

E-PACE 2.0 AWD	PT204, 204DTA	09/17 →	
E-PACE 2.0 D	204DTD	09/17 →	
E-PACE 2.0 D AWD	204DTA, 224DT	09/17 →	
XF 2.0	204PT	06/12 → 04/15	
XF 2.2 D	224DT, 306PS	04/11 → 04/15	
XF 2.7 D	AJD	03/08 → 04/15	
XF 3.0	306PS, 306DT	03/08 → 04/15	
XF 3.0 AWD	306PS	10/12 → 04/15	
XF 3.0 D	306DT, SV82G	03/09 → 04/15	
XF 3.0 D AWD	AJV6D	03/12 →	
XF 4.2	SV82G, 508PS	03/08 →	
XF 4.2 Kompressor	SV8TS	03/08 → 04/15	
XF 5.0	508PN	03/09 → 04/15	
XF 5.0 Kompressor	508PS, 306PS	01/09 → 04/15	
XF 5.0 XFR-S	508PS	10/12 → 04/15	
XJ 2.0	204PT	05/12 →	
XJ 3.0	306PS, 306DT	01/11 →	
XJ 3.0 AWD	306PS	10/12 →	
XJ 3.0 D	306DT, 508PS	10/09 →	
XJ 5.0	508PN	08/12 →	
XJ 5.0 R575	508PS	07/17 →	
XJ 5.0 V 8	508PN	10/09 →	
XJ 5.0 V8	508PS, AJ8NG	10/09 →	
XK SERIE 4.2 [ExtraEU]	AJ8N21B	09/06 → 07/14	
XK SERIE 5.0 Supercharged	508PS	01/09 → 03/15	
XK 3.6	AJ8NG, AJ8FT	07/07 → 07/14	
XK 4.2	AJ8T24C	09/07 → 12/09	
XK 4.2 XK8	AJ8FT, AJ8FT	03/06 → 07/14	
XK 4.2 XKR	AJ8FT, 55263624	03/06 → 07/14	
XK 5.0 V8	508PN	01/09 → 07/14	
XK 5.0 XKR	508PS	01/09 → 07/14	
XK 5.0 XKR-S	508PS	01/11 → 07/14	

JEEP

RENEGADE 1.4	55263624, EAM	07/14 →	
RENEGADE 1.4 4x4	EAM, EJM	07/14 →	
RENEGADE 1.6	EJM, EJJ(55260384)	07/14 →	
RENEGADE 1.6 CRD	EJJ(55260384), 55263088	07/14 →	
RENEGADE 2.0 CRD 4x4	55263088, 198A1.000	07/14 →	
RENEGADE 2.4	ED6	09/15 →	
RENEGADE 2.4 4x4	ED6	09/15 →	

LANCIA

DELTA III 1.4	198A1.000, 198A2.000	09/08 → 08/14	
---------------	----------------------	---------------	--

LANCIA

DELTA III 1.4 16V	198A7.000	07/10 → 08/14	
DELTA III 1.4 Bifuel	198A4.000	07/11 → 08/14	
DELTA III 1.6 D Multijet	198A2.000, 844A3.000	09/08 → 08/14	
DELTA III 1.6 JTD Multijet	844A3.000, 198A5.000	09/08 → 12/14	
DELTA III 1.8	939B1.000	01/09 → 08/14	
DELTA III 1.9 D Multijet	844A1.000	01/09 → 08/14	
DELTA III 2.0 D Multijet	198A5.000, 169A4.000	09/08 → 08/14	
YPSILON I 1.2	169A4.000, 312A2.000	10/03 → 12/11	
YPSILON I 1.2 D Multijet	199A2.000	09/06 → 12/11	
YPSILON II 0.9 CNG	312A2.000, 312A2.000	05/11 →	
YPSILON II 0.9 TwinAir	312A2.000, 199B1.000	05/11 →	
YPSILON II 1.2	169A4.000	05/11 →	
YPSILON II 1.2 Bi-fuel	169A4.000	05/11 →	
YPSILON II 1.3 D Multijet	199B1.000, --	05/11 →	

LAND ROVER

DISCOVERY III 2.7 TD 4x4	276DT	07/04 → 09/09	
DISCOVERY III 4.0 4x4	--, 204PT	02/05 → 09/09	
DISCOVERY III 4.0 V6 4x4	406PN	10/04 → 09/09	
DISCOVERY III 4.4 4x4	448PN	07/04 → 09/09	
DISCOVERY IV 2.0 4x4	204PT, 204DTA	11/14 →	
DISCOVERY IV 2.0 D	204DTD	08/15 →	
DISCOVERY IV 2.0 D 4x4	204DTA, 306DT	12/14 →	
DISCOVERY IV 2.2 D 4x4	224DT	09/14 →	
DISCOVERY IV 2.7 TD 4x4	276DT	09/09 →	
DISCOVERY IV 3.0 SDV6 4x4	306DT, 306DT	11/09 →	
DISCOVERY IV 3.0 Supercharged	306PS	08/13 →	
DISCOVERY IV 3.0 TD 4x4	306DT, 204PT	09/09 →	
DISCOVERY IV 4.0 4x4	--	09/09 →	
DISCOVERY IV 5.0 V8 4x4	508PN	09/09 →	
RANGE ROVER IV 2.0 PHEV 4x4	PT204	10/17 →	
RANGE ROVER IV 3.0 4x4	306PS, 306DT	10/13 →	
RANGE ROVER IV 3.0 D 4x4	306DT, 306DT	08/12 →	
RANGE ROVER IV 3.0 D Hybrid 4x4	306DT, 508PN	10/13 →	
RANGE ROVER IV 3.0 TD	306DT	10/12 →	
RANGE ROVER IV 4.4 D V8 4x4	448DT	08/12 →	
RANGE ROVER IV 4.4 TD [ExtraEU]	448DT	08/13 →	
RANGE ROVER IV 5.0 4x4	508PN, 30DDTX	08/12 →	
RANGE ROVER EVOQUE 2.0 [ExtraEU]	204PT	09/11 →	
RANGE ROVER EVOQUE 2.0 -/Si	204PT	06/11 →	
RANGE ROVER EVOQUE 2.0 4x4	204PT, 204DTA	11/15 →	
RANGE ROVER EVOQUE 2.0 D	AJ200D	06/15 →	
RANGE ROVER EVOQUE 2.0 D 4x4	204DTA, 306PS	05/15 →	
RANGE ROVER EVOQUE 2.2 SD4	224DT	06/11 →	
RANGE ROVER EVOQUE 2.2 TD4	224DT	06/11 →	
RANGE ROVER SPORT I 2.7 D 4x4	276DT	02/05 → 03/13	
RANGE ROVER SPORT I 3.0 D 4x4	30DDTX, 368DT	09/09 → 03/13	
RANGE ROVER SPORT I 3.6 D 4x4	368DT, 508PN	04/06 → 03/13	
RANGE ROVER SPORT I 3.6 TDV8	306DT	09/09 →	
RANGE ROVER SPORT I 4.2 4x4	428PS	02/05 → 03/13	
RANGE ROVER SPORT I 4.2 Supercharged	428PT	01/06 → 02/10	
RANGE ROVER SPORT I 4.4 4x4	448PN	02/05 → 03/13	
RANGE ROVER SPORT I 5.0 4x4	508PN, 306PS	04/09 → 03/13	
RANGE ROVER SPORT II 2.0 4x4	PT204	10/17 →	
RANGE ROVER SPORT II 2.0 D 4x4	204DTA	08/16 →	
RANGE ROVER SPORT II 2.0 PHEV 4x4	PT204	10/17 →	
RANGE ROVER SPORT II 3.0 4x4	306PS, 30DDTX	04/13 →	
RANGE ROVER SPORT II 3.0 D 4x4	30DDTX, 306DT	04/13 →	
RANGE ROVER SPORT II 3.0 D Hybrid 4x4	306DT, 508PS	10/13 →	
RANGE ROVER SPORT II 4.4 D 4x4	44DDOR	10/13 →	
RANGE ROVER SPORT II 5.0 4x4	508PS, A13FD	04/13 →	

OPEL

COMBO D 1.3 CDTI	A13FD, A14FC	02/12 →	
COMBO D 1.4	A14FC, A14FC	02/12 →	
COMBO D 1.4 CNG	A14FC, A16FDH	02/12 →	

COMBO D 1.6 CDTI	A16FDH, 199A9.000	02/12 →	
COMBO D 2.0 CDTI	A20FD	02/12 →	

PEUGEOT

BIPPER 1.3 BlueHDi 80	F13DTE6	12/15 →	
BIPPER 1.3 HDi 75	199A9.000, KFV(TU3A)	10/10 →	
BIPPER 1.4	KFV(TU3A), 199A9.000	02/08 →	
BIPPER 1.4 HDi	8HS(DV4TED)	02/08 →	
BIPPER TEPEE 1.3 HDi 75	199A9.000, F13DTE6	10/10 →	
BIPPER TEPEE 1.3 HDi 80	F13DTE6, F1CE0481D(F30DT)	12/15 →	
BIPPER TEPEE 1.4	KFV(TU3A)	04/08 →	
BIPPER TEPEE 1.4 HDi	8HS(DV4TED)	04/08 →	
BOXER II 2.0 BlueHDi 130	AHN(DW10FUD)	07/15 →	
BOXER II 2.0 BlueHDi 160	AHP(DW10FUC)	07/15 →	
BOXER II 2.2 HDi 110	4HG(P22DTE)	03/11 →	
BOXER II 2.2 HDi 130	4HH(P22DTE)	03/11 →	
BOXER II 2.2 HDi 150	4HJ(P22DTE)	03/11 →	
BOXER II 3.0 HDi 175	F1CE0481D(F30DT), A16FDH	03/11 →	

VAUXHALL

COMBO D 1.3 CDTI	A13FD	11/11 →	
COMBO D 1.4	A14FP	11/11 →	
COMBO D 1.4 CNG	A14FC	11/11 →	
COMBO D 1.6 CDTI	A16FDH, 312A1.000	11/11 →	
COMBO D 2.0 CDTI	A20FD	11/11 →	

7.1248

3

BRAKE/CLUTCH PEDAL SWITCHES

Adatt./Suitable:

ABARTH

51831054

FIAT

51831054

FORD

1 549 872

1 560 050

1 594 968

9551-7C534-AB

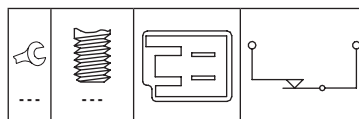
9551-7C534-AC

TRW

TRW1119

TRW246

MARKET DIFFUSION: HIGH



ABARTH

500 1.4	312A1.000, 312A1.000	08/08 →	
500 MY12 1.4	--	01/12 →	
500C / 595C 1.4	312A1.000, 169A3.000	09/09 →	

FIAT

500 1.2	169A4.000	10/07 →	
500 1.3 D Multijet	169A1.000	10/07 →	
500 1.4	169A3.000	10/07 →	
500 C 1.2	169A4.000	09/09 →	
500 C 1.3 D Multijet	169A1.000	09/09 →	
500 C 1.4	169A3.000, 169A4.000	09/09 →	
500 MY12 0.9	--	01/12 →	
500 MY12 1.4	--	01/12 →	
500 MY15 1.4	--	01/15 →	
PANDA I 1.1	187A1.000	09/00 → 02/04	
PANDA I 1.1 AWD	187A1.000	09/00 → 02/04	
PANDA II 1.1	--	09/03 →	
PANDA II 1.2	169A4.000, 169A4.000	09/03 →	
PANDA II 1.2 4x4	169A4.000, 169A4.000	09/04 →	
PANDA II 1.2 Bipower	188A4.000	09/04 → 12/11	
PANDA II 1.2 Bi-Power / Natural Power	--	04/09 →	
PANDA II 1.2 Euro 4	--	04/09 →	
PANDA II 1.2 Euro 5	--	04/09 →	
PANDA II 1.2 LPG	169A4.000, 188A4.000	04/09 →	
PANDA II 1.2 Natural Power	188A4.000, --	01/07 → 12/11	
PANDA II 1.3 D Multijet	--, 169A1.000	09/03 →	
PANDA II 1.3 D Multijet 4x4	169A1.000, 350A1.000	10/04 →	
PANDA II 1.3 JTD Multijet 4x4	169A1.000	09/10 → 08/13	
PANDA II 1.4	--	10/06 →	

FIAT			
PANDA II 1.4 16V	--	01/10	⇨
PANDA II 1.4 Natural Power	350A1.000, FP4	10/09	⇨
PANDA 1.2	169A4.000	01/12	⇨ 08/13
PANDA 1.2 LPG	169A4.000	01/12	⇨ 08/13
FORD			
KA II 1.2	FP4, BAAA	10/08	⇨
KA II 1.3 TDCI	BAAA, F13DTE6	10/08	⇨

7.1249



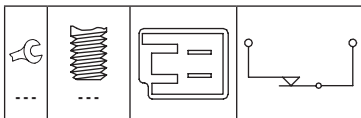
3

BRAKE/CLUTCH PEDAL SWITCHES

Adatt./Suitable:

- CITROËN**
2189 25
- FIAT**
51824727
- PEUGEOT**
2189 25
- TRW**
TRW1127

MARKET DIFFUSION: MEDIUM



CITROËN			
NEMO 1.3 BlueHdi 80	F13DTE6, F13DTE5	02/16	⇨
NEMO 1.3 Hdi 75	F13DTE5, F13DTE6	10/10	⇨
NEMO 1.3 Hdi 80	F13DTE6, KFT(TU3A)	10/15	⇨
NEMO 1.4	KFT(TU3A), 8HS(DV4TED)	02/08	⇨
NEMO 1.4 Hdi	8HS(DV4TED), 199A2.000	02/08	⇨

FIAT			
FIORINO III 1.3 D Multijet	199A2.000, 350A1.000	11/07	⇨
FIORINO III 1.4	350A1.000, 350A1.000	11/07	⇨
FIORINO III 1.4 Natural Power	350A1.000, 199A2.000	06/08	⇨
QUBO 1.3 D Multijet	199A2.000, KFT	02/08	⇨
QUBO 1.4	KFT, 199A9.000	02/08	⇨
QUBO 1.4 Natural Power	350A1.000	10/09	⇨

PEUGEOT			
BIPPER 1.3 BlueHdi 80	F13DTE6	12/15	⇨
BIPPER 1.3 Hdi 75	199A9.000, KFV(TU3A)	10/10	⇨
BIPPER 1.4	KFV(TU3A), 199A9.000	02/08	⇨
BIPPER 1.4 Hdi	8HS(DV4TED)	02/08	⇨
BIPPER TEPEE 1.3 Hdi 75	199A9.000, F13DTE6	10/10	⇨
BIPPER TEPEE 1.3 Hdi 80	F13DTE6, 8140.07.2700	12/15	⇨
BIPPER TEPEE 1.4	KFV(TU3A)	04/08	⇨
BIPPER TEPEE 1.4 Hdi	8HS(DV4TED)	04/08	⇨

7.1250

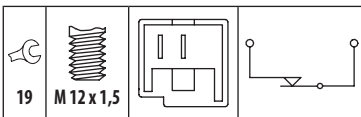


3

BRAKE/CLUTCH PEDAL SWITCHES

Adatt./Suitable:

- FIAT**
4856030
- IVECO**
4856030



IVECO			
DAILY II 30-10	8140.23	01/97	⇨ 05/99

IVECO			
DAILY II 30-10 C	8140.23	01/97	⇨ 05/99
DAILY II 30-8	8140.07.2700, 8140.23	01/89	⇨ 05/99
DAILY II 30-8 V	8140.63	09/98	⇨ 05/99
DAILY II 35-10	8140.23, 8140.43.	01/89	⇨ 05/99
DAILY II 35-10 K	8140.23	01/97	⇨ 05/99
DAILY II 35-12	8140.43., 8140.07.2700	01/90	⇨ 05/99
DAILY II 35-12 K	8140.43.	09/96	⇨ 08/98
DAILY II 35-8	8140.07.2700, F14D3	01/89	⇨ 05/99
DAILY II 35-8 K	8140.63	09/98	⇨ 05/99

7.1251



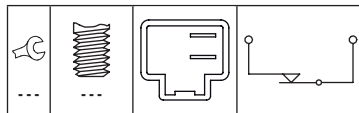
3

BRAKE/CLUTCH PEDAL SWITCHES

Adatt./Suitable:

- CHEVROLET**
95368628
95919314
96436331
96440925
96552789
96874570
 - DAEWOO**
95368628
95919314
96436331
96440925
96552789
96874570
 - GENERAL MOTORS**
95 368 628
96 440 925
96 874 570
- ITEM NOW AVAILABLE FROM PRODUCTION**
- ARTICOLO ORA DISPONIBILE PER LA VENDITA
 - ARTICLE DISPONIBLE EN PRODUCTION COURANTE
 - JETZT ZUM VERKAUF VERFÜGBARER ARTIKEL
 - ARTICULO AHORA DISPONIBLE EN PRODUCCION

MARKET DIFFUSION: MEDIUM



CHEVROLET			
AVEO 1.4	F14D3, B12D1	05/03	⇨
AVEO 1.2	B12D1, B12D1	01/04	⇨
AVEO 1.2 LPG	B12D1, F14D3	04/08	⇨
AVEO 1.4	F14D3, F15S3	05/03	⇨
AVEO 1.4 16V	F14D3	03/05	⇨ 05/08
AVEO 1.4 CNG	L95	01/10	⇨
AVEO 1.5	F15S3, A16DMS	05/05	⇨
AVEO 1.6	A16DMS, C20SED	09/03	⇨
EPICA 2.0	C20SED, T20SED	01/05	⇨ 12/06
EVANDA 2.0	T20SED, F18D2	03/05	⇨
LACETTI 1.4	F14D3	03/05	⇨
LACETTI 1.4 16V	F14D3	03/05	⇨
LACETTI 1.4 BiFuel	F14D3	01/05	⇨ 12/12
LACETTI 1.6	F16D3	03/05	⇨
LACETTI 1.6 BiFuel	F16D3	06/09	⇨ 12/10
LACETTI 1.6 LPG	F16D3	06/09	⇨ 12/11
LACETTI 1.8	F18D2, A08S	05/03	⇨
MATIZ 0.8	A08S, A08S	03/05	⇨ 12/13
MATIZ 0.8 LPG	A08S, B10S	03/05	⇨
MATIZ 1.0	B10S, F14D3	03/05	⇨
MATIZ 1.0 LPG	B10S1	03/05	⇨
NUBIRA 1.4	F14D3, F16D3	01/05	⇨ 12/08
NUBIRA 1.6	F16D3, F18D3	03/05	⇨
NUBIRA 1.6 LPG	F16D3	03/05	⇨ 12/10
NUBIRA 1.8	F18D3, F16D3	03/05	⇨ 12/11
OPTRA 1.4 16V	F14D3	03/05	⇨
OPTRA 1.6	F16D3, F18D3	08/03	⇨ 12/08
OPTRA 1.6 SRV	F16D3	06/06	⇨
OPTRA 1.8	F18D3, A16DMS	08/03	⇨
OPTRA 1.8 SRV	T18SED	06/06	⇨
OPTRA 2.0	U20SED	06/99	⇨
REZZO 1.6	A16DMS, T20SED	03/05	⇨
REZZO 2.0	T20SED, B10S	03/05	⇨
SPARK II 0.8	F8CV	05/05	⇨
SPARK II 1.0 LPG	B10S	05/05	⇨
SPARK II 1.0 SX	B10S, LMU	05/05	⇨
SPARK III 1.0 LPG	LMT	03/10	⇨
SPARK III 1.2	LMU, B12S1	03/10	⇨
SPARK III 1.2 LPG	LMU	03/10	⇨
TACUMA 1.6	A16DMS	02/05	⇨
TACUMA 2.0	X20SED	02/05	⇨

DAEWOO			
AVEO 1.2	B12S3	05/03	⇨ 12/04
AVEO 1.4	F14D3	05/03	⇨ 12/04
EVANDA 2.0	L88	08/02	⇨
KALOS 1.2	B12S1, F14D3	04/03	⇨
KALOS 1.4	F14S3	09/02	⇨
LACETTI 1.4	F14D3, 266960NGT	06/02	⇨
LACETTI 1.6	A16DMS	06/99	⇨
LACETTI 1.8	T18SED	02/04	⇨
MATIZ 0.8	F8CV	01/05	⇨ 06/10
NUBIRA II 1.4	F14D3	10/03	⇨ 12/04
NUBIRA II 1.6	F16D3	07/03	⇨
NUBIRA II 1.8	T18SED	07/03	⇨
REZZO 2.0	T20SED	09/00	⇨
TACUMA 1.6	A16DMS	09/00	⇨ 01/05
TACUMA 2.0	X20SED	09/00	⇨ 01/05

7.1252



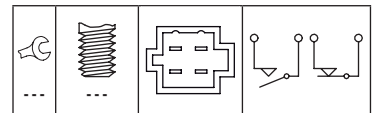

3

BRAKE/CLUTCH PEDAL SWITCHES

Adatt./Suitable:

- MERCEDES-BENZ**
A 001 545 44 09
A 001 545 67 09
A 001 545 96 09
- VW**
2E0 945 515 A
2E0 945 515 B

MARKET DIFFUSION: HIGH



MERCEDES-BENZ			
B-SERIES B150 BlueEFFICIENCY	M266.920	01/09	⇨ 11/11
CLASSE A II A 150	M266.920	09/04	⇨ 06/12
CLASSE A II A 160	M266.920	04/09	⇨ 06/12
CLASSE A II A 160 CDI	OM640.942	09/04	⇨ 06/12
CLASSE A II A 170	M266.940	09/04	⇨ 06/12
CLASSE A II A 180	M266.940	04/09	⇨ 06/12
CLASSE A II A 180 CDI	OM640.940	09/04	⇨ 06/12
CLASSE A II A 200	M266.960	09/04	⇨ 06/12
CLASSE A II A 200 CDI	OM640.941	09/04	⇨ 06/12
CLASSE A II A 200 TURBO	M266.980	09/05	⇨ 06/12
CLASSE A II E-CELL	EM780.992	12/10	⇨ 06/12
CLASSE B I B 150	M266.920	03/05	⇨ 11/11
CLASSE B I B 160	M266.920	04/09	⇨ 11/11
CLASSE B I B 170	M266.940	03/05	⇨ 11/11
CLASSE B I B 170 NGT	266960NGT, 266960NGT	04/08	⇨ 11/11
CLASSE B I B 180	M266.940	04/09	⇨ 11/11
CLASSE B I B 180 CDI	OM640.940	03/05	⇨ 11/11
CLASSE B I B 180 NGT	266960NGT, M272.964	04/08	⇨ 11/11
CLASSE B I B 200	M266.960	03/05	⇨ 11/11
CLASSE B I B 200 CDI	OM640.941	03/05	⇨ 11/11
CLASSE B I B 200 TURBO	M266.980	03/05	⇨ 11/11
CLASSE CLS I CLS 280	M272.943	07/08	⇨ 12/10
CLASSE CLS I CLS 320 CDI	OM642.920	01/05	⇨ 12/10
CLASSE CLS I CLS 350	M272.964, M113.967	10/04	⇨ 12/10
CLASSE CLS I CLS 350 CDI	OM642.920	04/09	⇨ 12/10
CLASSE CLS I CLS 500	M113.967, OM646.820	10/04	⇨ 12/10
CLASSE CLS I CLS 55 AMG	M113.990	01/05	⇨ 12/10
CLASSE CLS I CLS 550	M273.960	04/06	⇨ 02/11
CLASSE CLS I CLS 63 AMG	M156.983	04/06	⇨ 12/10
CLASSE E III E 200 CDI	OM646.820, 271941NGT	04/06	⇨ 12/08
CLASSE E III E 200 Kompressor	M271.956	04/06	⇨ 12/08
CLASSE E III E 200 NGT	271941NGT, OM646.821	03/04	⇨ 12/08
CLASSE E III E 220 CDI	OM646.821, M272.944	03/02	⇨ 12/08
CLASSE E III E 220 T CDI	OM646.821	03/03	⇨ 07/09
CLASSE E III E 230	M272.922	09/07	⇨ 12/08
CLASSE E III E 250	M272.922	09/07	⇨ 12/08
CLASSE E III E 270 T CDI	OM647.961	03/03	⇨ 07/09
CLASSE E III E 280	M272.943	03/05	⇨ 12/08
CLASSE E III E 280 4-matic	M272.944, M272.972	03/05	⇨ 12/08
CLASSE E III E 280 CDI	OM642.920	03/05	⇨ 12/08

MERCEDES-BENZ		
CLASSE E III E 280 CDI 4-matic	OM642.921	03/05 → 12/08
CLASSE E III E 280 T	M272.943	03/05 → 07/09
CLASSE E III E 280 T 4-matic	M272.944	03/05 → 07/09
CLASSE E III E 300	M272.943	03/05 → 12/08
CLASSE E III E 300 BlueTEC	OM642.920	09/07 → 12/08
CLASSE E III E 300 T 4-matic	M272.944	03/05 → 07/09
CLASSE E III E 320 CDI	OM642.920	03/05 → 12/08
CLASSE E III E 320 CDI 4-matic	OM642.921	03/05 → 12/08
CLASSE E III E 320 T CDI	OM642.920	11/07 → 07/09
CLASSE E III E 320 T CDI 4-matic	OM642.921	03/05 → 07/09
CLASSE E III E 350	M272.964	03/05 → 12/08
CLASSE E III E 350 4-matic	M272.972, OM646.985	08/04 → 12/08
CLASSE E III E 350 CGI	M272.985	09/07 → 12/08
CLASSE E III E 420 CDI	OM629.910	01/06 → 12/08
CLASSE E III E 500	M273.960	04/06 → 12/08
CLASSE E III E 500 4-matic	M273.962	04/06 → 12/08
CLASSE E III E 500 T	M113.967	10/03 → 07/09
CLASSE E III E 500 T 4-matic	M113.969	10/03 → 07/09
CLASSE E III E 550 4-matic	M273.962	04/06 → 12/08
CLASSE E III E 550 T 4-matic	M273.962	04/06 → 07/09
CLASSE E III E 63 AMG	M156.983	03/06 → 12/08
CLASSE E E 220 CDI	OM646.821	04/06 → 07/09
CLASSE E E 270 CDI	OM647.961	03/03 → 07/09
CLASSE E E 280 CDI	OM642.920	08/05 → 07/09
E-SERIES E250	M272.922	05/07 → 12/08
SPRINTER II 209 CDI	OM646.984	06/06 → 12/09
SPRINTER II 210 CDI	OM651.955	03/09 →
SPRINTER II 211 CDI	OM646.985, OM646.986	06/06 →
SPRINTER II 213 CDI	OM646.986, OM646.986	06/06 →
SPRINTER II 214 CDI	OM651.955	04/16 →
SPRINTER II 215 CDI	OM646.986, OM651.955	06/06 → 12/09
SPRINTER II 216	M271.951	09/08 →
SPRINTER II 216 CDI	OM651.955, OM642.896	06/06 →
SPRINTER II 218 CDI	OM642.896, OM642.896	06/06 → 12/09
SPRINTER II 219 CDI / BlueTEC	OM642.896, OM651.955	03/09 →
SPRINTER II 224	M272.979	06/06 → 12/13
SPRINTER II 309 CDI	OM646.984	06/06 → 12/09
SPRINTER II 310 CDI	OM651.955, OM646.985	03/09 →
SPRINTER II 311 CDI	OM646.985, OM646.986	06/06 →
SPRINTER II 311 CDI 4x4	OM646.985	02/08 → 12/09
SPRINTER II 313 CDI	OM646.986, OM651.955	06/06 →
SPRINTER II 313 CDI 4x4	OM651.955, OM646.986	06/06 →
SPRINTER II 314 CDI	OM651.955	05/16 →
SPRINTER II 314 CDI 4x4	OM651.955	05/16 →
SPRINTER II 315 CDI	OM646.986, OM646.986	06/06 → 12/09
SPRINTER II 315 CDI 4x4	OM646.986, OM651.955	02/08 → 12/09
SPRINTER II 316	M271.951	09/08 →
SPRINTER II 316 CDI	OM651.955, OM651.955	03/09 →
SPRINTER II 316 CDI 4x4	OM651.955, 271951NGT	03/09 →
SPRINTER II 316 LGT	M271.951	09/08 →
SPRINTER II 316 NGT	271951NGT, OM642.896	09/08 →
SPRINTER II 318 CDI	OM642.896, OM642.896	06/06 → 12/09
SPRINTER II 318 CDI 4x4	OM642.896, OM642.896	02/08 → 12/09
SPRINTER II 319 CDI / BlueTEC	OM642.896, OM642.896	03/09 →
SPRINTER II 319 CDI / BlueTEC 4x4	OM642.896, OM646.986	03/09 →
SPRINTER II 324	M272.979	06/06 → 12/13
SPRINTER II 411 CDI	OM646.985	06/09 → 12/09
SPRINTER II 413 CDI	OM646.986, OM646.986	06/06 →
SPRINTER II 414 CDI	OM651.955	05/16 →
SPRINTER II 415 CDI	OM646.986, OM642.896	06/06 → 12/09
SPRINTER II 416 CDI	OM651.957	03/09 →
SPRINTER II 418 CDI	OM642.896, OM642.896	06/06 → 05/16
SPRINTER II 419 CDI	OM642.896, OM646.985	03/09 →
SPRINTER II 424	M272.979	06/06 → 12/13
SPRINTER II 509 CDI	OM646.984	06/06 → 12/09
SPRINTER II 510 CDI	OM651.955	03/09 →
SPRINTER II 511 CDI	OM646.985, OM646.986	06/06 →
SPRINTER II 511 CDI 4x4	OM646.985	06/06 → 12/09
SPRINTER II 513 CDI	OM646.986, OM651.955	06/06 →
SPRINTER II 513 CDI 4x4	OM651.955, OM646.986	06/06 →
SPRINTER II 514 CDI	OM651.955	05/16 →
SPRINTER II 514 CDI 4x4	OM651.955	05/16 →
SPRINTER II 515 CDI	OM646.986, OM646.986	06/06 → 12/09
SPRINTER II 515 CDI 4x4	OM646.986, OM651.955	06/06 → 12/09
SPRINTER II 516	M271.951	09/08 →
SPRINTER II 516 CDI	OM651.955, OM651.955	03/09 →
SPRINTER II 516 CDI 4x4	OM651.955, 271951NGT	06/06 →
SPRINTER II 516 NGT	271951NGT, OM642.896	09/08 →
SPRINTER II 518 CDI	OM642.896, OM642.896	06/06 → 12/09
SPRINTER II 518 CDI 4x4	OM642.896, OM642.896	06/06 → 12/09
SPRINTER II 519 CDI / BlueTEC	OM642.896, OM642.896	03/09 →

MERCEDES-BENZ		
SPRINTER II 519 CDI / BlueTEC 4x4	OM642.896, OM642.896	03/09 →
SPRINTER II 524	M272.979	06/06 → 12/13
SPRINTER SERIES Sprinter 213D CDI	OM646.986	04/12 →
SPRINTER SERIES Sprinter 318D CDI	OM642.896, OM646.981	03/09 →
SPRINTER SERIES Sprinter 411D CDI/CDi BlueEFFICIENCY	OM651.955	04/16 →
SPRINTER SERIES Sprinter 414D CDI	OM651.955	04/16 →
SPRINTER SERIES Sprinter 416D CDI	OM651.957	11/13 →
SPRINTER SERIES Sprinter 516 NGT Supercharged	271951NGT	03/09 →
SPRINTER SERIES Sprinter 516 Supercharged	M271.951	03/09 →
SPRINTER SERIES Sprinter 519D CDI	OM651.957	03/09 →
VIANO 3,0	M112.951	09/03 →
VIANO 3.7	M112.976	06/04 →
VIANO CDI 2.0	OM646.981, OM646.982	09/03 →
VIANO CDI 2.0 4-matic	OM646.982, OM646.980	03/06 →
VIANO CDI 2.2	OM646.980, OM646.982	09/03 →
VIANO CDI 2.2 4-matic	OM646.982, OM642.890	07/05 →
VIANO CDI 3.0	OM642.890, OM646.980	03/06 →
VITO II 109 CDI	OM646.980, OM646.980	09/03 →
VITO II 109 CDI 4x4	OM646.981	09/07 →
VITO II 110 CDI	OM651.940	09/10 →
VITO II 111 CDI	OM646.980, OM646.980	09/03 →
VITO II 111 CDI 4x4	OM646.982	09/07 →
VITO II 113 CDI	OM651.940	09/10 →
VITO II 113 CDI 4x4	OM651.940	09/10 →
VITO II 115 CDI	OM646.980, M112.976	09/03 →
VITO II 115 CDI 4x4	OM646.982	07/06 →
VITO II 116 CDI	OM651.940	09/10 →
VITO II 116 CDI 4x4	OM651.940	09/10 →
VITO II 119	M112.951	09/03 →
VITO II 120 CDI	OM642.990	07/06 →
VITO II 122 CDI	OM642.890	09/10 →
VITO II 123	M112.976, KCTB	06/04 →
VITO II 126	M272.978	09/07 →

VW		
CRAFTER 2.0 TDI	KCTB, CKUB	05/11 → 12/16
CRAFTER 2.0 TDI 4motion	CKUB, BJJ	11/11 → 12/16
CRAFTER 2.5 TDI	BJJ, 4HN(DW12MTED4)	04/06 →

7.1254



3

BRAKE/CLUTCH PEDAL SWITCHES

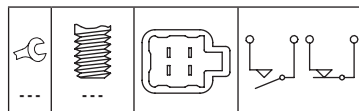
Adatt./Suitable:

CITROËN
4534 68
DAIHATSU
84340-69075
LEXUS
84340-69075
MITSUBISHI
8614A111
PEUGEOT
4534 68
TOYOTA
84340-69075

ITEM NOW AVAILABLE FROM PRODUCTION

- ARTICOLO ORA DISPONIBILE PER LA VENDITA
- ARTICLE DISPONIBLE EN PRODUCTION COURANTE
- JETZ ZUM VERKAUF VERFÜGBARER ARTIKEL
- ARTICULO AHORA DISPONIBLE EN PRODUCCION

MARKET DIFFUSION: HIGH



CITROËN		
C-CROSSER 2.0	4B11	11/10 →
C-CROSSER 2.0 Trazione integrale	4B11	11/10 →

CITROËN		
C-CROSSER 2.2 HDi	4HN(DW12MTED4), 4B12	02/07 →
C-CROSSER 2.4 16V	4B12, 4HN(DW12MTED4)	08/08 →
C-CROSSER ENTERPRISE 2.2 HDi	4HN(DW12MTED4), 3UR-FE	01/09 →
C-CROSSER ENTERPRISE 2.4 16V	4B12	01/09 →
DAIHATSU		
CHARADE VI 1.33 16V	1NR-FE	05/11 →
LEXUS		
CT 200h	2ZR-FXE	12/10 →
GX 4.6 VVTi	1UR-FE	01/10 →
HS 2.4 VVTi Hybrid [ExtraEU]	2AZ-FXE	06/09 →
LX 570	3UR-FE, 4A92	08/07 →
MITSUBISHI		
ASX 1.6 LPG	4A92	06/10 →
ASX 1.6 MIVEC	4A92, 4B11	05/10 →
ASX 1.8	4B10	02/10 →
ASX 1.8 4WD	4B10	02/10 →
ASX 1.8 DI-D	4N13	06/10 →
ASX 1.8 DI-D 4WD	4N13	06/10 →
ASX 2.0 i	4B11	06/10 →
ASX 2.0 i 4WD	4B11, 4B11	01/10 →
ASX 2.2 Di-D 4WD	4N14	04/13 →
ECLIPSE CROSS 1.5 T-Mivec	4B40	10/17 →
ECLIPSE CROSS 1.5 T-Mivec 4WD	4B40	10/17 →
MIËV	Y4F1	07/09 →
OUTLANDER II 2.0	4B11, 4HK	11/06 → 11/12
OUTLANDER II 2.0 4WD	4B11	11/06 → 11/12
OUTLANDER II 2.0 DI-D	BSY	12/06 → 11/12
OUTLANDER II 2.2 DI-D	4N14	11/06 → 11/12
OUTLANDER II 2.2 DI-D 4WD	4HK, 6B31	11/06 → 11/12
OUTLANDER II 2.4	4B12	11/06 → 11/12
OUTLANDER II 2.4 4WD	4B12	09/07 → 11/12
OUTLANDER II 2.4 Flex 4WD	4B12	09/07 → 11/12
OUTLANDER II 3.0 4WD	6B31, 4B11	11/06 → 11/12
OUTLANDER II 3.0 AWD	6B31	11/06 → 12/10
OUTLANDER II 3.0 FWD	6B31	11/06 → 11/12
OUTLANDER II 3.0 Mivec	6B31	09/10 → 12/12
OUTLANDER II 3.0 Mivec [ExtraEU]	6B31	08/12 →
OUTLANDER III 2.0	4B11, 4B11	08/12 →
OUTLANDER III 2.0 4WD	4B11, 4B11	08/12 →
OUTLANDER III 2.0 Bifuel	4J11	10/12 →
OUTLANDER III 2.0 Bifuel 4WD	4J11	10/12 →
OUTLANDER III 2.0 Hybrid 4WD	4B11, 4HK(DW12MTED4)	12/12 →
OUTLANDER III 2.2 Di-D	4N14	08/12 →
OUTLANDER III 2.2 DiD 4WD	4N14	05/15 →
OUTLANDER III 2.2 Di-D 4WD	4N14	08/12 →
OUTLANDER III 2.4	4B12	08/12 →
OUTLANDER III 2.4 4WD	4B12	10/12 →
OUTLANDER III 3.0	6B31	08/12 →
OUTLANDER III 3.0 4WD	6B31	03/14 →
PAJERO SPORT III 2.4 DI-D 4x4	4N15	08/15 →
PAJERO SPORT III 3.0 Mivec 4x4	6B31	08/15 →
PEUGEOT		
4007 2.0	4B11	11/10 →
4007 2.0 4x4	4B11	11/10 →
4007 2.2 HDi	4HK(DW12MTED4), 4B12	02/07 →
4007 2.4 16V	4B12, 1AZ-FE	01/08 →
TOYOTA		
AVENSIS III 1.6	1ZR-FAE	11/08 →
AVENSIS III 1.8	2ZR-FAE	11/08 →
AVENSIS III 2.0	1AZ-FE, 1AD-FTV	11/08 →
AVENSIS III 2.0 D-4D	1AD-FTV, 2AD-FHV	11/08 →
AVENSIS III 2.2 D-4D	2AD-FHV, 2AZ-FXE	11/08 →
CAMRY 2.0	1AZ-FE	01/06 → 09/11
CAMRY 2.4 [CHN]	3AZ-FXE	03/10 →
CAMRY 2.4 Hybrid	2AZ-FXE, 3ZZ-FE	01/06 → 09/11
CAMRY 2.5	2AR-FE	01/10 → 09/11
COROLLA X 1.3 VVT-i	2NZ-FE	03/08 →
COROLLA X 1.5	1NZ-FE	09/06 →
COROLLA X 1.5 4WD	1NZ-FE	09/06 →
COROLLA X 1.6 VVTi	3ZZ-FE, 2ZR-FE	08/07 → 06/13
COROLLA X 1.8	2ZR-FE, 1KD-FTV	03/07 →
COROLLA X 1.8 VVTi	2ZR-FE	08/10 →
COROLLA X 2.0	3ZR-FE	04/10 →
COROLLA X 2.0 D	2C	08/07 →
COROLLA X 2.0 FlexFuel	3ZR-FBE	04/10 →
COROLLA X 2.0 VVTi	3ZR-FE	08/10 →
PRIUS 1.8 Hybrid	2ZR-FXE	03/12 →
LAND CRUISER 200 4.0	1GR-FE	01/10 →
LAND CRUISER 200 4.5 D V8	1VD-FTV	01/08 →
LAND CRUISER 200 4.5 D-4D	1VD-FTV	01/08 →
LAND CRUISER 200 4.5 D4-D	1VD-FTV, 1UR-FE	08/07 →

TOYOTA			
LAND CRUISER 200 4.6 V8	1UR-FE, 2UZ-FE	09/10	⇨
LAND CRUISER 200 4.7 V8	2UZ-FE, 3UR-FE	08/07	⇨
LAND CRUISER 200 5.7 V8	3UR-FE, 3ZR-FAE	08/07	⇨
LAND CRUISER 150 3.0 D-4D	1KD-FTV, 1GR-FE	08/09	⇨
LAND CRUISER 150 4.0 V6 Dual VVTi	1GR-FE	08/09	⇨
LAND CRUISER 150 4.0 V6 VVTi	1GR-FE, 1VD-FTV	08/09	⇨
LAND CRUISER 150 4.0 V6 VVT-i	1GR-FE	08/09	⇨
LAND CRUISER PRADO 150 2.7	2TR-FE	08/09	⇨
LAND CRUISER PRADO 150 3.0 D	5L-E	08/09	⇨
LAND CRUISER PRADO 150 3.0 D-4D	1KD-FTV	08/09	⇨
LAND CRUISER PRADO 150 4.0 V6 VVTi	1GR-FE	08/09	⇨
LAND CRUISER 4.7	2UZ-FE	01/08	⇨
LAND CRUISER VAN 3.0 D4d 4WD	1KD-FTV	01/11	⇨
PREVIA III 2.4	2AZ-FE	10/05	⇨
PREVIA III 3.5	2GR-FE	01/06	⇨
PREVIA III 3.5 4WD	2GR-FE	01/06	⇨
PRIUS III 1.8 Hybrid	2ZR-FXE	05/11	⇨
PRIUS III 1.8 Hybrid [ExtraEU]	2ZR-FXE	06/08	⇨
RACTIS 1.5 VVTi [ExtraEU]	1NZ-FE	07/11	⇨
RAV 4 III 2.0	3ZR-FAE, 1AZ-FE	12/08	⇨ 06/13
RAV 4 III 2.0 4WD	1AZ-FE, 2AD-FHV	02/06	⇨ 06/13
RAV 4 III 2.0 VVT-i [CHN]	1AZ-FE	03/09	⇨
RAV 4 III 2.2 D	2AD-FHV, 2AD-FHV	12/08	⇨ 06/13
RAV 4 III 2.2 D 4WD	2AD-FHV, 2GR-FE	11/05	⇨ 06/13
RAV 4 III 2.4	2AZ-FE	11/05	⇨ 06/13
RAV 4 III 2.4 4WD	2AZ-FE	11/05	⇨ 06/13
RAV 4 III 2.4 VVTi [CHN]	2AR-FE	03/09	⇨
RAV 4 III 2.5	2AR-FE	12/08	⇨
RAV 4 III 3.5 4WD	2GR-FE, 1KR	11/05	⇨
SIENNA 2.7 VVTi [ExtraEU]	1AR-FE	09/10	⇨ 12/13
SIENNA 3.5	2GR-FE	01/10	⇨
SIENNA 3.5 4WD	2GR-FE	01/10	⇨
SIENNA 3.5 VVTi [ExtraEU]	2GR-FE	02/10	⇨
TARAGO MPV / SPACE 2.4 VVTi	2AZ-FE	02/00	⇨ 12/05
VELLFIRE 3.5	2GR-FE	04/08	⇨ 12/14
VERSO 1.6	1ZR-FAE	04/09	⇨
VERSO 1.6 VVTi	1ZR-FAE	04/09	⇨
VERSO 1.8	2ZR-FAE	04/09	⇨
VERSO 2.0 D-4D	1AD-FTV	04/09	⇨
VERSO 2.2 D4d	2AD-FHV	04/09	⇨
VERSO 2.2 D-4D	2AD-FHV	04/09	⇨
VERSO 2.2 D-CAT	2AD-FHV	04/09	⇨
VIOS / YARIS 1.0	1KR-FE	08/07	⇨
VIOS / YARIS 1.3	2NZ-FE	09/05	⇨ 04/14
VIOS / YARIS 1.3 4WD	2NZ-FE	08/07	⇨
VIOS / YARIS 1.5	1NZ-FE	08/07	⇨
VITZ 1.0 VVTi [ExtraEU]	1KR-FE	11/05	⇨ 11/10
YARIS II 1.0 GPL	1KR-FE	01/06	⇨
YARIS II 1.0 VVT-i	1KR-FE	01/05	⇨ 11/11
YARIS II 1.3 4WD	2NZ-FE	08/07	⇨
YARIS II 1.3 VVT-i	2NZ-FE	01/05	⇨
YARIS II 1.33 VVT-i	1NR-FE	11/08	⇨
YARIS II 1.4 D-4D	1ND-TV	08/05	⇨
YARIS II 1.5	1NZ-FE	11/05	⇨
YARIS III 1.3	2NZ-FE	08/11	⇨
YARIS III 1.3 VVTi	1NR-FE	07/10	⇨ 05/11
YARIS III 1.5	1NZ-FE	12/10	⇨

7.1257



BRAKE/CLUTCH PEDAL SWITCHES

Adatt./Suitable:

CITROËN

16 082 428 80
80 005 521 80

DAIHATSU

84520-42010

LEXUS

84520-42010

MITSUBISHI

8606A002

8606A025

PEUGEOT

16 082 428 80

80 005 521 80

TOYOTA

84520-24010

84520-42010

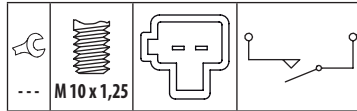
84520-52020

84522-52010

ITEM NOW AVAILABLE FROM PRODUCTION

- ARTICOLO ORA DISPONIBILE PER LA VENDITA
- ARTICLE DISPONIBLE EN PRODUCTION COURANTE
- JETZT ZUM VERKAUF VERFÜGBARER ARTIKEL
- ARTICULO AHORA DISPONIBLE EN PRODUCCION

MARKET DIFFUSION: HIGH



CITROËN

C1 I 1.0	1KR, EB2D	06/05	⇨
C1 II 1.0 VTI 68	1KR	04/14	⇨
C1 II 1.0 VTI 72	1KR	06/18	⇨
C1 II 1.2 VTI 82	EB2D, 9HL(DV6C)	04/14	⇨
C4 AIRCROSS 1.6	4A92	04/12	⇨
C4 AIRCROSS 1.6 HDi 115	9HL(DV6C), 9HL(DV6C)	04/12	⇨
C4 AIRCROSS 1.6 HDi 115 AWC	9HL(DV6C), 4GR-FSE	05/12	⇨
C4 AIRCROSS 1.8 HDi 150	4N13	04/12	⇨
C4 AIRCROSS 1.8 HDi 150 AWC	4N13	04/12	⇨
C4 AIRCROSS 2.0	4B11	04/12	⇨
C4 AIRCROSS 2.0 AWC	4B11	04/12	⇨
DAIHATSU			
CHARADEVI 1.33 16V	1NR-FE	05/11	⇨
LEXUS			
IS II 200d	2AD-FTV	07/10	⇨ 07/12
IS II 250	4GR-FSE, 4A92	08/05	⇨
IS II 250 AWD	4GR-FSE	11/10	⇨ 03/13

MITSUBISHI

ASX 1.6 DI-D	9HD	07/15	⇨
ASX 1.6 DI-D 4WD	9HD	07/15	⇨
ASX 1.6 LPG	4A92	06/10	⇨
ASX 1.6 MIVEC	4A92, 4N15	05/10	⇨
ASX 1.8 DI-D	4N13	06/10	⇨
ASX 1.8 DI-D 4WD	4N13	06/10	⇨
ECLIPSE CROSS 1.5 T-Mivec	4B40	10/17	⇨
L200 / TRITON 2.4 DI-D	4N15	09/15	⇨
L200 / TRITON 2.4 DI-D 4WD	4N15, 4N13	11/14	⇨
LANCER IX 1.6 MIVEC	4A92	05/10	⇨
LANCER IX 1.8 DI-D	4N13, 4B10	05/10	⇨
LANCER IX 1.8 Flexfuel	4B10	03/09	⇨
LANCER IX 1.8 i	--	10/07	⇨
LANCER IX 1.8 MIVEC	4B10, 3A92	03/09	⇨
MIRAGE VI 1.0	--	05/12	⇨
MIRAGE VI 1.0 BiFuel	3A90	04/14	⇨
MIRAGE VI 1.2	3A92, 4B11	01/12	⇨
OUTLANDER II 2.2 DI-D 4WD	4N14	11/06	⇨ 11/12
OUTLANDER III 2.0	4J11	08/12	⇨
OUTLANDER III 2.0 4WD	4B11, 1KR	08/12	⇨
OUTLANDER III 2.2 DI-D	4N14	08/12	⇨
OUTLANDER III 2.2 DiD 4WD	4N14	05/15	⇨
OUTLANDER III 2.2 Di-D 4WD	4N14	08/12	⇨
PAJERO SPORT III 2.4 DI-D 4x4	4N15	08/15	⇨
SPACE STAR 1.2	3A92	05/12	⇨

PEUGEOT

107 1.0	1KR, 1KR	06/05	⇨
108 1.0 VTI	1KR, EB2D	05/14	⇨
108 1.0 VTI 72	1KR	05/18	⇨
108 1.2	EB2D, --	05/14	⇨

PEUGEOT

108 1.2 VTI	HMZ(EB2)	05/14	⇨
108 108 1.2	HMZ(EB2F)	05/14	⇨
4008 1.6	--, 9HD(DV6C)	05/12	⇨
4008 1.6 HDi	DV6C	05/12	⇨
4008 1.6 HDi AWC	9HD(DV6C), 4N13	05/12	⇨
4008 1.8 HDi	4N13	05/12	⇨
4008 1.8 HDi AWC	4N13, 1NR-FE	05/12	⇨
4008 2.0	4B11	05/13	⇨
4008 2.0 AWC	4B11	05/12	⇨
4008 2.0 Mivec [ExtraEU]	4B11	04/12	⇨

TOYOTA

4 RUNNER 2.7 4WD	3RZ-FE	11/95	⇨ 08/02
4 RUNNER 3.4 4WD	5VZ-FE	09/98	⇨ 11/02
AURIS I 1.33 Dual-VVTi	1NR-FE, 1ZR-FAE	05/09	⇨ 09/12
AURIS I 1.4	4ZZ-FE	03/07	⇨ 09/12
AURIS I 1.4 D-4D	1ND-TV	03/07	⇨ 04/13
AURIS I 1.6	1ZR-FAE, 2ZR-FAE	03/07	⇨ 09/12
AURIS I 1.8	2ZR-FAE, 1AD-FTV	10/06	⇨ 09/12
AURIS I 1.8 4WD	2ZR-FAE	02/09	⇨ 09/12
AURIS I 2.0 D-4D	1AD-FTV	03/07	⇨ 09/12
AURIS I 2.2 D	2AD-FHV	11/06	⇨ 09/12
AURIS II 1.2	8NR-FTS	03/15	⇨
AURIS II 1.3	1NR-FE	10/12	⇨
AURIS II 1.4 D-4D	1ND-TV	10/12	⇨
AURIS II 1.6	1ZR-FAE	10/12	⇨
AURIS II 1.6 D4-D	1WW	04/15	⇨
AURIS II 2.0 D-4D	1AD-FTV	10/12	⇨
AVENSIS II 2.0	1AZ-FSE	03/03	⇨ 11/08
AVENSIS II 2.0 D-4D	1AD-FTV, 3ZR-FAE	04/03	⇨ 11/08
AVENSIS II 2.0 VVTi	1AZ-FE	04/03	⇨ 11/08
AVENSIS II 2.2 D-4D	2AD-FTV	10/05	⇨ 11/08
AVENSIS II 2.2 D-CAT	2AD-FHV	07/05	⇨ 11/08
AVENSIS III 1.6	1ZR-FAE	11/08	⇨
AVENSIS III 1.6 D4-D	1WW	04/15	⇨
AVENSIS III 1.8	2ZR-FAE	11/08	⇨
AVENSIS III 2.0	3ZR-FAE, 1AD-FTV	11/08	⇨
AVENSIS III 2.0 D-4D	1AD-FTV, 2AD-FHV	11/08	⇨
AVENSIS III 2.2 D-4D	2AD-FHV, 1CD-FTV	11/08	⇨
AYGO I 1.0	1KR-FE	07/05	⇨
AYGO I 1.0 GPL	1KR-FE	07/05	⇨
AYGO I 1.0 VVTi	1KR-FE	07/05	⇨ 05/14
AYGO II 1.0	1KR-FE	05/14	⇨
AYGO II 1.0 VVTi [ExtraEU]	1KR-FE	03/18	⇨
AYGO II 1.2	1PP	05/14	⇨
CELICA V 2.2	5S-FE	10/89	⇨ 12/94
CELICA VI 1.8 i 16V [USA]	7A-FE	09/93	⇨ 08/99
[CAN]			
CELICA V 2.2 GT	5S-FE	11/93	⇨ 08/99
CELICA VII 1.8 16V TS	2ZZ-GE	08/99	⇨ 09/05
CELICA VII 1.8 16V VTI-i	1ZZ-FE	08/99	⇨ 07/05
COROLLA VIII 2.0 D-4D	1CD-FTV, 1ZR-FAE	08/00	⇨ 01/02
COROLLA IX 1.4 D	1ND-TV	07/04	⇨ 02/07
COROLLA IX 1.4 D-4D	1ND-TV	06/04	⇨ 10/06
COROLLA IX 1.4 D4-D	1ND-TV	06/04	⇨ 10/07
COROLLA IX 1.6	1ZR-FE	11/06	⇨ 07/07
COROLLA IX 1.6 VVT-i	3ZZ-FE	10/01	⇨ 08/07
COROLLA IX 2.0 D-4D	1CD-FTV, 2AD-FHV	01/02	⇨ 02/07
COROLLA X 1.33	1NR-FE	01/07	⇨
COROLLA X 1.4 D-4D	1ND-TV	10/06	⇨ 07/14
COROLLA X 1.4 VVT-i	4ZZ-FE	11/06	⇨ 11/13
COROLLA X 1.5	1NZ-FE	09/06	⇨
COROLLA X 1.5 4WD	1NZ-FE	09/06	⇨
COROLLA X 1.6	1ZR-FAE, 2ZR-FAE	01/09	⇨
COROLLA X 1.6 Dual VVTi	1ZR-FE	01/07	⇨
COROLLA X 1.8	2ZR-FAE, 2ZR-FBE	09/06	⇨
COROLLA X 1.8 16V	1ZZ-FE	08/07	⇨
COROLLA X 1.8 4WD	2ZR-FAE	09/06	⇨
COROLLA X 1.8 VVTi	2ZR-FBE, 1ZR-FAE	08/10	⇨
COROLLA X 2.0	3ZR-FE	04/10	⇨
COROLLA X 2.0 D-4D	1AD-FTV	01/07	⇨
COROLLA X 2.0 VVTi	3ZR-FE	08/10	⇨
COROLLA X 2.4	2AZ-FE	01/08	⇨
COROLLA XI 1.3	1NR-FE	06/13	⇨
COROLLA XI 1.4 D-4D	1ND-TV	06/13	⇨
COROLLA XI 1.5	1NZ-FE	05/12	⇨
COROLLA XI 1.6	1ZR-FAE, 1GR-FE	06/13	⇨
COROLLA XI 1.6 BiFuel	1ZR-FE	06/13	⇨
COROLLA XI 1.8 VVTi	2ZR-FE	06/13	⇨
COROLLA XI 1.8 VVT-i	2ZR-FE	12/13	⇨
COROLLA VERSO II 1.6	3ZZ-FE	04/04	⇨ 03/09
COROLLA VERSO II 1.8	1ZZ-FE	04/04	⇨ 03/09
COROLLA VERSO II 2.0 D-4D	1CD-FTV	04/04	⇨ 03/09
COROLLA VERSO II 2.2 D-4D	2AD-FHV, 1CD-FTV	10/05	⇨ 03/09
FJ CRUISER 4.0 4WD	1GR-FE, 1KD-FTV	06/05	⇨
FUNCARGO 1.4 D4d	1ND-TV	09/00	⇨ 12/05
HILUX VIII 2.4 D	2GD-FTV	05/15	⇨
HILUX VIII 2.4 D 4WD	2GD-FTV	05/15	⇨
IQ 1.0	1KR-FE	01/09	⇨

TOYOTA		
IQ 1.33	1NR-FE	01/09 →
IQ 1.4 D-4D	1ND-TV	01/09 →
LAND CRUISER 200 4.0	1GR-FE	01/10 →
LAND CRUISER 200 4.5 D4-D	1VD-FTV	01/12 →
LAND CRUISER 150 2.7	2TR-FE	08/09 →
LAND CRUISER 150 2.8 D-4D	1GD-FTV	06/15 →
LAND CRUISER 150 3.0 D-4D	1KD-FTV, 3ZR-FAE	08/09 →
LAND CRUISER 150 4.0 V6 Dual VVTi	1GR-FE	08/09 →
LAND CRUISER 150 4.0 V6 VVTi	1GR-FE	01/10 →
LAND CRUISER 150 4.0 V6 VVT-i	1GR-FE	08/09 →
LAND CRUISER PRADO 150 2.7	2TR-FE	08/09 →
LAND CRUISER PRADO 150 3.0 D	5L-E	08/09 →
LAND CRUISER PRADO 150 3.0 D-4D	1KD-FTV	08/09 →
LAND CRUISER PRADO 150 4.0 V6 VVTi	1GR-FE	08/09 →
LAND CRUISER VAN 3.0 D4d 4WD	1KD-FTV	01/11 →
MATRIX 1.8	2ZR-FE	01/08 → 05/14
MATRIX 2.4	2AZ-FE	01/08 → 05/14
RAV 4 II 2.0 4WD	1AZ-FE	05/00 → 11/05
RAV 4 II 2.2 D4d	2AD-FHV	12/12 →
RAV 4 II 2.4 4WD	2AZ-FE	08/03 → 11/05
RAV 4 IV 2.0	3ZR-FE	12/12 →
RAV 4 IV 2.0 4WD	3ZR-FAE	04/15 →
RAV 4 IV 2.0 D	2WW	10/15 →
RAV 4 IV 2.0 D 4WD	1AD-FTV	01/13 →
RAV 4 IV 2.2 D 4WD	2AD-FHV	12/12 →
RAV 4 III 2.0	3ZR-FAE, 1AZ-FE	12/08 → 06/13
RAV 4 III 2.0 4WD	1AZ-FE, 1NR-FE	02/06 → 06/13
RAV 4 III 2.2 D	2AD-FHV	12/08 → 06/13
RAV 4 III 2.2 D 4WD	2AD-FHV	12/08 → 06/13
RAV 4 III 2.4 VVTi [CHN]	2AR-FE	03/09 →
URBAN CRUISER 1.33	1NR-FE, 1AD-FTV	01/09 →
URBAN CRUISER 1.4 D-4D	1ND-TV	01/09 → 04/14
URBAN CRUISER 1.4 D-4D 4WD	1ND-TV	01/09 → 04/14
VERSO 1.6	1ZR-FAE	04/09 →
VERSO 1.6 D4-D	1WW	11/13 →
VERSO 1.6 VVTi	1ZR-FAE	04/09 →
VERSO 1.8	2ZR-FAE	04/09 →
VERSO 2.0 D-4D	1AD-FTV, 2NZ-FE	04/09 →
VERSO 2.2 D4d	2AD-FHV	04/09 →
VERSO 2.2 D-4D	2AD-FHV	04/09 →
VERSO 2.2 D-CAT	2AD-FHV	04/09 →
VERSO S 1.33	1NR-FE	11/10 → 10/16
VERSO S 1.4 D4-D	1ND-TV	11/10 → 10/16
VIOS / YARIS 1.0	1KR-FE	08/07 →
VIOS / YARIS 1.3	2NZ-FE, 1SZ-FE	09/05 → 04/14
VIOS / YARIS 1.3 4WD	2NZ-FE	08/07 →
VIOS / YARIS 1.5	1NZ-FE	08/07 →
VITZ 1.0 VVTi [ExtraEU]	1KR-FE	11/05 → 11/10
YARIS I 1.0	1SZ-FE, 1ND-TV	03/03 → 09/05
YARIS I 1.4 D-4D	1ND-TV, 2NZ-FE	10/01 → 10/05
YARIS I 1.0 GPL	1KR-FE	01/06 →
YARIS II 1.0 VVT-i	1KR-FE	01/05 → 11/11
YARIS II 1.3 4WD	2NZ-FE	08/07 →
YARIS II 1.3 VVT-i	2NZ-FE, 1KR-FE	01/05 →
YARIS II 1.33 VVT-i	1NR-FE	11/08 →
YARIS II 1.4 D-4D	1ND-TV	08/05 →
YARIS II 1.5	1NZ-FE	11/05 →
YARIS II 1.6 [CHN]	1ZR-FE	05/08 →
YARIS II 1.8 VVTi	2ZR-FE	01/07 → 12/11
YARIS III 1.0	1KR-FE, 1NR-FE	12/10 →
YARIS III 1.0 VVTi	1KR-FE	07/14 →
YARIS III 1.3	1NR-FE, 4GR-FSE	08/11 →
YARIS III 1.3 4WD	1NR-FE	12/10 →
YARIS III 1.3 VVTi	1NR-FE	10/12 →
YARIS III 1.4 D	1ND-TV	09/11 →
YARIS III 1.4 D4d	1ND-TV	07/14 →
YARIS III 1.5	1NZ-FE	12/10 →
YARIS III 1.8 GRMN	2ZR-FE	09/17 →

7.1258



BRAKE/CLUTCH PEDAL SWITCHES

Adatt./Suitable:

GENERAL MOTORS
95 508 027**LEXUS**

88280-42010

OPEL

47 11 657

95508027

SUZUKI

37970-68J00

37970-68J00-000

TOYOTA

88280-42010

VAUXHALL

95508027

ITEM NOW AVAILABLE FROM PRODUCTION

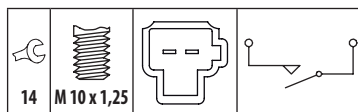
• ARTICOLO ORA DISPONIBILE PER LA VENDITA

• ARTICLE DISPONIBLE EN PRODUCTION COURANTE

• JETZT ZUM VERKAUF VERFÜGBARER ARTIKEL

• ARTICULO AHORA DISPONIBLE EN PRODUCCION

MARKET DIFFUSION: MEDIUM



LEXUS		
IS II 200d	2AD-FTV	07/10 → 07/12
IS II 220d	2AD-FHV	08/05 → 07/12
IS II 250	4GR-FSE, K10B	04/09 →
IS II 250 AWD	4GR-FSE	11/10 → 03/13

OPEL		
AGILA B 1.0	K10B, K12B	04/08 → 07/14
AGILA B 1.0 LPG	K10B	01/10 → 12/12
AGILA B 1.2	K12B, K10BS	04/08 → 10/14
AGILA B 1.2 LPG	K12B	04/08 → 10/10

SUZUKI		
CELERIO 1.0	K10BS, J24B	03/14 →
GRAND VITARA II 1.6	M16A	01/15 → 02/15
GRAND VITARA II 1.6 4x4	M16A	01/15 → 02/15
GRAND VITARA II 1.9 DDiS Trazione integrale	F90B	10/05 → 02/15

GRAND VITARA II 2.0	J20A	10/05 → 02/15
GRAND VITARA II 2.0 Trazione integrale	J20A	10/05 → 02/15
GRAND VITARA II 2.4 Trazione integrale	J24B	01/09 →
GRAND VITARA II 3.2 Trazione integrale	N32A	01/09 → 02/15

IGNIS III 1.2	K12C	10/16 →
IGNIS III 1.2 AllGrip	K12C	10/16 →
IGNIS III 1.2 Hybrid	K12C	10/16 →
IGNIS III 1.2 Hybrid AllGrip	K12C	10/16 →

KIZASHI 2.4	J24B, K10B	10/10 →
KIZASHI 2.4 4WD	J24B	10/10 →
KIZASHI 2.4 4x4	J24B	10/10 →
LIANA 1.4 DDiS	8HY	04/04 →

SPLASH 1.0	K10B, K12B	01/08 →
SPLASH 1.2	K12B	01/08 →
SPLASH 1.2 VVT	K12B, K12B	09/10 →
SWIFT IV 1.2 VVT/VVT Dualjet	K12B, K12B	10/10 →

SWIFT VI 1.0	K10C	04/17 →
SWIFT VI 1.0 SHVS	K10C	04/17 →
SWIFT VI 1.2	K12C	04/17 →
SWIFT VI 1.2 AllGrip	K12C	04/17 →
SWIFT VI 1.2 SHVS	K12C, K12C	04/17 →

SWIFT VI 1.2 SHVS AllGrip	K12C, M16A	04/17 →
SWIFT V 1.2	K12B, K12C	10/10 →
SWIFT V 1.2 4WD	K12B	08/12 →
SWIFT V 1.2 4x4	K12B	10/10 →
SWIFT V 1.3 DDiS	D13A	10/10 →

SWIFT V 1.4	K14B	02/11 →
SWIFT V 1.6	M16A	01/12 →
SX4 II 1.0	K10C	08/16 →
SX4 II 1.0 AllGrip	K10C	08/16 →
SX4 II 1.4 T	K14C	08/16 →

SX4 II 1.4 T AllGrip	K14C	08/16 →
SX4 II 1.6	M16A, M16A	08/13 →
SX4 II 1.6 AllGrip	M16A, M16A	08/13 →
SX4 II 1.6 DDiS	D16AA	08/13 →
SX4 II 1.6 DDiS AllGrip	D16AA	08/13 →
VITARA IV 1.4 T	K14C	09/15 →
VITARA IV 1.4 T AllGrip	K14C	09/15 →

SUZUKI		
VITARA IV 1.6	M16A, M16A	02/15 →
VITARA IV 1.6 AllGrip	M16A, 1KD-FTV	02/15 →
VITARA IV 1.6 DDiS	D16AA	02/15 →
VITARA IV 1.6 DDiS AllGrip	D16AA	02/15 →

TOYOTA		
HIACE IV 2.5 D-4D	2KD-FTV	09/06 →
HIACE IV 2.7	2TR-FE	01/15 →
HIACE IV 3.0 [ExtraEU]	1KD-FTV, 1KD-FTV	11/08 →
HIACE IV 3.0 D	1KD-FTV, 2KD-FTV	08/04 →

HILUX VII 2.5 D 4WD	2KD-FTV	08/05 → 05/15
HILUX VII 2.5 D-4D	2KD-FTV, 2KD-FTV	08/05 →
HILUX VII 2.5 D-4D 4WD	2KD-FTV, 1KD-FTV	11/04 →
HILUX VII 3.0 D	1KD-FTV, 1KD-FTV	11/04 →
HILUX VII 3.0 D 4WD	1KD-FTV, 1KD-FTV	02/05 →
HILUX VII 3.0 D-4D 4WD	1KD-FTV, 1KD-FTV	08/05 → 05/15

HILUX VII 4.0	1GR-FE	02/05 →
HILUX VII 4.0 4WD	1GR-FE	02/05 →
HILUX VIII 2.4 D	2GD-FTV	05/15 →
HILUX VIII 2.4 D 4WD	2GD-FTV	05/15 →
IQ 1.33	1NR-FE	01/09 →
IQ 1.4 D-4D	1ND-TV	01/09 →

LAND CRUISER 200 4.0	1GR-FE	01/10 →
LAND CRUISER 200 4.5 D4-D	1VD-FTV	01/12 →
LAND CRUISER 150 2.8 D-4D	1GD-FTV	06/15 →
LAND CRUISER 150 3.0 D-4D	1KD-FTV, 1AZ-FE	08/09 →
LAND CRUISER 150 4.0 V6 Dual VVTi	1GR-FE	08/09 →

LAND CRUISER 150 4.0 V6 VVTi	1GR-FE	01/10 →
LAND CRUISER 150 4.0 V6 VVT-i	1GR-FE	08/09 →
LAND CRUISER PRADO 150 3.0 D-4D	1KD-FTV	08/09 →
LAND CRUISER PRADO 150 4.0 V6 VVTi	1GR-FE	08/09 →
LAND CRUISER VAN 3.0 D4d 4WD	1KD-FTV	01/11 →

RAV 4 II 2.0 4WD	1AZ-FE	05/00 → 11/05
RAV 4 II 2.0 D 4WD	1CD-FTV	05/01 → 11/05
RAV 4 II 2.2 D4d	2AD-FHV	12/12 →
RAV 4 IV 2.0	3ZR-FE	12/12 →
RAV 4 IV 2.0 4WD	3ZR-FAE, 1AD-FTV	12/12 →

RAV 4 IV 2.0 D	1AD-FTV, 2AD-FHV	12/12 →
RAV 4 IV 2.0 D 4WD	1AD-FTV	01/13 →
RAV 4 IV 2.2 D 4WD	2AD-FHV, 1NR-FE	12/12 →
RAV 4 III 2.0	3ZR-FAE	12/08 → 06/13
RAV 4 III 2.0 4WD	1AZ-FE, 2AD-FHV	02/06 → 06/13

RAV 4 III 2.0 VVT-i [CHN]	1AZ-FE	03/09 →
RAV 4 III 2.2 D	2AD-FHV, 2AD-FHV	12/08 → 06/13
RAV 4 III 2.2 D 4WD	2AD-FHV, 3ZR-FAE	11/05 → 06/13
RAV 4 III 2.4	2AZ-FE	11/05 → 06/13
RAV 4 III 2.4 4WD	2AZ-FE	11/05 → 06/13

RAV 4 III 2.4 VVTi [CHN]	2AR-FE	03/09 →
VERSO S 1.33	1NR-FE	11/10 → 10/16
VERSO S 1.4 D4-D	1ND-TV	11/10 → 10/16
YARIS III 1.0	1KR-FE	12/10 →
YARIS III 1.0 VVTi	1KR-FE	07/14 →

YARIS III 1.3	1NR-FE, 1NZ-FE	08/11 →
YARIS III 1.3 4WD	1NR-FE	12/10 →
YARIS III 1.3 VVTi	1NR-FE	10/12 →
YARIS III 1.4 D	1ND-TV	09/11 →
YARIS III 1.4 D4d	1ND-TV	07/14 →

YARIS III 1.5	1NZ-FE, 2AZ-FE	12/10 →
YARIS III 1.8 GRMN	2ZR-FE	09/17 →

VAUXHALL		
AGILA B 1.0 12V	K10B	01/08 → 11/14
AGILA B 1.0 i	K10B	08/11 → 11/14
AGILA B 1.2 i 16V	K12B	01/08 → 11/14

7.1259



3

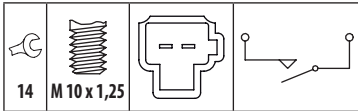
BRAKE/CLUTCH PEDAL SWITCHES

Adatt./Suitable:

TOYOTA
88280-14030

ITEM NOW AVAILABLE FROM PRODUCTION

- ARTICOLO ORA DISPONIBILE PER LA VENDITA
- ARTICLE DISPONIBLE EN PRODUCTION COURANTE
- JETZT ZUM VERKAUF VERFÜGBARER ARTIKEL
- ARTICULO AHORA DISPONIBLE EN PRODUCCION


TOYOTA

CAMRY 2.4	2AZ-FE, 1KD-FTV	09/01 ⇒ 11/06
CAMRY 2.4 VVTi LE	2AZ-FE	01/06 ⇒ 11/06
CAMRY 2.5	2AR-FE	01/10 ⇒ 09/11
CAMRY 3.0 24V	1MZ-FE	08/96 ⇒ 11/01
CAMRY SOLARA II 2.4	2AZ-FE	07/03 ⇒ 11/08
LAND CRUISER 90 3.0 D-4D 4WD	1KD-FTV	08/00 ⇒ 08/02
LAND CRUISER 90 3.0 TD	1KZ-FE, 1KD-FTV	04/95 ⇒ 12/02
LAND CRUISER 90 3.4 i 24V	5VZ-FE	03/96 ⇒ 12/02
LAND CRUISER 100 4.2 TDi	1HD-FTE	01/98 ⇒ 07/08
LAND CRUISER 120 3.0 D-4D	1KD-FTV, 1KZ-TE	09/02 ⇒ 12/10
LAND CRUISER 4.2 TDi	1HD-FTE	01/98 ⇒ 07/03
LAND CRUISER PRADO 120 3.0 D-4D	1KD-FTV, 1AZ-FE	09/02 ⇒ 08/09
PREVIA II 2.0 D-4D	1CD-FTV	03/01 ⇒ 01/06
PREVIA II 2.4	2AZ-FE	02/00 ⇒ 02/06
RAV 4 II 2.0 4WD	1AZ-FE	05/00 ⇒ 11/05
RAV 4 II 2.4 4WD	2AZ-FE	08/03 ⇒ 11/05
RAV 4 III 2.0	3ZR-FAE	12/08 ⇒ 06/13
RAV 4 III 2.0 4WD	1AZ-FE, M166.940	02/06 ⇒ 06/13
RAV 4 III 2.0 VVT-i [CHN]	1AZ-FE	03/09 ⇒
RAV 4 III 2.4	2AZ-FE	11/05 ⇒ 06/13
RAV 4 III 2.4 4WD	2AZ-FE	11/05 ⇒ 06/13
TARAGO MPV / SPACE 2.0 TDi	1CD-FTV	10/03 ⇒ 12/05
TARAGO MPV / SPACE 2.4 VVTi	2AZ-FE	02/00 ⇒ 12/05
VIOS / YARIS 1.5	1NZ-FE	08/07 ⇒
YARIS I 1.0	1SZ-FE	03/03 ⇒ 09/05
YARIS II 1.5	1NZ-FE	11/05 ⇒

7.1260

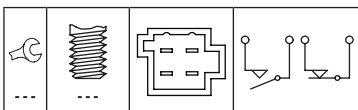


3

BRAKE/CLUTCH PEDAL SWITCHES

Adatt./Suitable:

MERCEDES-BENZ
A 001 545 20 09
A 001 545 38 09
A 001 545 87 09

MARKET DIFFUSION: HIGH

MERCEDES-BENZ

A-SERIES A160 CDI	OM668.941	03/98 ⇒ 02/01
A-SERIES A170 CDI	OM668.940	03/98 ⇒ 02/01
CLASSE A I A 140	M166.940, 266960NGT	01/01 ⇒ 08/04

MERCEDES-BENZ

CLASSE A I A 160	M166.960	07/97 ⇒ 08/04
CLASSE A I A 160 CDI	OM668.940	02/01 ⇒ 08/04
CLASSE A I A 170 CDI	OM668.942	02/01 ⇒ 08/04
CLASSE A I A 190	M166.990	03/99 ⇒ 08/04
CLASSE A I A 210	M166.995	12/01 ⇒ 08/04
CLASSE A II A 150	M266.920	09/04 ⇒ 06/12
CLASSE A II A 160 CDI	OM640.942	09/04 ⇒ 06/12
CLASSE A II A 170	M266.940	09/04 ⇒ 06/12
CLASSE A II A 180 CDI	OM640.940	09/04 ⇒ 06/12
CLASSE A II A 200	M266.960	09/04 ⇒ 06/12
CLASSE A II A 200 CDI	OM640.941	09/04 ⇒ 06/12
CLASSE A II A 200 TURBO	M266.980	09/05 ⇒ 06/12
CLASSE B I B 150	M266.920	03/05 ⇒ 11/11
CLASSE B I B 170	M266.940	03/05 ⇒ 11/11
CLASSE B I B 170 NGT	266960NGT, 266960NGT	04/08 ⇒ 11/11
CLASSE B I B 180 CDI	OM640.940	03/05 ⇒ 11/11
CLASSE B I B 180 NGT	266960NGT, OM611.962	04/08 ⇒ 11/11
CLASSE B I B 200	M266.960	03/05 ⇒ 11/11
CLASSE B I B 200 CDI	OM640.941	03/05 ⇒ 11/11
CLASSE B I B 200 TURBO	M266.980	03/05 ⇒ 11/11
CLASSE C II C 180	M111.951	10/00 ⇒ 05/02
CLASSE C II C 200 CDI	OM611.962	09/00 ⇒ 08/07
CLASSE C II C 200 Kompressor	M111.955	05/00 ⇒ 06/02
CLASSE C II C 220 CDI	OM611.962, M272.964	05/00 ⇒ 08/07
CLASSE C II C 230	M272.920	01/05 ⇒ 08/07
CLASSE C II C 230 Kompressor	M111.981	03/01 ⇒ 05/02
CLASSE C II C 240	M112.912	05/00 ⇒ 08/07
CLASSE C II C 270 CDI	OM612.962	12/00 ⇒ 08/07
CLASSE C II C 30 CDI AMG	OM612.990	01/03 ⇒ 08/07
CLASSE C II C 32 AMG Kompressor	M112.961	02/01 ⇒ 08/07
CLASSE C II C 320	M112.946	05/00 ⇒ 05/08
CLASSE C II C 320 4-matic	M112.953	07/02 ⇒ 08/07
CLASSE C II C 320 CDI	OM642.910	06/05 ⇒ 08/07
CLASSE C II C 350	M272.960	01/05 ⇒ 08/07
CLASSE C II C 350 4-matic	M272.970	01/05 ⇒ 08/07
CLASSE C II C 55 AMG	M113.988	02/04 ⇒ 08/07
CLASSE V V 200 CDI	OM611.980	03/99 ⇒ 07/03
CLASSE V V 220 CDI	OM611.980	03/99 ⇒ 07/03
CLASSE V V 230	M111.980	10/96 ⇒ 07/03
CLASSE CLS I CLS 280	M272.943	07/08 ⇒ 12/10
CLASSE CLS I CLS 300	M272.943	04/09 ⇒ 12/10
CLASSE CLS I CLS 320 CDI	OM642.920	01/05 ⇒ 12/10
CLASSE CLS I CLS 350	M272.964, OM646.820	10/04 ⇒ 12/10
CLASSE CLS I CLS 350 CDI	OM642.920	04/09 ⇒ 12/10
CLASSE CLS I CLS 500	M273.960	04/06 ⇒ 12/10
CLASSE CLS I CLS 63 AMG	M156.983	04/06 ⇒ 12/10
CLASSE E III 350 CGI	M272.985	05/06 ⇒ 07/09
CLASSE E III E 200 CDI	OM646.820, OM642.920	04/06 ⇒ 07/09
CLASSE E III E 200 Kompressor	M271.956	04/06 ⇒ 07/09
CLASSE E III E 220 T CDI	OM646.821	04/06 ⇒ 07/09
CLASSE E III E 230 T	M272.922	05/07 ⇒ 07/09
CLASSE E III E 280 T CDI	OM642.920	03/05 ⇒ 07/09
CLASSE E III E 280 T CDI 4-matic	OM642.921	03/05 ⇒ 07/09
CLASSE E III E 320 T CDI	OM642.920, 111979NGT	03/03 ⇒ 07/09
CLASSE E III E 320 T CDI 4-matic	OM642.921	03/05 ⇒ 07/09
CLASSE E III E 350 T	M272.964	03/05 ⇒ 07/09
CLASSE E III E 350 T 4-matic	M272.972	03/05 ⇒ 07/09
CLASSE E III E 500 T	M273.960	04/06 ⇒ 07/09
CLASSE E III E 500 T 4-matic	M273.962	04/06 ⇒ 07/09
CLASSE E III E 63 AMG	M156.983	03/06 ⇒ 07/09
ML-SERIES ML230	M111.977	04/98 ⇒ 08/00
SPRINTER I 208 CDI	OM611.987	04/00 ⇒ 05/06
SPRINTER I 211 CDI	OM611.981	04/00 ⇒ 05/06
SPRINTER I 213 CDI	OM611.981	04/00 ⇒ 05/06
SPRINTER I 214 NGT	111979NGT, M111.979	02/95 ⇒ 05/06
SPRINTER I 216 CDI	OM612.981	04/00 ⇒ 05/06
SPRINTER I 308 CDI	OM611.987	04/00 ⇒ 05/06
SPRINTER I 311 CDI	OM611.981	04/00 ⇒ 05/06
SPRINTER I 311 CDI 4x4	OM611.981	08/02 ⇒ 05/06
SPRINTER I 313 CDI	OM611.981	04/00 ⇒ 05/06
SPRINTER I 313 CDI 4x4	OM611.981	08/02 ⇒ 05/06
SPRINTER I 314	M111.979, 111979NGT	02/95 ⇒ 05/06
SPRINTER I 314 4x4	M111.984	08/02 ⇒ 05/06
SPRINTER I 314 NGT	111979NGT, OM646.986	02/95 ⇒ 05/06
SPRINTER I 316 CDI	OM612.981	04/00 ⇒ 05/06
SPRINTER I 316 CDI 4x4	OM612.981	08/02 ⇒ 05/06
SPRINTER I 408 CDI	OM611.987	04/00 ⇒ 05/06
SPRINTER I 411 CDI	OM611.981	04/00 ⇒ 05/06
SPRINTER I 411 CDI 4x4	OM611.981	04/00 ⇒ 05/06
SPRINTER I 413 CDI	OM611.981	04/00 ⇒ 05/06
SPRINTER I 413 CDI 4x4	OM611.981	04/00 ⇒ 05/06
SPRINTER I 414 NGT	111984NGT	02/95 ⇒ 05/06
SPRINTER I 416 CDI	OM612.981	04/00 ⇒ 05/06
SPRINTER I 416 CDI 4x4	OM612.981	04/00 ⇒ 05/06

MERCEDES-BENZ

SPRINTER I 616 CDI	OM612.981	04/01 ⇒
SPRINTER II 209 CDI	OM646.984	06/06 ⇒ 12/09
SPRINTER II 211 CDI	OM646.985	06/06 ⇒ 12/09
SPRINTER II 213 CDI	OM646.986	06/06 ⇒ 12/09
SPRINTER II 215 CDI	OM646.986, OM642.896	06/06 ⇒ 12/09
SPRINTER II 218 CDI	OM642.896, OM646.986	06/06 ⇒ 12/09
SPRINTER II 224	M272.979	06/06 ⇒
SPRINTER II 309 CDI	OM646.984	06/06 ⇒ 12/09
SPRINTER II 311 CDI	OM646.701	06/06 ⇒
SPRINTER II 311 CDI 4x4	OM646.985	02/08 ⇒ 12/09
SPRINTER II 313 CDI	OM646.986	06/06 ⇒
SPRINTER II 315 CDI	OM646.986, OM646.986	06/06 ⇒ 12/09
SPRINTER II 315 CDI 4x4	OM646.986, OM642.896	02/08 ⇒ 12/09
SPRINTER II 318 CDI	OM642.896, OM651.955	06/06 ⇒ 12/09
SPRINTER II 324	M272.979	06/06 ⇒ 12/13
SPRINTER II 411 CDI	OM646.701	09/13 ⇒
SPRINTER II 413 CDI	OM651.955, OM642.896	06/06 ⇒ 05/16
SPRINTER II 416 CDI	OM651.957	03/09 ⇒
SPRINTER II 424	M272.979	06/06 ⇒ 12/13
SPRINTER II 509 CDI	OM646.984	06/06 ⇒ 12/09
SPRINTER II 511 CDI	OM646.985	06/06 ⇒ 12/09
SPRINTER II 518 CDI	OM642.896, M112.976	06/06 ⇒ 12/09
SPRINTER II 524	M272.979	06/06 ⇒ 12/13
VANEO 1.6	M166.961	02/02 ⇒ 07/05
VANEO 1.7 CDI	OM668.914	02/02 ⇒ 07/05
VANEO 1.9	M166.991	02/02 ⇒ 07/05
VIANO 3,0	M112.951	09/03 ⇒
VIANO 3.2	M112.951	09/03 ⇒
VIANO 3.5	M272.978	09/07 ⇒
VIANO 3.7	M112.976, OM646.980	06/04 ⇒
VIANO CDI 2.0	OM646.982	09/03 ⇒
VIANO CDI 2.0 4-matic	OM646.982	07/05 ⇒
VIANO CDI 2.2	OM646.980, OM611.980	09/03 ⇒
VITO I 108 CDI 2.2	OM611.980, OM611.980	03/99 ⇒ 07/03
VITO I 110 CDI 2.2	OM611.980, OM646.980	03/99 ⇒ 07/03
VITO I 112 CDI 2.2	OM611.980	03/99 ⇒ 07/03
VITO II 109 CDI	OM646.983	09/03 ⇒
VITO II 111 CDI	OM646.982	09/03 ⇒
VITO II 115 CDI	OM646.980, M112.976	09/03 ⇒
VITO II 115 CDI 4x4	OM646.982	09/07 ⇒
VITO II 119	M112.951	09/03 ⇒
VITO II 122	M112.951	09/03 ⇒
VITO II 123	M112.976, K24A	06/04 ⇒

7.1261



3

BRAKE/CLUTCH PEDAL SWITCHES

Adatt./Suitable:

ACURA
36750-SMA-013

HONDA
36750-S5A-J01
36750-S5A-J02
36750-SDA-A01
36750-SDA-A02
36750-SJA-003
36750-SJA-013
36750-SMA-003
36750-SMA-013

ITEM NOW AVAILABLE FROM PRODUCTION

- ARTICOLO ORA DISPONIBILE PER LA VENDITA
- ARTICLE DISPONIBLE EN PRODUCTION COURANTE
- JETZT ZUM VERKAUF VERFÜGBARER ARTIKEL
- ARTICULO AHORA DISPONIBLE EN PRODUCCION

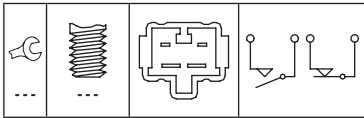
1073 Has the same colour as the original part : White

- corrisponde al pezzo originale colorato : bianco
- Correspond à la pièce originale dans sa couleur : blanc
- Entspricht dem Originalteil in Farbe : weiß
- corresponde al color de la pieza original : blanco

1083 Has the same colour as the original part : Green

- corrisponde al pezzo originale colorato : verde
- Correspond à la pièce originale dans sa couleur : vert
- Entspricht dem Originalteil in Farbe : grün
- corresponde al color de la pieza original : verde

MARKET DIFFUSION: MEDIUM



ACURA		
RDX 3.5 iVtec [ExtraEU]	J35Z2	01/12 ⇨ 08/15
HONDA		
ACCORD VII 2.0	K20Z2	01/06 ⇨ 08/08
ACCORD VII 2.0 Trazione integrale	K20A6	02/03 ⇨ 05/08
ACCORD VII 2.2 i-CTDi	N22A1	01/04 ⇨ 05/08
ACCORD VII 2.4	K24A, N22B1	02/03 ⇨ 05/08
ACCORD VIII 2.0 i	R20A3	06/08 ⇨
ACCORD VIII 2.2 i-DTEC	N22B1, LDA2	07/08 ⇨
ACCORD VIII 2.4 i	K24Z3	07/08 ⇨
ACCORD VIII 3.5 i	J35Z2	07/08 ⇨
ACCORD VIII 3.5 V 6	J35Z2	09/07 ⇨ 09/12
CITY 1.5 i-VTEC	L15A7	02/09 ⇨
CIVIC 1.8 iVtec [ExtraEU]	R18Z1	09/11 ⇨
CIVIC VII 1.7 CTDi	4EE-2	01/02 ⇨ 09/05
CIVIC VII 1.7 i 16V VTi	D17Z4	11/01 ⇨
CIVIC VII 2.0	K20A3	10/03 ⇨ 09/05
CIVIC VII 2.0 i Sport	K20A3	09/01 ⇨ 09/05
CIVIC VII 2.0 Type-R	K20A2	09/01 ⇨ 09/05
CIVIC VIII 1.3 Hybrid	LDA2, R16A1	01/06 ⇨
CIVIC VIII 1.6	R16A1, R18A1	09/05 ⇨
CIVIC VIII 1.8	R18A1, --	09/05 ⇨
CIVIC VIII 1.8 EXS Flex	R18A1	11/06 ⇨
CIVIC VIII 2.0	--, J35Y1	01/06 ⇨
CIVIC IX 1.8	R18Z1	02/12 ⇨
CR-V II 2.0	R20A1	06/04 ⇨
CR-V II 2.2 CTDi	N22A2	02/05 ⇨ 09/06
CR-V III 2.0 i	R20A2	01/07 ⇨
CR-V III 2.0 i 4WD	R20A2	01/07 ⇨
CR-V III 2.0 iVtec [ExtraEU]	R20A9	10/12 ⇨
CR-V III 2.2 i-CTDi 4WD	N22A2	01/07 ⇨
CR-V III 2.2 i-DTEC 4WD	N22B3	01/07 ⇨
CR-V III 2.4	K24Z1	04/07 ⇨
CR-V III 2.4 iVtec [ExtraEU]	K24Z1	01/07 ⇨ 06/12

HONDA		
CR-V III 2.4 i-VTEC 4WD	K24Z1, L12A1	10/06 ⇨
CROSSTOUR 2.4	K24Y2	09/12 ⇨
CROSSTOUR 3.5 4WD	J35Y1, K24Z1	01/12 ⇨
CR-Z 1.5 Hybrid	LEA3	11/12 ⇨
FR-V 1.8	R18A1	01/07 ⇨
FR-V 2.0	K20A9	02/05 ⇨
FR-V 2.2 i CTDi	N22A1	07/05 ⇨
JAZZ 1.3 Hybrid	LDA3	04/11 ⇨ 12/15
JAZZ I 1.2 i-DSI	L12A1, L13A1	03/02 ⇨ 07/08
JAZZ I 1.3	L13A1, L13A1	03/02 ⇨ 07/08
JAZZ I 1.4	L13A5	04/05 ⇨ 07/08
JAZZ I 1.4 iDSI	L13A1, J35A4	12/06 ⇨ 10/08
JAZZ II 1.2	L12A4	01/06 ⇨
JAZZ II 1.4	L13A6	01/06 ⇨
JAZZ III 1.4	L13Z1	11/08 ⇨
JAZZ III 1.5 i-VTEC	L15A7	07/08 ⇨
LEGEND III 3.7 VTEC V6	J37A2	07/08 ⇨
LEGEND IV 3.5 i	J35A8	10/04 ⇨
LEGEND IV 3.5 V6 4WD	J35A8	05/06 ⇨ 12/12
LEGEND IV 3.5 VTEC V6	C35A8	10/04 ⇨ 06/09
LEGEND IV 3.7 Vtec [ExtraEU]	J37A3	08/08 ⇨ 12/12
LEGEND IV 3.7 VTEC V6 4WD	J37A3	07/08 ⇨ 12/12
MR-V 3.5	J35A4, J35A4	01/03 ⇨
ODYSSEY 3.5	J35A4, J35Z4	01/02 ⇨
PILOT 3.5 4WD	J35Z4, B12S1	09/08 ⇨

7.1264



3

BRAKE/CLUTCH PEDAL SWITCHES

Adatt./Suitable:

CHEVROLET
95368629
96436332
96440926
96552790
96874571

DAEWOO
95368629
96436332
96440926
96552790
96874571

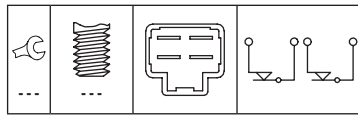
GENERAL MOTORS
95 368 629
96 440 926
96 874 571

ITEM NOW AVAILABLE FROM PRODUCTION

- ARTICOLO ORA DISPONIBILE PER LA VENDITA
- ARTICLE DISPONIBLE EN PRODUCTION COURANTE
- JETZT ZUM VERKAUF VERFÜGBARER ARTIKEL
- ARTICULO AHORA DISPONIBLE EN PRODUCCION

1074 Has the same colour as the original part : Yellow

- corrisponde al pezzo originale colorato : giallo
- Correspond à la pièce originale dans sa couleur : jaune
- Entspricht dem Originalteil in Farbe : gelb
- corresponde al color de la pieza original : amarillo



CHEVROLET		
AVEO I 1.2	B12S1, A16DMS	03/05 ⇨
AVEO I 1.4	L14	03/05 ⇨ 12/07
AVEO I 1.4 CNG	L95	01/10 ⇨
AVEO I 1.5	F15S3	05/05 ⇨
AVEO I 1.6	A16DMS, F16D3	09/03 ⇨
EPICA 2.0	T20SED	01/05 ⇨ 12/06
EPICA 2.5	LF4	06/06 ⇨
EVANDA 2.0	X20SED	03/05 ⇨
LACETTI 1.4	F14D3	03/05 ⇨
MATIZ 1.0	B10S	01/08 ⇨ 12/13
NUBIRA 1.6	LXT	01/10 ⇨
OPTRA 1.6	F16D3, F18D3	08/03 ⇨ 12/08
OPTRA 1.6 SRV	F16D3	06/06 ⇨
OPTRA 1.8	F18D3, B10S	08/03 ⇨
OPTRA 1.8 SRV	T18SED	06/06 ⇨
OPTRA 2.0	U20SED	06/99 ⇨
SPARK II 1.0 LPG	B10S	05/05 ⇨
SPARK II 1.0 SX	B10S, LMU	05/05 ⇨
SPARK III 1.0 LPG	LMT	03/10 ⇨
SPARK III 1.2	LMU, B12S1	03/10 ⇨

CHEVROLET		
SPARK III 1.2 LPG	LMU	03/10 ⇨
TACUMA 1.6	A16DMS	02/05 ⇨
TACUMA 2.0	X20SED	02/05 ⇨
DAEWOO		
AVEO 1.4	F14D3	05/03 ⇨ 12/04
EVANDA 2.0	L88	08/02 ⇨
GENTRA 1.5	B15D2	06/13 ⇨
KALOS 1.2	B12S1, F14D3	04/03 ⇨
KALOS 1.4	F14D3, F14D3	09/02 ⇨
KALOS 1.4 16V	F14D3	04/03 ⇨
KALOS 1.5	F15S3	11/02 ⇨ 12/04
KALOS 1.6	F16S4	02/03 ⇨
LACETTI 1.4	F14D3, QG15DE	06/02 ⇨
LACETTI 1.6	A16DMS	06/99 ⇨
LACETTI 1.8	T18SED	02/04 ⇨
MATIZ 0.8	F8CV	01/05 ⇨ 06/10
NUBIRA II 1.6	F16D3	07/03 ⇨
NUBIRA II 1.8	T18SED	07/03 ⇨
REZZO 2.0	T20SED	09/00 ⇨
TACUMA 1.6	A16DMS	09/00 ⇨ 01/05
TACUMA 2.0	X20SED	09/00 ⇨ 01/05

7.1265



3

BRAKE/CLUTCH PEDAL SWITCHES

Adatt./Suitable:

INFINITI
25300-AT300
25300AT30A

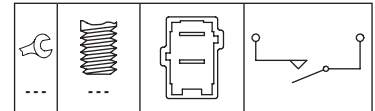
NISSAN
25300-3RA0A
25300-4M400
25300-AT300
25300-AT30A

RENAULT
25 30 03R A0A
25 30 0AT 300

ITEM NOW AVAILABLE FROM PRODUCTION

- ARTICOLO ORA DISPONIBILE PER LA VENDITA
- ARTICLE DISPONIBLE EN PRODUCTION COURANTE
- JETZT ZUM VERKAUF VERFÜGBARER ARTIKEL
- ARTICULO AHORA DISPONIBLE EN PRODUCCION

MARKET DIFFUSION: HIGH



INFINITI		
EX35 3.5 V6	VQ35HR	04/08 ⇨
M35 3.5	VQ35DE	01/05 ⇨
M35 3.5 X	VQ35DE	01/05 ⇨
M45 4.5	VK45DE	01/05 ⇨
QX56 5.6 V8	VK56DE	04/08 ⇨
NISSAN		
ALMERA I 1.8	QG18DE	07/95 ⇨ 05/00
ALMERA II 1.5	QG15DE, QG18DE	03/00 ⇨
ALMERA II 1.5 dCi	K9K722	01/03 ⇨ 09/06
ALMERA II 1.5 XL	QG15DE	03/01 ⇨
ALMERA II 1.8	QG18DE, YD22DDT	01/00 ⇨
ALMERA II 2.2 dCi	YD22DDT, QG18DE	09/03 ⇨ 09/06
ALMERA II 2.2 Di	YD22DDT	03/00 ⇨ 04/03
ALMERA III 1.2 i	HR12DE	09/11 ⇨
ALMERA III 1.5 dCi	K9K	08/12 ⇨
ALMERA TINO 1.8	QG18DE, YD22DDT	08/00 ⇨ 02/06
ALMERA TINO 2.2 dCi	YD22DDT, K9K	08/00 ⇨
CABSTAR III 3.0 D	ZD30DDTi	09/06 ⇨
CABSTAR III 3.0 TDi	ZD30DDTi	09/06 ⇨ 12/13
CABSTAR III 35.14 DCI 3.0	ZD30DDTi	09/06 ⇨ 12/13
CABSTAR III 35.15 DCI, 45.15 DCI 3.0	ZD30DDTi	09/06 ⇨ 12/13
CUBE 1.5 dCi	K9K, VR38DETT	03/10 ⇨
FRONTIER 2.5 dCi [BRA]	YD25DDTi	08/08 ⇨
FRONTIER 2.5 i [USA]	QR25DE	10/04 ⇨
FRONTIER 4.0 [USA]	VQ40DE	10/04 ⇨
GT-R 3.8	VR38DETT, VR38DETT	12/08 ⇨
GT-R NISMO	VR38DETT	07/14 ⇨
GT-R V6	VR38DETT, HR12DDT	12/07 ⇨
JUKE 1.2 DIG-T	HR12DDT, K9K410	05/14 ⇨
JUKE 1.5 dCi	K9K410, HR16DE	06/10 ⇨
JUKE 1.6	HR16DE, EM57	06/10 ⇨
JUKE 1.6 CVTC	HR16DE	08/14 ⇨

NISSAN		
JUKE 1.6 DIG-T	MR16DDT	06/10 →
JUKE 1.6 DIG-T 4x4	MR16DDT	06/10 →
JUKE 1.6 DIG-T NISMO	MR16DDT	03/13 → 07/14
JUKE 1.6 DIG-T NISMO 4x4	MR16DDT	02/13 → 07/14
JUKE 1.6 DIG-T NISMO RS	MR16DDT	08/14 →
JUKE 1.6 DIG-T NISMO RS 4x4	MR16DDT	08/14 →
JUKE 1.6 LPG	HR16DE	01/12 →
LEAF Electric	EM57, HR12DR	11/10 →
MAXIMA QX 3.0 V6 24V	VQ30DE	03/00 → 11/03
MICRA IV 1.2	HR12DR, HR12DR	05/10 →
MICRA IV 1.2 4WD	HR12DE	05/10 →
MICRA IV 1.2 DIG-S	HR12DR, VQ35DE	04/11 →
MICRA IV 1.2 LPG	HR12DE	05/10 →
MICRA IV 1.5 dCi	K9K	05/10 →
MICRA V 0.9 IG-T	HR09DET	12/16 →
MICRA V 1.0	BR10DE	12/16 →
MICRA V 1.5 DCI	K9K	12/16 →
MURANO 1.3.5	VQ35DE, VQ35DE	08/03 →
MURANO 1.3.5 4x4	VQ35DE, VQ35DE	08/03 →
MURANO II 3.5	VQ35DE, VQ35DE	11/07 → 09/14
MURANO II 3.5 4x4	VQ35DE, YS23DDT	11/07 → 09/14
MURANO III 2.5 HEV ALL MODE 4x4-i	QR25DER	01/16 →
MURANO III 3.5 V6	VQ35DE	01/16 →
MURANO III 3.5 V6 ALL MODE 4x4-i	VQ35DE	01/16 →
NAVARA II 2.5 dCi	YD25DDTi	12/05 →
NAVARA II 2.5 dCi [THA]	YD25DDTi	12/06 →
NAVARA II 2.5 dCi 4WD	YD25DDTi	08/08 →
NAVARA II 2.5 i [THA]	QR25DE	08/07 →
NAVARA II 3.0 dCi 4WD	V9X	02/10 →
NAVARA II 4.0	VQ40DE	05/07 →
NAVARA III 2.3 dCi	YS23DDT	01/15 →
NAVARA III 2.3 dCi 4x4	YS23DDT, K9K276	01/15 →
NOTE I 1.2 DIG-S Super-charged	HR12DR	12/13 →
NOTE I 1.4	CR14DE	03/06 → 06/12
NOTE I 1.5 dCi	K9K276, HR12DR	03/06 → 06/12
NOTE I 1.6	HR16DE	03/06 → 06/12
NOTE II 1.2	HR12DR, HR12DR	06/13 →
NOTE II 1.2 4WD	HR12DE	06/13 →
NOTE II 1.2 DIG-S	HR12DR, K9K608	06/13 →
NOTE II 1.2 LPG	HR12DE	03/15 →
NOTE II 1.5 dCi	K9K608, K9K	06/13 →
NOTE II 1.6 NISMO S	HR16DE	06/13 →
NP300 2.3 dCi	M9T	06/14 →
NP300 2.5 D	YD25DDTi	06/14 →
NP300 2.5 i	QR25DE	06/14 →
NV200 / EVALIA 1.5 dci	K9K, K9K	07/10 →
NV200 / EVALIA 2.0	MR20DE	07/10 →
NV200 / EVALIA e-	EM57	07/14 →
NV200 1.5 dci	K9K, SR20DE	02/10 →
NV200 e-NV	EM57	05/14 →
PATHFINDER II 3.5 V6 4WD	VQ35	11/00 → 12/04
PATHFINDER III 2.5 dCi 4WD	YD25DDTi	10/06 →
PATHFINDER III 3.0 dCi	V9X	05/10 →
PRIMERA II 1.8 LPG	QG18DE	03/02 → 10/08
PRIMERA II 2.0 LPG	SR20DE, K9K	08/99 → 07/02
PRIMERA III 2.0	QR20DE	07/02 → 10/08
PULSAR 1.2 DIG-T	HRA2DDT	10/14 →
PULSAR 1.5 dCi	K9K	10/14 →
PULSAR 1.6 DIG-T	MR16DDT	02/15 →
QASHQAI +2.0	MR20DE	01/10 → 04/14
QASHQAI I 1.5 dCi	K9K, HR16DE	02/07 → 12/13
QASHQAI I 1.6	HR16DE, M1D	02/07 → 12/13
QASHQAI I 1.6 dCi	R9M	10/11 → 12/13
QASHQAI I 1.6 dCi Trazione integrale	R9M	10/11 → 12/13
QASHQAI I 1.6 LPG	HR16DE	11/10 → 12/13
QASHQAI I 2.0	MR20DE	02/07 → 12/13
QASHQAI I 2.0 dCi	M1D, M1D	02/07 → 12/13
QASHQAI I 2.0 dCi Trazione integrale	M1D, H5FT	02/07 → 12/13
QASHQAI I 2.0 Trazione integrale	MR20DE	02/07 → 12/13
QASHQAI II 1.2 DIG-T	H5FT, K9K636	11/13 →
QASHQAI II 1.3 DIG-T	HR13DDT	08/18 →
QASHQAI II 1.5 dCi	K9K636, K9K	11/13 →
QASHQAI II 1.6 dCi	R9M	11/13 →
QASHQAI II 1.6 dCi ALL MODE 4x4-i	R9M	11/13 →
QASHQAI II 1.6 DIG-T	MR16DDT	10/14 →
QASHQAI II 2.0	MR20DD	06/14 →
QASHQAI II 2.0 ALL MODE 4x4-i	MR20DD	10/15 →
SENTRA VII 1.6	HR16DE	08/14 →
SENTRA VII 1.6 DIG-T	MR16DDT	07/12 →
SENTRA VII 1.6 i	HR16DE	07/12 →
SENTRA VII 1.8 [TWN]	MRA8DE	08/13 →

NISSAN		
SENTRA VII 1.8 i	MRA8DE	07/12 →
SYLPHY III 1.6 DIG-T	MR16DDT	07/12 →
SYLPHY III 1.8	MRA8DE	08/12 →
TEANA 3.5 CVTC	VQ35DE	01/14 →
TEANA I 2.3	VQ23DE	10/03 → 06/08
TEANA I 3.5	VQ35DE	10/03 → 06/08
TEANA III 2.0	MR20DE	09/13 →
TEANA III 2.5	QR25DE	09/13 →
TEANA III 3.5	VQ35DE	01/14 →
TERRANO II 3.5 4WD	VQ35DE	10/94 → 06/03
TIIDA I 1.5 dCi	K9K, MR18DE	01/07 → 12/12
TIIDA I 1.6	HR16DE	09/07 → 12/12
TIIDA I 1.6 CVTC	HR16DE	01/15 →
TIIDA I 1.8	MR18DE, YD22DDTi	05/04 → 12/12
TIIDA II 1.6	HR16DE	08/11 →
TIIDA II 1.6 [RUS]	HR16DE	01/15 →
TIIDA II 1.8	MRA8DE	08/12 →
VERSA 1.6 CVTC [ExtraEU]	HR16DE	01/09 → 06/13
VERSA 1.6 FlexFuel	HR16DE	01/11 → 06/13
X-TRAIL I 2.2 DCI	YD22DDTi, MR20DE	12/03 → 01/13
X-TRAIL I 2.2 Di 4x4	YD22ETI	07/01 → 10/05
X-TRAIL I 2.5 4x4	QR25DE	09/01 → 02/07
X-TRAIL I 2.5 FWD	QR25DE	06/01 → 12/07
X-TRAIL II 2.0	MR20DE, MR20DE	06/07 → 02/14
X-TRAIL II 2.0 dCi	M9R760	06/07 → 11/13
X-TRAIL II 2.0 dCi 4x4	M9R	06/07 → 11/13
X-TRAIL II 2.0 dCi FWD	M9R	06/07 → 11/13
X-TRAIL II 2.0 FWD	MR20DE, QR25DE	03/07 → 11/13
X-TRAIL II 2.5	QR25DE, K9K872	09/07 → 07/14
X-TRAIL II 2.5 4x4	QR25DE	06/07 → 11/13
X-TRAIL III 1.6 dCi	R9M	04/14 →
X-TRAIL III 1.6 dCi ALL MODE 4x4-i	R9M	04/14 →
X-TRAIL III 1.6 DIG-T	MR16DDT	06/15 →
X-TRAIL III 2.0	MR20DD	09/14 →
X-TRAIL III 2.0 ALL MODE 4x4-i	MR20DD	09/14 →
X-TRAIL III 2.0 dCi	M9R	10/16 →
X-TRAIL III 2.0 dCi ALL MODE 4x4-i	M9R	10/16 →
X-TRAIL III 2.5 ALL MODE 4x4-i	QR25DE	12/13 →

RENAULT		
KADJAR 1.2 Tce 130	H5F408	06/15 →
KADJAR 1.3 Tce 140	H5H470	08/18 →
KADJAR 1.3 Tce 160	H5H470	08/18 →
KADJAR 1.5 BLUE dCi 115	K9K872, K9K646	08/18 →
KADJAR 1.5 dCi 110	K9K646, R9M410	06/15 →
KADJAR 1.6 dCi 130	R9M410, R9M414	06/15 →
KADJAR 1.6 dCi 130 4x4	R9M414, M9R830	06/15 →
KADJAR 1.6 Tce 165	M5M460	11/16 →
KOLEOS 1.6 dCi 130	R9M409	08/16 →
KOLEOS 2.0	M4R737	08/13 →
KOLEOS 2.0 dCi	M9R830, M9R830	09/08 →
KOLEOS 2.0 dCi 175	M9R868	08/16 →
KOLEOS 2.0 dCi 175 4WD	M9R868	08/16 →
KOLEOS 2.0 dCi 4x4	M9R830, 2TR700	09/08 →
KOLEOS 2.5	2TR700, 2TR700	09/08 →
KOLEOS 2.5 4x4	2TR700, Z601	09/08 →

7.1266

3

BRAKE/CLUTCH PEDAL SWITCHES

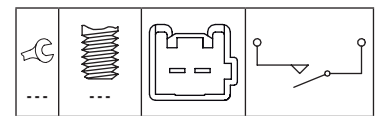

Adatt./Suitable:

MAZDA
NES5-66-4D0
NES5-66-4D0A

ITEM NOW AVAILABLE FROM PRODUCTION

- ARTICOLO ORA DISPONIBILE PER LA VENDITA
- ARTICLE DISPONIBLE EN PRODUCTION COURANTE
- JETZT ZUM VERKAUF VERFÜGBARER ARTIKEL
- ARTICULO AHORA DISPONIBLE EN PRODUCCION

MARKET DIFFUSION: MEDIUM



MAZDA

3 I 1.6	Z601, LF50	10/03 → 06/09
3 I 2.0	LF50, Z6	10/03 → 12/09
3 II 1.6 MZR	Z6, Y601	12/08 → 09/14
3 II 1.6 MZR CD	Y601, LF17	12/08 → 05/13
3 II 2.0 MZR	LF17, LF-5H	01/09 → 09/14
3 II 2.0 MZR DISI	LF-5H, R2AA	12/08 → 05/13
3 II 2.2 MZR CD	R2AA, L3KG	01/09 → 09/14
3 II 2.3 MPS Turbo	L3KG, LF-5H	06/09 → 09/14
5 II 2.0	LF-5H, L813	09/10 →
6 II 1.8 MZR	L813, LF17	08/07 → 07/13
6 II 2.0 MZR	LF17, R2AA	08/07 → 07/13
6 II 2.2 D	R2AA, R2AA	01/10 → 07/13
6 II 2.2 MZR-CD	R2AA, L501	08/08 → 07/13
6 II 2.5 MZR	L501, ZY-DE	08/07 → 07/13

7.1269

3

BRAKE/CLUTCH PEDAL SWITCHES

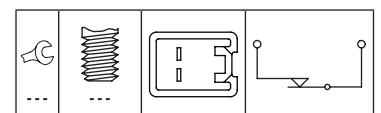
Adatt./Suitable:

MAZDA
GJ6A-66-490

ITEM NOW AVAILABLE FROM PRODUCTION

- ARTICOLO ORA DISPONIBILE PER LA VENDITA
- ARTICLE DISPONIBLE EN PRODUCTION COURANTE
- JETZT ZUM VERKAUF VERFÜGBARER ARTIKEL
- ARTICULO AHORA DISPONIBLE EN PRODUCCION

MARKET DIFFUSION: MEDIUM



MAZDA

2 II 1.5	ZY-DE, L813	10/07 → 06/15
2 II 1.5 i	ZY-DE	05/10 → 06/15
6 I 1.8	L813, LF17	08/02 → 08/07
6 I 2.0	LF17, RF5C	06/02 → 08/07

MAZDA			
6 I 2.0 GTD 4x4	RF5C	10/02 → 02/05	
6 I 2.0 DI	RF5C, L333	06/02 → 08/07	
6 I 2.3	L333, L333	01/02 → 02/08	
6 I 2.3 AWD	L333, --	11/02 → 08/07	
6 I 2.3 MPS Turbo	L3KG	12/05 → 08/07	
CX-7 2.2 MZR CD	R2AA	01/12 → 03/13	
CX-7 2.2 MZR-CD AWD	--, L3K4	07/09 →	
CX-7 2.3 DiSi [ExtraEU]	L3K7	06/06 → 06/09	
CX-7 2.3 MZR DiSi Turbo AWD	L3K4, L828	06/06 → 12/14	
CX-7 2.5 MZR	LSY7	07/09 → 03/13	
MX-5 III 1.8	L828, --	03/05 → 12/14	
MX-5 III 2.0	--, 13B	03/05 →	
RX-8 1.3	13B, HWDA	10/03 → 06/12	
RX-8 2.6 Wankel	13B-MSP	11/03 → 06/12	

7.1271



3

BRAKE/CLUTCH PEDAL SWITCHES

Adatt./Suitable:

FORD

1 223 089
1 227 338
3MST-11A152-AA
3MST-11A152-AB

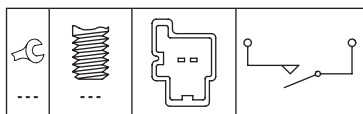

VOLVO

8691591

ITEM NOW AVAILABLE FROM PRODUCTION

- ARTICOLO ORA DISPONIBILE PER LA VENDITA
- ARTICLE DISPONIBLE EN PRODUCTION COURANTE
- JETZT ZUM VERKAUF VERFÜGBARER ARTIKEL
- ARTICULO AHORA DISPONIBLE EN PRODUCCION

MARKET DIFFUSION: HIGH



FORD			
C-MAX I 1.6	HWDA, G8DA	02/07 → 09/10	
C-MAX I 1.6 TDCi	G8DA, --	02/07 → 09/10	
C-MAX I 1.6 Ti-VCT	--, QQDA	03/07 →	
C-MAX I 1.8	QQDA, KKDA	02/07 → 09/10	
C-MAX I 1.8 Flexifuel	Q7DA	02/07 → 09/10	
C-MAX I 1.8 TDCi	KKDA, AODA	02/07 → 09/10	
C-MAX 1.2.0	AODA, G6DA	02/07 → 09/10	
C-MAX 1.2.0 CNG	SYDA	04/09 → 09/10	
C-MAX 1.2.0 TDCi	G6DA, 10FDOX	02/07 → 09/10	
ECOSPORT 1.0 EcoBoost	10FDOX, UGJE	10/13 →	
ECOSPORT 1.5 TDCi	UGJE, UEJB	10/13 →	
ECOSPORT 1.5 Ti-VCT [ExtraEU]	UEJB, HXJD	10/13 →	
ECOSPORT 1.6 Ti-VCT	HXJD, STJA	08/12 →	
ECOSPORT 2.0 4x4	C2OHDEA	08/12 →	
FIESTA IV 1.2	STJA, SPJA	08/08 → 12/12	
FIESTA IV 1.4	SPJA, HXJA	10/08 → 12/12	
FIESTA IV 1.6 Ti-VCT	HXJA, M1JE	10/08 → 12/12	
FIESTA VI 1.0 EcoBoost	M1JE, SNJA	09/13 →	
FIESTA VI 1.2 LPG	STJB	01/11 →	
FIESTA VI 1.25	SNUA, --	06/08 →	
FIESTA VI 1.4	--, RTJA	06/08 →	
FIESTA VI 1.4 LPG	RTJA, F6JB	01/09 →	
FIESTA VI 1.4 TDCi	F6JB, JTJA	01/09 →	
FIESTA VI 1.6 EcoBoost	--	01/13 →	
FIESTA VI 1.6 ST	JTJA, HHJC	03/13 →	
FIESTA VI 1.6 ST200	JTJC	04/16 →	
FIESTA VI 1.6 TDCi	HHJC, --	06/08 →	
FIESTA VI 1.6 TDCi SOHC	--	02/10 →	
FIESTA VI 1.6 Ti	--, HWDA	06/08 →	
FOCUS II 1.4	ASDA, HWDA	07/04 → 09/12	
FOCUS II 1.6	HWDA, G8DC	10/06 → 09/10	
FOCUS II 1.6 TDCi	G8DC, Q7DA	11/04 → 09/12	
FOCUS II 1.8	Q7DA, --	03/06 → 09/12	
FOCUS II 1.8 Flexifuel	--, KKDA	12/05 → 09/12	
FOCUS II 1.8 TDCi	KKDA, AODA	07/04 → 09/12	
FOCUS II 2.0	AODA, G6DA	07/04 → 09/12	

FORD			
FOCUS II 2.0 TDCi	G6DA, FFWA	07/04 → 09/12	
FOCUS II 2.5 ST	HYDA	10/05 → 09/12	
FOCUS C-MAX 1.6	HWDA, G8DA	10/03 → 03/07	
FOCUS C-MAX 1.6 TDCi	G8DA, HXDA	10/03 → 03/07	
FOCUS C-MAX 1.6 Ti	HXDA, CSDA	08/04 → 03/07	
FOCUS C-MAX 1.8	CSDA, AODA	10/03 → 03/07	
FOCUS C-MAX 1.8 Flexifuel	Q7DA	01/06 → 03/07	
FOCUS C-MAX 1.8 TDCi	KKDA	01/05 → 03/07	
FOCUS C-MAX 2.0	AODA, G6DA	03/04 → 03/07	
FOCUS C-MAX 2.0 TDCi	G6DA, ASDA	10/03 → 03/07	
GALAXY II 1.6 EcoBoost	--	02/11 →	
GALAXY II 1.8 TDCi	FFWA, AOWA	05/06 → 06/15	
GALAXY II 2.0	AOWA, TNWA	05/06 → 06/15	
GALAXY II 2.0 EcoBoost	TNWA, TBWA	03/10 →	
GALAXY II 2.0 Flexifuel	TBWA, --	05/06 → 06/15	
GALAXY II 2.0 TDCi	--, KNWA	05/06 →	
GALAXY II 2.0 TDCi CR TC	--	03/10 →	
GALAXY II 2.0 TDCi DSL	--	03/10 →	
GALAXY II 2.2 TDCi	KNWA, YSKD	03/08 → 06/15	
GALAXY II 2.3	SEWA	09/07 → 06/15	
GALAXY II 2.5 ST	HUWA	05/06 →	
KA+ 1.2	YSKD, FFWA	06/16 →	
KA+ 1.5 TDCi	--	01/16 →	
S-MAX I 1.6 EcoBoost	--	02/11 →	
S-MAX I 1.8 TDCi	FFWA, AOWA	05/06 → 12/14	
S-MAX I 2.0	AOWA, TNWA	05/06 → 12/14	
S-MAX I 2.0 EcoBoost	TNWA, TBWA	03/10 → 12/14	
S-MAX I 2.0 Flexifuel	TBWA, AZWA	05/06 → 12/14	
S-MAX I 2.0 TDCi	AZWA, KNWA	05/06 → 12/14	
S-MAX I 2.0 TDCi CR TC	--	03/10 →	
S-MAX I 2.0 TDCi DSL	--	03/10 →	
S-MAX I 2.2 TDCi	KNWA, SFCA	03/08 → 12/14	
S-MAX I 2.3	SEWA	07/07 → 12/14	
S-MAX I 2.5 ST	HUWA	05/06 → 12/14	
TOURNEO COURIER 1.0 EcoBoost	SFCA, UGCA	02/14 →	
TOURNEO COURIER 1.5 TDCi	UGCA, T3CA	02/14 →	
TOURNEO COURIER 1.6 TDCi	T3CA, SFCA	02/14 →	
TRANSIT COURIER 1.0 EcoBoost	SFCA, UGCA	02/14 →	
TRANSIT COURIER 1.5 TDCi	UGCA, T3CA	02/14 →	
TRANSIT COURIER 1.6 TDCi	T3CA, B5254T3	02/14 →	

VOLVO

C30 1.6	B416453	10/06 → 12/12	
C30 1.6 D	D4164T	10/06 → 12/12	
C30 1.6 D2	D4162T	10/10 → 12/12	
C30 1.8	B4184511	10/06 → 12/12	
C30 1.8 FlexFuel	B418458	01/07 → 12/12	
C30 2.0	B420453	10/06 → 12/12	
C30 2.0 D	D4204T	10/06 → 12/12	
C30 2.0 FlexFuel	B420454	01/10 → 12/12	
C30 2.4 i	B524454	10/06 → 12/12	
C30 D3	D5204T5	10/10 → 12/12	
C30 D4	D5204T	10/10 → 12/12	
C30 D5	D5244T13	10/06 → 12/12	
C30 T5	B5254T3, B5254T3	10/06 → 12/12	
C70 II 2.0 D	D4204T	01/08 → 10/09	
C70 II 2.4	B524455	03/06 → 10/09	
C70 II 2.4 i	B524454	03/06 → 10/09	
C70 II D3	D5204T5	10/10 → 06/13	
C70 II D4	D5204T	10/10 → 06/13	
C70 II D5	D5244T13	03/06 → 06/13	
C70 II T5	B5254T3, B5254T3	03/06 → 10/09	
S40 II 1.6	B416453	01/05 → 12/12	
S40 II 1.6 D	D4164T	01/05 → 12/12	
S40 II 1.6 D2	D4162T	10/10 → 12/12	
S40 II 1.8	B4184511	04/04 → 12/10	
S40 II 1.8 FlexFuel	B418458	01/06 → 12/10	
S40 II 2.0	B420453	10/06 → 12/12	
S40 II 2.0 CDI	D4204T2	07/05 → 12/06	
S40 II 2.0 D	D4204T	01/04 → 12/10	
S40 II 2.0 D4	D4204T2	07/05 → 12/12	
S40 II 2.0 F	B420454	10/09 → 12/12	
S40 II 2.4	B524455	01/04 → 12/10	
S40 II 2.4 AWD	B524454	08/06 → 12/12	
S40 II 2.4 D5	D5244T13	03/06 → 12/10	
S40 II D3	D5204T5	10/10 → 12/12	
S40 II D4	D5204T	10/10 → 12/12	
S40 II T5	B5254T3, B5254T3	01/04 → 12/12	
S40 II T5 AWD	B5254T3, B524454	04/04 → 12/10	
V50 1.6	B416453	01/05 → 12/12	
V50 1.6 D	D4164T	01/05 → 12/11	
V50 1.6 D2	D4162T	01/10 → 12/12	
V50 1.8	B4184511	04/04 → 12/10	
V50 1.8 FlexFuel	B418458	01/05 → 12/10	
V50 2.0	B420453	10/06 → 12/12	
V50 2.0 CDI	D4204T2	12/03 → 12/06	
V50 2.0 D	D4204T	04/04 → 12/10	

VOLVO			
V50 2.0 FlexFuel	B420454	01/10 → 12/12	
V50 2.4	B524454, B5254T3	04/04 → 12/10	
V50 2.4 AWD	B524454	08/06 → 12/09	
V50 2.4 D5	D5244T13	03/06 → 12/10	
V50 D3	D5204T5	10/10 → 12/12	
V50 D4	D5204T	10/10 → 12/12	
V50 T5	B5254T3, B5254T3	04/04 → 12/12	
V50 T5 AWD	B5254T3, ZY-DE	04/04 → 12/10	

7.1272



3

BRAKE/CLUTCH PEDAL SWITCHES

Adatt./Suitable:

MAZDA

GJ6E-66-490
L206-66-490
L232-66-490
L232-66-490A

ITEM NOW AVAILABLE FROM PRODUCTION

- ARTICOLO ORA DISPONIBILE PER LA VENDITA
- ARTICLE DISPONIBLE EN PRODUCTION COURANTE
- JETZT ZUM VERKAUF VERFÜGBARER ARTIKEL
- ARTICULO AHORA DISPONIBLE EN PRODUCCION

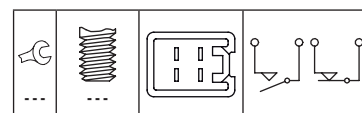
1076 Has the same colour as the original part : Brown

- corrisponde al pezzo originale colorato : marrone
- Correspond à la pièce originale dans sa couleur : marron
- Entspricht dem Originalteil in Farbe : braun
- corresponde al color de la pieza original : marrón

1083 Has the same colour as the original part : Green

- corrisponde al pezzo originale colorato : verde
- Correspond à la pièce originale dans sa couleur : vert
- Entspricht dem Originalteil in Farbe : grün
- corresponde al color de la pieza original : verde

MARKET DIFFUSION: MEDIUM



MAZDA			
2 II 1.5	ZY-DE, L813	10/07 → 06/15	
2 II 1.5 i	ZY-DE	05/10 → 06/15	
2 II 1.5 MZR	ZY05	06/11 → 06/15	
6 I 1.8	L813, LF17	08/02 → 08/07	
6 I 2.0	LF17, RF5C	06/02 → 08/07	
6 I 2.0 GTD 4x4	RF5C	10/02 → 02/05	
6 I 2.0 DI	RF5C, L333	06/02 → 08/07	
6 I 2.3	L333, L333	01/02 → 02/08	
6 I 2.3 AWD	L333, --	11/02 → 08/07	
6 I 2.3 MPS Turbo	L3KG	12/05 → 08/07	
CX-7 2.2 MZR CD	R2AA	01/12 → 03/13	
CX-7 2.2 MZR-CD AWD	--, L3K4	07/09 →	
CX-7 2.3 AWD	L3Y6	06/06 → 12/12	
CX-7 2.3 DiSi [ExtraEU]	L3K7	06/06 → 06/09	
CX-7 2.3 MZR DiSi Turbo AWD	L3K4, L5-VE	06/06 → 12/14	
CX-7 2.5 MZR	L5-VE, L828	07/09 → 03/13	
MX-5 III 1.8	L828, --	03/05 → 12/14	
MX-5 III 2.0	--, 13B	03/05 →	
RX-8 1.3	13B, F10D	10/03 → 06/12	
RX-8 2.6	--	04/08 →	
RX-8 2.6 Wankel	13B-MSP	11/03 → 06/12	



BRAKE/CLUTCH PEDAL SWITCHES

Adatt./Suitable:

GENERAL MOTORS

9 213 767
9 209 772

OPEL

47 05 469
47 06 296
9213767

SUZUKI

37740-76G10
37740-76G10-000
37740-80G10
37740-80G10-000

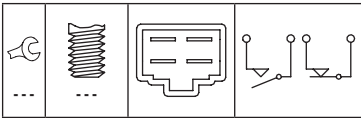

VAUXHALL

9213767

ITEM NOW AVAILABLE FROM PRODUCTION

- ARTICOLO ORA DISPONIBILE PER LA VENDITA
- ARTICLE DISPONIBLE EN PRODUCTION COURANTE
- JETZT ZUM VERKAUF VERFÜGBARER ARTIKEL
- ARTICULO AHORA DISPONIBLE EN PRODUCCION

MARKET DIFFUSION: MEDIUM



OPEL

AGILA A 1.0	Z10XEP	08/03 → 12/07
AGILA A 1.0 12V	Z10XE	09/00 → 12/07
AGILA A 1.2 16V	Z12XE	09/00 → 12/07
AGILA A 1.2 16V Twinport	Z12XEP	07/04 → 12/07
AGILA A 1.3 CDTI	Z13DT	08/03 → 12/07

SUZUKI

ALTO VI 1.1	F10D, M16A	09/04 → 12/08
CARRY 1.3	G13BB	03/99 →
CARRY 1.3 16V	G13BB	03/00 →
IGNIS 1.1.3	M13A	10/00 → 09/03
IGNIS 1.3 4WD	M13A	10/00 → 09/03
JIMNY III 1.3	M13A	08/04 →
JIMNY III 1.3 16V	M13A	02/01 →
JIMNY III 1.3 16V 4WD	M13A	02/01 →
JIMNY III 1.3 16V 4x4	M13A	08/05 →
JIMNY III 1.5 DDIS 4WD	K9K700	12/03 →
LIANA 1.3	M13A	07/01 →
LIANA 1.6	M16A	07/01 →
LIANA 1.6 4WD	M16A, G10A	07/01 →
LIANA 1.6 i	M16A	04/02 →
WAGON R+ II 1.0	K10A	08/00 → 07/03
WAGON R+ II 1.0 XT Plus	--	08/00 → 07/01
WAGON R+ II 1.3	G13BB, G13BB	05/00 →
WAGON R+ II 1.3 4WD	G13BB, Z10XE	10/01 →
WAGON R+ II 1.3 DDIS	Z13DT	09/03 →
WAGON R III 1.0	G10A, G13BB	07/03 → 08/05
WAGON R III 1.2	Z12XEP	06/04 → 08/05
WAGON R III 1.3	M13A	09/03 → 12/10
WAGON R II 1.3 [ExtraEU]	G13BB	04/99 → 08/03

VAUXHALL

AGILA A 1.0 12V	Z10XE, K9K656	02/00 → 11/06
AGILA A 1.2 16V	Z12XE	09/00 → 03/08
AGILA A 1.2 16V Twinport	Z12XEP	07/04 → 11/06
AGILA A 1.3 CDTI	Z13DT	08/03 → 03/08



BRAKE/CLUTCH PEDAL SWITCHES

Adatt./Suitable:

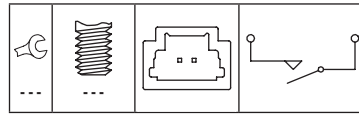
RENAULT

25 32 500 05R
25 32 532 87R

ITEM NOW AVAILABLE FROM PRODUCTION

- ARTICOLO ORA DISPONIBILE PER LA VENDITA
- ARTICLE DISPONIBLE EN PRODUCTION COURANTE
- JETZT ZUM VERKAUF VERFÜGBARER ARTIKEL
- ARTICULO AHORA DISPONIBLE EN PRODUCCION

MARKET DIFFUSION: MEDIUM



RENAULT

FLUENCE 1.5 dCi	K9K656, K4M838	02/10 →
FLUENCE 1.6 16V	K4M838, M4R714	02/10 →
FLUENCE 1.6 dCi	R9M402	07/14 →
FLUENCE 2.0 16V	M4R714, F9Q812	02/10 →
GRAND SCÉNIC 1.2 TCe	H5F408	07/14 →
GRAND SCÉNIC II 1.9 dCi	F9Q812, H5F400	04/04 →
GRAND SCÉNIC II 2.0 dCi	M9R721	09/05 →
GRAND SCÉNIC III 1.2 TCe	H5F400, K9K636	04/12 →
GRAND SCÉNIC III 1.4 16V	H4J700	02/09 →
GRAND SCÉNIC III 1.5 dCi	K9K636, K4M866	02/09 →
GRAND SCÉNIC III 1.6 16V	K4M858	02/09 →
GRAND SCÉNIC III 1.6 16V Bifuel	K4M866, R9M402	02/09 →
GRAND SCÉNIC III 1.6 dCi	R9M402, F9Q870	04/11 →
GRAND SCÉNIC III 1.6 E85	K4M866	02/09 →
GRAND SCÉNIC III 1.9 dCi	F9Q870, K9K636	02/09 →
GRAND SCÉNIC III 2.0 dCi	M9R610	04/09 →
MEGANE I 1.5 dCi	K9K636, F9Q870	11/08 → 08/15
MEGANE I 1.6 Bifuel	K4M858	05/09 → 08/15
MEGANE I 1.9 dCi	F9Q870, F4R770	06/08 → 08/15
MEGANE I 2.0 16V	F4R770, H5F400	03/96 → 11/99
MEGANE II 1.6 Bifuel	K4M858	05/09 → 08/15
MEGANE III 1.2 TCe	H5F400, K9K636	03/12 →
MEGANE III 1.4 TCe	H4J700	04/09 →
MEGANE III 1.5 dCi	K9K636, K4M848	11/08 →
MEGANE III 1.6 16V	K4M848, R9M402	11/08 →
MEGANE III 1.6 16V Bifuel	K4M866	11/08 →
MEGANE III 1.6 dCi	R9M402, F9Q870	04/11 →
MEGANE III 1.9 dCi	F9Q870, M4R710	11/08 →
MEGANE III 2.0	M4R710, M9R610	01/11 →
MEGANE III 2.0 dCi	M9R610, F4R874	04/09 →
MEGANE III 2.0 R.S.	F4R874, F4R870	11/08 →
MEGANE III 2.0 TCe	F4R870, F9Q803	11/08 →
MEGANE III 2.0 TCe 220	F4R874	11/13 →
MEGANE CC 1.2 TCe	H5F404	01/13 →
MEGANE CC 1.4 TCe	H4J700	06/10 →
MEGANE CC 1.5 dCi	K9K636, F9Q870	06/10 →
MEGANE CC 1.6 16V	K4M858	06/10 →
MEGANE CC 1.6 16V Hi-Flex	K4M866	06/10 →
MEGANE CC 1.6 dCi	R9M402	04/11 →
MEGANE CC 1.9 dCi	F9Q870, F4R870	06/10 →
MEGANE CC 2.0 dCi	M9R610	06/10 →
MEGANE CC 2.0 TCe	F4R870, K9K636	06/10 →
MEGANE CC 2.0 Turbo	F4R874	10/11 →
SCÉNIC 1.2 TCe	H5F408	07/14 →
SCÉNIC II 1.9 D	F9Q812	06/06 →
SCÉNIC II 1.9 dCi	F9Q803, H5F400	06/03 →
SCÉNIC II 2.0 dCi	M9R721	09/05 →
SCÉNIC III 1.2 TCe	H5F400, K9K636	04/12 →
SCÉNIC III 1.4 16V	H4J700	02/09 →
SCÉNIC III 1.5 dCi	K9K636, K4M866	02/09 →
SCÉNIC III 1.6 16V	K4M858	02/09 →
SCÉNIC III 1.6 16V Bifuel	K4M866, R9M402	02/09 →
SCÉNIC III 1.6 dCi	R9M402, F9Q870	04/11 →
SCÉNIC III 1.6 E85	K4M866	02/09 →
SCÉNIC III 1.9 dCi	F9Q870, K9K636	02/09 →
SCÉNIC III 2.0 dCi	M9R610	04/09 →



BRAKE/CLUTCH PEDAL SWITCHES

Adatt./Suitable:

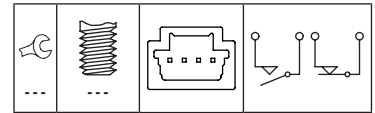
RENAULT

25 32 000 05R
25 32 092 43R

ITEM NOW AVAILABLE FROM PRODUCTION

- ARTICOLO ORA DISPONIBILE PER LA VENDITA
- ARTICLE DISPONIBLE EN PRODUCTION COURANTE
- JETZT ZUM VERKAUF VERFÜGBARER ARTIKEL
- ARTICULO AHORA DISPONIBLE EN PRODUCCION

MARKET DIFFUSION: MEDIUM



RENAULT

FLUENCE 0.0 Electric	5AM400	02/12 →
FLUENCE 1.5 dCi	K9K656, H4M729	02/10 →
FLUENCE 1.6	H4M729, K4M838	01/13 →
FLUENCE 1.6 16V	K4M838, M4R714	02/10 →
FLUENCE 1.6 dCi	R9M402	07/14 →
FLUENCE 1.6 LPG 16V	K4M839	01/12 →
FLUENCE 2.0	M4R714, M4R714	01/10 →
FLUENCE 2.0 [ExtraEU]	M4R751	03/10 →
FLUENCE 2.0 16V	M4R714, M4R714	02/10 →
FLUENCE 2.0 Hi-Flex	M4R714, H5F400	02/10 →
GRAND SCÉNIC 1.2 TCe	H5F408	07/14 →
GRAND SCÉNIC III 1.2 TCe	H5F400, K9K636	04/12 →
GRAND SCÉNIC III 1.4 16V	H4J700	02/09 →
GRAND SCÉNIC III 1.5 dCi	K9K636, K4M866	02/09 →
GRAND SCÉNIC III 1.6 16V	K4M858	02/09 →
GRAND SCÉNIC III 1.6 16V Bifuel	K4M866, R9M402	02/09 →
GRAND SCÉNIC III 1.6 dCi	R9M402, F9Q870	04/11 →
GRAND SCÉNIC III 1.9 dCi	F9Q870, M4R711	02/09 →
GRAND SCÉNIC III 2.0 16V	M4R711, M9R610	02/09 →
GRAND SCÉNIC III 2.0 dCi	M9R610, H5F400	02/09 →
MEGANE I 1.5 dCi	K9K636, K4M700	11/08 → 08/15
MEGANE I 1.6 16V	K4M700, F9Q732	05/00 →
MEGANE I 1.6 Bifuel	K4M858	05/09 → 08/15
MEGANE I 1.6 VVT	K4M858	01/13 → 08/15
MEGANE I 1.9 dCi	F9Q732, H5F400	03/99 → 08/15
MEGANE II 1.6 Bifuel	K4M858	05/09 → 08/15
MEGANE III 1.2 TCe	H5F400, K9K636	03/12 →
MEGANE III 1.4 TCe	H4J700	04/09 →
MEGANE III 1.5 dCi	K9K636, K4M848	11/08 →
MEGANE III 1.6 16V	K4M848, R9M402	11/08 →
MEGANE III 1.6 16V Bifuel	K4M866	11/08 →
MEGANE III 1.6 dCi	R9M402, F9Q870	04/11 →
MEGANE III 1.9 dCi	F9Q870, M4R710	11/08 →
MEGANE III 2.0	M4R710, M9R610	01/11 →
MEGANE III 2.0 CVT	M4R711, M9R610	02/09 →
MEGANE III 2.0 dCi	M9R610, F4R874	04/09 →
MEGANE III 2.0 R.S.	F4R874, F4R870	11/08 →
MEGANE III 2.0 TCe	F4R870, H5F400	11/08 →
MEGANE III 2.0 TCe 220	F4R874	11/13 →
MEGANE CC 1.2 TCe	H5F400, K9K636	09/12 →
MEGANE CC 1.4 TCe	H4J700	06/10 →
MEGANE CC 1.5 dCi	K9K636, F9Q870	06/10 →
MEGANE CC 1.6 16V	K4M858	06/10 →
MEGANE CC 1.6 16V Hi-Flex	K4M866	06/10 →
MEGANE CC 1.6 dCi	R9M402	04/11 →
MEGANE CC 1.9 dCi	F9Q870, F4R870	06/10 →
MEGANE CC 2.0 dCi	M9R610	06/10 →
MEGANE CC 2.0 TCe	F4R870, K9K636	06/10 →
MEGANE CC 2.0 Turbo	F4R874	10/11 →
MEGANE SCÉNIC I 1.6 16V	K4M708	04/98 → 10/99
SCÉNIC 1.2 TCe	H5F408	07/14 →
SCÉNIC 2.0	M4R711	12/08 →
SCÉNIC III 1.2 TCe	H5F400, K9K636	04/12 →
SCÉNIC III 1.4 16V	H4J700	02/09 →
SCÉNIC III 1.5 dCi	K9K636, K4M866	02/09 →

RENAULT		
SCÉNIC III 1.6 16V	K4M858	02/09 →
SCÉNIC III 1.6 16V Bifuel	K4M866, R9M402	02/09 →
SCÉNIC III 1.6 dCi	R9M402, F9Q870	04/11 →
SCÉNIC III 1.6 E85	K4M866	02/09 →
SCÉNIC III 1.9 dCi	F9Q870, M4R711	02/09 →
SCÉNIC III 2.0 16V	M4R711, M9R610	01/09 →
SCÉNIC III 2.0 dCi	M9R610, K9K	02/09 →

7.1276



3

BRAKE/CLUTCH PEDAL SWITCHES

Adatt./Suitable:

NISSAN

25320-BC60A
25320-BC60B
25320-BC60D
25320-JY00A

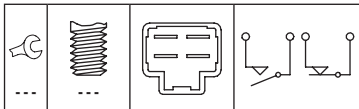
RENAULT

25 32 OBC 60B
25 32 OJY 00A

NEW - ITEM NOW AVAILABLE FROM PRODUCTION

- NUOVO - ARTICOLO ORA DISPONIBILE PER LA VENDITA
- NOUVEAU - ARTICLE DISPONIBLE EN PRODUCTION COURANTE
- NEU - JETZT ZUM VERKAUF VERFÜGBARER ARTIKEL
- NUEVO - ARTICULO AHORA DISPONIBLE EN PRODUCCION

MARKET DIFFUSION: MEDIUM



NISSAN		
ALMERA III 1.5 dCi	K9K	08/12 →
CUBE 1.5 dCi	K9K, K9K410	03/10 →
CUBE 1.6 16V	HR16DE	03/10 →
JUKE 1.5 dCi	K9K410, K9K276	06/10 →
JUKE 1.6 DIG-T NISMO	MR16DDT	03/13 → 07/14
MICRA III 1.5 dCi	K9K276, HR12DR	01/03 → 06/10
MICRA IV 1.2	HR12DR, HR12DR	05/10 →
MICRA IV 1.2 4WD	HR12DE	05/10 →
MICRA IV 1.2 DIG-S	HR12DR, K9K276	04/11 →
MICRA IV 1.2 LPG	HR12DE	05/10 →
MICRA IV 1.5 dCi	K9K	05/10 →
NOTE I 1.4	CR14DE	03/06 → 06/12
NOTE I 1.5 dCi	K9K276, K9K	03/06 → 06/12
NOTE I 1.6	HR16DE	03/06 → 06/12
NV200 / EVALIA 1.5 dci	K9K, K9K	07/10 →
NV200 / EVALIA 1.6 16V	HR16DE	07/10 →
NV200 1.5 dci	K9K, K9K	02/10 →
NV200 1.6 16V	HR16DE	02/10 →
QASHQAI I 1.5 dCi	K9K, M1D	02/07 → 12/13
QASHQAI I 2.0 dCi	M1D, M1D	02/07 → 12/13
QASHQAI I 2.0 dCi Trazione integrale	M1D, K9K	02/07 → 12/13
TIIDA I 1.5 dCi	K9K, HR16DE	01/07 → 06/13
TIIDA II 1.6	HR16DE, M9R830	08/11 →
TIIDA II 1.6 DIG-T	MR16DDT	08/11 →

RENAULT		
KOLEOS 2.0 dCi	M9R830, M9R830	09/08 →
KOLEOS 2.0 dCi 4x4	M9R830, 2TR700	09/08 →
KOLEOS 2.5	2TR700, 2TR700	09/08 →
KOLEOS 2.5 4x4	2TR700, D15Y2	09/08 →

7.1281



3

BRAKE/CLUTCH PEDAL SWITCHES

Adatt./Suitable:

HONDA

35350-S5A-J02

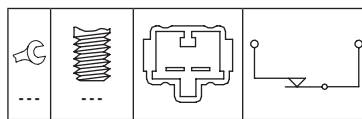
MITSUBISHI

MN-103232
MR-141210
MR-228924

ITEM NOW AVAILABLE FROM PRODUCTION

- ARTICOLO ORA DISPONIBILE PER LA VENDITA
- ARTICLE DISPONIBLE EN PRODUCTION COURANTE
- JETZT ZUM VERKAUF VERFÜGBARER ARTIKEL
- ARTICULO AHORA DISPONIBLE EN PRODUCCION

MARKET DIFFUSION: MEDIUM



HONDA		
ACCORD VII 2.0 Trazione integrale	K20A6	02/03 → 05/08
CIVIC VII 1.4 iS	D14Z5	02/01 → 09/05
CIVIC VII 1.4i 16V	D14Z6	02/01 →
CIVIC VII 1.5i 16V	D15Y2, 4G63S	01/01 →
CIVIC VII 1.6	D16V1	02/01 → 09/05
CIVIC VII 1.6i	D16V1	02/01 → 12/05
CIVIC VII 1.6i 16V	D16W7	04/01 →
CIVIC VII 1.6i 16V Vtec	D16V3	04/01 →
CIVIC VII 1.7i 16V VTi	D17A5	02/01 →
CR-V II 2.0	K20A5	03/02 → 09/06
JAZZ I 1.2	L12A3	01/04 →
JAZZ I 1.4	L13A5	04/05 → 07/08

MITSUBISHI		
GALANT VIII 2.0	4G63S, 4G64DOHC	09/00 → 10/04
GALANT VIII 2.0 TDI	4D68T	09/96 → 10/04
GALANT VIII 2.4 GDI	4G64DOHC, 6A13DOHC	09/00 → 10/04
GALANT VIII 2.5 Type S	6A13DOHC	10/99 → 10/04
GALANT VIII 2.5 V6 24V	6A13DOHC, 4G64(GDI)	09/00 → 10/04
GRANDIS 2.0	4G63(SOHC8V)	04/04 →
GRANDIS 2.4 GDi GLX	4G64(GDI), 4G64(GDI)	08/00 → 05/03
GRANDIS 2.4 GDi GLX 4WD	4G64(GDI), 4D56T	08/00 → 05/03
GRANDIS 2.4 MIVEC	4G69	04/04 → 12/11
I.O.7	3B20	02/07 → 12/13
I MieV	Y4F1	07/09 →
I MIEV 0.0 Electric	Y4F1	02/11 →
L200 / TRITON 2.5 DI-D	4D56DOHC	08/07 → 12/15
L200 III 2.5 TD 4WD	4D56T, 4D56HP	08/01 → 12/07
L200 IV 2.5 D	4D56TD	08/11 → 12/15
L200 IV 2.5 D 4WD	4D56	08/11 → 12/15
L200 IV 2.5 DiD	4D56HP, 4D56DOHC	11/05 → 12/15
L200 IV 2.5 DI-D	4D56DOHC, 4D56HP	08/07 → 12/15
L200 IV 2.5 DI-D 16V 4WD	4D56DOHC	04/07 → 12/15
L200 IV 2.5 DI-D 4WD	4D56HP, 4B10	11/05 → 12/15
LANCER VII EVO V	4G63DOHC	01/98 → 12/98
LANCER VIII 1.3	4G13(16V), 4G63DOHC	09/03 → 12/13
LANCER VIII 1.6	4G18	09/03 → 12/13
LANCER VIII 2.0	4G63DOHC	09/03 → 12/13
LANCER VIII 2.0 i	4B11	10/07 →
LANCER VIII 2.0 Mivec [ExtraEU]	4B11	03/07 →
LANCER VIII EVO IX	4G63DOHC, 3A92	01/05 → 10/08
LANCER VIII EVO IX - FQ-300	4G63DOHC	06/05 → 12/06
LANCER VIII EVO IX - FQ-340	4G63DOHC	06/05 → 12/07
LANCER VIII EVO VIII	4G63DOHC	04/03 → 03/05
LANCER VIII EVO VIII - 260	4G63DOHC	03/04 → 07/05
LANCER VIII EVO VIII - FQ-320	4G63DOHC	04/04 → 08/06
LANCER VIII EVO VIII - FQ-330	4G63DOHC	10/03 → 08/06
LANCER VIII EVO VIII - FQ-400	4G63DOHC	10/04 → 08/06
LANCER IX 1.5	4A91	06/08 →
LANCER IX 1.5 Bifuel	4A91	02/10 →
LANCER IX 1.6 MIVEC	4A92	05/10 →
LANCER IX 1.8	4B10, 4N13	02/08 →

MITSUBISHI		
LANCER IX 1.8 Bifuel	4B10	01/10 →
LANCER IX 1.8 DI-D	4N13, 4B10	05/10 →
LANCER IX 1.8 Flex	4B10	03/09 →
LANCER IX 1.8 Flexfuel	4B10	03/09 →
LANCER IX 1.8 i	--	10/07 →
LANCER IX 1.8 MIVEC	4B10, 4B11	03/09 →
LANCER IX 2.0	4B11, 4B11	04/08 →
LANCER IX 2.0 EVO X	4B11, 4B11	06/09 →
LANCER IX 2.0 i	4B11, 4B11	01/09 →
LANCER IX 2.0 i Ralliart 4WD	4B11, 4B11	10/08 →
LANCER IX 2.0 Ralliart	4B11T/C	08/11 →
LANCER IX 2.0 Ralliart 4WD	4B11, 4B11	10/08 →
LANCER IX EVO X	4B11, 4B11	10/07 → 06/15
LANCER IX EVO X - FQ330	4B11, 4B11	03/08 → 06/15
LANCER IX EVO X - FQ360	4B11, 4G13(16V)	03/08 → 06/15
LANCER IX EVO X - FQ400	4B11	05/09 → 12/10
MIRAGE VI 1.0	--	05/12 →
MIRAGE VI 1.0 Bifuel	3A90	04/14 →
MIRAGE VI 1.2	3A92, 4G63(DOHC16V)	01/12 →
MONTERO 3.8 V6	6G75	09/07 →
MONTERO IO 1.8 GDI	4G93(SOHC16V)	08/99 →
MONTERO IO 2.0 GDI	4G94(GDI)	07/00 →
OUTLANDER I 2.0	4G63(DOHC16V), 4G63(DOHC16V)	05/03 → 10/06
OUTLANDER I 2.0 4WD	4G63(DOHC16V), 4G63DOHC	05/03 → 10/06
OUTLANDER I 2.0 Turbo 4WD	4G63DOHC, 4G63Turbo	04/04 → 10/06
OUTLANDER I 2.0 Turbo-R 4WD	4G63Turbo, 4G64(16V)	01/02 → 10/06
OUTLANDER I 2.4 4WD	4G64(16V), 4M41	05/03 → 10/06
OUTLANDER I 2.4 HDD Mivec	4G69	03/01 → 12/06
PAJERO II 3.2 DiD 4WD	4M41, 4D56T	04/00 → 09/07
PAJERO III 2.5 TDi	4D56T, 4M41	04/00 → 12/06
PAJERO III 3.0	6G72(SOHC24V)	10/01 → 12/06
PAJERO III 3.0 [ExtraEU]	6G72DOHC	10/01 → 01/07
PAJERO III 3.0 ZR	6G72(DOHC24V)	08/03 →
PAJERO III 3.2 D 4WD	4M41	04/00 → 12/06
PAJERO III 3.2 DiD	4M41	09/06 →
PAJERO III 3.2 Di-D	4M41, 6G72(SOHC24V)	04/00 → 12/06
PAJERO III 3.2 DiD [ExtraEU]	4M41	04/00 → 09/07
PAJERO III 3.5	6G74DOHC	04/00 → 01/07
PAJERO III 3.5 V6 GDI	6G74DOHC	04/00 → 12/06
PAJERO IV 3.0 4WD	6G72(SOHC24V), 4M41R	02/07 →
PAJERO IV 3.2 DiD	4M41R, 4M41	02/07 →
PAJERO IV 3.2 DI-D	4M41, 4M41	11/06 →
PAJERO IV 3.2 DI-D 4WD	4M41, 4M41	02/07 →
PAJERO IV 3.2 DI-D GLS	4M41	02/07 →
PAJERO IV 3.2 TD 4WD	4M41, 6G75	01/10 →
PAJERO IV 3.8 V6	6G75, 4G93	10/06 →
PAJERO PININ 1.8	4G93, 4G93(GDI)	11/01 → 06/07
PAJERO PININ 1.8 GDI	4G93(GDI), 4G94(GDI)	10/99 → 10/01
PAJERO PININ 2.0 GDI	4G94(GDI), 4D56HP	10/00 → 06/07
PAJERO SPORT II 2.5 DI-D	4D56HP, 4D56HP	07/08 →
PAJERO SPORT II 2.5 DI-D 4WD	4D56HP, 4M41R	07/08 →
PAJERO SPORT II 2.5 TD	4D56T	09/08 →
PAJERO SPORT II 3.2 DI-D 4WD	4M41	07/08 →
PAJERO SPORT II 3.5	6G74(SOHC24V)	01/10 →
PAJERO SPORT II 3.5 V6 24V	6G74(SOHC24V)	09/08 →
PAJERO TR4 2.0 Flex	4G94	06/07 →
SHOGUN 3.2 DiD	4M41R, --	11/06 →
SHOGUN IV 3.2 TD 4x4	4M41	01/09 →
SPACE RUNNER 2.0	--, 4G64DOHC	01/92 → 08/02
SPACE RUNNER 2.4	--	01/92 → 12/01
SPACE RUNNER 2.4 GDI	4G64DOHC, 4G63S	08/99 → 01/03
SPACE STAR 1.2	3A92	05/12 →
SPACE WAGON 2.0	4G63S, 4G64(GDI)	10/98 → 12/04
SPACE WAGON 2.4 GDI	4G64(GDI), 4G64(GDI)	09/00 → 12/04
SPACE WAGON 2.4 GDI 4WD	4G64(GDI), HR12DDT	09/00 → 12/04

7.1282



3

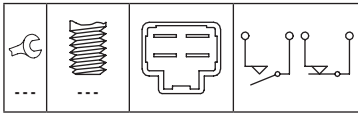
BRAKE/CLUTCH PEDAL SWITCHES

Adatt./Suitable:

NISSAN
25320-BR00A

NEW - ITEM NOW AVAILABLE FROM PRODUCTION

- NUOVO - ARTICOLO ORA DISPONIBILE PER LA VENDITA
- NOUVEAU - ARTICLE DISPONIBLE EN PRODUCTION COURANTE
- NEU - JETZT ZUM VERKAUF VERFÜGBARER ARTIKEL
- NUEVO - ARTICULO AHORA DISPONIBLE EN PRODUCCION

MARKET DIFFUSION: MEDIUM


NISSAN			
JUKE 1.2 DIG-T	HR12DDT, K9K410	05/14	⇒
JUKE 1.5 dCi	K9K410, HR16DE	06/10	⇒
JUKE 1.6	HR16DE, HR12DR	01/13	⇒
JUKE 1.6 CVTC	HR16DE	08/14	⇒
JUKE 1.6 DIG-T NISMO	MR16DDT	03/13	⇒ 07/14
JUKE 1.6 DIG-T NISMO RS	MR16DDT	08/14	⇒
JUKE 1.6 LPG	HR16DE	01/12	⇒
MICRA IV 1.5 dCi	K9K	05/10	⇒
MICRA V 0.9 IG-T	HR09DET	12/16	⇒
MICRA V 1.0	BR10DE	12/16	⇒
MICRA V 1.5 DCI	K9K	12/16	⇒
NOTE I 1.2 DIG-S Super-charged	HR12DR	12/13	⇒
NOTE II 1.2	HR12DR, HR12DR	06/13	⇒
NOTE II 1.2 4WD	HR12DE	06/13	⇒
NOTE II 1.2 DIG-S	HR12DR, K9K608	06/13	⇒
NOTE II 1.2 LPG	HR12DE	03/15	⇒
NOTE II 1.5 dCi	K9K608, K9K	06/13	⇒
NOTE II 1.6 NISMO S	HR16DE	06/13	⇒
NV200 / EVALIA 1.5 dCi	K9K, K9K	07/10	⇒
NV200 / EVALIA 1.6 16V	HR16DE	07/10	⇒
NV200 1.5 dCi	K9K, K9K	02/10	⇒
NV200 1.6 16V	HR16DE	02/10	⇒
PULSAR 1.2 DIG-T	HRA2DDT	10/14	⇒
PULSAR 1.5 dCi	K9K	10/14	⇒
QASHQAI I 1.5 dCi	K9K, HR16DE	02/07	⇒ 12/13
QASHQAI I 1.6	HR16DE, M1D	02/07	⇒ 12/13
QASHQAI I 1.6 dCi Trazione integrale	R9M	10/11	⇒ 12/13
QASHQAI I 1.6 LPG	HR16DE	11/10	⇒ 12/13
QASHQAI I 2.0	MR20DE	02/07	⇒ 12/13
QASHQAI I 2.0 dCi	M1D, M1D	02/07	⇒ 12/13
QASHQAI I 2.0 dCi Trazione integrale	M1D, H5FT	02/07	⇒ 12/13
QASHQAI I 2.0 Trazione integrale	MR20DE	02/07	⇒ 12/13
QASHQAI II 1.2 DIG-T	H5FT, K9K636	11/13	⇒
QASHQAI II 1.3 DIG-T	HR13DDT	08/18	⇒
QASHQAI II 1.5 dCi	K9K636, --	11/13	⇒
QASHQAI II 1.6 dCi	R9M	11/13	⇒
QASHQAI II 1.6 dCi ALL MODE 4x4-i	R9M	11/13	⇒
X-TRAIL III 1.6 dCi	R9M	04/14	⇒
X-TRAIL III 1.6 dCi ALL MODE 4x4-i	R9M	04/14	⇒
X-TRAIL III 2.0 dCi ALL MODE 4x4-i	M9R	10/16	⇒

7.1283



3

BRAKE/CLUTCH PEDAL SWITCHES

Adatt./Suitable:

CITROËN

 4534 70
96 704 305 80
98 048 694 80
98 182 324 80

DS

 453470
98 048 694 80
98 182 324 80

PEUGEOT

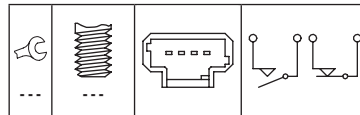
 4534 70
98 048 694 80
98 182 324 80

NEW - ITEM NOW AVAILABLE FROM PRODUCTION

- NUOVO - ARTICOLO ORA DISPONIBILE PER LA VENDITA
- NOUVEAU - ARTICLE DISPONIBLE EN PRODUCTION COURANTE
- NEU - JETZT ZUM VERKAUF VERFÜGBARER ARTIKEL
- NUEVO - ARTICULO AHORA DISPONIBLE EN PRODUCCION

Not for sale in Germany

- Non vendibile in Germania
- Pas à vendre en Allemagne
- Nicht zum Verkauf in Deutschland
- No para la venta en Alemania

MARKET DIFFUSION: HIGH


CITROËN			
BERLINGO II 1.2 PureTech 110	--, N6A(TU5JP4)	02/16	⇒
BERLINGO II 1.6	N6A(TU5JP4), BHY(DV6FD)	04/08	⇒
BERLINGO II 1.6 BlueHdi 100	BHY(DV6FD), BHZ(DV6FC)	12/14	⇒
BERLINGO II 1.6 BlueHdi 100 4x4	BHY(DV6FD)	12/14	⇒
BERLINGO II 1.6 BlueHdi 120	BHZ(DV6FC), 9HN(DV6TED)	12/14	⇒
BERLINGO II 1.6 HdI / BlueHdi 75	9HN(DV6TED), 9HL(DV6C)	07/10	⇒
BERLINGO II 1.6 HdI 110	9HL(DV6C), 9HL(DV6C)	04/08	⇒
BERLINGO II 1.6 HdI 115	9HL(DV6C), 9HT(DV6BTED4)	07/10	⇒
BERLINGO II 1.6 HdI 115 4x4	--	02/12	⇒
BERLINGO II 1.6 HdI 75	9HT(DV6BTED4), 9HN(DV6TED)	04/08	⇒
BERLINGO II 1.6 HdI 75 / BlueHdi 75	9HN(DV6TED), 9HT(DV6BTED4)	04/08	⇒
BERLINGO II 1.6 HdI 75 16V	9HT(DV6BTED4), 9HF(DV6TED)	04/08	⇒
BERLINGO II 1.6 HdI 75 4x4	9HN(DV6TED)	02/12	⇒
BERLINGO II 1.6 HdI 90	9HF(DV6TED), 9HS(DV6TED4BU)	04/08	⇒
BERLINGO II 1.6 HdI 90 16V	9HS(DV6TED4BU), 5FS(EP6C)	04/08	⇒
BERLINGO II 1.6 HdI 90 4x4	9HF(DV6TED)	02/12	⇒
BERLINGO II 1.6 HdI 92	9HJ(DV6TEDM)	07/10	⇒
BERLINGO II 1.6 VTi 120	5FS(EP6C), Y4F1	11/09	⇒
BERLINGO II 1.6 VTi 95	5FK(EP6CB)	07/10	⇒
BERLINGO II Electric	Y4F1, EB2ADT	01/13	⇒
BERLINGO I 1.2 THP	EB2DT	03/16	⇒
C3 II 1.0 VTi 68	EBO, EB2DT	08/12	⇒
C3 II 1.1	HFX(TU1JP)	11/09	⇒
C3 II 1.1 BiFuel	HFX(TU1A)	11/10	⇒
C3 II 1.2 THP 110	EB2DT, EB2	10/14	⇒
C3 II 1.2 VTi 82	EB2, K6E(TU3A)	06/12	⇒
C3 II 1.4	K6E(TU3A), 8HR(DV4C)	11/09	⇒
C3 II 1.4 16V	EP3C	11/09	⇒
C3 II 1.4 HdI 70	8HR(DV4C), 8FN(EP3)	11/09	⇒
C3 II 1.4 LPG	8FN(EP3), 8FR(EP3)	07/10	⇒
C3 II 1.4 VTi	8FR(EP3), BHY(DV6FD)	11/09	⇒
C3 II 1.4 VTi 95	8FP(EP3)	11/09	⇒
C3 II 1.6 BlueHdi	DV6FE	03/15	⇒ 09/16
C3 II 1.6 BlueHdi 100	BHY(DV6FD), BHW(DV6FE)	07/14	⇒
C3 II 1.6 BlueHdi 75	BHW(DV6FE), 9HJ(DV6TEDM)	04/15	⇒
C3 II 1.6 Flex	NFX(TU5JP4)	11/09	⇒
C3 II 1.6 HdI	9HJ(DV6TEDM), 9HD(DV6C)	11/09	⇒
C3 II 1.6 HdI 110	9HR(DV6C)	11/09	⇒
C3 II 1.6 HdI 115	9HD(DV6C), EB2DT	09/12	⇒
C3 II 1.6 HdI 90	9HX(DV6ATED4)	11/09	⇒
C3 II 1.6 VTi 120	5FS(EP6C)	11/09	⇒

CITROËN

C3 III 1.2 PureTech 82	EB2FA	05/18	⇒
C3 III 1.2 THP 110	EB2DT, EB2F	07/16	⇒
C3 III 1.2 VTi 68	EB2FB	07/16	⇒
C3 III 1.2 VTi 82	EB2F, EB2DT	07/16	⇒
C3 III 1.5 BlueHdi 100	DV5RD	05/18	⇒
C3 III 1.6 BlueHdi 100	DV6FD	07/16	⇒
C3 III 1.6 BlueHdi 75	DV6FE	07/16	⇒
C3 III 1.6 VTi	EC5F	02/17	⇒
C3 AIRCROSS II 1.5 BlueHdi 100	DV5RD	08/18	⇒
C3 AIRCROSS 1.2 Puretech 110	EB2ADT, EB2F	06/17	⇒
C3 AIRCROSS 1.2 Puretech 130	EB2DTS	07/17	⇒
C3 AIRCROSS 1.2 Puretech 82	EB2F, EBO	06/17	⇒
C3 AIRCROSS 1.5 BlueHdi 100	DV5RD	08/18	⇒
C3 AIRCROSS 1.6 BlueHdi 100	DV6FD	07/17	⇒
C3 AIRCROSS 1.6 BlueHdi 115	DV6FC	06/17	⇒
C3 AIRCROSS 1.6 BlueHdi 120	DV6FC	07/17	⇒
C3 PICASSO 1.2 THP 110	EB2DT, 8FN(EP3)	01/15	⇒
C3 PICASSO 1.4	EP3C	02/09	⇒
C3 PICASSO 1.4 VTi 95	8FN(EP3), 8FN(EP3)	02/09	⇒
C3 PICASSO 1.4 VTi 95 LPG	8FN(EP3), BHY(DV6FD)	01/12	⇒
C3 PICASSO 1.6 BlueHdi 100	BHY(DV6FD), 9HX(DV6ATED4)	01/15	⇒
C3 PICASSO 1.6 HdI	9HX(DV6ATED4), 9HD(DV6C)	02/09	⇒
C3 PICASSO 1.6 HdI 110	9HR(DV6C)	05/10	⇒
C3 PICASSO 1.6 HdI 115	9HD(DV6C), 9HP(DV6DTEd)	01/13	⇒
C3 PICASSO 1.6 HdI 90	9HP(DV6DTEd), 5FS(EP6C)	07/10	⇒
C3 PICASSO 1.6 VTi	EP6	07/09	⇒
C3 PICASSO 1.6 VTi 120	5FS(EP6C), EB2DT	02/09	⇒
C4 II 1.2 THP 110	EB2DT, EB2DTS	02/15	⇒
C4 II 1.2 THP 130	EB2DTS, 8FP(EP3)	04/14	⇒
C4 II 1.4 16V	EP3C	11/09	⇒
C4 II 1.4 VTi 95	8FP(EP3), DV6FC	11/09	⇒
C4 II 1.6 16V	EP6FTX	10/10	⇒
C4 II 1.6 BlueHdi	DV6FC, BHY(DV6FD)	07/14	⇒
C4 II 1.6 BlueHdi 100	BHY(DV6FD), BHX(DV6FC)	07/14	⇒
C4 II 1.6 BlueHdi 115	BHX(DV6FC), BHZ(DV6FC)	08/14	⇒
C4 II 1.6 BlueHdi 120	BHZ(DV6FC), DV6C	02/15	⇒
C4 II 1.6 Flex	NFX(TU5JP4)	11/09	⇒
C4 II 1.6 HdI	DV6C, 9HR(DV6C)	11/09	⇒
C4 II 1.6 HdI 110	9HR(DV6C), 9HD(DV6C)	11/09	⇒
C4 II 1.6 HdI 115	9HD(DV6C), 9HJ(DV6DTEdM)	07/12	⇒
C4 II 1.6 HdI 90	9HJ(DV6DTEdM), 5FV(EP6COT)	11/09	⇒
C4 II 1.6 HdI 92	9HJ(DV6DTEdM)	07/10	⇒
C4 II 1.6 THP 155	5FV(EP6COT), 5FS(EP6C)	11/09	⇒
C4 II 1.6 VTi 120	5FS(EP6C), 5FS(EP6C)	11/09	⇒
C4 II 1.6 VTi 120 LPG	5FS(EP6C), DW10CFAPDTR	09/11	⇒
C4 II 2.0 Flex	RFJ(EW10A)	11/09	⇒
C4 II 2.0 HdI	DW10CFAPDTR, DW10CTED4	10/10	⇒
C4 II 2.0 HdI / BlueHdi 150	DW10CTED4, 5FX(EP6DT)	11/09	⇒
C4 II 2.0 HdI / BlueHdi 160	DW10CTED4	10/10	⇒
C4 CACTUS 1.2 PureTech 130	EB2DTS	11/17	⇒
C4 CACTUS 1.2 THP 110	EB2DT, EB2D	09/14	⇒
C4 CACTUS 1.2 VTi 75	EB2D, EB2	09/14	⇒
C4 CACTUS 1.2 VTi 82	EB2, BHY(DV6FD)	09/14	⇒
C4 CACTUS 1.6 BlueHdi 100	BHY(DV6FD), 9HP(DV6DTEd)	09/14	⇒
C4 CACTUS 1.6 HdI 90	9HP(DV6DTEd), 5FT(EP6DT)	09/14	⇒
C4 GRAND PICASSO I 1.6 16V	5FT(EP6DT), 9HY(DV6TED4)	07/08	⇒
C4 GRAND PICASSO I 1.6 HdI 110	9HY(DV6TED4), 9HL(DV6C)	10/06	⇒
C4 GRAND PICASSO I 1.6 HdI 110	9HL(DV6C), RHJ(DW10BTEd4)	09/10	⇒
C4 GRAND PICASSO I 1.6 THP 155	5FV(EP6COT)	09/10	⇒
C4 GRAND PICASSO I 1.6 VTi 120	5FW(EP6)	07/08	⇒
C4 GRAND PICASSO I 1.8 i 16V	6FY(EW7A)	10/06	⇒
C4 GRAND PICASSO I 1.8 i 16V CNL	EW7ACNG	03/09	⇒ 12/11
C4 GRAND PICASSO I 1.8 i 16V Flex	EW7A	06/09	⇒ 01/13
C4 GRAND PICASSO I 2.0 HdI 138	RHJ(DW10BTEd4), DW10CTED4	10/06	⇒
C4 GRAND PICASSO I 2.0 HdI 150	DW10CTED4, DW10CTED4	07/09	⇒
C4 GRAND PICASSO I 2.0 HdI 165	DW10CTED4, RFJ(EW10A)	09/10	⇒
C4 GRAND PICASSO I 2.0 i 16V	RFJ(EW10A), EB2DTS	10/06	⇒
C4 GRAND PICASSO II 1.2 THP 130	EB2DTS, BHY(DV6FD)	04/14	⇒

CITROËN		
C4 GRAND PICASSO II 1.6 BlueHdi 100	BHY(DV6FD), BHZ(DV6FC)	01/15 →
C4 GRAND PICASSO II 1.6 BlueHdi 120	BHZ(DV6FC), 9HC(DV6C)	07/14 →
C4 GRAND PICASSO II 1.6 Hdi / BlueHdi 115	9HC(DV6C), 9HP(DV6DTEd)	09/13 →
C4 GRAND PICASSO II 1.6 Hdi 90	9HP(DV6DTEd), 5FX(EP6DT)	09/13 →
C4 GRAND PICASSO II 1.6 THP 150	5FX(EP6DT), 5FV(EP6CDT)	09/14 →
C4 GRAND PICASSO II 1.6 THP 155	5FV(EP6CDT), 5GZ(EP6FDT)	09/13 →
C4 GRAND PICASSO II 1.6 THP 165	5GZ(EP6FDT), 5FS(EP6C)	07/14 →
C4 GRAND PICASSO II 1.6 Vti 120	5FS(EP6C), AHX(DW10FD)	09/13 →
C4 GRAND PICASSO II 2.0 BlueHdi 135	DW10FD	09/13 →
C4 GRAND PICASSO II 2.0 BlueHdi 135 Hybrid	AHS(DW10FD)	09/13 →
C4 GRAND PICASSO II 2.0 BlueHdi 150	AHX(DW10FD), EB2DT	09/13 →
C4 PICASSO I 1.6 16V	5FX(EP6DT), 9HY(DV6TED4)	07/08 → 08/13
C4 PICASSO I 1.6 Hdi	9HY(DV6TED4), 9HL(DV6C)	02/07 → 08/13
C4 PICASSO I 1.6 Hdi 110	9HL(DV6C), 5FW(EP6)	09/10 →
C4 PICASSO I 1.6 THP 140	5FT(EP6DT)	07/08 → 08/13
C4 PICASSO I 1.6 THP 155	5FV(EP6CDT)	09/10 → 08/13
C4 PICASSO I 1.6 Vti 120	5FW(EP6), RHJ(DW10BTEd4)	07/08 →
C4 PICASSO I 1.8 Bifuel	6FY(EW7A)	01/09 → 10/12
C4 PICASSO I 1.8 i 16V	6FY(EW7A)	02/07 → 12/11
C4 PICASSO I 2.0 Hdi 138	RHJ(DW10BTEd4), DW10CTED4	10/06 → 08/13
C4 PICASSO I 2.0 Hdi 150	DW10CTED4, DW10CTED4	07/09 → 08/13
C4 PICASSO I 2.0 Hdi 165	DW10CTED4, EB2DTS	09/10 →
C4 PICASSO I 2.0 i 16V	RFJ(EW10A)	09/07 → 08/13
C4 PICASSO II 1.2 THP 130	EB2DTS, BHY(DV6FD)	04/14 →
C4 PICASSO II 1.6 BlueHdi 100	BHY(DV6FD), BHZ(DV6FC)	12/14 →
C4 PICASSO II 1.6 BlueHdi 120	BHZ(DV6FC), BHZ(DV6FC)	07/14 →
C4 PICASSO II 1.6 Hdi / BlueHdi 115	BHX(DV6FC), 9HP(DV6DTEd)	02/13 →
C4 PICASSO II 1.6 Hdi 90	9HP(DV6DTEd), 5FX(EP6DT)	02/13 →
C4 PICASSO II 1.6 THP 150	5FX(EP6DT), 5FV(EP6CDT)	09/14 →
C4 PICASSO II 1.6 THP 155	5FV(EP6CDT), 5GZ(EP6FDT)	02/13 →
C4 PICASSO II 1.6 THP 165	5GZ(EP6FDT), 5FS(EP6C)	07/14 →
C4 PICASSO II 1.6 Vti 120	5FS(EP6C), EB2M	02/13 →
C4 PICASSO II 2.0 BlueHdi 135	DW10FD	09/13 →
C4 PICASSO II 2.0 BlueHdi 135 Hybrid	AHS(DW10FD)	09/13 →
C4 PICASSO II 2.0 BlueHdi 150	DW10FD	09/13 →
C4 SPACETOURER 1.2 PureTech 110	EB2DTS	04/18 →
C4 SPACETOURER 1.2 PureTech 130	EB2DTS	04/18 →
C4 SPACETOURER 1.6 BlueHdi 100	DV6FD	04/18 →
C4 SPACETOURER 1.6 BlueHdi 120	DV6FC	04/18 →
C4 SPACETOURER 1.6 THP 165	EP6FDT	04/18 →
C4 SPACETOURER 2.0 BlueHdi 150	DW10FD	04/18 →
C-ELYSEE 1.2 Vti 72	EB2M, BHY(DV6FD)	11/12 →
C-ELYSEE 1.2 Vti 82	EB2F	12/14 →
C-ELYSEE 1.6 BlueHdi 100	BHY(DV6FD), 9HJ(DV6DTEdM)	11/14 →
C-ELYSEE 1.6 Hdi 92	9HJ(DV6DTEdM), ECS	11/12 →
C-ELYSEE 1.6 Vti 115	ECS, EB2DT	11/12 →
DS3 1.2 THP 110	EB2DT, EB2	10/14 → 07/15
DS3 1.2 Vti 82	EB2, 8HR(DV4C)	01/13 → 07/15
DS3 1.4 Hdi 70	8HR(DV4C), 8FP(EP3)	04/10 → 07/15
DS3 1.4 Vti 95	8FP(EP3), 8FN(EP3)	04/10 → 07/15
DS3 1.4 Vti 95 LPG	8FN(EP3), 8FR(EP3)	08/12 → 07/15
DS3 1.4 Vti 98	8FR(EP3), 5FM(EP6DT)	11/09 → 07/15
DS3 1.6	5FM(EP6DT), BHY(DV6FD)	02/11 → 07/15
DS3 1.6 BlueHdi 100	BHY(DV6FD), BHZ(DV6FC)	07/14 → 07/15
DS3 1.6 BlueHdi 115	BHX(DV6FC), BHZ(DV6FC)	10/13 → 07/15
DS3 1.6 BlueHdi 120	BHZ(DV6FC), BHW(DV6FE)	10/13 → 07/15
DS3 1.6 BlueHdi 75	BHW(DV6FE), 9HR(DV6C)	03/15 → 07/15
DS3 1.6 Hdi 110	9HR(DV6C), 9HD(DV6C)	11/09 → 07/15
DS3 1.6 Hdi 115	9HD(DV6C), 9HP(DV6DTEd)	08/12 → 07/15
DS3 1.6 Hdi 90	9HP(DV6DTEd), 5FD(EP6DTS)	11/09 → 07/15
DS3 1.6 Racing	5FD(EP6DTS), 5FN(EP6CDT)	02/11 → 07/15
DS3 1.6 THP 150	5FN(EP6CDT), 5FR(EP6DT)	01/10 → 07/15

CITROËN		
DS3 1.6 THP 155	5FR(EP6DT), 5GZ(EP6FDT)	04/10 → 07/15
DS3 1.6 THP 165	5GZ(EP6FDT), 5FS(EP6C)	10/14 → 07/15
DS3 1.6 THP Racing	EP6DTS	02/11 → 07/15
DS3 1.6 Vti 120	5FS(EP6C), EB2DTS	04/10 → 07/15
DS4 1.2 THP 130	EB2DTS, BHZ(DV6FC)	07/14 → 07/15
DS4 1.6 BlueHdi 115	BHX(DV6FC), BHZ(DV6FC)	07/14 → 07/15
DS4 1.6 BlueHdi 120	BHZ(DV6FC), 9HR(DV6C)	07/14 → 07/15
DS4 1.6 Hdi 110	9HR(DV6C), 9HD(DV6C)	04/11 → 07/15
DS4 1.6 Hdi 115	9HD(DV6C), 9HP(DV6DTEd)	08/12 → 07/15
DS4 1.6 Hdi 90	9HP(DV6DTEd), 5FV(EP6CDT)	05/11 → 07/15
DS4 1.6 THP 150	EP6CDTMD	04/11 → 07/15
DS4 1.6 THP 155	5FV(EP6CDT), 5FM(EP6DT)	04/11 → 07/15
DS4 1.6 THP 160	5FM(EP6DT), 5FM(EP6DT)	04/12 → 07/15
DS4 1.6 THP 165	5FM(EP6DT), 5FU(EP6DXTX)	01/12 → 07/15
DS4 1.6 THP 200	5FU(EP6DXTX), 5FS(EP6C)	04/11 → 07/15
DS4 1.6 THP 210	5GM(EP6FDTX)	07/15 → 07/15
DS4 1.6 Vti 120	5FS(EP6C), AHX(DW10FD)	04/11 → 07/15
DS4 2.0 BlueHdi 150	AHX(DW10FD), AHW(DW10FC)	07/14 → 07/15
DS4 2.0 BlueHdi 150 Hybrid	AHR(DW10FD)	07/14 → 07/15
DS4 2.0 BlueHdi 180	AHW(DW10FC), AHS(DW10FD)	07/14 → 07/15
DS4 2.0 Hdi / BlueHdi 135	AHS(DW10FD), DW10CTED4	09/11 → 07/15
DS4 2.0 Hdi 165	DW10CTED4, 9HR(DV6C)	04/11 → 07/15
DSS 1.6 BlueHdi 120	DV6FC	07/14 → 07/15
DSS 1.6 Hdi	DV6FC	11/13 → 07/15
DSS 1.6 Hdi 110	9HR(DV6C), DV6C	11/11 → 07/15
DSS 1.6 Hdi 115	DV6C, 5FV(EP6CDT)	06/12 → 07/15
DSS 1.6 THP 150	EP6CDTMD	11/11 → 07/15
DSS 1.6 THP 155	5FV(EP6CDT), 5FM(EP6DT)	11/11 → 07/15
DSS 1.6 THP 165	5FM(EP6DT), 5GZ(EP6FDT)	01/12 → 07/15
DSS 1.6 THP 165 Hybrid	5GZ(EP6FDT), 5FU(EP6DXTX)	06/12 → 07/15
DSS 1.6 THP 200	5FU(EP6DXTX), AHW(DW10FC)	11/11 → 07/15
DSS 1.6 THP 210	5GM(EP6FDTX)	11/14 → 07/15
DSS 2.0 BlueHdi 135 Hybrid	AHS(DW10FD)	11/11 → 07/15
DSS 2.0 BlueHdi 150	DW10FD	07/14 → 07/15
DSS 2.0 BlueHdi 180	AHW(DW10FC), DW10CBTR	08/13 → 07/15
DSS 2.0 Hdi 135	DW10CBTR, DW10CTED4	11/11 → 07/15
DSS 2.0 Hdi 150 Hybrid	AHX(DW10FD)	11/11 → 07/15
DSS 2.0 Hdi 165	DW10CTED4, DW10CTED4	11/11 → 07/15
DSS 2.0 Hdi 165 Hybrid4 4x4	DW10CTED4, EB2ADTS	12/11 → 07/15
DSS 2.0 Hdi 200 Hybrid4	DW10CTED4	12/11 → 07/15
GRAND C4 SPACETOURER 1.2 PureTech 130	EB2ADTS, EB2DT	04/18 →
GRAND C4 SPACETOURER 1.6 BlueHdi 100	DV6FD	04/18 →
GRAND C4 SPACETOURER 1.6 BlueHdi 120	DV6FC	04/18 →
GRAND C4 SPACETOURER 1.6 THP 165	EP6FDT	04/18 →
GRAND C4 SPACETOURER 2.0 BlueHdi 150	DW10FD	04/18 →
DS		
DSS 1.6 BlueHdi 115	DV6C, BHZ(DV6FC)	06/15 →
DSS 1.6 BlueHdi 120	BHZ(DV6FC), 5GZ(EP6FDT)	06/15 →
DSS 1.6 THP 165	5GZ(EP6FDT), 5GM(EP6FDTX)	07/15 →
DSS 1.6 THP 210	5GM(EP6FDTX), AHR(DW10FD)	04/15 →
DSS 2.0 BlueHdi 135	DW10FD	06/15 →
DSS 2.0 BlueHdi 150	AHR(DW10FD), AHW(DW10FC)	04/15 →
DSS 2.0 BlueHdi 180	AHW(DW10FC), DW10CTED4	04/15 →
DSS 2.0 Hdi 165 Hybrid4 4x4	DW10CTED4, EB2DT	04/15 →
DS3 1.2 THP 110	EB2DT, EB2	04/15 →
DS3 1.2 THP 130	EB2DTS	09/15 →
DS3 1.2 Vti 82	EB2, BHY(DV6FD)	04/15 →
DS3 1.6 BlueHdi 100	BHY(DV6FD), BHZ(DV6FC)	04/15 →
DS3 1.6 BlueHdi 116	DV6FC	07/15 →
DS3 1.6 BlueHdi 120	BHZ(DV6FC), BHW(DV6FE)	07/15 →
DS3 1.6 BlueHdi 75	BHW(DV6FE), EP6FDT	07/15 →
DS3 1.6 THP	EP6FDT, 5GZ(EP6FDT)	07/15 →
DS3 1.6 THP 165	5GZ(EP6FDT), 5GR(EP6FDTX)	07/15 →
DS3 1.6 THP 208	5GR(EP6FDTX), EB2DTS	09/15 →
DS4 / DS4 CROSSBACK 1.2 THP 130	EB2DTS, BHZ(DV6FC)	07/15 →
DS4 / DS4 CROSSBACK 1.6 BlueHdi 100	DV6FD	04/16 →
DS4 / DS4 CROSSBACK 1.6 BlueHdi 115	DV6FC	07/15 →
DS4 / DS4 CROSSBACK 1.6 BlueHdi 120	BHZ(DV6FC), 5GZ(EP6FDT)	07/15 →

DS		
DS4 / DS4 CROSSBACK 1.6 THP 150	EP6CDTMD	10/16 →
DS4 / DS4 CROSSBACK 1.6 THP 165	5GZ(EP6FDT), 5GM(EP6FDTX)	07/15 →
DS4 / DS4 CROSSBACK 1.6 THP 210	5GM(EP6FDTX), AHR(DW10FD)	07/15 →
DS4 / DS4 CROSSBACK 2.0 BlueHdi 150	AHR(DW10FD), AHW(DW10FC)	07/15 →
DS4 / DS4 CROSSBACK 2.0 BlueHdi 180	AHW(DW10FC), DV6C	07/15 →
PEUGEOT		
207 1.4	KFT(TU3A), 8FR(EP3)	02/06 →
207 1.4 16V	8FR(EP3), 8HR(DV4C)	02/06 →
207 1.4 Flex	KFW(TU3A)	11/08 →
207 1.4 Hdi	8HR(DV4C), 5FS(EP6C)	02/06 →
207 1.6	N6A(TU5JP4)	08/08 →
207 1.6 16V	5FS(EP6C), 5FR(EP6DT)	02/06 →
207 1.6 16V RC	5FY(EP6DTS)	02/07 →
207 1.6 16V Turbo	5FR(EP6DT), 5FS(EP6C)	02/06 →
207 1.6 16V Vti	5FS(EP6C), 9HP(DV6DTEd)	02/07 →
207 1.6 Bioflex	N6A(TU5JP4)	01/08 →
207 1.6 Hdi	9HP(DV6DTEd), 5FS(EP6C)	02/06 →
207 1.6 Hdi 110	9HR(DV6C)	08/09 →
207 1.6 Vti	EP6	09/08 → 12/12
207 CC 1.6 16V	5FS(EP6C), 5FR(EP6DT)	02/07 →
207 CC 1.6 16V Turbo	5FR(EP6DT), 9HR(DV6C)	02/07 →
207 CC 1.6 Hdi	9HR(DV6C), EBO	02/07 →
208 1.0	EBO, EB2	03/12 →
208 1.2	EB2, EB2F	03/12 →
208 1.2 GPL	EB2F, EB2DT	06/15 →
208 1.2 THP	EB2DT, 8HP(DV4C)	01/13 →
208 1.2 Vti	HMZ(EB2)	09/13 →
208 1.4 GPL	EP3C	10/13 →
208 1.4 Hdi	8HP(DV4C), 8FS(EP3)	03/12 →
208 1.4 Vti	8FS(EP3), 5FS(EP6C)	03/12 →
208 1.5 BlueHdi 100	DV5RD	05/18 →
208 1.6	5FS(EP6C), BHY(DV6FD)	02/12 →
208 1.6 BlueHdi 100	BHY(DV6FD), BHZ(DV6FC)	01/15 →
208 1.6 BlueHdi 120	BHZ(DV6FC), BHW(DV6FE)	11/13 →
208 1.6 BlueHdi 75	BHW(DV6FE), 5FU(EP6CDT)	04/15 →
208 1.6 GTi	5FU(EP6CDT), 9HP(DV6DTEd)	08/12 →
208 1.6 Hdi	9HP(DV6DTEd), 9HK(DV6ETEDM)	03/12 →
208 1.6 Hdi / BlueHdi 75	9HK(DV6ETEDM), EB2DTS	01/13 →
208 1.6 Hdi 90	9HJ(DV6DTEdM)	03/12 →
208 1.6 THP 165	EP6FDT	03/15 →
208 1.6 THP 210	5GM(EP6FDTX)	04/15 →
301 1.2	HMZ(EB2F)	11/12 →
301 1.2 Vti 72	EB2M, 9HF(DV6DTEd)	11/12 →
301 1.2 Vti 82	EB2F	12/14 →
301 1.6 BlueHdi 100	DV6FD	04/14 →
301 1.6 Hdi 100	BHY(DV6FD)	11/12 →
301 1.6 Hdi 90	9HF(DV6DTEd), ECS	11/12 →
301 1.6 LPG	ECS	07/14 →
301 1.6 Vti 115	ECS, K6D(TU3JP)	11/12 →
307 1.4	K6D(TU3JP), 8HX(DV4TD)	08/00 →
307 1.4 16V	KFU(ET3J4)	11/03 →
307 1.4 Hdi	8HX(DV4TD), N6A(TU5JP4)	10/01 →
307 1.4 Hdi 70	8HZ(DV4TD)	03/02 → 06/05
307 1.6 16V	N6A(TU5JP4), --	08/00 →
307 1.6 BioFlex	--, 9HY(DV6TEd4)	07/06 →
307 1.6 Hdi	9HV(DV6ATEd4)	04/05 →
307 1.6 Hdi 110	9HY(DV6TEd4), RFJ(EW10A)	02/04 →
307 1.6 Hdi 90	9HV(DV6ATEd4)	12/06 → 04/08
307 2.0	RFN(EW10J4)	03/02 → 06/05
307 2.0 16V	RFJ(EW10A), 8FS(EP3)	08/00 →
307 2.0 Hdi	RHZ(DW10ATED)	06/05 →
307 2.0 Hdi 110	RHS(DW10ATED)	08/00 →
307 2.0 Hdi 135	RHR(DW10BTEd4)	10/03 →
307 2.0 Hdi 90	RHY(DW10TD)	08/00 →
308 I 1.4 16V	8FS(EP3), 5FT(EP6DT)	09/07 →
308 I 1.6 16V	5FT(EP6DT), N6A(TU5JP4)	09/07 →
308 I 1.6 Bioflex	N6A(TU5JP4), 9HP(DV6DTEd)	04/08 →
308 I 1.6 GTi	EP6DXTX	07/10 →
308 I 1.6 Hdi	9HP(DV6DTEd), EP6CDTM	09/07 →
308 I 1.6 THP	EP6CDTM, EW10A	10/10 →
308 I 2.0 Bioflex	EW10A, EW10A	01/08 →
308 I 2.0 CVT	EW10A, DW10BTEd4	07/09 → 11/14
308 I 2.0 Hdi	DW10BTEd4, EB2ADT	09/07 →
308 II 1.2 THP 110	EB2ADT, EB2DTS	11/13 →
308 II 1.2 THP 130	EB2DTS, EB2	11/13 →
308 II 1.2 Vti 72	EB2, 5GZ(EP6FDT)	09/13 →
308 II 1.5 BlueHdi 130	DV5RC	06/17 →

PEUGEOT		
308 II 1.6	5GZ(EP6FDT), BHY(DV6FD)	01/12 →
308 II 1.6 BlueHdi	DV6FD	04/14 →
308 II 1.6 BlueHdi 100	BHY(DV6FD), BHZ(DV6FC)	04/14 →
308 II 1.6 BlueHdi 120	BHZ(DV6FC), 5GN(EP6FDTR)	11/13 →
308 II 1.6 e-HDi 115	DV6C	03/15 →
308 II 1.6 GT 205	EP6FDTX	06/14 →
308 II 1.6 GTi	5GN(EP6FDT), 9HC(DV6C)	06/15 →
308 II 1.6 HDi	DV6DTE	09/13 →
308 II 1.6 HDi / BlueHdi 115	9HC(DV6C), BHY(DV6FD)	09/13 →
308 II 1.6 HDi 100	BHY(DV6FD), 9HP(DV6DTE)	04/14 →
308 II 1.6 HDi 92	9HP(DV6DTE), 5FA(EP6CDT)	03/14 →
308 II 1.6 THP 125	5FA(EP6CDT), AHX(DW10FD)	09/13 →
308 II 1.6 THP 150	EP6FDTMD	03/14 →
308 II 1.6 THP 155	EP6CDT	03/14 →
308 II 1.6 THP 210	5GM(EP6FDTX)	04/15 →
308 II 1.6 VTi	EC5	03/14 →
308 II 1.6 VTi [ExtraEU]	EC5	05/15 →
308 II 1.6 VTi 115	NFP(EC5)	11/12 →
308 II 2.0 BlueHdi 150	AHX(DW10FD), AHW(DW10FC)	11/13 →
308 II 2.0 GT BlueHdi 180	DW10FC	06/17 →
308 II 2.0 GT HDi 180 / BlueHdi 180	AHW(DW10FC), EB2DTS	06/14 →
2008 1.2 PureTech 82	EB2FA	03/18 →
2008 1.2 THP 110	EB2DT, EB2DTS	01/15 →
2008 1.2 THP 130	EB2DTS, EB2	01/15 →
2008 1.2 VTi	EB2, 8HR(DV4C)	03/13 →
2008 1.4 HDi	8HR(DV4C), BHX(DV6FC)	06/13 →
2008 1.6 BlueHdi	BHX(DV6FC), BHY(DV6FD)	07/14 →
2008 1.6 BlueHdi 100	BHY(DV6FD), BHZ(DV6FC)	01/15 →
2008 1.6 BlueHdi 120	BHZ(DV6FC), BHW(DV6FE)	07/14 →
2008 1.6 BlueHdi 75	BHW(DV6FE), 9HP(DV6DTE)	01/15 →
2008 1.6 HDi	9HP(DV6DTE), 5FS(EP6C)	03/13 →
2008 1.6 VTi	5FS(EP6C), KFT(TU3A)	03/13 →
3008 1.2	EB2DTS, BHZ(DV6FC)	01/15 →
3008 1.6 BlueHdi 100	DV6FD	11/16 →
3008 1.6 BlueHdi 115	DV6FC	11/16 →
3008 1.6 BlueHdi 120	BHZ(DV6FC), 9HR(DV6C)	05/14 →
3008 1.6 HDi	9HR(DV6C), BHX(DV6FC)	06/09 →
3008 1.6 HDi 115 / BlueHdi 115	BHX(DV6FC), 5FV(EP6CDT)	02/13 →
3008 1.6 THP	5FV(EP6CDT), 5GZ(EP6FDT)	06/09 →
3008 1.6 THP [ExtraEU]	EP6CDTM	09/10 → 08/16
3008 1.6 THP 165	EP6FDT	05/16 →
3008 1.6 Turbo	5GZ(EP6FDT), 5FS(EP6C)	05/14 →
3008 1.6 VTi	5FS(EP6C), DW10FC	06/09 →
3008 2.0 BlueHdi 136	DW10FD	11/16 →
3008 2.0 BlueHdi 150	DW10FD	05/16 →
3008 2.0 BlueHdi 180	DW10FC, DW10CB	05/16 →
3008 2.0 HDi	DW10CB, AHX(DW10FD)	06/09 →
3008 2.0 HDi 150 / BlueHdi 150	AHX(DW10FD), DW10CTED4	06/09 →
3008 2.0 HDi Hybrid4	DW10CTED4, EB2M	02/11 → 08/16
5008 1.2	EB2DTS, 5FS(EP6C)	01/15 →
5008 1.6 16V	5FS(EP6C), BHZ(DV6FC)	09/09 →
5008 1.6 BlueHdi 100	DV6FD	12/16 →
5008 1.6 BlueHdi 115	DV6FC	12/16 →
5008 1.6 BlueHdi 120	BHZ(DV6FC), 9HD(DV6CTED)	05/14 →
5008 1.6 HDi	9HD(DV6CTED), EP6CDTMD	09/09 →
5008 1.6 THP 150	EP6CDTMD, 5GZ(EP6FDT)	02/12 →
5008 1.6 THP 163	5GZ(EP6FDT), 5GZ(EP6FDT)	02/12 →
5008 1.6 THP 165	5GZ(EP6FDT), DW10FC	02/12 →
5008 2.0 BlueHdi 136	DW10FD	12/16 →
5008 2.0 BlueHdi 150	DW10FD	12/16 →
5008 2.0 BlueHdi 180	DW10FC, DW10CBFAPDTR	12/16 →
5008 2.0 HDi	DW10CBFAPDTR, AHW(DW10FD)	09/09 →
5008 2.0 HDi 136 / BlueHdi 136	AHW(DW10FD), AHR(DW10FD)	02/12 →
5008 2.0 HDi 150 / BlueHdi 150	AHR(DW10FD), 5FK(EP6CB)	06/09 →
PARTNER I 1.6	NGA(TUSJPA)	07/01 →
PARTNER I 1.6 BlueHdi	DV6FD	04/15 →
PARTNER I 1.6 HDi	DV6AUTED4	01/14 →
PARTNER II 0.0 Electric	MD200175	01/11 → 12/12
PARTNER II 1.6	5FK(EP6CB), BHY(DV6FD)	04/08 →
PARTNER II 1.6 BlueHdi 100	BHY(DV6FD), BHZ(DV6FC)	04/15 →
PARTNER II 1.6 BlueHdi 120	BHZ(DV6FC), 9HF(DV6DTE)	04/15 →
PARTNER II 1.6 HDi	9HF(DV6DTE), 9HN(DV6TED)	04/08 →

PEUGEOT		
PARTNER II 1.6 HDi / BlueHdi 75	9HN(DV6TED), 9HS(DV6TED4BU)	07/11 →
PARTNER II 1.6 HDi 16V	9HS(DV6TED4BU), 9HS(DV6TED4BU)	04/08 →
PARTNER II 1.6 HDi 16V 4x4	9HS(DV6TED4BU), 9HP(DV6DTE)	04/12 →
PARTNER II 1.6 HDi 90	9HP(DV6DTE), EB2DT	04/10 →
PARTNER II Électrique	Y4F1	06/13 →
PARTNER II TEPEE 1.2 THP	EB2DT, BHY(DV6FD)	02/16 →
PARTNER II TEPEE 1.6 BlueHdi 100	BHY(DV6FD), BHZ(DV6FC)	12/14 →
PARTNER II TEPEE 1.6 BlueHdi 120	BHZ(DV6FC), 9HF(DV6DTE)	12/14 →
PARTNER II TEPEE 1.6 HDi	9HF(DV6DTE), BHW(DV6FE)	04/08 →
PARTNER II TEPEE 1.6 HDi / BlueHdi 75	BHW(DV6FE), 9HV(DV6TED4)	01/15 →
PARTNER II TEPEE 1.6 HDi 16V	9HV(DV6TED4), 9HJ(DV6DTEDM)	04/08 →
PARTNER II TEPEE 1.6 HDi 90	9HJ(DV6DTEDM), 5FK(EP6CB)	04/10 →
PARTNER II TEPEE 1.6 VTi	5FK(EP6CB), EP6CDT	04/08 →
RCZ 1.6 16V	EP6CDT, 5FE(EP6CDTMD)	03/10 →
RCZ 1.6 THP	EP6CDTM	01/11 →
RCZ 1.6 THP 150	5FE(EP6CDTMD), 5FG(EP6CDTR)	03/11 →
RCZ 1.6 THP 270	5FG(EP6CDTR), DW10CTED4	06/13 →
RCZ 2.0 HDi	DW10CTED4, 9HL(DV6C)	03/10 →

7.1286



3

BRAKE/CLUTCH PEDAL SWITCHES

Adatt./Suitable:

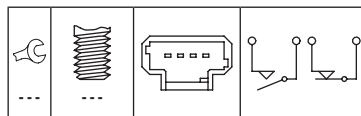
CITROËN
4534 71
96 724 076 80
98 050 898 80
98 182 325 80

PEUGEOT
4534 71
98 050 898 80
98 182 325 80

- NEW - ITEM NOW AVAILABLE FROM PRODUCTION**
- NUOVO - ARTICOLO ORA DISPONIBILE PER LA VENDITA
 - NOUVEAU - ARTICLE DISPONIBLE EN PRODUCTION COURANTE
 - NEU - JETZT ZUM VERKAUF VERFÜGBARER ARTIKEL
 - NUEVO - ARTICULO AHORA DISPONIBLE EN PRODUCCION

⚠ Not for sale in Germany

- Non vendibile in Germania
- Pas à vendre en Allemagne
- Nicht zum Verkauf in Deutschland
- No para la venta en Alemania



CITROËN		
C5 II 1.6 HDi 110	9HL(DV6C), 9HL(DV6C)	02/08 →
C5 II 1.6 HDi 115	9HL(DV6C), 5FN(EP6CDT)	01/12 →
C5 II 1.6 THP 150	5FN(EP6CDT), 5FV(EP6CDT)	04/09 →
C5 II 1.6 THP 155	5FV(EP6CDT), 5FS(EP6C)	04/09 →
C5 II 1.6 VTi 120	5FS(EP6C), 6FY(EW7A)	07/10 →
C5 II 1.8 16V	6FY(EW7A), EW10A	02/08 →
C5 II 2.0 16V	EW10A, EW10A	02/08 →
C5 II 2.0 16V BioFlex	EW10A, DW10BTE4	02/08 →
C5 II 2.0 HDi	DW10BTE4, DW10BTE4	02/08 →
C5 II 2.0 HDi 140	DW10BTE4, AHR(DW10FD)	04/09 →
C5 II 2.0 HDi 150 / BlueHdi 150	AHR(DW10FD), DW10CTED4	04/09 →
C5 II 2.0 HDi 165	DW10CTED4, AHW(DW10FC)	04/09 →
C5 II 2.0 HDi 180	AHW(DW10FC), 4HT(DW12BTE4)	03/15 →
C5 II 2.2 HDi	4HT(DW12BTE4), 4HP(DW12BTE4)	02/08 →
C5 II 2.2 HDi 165	4HP(DW12BTE4), 4HL(DW12C)	02/08 →
C5 II 2.2 HDi 200	4HL(DW12C), DT17ED4	07/10 →
C5 II 2.7 HDi	DT17ED4, ES9A	02/08 →
C5 II 3.0 HDi 240	DT20C	04/09 →

CITROËN		
C5 II 3.0 V6	ES9A, BHX(DV6FCU)	02/08 →
DISPATCH 2.0 BlueHdi 120	DW10FE	06/16 →
JUMPY III 1.6 BlueHdi 115	BHX(DV6FCU), BHV(DV6FDU)	04/16 →
JUMPY III 1.6 BlueHdi 95	BHY(DV6FDU), AHJ(DW10FE)	04/16 →
JUMPY III 1.6 HDi 90	DV6DU	04/16 →
JUMPY III 2.0 BlueHdi 120	AHJ(DW10FE), AHR(DW10FD)	04/16 →
JUMPY III 2.0 BlueHdi 150	AHR(DW10FD), AHJ(DW10FE)	04/16 →
JUMPY III 2.0 BlueHdi 180	DW10FC	04/16 →
SPACETOURER 1.5 BlueHdi 100	DV5RUCD	06/18 →
SPACETOURER 1.5 BlueHdi 120	DV5RUC	06/18 →
SPACETOURER 1.6 BlueHdi 115	DV6FCU	04/16 →
SPACETOURER 1.6 BlueHdi 95	DV6FDU	04/16 →
SPACETOURER 2.0 BlueHdi 120	AHJ(DW10FE), 5GZ(EP6FDT)	04/16 →
SPACETOURER 2.0 BlueHdi 150	DW10FD	04/16 →
SPACETOURER 2.0 BlueHdi 180	DW10FC	04/16 →

PEUGEOT		
508 I 1.6	5GZ(EP6FDT), BHZ(DV6FC)	09/11 →
508 I 1.6 BlueHdi 120	BHZ(DV6FC), 9HD(DV6CTED)	03/14 →
508 I 1.6 HDi	9HD(DV6CTED), 5FN(EP6CDT)	11/10 →
508 I 1.6 THP	5FN(EP6CDT), 5FH(EP6C)	11/10 →
508 I 1.6 VTi	5FH(EP6C), AHX(DW10FD)	11/10 →
508 I 2.0 BlueHdi 150	AHX(DW10FD), AHW(DW10FC)	04/14 →
508 I 2.0 BlueHdi 180	AHW(DW10FC), DW10BTE4	04/14 →
508 I 2.0 HDi	DW10BTE4, DW10CTED4	11/10 →
508 I 2.0 HDi 180 RXH	DW10FC	10/14 →
508 I 2.0 HDi Hybrid4 AWC	DW10CTED4, DW10CTED4	11/10 →
508 I 2.0 HDi RXH Hybrid4	DW10CTED4, 4HL(DW12C)	11/10 →
508 I 2.2 HDi	4HL(DW12C), K10B	11/10 →
EXPERT III 1.6 BlueHdi 115	DV6FCU	04/16 →
EXPERT III 1.6 BlueHdi 95	DV6FDU	04/16 →
EXPERT III 2.0 BlueHdi 120	DW10FE	04/16 →
EXPERT III 2.0 BlueHdi 150	DW10FD	04/16 →
EXPERT III 2.0 BlueHdi 180	DW10FC	04/16 →
TRAVELLER 1.5 BlueHdi 100	DV5RUCD	06/18 →
TRAVELLER 1.5 BlueHdi 120	DV5RUC	06/18 →
TRAVELLER 1.6 BlueHdi 115	DV6FCU	04/16 →
TRAVELLER 1.6 BlueHdi 95	DV6FDU	04/16 →
TRAVELLER 2.0 BlueHdi 150	DW10FD	04/16 →
TRAVELLER 2.0 BlueHdi 180	DW10FC	04/16 →

7.1287



3

BRAKE/CLUTCH PEDAL SWITCHES

Adatt./Suitable:

GENERAL MOTORS
95 508 026

OPEL
47 11 656
95508026

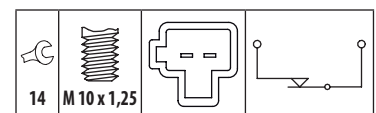
SUZUKI
37970-64J00
37970-64J00-000
37970M74L00
37970M74L00-000

VAUXHALL
95508026

ITEM NOW AVAILABLE FROM PRODUCTION

- ARTICOLO ORA DISPONIBILE PER LA VENDITA
- ARTICLE DISPONIBLE EN PRODUCTION COURANTE
- JETZT ZUM VERKAUF VERFÜGBARER ARTIKEL
- ARTICULO AHORA DISPONIBLE EN PRODUCCION

MARKET DIFFUSION: MEDIUM



OPEL		
AGILA B 1.0	K10B, K12B	04/08 → 07/14
AGILA B 1.0 LPG	K10B	01/10 → 12/12
AGILA B 1.2	K12B, K10B	04/08 → 10/14
AGILA B 1.2 LPG	K12B	04/08 → 10/10

SUZUKI		
ALTO VII 1.0	K10B	01/09 →
CELERIO 1.0	K10B, J24B	03/14 →
GRAND VITARA II 1.6	M16A	01/15 → 02/15
GRAND VITARA II 1.6 4x4	M16A	01/15 → 02/15
GRAND VITARA II 1.9 DDiS Trazione integrale	F90B	10/05 → 02/15
GRAND VITARA II 2.0	J20A	10/05 → 02/15
GRAND VITARA II 2.0 Trazione integrale	J20A	10/05 → 02/15
GRAND VITARA II 2.4 Trazione integrale	J24B	01/09 →
GRAND VITARA II 3.2 Trazione integrale	N32A	01/09 → 02/15
IGNIS III 1.2	K12C	10/16 →
IGNIS III 1.2 AllGrip	K12C	10/16 →
IGNIS III 1.2 Hybrid	K12C	10/16 →
IGNIS III 1.2 Hybrid AllGrip	K12C	10/16 →
JIMNY III 1.3 4WD	M13A	03/13 →
KIZASHI 2.4	J24B, K10B	10/10 →
KIZASHI 2.4 4WD	J24B	10/10 →
KIZASHI 2.4 4x4	J24B	10/10 →
SPLASH 1.0	K10B, K12B	01/08 →
SPLASH 1.2	K12B	01/08 →
SPLASH 1.2 VVT	K12B, K12B	09/10 →
SWIFT IV 1.2 VVT/VVT Dualjet	K12B, K12B	10/10 →
SWIFT VI 1.0	K10C	04/17 →
SWIFT VI 1.0 SHVS	K10C	04/17 →
SWIFT VI 1.2	K12C	04/17 →
SWIFT VI 1.2 AllGrip	K12C	04/17 →
SWIFT VI 1.2 SHVS	K12C, K12C	04/17 →
SWIFT VI 1.2 SHVS AllGrip	K12C, M16A	04/17 →
SWIFT V 1.2	K12B, K12C	10/10 →
SWIFT V 1.2 4WD	K12B	08/12 →
SWIFT V 1.2 4x4	K12B	10/10 →
SWIFT V 1.3 DDiS	D13A	10/10 →
SWIFT V 1.4	K14B	02/11 →
SWIFT V 1.6	M16A	01/12 →
SX4 I 1.6	M16A	10/07 →
SX4 I 1.6 AWD	M16A	10/07 →
SX4 I 1.6 VVT	M16A	07/09 → 12/15
SX4 I 2.0	J20A	06/06 →
SX4 I 2.0 4x4	J20A	06/06 →
SX4 II 1.0	K10C	08/16 →
SX4 II 1.0 AllGrip	K10C	08/16 →
SX4 II 1.4 T	K14C	08/16 →
SX4 II 1.4 T AllGrip	K14C	08/16 →
SX4 II 1.6	M16A, M16A	08/13 →
SX4 II 1.6 AllGrip	M16A, M16A	08/13 →
SX4 II 1.6 DDiS	D16AA	08/13 →
SX4 II 1.6 DDiS AllGrip	D16AA	08/13 →
VITARA IV 1.4 T	K14C	09/15 →
VITARA IV 1.4 T AllGrip	K14C	09/15 →
VITARA IV 1.6	M16A, M16A	02/15 →
VITARA IV 1.6 AllGrip	M16A, G4FA	02/15 →
VITARA IV 1.6 DDiS	D16AA	02/15 →
VITARA IV 1.6 DDiS AllGrip	D16AA	02/15 →

VAUXHALL

AGILA B 1.0 12V	K10B	01/08 → 11/14
AGILA B 1.0 i	K10B	08/11 → 11/14
AGILA B 1.2 i 16V	K12B	01/08 → 11/14

7.1289



3

BRAKE/CLUTCH PEDAL SWITCHES

Adatt./Suitable:

HYUNDAI
93840-0B000
93840-25300
93840-25301
93840-2E000

KIA
93840 1G000
93840 2E000

NEW - ITEM NOW AVAILABLE FROM PRODUCTION

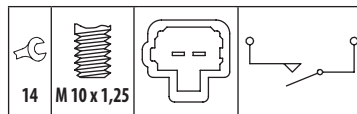
• NUOVO - ARTICOLO ORA DISPONIBILE PER LA VENDITA

• NOUVEAU - ARTICLE DISPONIBLE EN PRODUCTION COURANTE

• NEU - JETZT ZUM VERKAUF VERFÜGBARER ARTIKEL

• NUEVO - ARTICULO AHORA DISPONIBLE EN PRODUCCION

MARKET DIFFUSION: HIGH



HYUNDAI

ACCENT II 1.5 CRDi	D3EA	01/02 → 11/05
ACCENT IV 1.4	G4FA, G4FC	11/10 →
ACCENT IV 1.4 CVT	--	11/10 →
ACCENT IV 1.6	G4FC, D4FB	11/10 →
ACCENT IV 1.6 CRDi	D4FB, G4FG	11/10 →
ELANTRA 1.8 CVVT [ExtraEU]	G4NB	01/11 → 12/16
ELANTRA V 1.6	G4FG, G4KF	06/11 →
ELANTRA V 1.6 CRDi	D4FB	02/11 → 12/15
ELANTRA V 1.8	G4NB-B	09/10 →
GENESIS 2.0	G4KF	01/13 →
GENESIS 2.0 T	G4KF, G6DA	01/08 → 12/14
GENESIS 2.0 TGi	--	01/11 →
GENESIS 3.8	G6DA	09/09 →
GENESIS 3.8 V6	G6DA, D4FA	01/08 →
GETZ 1.1	G4HDE	09/05 → 06/09
GETZ 1.5 CRDi	D4FA	08/05 → 06/09
GETZ 1.5 CRDi GLS	D4FA, --	07/04 → 06/09
GETZ 1.6	G4ED	06/05 → 12/06
H-1 I 2.4 CVVT	G4KC	01/10 →
H-1 II 2.4	--, D4CB	02/08 →
H-1 II 2.5 CRDi	D4CB, G4HG	02/08 →
H350 2.5 CRDi	D4CB	04/15 →
I10 I 1.1	G4HG, G4LA	12/07 → 12/13
I10 I 1.1 CRDi	D3FA	01/08 → 12/11
I10 I 1.2	G4LA	11/08 → 12/11
I20 I 1.1 CRDi	D3FA	03/12 → 12/15
I20 I 1.2	G4LA, D4FC	09/08 → 12/15
I20 I 1.4	G4FA	09/08 → 12/15
I20 I 1.4 CRDi	D4FC, D4FB	08/08 → 12/15
I20 I 1.6	G4FC	09/08 → 12/12
I20 I 1.6 CRDi	D4FB, G4FA	09/08 → 12/12
I30 I 1.4	G4FA, G4FC	10/07 → 06/12
I30 I 1.4 CVVT	G4LC	05/15 →
I30 I 1.4 LPG	G4FA	01/13 →
I30 I 1.6	G4FC, D4FB	10/07 → 06/12
I30 I 1.6 CRDi	D4FB, G4FC	10/07 →
I30 I 1.6 CVVT	G4FC, G4FD	01/12 →
I30 I 1.6 CVVT [ExtraEU]	G4FC	06/14 →
I30 I 1.6 GDi	G4FD, G4GC	07/14 →
I30 I 2.0	G4GC, D4EA	10/07 → 06/12
I30 I 2.0 CRDi	D4EA, G4FA	10/07 → 06/12
I30 II 1.4	G4FA, G4FC	12/11 →
I30 II 1.4 CRDi	D4FC	12/11 →
I30 II 1.6	G4FC, D4FB	12/11 →
I30 II 1.6 CRDi	D4FB, G4NA	11/11 →
I30 II 1.6 GDi	G4FD	12/11 →
I30 II 1.6 MPI	G4FC	11/16 →
I30 II 1.6 T-GDi	G4FJ	01/15 →
I40 1.6 GDi	G4FD	07/11 →
I40 1.7 CRDi	D4FD	07/11 →
I40 2.0	G4NC	03/12 →
I40 2.0 GDi	G4NA, G4KD	07/11 →
IX20 1.4	G4FA	11/10 →
IX20 1.4 CRDi	D4FC-M	06/11 →

HYUNDAI

IX20 1.4 CVVT	G4FA	11/10 →
IX20 1.4 LPG ECONEXT	G4FA	11/10 →
IX20 1.6	G4FC	11/10 →
IX20 1.6 CRDi	D4FB	06/11 →
IX20 1.6 LPG ECONEXT	G4FC	03/15 →
IX35 1.6 GDi	G4FD	09/10 → 12/15
IX35 1.7 CRDi	D4FD	09/10 → 12/15
IX35 2.0	G4KD, G4KD	01/10 →
IX35 2.0 4WD	G4KD, D4HA	01/10 →
IX35 2.0 CRDi	D4HA, G4NA	01/10 →
IX35 2.0 CRDi 4WD	D4HA	01/10 →
IX35 2.0 CRDi VGT	D4HA	08/09 → 12/15
IX35 2.0 CVVT	G4KD	08/09 →
IX35 2.0 CVVT AWD	G4KD	08/09 →
IX35 2.0 GDi	G4NA, G4NA	08/13 →
IX35 2.0 GDi 4WD	G4NA, D4HB	08/13 →
SANTA FE II 2.0 CRDi	D4HA	12/10 → 12/12
SANTA FE II 2.0 CRDi 4x4	D4HA	12/10 → 12/12
SANTA FE II 2.2 CRDi	D4HB	08/12 →
SANTA FE II 2.4 CVVT [ExtraEU]	G4KE	06/15 →
SANTA FE III 2.0 CRDi	D4HA	09/12 →
SANTA FE III 2.0 CRDi 4WD	D4HA	09/12 →
SANTA FE III 2.2 CRDi	D4HB, D4HB	09/12 →
SANTA FE III 2.2 CRDi 4WD	D4HB, G4KD	09/12 →
SANTA FE III 2.4	G4KJ	09/12 → 12/15
SANTA FE III 2.4 4WD	G4KJ	09/12 → 12/15
SANTA FE III 2.4 CCVT	G4KE	09/12 →
SANTA FE III 2.4 CCVT AWD	G4KE	09/12 →
SANTA FE III 2.4 GDi	G4KJ	05/15 →
SANTA FE III 2.4 GDi 4WD	G4KJ	05/15 →
SB 11 1.4	--	01/11 →
SB 11 1.6	--	01/11 →
SB 11 1.6 CRDi	--	01/11 →
SOLARIS 1.4 16V	--	01/11 →
SOLARIS 1.6 16V	--	01/11 →
SONATA VI 2.0	G4KD, G4KD	01/09 → 12/15
SONATA VI 2.0 i	G4KD, G4KC	01/11 → 06/14
SONATA VI 2.4	G4KC, G4FC	01/09 → 12/15
TRAJET 2.0 CRDi	D4EA	04/01 → 07/08
TUCSON 2.0 CRDi	D4EA	01/09 → 03/10
TUCSON 2.0 CRDi Trazione integrale	D4EA	01/09 → 03/10
VELOSTER 1.6	G4FG	06/11 →
VELOSTER 1.6 GDi	G4FD	02/11 →
VERNA 1.5 CRDi	D3EA	01/02 →

KIA

CARENS III 1.6 CRDi 110	D4FB	10/10 →
CARENS III 1.6 CRDi 128	D4FB	10/10 →
CARENS III 1.6 CVVT	G4FC, D4FD	08/09 →
CARENS III 2.0 CRDi 140	D4EA	09/06 →
CARENS III 2.0 CVVT	G4KA	09/06 →
CARENS IV 1.6 GDi	G4FD	03/13 →
CARENS IV 1.7 CRDi	D4FD, D4HB	03/13 →
CARENS IV 2.0 GDi	G4NC	03/13 →
CARNIVAL II 2.2 CRDi	D4HB, G4FA	01/10 →
CARNIVAL II 2.7 V6	G6EA	06/06 →
CARNIVAL II 2.9 CRDi	J3	06/06 →
CARNIVAL II 2.9 CRDi LX	J3	09/06 →
CEED I 1.4	G4FA	10/10 → 12/12
CEED I 1.4 CVVT BiFuel	G4FA, G4FA	06/11 →
CEED I 1.6	G4FC	09/07 → 11/12
CEED I 1.6 CRDi 115	D4FB	09/07 → 12/12
CEED I 1.6 CRDi 128	D4FB	10/10 → 12/12
CEED I 1.6 CVVT	G4FC	02/08 → 12/12
CEED I 1.6 CVVT BiFuel	G4FC	06/11 → 12/11
CEED I 2.0	G4GC	12/06 → 12/12
CEED II 1.0 T-GDi	G3LC	04/15 →
CEED II 1.4 CRDi	D4FC	04/15 →
CEED II 1.4 CRDi 90	D4FC	05/12 →
CEED II 1.4 CVVT	G4FA, G4FC	05/12 →
CEED II 1.4 MPI	G4LC	04/15 →
CEED II 1.6 CRDi 110	D4FB	05/12 →
CEED II 1.6 CRDi 115	D4FB	05/12 →
CEED II 1.6 CRDi 128	D4FB	05/12 →
CEED II 1.6 CRDi 136	D4FB	07/15 →
CEED II 1.6 CRDi 90	D4FB-L	05/12 →
CEED II 1.6 CVVT	G4FC, G4FC	05/12 →
CEED II 1.6 GDi	G4FD	05/12 →
CEED II 1.6 GT	G4FJ	06/13 →
CERATO II 1.6	G4FC	01/10 →
CERATO II 1.6 CVVT	G4FC, G4KD	02/09 →
CERATO II 2.0	G4KD, G4JP	01/09 →
CERATO III 1.6	--	07/12 →
CERATO III 1.6 CVVT	G4FC	07/16 →
CERATO III 1.6 MPI	G4FC	06/13 →
CERATO III 1.8	--	07/12 →
CERATO III 2.0	--	07/12 →

KIA		
CERATO III 2.0 MPI	G4KD	06/13 →
FORTE III 1.6	--	07/12 →
FORTE III 1.8	--	07/12 →
FORTE III 2.0	--	07/12 →
MAGENTIS II 2.0	G4JP, D4FD	09/06 →
OPTIMA III 1.7 CRDi	D4FD, --	03/12 →
OPTIMA III 2.0	--, G4KC	03/10 →
OPTIMA III 2.0 CVVL	G4KD	03/12 →
OPTIMA III 2.0 CVVT	G4KD	01/11 → 12/15
OPTIMA III 2.4	G4KC, G4FA	06/10 →
PICANTO I 1.1	--	08/07 →
PICANTO I 1.1 CRDi	D3FA	11/05 →
PRO CEE'D I 1.4 CRDi	D4FC	05/15 →
PRO CEE'D I 1.4 CVVT	G4FA, G4LC	02/08 →
PRO CEE'D I 1.6	G4FC	02/08 → 09/12
PRO CEE'D I 1.6 CRDi	D4FB	10/12 →
PRO CEE'D I 1.6 CRDi 128	D4FB	10/10 → 09/12
PRO CEE'D I 1.6 CVVT	G4FC	01/08 → 09/12
PRO CEE'D I 1.6 GDi	G4FD	04/15 →
PRO CEE'D I 2.0 LPG	G4GC	01/09 → 12/09
PRO CEE'D II 1.0 T-GDI	G3LC	07/15 →
PRO CEE'D II 1.4 CRDi 90	D4FC	03/13 →
PRO CEE'D II 1.4 CVVT	G4FA	03/13 →
PRO CEE'D II 1.4 MPI	G4LC, G4FA	07/13 →
PRO CEE'D II 1.6 CRDi 110	D4FB	03/13 →
PRO CEE'D II 1.6 CRDi 128	D4FB	03/13 →
PRO CEE'D II 1.6 CRDi 136	D4FB	07/15 →
PRO CEE'D II 1.6 CVVT	G4FC	03/13 →
PRO CEE'D II 1.6 GDi	G4FD	03/13 →
PRO CEE'D II 1.6 GT	G4FJ	06/13 →
RIO III 1.1 CRDi	D3FA	09/11 →
RIO III 1.2	G4LA	09/11 →
RIO III 1.2 CVVT	G4LA	11/14 →
RIO III 1.25 CVVT	G4LA	09/11 →
RIO III 1.25 LPG	G4LA	09/11 →
RIO III 1.4 CRDi	D4FC	09/11 →
RIO III 1.4 CVVT	G4FA, D4HA	06/11 →
RIO III 1.6 CVVT	G4FC	06/12 →
SORENTO I 2.2 CRDi	D4HB	11/09 → 12/15
SORENTO I 2.4 CVT BiFuel	G4KE	04/10 → 12/15
SORENTO II 2.0 CRDi	D4HA, D4HA	11/09 →
SORENTO II 2.0 CRDi 4WD	D4HA, G4KE	11/09 →
SORENTO II 2.2 CRDi	D4HB	11/09 →
SORENTO II 2.2 CRDi 4WD	D4HB	11/09 →
SORENTO II 2.4 CVVT	G4KE, G4KE	11/09 →
SORENTO II 2.4 CVVT 4WD	G4KE, G4FC	11/09 →
SORENTO II 2.4 GDi	G4KJ	10/12 →
SORENTO II 2.4 GDi 4WD	G4KJ	10/12 →
SOUL 1.6 CVVT BiFuel	G4FC	06/11 → 12/14
SOUL I 1.6	G4FC	09/09 → 12/14
SOUL I 1.6 CRDi 115	D4FB	02/09 →
SOUL I 1.6 CRDi 128	D4FB	02/09 →
SOUL I 1.6 CVVT	G4FC, G4NA	02/09 →
SOUL I 1.6 Flex	--	01/11 →
SOUL I 1.6 GDi	G4FD	06/11 →
SOUL I 2.0	G4KD	02/09 →
SPORTAGE I 1.6 GDi LPG	G4FD	01/14 → 12/15
SPORTAGE I 2.0 CRDi	D4HA	08/12 → 12/15
SPORTAGE I 2.0 CVVT	G4NA, D4EA	01/14 → 12/15
SPORTAGE II 2.0 16V 4WD	G4GC	09/04 →
SPORTAGE II 2.0 CRDi	D4EA, D4EA	02/05 →
SPORTAGE II 2.0 CRDi 4WD	D4EA, D4FD	09/04 →
SPORTAGE II 2.0 i 16V	G4GC	09/04 →
SPORTAGE III 1.6 GDi	G4FD	02/11 →
SPORTAGE III 1.7 CRDi	D4FD, D4HA	12/10 →
SPORTAGE III 2.0 CRDi	D4HA, D4HA	07/10 →
SPORTAGE III 2.0 CRDi 4WD	D4HA, G4KD	07/10 →
SPORTAGE III 2.0 CVVT	G4KD, G4KD	06/10 →
SPORTAGE III 2.0 CVVT 4WD	G4KD, D4FC	06/10 →
SPORTAGE III 2.0 flex	--	07/10 →
SPORTAGE III 2.0 GDi	G4NC	02/14 →
SPORTAGE III 2.0 GDi 4WD	G4NC	02/14 →
VENGA 1.4 CRDi	D4FC, G4FA	02/10 →
VENGA 1.4 CRDi 75	D4FC	02/10 →
VENGA 1.4 CRDi 90	D4FC	02/10 →
VENGA 1.4 CVVT	G4FA, G4GC	02/10 →
VENGA 1.4 LPG	G4FA	02/10 →
VENGA 1.6 CRDi 115	D4FB	02/10 →
VENGA 1.6 CRDi 128	D4FB	02/10 →
VENGA 1.6 CVVT	G4FC	02/10 →

7.1294



3

BRAKE/CLUTCH PEDAL SWITCHES

Adatt./Suitable:

HYUNDAI

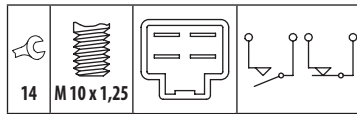

93810-1C800
93810-2H000
93810-38100
93810-38110
93810-3K000

KIA

93810 1C800
93810 2H000
93810 38100
93810 38110
93810 3K000

- NEW - ITEM NOW AVAILABLE FROM PRODUCTION**
- NUOVO - ARTICOLO ORA DISPONIBILE PER LA VENDITA
 - NOUVEAU - ARTICLE DISPONIBLE EN PRODUCTION COURANTE
 - NEU - JETZ ZUM VERKAUF VERFÜGBARER ARTIKEL
 - NUEVO - ARTICULO AHORA DISPONIBLE EN PRODUCCION

MARKET DIFFUSION: HIGH



HYUNDAI

ACCENT III 1.4 GL	G4EE	11/05 → 11/10
ACCENT III 1.5 CRDi GLS	D4FA	11/05 → 11/10
ACCENT III 1.6 GLS	G4ED	11/05 → 11/10
ACCENT IV 1.4	G4FA	11/10 →
ACCENT IV 1.6	G4FC	11/10 →
AZERA 3.3	G6DB	02/07 → 12/11
COUPE I F2 Evolution	G4GF	01/99 → 12/01
COUPE II 1.6 16V	G4ED	03/02 → 08/09
COUPE II 2.0	G4GC, G4GC	08/01 → 08/09
COUPE II 2.0 GLS	G4GC, G6BA	02/03 → 08/09
COUPE II 2.7 V6	G6BA, G4ED	01/01 → 08/09
ELANTRA 1.6 [ExtraEU]	G4GA	08/03 → 05/06
ELANTRA 1.8 [ExtraEU]	G4BB	06/00 → 07/03
ELANTRA 1.8 CVVT [ExtraEU]	G4NB	01/11 → 12/16
ELANTRA 2.0 CVVT [ExtraEU]	G4GC	06/06 → 05/11
ELANTRA III 1.6	G4ED, G4BB	06/00 → 07/06
ELANTRA III 1.8	G4BB, G4GC	06/00 → 07/06
ELANTRA III 2.0	G4GC, G4GC	06/00 → 07/06
ELANTRA III 2.0 CRDi	D4EA	04/01 → 07/06
ELANTRA IV 1.6 CRDi	D4FB	02/06 →
ELANTRA IV 1.6 CVVT	G4FC	06/06 → 06/11
ELANTRA IV 2.0 CVVT	G4GC, G4FG	06/06 → 06/11
ELANTRA V 1.6	G4FG, G6AA	06/11 →
ELANTRA V 1.6 CRDi	D4FB	02/11 → 12/15
ELANTRA V 1.8	G4NB-B	09/10 →
EQUUS / CENTENNIAL I 3.5	G6CU	10/99 → 03/09
EQUUS / CENTENNIAL I 4.5	8A80	10/99 → 09/03
EQUUS / CENTENNIAL II 3.8	G6DA	03/09 →
EQUUS / CENTENNIAL II 3.8 GDi	G6DJ	03/09 →
EQUUS / CENTENNIAL II 4.6 V8	G6AA, G4KF	03/09 →
EQUUS / CENTENNIAL II 5.0 GDi	G8BE	03/09 →
GENESIS 2.0	G4KF	01/13 →
GENESIS 2.0 CVVT	G4KF	06/08 → 02/14
GENESIS 2.0 T	G4KF, G6DA	01/08 → 12/14
GENESIS 2.0 TCI	--	01/11 →
GENESIS 3.8	G6DA	09/09 →
GENESIS 3.8 V6	G6DA, G4HD	01/08 →
GETZ 1.1	G4HD, D3EA	09/05 → 06/09
GETZ 1.5 CRDi	D3EA, D4FA	03/03 → 06/09
GETZ 1.5 CRDi GLS	D4FA, G4ED	07/04 → 06/09
GETZ 1.6	G4ED, D4EB	06/05 → 12/06
GRANDEUR 2.2 CRDi	D4EB, G6DB	06/06 → 12/11
GRANDEUR 2.7	G6BA	05/06 → 10/10
GRANDEUR 3.3	G6DB, D4BE	04/05 → 12/11
H-1 I 2.4	G4JS	11/01 → 04/04
H-1 I 2.4 CVVT	G4KC	01/10 →
H-1 I 2.5 CRDi	D4BE, --	07/01 →
H-1 I 2.5 CRDi 4WD	D4CB	12/02 → 04/04
H-1 I 2.5 CRDi 4x4	D4CB	12/02 →
H-1 II 2.4	--, D4CB	02/08 →
H-1 II 2.4 i	G4KC	02/08 →
H-1 II 2.5 CRDi	D4CB, 4D56T	02/08 →

HYUNDAI		
H100 2.5 CRDi	D4CB	01/04 →
H100 2.5 TCI	--	01/04 →
H100 2.5 TD	4D56T, D4CB	11/06 →
H100 2.5 TDCi	D4BH	02/04 → 10/06
H100 2.6 TD	T2	11/06 →
H200 2.5 CRDi	D4CB	02/03 → 04/04
H300 2.5 CRDi	D4CB, G4HG	09/07 →
HIGHWAY VAN 2.0 16V	G4CPDOHC	03/00 → 03/04
HIGHWAY VAN 2.0 CRDi	D4EA	03/01 → 03/04
HIGHWAY VAN 2.0 CVVT	G4GC	11/03 → 03/04
HIGHWAY VAN 2.7 V6 24V	G6BA	03/00 → 03/04
I10 I 1.0	G3LA	01/11 → 12/17
I10 I 1.1	G4HG, G4AG	12/07 → 12/13
I10 I 1.1 -/IRDE	G4HG	04/11 →
I10 I 1.1 CRDi	D3FA	01/08 → 12/11
I10 I 1.1 LPG	G4HG	01/10 → 12/13
I10 I 1.2	G4LA	11/08 → 12/11
I10 I 1.2 CVVT	G4LA	11/08 → 12/13
I10 I 1.2 LPG	G4LA	01/10 → 12/13
I20 I 1.1 CRDi	D3FA	03/12 → 12/15
I20 I 1.2	G4AG, D4FC	09/08 → 12/15
I20 I 1.2 LPG	G4LA	01/09 → 08/14
I20 I 1.4	G4FA	09/08 → 12/15
I20 I 1.4 CRDi	D4FC, D4FB	08/08 → 12/15
I20 I 1.4 CVVT LPG	G4FA	12/08 → 12/12
I20 I 1.6	G4FC	09/08 → 12/12
I20 I 1.6 CRDi	D4FB, G4FA	09/08 → 12/12
I30 I 1.4	G4FA, G4FA	10/07 → 06/12
I30 I 1.4 CVVT LPG	G4FA, G4FC	01/09 → 06/12
I30 I 1.6	G4FC, D4FB	10/07 → 06/12
I30 I 1.6 CRDi	D4FB, G4GC	10/07 → 06/12
I30 I 1.6 CRDi VGT	D4FB	10/07 → 11/11
I30 I 2.0	G4GC, D4EA	10/07 → 06/12
I30 I 2.0 CRDi	D4EA, D4FC	10/07 → 06/12
I30 I 2.0 CVVT LPG	G4GC	01/10 → 06/12
I40 2.0	G4NC	03/12 →
IX20 1.4	G4FA	11/10 →
IX20 1.4 CRDi	D4FC, D4HA	11/10 →
IX20 1.4 CVVT	G4FA	11/10 →
IX20 1.4 LPG ECONEXT	G4FA	11/10 →
IX20 1.6	G4FC	11/10 →
IX20 1.6 CRDi	D4FB	06/11 →
IX35 1.6 GDi	G4FD	09/10 → 12/15
IX35 1.7 CRDi	D4FD	09/10 → 12/15
IX35 2.0	G4KD	01/10 →
IX35 2.0 4WD	G4KD	01/10 →
IX35 2.0 CRDi	D4HA, --	01/10 →
IX35 2.0 CRDi 4WD	D4HA	01/10 →
IX35 2.0 CRDi VGT	D4HA	08/09 → 12/15
IX35 2.0 CVVT	G4KD	08/09 →
IX35 2.0 CVVT AWD	G4KD	08/09 →
IX35 2.4 4WD	G4KC	09/12 → 12/13
IX35 2.4 DCVVT-I 4WD	G4KE	07/10 → 12/13
IX35 2.4 GDi 4WD	G4KJ	01/13 →
IX35 FCEV	HFE	10/12 →
IX35 Fuel Cell	--, D6EA	09/14 →
IX55 3.0 V6 CRDi 4WD	D6EA, G6DA	09/08 → 12/12
IX55 3.8 V6	G6DA	01/11 →
IX55 3.8 V6 4WD	G6DA, D3EA	01/07 →
LANTRA II 1.6 16V	G4GR	11/95 → 10/00
LANTRA II 1.6 i	G4GR	11/95 → 10/00
LANTRA II 1.8 16V	G4GM	11/95 → 10/00
LANTRA II 2.0	G4GC-G	06/00 →
LANTRA II 2.0 16V	G4GF	11/95 → 10/00
LANTRA II 2.0 CRDi	D4EA	04/01 →
LAVITA 1.5 CRDi	--	01/07 →
LAVITA 1.8	--	01/07 →
MATRIX 1.5 CRDi	D3EA, G4ED	10/01 → 08/10
MATRIX 1.5 CRDi VGT	D4FA	08/05 → 08/10
MATRIX 1.5 CRDi VGT [TUR]	D4FA	04/08 →
MATRIX 1.6	G4ED, G4GB	06/01 → 08/10
MATRIX 1.6 [TUR]	G4ED	04/08 →
MATRIX 1.8	G4GB, D4EA	06/01 → 08/10
MATRIX 1.8 [TUR]	G4GB	04/08 →
NF 2.0 CVVT	G4BPE	05/05 → 12/10
PORTER II 2.5 CRDi	D4CB	05/04 →
PORTER II 2.5 TCI	D4BH	05/04 →
SANTA FE I 2.0	G4JP	08/01 → 03/06
SANTA FE I 2.0 CRDi	D4EA	08/01 → 03/06
SANTA FE I 2.0 CRDi 4x4	D4EA, G4JS	04/01 → 03/06
SANTA FE I 2.0 CRDi Trazione integrale	D4EA	11/03 → 02/06
SANTA FE I 2.2 CRDi	D4EB	10/05 → 03/06
SANTA FE I 2.4 16V	G4JS, G4JS	02/01 → 03/06
SANTA FE I 2.4 16V 4x4	G4JS, G6BA	02/01 → 03/06
SANTA FE I 2.7	G6EA	10/05 → 03/06
SANTA FE I 2.7 4x4	G6BA, G6BA	09/02 → 03/06
SANTA FE I 2.7 V6 4x4	G6BA, D4EB	02/01 → 03/06

HYUNDAI			
SANTA FE I 3.5	G6CU	09/03 → 02/06	
SANTA FE I 3.5 4x4	G6CU	09/03 → 02/06	
SANTA FE II 2.0 CRDi	D4HA	12/10 → 12/12	
SANTA FE II 2.0 CRDi 4x4	D4HA	12/10 → 12/12	
SANTA FE II 2.2 CRDi	D4EB, D4EB	03/06 → 12/12	
SANTA FE II 2.2 CRDi 4x4	D4EB, G6BA	10/05 → 12/12	
SANTA FE II 2.2 CRDi GLS	D4EB	03/06 → 12/09	
SANTA FE II 2.2 CRDi GLS 4x4	D4EB	03/06 → 12/09	
SANTA FE II 2.4	G4KE	11/10 → 12/12	
SANTA FE II 2.4 4x4	G4KE	07/10 → 12/12	
SANTA FE II 2.7	G6BA	03/06 → 12/12	
SANTA FE II 2.7 4x4	G6BA, G4JP	03/06 → 12/12	
SANTA FE II 2.7 V6 GLS	G6EA	03/06 → 12/09	
SANTA FE II 2.7 V6 GLS 4x4	G6EA	03/06 → 12/09	
SANTA FE II 3.3	G6DB	07/07 → 11/08	
SANTA FE II 3.3 Dynamic 4x4	G6DB	03/06 → 12/12	
SANTA FE II 3.5	--	01/10 →	
SANTA FE II 3.5 CVVT [ExtraEU]	G6DC	01/09 → 05/13	
SOLARIS 1.4 16V	--	01/11 →	
SOLARIS 1.6 16V	--	01/11 →	
SONATA II 2.0	G4JP	06/98 → 05/01	
SONATA II 2.5	G6BV	10/98 → 12/01	
SONATA IV 2.0 16V	G4JP, G6BA	06/98 → 11/04	
SONATA IV 2.4 16V	G4BS	03/98 → 10/01	
SONATA IV 2.5 V6 24V	G6BV-G	06/98 → 10/01	
SONATA IV 2.7 V6	G6BA, D4EA	10/01 → 11/04	
SONATA V 2.0 [RUS]	--	01/05 → 04/06	
SONATA V 2.0 CRDi	D4EA, G4KA	02/06 → 12/10	
SONATA V 2.0 GLSi	G4KD	07/08 → 12/10	
SONATA V 2.0 i [RUS]	--	04/06 → 12/10	
SONATA V 2.0 VVTi GLS	G4KA, G4KC	05/05 → 12/10	
SONATA V 2.4	G4KC, G6DB	01/05 → 12/10	
SONATA V 2.7 V6 [RUS]	--	01/05 → 12/10	
SONATA V 3.3	G6DB, D4BH	01/05 → 12/10	
SONATA VI 2.4	G4KC	01/09 → 11/10	
SONICA 2.0	G4JPE	06/98 → 05/01	
SONICA 2.5	G6DV	06/98 → 05/01	
SONICA 3.3 CVVT	G6DB	03/09 → 12/10	
STAREX 2.5 CRDi	D4CB	09/07 →	
TERRACAN 2.5 D	D4BH	06/01 → 10/03	
TERRACAN 2.5 TD	D4BH, J3	12/01 → 12/06	
TERRACAN 2.5 TDiC [ExtraEU]	D4BHG	06/01 → 10/03	
TERRACAN 2.9 CRDi	J3	11/01 → 07/03	
TERRACAN 2.9 CRDi 4WD	J3, G4CPDOHC	12/01 → 12/06	
TERRACAN 3.5 i V6 4WD	G6CU	12/01 → 12/06	
TIBURON 2.0 CVVT	G4GC	10/06 → 12/08	
TRAJET 2.0	G4CPDOHC, D4EA	03/00 → 07/08	
TRAJET 2.0 CRDi	D4EA, G6BA	04/01 → 07/08	
TRAJET 2.7 V6	G6BA, G4GC	09/00 → 07/08	
TUCSON 2.0	G4GC, D4EA	08/04 →	
TUCSON 2.0 CRDi	D4EA, D4EA	08/04 → 03/10	
TUCSON 2.0 CRDi Trazione integrale	D4EA, G4GC	08/04 → 03/10	
TUCSON 2.0 CVVT LPG	G4GC, G4GC	06/04 → 03/10	
TUCSON 2.0 Trazione integrale	G4GC, G6BA	08/04 → 11/10	
TUCSON 2.7 Trazione integrale	G6BA, G6CT	08/04 →	
VERACRUZ 3.0 CRDi [ExtraEU]	D6EA	11/08 → 11/12	
VERACRUZ 3.8 [ExtraEU]	G6DA	01/08 → 11/12	
VERNA II 1.4 GL	--	11/05 →	
VERNA II 1.5 CRDi GLS	--	11/05 →	
VERNA II 1.6 GLS	--	11/05 →	
XG 250	G6AV	12/98 → 12/05	
XG 3.0	G6CT	10/01 → 05/05	
XG 30	G6CT, G4FC	12/98 → 12/05	
XG 300	G6CT	09/00 → 12/01	
XG 350	G6CU	10/02 → 12/05	
XG-SERIES 3.0	G6CT	09/99 → 09/03	

KIA

AMANTI 3.5 [CAN] [USA]	--	09/03 →	
BONGO IV 2.4 TDiC	D4BH	10/03 →	
BONGO IV 2.5 CRDi	D4CB	01/12 →	
BONGO IV 2.9 CRDi	J3	04/07 →	
BONGO IV 2.9 TDiC	HJ3	10/03 →	
BONGO IV 2.9 TDiC 4WD	HJ3	10/03 →	
BORREGO 3.0 CRDi 4WD	G6EN	11/07 →	
BORREGO 3.8	--	06/08 → 12/13	
BORREGO 3.8 4WD	G6RB	06/08 →	
BORREGO 4.6	G8BA	09/08 → 12/11	
CARENS III 1.6 CRDi 110	D4FB	10/10 →	
CARENS III 1.6 CRDi 128	D4FB	10/10 →	
CARENS III 1.6 CVVT	G4FC, D4HB	08/09 →	
CARENS III 2.0 CRDi 115	D4EA	05/07 →	
CARENS III 2.0 CRDi 135	D4EA	08/09 →	
CARENS III 2.0 CRDi 140	D4EA	09/06 →	
CARENS III 2.0 CVVT	G4KA	09/06 →	

KIA

CARNIVAL II 2.2 CRDi	D4HB, HJ3	01/10 →	
CARNIVAL II 2.7 V6	G6EA	06/06 →	
CARNIVAL II 2.9 CRDi	HJ3, G4FA	06/06 →	
CARNIVAL II 2.9 CRDi LX	J3	09/06 →	
CEED I 1.4	G4FA, G4FA	12/06 → 12/12	
CEED I 1.4 CVVT	G4FA, G4FA	11/06 → 12/12	
CEED I 1.4 CVVT BiFuel	G4FA, G4FC	01/09 → 04/12	
CEED I 1.6	G4FC, G4FC	12/06 → 12/12	
CEED I 1.6 CRDi 115	D4FB	12/06 → 12/12	
CEED I 1.6 CRDi 128	D4FB	10/10 → 12/12	
CEED I 1.6 CRDi 90	D4FB	12/06 → 12/12	
CEED I 1.6 CVVT	G4FC	02/08 → 12/12	
CEED I 1.6 CVVT BiFuel	G4FC, D4EA	06/07 → 12/11	
CEED I 1.6 LPG	G4FC	01/08 → 09/12	
CEED I 2.0	G4GC	12/06 → 12/12	
CEED I 2.0 CRDi	D4EA	06/07 → 12/12	
CEED I 2.0 CRDi 140	D4EA, D4FA	09/07 → 12/12	
CERATO I 1.5 CRDi	D4FA, G4ED	07/05 →	
CERATO I 1.6	G4ED, G4FC	04/04 →	
CERATO I 1.6 CRDi	D4FB	06/05 →	
CERATO I 2.0	G4GC	04/04 →	
CERATO I 2.0 CRDi	D4EA	04/04 →	
CERATO I 2.0 CVVT	G4KD	07/09 → 06/13	
CERATO II 1.6	G4FC	01/10 →	
CERATO II 1.6 CVVT	G4FC, G4KD	02/09 →	
CERATO II 2.0	G4KD, G4JP	01/09 →	
CERATO III 1.6	--	07/12 →	
CERATO III 1.6 CVVT	G4FC	07/16 →	
CERATO III 1.6 MPI	G4FC	06/13 →	
CERATO III 1.8	--	07/12 →	
CERATO III 2.0	--	07/12 →	
CERATO III 2.0 MPI	G4KD	06/13 →	
FORTE III 1.6	--	07/12 →	
FORTE III 1.8	--	07/12 →	
FORTE III 2.0	--	07/12 →	
K-SERIES 2.5 TDiC	D4BH	10/03 → 12/06	
K-SERIES 2.9 CRDi	J3	08/07 →	
K2500 2.5 CRDi	D4CB	01/10 →	
K2900 2.9 D	J3	01/08 →	
MAGENTIS I 2.0	G4JP	05/01 → 09/05	
MAGENTIS I 2.4 [USA]	--	01/01 → 12/04	
MAGENTIS I 2.5 V6	G6BV	05/01 →	
MAGENTIS I 2.7 V6	G6BA	04/04 →	
MAGENTIS II 2.0	G4JP, D4EA	11/05 →	
MAGENTIS II 2.0 CRDi	D4EA, G6BA	11/05 →	
MAGENTIS II 2.7	G6BA, --	11/05 →	
MAGENTIS II 2.7 V6	G6EA	07/09 →	
MOHAVE 3.0 D	--	09/08 →	
MOHAVE 3.8	--	12/08 →	
MOHAVE 4.6	--	09/08 →	
OPIRUS 3.0	--	05/04 → 08/06	
OPIRUS 3.0 GH300	G6CT	09/03 →	
OPIRUS 3.5	G6CU	06/03 →	
OPIRUS 3.8 V6	G6DA	10/06 →	
OPTIMA II 2.0	G4KA	05/08 →	
OPTIMA II 2.0 CRDi	D4EA	09/06 →	
OPTIMA II 2.7	G6EA	09/07 →	
PICANTO I 1.0	--, --	04/04 →	
PICANTO I 1.0 BiFuel	G4HE	01/09 → 04/11	
PICANTO I 1.1	--, G4FA	04/04 →	
PICANTO I 1.1 BiFuel	G4HG	01/09 → 04/11	
PICANTO I 1.1 CRDi	D3FA	11/05 →	
PRO CEE'D I 1.4	G4FA	02/08 → 09/12	
PRO CEE'D I 1.4 CVVT	G4FA, D4FA	02/08 → 09/12	
PRO CEE'D I 1.6	G4FC	02/08 → 09/12	
PRO CEE'D I 1.6 CRDi 115	D4FB	02/08 → 09/12	
PRO CEE'D I 1.6 CRDi 128	D4FB	10/10 → 09/12	
PRO CEE'D I 1.6 CRDi 90	D4FB	02/08 → 09/12	
PRO CEE'D I 1.6 CVVT	G4FC	01/08 → 02/13	
PRO CEE'D I 2.0	G4GC	02/08 → 09/12	
PRO CEE'D I 2.0 CRDi 140	D4EA	02/08 → 09/12	
PRO CEE'D I 2.0 LPG	G4GC	01/09 → 12/09	
RIO II 1.4 16V	G4EE	03/05 →	
RIO II 1.5 CRDi	D4FA, D4HA	03/05 →	
RIO II 1.6 16V	G4ED	03/05 →	
RIO II 1.6 CVVT	G4ED	03/05 →	
RIO III 1.4	G4EE	01/10 → 12/11	
SORENTO I 2.2 CRDi	D4HB	11/09 → 12/15	
SORENTO I 2.4 CVVT BiFuel	G4KE	04/10 → 12/15	
SORENTO I 3.3 V6	--	12/06 →	
SORENTO I 3.3 V6 4WD	G6DB	02/07 →	
SORENTO II 2.0 CRDi	D4HA, D4HA	11/09 →	
SORENTO II 2.0 CRDi 4WD	D4HA, G4KE	11/09 →	
SORENTO II 2.2 CRDi	D4HB	11/09 →	
SORENTO II 2.2 CRDi 4WD	D4HB	11/09 →	
SORENTO II 2.4 CVVT	G4KE, G4KE	11/09 →	
SORENTO II 2.4 CVVT 4WD	G4KE, G6DC	11/09 →	
SORENTO II 2.4 GDI	G4KJ	10/12 →	

KIA

SORENTO II 2.4 GDI 4WD	G4KJ	10/12 →	
SORENTO II 3.3 GDI	--	10/12 →	
SORENTO II 3.5	G6DC, G6DC	11/09 →	
SORENTO II 3.5 4WD	G6DC, G4FC	11/09 →	
SOUL 1.6 CVVT BiFuel	G4FC	06/11 → 12/14	
SOUL I 1.6	G4FC	09/09 → 12/14	
SOUL I 1.6 CRDi 115	D4FB	02/09 →	
SOUL I 1.6 CRDi 128	D4FB	02/09 →	
SOUL I 1.6 CVVT	G4FC, D4EA	02/09 →	
SOUL I 1.6 Flex	--	01/11 →	
SOUL I 1.6 GDI	G4FD	06/11 →	
SOUL I 1.6 LPG	G4FC	02/09 → 12/14	
SOUL I 2.0	G4KD	02/09 →	
SPORTAGE I 2.0 CRDi	D4HA	08/12 → 12/15	
SPORTAGE I 2.0 CVVT BiFuel	G4GC	06/09 → 05/10	
SPORTAGE II 2.0	G4KD	01/09 → 05/10	
SPORTAGE II 2.0 16V 4WD	G4GC	09/04 →	
SPORTAGE II 2.0 CRDi	D4EA, D4EA	02/05 →	
SPORTAGE II 2.0 CRDi 4WD	D4EA, D4FD	09/04 →	
SPORTAGE II 2.0 i 16V	G4GC	09/04 →	
SPORTAGE II 2.7 V6 4WD	G6BA	09/04 →	
SPORTAGE III 1.6 GDI	G4FD	02/11 →	
SPORTAGE III 1.7 CRDi	D4FD, D4HA	12/10 →	
SPORTAGE III 2.0 CRDi	D4HA, D4HA	07/10 →	
SPORTAGE III 2.0 CRDi 4WD	D4HA, G4KD	07/10 →	
SPORTAGE III 2.0 CVVT	G4KD, G4KD	06/10 →	
SPORTAGE III 2.0 CVVT 4WD	G4KD, G4FA	06/10 →	
SPORTAGE III 2.0 flex	--	07/10 →	
SPORTAGE III 2.4 i 4WD	G4KE	08/10 →	
VENGA 1.4 CRDi	D4FC	02/10 →	
VENGA 1.4 CRDi 75	D4FC	02/10 →	
VENGA 1.4 CRDi 90	D4FC	02/10 →	
VENGA 1.4 CVVT	G4FA, D4EA	02/10 →	
VENGA 1.4 LPG	G4FA	02/10 →	
VENGA 1.6 CRDi 115	D4FB	02/10 →	
VENGA 1.6 CRDi 128	D4FB	02/10 →	
VENGA 1.6 CVVT	G4FC	02/10 →	

7.1296



3

BRAKE/CLUTCH PEDAL SWITCHES

Adatt./Suitable:

HYUNDAI
93840-38000
KIA
93840 38000

NEW - ITEM NOW AVAILABLE FROM PRODUCTION

- NUOVO - ARTICOLO ORA DISPONIBILE PER LA VENDITA
- NOUVEAU - ARTICLE DISPONIBLE EN PRODUCTION COURANTE
- NEU - JETZT ZUM VERKAUF VERFÜGBARER ARTIKEL
- NUEVO - ARTICULO AHORA DISPONIBLE EN PRODUCCION

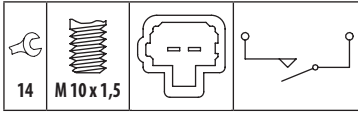
03 Supplied until depletion

- Fornibile fino ad esaurimento delle scorte
- Fourni jusqu'à épuisement du stock
- Lieferbar solange vorrat reicht
- Suministrado hasta el stock termina

1006 After depletion of stock this part is replaced by:

- Esaurite le scorte questo pezzo sarà sostituito da:
- Après épuisement du stock, cette pièce est remplacé par:
- Nach Vorraterschöpfung wird ersetzt durch:
- Despues agotamiento stock, sera sustituido por:

7.1289

**HYUNDAI**

SANTA FE I 2.0	G4BP	08/01 → 03/06
SANTA FE I 2.0 CRDi	D4EA	08/01 → 03/06
SANTA FE I 2.0 CRDi 4x4	D4EA, D4EA	04/01 → 03/06
SANTA FE I 2.0 CRDi Trazione integrale	D4EA	11/03 → 02/06
SANTA FE I 2.4 16V	G4JS-G	02/01 → 03/06
SANTA FE I 2.4 16V 4x4	G4JS-G	02/01 → 03/06

KIA

CARNIVAL II 2.9 CRDi LX	J3	09/06 →
MAGENTIS I 2.4 [USA]	--	01/01 → 12/04
MAGENTIS II 2.0	G4JP	09/06 →
SPORTAGE II 2.0 16V 4WD	G4GC	09/04 →
SPORTAGE II 2.0 CRDi	D4EA, D4EA	02/05 →
SPORTAGE II 2.0 CRDi 4WD	D4EA, G4FA	09/04 →
SPORTAGE II 2.0 i 16V	G4GC	09/04 →

7.1297



3

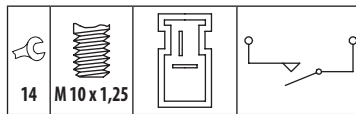

BRAKE/CLUTCH PEDAL SWITCHES

Adatt./Suitable:

HYUNDAI
93840-26000
93840-2E010
93840-3K000
KIA
93840 26000
93840 2E010
93840 3K000
93850 3E000

NEW - ITEM NOW AVAILABLE FROM PRODUCTION

- NUOVO - ARTICOLO ORA DISPONIBILE PER LA VENDITA
- NOUVEAU - ARTICLE DISPONIBLE EN PRODUCTION COURANTE
- NEU - JETZT ZUM VERKAUF VERFÜGBARER ARTIKEL
- NUEVO - ARTICULO AHORA DISPONIBLE EN PRODUCCION

MARKET DIFFUSION: HIGH**HYUNDAI**

ACCENT III 1.5 CRDi GLS	D4FA	11/05 → 11/10
ACCENT IV 1.4	G4FA, G4FC	11/10 →
ACCENT IV 1.4 CVT	--	11/10 →
ACCENT IV 1.6	G4FC, D4FB	11/10 →
ACCENT IV 1.6 CRDi	D4FB, G4FG	11/10 →
ELANTRA V 1.6	G4FG, G6DJ	06/11 →
ELANTRA V 1.6 CRDi	D4FB	02/11 → 12/15
ELANTRA V 1.8	G4NB-B	09/10 →
GENESIS 2.0	G4KF	01/13 →
GENESIS 2.0 T	G4KF	11/11 → 12/14
GENESIS 2.0 TCI	--	01/11 →
GENESIS 3.8 V6	G6DJ, G4HD	11/11 →
GETZ 1.1	G4HD, G4EA	09/02 → 06/09
GETZ 1.3	G4EA, D3EA	09/03 → 06/09
GETZ 1.3 i	G4EA	09/02 → 03/04
GETZ 1.4 i	G4EE	08/05 → 12/10
GETZ 1.5 CRDi	D3EA, D4FA	03/03 → 06/09
GETZ 1.5 CRDi GLS	D4FA, G4ED	07/04 → 06/09
GETZ 1.6	G4ED, D4CB	09/02 → 12/06
H-1 1.2.5 CRDi	D4CB, D4CB	07/01 →
H-1 1.2.5 TD 4WD	D4BH	03/01 → 04/04
H-1 II 2.5 CRDi	D4CB, G4LA	02/08 →
H200 2.5 CRDi	D4CB	02/03 → 04/04
I10 II 1.0 LPG	B3LA	02/14 →
I10 II 1.0	G3LA	08/13 →
I10 II 1.2	G4LA	12/13 →
I20 I 1.1 CRDi	D3FA	03/12 → 12/15
I20 I 1.2	G4LA, D4FC	09/08 → 12/15
I20 I 1.4	G4FA	09/08 → 12/15
I20 I 1.4 CRDi	D4FC, D4FB	08/08 → 12/15
I20 I 1.6	G4FC	09/08 → 12/12
I20 I 1.6 CRDi	D4FB, G4FC	09/08 → 12/12
I30 I 1.4 CVVT	G4LC	05/15 →
I30 I 1.4 LPG	G4FA	01/13 →
I30 I 1.6 CRDi	D4FB	05/15 →
I30 I 1.6 CVVT	G4FC, G4FD	01/12 →
I30 I 1.6 CVVT [ExtraEU]	G4FC	06/14 →
I30 I 1.6 GDi	G4FD, G4FA	07/14 →
I30 II 1.4	G4FA, G4FC	12/11 →
I30 II 1.4 CRDi	D4FC	12/11 →
I30 II 1.6	G4FC, D4FB	12/11 →
I30 II 1.6 CRDi	D4FB, D4FD	11/11 →
I30 II 1.6 GDi	G4FD	12/11 →
I30 II 1.6 MPI	G4FC	11/16 →
I30 II 1.6 T-GDI	G4FJ	01/15 →
I40 1.6 GDi	G4FD	07/11 →
I40 1.7 CRDi	D4FD, G4NA	07/11 →
I40 2.0	G4NC	03/12 →
I40 2.0 CVVT	G4NA	10/12 →
I40 2.0 GDi	G4NA, D4FC	07/11 →
IX20 1.4	G4FA	11/10 →
IX20 1.4 CRDi	D4FC, G4KD	11/10 →

HYUNDAI

IX20 1.4 CVVT	G4FA	11/10 →
IX20 1.4 LPG ECONEXT	G4FA	11/10 →
IX20 1.6 CRDi	D4FB	06/11 →
IX20 1.6 LPG ECONEXT	G4FC	03/15 →
IX35 1.6 GDi	G4FD	09/10 → 12/15
IX35 1.7 CRDi	D4FD	09/10 → 12/15
IX35 2.0	G4KD, G4KD	01/10 →
IX35 2.0 4WD	G4KD, D4HA	01/10 →
IX35 2.0 CRDi	D4HA, G4NA	01/10 →
IX35 2.0 CRDi 4WD	D4HA	01/10 →
IX35 2.0 CRDi VGT	D4HA	08/09 → 12/15
IX35 2.0 CVVT	G4KD	08/09 →
IX35 2.0 CVVT AWD	G4KD	08/09 →
IX35 2.0 GDi	G4NA, G4NA	08/13 →
IX35 2.0 GDi 4WD	G4NA, D3EA	08/13 →
LAVITA 1.5 CRDi	--	01/07 →
MATRIX 1.5 CRDi	D3EA, D4EB	10/01 → 08/10
MATRIX 1.5 CRDi VGT	D4FA	08/05 → 08/10
MATRIX 1.5 CRDi VGT [TUR]	D4FA	04/08 →
SANTA FE I 2.0 CRDi Trazione integrale	D4EA	11/03 → 02/06
SANTA FE II 2.0 CRDi	D4HA	12/10 → 12/12
SANTA FE II 2.0 CRDi 4x4	D4HA	12/10 → 12/12
SANTA FE II 2.2 CRDi	D4EB, D4EB	03/06 →
SANTA FE II 2.2 CRDi 4x4	D4EB, G6BA	10/05 → 12/12
SANTA FE II 2.2 CRDi GLS	D4EB	03/06 → 12/09
SANTA FE II 2.2 CRDi GLS 4x4	D4EB	03/06 → 12/09
SANTA FE II 2.4	G4KE	11/10 → 12/12
SANTA FE II 2.4 4x4	G4KE	07/10 → 12/12
SANTA FE II 2.4 CVVT [ExtraEU]	G4KE	06/15 →
SANTA FE II 2.7	G6BA	03/06 → 12/12
SANTA FE II 2.7 4x4	G6BA, D4HB	03/06 → 12/12
SANTA FE II 2.7 V6 GLS	G6EA	03/06 → 12/09
SANTA FE II 2.7 V6 GLS 4x4	G6EA	03/06 → 12/09
SANTA FE II 3.3	G6DB	07/07 → 11/08
SANTA FE II 3.3 Dynamic 4x4	G6DB	03/06 → 12/12
SANTA FE III 2.0 CRDi	D4HA	09/12 →
SANTA FE III 2.0 CRDi 4WD	D4HA	09/12 →
SANTA FE III 2.2 CRDi	D4HB, D4HB	09/12 →
SANTA FE III 2.2 CRDi 4WD	D4HB, D4EA	09/12 →
SANTA FE III 2.4	G4KJ	09/12 → 12/15
SANTA FE III 2.4 4WD	G4KJ	09/12 → 12/15
SANTA FE III 2.4 CCVT	G4KE	09/12 →
SANTA FE III 2.4 CCVT AWD	G4KE	09/12 →
SANTA FE III 2.4 GDi	G4KJ	05/15 →
SANTA FE III 2.4 GDi 4WD	G4KJ	05/15 →
SB 11 1.4	--	01/11 →
SB 11 1.6	--	01/11 →
SB 11 1.6 CRDi	--	01/11 →
SOLARIS 1.4 16V	--	01/11 →
SOLARIS 1.6 16V	--	01/11 →
SONATA V 2.0 CRDi	D4EA, G4KD	02/06 → 12/10
SONATA VI 2.0	G4KD, G4KD	01/09 → 12/15
SONATA VI 2.0 i	G4KD, G4KC	01/11 → 06/14
SONATA VI 2.4	G4KC, G4GC	01/09 → 12/15
TRAJET 2.0 CRDi	D4EA	04/01 → 07/08
TUCSON 2.0	G4GC, D4EA	08/04 →
TUCSON 2.0 CRDi	D4EA, D4EA	08/04 → 03/10
TUCSON 2.0 CRDi Trazione integrale	D4EA, D4FD	08/04 → 03/10
TUCSON 2.0 Trazione integrale	G4GC	07/05 → 11/10
TUCSON 2.7 Trazione integrale	G6BA-G	08/04 →
VELOSTER 1.6	G4FG	06/11 →
VELOSTER 1.6 GDi	G4FD	02/11 →
VELOSTER 1.6 GDi [ExtraEU]	G4FD	01/11 →
VELOSTER 1.6 MPI	G4FC	04/11 →
VELOSTER 1.6 T-GDI	G4FJ	10/12 →
VERNA II 1.5 CRDi GLS	--	11/05 →

KIA

BONGO IV 2.5 CRDi	D4CB	01/12 →
BONGO IV 2.9 CRDi	J3	04/07 →
CARENS III 1.6 CRDi 110	D4FB	10/10 →
CARENS III 1.6 CRDi 128	D4FB	10/10 →
CARENS III 2.0 CRDi 140	D4EA	09/06 →
CARENS IV 1.6 GDi	G4FD	03/13 →
CARENS IV 1.7 CRDi	D4FD, G4FA	03/13 →
CARENS IV 2.0 GDi	G4NC	03/13 →
CEED I 1.4 CVVT BiFuel	G4FA, G4FA	05/12 →
CEED I 1.6 CRDi 115	D4FB	09/07 → 12/12
CEED I 1.6 CRDi 128	D4FB	10/10 → 12/12
CEED II 1.0 T-GDI	G3LC	04/15 →
CEED II 1.4 CRDi	D4FC	04/15 →
CEED II 1.4 CRDi 90	D4FC	05/12 →
CEED II 1.4 CVVT	G4FA, G4FC	05/12 →
CEED II 1.4 MPI	G4LC	04/15 →

KIA		
CEED II 1.6 CRDi 110	D4FB	05/12 →
CEED II 1.6 CRDi 115	D4FB	05/12 →
CEED II 1.6 CRDi 128	D4FB	05/12 →
CEED II 1.6 CRDi 136	D4FB	07/15 →
CEED II 1.6 CRDi 90	D4FB-L	05/12 →
CEED II 1.6 CVVT	G4FC, G4FC	05/12 →
CEED II 1.6 GDi	G4FD	05/12 →
CEED II 1.6 GT	G4FJ	06/13 →
CERATO II 1.6	G4FC	01/10 →
CERATO II 1.6 CVVT	G4FC, G4KD	02/09 →
CERATO II 2.0	G4KD, D4EA	01/09 →
CERATO III 1.6	--	07/12 →
CERATO III 1.6 CVVT	G4FC	07/16 →
CERATO III 1.6 MPI	G4FC	06/13 →
CERATO III 1.8	--	07/12 →
CERATO III 2.0	--	07/12 →
CERATO III 2.0 MPI	G4KD	06/13 →
FORTE III 1.6	--	07/12 →
FORTE III 1.8	--	07/12 →
FORTE III 2.0	--	07/12 →
MAGENTIS II 2.0	G4KA	11/05 →
MAGENTIS II 2.0 CRDi	D4EA, D4FD	11/05 →
OPTIMA II 2.0	G4KA	05/08 →
OPTIMA II 2.0 CRDi	D4EA	09/06 →
OPTIMA III 1.7 CRDi	D4FD, --	03/12 →
OPTIMA III 2.0	--, G4KC	03/10 →
OPTIMA III 2.0 CVL	G4KD	03/12 →
OPTIMA III 2.0 CVVT	G4KD	01/11 → 12/15
OPTIMA III 2.4	G4KC, G3LA	06/10 →
PICANTO II 1.0	G3LA, G4FA	05/11 →
PICANTO II 1.0 Bi-Fuel	B3LA	05/11 →
PICANTO II 1.0 LPG	B3LA	08/13 →
PICANTO II 1.2	G4LA	09/11 →
PRO CEE'D I 1.4 CRDi	D4FC	05/15 →
PRO CEE'D I 1.4 CVVT	G4FA, G4LC	05/12 →
PRO CEE'D I 1.6 CRDi	D4FB	10/12 →
PRO CEE'D I 1.6 CRDi 128	D4FB	10/10 → 09/12
PRO CEE'D I 1.6 GDi	G4FD	04/15 →
PRO CEE'D II 1.0 T-GDI	G3LC	07/15 →
PRO CEE'D II 1.4 CRDi 90	D4FC	03/13 →
PRO CEE'D II 1.4 CVVT	G4FA	03/13 →
PRO CEE'D II 1.4 MPI	G4LC, G4FA	07/13 →
PRO CEE'D II 1.6 CRDi 110	D4FB	03/13 →
PRO CEE'D II 1.6 CRDi 128	D4FB	03/13 →
PRO CEE'D II 1.6 CRDi 136	D4FB	07/15 →
PRO CEE'D II 1.6 CVVT	G4FC	03/13 →
PRO CEE'D II 1.6 GDi	G4FD	03/13 →
PRO CEE'D II 1.6 GT	G4FJ	06/13 →
RIO II 1.4 16V	G4EE	03/05 →
RIO II 1.5 CRDi	D4FA	03/05 →
RIO II 1.6 16V	G4ED	03/05 →
RIO II 1.6 CVVT	G4ED	03/05 →
RIO III 1.1 CRDi	D3FA	09/11 →
RIO III 1.2 CVVT	G4LA	11/14 →
RIO III 1.25 CVVT	G4LA	09/11 →
RIO III 1.25 LPG	G4LA	09/11 →
RIO III 1.4 CRDi	D4FC	09/11 →
RIO III 1.4 CVVT	G4FA, D4HA	06/11 →
RIO III 1.6 CVVT	G4FC	06/12 →
SORENTO I 2.2 CRDi	D4HB	11/09 → 12/15
SORENTO I 2.4 CVVT BiFuel	G4KE	04/10 → 12/15
SORENTO II 2.0 CRDi	D4HA, D4HA	11/09 →
SORENTO II 2.0 CRDi 4WD	D4HA, G4KE	11/09 →
SORENTO II 2.2 CRDi	D4HB	11/09 →
SORENTO II 2.2 CRDi 4WD	D4HB	11/09 →
SORENTO II 2.4 CVVT	G4KE, G4KE	11/09 →
SORENTO II 2.4 CVVT 4WD	G4KE, G4FC	11/09 →
SORENTO II 2.4 GDi	G4KJ	10/12 →
SORENTO II 2.4 GDi 4WD	G4KJ	10/12 →
SOUL I 1.6 CRDi 115	D4FB	02/09 →
SOUL I 1.6 CRDi 128	D4FB	02/09 →
SOUL I 1.6 CVVT	G4FC, G4NA	02/09 →
SOUL I 1.6 Flex	--	01/11 →
SOUL I 1.6 GDi	G4FD	06/11 →
SOUL I 2.0	G4KD	02/09 →
SPORTAGE I 1.6 GDi LPG	G4FD	01/14 → 12/15
SPORTAGE I 2.0 CRDi	D4HA	08/12 → 12/15
SPORTAGE I 2.0 CVVT	G4NA, D4EA	01/14 → 12/15
SPORTAGE II 2.0 16V 4WD	G4GC	09/04 →
SPORTAGE II 2.0 CRDi	D4EA, D4EA	02/05 →
SPORTAGE II 2.0 CRDi 4WD	D4EA, D4FD	09/04 →
SPORTAGE II 2.0 i 16V	G4GC	09/04 →
SPORTAGE III 1.6 GDi	G4FD	02/11 →
SPORTAGE III 1.7 CRDi	D4FD, D4HA	12/10 →
SPORTAGE III 2.0 CRDi	D4HA, D4HA	07/10 →
SPORTAGE III 2.0 CRDi AWD	D4HA, G4KD	07/10 →
SPORTAGE III 2.0 CVVT	G4KD, G4KD	06/10 →
SPORTAGE III 2.0 CVVT AWD	G4KD, D4FC	06/10 →

KIA		
SPORTAGE III 2.0 flex	--	07/10 →
SPORTAGE III 2.0 GDi	G4NC	02/14 →
SPORTAGE III 2.0 GDi AWD	G4NC	02/14 →
VENGA 1.4 CRDi	D4FC, G4GC	02/10 →
VENGA 1.4 CVVT	G4FA	02/10 →
VENGA 1.4 LPG	G4FA	02/10 →
VENGA 1.6 CRDi 115	D4FB	02/10 →
VENGA 1.6 CVVT	G4FC	02/15 →

7.1298



3

BRAKE/CLUTCH PEDAL SWITCHES

Adatt./Suitable:

HYUNDAI
93840-2D000
93840-2D010
93840-2H100

KIA
93840 2D000
93840 2D010
93840 2H100


NEW - ITEM NOW AVAILABLE FROM PRODUCTION

• NUOVO - ARTICOLO ORA DISPONIBILE PER LA VENDITA

• NOUVEAU - ARTICLE DISPONIBLE EN PRODUCTION COURANTE

• NEU - JETZT ZUM VERKAUF VERFÜGBARER ARTIKEL

• NUEVO - ARTICULO AHORA DISPONIBLE EN PRODUCCION



HYUNDAI

ELANTRA III 2.0	G4GC, D4FB	06/00 → 07/06
ELANTRA III 2.0 CRDi	D4EA	04/01 → 07/06
ELANTRA IV 1.6 CRDi	D4FB	02/06 →
H350 2.5 CRDi	D4CB	04/15 →
I30 I 1.6 CRDi	D4FB, D4EA	10/07 → 06/12
I30 I 2.0 CRDi	D4EA, HJ3	10/07 → 06/12
LANTRA II 2.0	G4GC-G	06/00 →
LANTRA II 2.0 CRDi	D4EA	04/01 →

KIA

CARENS III 1.6 CRDi 128	D4FB	10/10 →
CARENS III 2.0 CRDi 140	D4EA	09/06 →
CARNIVAL II 2.2 CRDi	D4HB	01/10 → 06/15
CARNIVAL II 2.7 V6	G6EA	06/06 →
CARNIVAL II 2.9 CRDi	HJ3, D4FA	06/06 →
CARNIVAL II 2.9 CRDi LX	J3	09/06 →
CEED I 1.6 CRDi 115	D4FB	12/06 → 12/12
CEED I 1.6 CRDi 128	D4FB	10/10 → 12/12
CEED I 1.6 CRDi 90	D4FB-L	12/06 → 12/12
CEED I 2.0 CRDi	D4EA	06/07 → 12/12
CEED I 2.0 CRDi 140	D4EA-F	09/07 → 12/12
CERATO I 1.5 CRDi	D4FA, G4ED	07/05 →
CERATO I 1.6 CRDi	D4FB	06/05 →
CERATO I 2.0 CRDi	D4EA	04/04 →
PRO CEE'D I 1.6 CRDi 115	D4FB	02/08 → 09/12
PRO CEE'D I 1.6 CRDi 128	D4FB	10/10 → 09/12
PRO CEE'D I 1.6 CRDi 90	D4FB-L	02/08 → 09/12

7.1300



3

BRAKE/CLUTCH PEDAL SWITCHES

Adatt./Suitable:

HYUNDAI
93810-2E000
93810-38000

KIA
93810 2E000
93810 38000

NEW - ITEM NOW AVAILABLE FROM PRODUCTION

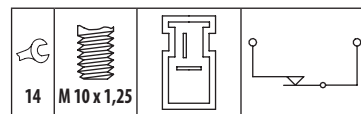

• NUOVO - ARTICOLO ORA DISPONIBILE PER LA VENDITA

• NOUVEAU - ARTICLE DISPONIBLE EN PRODUCTION COURANTE

• NEU - JETZT ZUM VERKAUF VERFÜGBARER ARTIKEL

• NUEVO - ARTICULO AHORA DISPONIBLE EN PRODUCCION

MARKET DIFFUSION: HIGH



HYUNDAI

COUPE II 1.6 16V	G4ED, G4GC	03/02 → 08/09
COUPE II 2.0	G4GC, G4GC	08/01 → 08/09
COUPE II 2.0 GLS	G4GC, G6BA	02/03 → 08/09
COUPE II 2.7 V6	G6BA, G4ED	01/01 → 08/09
ELANTRA 1.6 [ExtraEU]	G4GA	08/03 → 05/06
ELANTRA 1.8 [ExtraEU]	G4BB	06/00 → 07/03
ELANTRA 2.0 CVVT [ExtraEU]	G4GC	06/06 → 05/11
ELANTRA III 1.6	G4ED, G4BB	06/00 → 07/06
ELANTRA III 1.8	G4BB, G4GC	06/00 → 07/06
ELANTRA III 2.0	G4GC, G4GC	06/00 → 07/06
ELANTRA III 2.0 CRDi	D4EA	04/01 → 07/06
ELANTRA IV 1.6 CVVT	G4FC	06/06 → 06/11
ELANTRA IV 2.0 CVVT	G4GC, D3EA	06/06 → 06/11
EQUUS / CENTENNIAL I 3.5	G6CU	10/99 → 03/09
EQUUS / CENTENNIAL I 4.5	8A80	10/99 → 09/03
GENESIS 2.0 CVVT	G4KF	06/08 → 02/14
GENESIS 2.0 T	G4KF	01/08 → 12/12
GENESIS 3.8	G6DA	09/09 →
GENESIS 3.8 V6	G6DA	01/08 → 02/14
GETZ 1.5 CRDi	D3EA, D4FA	03/03 → 06/09
GETZ 1.5 CRDi GLS	D4FA, D4EB	07/04 → 06/09
GRANDEUR 2.2 CRDi	D4EB, D4CB	06/06 → 12/11
GRANDEUR 2.7	G6BA	05/06 → 10/10
GRANDEUR 3.3	G6DB	04/05 → 12/10
H-1 1.2.4	G4JS	11/01 → 04/04
H-1 1.2.4 CVVT	G4KC	01/10 →
H-1 1.2.5 CRDi	D4CB, --	07/01 →
H-1 1.2.5 CRDi 4WD	D4CB	12/02 → 04/04
H-1 1.2.5 CRDi 4x4	D4CB	12/02 →
H-1 II 2.4	--, D4CB	02/08 →
H-1 II 2.4 i	G4KC	02/08 →
H-1 II 2.5 CRDi	D4CB, D4CB	02/08 →
H100 2.5 CRDi	D4CB	01/04 →
H100 2.5 TCI	--	01/04 →
H100 2.5 TD	4D56T	11/06 →
H100 2.5 TDCi	D4BH	02/04 → 10/06
H100 2.6 TD	T2	11/06 →
H300 2.5 CRDi	D4CB, G4HG	09/07 →
HIGHWAY VAN 2.0 16V	G4CPDOHC	03/00 → 03/04
HIGHWAY VAN 2.0 CRDi	D4EA	03/01 → 03/04
HIGHWAY VAN 2.0 CVVT	G4GC	11/03 → 03/04
HIGHWAY VAN 2.7 V6 24V	G6BA	03/00 → 03/04
I10 I 1.0	G3LA	01/11 → 12/17
I10 I 1.1	G4HG, G4AG	12/07 → 12/13
I10 I 1.1 -/IRDE	G4HG	04/11 →
I10 I 1.1 CRDi	D3FA	01/08 → 12/11
I10 I 1.1 LPG	G4HG	01/10 → 12/13
I10 I 1.2	G4LA	11/08 → 12/11
I10 I 1.2 CVVT	G4LA	11/08 → 12/13
I10 I 1.2 LPG	G4LA	01/10 → 12/13
I20 I 1.1 CRDi	D3FA	03/12 → 12/15
I20 I 1.2	G4AG, D4FC	09/08 → 12/15
I20 I 1.2 LPG	G4LA	01/09 → 08/14
I20 I 1.4	G4FA	09/08 → 12/15
I20 I 1.4 CRDi	D4FC, D4FB	08/08 → 12/15

HYUNDAI			
I20 I 1.4 CVVT LPG	G4FA	12/08 → 12/12	
I20 I 1.6	G4FC	09/08 → 12/12	
I20 I 1.6 CRDi	D4FB, G4FA	09/08 → 12/12	
I30 I 1.4	G4FA, G4FA	10/07 → 06/12	
I30 I 1.4 CVVT LPG	G4FA, G4FC	01/09 → 06/12	
I30 I 1.6	G4FC, D4FB	10/07 → 06/12	
I30 I 1.6 CRDi	D4FB, G4GC	10/07 → 06/12	
I30 I 2.0	G4GC, D4EA	10/07 → 06/12	
I30 I 2.0 CRDi	D4EA, 4D56(12V)	10/07 → 06/12	
I30 I 2.0 CVVT LPG	G4GC	01/10 → 06/12	
IX35 1.7 CRDi	D4FD	09/10 → 12/15	
IX35 2.0	G4KD	01/10 →	
IX35 2.0 CRDi	D4HA	01/10 →	
IX35 2.0 CRDi 4WD	D4HA	01/10 →	
IX35 2.0 CRDi VGT	D4HA	08/09 → 12/15	
IX35 2.0 CVVT	G4KD	08/09 →	
IX55 3.0 V6 CRDi 4WD	D6EA	09/08 → 12/11	
IX55 3.8 V6 4WD	G6DA	01/07 →	
LANTRA II 1.8	G4GB	06/00 →	
LANTRA II 2.0	G4GC-G	06/00 →	
LIBERO 2.5 TCI	4D56(12V), D3EA	07/00 →	
MATRIX 1.5 CRDi	D3EA, G4ED	10/01 → 08/10	
MATRIX 1.5 CRDi VGT	D4FA	08/05 → 08/10	
MATRIX 1.6	G4ED, G4GB	06/01 → 08/10	
MATRIX 1.8	G4GB, D4EA	06/01 → 08/10	
NF 2.0 CVVT	G4BPE	05/05 → 12/10	
PORTER I 2.5 TD	D4BH	07/94 → 04/04	
PORTER II 2.5 CRDi	D4CB	05/04 →	
PORTER II 2.5 TCI	D4BH	05/04 →	
SANTA FE I 2.0	G4JP	08/01 → 03/06	
SANTA FE I 2.0 CRDi 4x4	D4EA, D4EB	04/01 → 03/06	
SANTA FE I 2.4 16V	G4JS	02/01 → 03/06	
SANTA FE I 2.4 16V 4x4	G4JS	02/01 → 03/06	
SANTA FE I 2.7 V6 4x4	G6BA	02/01 → 03/06	
SANTA FE II 2.2 CRDi	D4EB, D4EB	03/06 → 12/12	
SANTA FE II 2.2 CRDi 4x4	D4EB, G4JP	03/06 → 12/12	
SANTA FE II 2.2 CRDi GLS	D4EB	03/06 → 12/09	
SANTA FE II 2.2 CRDi GLS 4x4	D4EB	03/06 → 12/09	
SANTA FE II 2.4	G4KE	11/10 → 12/12	
SANTA FE II 2.4 4x4	G4KE	07/10 → 12/12	
SANTA FE II 2.7 4x4	G6EA	03/06 → 12/12	
SANTA FE II 2.7 V6 GLS	G6EA	03/06 → 12/09	
SONATA II 2.0	G4JP	06/98 → 05/01	
SONATA II 2.5	G6BV	06/98 → 12/01	
SONATA IV 2.0 16V	G4JP, G6BA	10/01 → 11/04	
SONATA IV 2.4 16V	G4BS	03/98 → 10/01	
SONATA IV 2.5 V6 24V	G6BV-G	06/98 → 10/01	
SONATA IV 2.7 V6	G6BA, D4EA	10/01 → 11/04	
SONATA V 2.0 [RUS]	--	01/05 → 04/06	
SONATA V 2.0 CRDi	D4EA, G4KA	02/06 → 12/10	
SONATA V 2.0 i [RUS]	--	04/06 → 12/10	
SONATA V 2.0 VVTi GLS	G4KA, G4KC	05/05 → 12/10	
SONATA V 2.4	G4KC, G6DB	01/05 → 12/10	
SONATA V 2.7 V6 [RUS]	--	01/05 → 12/10	
SONATA V 3.3	G6DB, J3	01/05 → 12/10	
SONATA VI 2.4	G4KC	01/09 → 11/10	
SONICA 2.0	G4JPE	06/98 → 05/01	
SONICA 2.5	G6DV	06/98 → 05/01	
SONICA 3.3 CVVT	G6DB	03/09 → 12/10	
STAREX 2.5 CRDi	D4CB	09/07 →	
TERRACAN 2.5 TD	D4BHG	12/01 → 12/06	
TERRACAN 2.5 TDiC [ExtraEU]	D4BHG	06/01 → 10/03	
TERRACAN 2.9 CRDi	J3	11/01 → 07/03	
TERRACAN 2.9 CRDi 4WD	J3, G4CPDOHC	12/01 → 12/06	
TERRACAN 3.5 i V6 4WD	G6CU	12/01 → 12/06	
TIBURON 2.0 CVVT	G4GC	10/06 → 12/08	
TRAJET 2.0	G4CPDOHC, D4EA	03/00 → 07/08	
TRAJET 2.0 CRDi	D4EA, G6BA	04/01 → 07/08	
TRAJET 2.7 V6	G6BA, G4GC	09/00 → 07/08	
TUCSON 2.0	G4GC, D4EA	08/04 →	
TUCSON 2.0 CRDi	D4EA, D4EA	08/04 → 03/10	
TUCSON 2.0 CRDi Trazione integrale	D4EA, G4GC	08/04 → 03/10	
TUCSON 2.0 CVVT LPG	G4GC, G4GC	06/04 → 03/10	
TUCSON 2.0 Trazione integrale	G4GC, G6BA	08/04 → 11/10	
TUCSON 2.7 Trazione integrale	G6BA, G6CT	08/04 →	
XG 250	G6AV	12/98 → 12/05	
XG 3.0	G6CT	10/01 → 05/05	
XG 30	G6CT, D4HB	12/98 → 12/05	
XG 300	G6CT	09/00 → 12/01	
XG 350	G6CU	10/02 → 12/05	
XG-SERIES 3.0	G6CT	09/99 → 09/03	
KIA			
BONGO IV 2.5 TCI	4D56(8V)	11/06 →	
BONGO IV 2.7 D	--	11/06 →	
BONGO IV 2.9 CRDi	J3	04/07 →	

KIA			
CARNIVAL II 2.2 CRDi	D4HB, HJ3	01/10 →	
CARNIVAL II 2.7 V6	G6EA	06/06 →	
CARNIVAL II 2.9 CRDi	HJ3, G4FC	06/06 →	
CARNIVAL II 2.9 CRDi LX	J3	09/06 →	
CEED I 1.4	G4FA	10/10 → 12/12	
CEED I 1.4 CVVT	G4FA-L	07/09 → 12/12	
CEED I 1.4 CVVT BiFuel	G4FA	06/11 → 04/12	
CEED I 1.6	G4FC	09/07 → 11/12	
CEED I 1.6 CVVT	G4FC	02/08 → 12/12	
CEED I 1.6 CVVT BiFuel	G4FC, G4KD	06/07 → 12/11	
CEED I 2.0	G4GC	12/06 → 12/12	
CERATO I 1.6	G4FC	05/06 →	
CERATO II 1.6	G4FC	01/10 →	
CERATO II 1.6 CVVT	G4FC	02/09 →	
CERATO II 2.0	G4KD, --	01/09 →	
CERATO II 2.0 CVVT	--	01/09 →	
K-SERIES 2.5 TDi	D4BH	11/06 →	
K2500 2.5 CRDi	D4CB	01/10 →	
K2700 2.7 D	--	07/04 →	
MAGENTIS I 2.4 [USA]	--	01/01 → 12/04	
MAGENTIS II 2.0	G4JP	09/06 →	
MAGENTIS II 2.0 CRDi	D4EA	11/05 → 12/08	
OPTIMA II 2.0	G4KA	05/08 →	
OPTIMA II 2.0 CRDi	D4EA	09/06 →	
PICANTO I 1.0	--, --	04/04 →	
PICANTO I 1.0 D	--	09/05 →	
PICANTO I 1.1	--, D4EA	04/04 →	
PICANTO I 1.1 BiFuel	G4HG	01/09 → 04/11	
PICANTO I 1.1 CRDi	D3FA	11/05 →	
PRO CEE'D I 1.4 CVVT	G4FA	02/08 → 09/12	
PRO CEE'D I 1.6	G4FC	02/08 → 09/12	
PRO CEE'D I 1.6 CVVT	G4FC	01/08 → 09/12	
PRO CEE'D I 2.0	G4GC	02/08 → 09/12	
PRO CEE'D I 2.0 LPG	G4GC	01/09 → 12/09	
SOUL 1.6 CVT BiFuel	G4FC	06/11 → 12/14	
SOUL I 1.6	G4FC	09/09 → 12/14	
SOUL I 1.6 Flex	--	01/11 →	
SPORTAGE II 2.0 16V 4WD	G4GC	09/04 →	
SPORTAGE II 2.0 CRDi	D4EA, D4EA	02/05 →	
SPORTAGE II 2.0 CRDi 4WD	D4EA, G4FC	09/04 →	
SPORTAGE II 2.0 i 16V	G4GC	09/04 →	
VENGA 1.4 CVVT	G4FA-L	02/10 →	

7.1302



3

BRAKE/CLUTCH PEDAL SWITCHES

Adatt./Suitable:

HYUNDAI

93840-3Z000

KIA

93840 3Z000

NEW - ITEM NOW AVAILABLE FROM PRODUCTION

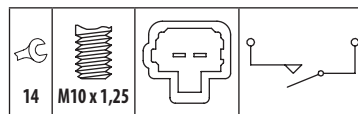
NUOVO - ARTICOLO ORA DISPONIBILE PER LA VENDITA

NOUVEAU - ARTICLE DISPONIBLE EN PRODUCTION COURANTE

NEU - JETZ ZUM VERKAUF VERFÜGBARER ARTIKEL

NUEVO - ARTICULO AHORA DISPONIBLE EN PRODUCCION

MARKET DIFFUSION: MEDIUM



HYUNDAI

I30 I 1.4 CVVT	G4LC	05/15 →
I30 I 1.4 LPG	G4FA	01/13 →
I30 I 1.6 CRDi	D4FB	05/15 →
I30 I 1.6 CVVT	G4FC, G4FD	01/12 →
I30 I 1.6 CVVT [ExtraEU]	G4FC	06/14 →
I30 I 1.6 GDi	G4FD, G4FA	07/14 →
I30 II 1.4	G4FA, G4FC	12/11 →
I30 II 1.4 CRDi	D4FC	12/11 →
I30 II 1.6	G4FC, D4FB	12/11 →

HYUNDAI		
I30 II 1.6 CRDi	D4FB, D4FD	11/11 →
I30 II 1.6 GDi	G4FD	12/11 →
I30 II 1.6 MPI	G4FC	11/16 →
I30 II 1.6 T-GDi	G4FJ	01/15 →
I40 1.6 GDi	G4FD	07/11 →
I40 1.7 CRDi	D4FD, G4NA	07/11 →
I40 2.0	G4NC	03/12 →
I40 2.0 CVVT	G4NA	10/12 →
I40 2.0 GDi	G4NA, G4FA	07/11 →

KIA		
CARENS IV 1.6 GDi	G4FD	03/13 →
CARENS IV 1.7 CRDi	D4FD	03/13 →
CARENS IV 2.0 GDi	G4NC	03/13 →
CEED I 1.4 CVVT BiFuel	G4FA, G4FA	05/12 →
CEED II 1.0 T-GDi	G3LC	04/15 →
CEED II 1.4 CRDi	D4FC	04/15 →
CEED II 1.4 CRDi 90	D4FC	05/12 →
CEED II 1.4 CVVT	G4FA, G4FC	05/12 →
CEED II 1.4 MPI	G4LC	04/15 →
CEED II 1.6 CRDi 110	D4FB	05/12 →
CEED II 1.6 CRDi 115	D4FB	05/12 →
CEED II 1.6 CRDi 128	D4FB	05/12 →
CEED II 1.6 CRDi 136	D4FB	07/15 →
CEED II 1.6 CRDi 90	D4FB-L	05/12 →
CEED II 1.6 CVVT	G4FC, G4FA	05/12 →
CEED II 1.6 GDi	G4FD	05/12 →
CEED II 1.6 GT	G4FJ	06/13 →
PRO CEE'D I 1.4 CRDi	D4FC	05/15 →
PRO CEE'D I 1.4 CVVT	G4FA, KA24	05/12 →
PRO CEE'D I 1.6 CRDi	D4FB	10/12 →
PRO CEE'D I 1.6 GDi	G4FD	04/15 →
PRO CEE'D II 1.0 T-GDi	G3LC	07/15 →
PRO CEE'D II 1.4 CRDi 90	D4FC	03/13 →
PRO CEE'D II 1.4 CVVT	G4FA	03/13 →
PRO CEE'D II 1.4 MPI	G4LC	04/15 →
PRO CEE'D II 1.6 CRDi 110	D4FB	03/13 →
PRO CEE'D II 1.6 CRDi 128	D4FB	03/13 →
PRO CEE'D II 1.6 CRDi 136	D4FB	07/15 →
PRO CEE'D II 1.6 CVVT	G4FC	03/13 →
PRO CEE'D II 1.6 GDi	G4FD	03/13 →
PRO CEE'D II 1.6 GT	G4FJ	06/13 →

7.1304



3

BRAKE/CLUTCH PEDAL SWITCHES

Adatt./Suitable:

FORD

1 953 659

GENERAL MOTORS

94 118 754

94 362 930

HOLDEN

2532075A00

8941187541

8943629300

INFINITI

25320-21P00

ISUZU

8-94118-754-0

8-94118-754-1

8-94362-930-0

NISSAN

25320-01B00

25320-0T000

25320-0T00A

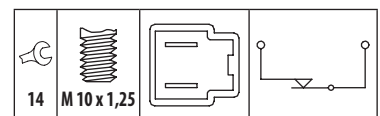
25320-21P00

25320-75A00

25320-75A0E

25320-95FOA

25320-95FOB



FORD

MAVERICK 2.4 i KA24, TD27 02/93 → 04/98

MAVERICK 2.7 TD TD27, 4ZE1 02/93 → 04/98

HOLDEN

ASTRA_LD 1.6i 16LE 07/87 → 07/89

ASTRA_LD 1.8i Hatchback 18LE 07/87 → 07/89

ASTRA_LD 1.8i Sedan 18LE 07/87 → 07/89

HOLDEN			
GEMINI_RB 1.5	4XC1	04/85 → 06/87	
JACKAROO_UBS 2.2 4x4	4ZD1	03/87 → 10/88	
JACKAROO_UBS 2.3 TD 4x4	C2Z3	03/87 → 10/88	
JACKAROO_UBS 2.6i 4x4	4ZE1	11/88 → 12/91	
JACKAROO_UBS 2.8 TD 4x4	4JB1	11/88 → 12/91	
JACKAROO_UBS 3.1 TD 4x4	4JG2	04/92 → 12/97	
JACKAROO_UBS 3.2i 24v 4x4	--	04/92 → 12/97	
RODEO_KB 2.3	2.25	03/87 → 07/88	
RODEO_KB 2.3 4x4	2.25	03/87 → 07/88	
RODEO_KB 2.3 D	2.23	03/87 → 07/88	
RODEO_KB 2.3 D 4x4	2.23	03/87 → 07/88	
RODEO_TF 2.2	4ZD1	03/91 → 08/93	
RODEO_TF 2.5 D	4JA1	08/88 → 09/92	
RODEO_TF 2.5 D 4x4	4JA1	08/88 → 09/90	
RODEO_TF 2.6i	4ZE1, KA24DE	08/88 → 03/96	
RODEO_TF 2.6i 4x4	4ZE1	08/88 → 03/96	
RODEO_TF 2.8 TD	4JB1	03/90 → 03/96	
RODEO_TF 2.8 TD 4x4	4JB1	03/90 → 03/96	
SHUTTLE_WFR 2.0	4ZC1	06/86 → 06/89	

INFINITI			
G20 2.0	SR20DE	01/90 → 12/97	
J30 3.0	VG30DE	01/92 → 12/97	
M30 3.0	VG30E	01/89 → 12/93	
Q45 4.5	VH45DE	01/89 → 12/93	

ISUZU			
AMIGO 2.3i [USA]	LW3	01/88 →	
AMIGO 2.6i [USA]	RLJ	01/88 →	
I-MARK_FWD	--	01/85 → 12/87	
IMPULSE 1.6i [USA]	RLK	01/90 →	
IMPULSE 1.6i RS [USA]	RLK	01/90 →	
IMPULSE 1.6i Turbo [USA]	--	01/90 →	
IMPULSE 1.8i [USA]	RLX	01/91 →	
PICK-UP 2.3i [USA]	LW3	01/88 →	
PICK-UP 2.6i [USA]	RLJ	01/88 →	
PICK-UP 3.1i V6 [USA]	LG6	01/90 →	
RODEO 2.6i [USA]	RLJ	01/90 →	
RODEO 3.1i V6 [USA]	LG6	01/90 → 12/92	
RODEO 3.2i V6 [USA]	RLU	01/92 →	
STYLUS 1.6i DOHC [USA]	RLK	01/90 → 12/91	
STYLUS 1.6i SOHC [USA]	RLR	01/90 →	
STYLUS 1.8i DOHC [USA]	RLX	01/91 →	
TROOPER 2.2 D 4WD	C2Z3	05/84 → 12/89	
TROOPER 2.2 D 4x4	C2Z3	05/84 → 07/89	
TROOPER 2.6 4WD	4ZE1	11/86 → 07/91	
TROOPER 2.6 i	4ZE1	10/87 → 12/91	
TROOPER 3.2i DOHC [USA]	RLV	01/92 →	
TROOPER 3.2i SOHC [USA]	RLU	01/92 →	
TROOPER 3.2i V6 [USA]	--	01/88 → 12/91	

NISSAN			
100 NX 1.6	GA16DS	03/90 → 10/94	
100 NX 1.6 SR	GA16DE	09/93 → 10/94	
100 NX 2.0	SR20DE	10/90 → 10/94	
100 NX 2.0 GTi	SR20DE	03/91 → 10/94	
200 SX 1.8 Turbo	CA18DET	07/88 → 11/93	
200 SX 1.8i Turbo	CA18ET	01/87 →	
200 SX 2.0 i 16V Turbo	SR20DET	10/93 → 12/99	
240 SX 2.4	KA24DE, GA16DE	04/93 → 08/97	
300 ZX 3.0	VG30E	01/84 → 12/87	
300 ZX 3.0 Twin Turbo	VG30DETT	05/90 → 09/95	
ALMERA I 1.4	GA14DE	09/95 → 07/00	
ALMERA I 1.4 GX, LX	GA14DE	09/95 → 07/00	
ALMERA I 1.4 S, GX, LX	GA14DE	09/95 → 03/00	
ALMERA I 1.6	GA16DE, QG16	07/95 → 07/00	
ALMERA I 1.6 SLX	GA16DE	09/95 → 07/00	
ALMERA I 1.6 SR, SLX	GA16DE	09/95 → 03/00	
ALMERA I 2.0 D	CD20	11/95 → 07/00	
ALMERA I 2.0 GTi	SR20DE	07/96 → 03/00	
ALMERA III 1.5	QG15DE	01/06 →	
ALMERA III 1.6	QG16	01/06 →	
ALMERA III 1.6 16V	QG16, CA16S	03/06 →	
ALTIMA 2.4	KA24DE	06/93 → 09/01	
BLUEBIRD 1.6	CA16S, LD20	12/85 → 06/90	
BLUEBIRD 1.6 DX	CA16S	11/83 → 02/88	
BLUEBIRD 1.8 i 16V	CA18D	02/89 → 12/90	
BLUEBIRD 1.8 Turbo	CA18T	04/84 → 11/92	
BLUEBIRD 2.0	CA20S	12/85 → 09/90	
BLUEBIRD 2.0 D	LD20, CA20E	04/84 → 12/90	
BLUEBIRD 2.0 i	CA20E, BD30T	04/84 → 12/90	
CABSTAR II 105.35, 110.35, 110.45	BD30T, --	10/98 → 10/06	
CABSTAR II 120.35, 120.45	BD-30Ti	10/98 → 10/06	
CABSTAR II 125.35, 125.45	BD-30Ti	10/98 → 10/06	
CABSTAR II 28.10, 32.10	BD30T	01/04 → 11/06	
CABSTAR II 3.0 110.35	BD30T	10/00 → 04/04	
CABSTAR II 75.28	LD23	10/98 → 10/06	
CABSTAR II 90.32, 90.28, 95.32, 95.28	TD27T	10/98 → 10/06	
CABSTAR II 95.32	TD27T	04/02 → 06/04	

NISSAN			
CABSTAR III 2.5 D	YD25DDTi	09/06 →	
CABSTAR III 28.11 DCI, 32.11 DCI, 35.11 DCI 2.5	YD25DDTi	09/06 → 12/13	
CABSTAR III 28.12 DCI, 32.12 DCI, 34.12 DCI, 35.12 DCI 2.5	YD25DDTi	09/06 → 12/13	
CABSTAR III 3.0 D	ZD30DDTi	09/06 →	
CABSTAR III 3.0 TDi	ZD30DDTi	09/06 → 12/13	
CABSTAR III 34.110 DCI 2.5	YD25DDTi	01/07 → 04/12	
CABSTAR III 35.13 DCI, 45.13 DCI 2.5	YD25DDTi	09/06 → 12/12	
CABSTAR III 35.14 DCI 3.0	ZD30DDTi	09/06 → 12/13	
CABSTAR III 35.14 DCI, 45.14 DCI 2.5	YD25DDTi	09/06 → 12/13	
CABSTAR III 35.15 DCI, 45.15 DCI 3.0	ZD30DDTi	09/06 → 12/13	
CEFIRO 2.0	VQ20DE	08/94 → 12/99	
CEFIRO 3.0	VQ30DE	10/94 → 12/99	
FRONTIER 2.5 dCi	YD25DDTi	01/08 →	
LAUREL 2.0 GL	CA20S	11/84 → 12/85	
LAUREL 2.4	L24E	01/85 → 12/87	
LAUREL 2.4i	L24E	02/87 → 06/90	
LAUREL 2.8 D	LD28	01/85 → 12/87	
MAXIMA III 3.0	VG30E	10/88 → 06/94	
MAXIMA III 3.0 i	VG30E	10/88 → 06/94	
MAXIMA III 3.0 i [USA]	--, VG30DE	01/81 →	
MAXIMA IV 2.0 QX	VQ20DE	10/97 → 12/00	
MAXIMA IV 3.0 QX	VQ30DE	10/97 → 12/00	
MAXIMA QX 2.0	VQ20DE	02/95 → 08/00	
MAXIMA QX 3.0	VG30DE, YD25DDTi	03/94 → 03/99	
NAVARA 1.25 D 4x4	YD25DDTi	11/01 →	
NP300 2.0	KA20DE	10/08 →	
NP300 2.4	KA24DE	03/08 →	
NP300 2.4 i	KA24DE	10/08 →	
NP300 2.5 dCi	YD25DDTi	01/08 →	
NP300 2.5 dCi [ExtraEU]	YD25DDTi	04/08 →	
NP300 2.5 dCi 4x4	YD25DDTi	04/08 →	
NT400 CABSTAR 28.12, 32.12, 35.12	YD25DDTi	01/14 →	
NT400 CABSTAR 35.13	ZD30DDTi	09/16 →	
NT400 CABSTAR 35.14, 45.14	YD25DDTi	01/14 →	
NT400 CABSTAR 35.15, 45.15	YD25DDTi, VG30E	01/14 →	
NX1600 1.6i [USA]	GA16DE	01/90 → 12/92	
PATHFINDER I 3.0 4WD	VG30E, VQ35	07/86 → 08/95	
PATHFINDER II 3.3	VG33E	12/95 → 07/05	
PATHFINDER II 3.3 V6 4WD	VG33E	03/98 → 10/00	
PATHFINDER II 3.5 V6 4WD	VQ35, RD28T	11/00 → 12/04	
PATROL 2.8 TDiC	RD28Ti	06/97 → 05/00	
PATROL GR I 2.8 TD	RD28T, TB48DE	09/88 → 02/98	
PATROL GR I 4.2 Cat	TB42E	11/88 → 02/98	
PATROL GR II 2.8 TDiC	RD28Ti	10/97 → 02/00	
PATROL GR II 3.0 D	ZD30DDTi	05/00 → 09/04	
PATROL GR II 3.0 D 4x4	ZD30DDTi	10/04 →	
PATROL GR II 3.0 D Ti	ZD30DDTi	05/00 →	
PATROL GR II 4.8	TB48DE, KA24E	03/00 →	
PICK UP 2.4	KA24E, Z24i	02/98 → 05/03	
PICK UP 2.5	TD25	02/98 → 10/01	
PICK UP 1.2.4 [USA]	Z24i, KA24DE	01/85 → 12/89	
PICK UP 1.2.4 i [USA]	KA24E	01/89 →	
PICK UP 1.2.5 D [USA]	SD25	01/85 → 12/87	
PICK UP 1.3.0i [USA]	VG30	01/85 → 12/89	
PICK UP II 2.4	KA24DE, KA24DE	11/01 → 04/05	
PICK UP II 2.4 4WD	KA24DE	11/01 → 04/05	
PICK UP II 2.4 i	KA24E	02/98 → 04/05	
PICK UP II 2.4 i 4WD	KA24DE, GA16DE	03/02 → 04/05	
PICK UP II 2.5 D	TD25	02/98 → 04/05	
PICK UP II 2.5 dCi 4WD	YD25DDTi	03/02 →	
PICK UP II 2.5 Di	YD25DDTi	03/02 → 12/10	
PICK UP II 2.5 TD	TD25Ti	05/98 → 10/01	
PICK UP II 2.5 TD 4WD	TD25Ti	05/98 → 04/05	
PICK UP III 2.5 D	YD22DDTi	01/08 →	
PRAIRIE PRO 2.4 i	KA24E	01/90 → 07/94	
PRAIRIE PRO 2.4 i 4x4	KA24E	04/92 → 07/94	
PRIMERA I 1.6 i	GA16DE, E16	07/90 → 03/98	
PRIMERA I 2.0 D	CD20	07/90 → 01/96	
PRIMERA I 2.0 i	SR20Di	07/90 → 03/98	
PULSAR NX 1.6 [USA]	E16, GA16DE	01/86 →	
SENTRA III 1.6i [USA]	GA16DE	01/90 → 12/92	
SENTRA III 2.0i [USA]	SR20DE	01/90 →	
SERENA 1.6	GA16DE, GA14DE	02/93 → 09/01	
SERENA 2.0	SR20DE	11/92 → 09/01	
SERENA 2.0 D	LD20	11/92 → 09/01	
SERENA 2.3 D	LD23	01/95 → 09/01	
STANZA 2.4i [USA]	KA24DE	01/92 →	
SUNNY III 1.4	GA14DS	10/90 → 06/95	
SUNNY III 1.4 i	GA14DE, GA16DE	10/90 → 05/95	
SUNNY III 1.4 i 16V	GA14DE	10/90 → 06/95	
SUNNY III 1.6 16V 4x4	GA16DS	11/90 → 05/95	
SUNNY III 1.6 i	GA16DE, GA16DE	10/90 → 03/00	

NISSAN			
SUNNY III 1.6 i 16V	GA16DE	10/92 → 05/95	
SUNNY III 1.6 i 16V 4WD	GA16DE, KA24E	10/90 → 06/95	
SUNNY III 1.6 i 16V 4x4	GA16DE	10/92 → 03/00	
SUNNY III 1.6 SR 4WD	GA16DEL	01/92 → 06/95	
SUNNY III 2.0 D	CD20	10/90 → 03/00	
SUNNY III 2.0 GTi 16V	SR20DE	10/90 → 05/95	
SUNNY III 2.0 GTi-R 4x4	SR20DET	10/90 → 05/95	
TERRANO I 2.4 i 4WD	Z24i	10/87 → 02/93	
TERRANO I 3.0 4x4	VG30I	07/86 → 08/89	
TERRANO I 3.0 i 4WD	VG30E	01/90 → 12/95	
TERRANO II 2.4 4WD	KA24E, GA16DE	05/96 → 09/07	
TERRANO II 2.4 i 12V 4WD	KA24E	02/93 → 12/97	
TERRANO II 2.7 TD 4WD	TD27T	02/93 → 01/02	
TERRANO II 2.7 TD i 4WD	TD27Ti	05/96 → 09/07	
TERRANO II 3.0 Di 4WD	ZD30	05/02 → 09/07	
TERRANO II 3.3	VG33E	10/92 → 12/04	
TERRANO II 3.3 4WD	VG33E	10/92 → 10/97	
TERRANO II 3.5 4WD	VQ35DE	10/94 → 06/03	
TRADE 2.3 D	LD23	11/98 →	
TRADE 2.7 TD	TD27T	11/98 → 09/04	
URVAN III 2.4 i	Z24i	05/89 → 09/93	
VANETTE III 1.6	GA16DE	09/94 → 05/01	
VANETTE 1.6	GA16DE, LD23	09/94 → 05/01	
VANETTE 2.3	LD23, CAVG	09/94 → 05/02	

7.1309

3

BRAKE/CLUTCH PEDAL SWITCHES

Adatt./Suitable:

AUDI

1KO 927 810 B
1KO 927 810 D
1KO 927 810 E

SEAT

1KO 927 810 B
1KO 927 810 D
1KO 927 810 E

SKODA

1KO 927 810 B
1KO 927 810 D
1KO 927 810 E

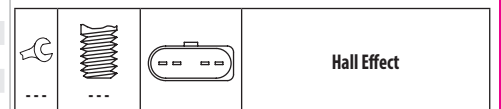
VW

1KO 927 810 B
1KO 927 810 C
1KO 927 810 D
1KO 927 810 E

NEW - ITEM NOW AVAILABLE FROM PRODUCTION

- NUOVO - ARTICOLO ORA DISPONIBILE PER LA VENDITA
- NOUVEAU - ARTICLE DISPONIBLE EN PRODUCTION COURANTE
- NEU - JETZT ZUM VERKAUF VERFÜGBARER ARTIKEL
- NUEVO - ARTICULO AHORA DISPONIBLE EN PRODUCCION

MARKET DIFFUSION: HIGH



AUDI

A1 1.2 TFSI	CBZA	05/10 → 04/15
A1 1.4 TFSI	CAVG, CAYB	05/10 → 04/15
A1 1.6 TDi	CAYB, CFHB	05/10 → 04/15
A1 2.0 TDi	CFHB, CAXC	09/11 → 04/15
A1 2.0 TFSI quattro	CDLH	03/12 → 11/12
A3 I [USA] 2.0	CBEA	08/09 →
A3 I [USA] 2.0 16V	--	01/06 → 12/10
A3 I [USA] 3.2 24V	CBRA	07/08 → 05/09
A3 I [USA] 3.2 24V AWD	--	01/06 → 12/09
A3 II 1.2 TFSI	CBZB	03/10 → 05/13
A3 II 1.2 TSI	CBZB	04/10 → 08/12
A3 II 1.4 TFSI	CAXC, BGU	09/07 → 05/13
A3 II 1.6	BGU, CCSA	05/03 → 08/12
A3 II 1.6 E-Power	CCSA, BAG	01/11 → 08/12
A3 II 1.6 FSI	BAG, CAYB	08/03 → 09/07
A3 II 1.6 TDi	CAYB, BYT	05/09 → 05/13
A3 II 1.8 TFSI	BYT, BKC	11/06 → 05/13
A3 II 1.8 TFSI quattro	CDAE	07/08 → 08/12
A3 II 1.9 TDi	BKC, AXW	05/03 → 05/10

AUDI			
A3 II 2.0 FSI	AXW, AZV	05/03 → 06/08	
A3 II 2.0 TDI	AZV, BKD	05/03 → 05/13	
A3 II 2.0 TDI 16V	BKD, BKD	05/03 → 08/12	
A3 II 2.0 TDI 16V quattro	BKD, AZV	08/04 → 08/12	
A3 II 2.0 TDI quattro	AZV, AXX	05/03 → 08/12	
A3 II 2.0 TFSI	AXX, AXX	09/04 → 05/13	
A3 II 2.0 TFSI quattro	AXX, BDB	09/04 → 08/12	
A3 II 3.2 V6 quattro	BDB, BHZ	07/03 → 05/09	
A3 II S3 quattro	BHZ, CAXC	11/06 → 08/12	
A3 II SPORTBACK 1.2 TSI	CBZB	04/10 → 03/13	
A3 II SPORTBACK 1.4 TFSI	CAXC, BGU	09/07 → 03/13	
A3 II SPORTBACK 1.6	BGU, CCSA	09/04 → 03/13	
A3 II SPORTBACK 1.6 E-Power	CCSA, BLF	01/11 → 03/13	
A3 II SPORTBACK 1.6 FSI	BLF, CAYB	09/04 → 09/07	
A3 II SPORTBACK 1.6 TDI	CAYB, BYT	05/09 → 03/13	
A3 II SPORTBACK 1.8 TFSI	BYT, BKC	11/06 → 03/13	
A3 II SPORTBACK 1.8 TFSI quattro	CDA	07/08 → 03/13	
A3 II SPORTBACK 1.9 TDI	BKC, AXW	09/04 → 05/10	
A3 II SPORTBACK 2.0 FSI	AXW, AZV	09/04 → 06/08	
A3 II SPORTBACK 2.0 TDI	AZV, BKD	09/04 → 03/13	
A3 II SPORTBACK 2.0 TDI 16V	BKD, BKD	09/04 → 03/13	
A3 II SPORTBACK 2.0 TDI 16V quattro	BKD, BMM	11/05 → 03/13	
A3 II SPORTBACK 2.0 TDI quattro	BMM, AXX	01/06 → 03/13	
A3 II SPORTBACK 2.0 TFSI	AXX, AXX	09/04 → 03/13	
A3 II SPORTBACK 2.0 TFSI quattro	AXX, BMJ	09/04 → 03/13	
A3 II SPORTBACK 3.2 V6 quattro	BMJ, BHZ	09/04 → 05/09	
A3 II SPORTBACK S3 quattro	BHZ, BYH	06/08 → 03/13	
R8 4.2 FSI quattro	BYH, BUJ	04/07 → 07/15	
R8 5.2 FSI quattro	BUJ, CBBB	04/09 → 07/15	
TT II 1.8 TFSI	CDA	06/08 → 06/14	
TT II 2.0 TDI quattro	CBBB, BWA	06/08 → 06/14	
TT II 2.0 TFSI	BWA, BWA	08/06 → 06/14	
TT II 2.0 TFSI quattro	BWA, CDLA	06/08 → 06/14	
TT II 2.0 TTS quattro	CDLA, CEPA	05/08 → 06/14	
TT II 2.5 RS quattro	CEPA, BXW	07/09 → 06/14	
TT II 3.2 V6 quattro	BUB	08/06 → 06/10	

SEAT			
ALTEA 1.2 TSI	CBZB	04/10 →	
ALTEA 1.4 16V	BXW, BGU	05/06 →	
ALTEA 1.4 TFSI	CAXC	05/10 → 04/11	
ALTEA 1.4 TSI	CAXC	11/07 →	
ALTEA 1.6	BGU, CAYB	03/04 →	
ALTEA 1.6 LPG	CHGA	09/09 →	
ALTEA 1.6 Multifuel	CMXA	11/10 → 05/11	
ALTEA 1.6 TDI	CAYB, BYT	10/09 →	
ALTEA 1.8 TFSI	BYT, BJB	01/07 →	
ALTEA 1.9 TDI	BJB, BVY	04/04 →	
ALTEA 2.0 FSI	BVY, AZV	05/04 → 03/09	
ALTEA 2.0 TDI	AZV, BKD	03/04 →	
ALTEA 2.0 TDI 16V	BKD, BXW	03/04 →	
ALTEA 2.0 TDI 16V 4WD	CFHC	10/10 →	
ALTEA 2.0 TFSI	BWA	04/06 → 05/09	
ALTEA XL 1.2 TSI	CBZB	04/10 →	
ALTEA XL 1.4 16V	BXW, BSE	10/06 →	
ALTEA XL 1.4 TSI	CAXC	11/07 →	
ALTEA XL 1.6	BSE, CAYB	10/06 →	
ALTEA XL 1.6 LPG	CHGA	09/09 →	
ALTEA XL 1.6 Multifuel	CCSA	10/06 →	
ALTEA XL 1.6 TDI	CAYB, BYT	10/09 →	
ALTEA XL 1.8 TFSI	BYT, BKC	01/07 →	
ALTEA XL 1.9 TDI	BKC, BVY	10/06 →	
ALTEA XL 1.9 TDI 4x4	BLS	06/09 → 12/10	
ALTEA XL 2.0 FSI	BVY, AZV	10/06 → 03/09	
ALTEA XL 2.0 TDI	AZV, BKD	10/06 →	
ALTEA XL 2.0 TDI 16V	BKD, BMM	10/06 →	
ALTEA XL 2.0 TDI 16V 4x4	CFHC	10/10 →	
ALTEA XL 2.0 TDI 4x4	BMM, BWA	06/07 →	
ALTEA XL 2.0 TFSI	BWA	10/06 → 05/09	
ALTEA XL 2.0 TFSI 4x4	BWA, CGPA	06/07 →	
IBIZA IV 1.2	CGPA, CAVF	03/08 →	
IBIZA IV 1.2 TDI	CFWA	05/10 →	
IBIZA IV 1.2 TSI	CBZA	08/12 →	
IBIZA IV 1.4 TSI	CAVF, CAVE	06/09 →	
IBIZA IV 1.4 TSI Cupra	CAVE, CAYA	06/09 →	
IBIZA IV 1.6 TDI	CAYA, BXW	05/09 →	
IBIZA IV 1.9 TDI	BMT	03/08 →	
IBIZA IV 2.0	CEKA	10/08 →	
LEON II 1.2 TSI	CBZB	02/10 → 12/12	
LEON II 1.4 16V	BXW, BSE	06/06 → 12/12	
LEON II 1.4 TSI	CAXC	11/07 → 12/12	
LEON II 1.6	BSE, BSE	07/05 → 12/12	
LEON II 1.6 LPG	CHGA	12/09 → 12/12	
LEON II 1.6 Multifuel	BSE, CAYB	11/10 → 12/12	

SEAT			
LEON II 1.6 TDI	CAYB, BZB	02/10 → 12/12	
LEON II 1.8 TSI	BZB, BKC	06/07 → 12/12	
LEON II 1.9 TDI	BKC, BLR	07/05 → 12/10	
LEON II 2.0 Cupra R	CDLA	09/09 → 12/12	
LEON II 2.0 FSI	BLR, AZV	07/05 → 05/10	
LEON II 2.0 TDI	AZV, BKD	07/05 → 12/12	
LEON II 2.0 TDI 16V	BKD, BWA	07/05 → 12/12	
LEON II 2.0 TFSI	BWA, BGU	05/05 → 12/12	
TOLEDO III 1.4 16V	BXW	05/06 → 05/09	
TOLEDO III 1.4 TSI	CAXC	11/07 → 05/09	
TOLEDO III 1.6	BGU, BYT	10/04 → 05/09	
TOLEDO III 1.8 TFSI	BYT, BJB	01/07 → 05/09	
TOLEDO III 1.9 TDI	BJB, BLR	10/04 → 05/09	
TOLEDO III 2.0 FSI	BLR, AZV	10/04 → 05/09	
TOLEDO III 2.0 TDI	AZV, CAYB	09/04 → 05/09	
TOLEDO III 2.0 TDI 16V	BKD	04/04 → 05/09	
TOLEDO III 2.0 TFSI	BWA	11/05 → 05/09	
TOLEDO IV 1.2	CGPC	07/12 →	
TOLEDO IV 1.4 TSI	CAXA	07/12 →	
TOLEDO IV 1.6	CFNA	07/13 →	
TOLEDO IV 1.6 SRE	CWVA	05/15 →	
TOLEDO IV 1.6 TDI	CAYB, BBM	07/12 →	

SKODA			
FABIA II 1.2	BBM, CBZA	12/06 →	
FABIA II 1.2 LPG	CHFA	03/09 → 11/11	
FABIA II 1.2 TSI	CBZA, BXW	03/10 → 12/14	
FABIA II 1.4	CGGB	01/07 → 12/14	
FABIA II 1.4 LPG	BXW, CAYA	01/07 → 11/14	
FABIA II 1.6	CFNA	04/07 → 12/14	
FABIA II 1.6 TDI	CAYA, BUD	03/10 → 12/14	
OCTAVIA II 1.2 TSI	CBZB	02/10 → 06/13	
OCTAVIA II 1.4	BUD, BGU	06/04 → 06/13	
OCTAVIA II 1.4 [CHN]	CFBA.	03/10 →	
OCTAVIA II 1.4 TSI	CAXA	11/08 → 06/13	
OCTAVIA II 1.6	BGU, CDFA	06/04 → 06/13	
OCTAVIA II 1.6 [CHN]	CDFA, CCSA	09/07 →	
OCTAVIA II 1.6 LPG	CHGA	08/09 → 11/12	
OCTAVIA II 1.6 Multifuel	CCSA, BZB	01/08 → 06/13	
OCTAVIA II 1.6 TDI	CAYC	06/09 → 04/13	
OCTAVIA II 1.6 TDI 4x4	CAYC	06/09 → 02/13	
OCTAVIA II 1.8 [CHN]	BYJ	04/07 →	
OCTAVIA II 1.8 TSI	BZB, CDA	06/07 → 06/13	
OCTAVIA II 1.8 TSI 4x4	CDA, BJB	11/08 → 02/13	
OCTAVIA II 1.9 TDI	BJB, BLS	06/04 → 12/10	
OCTAVIA II 1.9 TDI 4x4	BLS, BXX.	11/04 → 12/10	
OCTAVIA II 2.0 [CHN]	BXX., BLR	04/07 →	
OCTAVIA II 2.0 4x4	CCZA	11/08 →	
OCTAVIA II 2.0 FSI	BLR, BLX	11/04 → 10/08	
OCTAVIA II 2.0 FSI 4x4	BLX, BWA	11/04 → 10/08	
OCTAVIA II 2.0 RS	BWA, AZV	10/05 → 02/13	
OCTAVIA II 2.0 TDI	AZV, AZV	02/04 → 06/13	
OCTAVIA II 2.0 TDI 16V	AZV, BMM	02/04 → 05/13	
OCTAVIA II 2.0 TDI 16V 4x4	CFHC	05/10 → 02/13	
OCTAVIA II 2.0 TDI 4x4	BMM, BMN	07/06 → 02/13	
OCTAVIA II 2.0 TDI RS	BMN, CBZA	04/06 → 02/13	
RAPID 1.0 TSI	CHZC	06/17 →	
RAPID 1.2	CGPC	07/12 →	
RAPID 1.2 LPG	CBZA, CBZA	07/12 →	
RAPID 1.2 TSI	CBZA, CFNA	07/12 →	
RAPID 1.4 TDI	CUSB	05/15 →	
RAPID 1.6	CFNA, CAYB	07/12 →	
RAPID 1.6 SRE	CWVB	06/15 →	
RAPID 1.6 TDI	CAYB, CAYA	07/12 →	
ROOMSTER 1.2 TDI	CFWA	03/10 → 05/15	
ROOMSTER 1.4 LPG	CGGB	03/10 → 05/15	
ROOMSTER 1.6 TDI	CAYA, BZB	03/10 → 05/15	
SUPERB II 1.4 [CHN]	CFBA.	03/10 →	
SUPERB II 1.4 TSI	CAXC	07/08 → 05/15	
SUPERB II 1.6 TDI	CAYC	09/10 → 05/15	
SUPERB II 1.8 [CHN]	CEAA	04/09 →	
SUPERB II 1.8 TSI	BZB, CDA	03/08 → 05/15	
SUPERB II 1.8 TSI 4x4	CDA, BLS	11/08 → 05/15	
SUPERB II 1.9 TDI	BLS, BMP	03/08 → 11/10	
SUPERB II 2.0 [CHN]	CGMA	04/09 →	
SUPERB II 2.0 TDI	BMP, CFFB	03/08 → 05/15	
SUPERB II 2.0 TDI 16V	CFFB, CBBB	01/09 → 05/15	
SUPERB II 2.0 TDI 16V 4x4	CFFB	11/10 → 05/15	
SUPERB II 2.0 TDI 4x4	CBBB, CBZB	09/08 → 05/15	
SUPERB II 2.0 TSI	CCZA	05/10 → 05/15	
YETI 1.2 TSI	CBZB, CAXA	09/09 → 12/17	
YETI 1.4 TSI	CAXA, CFHA	06/10 → 12/17	
YETI 1.4 TSI 4x4	CZDA	05/15 → 12/17	
YETI 1.6	CWVA	04/14 → 12/17	
YETI 1.6 TDI	CAYC	11/10 → 05/15	
YETI 1.8	CDAB	02/11 →	
YETI 1.8 TFSI	CDAB	11/09 →	
YETI 1.8 TSI 4x4	CDA	05/09 → 12/17	
YETI 2.0 TDI	CFHA, CBDB	11/09 →	

SKODA			
YETI 2.0 TDI 4x4	CBDB, CAVD	05/09 → 12/17	
VW			
BEETLE 1.2 TSI	CBZB	07/11 →	
BEETLE 1.2 TSI 16V	CYVD	12/14 →	
BEETLE 1.4 TSI	CAVD, CPKA	10/11 →	
BEETLE 1.6 TDI	CAYC	10/11 →	
BEETLE 1.8 TSI	CPKA, CFFB	12/13 →	
BEETLE 2.0 TDI	CFFB, CBFA	04/11 →	
BEETLE 2.0 TSI	CBFA, CBTA	04/11 →	
BEETLE 2.5	CBTA, CBZA	04/11 →	
CADDY III 1.0 TSI	CHZG	11/15 →	
CADDY III 1.2 TSI	CBZA, BCA	09/10 →	
CADDY III 1.4	BCA, BGU	03/04 → 08/10	
CADDY III 1.4 TGI CNG	CPWA	06/15 →	
CADDY III 1.4 TSI	CZCB	05/15 →	
CADDY III 1.6	BGU, BSF	04/04 →	
CADDY III 1.6 BiFuel	BSF, CAVD	05/11 → 05/15	
CADDY III 1.6 TDI	CAYD, BJB	08/10 →	
CADDY III 1.9 TDI	BJB, BDJ	04/04 → 08/10	
CADDY III 1.9 TDI 4motion	BLS	05/08 → 08/10	
CADDY III 2.0 EcoFuel	BSX	04/06 → 05/15	
CADDY III 2.0 SDI	BDJ, BMM	03/04 → 08/10	
CADDY III 2.0 TDI	BMM, CFHC	09/07 →	
CADDY III 2.0 TDI 16V	CFHC, CFHC	11/10 → 05/15	
CADDY III 2.0 TDI 16V 4motion	CFHC, CAVD	08/10 →	
EOS 1.4 TSI	CAVD, BVY	11/07 → 08/15	
EOS 1.6 FSI	BLF	06/06 → 05/08	
EOS 2.0 FSI	BVY, BMM	03/06 → 05/08	
EOS 2.0 TDI	BMM, CBAB	06/06 → 08/15	
EOS 2.0 TDI 16V	CBAB, BPY	05/08 → 08/15	
EOS 2.0 TFSI	BPY, BCA	03/06 → 08/15	
EOS 2.0 TSI	CCZB	11/09 → 08/15	
GOLF V 1.2 TSI	CBZB	11/09 → 12/13	
GOLF V 1.4	BUD	06/07 → 07/09	
GOLF V 1.4 16V	BCA, BKG	10/03 → 12/13	
GOLF V 1.4 FSI	BKG, BLG	10/03 → 11/06	
GOLF V 1.4 TSI	BLG, BGU	11/05 → 07/09	
GOLF V 1.6	BGU, BAG	01/04 →	
GOLF V 1.6 FSI	BAG, CCSA	10/03 → 07/08	
GOLF V 1.6 Multifuel	CCSA, BKC	10/07 → 12/13	
GOLF V 1.9 TDI	BKC, BKC	10/03 → 07/09	
GOLF V 1.9 TDI 4motion	BKC, BHY	08/04 → 07/09	
GOLF V 2.0	BHY, AXW	08/06 → 07/09	
GOLF V 2.0 FSI	AXW, BLX	01/04 → 11/08	
GOLF V 2.0 FSI 4motion	BLX, BPY	08/04 → 11/08	
GOLF V 2.0 GTI	BPY, AZV	10/04 → 02/09	
GOLF V 2.0 SDI	BKD	01/04 → 11/08	
GOLF V 2.0 TDI	AZV, BKD	10/03 →	
GOLF V 2.0 TDI 16V	BKD, CBTA	10/03 → 12/13	
GOLF V 2.0 TDI 16V 4motion	BKD	08/04 → 11/08	
GOLF V 2.0 TDI 4motion	AZV	08/04 → 07/09	
GOLF V 2.5	CBTA, BUB	05/07 → 11/08	
GOLF V 3.2	BUB, BUB	09/05 → 11/08	
GOLF V 3.2 R32 4motion	BUB, CBZA	11/05 → 11/08	
GOLF VI 1.2 TSI	CBZA, CJZA	11/08 →	
GOLF VI 1.2 TSI 16V	CJZA, BUD	11/13 →	
GOLF VI 1.2 TSI/TSI Blue-Motion	CBZB	05/09 → 11/12	
GOLF VI 1.4	BUD, BUD	10/08 →	
GOLF VI 1.4 16V	BUD, CAVD	01/09 → 05/11	
GOLF VI 1.4 TSI	CAVD, BSE	10/08 →	
GOLF VI 1.6	BSE, CCSA	10/08 →	
GOLF VI 1.6 BiFuel	BSF	03/09 →	
GOLF VI 1.6 Multifuel	CCSA, CAYB	10/08 →	
GOLF VI 1.6 TDI	CAYB, CBFA	02/09 →	
GOLF VI 1.6 TDI 4motion	CAYC	07/09 → 07/13	
GOLF VI 1.6 TDI/TDI BlueMotion	CAYC	05/09 → 05/14	
GOLF VI 1.8 TSI	CDA	06/09 → 01/11	
GOLF VI 2.0	CDLF	05/11 →	
GOLF VI 2.0 GTI	CBFA, CDLC	02/09 →	
GOLF VI 2.0 R	CDLA	01/13 →	
GOLF VI 2.0 R 4motion	CDLC, BMM	11/09 → 11/13	
GOLF VI 2.0 TDI	BMM, CBAB	10/08 →	
GOLF VI 2.0 TDI 4motion	CBAB, CBFA	05/09 →	
GOLF VI 2.0 TDI Gtd	CFGB	05/11 →	
GOLF VI 2.0 TFSI	CRZA	11/11 →	
GOLF VI 2.0 TFSI GTI	CBFA, CCZA	05/11 →	
GOLF VI 2.0 TSI	CCZA, CDLA	07/09 →	
GOLF VI 2.0 TSI R	CDLA, CBTA	11/09 → 11/12	
GOLF VI 2.5	CBTA, BLG	07/09 →	
GOLF VII 1.2 TSI	CJZA	05/13 →	
JETTA V 1.4 TSI	BLG, BSE	07/06 → 10/10	
JETTA V 1.6	BSE, CAYB	10/05 → 10/10	
JETTA V 1.6 FSI	BLF	09/05 → 10/10	
JETTA V 1.6 Multifuel	CCSA	01/08 → 10/10	

VW		
JETTA V 1.6 TDI	CAYB, BKC	06/09 → 10/10
JETTA V 1.9 TDI	BKC, AZV	01/05 →
JETTA V 2.0 TDI	AZV, CBDB	09/05 → 10/10
JETTA V 2.0 TDI 16V	CBDB, BPY	08/05 → 10/10
JETTA V 2.0 TFSI	BPY, CBZB	10/05 → 10/10
JETTA V 2.5	BGQ	01/05 →
JETTA VI 1.2 TSI	CBZB, CAVA	10/10 →
JETTA VI 1.2 TSI 16V	CYVD	08/14 →
JETTA VI 1.4 TSi	CAVA, CNLA	04/11 →
JETTA VI 1.4 TSi Hybrid	CNLA, CFNA	04/11 →
JETTA VI 1.6	CFNA, CWVA	12/11 →
JETTA VI 1.6 [RUS]	CWVA, CPKA	01/15 →
JETTA VI 1.6 MPi	CWVB	09/15 → 04/18
JETTA VI 1.6 TDI	CAYC	04/10 → 07/14
JETTA VI 1.8 TSI	CPKA, CBFA	07/14 →
JETTA VI 2.0	CBPA	06/10 →
JETTA VI 2.0 -/TFSi	CBFA, CFFB	10/10 → 07/14
JETTA VI 2.0 TDI	CFFB, CLCA	02/11 →
JETTA VI 2.0 TDi/TDi BlueMotion	CLCA, CPLA	10/10 →
JETTA VI 2.0 TSI	CPLA, CBTA	12/12 →
JETTA VI 2.5	CBTA, CPKA	04/10 →
PASSAT V 1.8 TSI	CPKA, CFFB	06/13 →
PASSAT V 2.0 TDI	CFFB, CBTA	04/11 →
PASSAT V 2.5 SRE	CBTA, CAYA	01/11 →
PASSAT V 3.6 FSI	CDVB	04/11 →
POLO III 1.2	CGPB	03/09 → 05/14
POLO III 1.2 -/BlueMotion	CGPA	03/09 → 05/14
POLO III 1.2 TDi/TDi BlueMotion	CFWA	10/09 → 05/14
POLO III 1.2 TSi	CBZC	05/11 → 05/14
POLO III 1.2 TSi/TSi BlueMotion	CBZB	11/09 → 05/14
POLO III 1.4	CGGB	03/09 → 05/14
POLO III 1.6 TDI	CAYA, CGPA	06/09 → 05/14
POLO III 1.6 TDi/TDi BlueMotion	CAYB	06/09 → 05/14
POLO V 1.2	CGPA, CBZB	06/09 →
POLO V 1.2 TDI	CFWA	10/09 →
POLO V 1.2 TSI	CBZB, CDDA	11/09 →
POLO V 1.4	CDDA, CAYA	03/09 → 05/14
POLO V 1.4 BiFuel	CMAA	03/10 → 01/11
POLO V 1.4 TSI	CPTA	10/12 →
POLO V 1.6	CLSA	01/10 →
POLO V 1.6 BiFuel	CNKA	01/11 →
POLO V 1.6 TDI	CAYA, CAVD	06/09 →
POLO V 2.0 R WRC	CDLJ	08/13 →
SCIROCCO III 1.4 TSI	CAVD, CDLA	05/08 →
SCIROCCO III 2.0 R	CDLA, CBDB	11/09 → 11/17
SCIROCCO III 2.0 TDi	CBDB, CAWB	08/08 → 11/17
SCIROCCO III 2.0 TFSi	CCZB	11/09 → 05/14
SCIROCCO III 2.0 TSI	CAWB, BMY	05/08 → 11/17
TOURAN I 1.2 TSI	CBZB	05/10 → 05/15
TOURAN I 1.4 [CHN]	CFBA	04/09 →
TOURAN I 1.4 FSI	CAVB	11/06 → 05/10
TOURAN I 1.4 TSI	BMY, BGU	02/06 → 05/15
TOURAN I 1.4 TSI EcoFuel	CDGA	05/09 → 05/15
TOURAN I 1.6	BGU, BAG	07/03 → 05/10
TOURAN I 1.6 BiFuel	BSF	11/06 → 05/10
TOURAN I 1.6 FSI	BAG, CAYB	02/03 → 01/07
TOURAN I 1.6 TDI	CAYB, BPL	05/10 → 05/15
TOURAN I 1.8 [CHN]	BPL, AVQ	02/08 →
TOURAN I 1.9 TDI	AVQ, AXW	02/03 → 05/10
TOURAN I 2.0 EcoFuel	BSX	02/06 → 05/09
TOURAN I 2.0 FSI	AXW, AZV	10/03 → 05/10
TOURAN I 2.0 TDI	AZV, BSE	02/03 → 05/15
TOURAN I 2.0 TDi [CHN]	CGZA	04/09 →
TOURAN I 2.0 TDI 16V	BKD	08/03 → 05/10

7.1310



3

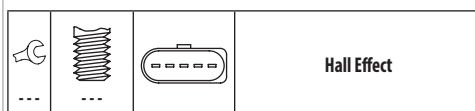
BRAKE/CLUTCH PEDAL SWITCHES

Adatt./Suitable:

VW
 3C0 927 810 A

- NEW - ITEM NOW AVAILABLE FROM PRODUCTION**
- NUOVO - ARTICOLO ORA DISPONIBILE PER LA VENDITA
 - NOUVEAU - ARTICLE DISPONIBLE EN PRODUCTION COURANTE
 - NEU - JETZT ZUM VERKAUF VERFÜGBARER ARTIKEL
 - NUEVO - ARTICULO AHORA DISPONIBLE EN PRODUCCION

MARKET DIFFUSION: MEDIUM



Hall Effect

VW		
PASSAT V 1.4 TSI	CAXA	05/07 → 11/10
PASSAT V 1.6	BSE, BKC	05/05 → 11/10
PASSAT V 1.6 FSI	BLF	03/05 → 06/08
PASSAT V 1.8 TSI	BZB	05/07 → 10/11
PASSAT V 1.9 TDI	BKC, AXZ	03/05 → 11/10
PASSAT V 2.0 FSI	AXX, BLX	03/05 → 11/10
PASSAT V 2.0 FSI 4motion	BLX, BMA	09/05 → 11/10
PASSAT V 2.0 TDI	BMA, BKP	03/05 → 11/10
PASSAT V 2.0 TDI 16V	BKP, BKP	03/05 → 11/10
PASSAT V 2.0 TDI 16V 4motion	BKP, DKJA	03/05 → 11/10
PASSAT V 2.0 TDI 4motion	BMP	03/05 → 05/09
PASSAT V 3.2 FSI 4motion	AXZ	11/05 → 11/10
PASSAT V 3.6 FSI	BLV	06/05 → 11/10
PASSAT V 3.6 FSI 4motion	BLV	09/05 → 11/10

7.1311



3

BRAKE/CLUTCH PEDAL SWITCHES

Adatt./Suitable:

AUDI
 3C0 927 810 B
 3C0 927 810 C
 3C0 927 810 D

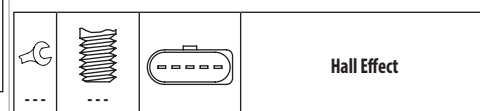
- NEW - AVAILABLE FROM:**
- NUOVO - DISPONIBILE DA:
 - NOUVEAU - DISPONIBLE EN:
 - NEU - VERFÜGBAR AB:
 - NUEVO - DISPONIBLE EN:

SEAT
 3C0 927 810 B
 3C0 927 810 C
 3C0 927 810 D

VW
 3C0 927 810 B
 3C0 927 810 C
 3C0 927 810 D

19/Q1

MARKET DIFFUSION: HIGH



Hall Effect

AUDI		
A1 1.0 30 TFSi	DKJA, CHPB	07/18 →
Q3 1.4 TFSi	CZDB	07/16 →
Q3 1.4 TSI	CHPB, CFFA	10/13 →
Q3 2.0 TDI	CFFA, CFFB	09/11 →
Q3 2.0 TDI quattro	CFFB, CCTA	06/11 →
Q3 2.0 TFSi	CCTA, CCZC	10/13 →
Q3 2.0 TFSi quattro	CCZC, CAVA	06/11 →

SEAT		
ALHAMBRA III 1.4 TSI	CAVA, CFFA	06/10 →
ALHAMBRA III 1.8 TSI	CDAA	11/12 →
ALHAMBRA III 2.0 TDI	CFFA, CFFB	06/10 →
ALHAMBRA III 2.0 TDI 4Drive	CFFB, CCZA	05/11 →
ALHAMBRA III 2.0 TSI	CCZA, CHZJ	11/10 →
ARONA 1.0 TSI	CHZJ, DGTA	07/17 →
ARONA 1.5 TSI	DADA	07/17 →
ARONA 1.6 TDI	DGTA, CHZJ	07/17 →
IBIZA V 1.0	CHYC	07/17 →
IBIZA V 1.0 TSI	CHZJ, DGTA	01/17 →
IBIZA V 1.6 TDI	DGTA, CKMA	09/17 →

VW		
CC 1.4 TSI	CKMA, CDAA	11/11 → 12/16
CC 1.4 TSI MultiFuel	CKMA	11/11 → 12/16
CC 1.8 TSI	CDAA, CFFA	11/11 → 12/16
CC 2.0 TDI	CFFA, CFFB	11/11 → 12/16
CC 2.0 TDI 4motion	CFFB, CBFA	11/11 → 12/16
CC 2.0 TSI	CBFA, CFFB	11/11 →
CC 3.6 FSI	CNNA	11/11 →
CC 3.6 FSI 4motion	BWS	11/11 → 12/16
PASSAT 1.4 TSi BlueMotion	CAXA	08/10 → 12/14
PASSAT 1.6 TDi BlueMotion	CAYC	08/10 → 12/14
PASSAT 1.8 TFSi	CDAA	08/10 → 12/14
PASSAT 2.0 Blue TDi/TDi/TDi BlueMotion [ExtraEU]	CFFB	08/10 → 12/14
PASSAT 2.0 TDi BlueMotion	CFFB, BZB	08/10 → 12/14
PASSAT V 1.4 TSI	CAXA, BSE	05/07 → 12/14
PASSAT V 1.4 TSi EcoFuel	CDGA	01/09 → 12/14
PASSAT V 1.4 TSi MultiFuel	CKMA	11/10 → 12/14
PASSAT V 1.6	BSE, BZB	05/05 → 11/10
PASSAT V 1.6 FSI	BLF	03/05 → 06/08
PASSAT V 1.6 TDI	CAYC	08/09 → 12/14
PASSAT V 1.8 TSI	BZB, BLS	05/07 → 12/14
PASSAT V 1.9 TDI	BLS, BPY	03/05 → 11/10
PASSAT V 2.0 BlueTDI	CBAC	01/09 → 11/10
PASSAT V 2.0 FSI	BPY, BMA	03/05 → 11/10
PASSAT V 2.0 FSI 4motion	BVX	09/05 → 11/10
PASSAT V 2.0 TDI	BMA, BKP	03/05 → 12/14
PASSAT V 2.0 TDI 16V	BKP, BKP	03/05 → 11/10
PASSAT V 2.0 TDI 16V 4motion	BKP, BMP	03/05 → 11/10

VW		
PASSAT V 2.0 TDI 4motion	BMP, CHYB	03/05 → 12/14
PASSAT V 2.0 TSI	CCZB	11/10 → 12/14
PASSAT V 3.2 FSI 4motion	AXZ	11/05 → 11/10
PASSAT V 3.6 FSI	BLV	06/05 → 11/10
PASSAT V 3.6 FSI 4motion	BLV	09/05 → 11/10
PASSAT CC 1.4 TSI MultiFuel	CKMA	01/11 → 01/12
PASSAT CC 1.8 TSI	BZB, CBAA	06/08 → 01/12
PASSAT CC 2.0 BlueTDI	CBAC	05/09 → 11/10
PASSAT CC 2.0 TDI	CBAA, CBAB	06/08 → 01/12
PASSAT CC 2.0 TDI 4motion	CBAB, CAWB	08/09 → 01/12
PASSAT CC 2.0 TSI	CAWB, CAXA	06/08 → 01/12
PASSAT CASSONE / FURGO-NATO / PROMISCUO 2.0 TFSI	CCZB	11/10 → 12/14
POLO VI 1.0	CHYB, CHZJ	06/17 →
POLO VI 1.0 TGI	DBYA	09/17 →
POLO VI 1.0 TSI	CHZJ, DGTG	06/17 →
POLO VI 1.6 TDI	DGTC, CAVA	11/17 →
SHARAN II 1.4 TSI	CAVA, CFFA	05/10 →
SHARAN II 1.8 TSI	CDA	11/11 →
SHARAN II 2.0 TDI	CFFA, CFFA	05/10 →
SHARAN II 2.0 TDI 4motion	CFFA, BWK	05/11 →
SHARAN II 2.0 TSI	CCZA	12/10 →
TIGUAN I 1.4 [CHN]	CFBA	11/11 →
TIGUAN I 1.4 TSI	BWK, BWK	05/08 →
TIGUAN I 1.4 TSI 4motion	BWK, CBAB	09/07 →
TIGUAN I 1.8 [CHN]	CEAA	12/09 →
TIGUAN I 2.0 TDI	CBAB, CBAA	03/08 →
TIGUAN I 2.0 TDI 4motion	CBAA, CAWA	09/07 →
TIGUAN I 2.0 TFSI	CCTB	05/08 →
TIGUAN I 2.0 TFSI 4motion	CAWA, CCZB	09/07 →
TIGUAN I 2.0 TSI 4motion	CCZB, B37D15A	05/11 →
TIGUAN II 2.0 TDI	CUVE	05/15 →

BMW		
2 216 d	B37C15A	03/14 →
2 216 i	B38A15A, B47C20A	09/14 →
2 218 d	B47C20A, B38A15A	11/13 →
2 218 d xDrive	B47C20A	12/14 →
2 218 i	B38A15A, B47C20A	11/13 →
2 220 d	B47C20A, B47C20A	10/12 →
2 220 d xDrive	B47C20A, B48A20A	03/14 →
2 220 i	B48A20A, B47D20B	10/13 →
2 225 d	B47D20B, B47D20A	01/14 →
2 225 i	B48A20B	11/13 →
2 225 i xDrive	B48A20B	03/14 →
2 225 xe	B38A15A	11/14 →
2 228 i	N20B20A	07/14 →
2 230 i	B48B20B	09/15 →
2 M 235 i	N55B30A	10/13 →
2 M 235 i xDrive	N55B30A	07/14 →
2 M 240 i	B58B30A	09/15 →
2 M 240 i xDrive	B58B30A	09/15 →
2 M2	N55B30A	11/15 → 06/18
3 VI 316 d	B47D20A, B47D20A	05/11 →
3 VI 316 i	N13B16A	03/12 → 08/16
3 VI 316 Li [CHN]	N13B16A	10/12 →
3 VI 318 d	B47D20A, B47D20A	05/11 →
3 VI 318 d xDrive	B47D20A, B47D20A	11/12 →
3 VI 318 i	B38B15A	01/15 →
3 VI 320 d	B47D20A, B47D20A	03/11 →
3 VI 320 d xDrive	B47D20A, B48B20A	05/11 →
3 VI 320 i	B48B20A, B48B20A	04/11 →
3 VI 320 i xDrive	B48B20A, B47D20B	05/11 →
3 VI 320 Li [CHN]	--	02/12 →
3 VI 325 d	B47D20B, N20B20A	07/12 →
3 VI 328 d [USA]	--	10/11 →
3 VI 328 d xDrive [USA]	--	10/11 →
3 VI 328 i	N20B20A, N20B20A	04/11 → 07/16
3 VI 328 i xDrive	N20B20A, B46B20B	05/11 → 07/16
3 VI 328 i xDrive [USA]	--	10/11 →
3 VI 328 Li [CHN]	N20B20A	10/11 →
3 VI 328 Li xDrive [CHN]	--	10/11 →
3 VI 330 d	N57D30A	01/12 →
3 VI 330 d xDrive	N57D30A	01/12 →
3 VI 330 e	B48B20A	02/15 →
3 VI 330 i	B46B20B, N55B30A	09/14 →
3 VI 330 i xDrive	B46B20B	10/14 →
3 VI 335 d xDrive	N57D30B	11/12 →
3 VI 335 i	N55B30A, N55B30A	04/11 →
3 VI 335 i xDrive	N55B30A, B58B30A	04/11 →
3 VI 335 Li [CHN]	N55B30A	10/11 →
3 VI 340 i	B58B30A, B58B30A	10/14 →
3 VI 340 i xDrive	B58B30A, B47D20A	10/14 →
3 VI ActiveHybrid	N55B30A	11/11 → 05/15
3 VI M3	S55B30A	04/12 →
3 VI M3 Competition	S55B30A	03/16 →
3 VI M3 CS	S55B30A	01/18 →
4 418 d	B47D20A, B47D20A	03/14 →
4 418 i	B38B15A	07/15 →
4 420 d	B47D20A, B47D20A	07/13 →
4 420 d xDrive	B47D20A, B48B20A	11/13 →
4 420 i	B48B20A, B48B20A	11/13 →
4 420 i xDrive	B48B20A, B47D20B	11/13 →
4 425 d	B47D20B, N20B20A	01/14 →
4 428 i	N20B20A, N20B20A	07/13 →
4 428 i xDrive	N20B20A, N57D30A	07/13 →
4 430 d	N57D30A, N57D30A	10/13 →
4 430 d xDrive	N57D30A, B48B16A	11/13 →
4 430 i	B48B20B	03/16 →
4 430 i xDrive	B48B20B	03/16 →
4 435 d xDrive	N57D30B	11/13 →
4 435 i	N55B30A	07/13 →
4 435 i xDrive	N55B30A	07/13 →
4 440 i	B58B30A	03/16 →
4 440 i xDrive	B58B30A	03/16 →
4 M4	S55B30A	01/14 →
4 M4 Competition	S55B30A	03/16 →
4 M4 CS	S55B30A	09/16 →
4 M4 GT	S55B30A	03/16 → 02/17
5 IV 518d [ExtraEU]	B47D20B	07/18 →
5 IV 518d Touring [ExtraEU]	B47D20B	07/18 →
5 VI 525 d	N47D20D(N4751)	01/11 → 10/16
5 VI 520 d	B47D20A	09/16 →
5 VII 520 d xDrive	B47D20A	09/16 →
5 VII 520 i	B48B16A, B46B20B	07/17 →
5 VII 525 d	B47D20B	07/17 →
5 VII 530 d	B57D30A	09/16 →
5 VII 530 d xDrive	B57D30A	09/16 →
5 VII 530 e iPerformance	B48B20B	03/17 →
5 VII 530 i	B46B20B, B46B20B	09/16 →
5 VII 530 i xDrive	B46B20B, B47D20B	09/16 →
5 VII 540 d xDrive	B57D30B	07/17 →

BMW		
5 VII 540 i	B58B30A	09/16 →
5 VII 540 i xDrive	B58B30A	09/16 →
5 VII M 550 d xDrive	B57D30C	06/17 →
5 VII M 550 i xDrive	N63B44C	03/17 →
5 VII M5 Competition M xDrive	S63B44B	07/18 →
5 VII M5 M xDrive	S63B44B	09/17 →
6 IV 620d Gran Turismo [ExtraEU]	B47D20B	07/18 →
6 IV 620d xDrive Gran Turismo [ExtraEU]	B47D20B	07/18 →
6 IV GT 620 d	B47D20B	07/18 →
6 IV GT 630 d	B57D30A	06/17 →
6 IV GT 630 d xDrive	B57D30A	06/17 →
6 IV GT 630 i	B48B20B	06/17 →
6 IV GT 640 d xDrive	B57D30B	11/17 →
6 IV GT 640 i	B58B30A	06/17 →
6 IV GT 640 i xDrive	B58B30A	06/17 →
7 VI 725 d, Ld	B47D20B, IB1P25B	09/15 →
7 VI 730 d	B57D30A	09/15 →
7 VI 730 d xDrive	B57D30A	09/15 →
7 VI 730 d, Ld xDrive	B57D30A	09/15 →
7 VI 730 i, Li	B48B20B	02/16 →
7 VI 740 d, Ld xDrive	B57D30B	11/15 →
7 VI 740 i, Li	B58B30A	09/15 →
7 VI 740 i, Ld xDrive	B58B30A	03/16 →
7 VI 750 d, Li xDrive	B57D30C	07/16 →
7 VI 750 i, Li	N63B44C	11/15 →
7 VI 750 i, Li xDrive	N63B44C	09/15 →
7 VI M 760 Li xDrive	N74B66B	01/16 →
I3 Electric	IB1P25B, IB1P25B	08/13 →
I3 Range Extender	IB1P25B, B38K15A	08/13 →
I3 s Range Extender	W20K06A	11/17 →
I8 hybrid	B38K15A, B47C20A	03/14 →
X1 sDrive 16 d	B37C15A	11/14 →
X1 sDrive 18 d	B47C20A, B38A15A	11/14 →
X1 sDrive 18 i	B38A15A, B47C20A	11/14 →
X1 sDrive 20 d	B47C20A, B47C20A	01/15 →
X1 sDrive 20 i	B48A20A	11/14 →
X1 sDrive 18 d	B47C20A, B47C20A	11/14 →
X1 sDrive 20 d	B47C20A, B47C20A	11/14 →
X1 sDrive 20 i	B48A20B	11/14 →
X1 sDrive 25 i	B48A20B	11/14 →
X2 sDrive 18 d	B47C20A, B47C20A	03/18 →
X2 sDrive 18 i	B38A15A	03/18 →
X2 sDrive 20 i	B48A20A	11/17 →
X2 X2 sDrive 18d [ExtraEU]	B47C20A, B58B30A	03/18 →
X2 X2 sDrive 18d [ExtraEU]	B47C20B	03/18 →
X2 sDrive 18 d	B47C20B	03/18 →
X2 sDrive 20 d	B47C20A	11/17 →
X2 sDrive 20 i	B48A20A	03/18 →
X2 sDrive 25 d	B47C20B	11/17 →
X3 III sDrive 18 d	B47D20A	04/18 →
X3 III sDrive 20 i	B48B20A	12/17 →
X3 III sDrive 20 i 1.6	B48B16A	12/17 →
X3 III sDrive 20 d	B47D20A	10/17 →
X3 III sDrive 20 i	B48B20A	03/18 →
X3 III sDrive 25 d	B47D20B	04/18 →
X3 III sDrive 30 i	B48B20B	12/17 →
X3 III sDrive 30d	B57D30A	07/17 →
X3 III sDrive M40 d	B57D30B	08/18 →
X3 III sDrive M40 i	B58B30A, B47D20B	10/17 →
X4 M40 d xDrive	B57D30B	04/18 →
X4 M40 i xDrive	B58B30A	04/18 →
X4 sDrive 20 d	B47D20A	04/18 →
X4 sDrive 20 i	B48B20A	04/18 →
X4 sDrive 25 d	B47D20B	04/18 →
X4 sDrive 30 d	B57D30A	09/18 →
X4 sDrive 30 i	B48B20B	04/18 →
X5 III M	S63B44B	12/14 →
X5 III M 50 d	N57D30C	07/13 →
X5 III sDrive 25 d	B47D20B, B47D20B	11/13 →
X5 III sDrive 35 i [USA]	N55B30A	01/13 →
X5 III X5 sDrive 28i	N20B20A	09/15 →
X5 III sDrive 25 d	B47D20B, N57D30A	11/13 →
X5 III sDrive 30 d	N57D30A, N57D30B	07/13 →
X5 III sDrive 35 d [USA]	N57D30A	01/13 →
X5 III sDrive 35 i	N55B30A	11/13 →
X5 III sDrive 40 d	N57D30B, N57D30A	12/13 →
X5 III sDrive 40e	N20B20A	09/15 →
X5 III sDrive 50 i	N63B44B	07/13 →
X5 III sDrive 50i	N63B40A	07/13 →
X6 II 35 i [USA]	N55B30A	08/14 →
X6 II M	S63B44B	12/14 →
X6 II M 50 d	N57D30C	08/14 →
X6 II sDrive 30 d	N57D30A, N55B30A	08/14 →
X6 II sDrive 35 i	N55B30A, N63B40A	12/14 →

7.1312



BRAKE/CLUTCH PEDAL SWITCHES

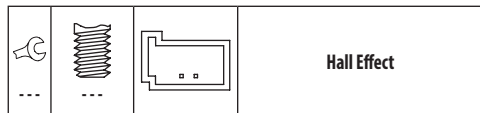

Adatt./Suitable:

BMW
35 00 6 876 896
6 876 896
61 31 9 240 076
9 240 076

MINI
35 00 6 876 896
61 31 9 240 076

- NEW - ITEM NOW AVAILABLE FROM PRODUCTION**
- NUOVO - ARTICOLO ORA DISPONIBILE PER LA VENDITA
- NOUVEAU - ARTICLE DISPONIBLE EN PRODUCTION COURANTE
- NEU - JETZT ZUM VERKAUF VERFÜGBARER ARTIKEL
- NUEVO - ARTICULO AHORA DISPONIBLE EN PRODUCCION

MARKET DIFFUSION: MEDIUM



Hall Effect

BMW		
1 I 125i Flex	N20B20A	08/14 →
1 I 114 d	B37D15A, B37D15A	07/12 →
1 I 114 i	N13B16A	11/11 →
1 I 116 d	B37D15A, B38B15A	12/10 →
1 I 116 i	B38B15A, B47D20A	12/10 →
1 I 118 d	B47D20A, B47D20A	12/10 →
1 I 118 d xDrive	B47D20A, B38B15A	05/13 →
1 I 118 i	B38B15A, B47D20A	11/10 →
1 I 120 d	B47D20A, B47D20A	12/10 →
1 I 120 d xDrive	B47D20A, B48B20A	01/11 →
1 I 120 i	B48B20A, B47D20B	03/15 →
1 I 125 d	B47D20B, B48B20B	08/11 →
1 I 125 i	B48B20B, N55B30A	08/11 →
1 I M 135 i	N55B30A, N55B30A	11/11 →
1 I M 135 i xDrive	N55B30A, B38A15A	02/12 →
1 I M 140 i	B58B30A	09/15 →
1 I M 140 i xDrive	B58B30A	09/15 →
2 214 d	B37C15A	07/14 → 02/18

BMW		
X6 II xDrive 40 d	N57D30B	12/14 →
X6 II xDrive 50 i	N63B40A, B36A15A	08/14 →
X6 II xDrive 50 i [USA]	N63B44B	08/14 →
MINI		
MINI III Cooper	B36A15A, B37C15A	09/13 →
MINI III Cooper ALL4	B38A15A	10/16 →
MINI III Cooper D	B37C15A, B46A20A	10/13 →
MINI III Cooper D ALL4	B47C20A	10/16 →
MINI III Cooper S	B46A20A, B46A20A	09/13 →
MINI III Cooper S ALL4	B46A20A, B46A20A	04/15 →
MINI III Cooper S JCW	B46A20A, B47C20A	09/13 →
MINI III Cooper S JCW ALL4	B48A20A	11/14 →
MINI III Cooper SD	B47C20A, B47C20A	09/13 →
MINI III Cooper SD ALL4	B47C20A, B38A12A	04/15 →
MINI III Cooper SE ALL4	B38A15A	01/17 →
MINI III John Cooper Works	B48A20B	03/15 →
MINI III John Cooper Works ALL4	B48A20B	01/17 →
MINI III One	B38A12A, B38A12A	04/14 →
MINI III One D	B37C15A	02/14 →
MINI III One First	B38A12A, N47D20A	06/14 →

BMW		
2 216 d	B37C15A	03/14 →
2 216 i	B38A15A, B47C20A	09/14 →
2 218 d	B47C20A, B38A15A	11/13 →
2 218 d xDrive	B47C20A	12/14 →
2 218 i	B38A15A, B47C20A	11/13 →
2 220 d	B47C20A, B48A20A	10/12 →
2 220 i	B48A20A, M43B16(164E3)	10/13 →
2 228 i	N20B20A	07/14 →
2 230 i	B48B20B	09/15 →
2 M 235 i	N55B30A	10/13 →
2 M 240 i	B58B30A	09/15 →
3 IV 316 Ci	M43B16(164E3), M43B164E3	04/00 →
3 IV 316 i	M43B164E3, N40B16A	04/00 → 02/05
3 IV 316 ti	N40B16A, M43B19(194E1)	06/01 → 02/05
3 IV 318 Ci	M43B19(194E1), M47D20(204D1)	12/00 → 12/07
3 IV 318 d	M47D20(204D1), M43B19(194E1)	09/01 → 02/05
3 IV 318 i	M43B19(194E1), N42B20A	09/01 → 02/05
3 IV 318 td	M47D20(204D4)	03/03 → 02/05
3 IV 318 ti	N42B20A, M52B20(20654)	03/01 → 12/04
3 IV 320 Cd	M47D20(204D4)	11/03 → 12/07
3 IV 320 Ci	M52B20(20654), M47D20(204D1)	01/00 → 12/07
3 IV 320 d	M47D20(204D1), M52B20(20654)	03/00 → 02/05
3 IV 320 i	M52B20(20654), M47D20(204D4)	09/00 → 02/05
3 IV 320 td	M47D20(204D4), M52B25(25654)	09/01 → 02/05
3 IV 323 Ci	M52B25(25654), -(24653)	04/99 → 09/00
3 IV 323 i	-(24653), M54B25(25655)	03/98 → 12/03
3 IV 325 Ci	M54B25(25655), -(24654)	09/00 →
3 IV 325 i	-(24654), M57D30(306D1)	09/00 →
3 IV 325 ti	M54B25(25655)	06/01 → 02/05
3 IV 325 xi	M54B25(25655)	09/00 → 02/05
3 IV 328 Ci	M52B28(28652)	04/99 → 06/00
3 IV 328 i	M52B28(28652)	02/98 → 06/00
3 IV 330 Cd	M57D30(306D2)	03/03 → 12/07
3 IV 330 Ci	M54B30(30653)	06/00 → 12/07
3 IV 330 d	M57D30(306D1), M54B30(30653)	03/03 → 02/05
3 IV 330 i	M54B30(30653), M57D30(306D1)	06/00 → 04/05
3 IV 330 xd	M57D30(306D1), N43B16A	01/00 → 05/05
3 IV 330 xi	M54B30(30653)	06/00 → 07/06
3 IV 330i Coupe Xi [ExtraEU]	N52B30A	09/06 → 09/08
3 V 316 d	N47D20C	07/09 → 06/12
3 V 316 i	N43B16A, M47D20(204D4)	09/05 → 12/13
3 V 318 d	M47D20(204D4), N43B20A	03/05 → 06/12
3 V 318 i	N43B20A, M47D20(204D4)	03/05 → 12/13
3 V 320 d	M47D20(204D4), N47D20C	12/04 → 12/13
3 V 320 d xDrive	N47D20C, N43B20A	02/08 → 06/13
3 V 320 i	N43B20A, --	06/04 → 12/13
3 V 320 si	N45B20A	09/05 → 08/06
3 V 320 xd	--, N52B25A	03/07 →
3 V 323 i	N52B25A, M57D30(306D3)	09/05 →
3 V 325 d	M57D30(306D3), N52B25A	09/06 → 12/13
3 V 325 i	N52B25A, N52B25A	12/04 →
3 V 325 i xDrive	N52B25A, N52B25A	09/08 → 12/13
3 V 325 xi	N52B25A, N51B30A	01/05 →
3 V 328 i	N51B30A, N51B30A	07/05 →
3 V 328 xi	N51B30A, M57D30(306D3)	09/06 →
3 V 330 d	M57D30(306D3), N52B30A	12/04 → 12/13
3 V 330 d xDrive	N57D30A	09/08 → 06/13
3 V 330 i	N52B30A, M57D30(306D3)	12/04 → 12/13
3 V 330 i xDrive	N53B30A	09/07 → 06/13
3 V 330 xd	M57D30(306D3), N52B30A	09/05 → 06/12
3 V 330 xi	N52B30A, N54B30A	09/05 → 12/13
3 V 335 i	N54B30A, N54B30A	11/05 → 10/13
3 V 335 i xDrive	N54B30A, N54B30A	05/08 → 12/13
3 V 335 xi	N54B30A, B47D20A	09/06 → 02/10
3 V M	S65B40A	03/07 → 12/13
3 V M3	S65B40A	03/07 → 10/13
3 VI 316 d	B47D20A, B47D20A	05/11 →
3 VI 316 i	N13B16A	03/12 → 08/16
3 VI 316 Li [CHN]	N13B16A	10/12 →
3 VI 318 d	B47D20A, B47D20A	05/11 →

BMW		
3 VI 318 d xDrive	B47D20A, B47D20A	11/12 →
3 VI 318 i	B38B15A	01/15 →
3 VI 320 d	B47D20A, B47D20A	03/11 →
3 VI 320 d xDrive	B47D20A, B48B20A	05/11 →
3 VI 320 i	B48B20A, B48B20A	04/11 →
3 VI 320 i xDrive	B48B20A, B47D20B	05/11 →
3 VI 325 d	B47D20B, N20B20A	07/12 →
3 VI 328 i	N20B20A, B46B20B	04/11 → 07/16
3 VI 328 i xDrive	N20B20A	05/11 → 07/16
3 VI 330 i	B46B20B, N55B30A	09/14 →
3 VI 335 i	N55B30A, N55B30A	04/11 →
3 VI 335 i xDrive	N55B30A, B47D20A	04/11 →
3 VI 340 i	B58B30A	10/14 →
3 VI 340 i xDrive	B58B30A	10/14 →
3 VI M3 Competition	S55B30A	03/16 →
4 418 d	B47D20A, B47D20A	03/14 →
4 418 i	B38B15A	07/15 →
4 420 d	B47D20A, B47D20A	07/13 →
4 420 d xDrive	B47D20A, B48B20A	11/13 →
4 420 i	B48B20A, B48B20A	11/13 →
4 420 i xDrive	B48B20A, B47D20B	11/13 →
4 425 d	B47D20B, N20B20A	01/14 →
4 428 i	N20B20A, N20B20A	07/13 →
4 428 i xDrive	N20B20A, N57D30A	07/13 →
4 430 d	N57D30A, N57D30A	10/13 →
4 430 d xDrive	N57D30A, M47D20(204D4)	11/13 →
4 430 i	B48B20B	03/16 →
4 435 d xDrive	N57D30B	11/13 →
4 435 i	N55B30A	07/13 →
4 435 i xDrive	N55B30A	07/13 →
4 440 i	B58B30A	03/16 →
4 440 i xDrive	B58B30A	03/16 →
4 M4	S55B30A	01/14 →
4 M4 Competition	S55B30A	03/16 →
5 IV 520 i	M54B22651	09/00 → 12/03
5 IV 523 i	M52B25654	09/96 → 08/00
5 VI 518 d	B47D20A, B47D20A	10/12 →
5 VI 520 d	B47D20A, B47D20A	01/09 →
5 VI 520 d xDrive	B47D20A, N20B20A	01/13 →
5 VI 520 i	N20B20A, N52B25A	10/10 →
5 VI 520Li [CHN]	N20B20D	01/09 →
5 VI 523 i	N52B25A, N47D20D	01/09 → 08/11
5 VI 523Li [CHN]	N52B25AF	01/09 →
5 VI 525 d	N47D20D, N20B20A	11/09 →
5 VI 525 d xDrive	N47D20D	01/11 →
5 VI 525Li [CHN]	N20B20A	09/11 →
5 VI 528 i	N20B20A, N57D30A	01/09 →
5 VI 528Li [CHN]	N20B20C	09/10 →
5 VI 530 d	N57D30A, N57D30A	01/09 →
5 VI 530 d xDrive	N57D30A, N52B30A	07/10 →
5 VI 530 Hybrid [CHN]	--	01/13 →
5 VI 530 i	N52B30A, N57D30B	06/09 → 06/13
5 VI 530Li [CHN]	N52B30AF	09/10 →
5 VI 535 d	N57D30B, N55B30A	03/10 →
5 VI 535 d xDrive	N57D30B	01/11 →
5 VI 535 i	N55B30A, N55B30A	01/09 →
5 VI 535 i xDrive	N55B30A, N63B44A	03/10 →
5 VI 535Li [CHN]	N55B30A	01/09 →
5 VI 550 i	N63B44A, N63B44A	01/09 →
5 VI 550 i xDrive	N63B44A, N52B30A	08/10 → 10/16
5 VI M 550 d xDrive	N57D30C	10/10 → 10/16
5 VI M5	S63B44B	10/10 → 10/16
5 VI M5 Competition	S63B44B	02/13 → 10/16
5 VI M5 Edition 30	S63B44B	07/14 → 10/16
5 V 520 d	M47D20(204D4), M5422651	02/05 → 05/10
5 V 520 i	M5422651, N46B20B	07/03 →
5 V 520Li	N46B20B, N52B25A	09/07 →
5 V 523 i	N52B25A, N52B25A	10/04 →
5 V 523Li	N52B25A, M57D25(256D2)	07/05 →
5 V 525 d	M57D25(256D2), M57D30(306D3)	03/04 →
5 V 525 d xDrive	M57D30(306D3), M54B25(25655)	09/07 → 05/10
5 V 525 i	M54B25(25655), M57D30(306D3)	09/03 →
5 V 525 i xDrive	N53B30A	09/08 → 12/10
5 V 525 xd	M57D30(306D3), N52B25A	11/06 → 09/08
5 V 525 xi	N52B25A, M57D30(306D2)	07/05 →
5 V 528 i	N52B30A	09/08 → 12/09
5 V 528 xi	N52B30A	03/07 →
5 V 530 d	M57D30(306D2), M57D30(306D3)	09/02 → 05/10
5 V 530 d xDrive	M57D30(306D3), M5430653	09/07 → 05/10
5 V 530 i	M5430653, M57D30(306D3)	12/01 →
5 V 530 i xDrive	N53B30A	09/08 → 05/10

7.1314  **1**

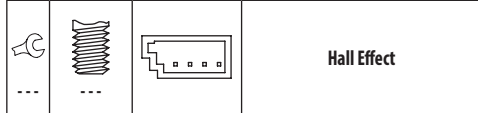
BRAKE/CLUTCH PEDAL SWITCHES

Adatt./Suitable:
BMW
 61 31 0 141 210
 61 31 6 905 898
 61 31 6 905 900
 61 31 9 122 702
 61 31 9 231 129
MINI
 61 31 0 141 210
 61 31 6 905 900
 61 31 9 122 702
 61 31 9 231 129

NEW - ITEM NOW AVAILABLE FROM PRODUCTION

- NUOVO - ARTICOLO ORA DISPONIBILE PER LA VENDITA
- NOUVEAU - ARTICLE DISPONIBLE EN PRODUCTION COURANTE
- NEU - JETZT ZUM VERKAUF VERFÜGBARER ARTIKEL
- NUEVO - ARTICULO AHORA DISPONIBLE EN PRODUCCION

MARKET DIFFUSION: HIGH



ALPINA		
B6 4.4 Biturbo 4x4 [USA]	N63M20A	03/14 →
BMW		
1 1116 d	N47D20A, N43B16A	11/08 → 09/12
1 1116 i	N43B16A, M47D20(204D4)	11/03 → 12/11
1 1118 d	M47D20(204D4), N43B20A	11/03 → 12/13
1 1118 i	N43B20A, M47D20(204D4)	07/04 → 12/13
1 1120 d	M47D20(204D4), N43B20A	03/03 → 12/13
1 1120 i	N43B20A, N47D20B	11/03 → 12/13
1 1123 d	N47D20B, N52B30A	03/07 → 12/13
1 1125 i	N52B30A, N51B30A	10/07 →
1 1125i Flex	N20B20A	08/14 →
1 1128 i	N51B30A, N52B30A	03/08 →
1 1130 i	N52B30A, N54B30A	03/05 → 09/12
1 1135 i	N54B30A, N54B30A	10/07 → 12/13
1 1135i Cabrio	N54B30A, B37D15A	01/08 →
1 1 M	N54B30A	04/11 → 06/12
1 11 114 d	B37D15A, B37D15A	07/12 →
1 11 114 i	N13B16A	11/11 →
1 11 116 d	B37D15A, B38B15A	12/10 →
1 11 116 i	B38B15A, B47D20A	12/10 →
1 11 118 d	B47D20A, B47D20A	12/10 →
1 11 118 d xDrive	B47D20A, B38B15A	05/13 →
1 11 118 i	B38B15A, B47D20A	11/10 →
1 11 120 d	B47D20A, N47D20C	12/10 →
1 11 120 d xDrive	N47D20C, B48B20A	01/11 →
1 11 120 i	B48B20A, B47D20B	03/15 →
1 11 125 d	B47D20B, N20B20A	08/11 →
1 11 125 i	N20B20A, N55B30A	08/11 →
1 11 M 135 i	N55B30A, B38A15A	11/11 →
1 11 M 140 i	B58B30A	09/15 →
2 214 d	B37C15A	07/14 → 02/18

BMW		
5V 530 xd	M57D30(306D3), N52B30A	02/05 → 08/07
5V 530 xi	N52B30A, N52B30A	09/04 → 05/10
5V 530Li	N52B30A, M57D30(306D4)	07/05 →
5V 535 d	M57D30(306D4), N62B48A	09/04 → 12/10
5V 535 i	N54B30A	04/06 → 12/09
5V 535xi	N54B30A	03/07 →
5V 540 i	N62B40A	09/05 → 02/10
5V 545 i	N62B44A	09/03 → 12/10
5V 550 i	N62B48A, B47D20A	07/05 → 12/10
5V M5	S85B50A	09/04 → 12/10
5VII 520 d	B47D20A	09/16 →
6 II 630 i	N52B30A, N63B44A	02/04 → 07/10
6 II 635 d	M57D30(306D5)	07/07 → 07/10
6 II 645 Ci	N62B44A	01/04 → 08/05
6 II 650 i	N62B48B	07/05 → 07/10
6 II M	S85B50A	09/05 → 07/10
6 III 640 d	N57D30B	11/10 →
6 III 640 d xDrive	N57D30B	09/11 →
6 III 640 i	N55B30A	11/10 →
6 III 640 i xDrive	N55B30A	01/13 →
6 III 650 i	N63B44A, N63B40A	11/10 →
6 III 650 i xDrive	N63B40A, S63B44B	06/11 →
6 III 650 i xDrive 4.0	N63B40A	06/11 →
6 III M6	S63B44B, B47C20A	01/12 →
X1 sDrive 16 d	B37C15A	04/12 →
X1 sDrive 16 i	N20B16A	03/13 → 06/15
X1 sDrive 18 d	B47C20A, B38A15A	03/09 →
X1 sDrive 18 i	B38A15A, B47C20A	03/09 →
X1 sDrive 20 d	B47C20A, B47C20A	10/09 →
X1 sDrive 20 i	N20B20A	09/11 → 06/15
X1 sDrive 28 i [USA]	N20B20A	01/09 →
X1 xDrive 18 d	B47C20A, B47C20A	03/09 →
X1 xDrive 20 d	B47C20A, N47D20C	10/09 →
X1 xDrive 20 i	N20B20A	09/11 → 06/15
X1 xDrive 23 d	N47D20C, N20B20A	10/09 → 06/15
X1 xDrive 25 d	N47D20D	10/09 → 06/15
X1 xDrive 25 i	N52B30A	01/10 → 06/15
X1 xDrive 28 i	N20B20A, B47C20A	10/09 → 06/15
X1 xDrive 28 i Flex	N20B20A	04/11 → 06/15
X1 xDrive 35i	N55B30A	01/11 →
X2 sDrive 18 d	B47C20A, B47C20A	03/18 →
X2 sDrive 18 i	B38A15A	03/18 →
X2 X2 sDrive 18d [ExtraEU]	B47C20A, M47D20(204D4)	03/18 →
X2 X2 xDrive 18d [ExtraEU]	B47C20B	03/18 →
X2 xDrive 18 d	B47C20B	03/18 →
X3 I 2.0 d	M47D20(204D4), M54B25(256S5)	11/03 → 03/09
X3 I 2.0 i	N46B20B	07/05 → 08/08
X3 I 2.5 i	M54B25(256S5), N52B25A	01/04 → 08/06
X3 I 2.5 si	N52B25A, N52B25A	08/06 → 08/08
X3 I 2.5 si xDrive	N52B25A, M57D30(306D2)	08/06 → 08/08
X3 I 3.0 d	M57D30(306D2), M54B30(306S3)	01/04 → 08/08
X3 I 3.0 i xDrive	M54B30(306S3), N52B30A	01/04 → 08/06
X3 I 3.0 sd	M57D30(306D5)	09/06 → 08/08
X3 I 3.0 si	N52B30A, N47D20C	09/06 → 08/08
X3 I xDrive 18 d	N47D20C, N52B25A	09/08 → 12/11
X3 I xDrive 2.5si	N52B25BF	09/06 →
X3 I xDrive 20 d	N47D20C	09/07 → 08/10
X3 I xDrive 20 i	N46B20B	09/08 → 08/11
X3 I xDrive 25 i	N52B25A, M57D30(306D3)	09/08 → 08/10
X3 I xDrive 3.0si	N52B30B	09/06 →
X3 I xDrive 30 d	M57D30(306D3), N52B30A	09/08 → 08/10
X3 I xDrive 30 i	N52B30A, B47D20A	09/08 → 12/11
X3 II sDrive 18 d	B47D20A, N20B16A	08/11 →
X3 II sDrive 20 i	N20B16A, B47D20A	02/14 →
X3 II sDrive 28 i [USA]	N20B20A	01/13 →
X3 II xDrive 20 d	B47D20A, N20B20A	09/10 →
X3 II xDrive 20 i	N20B20A	09/11 →
X3 II xDrive 28 d	N47D20C	09/14 →
X3 II xDrive 28 i	N20B20A, N57D30A	04/11 →
X3 II xDrive 30 d	N57D30A, M57D30(306D1)	05/11 →
X3 II xDrive 35 d	N57D30B	09/11 →
X3 II xDrive 35 i	N55B30A	09/10 →
X5 I 3.0 d	M57D30(306D1), N46B20A	05/01 → 12/06
X5 I 3.0 i	M54B30(306S3)	05/00 → 12/06
Z4 I 2.0 i	N46B20A, M54B22(226S1)	03/05 → 02/09
Z4 I 2.2 i	M54B22(226S1), M54B25(256S5)	10/03 → 10/05
Z4 I 2.5 i	M54B25(256S5), N52B25A	02/03 →

BMW		
Z4 I 2.5 si	N52B25A, M54B30(306S3)	09/05 →
Z4 I 3.0 i	M54B30(306S3), N52B30A	02/03 →
Z4 I 3.0 si	N52B30A, N52B25A	01/06 →
Z4 II sDrive 18 i	N20B20A	04/13 →
Z4 II sDrive 20 i	N20B20A	09/11 →
Z4 II sDrive 23 i	N52B25A, N52B30A	05/09 →
Z4 II sDrive 28 i	N20B20A	09/11 →
Z4 II sDrive 30 i	N52B30A, N52B30B	05/09 →
Z4 II sDrive 35 i	N54B30A	05/09 →
Z4 II sDrive30i	N52B30B, W11B16A	05/09 →
Z SERIES Z4 sDrive 35i Cabrio [ExtraEU]	N54B30A	01/09 →
MINI		
MINI I Cooper	W10B16A	06/01 → 11/07
MINI I Cooper S	W11B16A, W10B14A	03/02 → 11/07
MINI I John Cooper Works	W11B16A	07/04 → 11/07
MINI I One	W10B14A, 1ND	06/01 → 11/07
MINI I One D	1ND, N12B16A	06/03 → 09/06
MINI I S Works	W11B16A	11/03 → 06/05
MINI I Works	W11B16A	11/03 → 09/06
MINI II Cooper	N12B16A, N16B16A	09/06 → 10/16
MINI II Cooper ALL4	N16B16A, 9HZ(DV6TED4)	11/12 → 10/16
MINI II Cooper D	9HZ(DV6TED4), N14B16A	11/06 → 10/16
MINI II Cooper D ALL4	N47C16A	01/10 → 09/16
MINI II Cooper S	N14B16A, N18B16A	10/06 → 10/16
MINI II Cooper S ALL4	N18B16A, N14B16A	08/10 → 10/16
MINI II Cooper S JCW	N18B16A	12/10 → 04/15
MINI II Cooper S John Cooper Works	N14B16A, N14B16C	11/06 → 02/10
MINI II Cooper SD	N47C20A	06/09 → 10/16
MINI II Cooper SD ALL4	N47C20A	01/10 → 09/16
MINI II John Cooper Works	N14B16C, N14B16C	11/07 → 09/16
MINI II John Cooper Works ALL4	N18B16C	04/11 → 10/16
MINI II John Cooper Works GP	N14B16C, N12B14A	09/12 → 11/13
MINI II John Cooper Works ALL4	N18B16C	11/12 →
MINI II One	N12B14A, 9HZ(DV6TED4)	11/06 → 09/16
MINI II One D	9HZ(DV6TED4), B36A15A	06/09 → 10/16
MINI III Cooper	B36A15A, B37C15A	09/13 →
MINI III Cooper ALL4	B38A15A	10/16 →
MINI III Cooper D	B37C15A, B46A20A	10/13 →
MINI III Cooper D ALL4	B47C20A	10/16 →
MINI III Cooper S	B46A20A, B46A20A	09/13 →
MINI III Cooper S ALL4	B46A20A, B46A20A	04/15 →
MINI III Cooper S JCW	B46A20A, B47C20A	09/13 →
MINI III Cooper S JCW ALL4	B48A20A	11/14 →
MINI III Cooper SD	B47C20A, B38A12A	09/13 →
MINI III John Cooper Works	B48A20B	03/15 →
MINI III John Cooper Works ALL4	B48A20B	01/17 →
MINI III One	B38A12A, B38A12A	04/14 →
MINI III One D	B37C15A	02/14 →
MINI III One First	B38A12A, CHZB	06/14 →

BRAKE/CLUTCH PEDAL SWITCHES

Adatt./Suitable:

AUDI

6CO 927 810
6CO 927 810 A

SEAT

6CO 927 810 A

SKODA

6CO 927 810
6CO 927 810 A

VW

6CO 927 810
6CO 927 810 A

NEW - AVAILABLE FROM:

• NUOVO - DISPONIBILE DA:

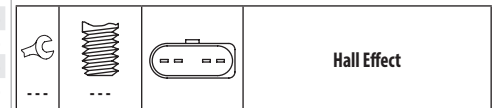
• NOUVEAU - DISPONIBLE EN:

• NEU - VERFUEGBAR AB:

• NUEVO - DISPONIBLE EN:

19/Q1

MARKET DIFFUSION: MEDIUM



AUDI		
A1 1.0 TFSI	CHZB, CZCA	03/15 → 10/18
A1 1.4 TDI	CUSB	11/14 → 10/18
A1 1.4 TFSI	CZCA, CHZB	11/14 →
A1 1.4 TSI	CZEA	11/14 → 10/18
A1 1.6 TDI	CXMA	11/14 → 10/18
A1 1.8 TFSI	DAJB	02/15 → 10/18
A1 S1 quattro	CWZA	03/14 → 10/18

SEAT		
IBIZA IV 1.0	CHYB	05/15 →
IBIZA IV 1.0 TSI	CHZB, CJZC	05/15 →
IBIZA IV 1.2 TSI	CJZC, CUSA	05/15 →
IBIZA IV 1.4 TDI	CUSA, CWVA	05/15 →
IBIZA IV 1.4 TSI	CZEA	11/15 →
IBIZA IV 1.6 SRE	CWVA, CHYB	07/15 →
IBIZA IV 1.8 TSI Cupra	DAJA	11/15 →
IBIZA V 1.0	CHYB, CHZB	01/17 →
IBIZA V 1.0 TGI	DBYA	11/17 →
IBIZA V 1.0 TSI	CHZL	01/17 →
IBIZA V 1.5 TSI	DADA	07/17 →
TOLEDO IV 1.0 TSI	CHZB, CJZC	05/17 →
TOLEDO IV 1.2 TSI	CJZC, CAXA	05/15 →
TOLEDO IV 1.4 TDI	CUSB	05/15 →
TOLEDO IV 1.4 TSI	CAXA, CHYA	07/12 →
TOLEDO IV 1.6	CFNA	07/13 →
TOLEDO IV 1.6 SRE	CWVA	05/15 →
TOLEDO IV 1.6 TDI	CXMA	05/15 →

SKODA		
FABIA III 1.0	CHYA, CHYA	08/14 →
FABIA III 1.0 LPG	CHYA, CHZB	08/14 →
FABIA III 1.0 TSI	CHZB, CJZC	05/17 →
FABIA III 1.2 TSI	CJZC, CUSA	08/14 →
FABIA III 1.4 TDI	CUSA, CWVA	08/14 →
FABIA III 1.6	CWVA, CHYA	01/15 →
RAPID 1.0 TSI	CHZB	06/17 →
RAPID 1.6 SRE	CWVA	05/15 →

VW		
POLO V 1.0	CHYA, CHZB	01/14 →
POLO V 1.0 TSI	CHZB, CJZC	11/14 →
POLO V 1.2 TSI	CJZC, CUSA	01/14 →
POLO V 1.2 TSI 16V	CJZC	02/14 →
POLO V 1.4 TDI	CUSA, CWVA	02/14 →
POLO V 1.4 TSI	CZEA	05/14 →
POLO V 1.6	CWVA, CWVA	07/14 →
POLO V 1.8 GTI	CWVA, DAJB	11/14 →



REVERSING LIGHT SWITCHES

-INTERRUTTORI LUCI RETROMARCIA -CONTACTEURS FEUX DE RECUL
-RÜCKFAHR-SCHEINWERFER-SCHALTER -INTERRUPTORES DE LUZ MARCHA ATRAS

(A) P/NRS. - NOTES

- CODICI - NOTE
- RÉFS. - NOTES
- ARTIKEL-NR. - ANMERKUNGEN
- CODIGOS - NOTAS

(B) PICTURE + TECHNICAL INFO

- FOTO + INFORMAZIONE TECNICA
- ILLUSTRATION + INFORMATION TECHNIQUE
- BILD + TECHNISCHE INFO
- FOTO + INFORMACIÓN TÉCNICA

(C) APPLICATION LIST

- GUIDA APPLICAZIONI
- LISTE D'APPLICATIONS
- ANWENDUNGSTABELLE
- LISTA DE APLICACIONES

7.6283 3

REVERSING LIGHT SWITCHES

Adatt./Suitable:

FORD
1 435 339
1 537 902
6S6T-15520-AA
9M5T-15520-AA

MAZDA
BC01-17-640

ITEM NOW AVAILABLE FROM PRODUCTION

- ARTICOLO ORA DISPONIBILE PER LA VENDITA
- ARTICLE DISPONIBLE EN PRODUCTION COURANTE
- JETZT ZUM VERKAUF VERFÜGBARER ARTIKEL
- ARTICULO AHORA DISPONIBLE EN PRODUCCION

1267 Seal coating on thread

- Rivestimento sigillante sulla filettatura
- Revêtement de scellement sur le filetage
- Beschichtungsmasse am Gewinde
- Revestimiento impermeabilizante en la rosca

MARKET DIFFUSION: HIGH

1

2

3

4

5

FORD			
B-MAX 1.0 EcoBoost	M1JA, M1JE, M1JH, SFJA, SFJB, SFJC, SFJD, YYJC	10/12	⇔
B-MAX 1.4	SPJD, SPJE	10/12	⇔
B-MAX 1.4 LPG	RJTC, RTJC	08/13	⇔
B-MAX 1.5 TDCi	UGJC, UGJG, XUJA, XUJB, ...	10/12	⇔

(A)

1 # FACET

2 OEM P/NRS.

- CODICI ORIGINALI
- RÉFS. D'ORIGINE
- ORIGINALTEILE-NR.
- CODIGOS ORIGINALES

3 PACKAGING SIZE

- FORMATO CONFEZIONE
- FORMAT DU CONDITIONNEMENT
- ABPACKENSGROSSE
- TAMAÑO DEL ENVASE

4 PRODUCT AVAILABILITY DATE

- DATA DI DISPONIBILITÀ DEL PRODOTTO
- DISPONIBILITÉ DU PRODUIT
- PRODUKTVERFUEGBARKEITSDATUM
- DISPONIBILIDAD ARTÍCULO

5 NOTE

- NOTE
- NOTES
- BERMERKUNGEN
- NOTAS

(B)

- 1 PICTURE**
- FOTO
 - PHOTO
 - BILD
 - FOTO

- 2 WRENCH**
- CHIAVE
 - CLÉ
 - SCHLÜSSELWEITE
 - LLAVE

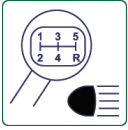
- 3 THREAD**
- FILETTATURA
 - FILET
 - GEWINDE
 - ROSCA

	Cylindrical -Cilindrica -Cylindrique -Zylindrisch -Cilindrico
	Conical -Conica -Conique -Konisch -Conico

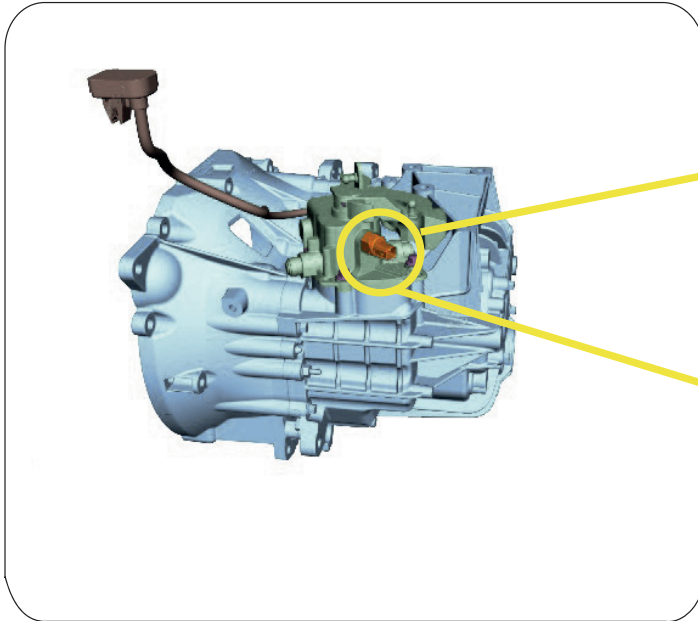
- 4 TYPE OF CONNECTION**
- TIPO DI CONNESSIONE
 - TYPE DE CONNEXION
 - ANSCHLUSSART
 - TIPO DE ENCHUFE

- 5 CIRCUIT**
- CIRCUITO
 - CIRCUIT
 - STROHMKREIS
 - CIRCUITO

	Normally closed -Normalmente chiuso -Normalement fermé -Normal geschlossen -Normalmente cerrado		Normally open -Normalmente aperto -Normalement ouvert -Normal offen -Normalmente abierto
Combined circuits -Circuiti combinati -Circuits combinés -Kombinierte Kreise -Circuitos combinados			



7.6XXX REVERSING LIGHT SWITCHES



These switches are used to turn on the reverse lights to illuminate the back area during manoeuvring, for example, for parking the car. Equipped with tip seal with flap of mineral oil on the driver's side and a shielded from the rain on the clamp side.

The main **causes of failure** of the product are:

- accelerated wear caused by cycles performed at high and low temperatures.
- deformation of the casing with respect to the metal body of the switch

Signs of malfunctions:

- progressive degradation of the switch through wear
- loss of tightness

Reversing light switches are designed and assembled to withstand the critical installation conditions inside the engine compartment. In particular, the following requirements shall be met:

- operating temperature: $-30^{\circ}\text{C} \div +120^{\circ}\text{C}$
- degree of protection: IP67 (entrance of dust not allowed and protection against temporary water immersion effects).

The water temperature transmitters undergo **qualification and endurance tests** to determine if the product is suitable for construction and sale:

- fast temperature cycling test
- sealing test

- voltage overload resistance
- resistance to vibrations
- endurance and aging test

When these tests have been passed and after the approval to manufacture has been given, the product, in the assembly process, is strictly checked through a series of cycles which include a **100% sensor resistance test**.

Structural components and operating principles

The Reversing Lights switches are made of a metal body, a metallic tip and a plastic housing. They are operated by a cam mounted on the gear shift.

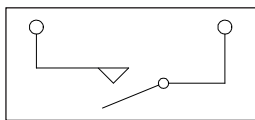
The metal body is provided with a threaded end on which is provided a hole to allow the push rod to slide through mechanical movement of the shaft of the gearbox. The threaded part can be equipped with a metal gasket or an o-ring to ensure a watertight seal.

On the metallic body there is a beaded plastic case in which pins or blades of connection are planted.

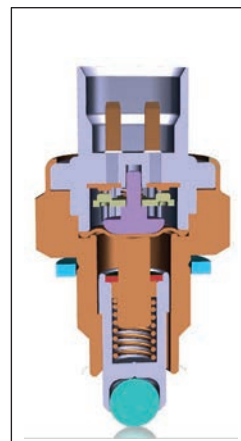
The internal elements of the device are protected from the oil thanks to a membrane in fluorine elastomer or nitrile. The force exerted by the tip deforms the membrane and activates the disc or contact of the movable plate, opening / closing the switch.

The reversing light switches normally have two terminals, but can be formed by four or more terminals. They may include:

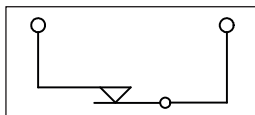
• 1 Circuit N / 0 normally open



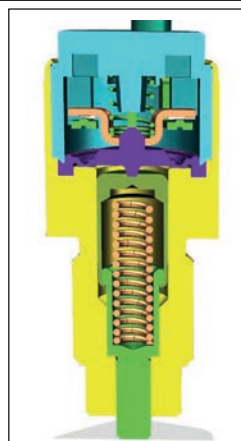
- The switch is closed by the contact between the slats of connection and the mobile disk of contact, acting on the tip and the disc moves the circuit closes.



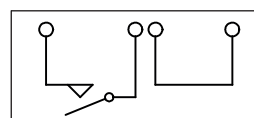
• 1 Circuit N / C normally closed



- The switch is closed by the contact between the slats of connection via the mobile plate, acting on the tip plate moves, and the circuit opens.

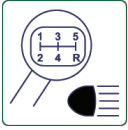


- 2 Circuits, one of which is N/0 and the other N/C
- 3 or more Circuits exchanging the circuit on a straight drive diversified and to identify the type of gear


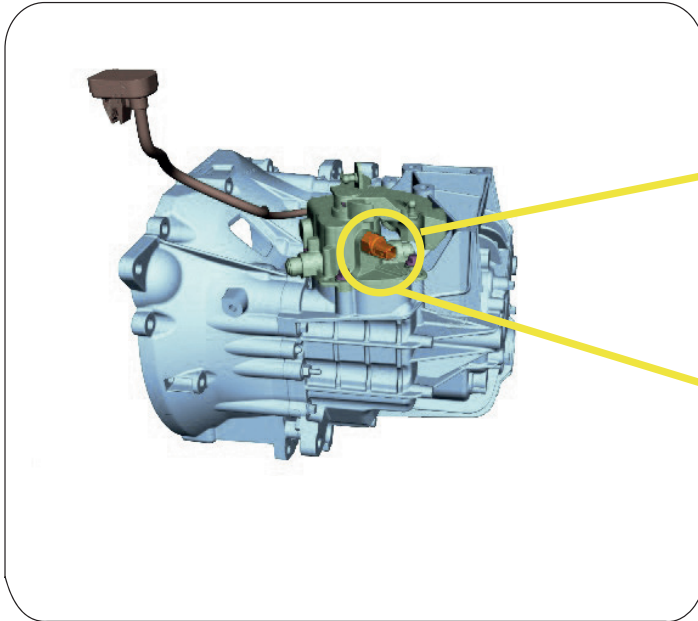


Installation instructions

Tightening torque of reversing light switch on bracket: 20 ± 1 Nm



7.6XXX INTERRUTTORI LUCI RETROMARCIA



Tali interruttori sono usati per accendere le luci retromarcia per illuminare la zona posteriore durante le operazioni di manovra, ad esempio per il parcheggio della vettura. Dotati di puntale con tenuta a un battente di olio minerale dal lato comando e tenuta alla pioggia dal lato serrafili.

Le **maggiori cause di malfunzionamento** del prodotto sono:

- Usura accelerata provocata da cicli eseguiti ad alta e bassa temperatura.
- Deformazione dell'involucro rispetto al corpo metallico dell'interruttore

Effetti del malfunzionamento:

- Degradazione dell'interruttore all'usura
- Perdita di ermeticità

Gli interruttori di pressione olio motore sono progettati e costruiti per sopportare le condizioni critiche di montaggio nel vano motore.

In particolare devono soddisfare i seguenti requisiti:

- Temperatura di funzionamento: $-30^{\circ}\text{C} \div +120^{\circ}\text{C}$
- grado di protezione: IP67

I sensori di pressione olio motore sono sottoposti a **rigorose prove di qualificazione e di durata** per stabilire se il prodotto è idoneo per essere costruito e venduto:

- Resistenza agli Cicli rapidi di temperatura
- Test di tenuta ermetica

- resistenza al sovraccarico di corrente
- resistenza alle vibrazioni e agli urti
- Test di resistenza e invecchiamento

Superate tali prove e concesso il benessere a produrre, durante l'assemblaggio il prodotto viene sottoposto a severi cicli di controllo che prevedono il **collaudo al 100%**.

Elementi costruttivi e principio di funzionamento

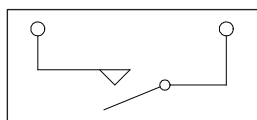
Gli interruttori retrofari sono costituiti da un corpo metallico un puntalino metallico e un involucro plastico. Sono azionati dalla camma montata sulla leva del cambio.

Il corpo metallico è dotato di un'estremità filettata sulla quale è ricavato un foro per permettere al puntale di scorrere tramite movimento meccanico dell'albero del cambio. La parte filettata può essere dotata di una guarnizione metallica o di un o-ring per garantire la tenuta stagna. Sul corpo metallico è bordato l'involucro plastico nel quale sono piantati perni o lamelle di collegamento.

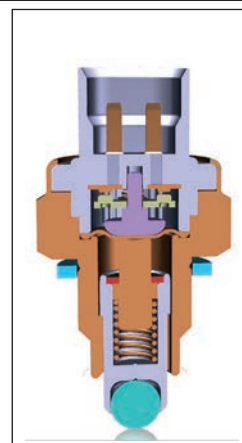
Gli elementi interni del dispositivo sono protetti dall'olio grazie ad una membrana in fluoro elastomero o nitrilica. La forza esercitata dal puntale deforma la membrana e aziona il disco o la piastrina mobile di contatto, aprendo/chiedendo l'interruttore.

Gli interruttori retrofari normalmente hanno due terminali, ma possono essere formati da quattro o più terminali. Possono essere a:

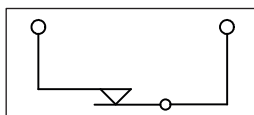
• 1 Circuito N/A normalmente aperto



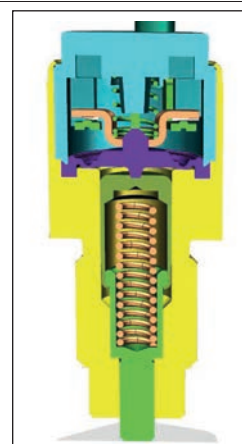
- L'interruttore è chiuso dal contatto tra le lamelle di collegamento e il disco mobile di contatto, agendo sul puntale il disco si sposta e il circuito si chiude.



• 1 Circuito N/A normalmente chiuso

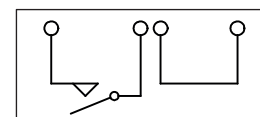


- L'interruttore è chiuso dal contatto tra le lamelle di collegamento tramite la piastrina mobile, agendo sul puntale la piastrina si sposta e il circuito si apre.



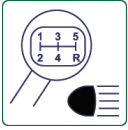
• 2 circuiti di cui uno N/A e l'altro N/C

- 3 o più circuiti scambiano il circuito a quote di azionamento diversificate e permettono di identificare il tipo di marcia inserita.

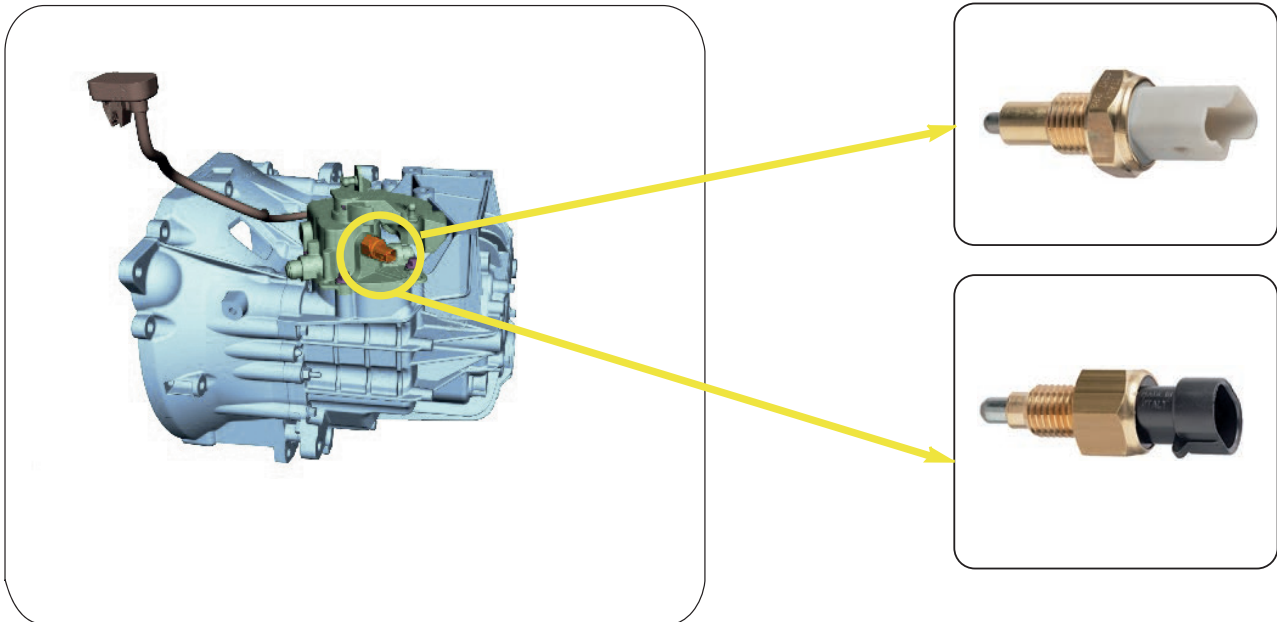


Istruzioni di montaggio

Coppia di serraggio degli interruttori sul monoblocco del motore: **20 ± 1 Nm**



7.6XXX CONTACTEURS FEUX DE RECUL



Ces contacteurs sont utilisés pour allumer les feux de recul en guise d'éclairage de la zone arrière durant des manœuvres, par exemple, pour parquer la voiture. Equipés d'une tige à étanchéité d'huile minérale du côté des commandes et à étanchéité contre la pluie du côté serre-câbles.

Principales **causes de dysfonctionnement:**

- Usure accélérée provoquée par des cycles effectués à hautes et basses températures.
- Déformation de l'enveloppe par rapport au corps métallique du contacteur

Conséquences du dysfonctionnement

- Dégradation du contacteur due à l'usure
- Perte d'étanchéité

Les contacteurs feux de recul sont conçus et fabriqués pour supporter les conditions de montage critiques sur le blocmoteur.

En particulier, ils doivent répondre aux caractéristiques suivantes:

- température de fonctionnement: $-30^{\circ}\text{C} \div +120^{\circ}\text{C}$
- degré de protection: IP67 (entrée de poussière interdite et protection contre les effets temporaires d'immersion dans l'eau).

Les contacteurs feux de recul sont soumis à des **essais de qualification et de durée rigoureux** pour établir si le produit est adéquat à la fabrication et à la vente:

- résistance aux cycles de température rapides
- test d'étanchéité
- résistance de surcharge de tension

- résistance aux vibrations
- tests de résistance et de vieillissement

A l'issue positive de ces essais et une fois l'autorisation de production accordée, le produit est soumis tout au long de son assemblage à de sévères cycles de contrôle envisageant le **test à 100%** de la sensibilité, de la capacité et de la résistance des capteurs.

Éléments et principes de fonctionnement

Les contacteurs des feux arrière sont constitués d'un corps métallique, d'une tige métallique et d'un boîtier en matière plastique. Ils sont commandés par une came montée sur le levier de changement de vitesse.

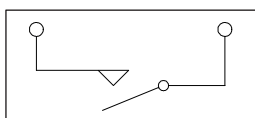
Le corps métallique est pourvu d'une extrémité fileté sur laquelle est pratiqué un trou pour permettre à la tige de poussée de coulisser par un mouvement mécanique de l'arbre de la boîte de vitesses. La partie fileté peut être équipé d'un joint d'étanchéité métallique ou un joint torique pour assurer l'étanchéité.

L'enveloppe plastique dans laquelle se trouvent des pivots ou des lamelles de connexion est montée sur le corps métallique.

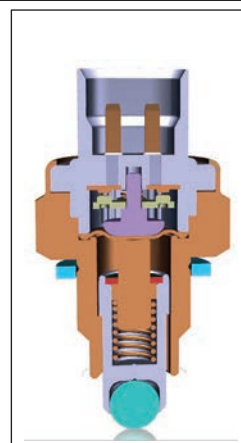
Les éléments internes du dispositif sont protégés de l'huile grâce à une membrane en élastomère de nitrile ou de fluorure. La force exercée par la tige déforme la membrane et active le disque ou la plaquette mobile de contact, ouvrant/fermant l'interrupteur.

Les contacteurs pour les feux arrière sont normalement munis de deux bornes, mais ils peuvent avoir quatre bornes ou plus. Ils peuvent être:

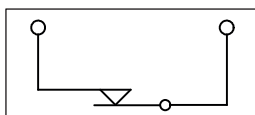
• 1 circuit N/O normalement ouvert



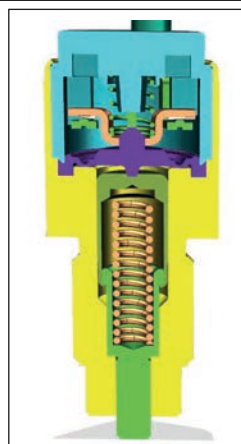
- le contacteur est fermé par le contact entre les lamelles de connexion et le disque mobile de contact ; en agissant sur la tige, le disque se déplace et le circuit se ferme.



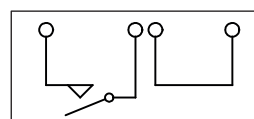
• 1 circuit N/C normalement fermé



- l'interrupteur est fermé par le contact entre les lamelles de connexion par la plaquette mobile ; agissant sur la tige, la plaquette se déplace et le circuit s'ouvre.

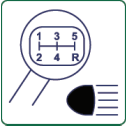


- 2 circuits, dont l'un est N/A et l'autre N/C
- 3 circuits ou plus échantent le circuit sur différents débits d'actionnement et permettent d'identifier la vitesse insérée.

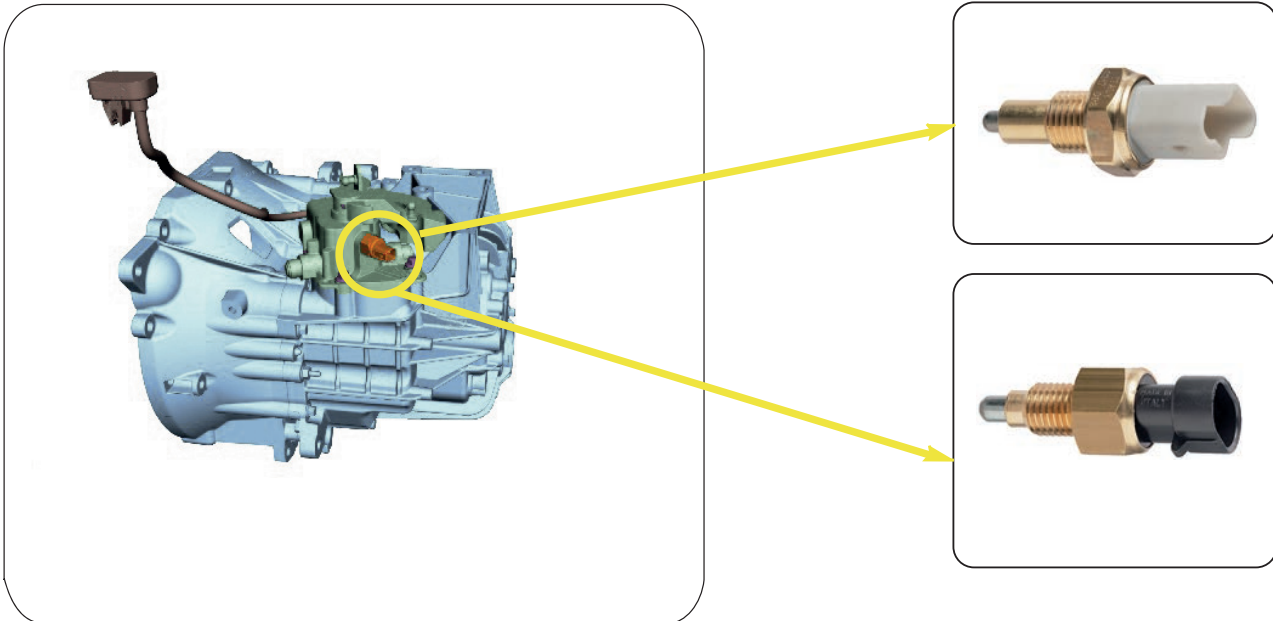


Instruction de montage

Couple de serrage des capteurs de pression d'huile sur le bloc cylindres du moteur: $20 \pm 1 \text{ Nm}$



7.6XXX RÜCKFAHR-SCHEINWERFER-SCHALTER



Solche Schalter werden benutzt, um die Rückfahrleuchten einzuschalten, um während verschiedener Manöver, wie etwa dem Autoparken, den hinteren Bereich zu beleuchten. Auf der Antriebsseite ist die Spitzendichtung an einer Dichtungsclappe für Mineralöl angebracht, auf der Seite mit der Verbindungsklemme eine regenabweisende Dichtung.

Hauptursachen für **Betriebsstörungen**:

- Beschleunigter Verschleiß, der durch die bei hohen und niedrigen Temperaturen durchgeführten Druckzyklen verursacht wird.
- Verformung des Gehäuses hinsichtlich des Metallgehäuses des Schalters

Auswirkungen der **Betriebsstörungen**:

- Progressive Degradation des Schalters durch Verschleiß
- Verlust der Dichtheit

Die Rückfahr-scheinwerfer-schalter sind so konstruiert und montiert, dass sie den kritischen Einbaubedingungen im Motorraum standhalten. Insbesondere sind folgende Anforderungen zu erfüllen:

- *Betriebstemperatur*:: -30°C ÷ +120°C
- Schutzart: IP67 (kein Staubeintritt und Schutz gegen zeitweilige Einwirkungen beim Eintauchen in Wasser).

Die Rückfahr-scheinwerfer-schalter werden **Qualitäts - und Haltbarkeitstests** unterzogen, um festzulegen, ob das Produkt für

Bau und Verkauf geeignet ist:

- Beständigkeit gegen starke Temperaturschwankungen
- Dichtheitsprüfung
- Spannungsüberlastungswiderstand
- Beständigkeit gegen Vibrationen
- pruebas de resistencia y envejecimiento

Bei positiven Prüfergebnissen und nach Erteilen der Produktionsgenehmigung erfolgen während der Montage strenge Kontrollzyklen auf dem Produkt, mit der **100% Abnahmeprüfung** in Bezug auf Empfindlichkeit, Leistungsfähigkeit und Widerstand der schalter.

Bauteile und Funktionsprinzip

Die Rückfahrscheinwerfer-Schalter bestehen aus einem Metallgehäuse, einer Metallspitze und einer Kunststoffhülle. Sie werden durch die Nocke betrieben, die auf dem Schalthebel angebracht ist.

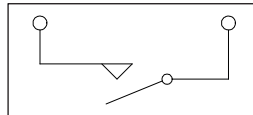
Das Metallgehäuse ist mit einem Gewindeende mit einem Loch versehen, damit die Spitze durch mechanische Bewegung des Getriebestutzens gleiten kann. Das Gewinde kann auch mit einer Metaldichtung oder einem O-Ring ausgestattet sein, um eine wasserdichte Abdichtung zu gewährleisten.

Das Metallgehäuse ist mit einem Kunststoffgehäuse, auf dem Stifte oder Verbindungslamellen angebracht sind, umrandet.

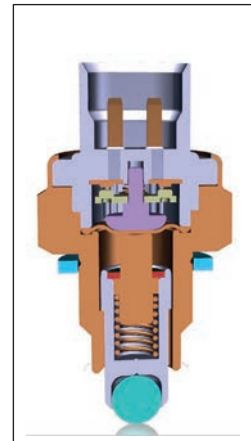
Die inneren Elemente der Vorrichtung sind dank einer Membran aus Fluoroelastomer oder Nitril vor dem Öl geschützt. Die von der Spitze ausgeübte Kraft deformiert die Membran und aktiviert die Scheibe oder die bewegliche Kontaktplatte, indem der Schalter geöffnet/ geschlossen wird.

Die Rücklichtschalter verfügen normalerweise über zwei Anschlüsse, sie können aber aus vier oder mehr Anschlüssen bestehen. Es gibt folgende Typen:

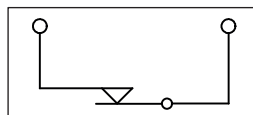
• 1 normal offen N/A- Schaltung



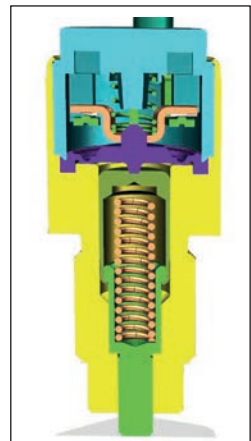
• der Schalter ist durch den Kontakt zwischen den Verbindungslamellen und der beweglichen Kontaktscheibe geschlossen. Indem auf die Spitze eingewirkt wird, bewegt sich die Scheibe und der Schaltkreis schließt sich.



• 1 normal geschlossen N/C-Schaltung

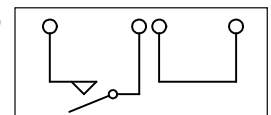


• der Schalter wird durch den Kontakt zwischen den Verbindungslamellen über die bewegliche Scheibe gesch eingewirkt wird, verschiebt sich die Scheibe und der Schaltkreis öffnet sich..



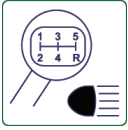
• 2 Schaltungen, die aus einer N/A- und einer N/C-Schaltung besteht

• 3 oder mehr Schaltungen wechseln die diversifizierte Antriebs-schaltungen aus und erlauben den eingelegten Gang zu identifizieren

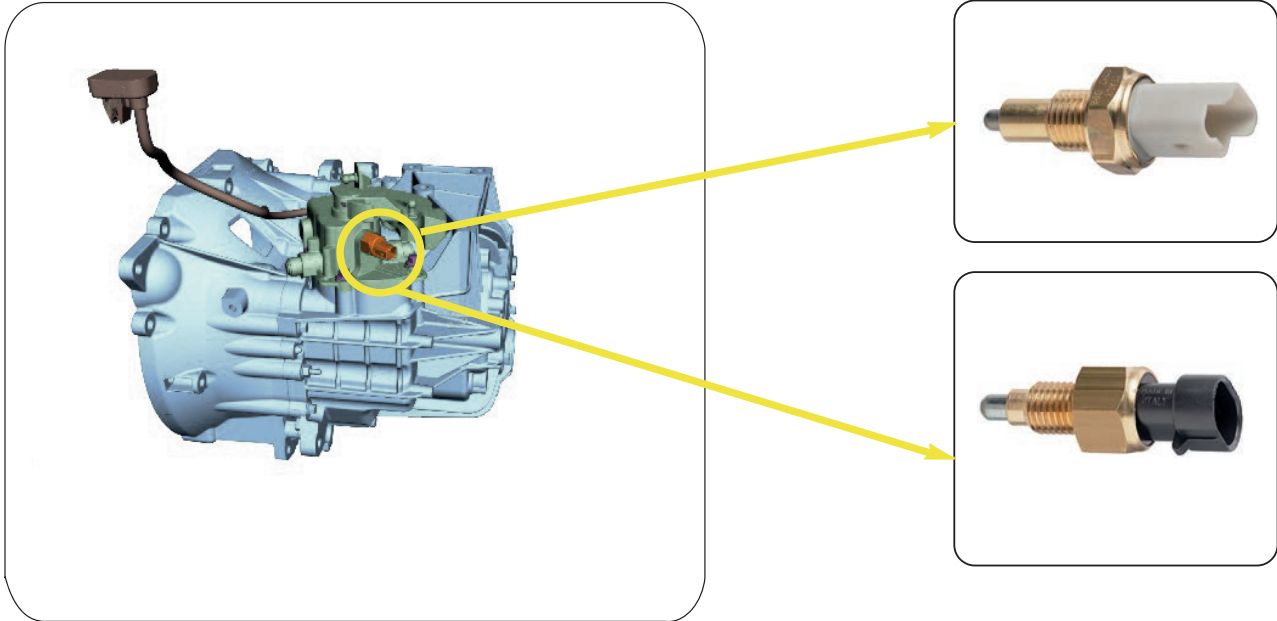


Montageanweisungen

Anzugsmoment der Schalter am Motorblock: $20 \pm 1 \text{ Nm}$



7.6XXX INTERRUPTORES DE LUZ MARCHA ATRAS



Estos interruptores se utilizan para encender las luces de marcha atrás e iluminar la zona posterior mientras se está maniobrando, por ejemplo, para aparcar el vehículo. Equipados con un aguijón estanco a una columna de aceite mineral por el lado de control y estanco a la lluvia por el lado de los bornes.

Principales causas de fallo:

- Desgaste acelerado provocado por ciclos realizados a alta y baja temperatura.
- Deformación de la carcasa con respecto al cuerpo metálico del interruptor

Efectos de los fallos:

- Degradación del interruptor por el desgaste
- Pérdida de estanqueidad

Los interruptores de luz marcha atrás están diseñados y fabricados para soportar las condiciones críticas de montaje en el bloque motor. En especial, deben cumplir con los siguientes requisitos:

- Temperatura de funcionamiento: $-30^{\circ}\text{C} \div +120^{\circ}\text{C}$
- grado de protección: IP67 (sin entrada de polvo y protección contra los efectos temporales de la inmersión en el agua).

Los interruptores de luz marcha atrás son sometidos a rigurosos **ensayos de calificación y de duración**, para determinar si el producto es apropiado para ser fabricado y vendido:

- resistencia a ciclos rápidos de temperatura
- prueba de fugas

- resistencia de sobrecarga de voltaje
- resistencia a las vibraciones
- pruebas de resistencia y envejecimiento

Después que ha superado estas pruebas y obtenido la aprobación para la producción, durante el ensamblaje el producto se somete a severos ciclos de control que prevén el **ensayo al 100%** de sensibilidad, capacidad y resistencia de los interruptores.

Componentes y principios de funcionamiento

Los interruptores de luz de marcha atrás están compuestos por un cuerpo metálico, un agujón metálico y una carcasa de plástico. Son accionados por la leva montada en la palanca de cambios.

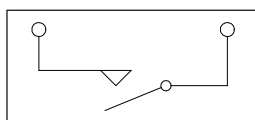
El cuerpo metálico está provisto de un extremo roscado en el cual hay un orificio para permitir que el agujón se deslice mediante el movimiento mecánico del árbol de la caja de cambios. La parte roscada puede estar equipada con una junta metálica o una junta tórica para asegurar un cierre estanco.

Sobre el cuerpo metálico va moldeada la carcasa plástica, en la que van colocadas las clavijas o las láminas de conexión.

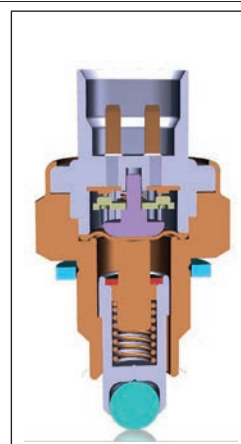
Los componentes internos del dispositivo están protegidos del aceite gracias a una membrana de fluoroelastomero o nitrilo. La fuerza ejercida por el agujón deforma la membrana y acciona el disco o la placa móvil de contacto, lo que abre/cierra el interruptor.

Los interruptores de marcha atrás tienen normalmente dos terminales, pero pueden contar con cuatro o más terminales. Pueden ser de:

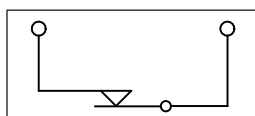
• 1 circuito N/A normalmente abierto



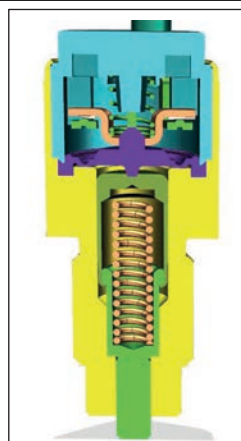
- el interruptor se cierra por el contacto entre las láminas de conexión y el disco móvil de contacto, actuando en el agujón el disco se desplaza y el circuito se cierra.



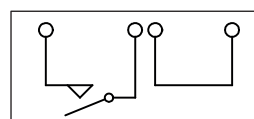
• 1 circuito N/C normalmente cerrado



- el interruptor se cierra por el contacto entre las láminas de conexión mediante la placa móvil, actuando en el agujón la placa se desplaza y el circuito se abre.



- 2 circuitos, uno de los cuales es N/A y el otro, N/C
- 3 o más circuitos que cambian el circuito a distintos porcentajes de accionamiento y permiten identificar el tipo de marcha engranada



Instrucciones de montaje

Par de apriete de los interruptores del bloque motor: 20 ± 1 Nm



REVERSING LIGHT SWITCHES

Adatt./Suitable:

FIAT

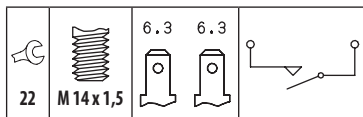
4209632
5977316
5994949

LANCIA

4209632

ZASTAVA

04209632



FIAT		
127 1.0	127A.000	01/77 ⇒ 12/86
127 1.3 D	127A5.000	06/81 ⇒ 12/86
127 1.3 Diesel	127A5.000	04/81 ⇒ 12/86
128 1.1	128A.000	03/69 ⇒ 12/84
FIORINO I 1.0	127A.000	01/80 ⇒ 12/87
FIORINO I 1.3 D	127A5.000	03/82 ⇒ 01/88
FIORINO I 1050	127A.000	01/80 ⇒ 12/87
FIORINO I 900	100GL.000	10/77 ⇒ 10/86
UNO 1.3 Super Diesel	127A5.000, 146A.000	06/83 ⇒ 03/92
UNO 45 0.9	146A.000, AR30168	03/83 ⇒ 07/96
UNO 45 1.0 Fire	--	01/83 ⇒ 12/89
UNO 55 1.1	138B.000	01/83 ⇒ 08/89
UNO 60 1.1 SX	--	01/83 ⇒ 12/85
UNO 70 1.3i SX	--	01/83 ⇒ 12/89
UNO 70 TD 1.4	146B.000	10/86 ⇒ 10/90
UNO 75 i.e. 1.5	138C2.048	10/85 ⇒ 12/93
X 1/9 1.3	128AS.000	10/75 ⇒ 06/78

FIAT (BR)		
UNO 1.05	1.05	01/85 ⇒ 12/87
UNO 1.3	1.3	01/85 ⇒ 12/91
UNO 1.3 Furgoneta	1.3	01/85 ⇒ 12/91
UNO 1.5	1.5	01/91 ⇒ 12/93
UNO 1.5R	1.5	01/87 ⇒ 12/89
UNO 1.6R	1.6	01/90 ⇒ 12/93
UNO CS 1.3	1.3	01/85 ⇒ 12/91
UNO CS 1.5	1.5	01/89 ⇒ 12/93
UNO CS 1.5 Furgoneta	1.5	01/91 ⇒ 12/93
UNO CSL 1.6	1.6	01/91 ⇒ 12/93
UNO MILLE 1.0	1.0	01/91 ⇒ 12/95

LANCIA		
A 112 1.0 Arbarth	A112A2.000	03/78 ⇒ 02/84



REVERSING LIGHT SWITCHES

Adatt./Suitable:

ALFA ROMEO

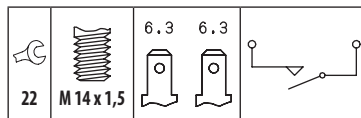
510 931
116 00 13 534 01/00
60501196

FIAT

4143258

LANCIA

4143258



ALFA ROMEO		
6 2.0	AR01932	07/81 ⇒ 12/86
33 I 1.2	AR30585	06/83 ⇒ 12/89
33 I 1.3	AR30168, AR30508	06/83 ⇒ 12/89
33 I 1.3 i.e.	AR30168	05/83 ⇒ 12/89
33 I 1.4	AR30587	01/84 ⇒ 12/88
33 I 1.5	AR30588	07/86 ⇒ 12/89
33 I 1.5 4x4	AR30508, AR30146	07/86 ⇒ 12/89
33 I 1.5 QV	AR30146, AR30753	06/84 ⇒ 12/89
33 I 1.7	AR30550	01/86 ⇒ 12/89
33 I 1.7 i.e.	AR30558	09/88 ⇒ 12/89
33 I 1.7 i.e. 4x4	AR30558	09/88 ⇒ 12/89
33 I 1.7 QV	AR30550	03/88 ⇒ 12/89
33 I 1.8 TD	VM82A	01/86 ⇒ 06/90
33 II 1.2	AR30743	01/90 ⇒ 08/91
33 II 1.3	AR30732	09/91 ⇒ 10/94
33 II 1.4 4x4	AR30755	07/90 ⇒ 12/92
33 II 1.4 i.e.	AR30753, AR30738	06/91 ⇒ 09/94
33 II 1.4 i.e. 4x4	AR30755	07/90 ⇒ 09/94
33 II 1.5	AR30734	01/90 ⇒ 04/93
33 II 1.5 i.e.	AR30751	01/90 ⇒ 09/94
33 II 1.5 i.e.	AR30738, AR30746	07/90 ⇒ 12/95
33 II 1.7 16V	AR30746, AR30746	01/90 ⇒ 09/94
33 II 1.7 16V 4x4	AR30746, AR30736	01/90 ⇒ 09/94
33 II 1.7 i.e.	AR30736, AR30736	01/90 ⇒ 12/95
33 II 1.7 i.e. 4x4	AR30736, AR06168	01/90 ⇒ 09/94
33 II 1.8 TD	VM96A	07/90 ⇒ 09/94
75 1.6	AR06100	05/85 ⇒ 09/89
75 1.6 Cat	AR61101	05/89 ⇒ 02/92
75 1.8	AR06168, AR06166	09/85 ⇒ 02/92
75 1.8 i.e.	61202	08/89 ⇒ 02/92
75 1.8 i.e. Turbo America	61203	02/86 ⇒ 01/90
75 1.8 Turbo	AR06134	09/86 ⇒ 02/92
75 2.0 T.S Cat	AR06224	05/85 ⇒ 02/92
75 2.0 T.S.	AR06166, AR06120	01/87 ⇒ 02/92
75 2.0 TD	VM80A	05/85 ⇒ 09/92
75 2.4 TD	VM81A	01/89 ⇒ 02/92
75 3.0 V6	AR06120, AR01608	01/87 ⇒ 02/92
75 3.0 V6 Cat	AR06124	01/87 ⇒ 02/92
90 1.8	AR06202	10/84 ⇒ 07/87
90 2.0 i.e.	AR06210	10/84 ⇒ 07/87
90 2.4 TD	VM81A	10/84 ⇒ 07/87
90 2.5 i.e. V6	AR01646	10/84 ⇒ 07/87
ALFASUD 1.2	AR30102	06/72 ⇒ 09/84
ALFETTA 1.6	AR01600	01/75 ⇒ 12/84
ALFETTA 1.8	AR01608, AR00526	07/74 ⇒ 12/84
ALFETTA 2.0 TD	VM4HT/2	10/79 ⇒ 03/83
GIULIETTA I 1.3	AR01644	10/77 ⇒ 06/83
GIULIETTA I 1.6	AR01600	10/77 ⇒ 04/85
GIULIETTA I 1.8	AR01678	04/79 ⇒ 04/85
GIULIETTA I 2.0	AR01655	06/80 ⇒ 04/85
GIULIETTA I 2.0 TD	VM4HT	01/83 ⇒ 12/85
SPIDER I 1600	AR00526, AR01544	03/76 ⇒ 12/93
SPIDER I 2.0i [CAN]	AR01588	09/90 ⇒ 10/93
SPIDER I 2.0i [USA]	AR01588	09/90 ⇒ 10/93
SPIDER I 2.0i Veloce [CAN]	AR01588	09/90 ⇒ 10/93
SPIDER I 2.0i Veloce [USA]	AR01588	09/90 ⇒ 10/93
SPIDER I 2000	AR01544, 138B2.000	01/77 ⇒ 12/93
SZ 3.0 V6 Zagato	AR61501	09/88 ⇒ 08/94

LANCIA		
A 112 0.9 Junior	A112A5.000	03/81 ⇒ 06/86



REVERSING LIGHT SWITCHES

Adatt./Suitable:

FIAT

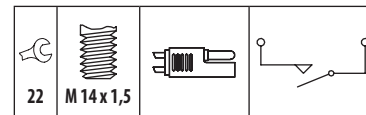
441 5441
4425340
4443505
82366629

LANCIA

4425340

⁰³ Supplied until depletion

- Fornibile fino ad esaurimento delle scorte
- Fourni jusqu'à épuisement du stock
- Lieferbar solange vorrat reicht
- Suministrado hasta el stock termina



FIAT		
REGATA 65 Diesel 1.9	149A1.000	04/84 ⇒ 07/89
REGATA 70 1.3	138B2.000, 1831B.000	09/83 ⇒ 07/89
REGATA 80 Turbo Diesel 1.9	831D1.000	05/86 ⇒ 07/89
RITMO II 105 1.6	138AR.000	01/83 ⇒ 12/87
RITMO II 60 Diesel 1.7	138B6.000	10/82 ⇒ 10/85

LANCIA		
DELTA I 1.1	831B8.000	01/86 ⇒ 12/90
DELTA I 1.3	1831B.000, 831A1.000	09/79 ⇒ 10/92
DELTA I 1.5	831A1.000, 831A1.000	09/79 ⇒ 12/92
PRISMA 1.3	831A2.000	01/83 ⇒ 12/89
PRISMA 1.5	831A1.000, RTA	01/83 ⇒ 02/92

SEAT		
FURA 0.9	100GL3000	01/82 ⇒ 06/86



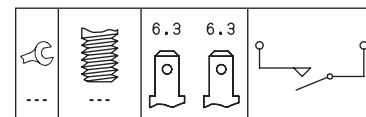
REVERSING LIGHT SWITCHES

Adatt./Suitable:

LAND ROVER

PRC5885

TALBOT

0014 15 9500
0014 97 7700
1497 77

TALBOT		
HORIZON	--	01/78 ⇒ 12/83
SOLARA 1.3	6G1D/VP	02/80 ⇒ 07/86

7.6006

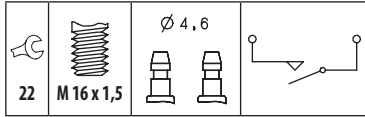


1

REVERSING LIGHT SWITCHES

Adatt./Suitable:

FORD
6 031 219
77FG-15520-AA



FORD		
ESCORT III 1.8 D	RTA, RTA	07/88 ⇒ 07/90
ESCORT IV 1.8 D	RTA, TKA	01/89 ⇒ 07/90
FIESTA I 0.9	TKA, GLA	05/76 ⇒ 08/83
FIESTA I 1.1	GLA, GLC	05/76 ⇒ 08/83
FIESTA I 1.3	J3E	08/77 ⇒ 08/83
FIESTA I 1.6 XR2	L3E	08/81 ⇒ 08/83
FIESTA II 1.1	GLC, JPC	09/83 ⇒ 02/89
FIESTA II 1.3	JPC, RTA	09/83 ⇒ 09/89
ORION I 1.8 D	RTA, F6D	01/89 ⇒ 07/90

7.6007

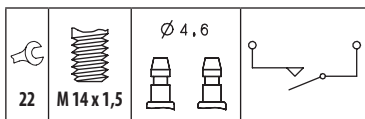


1

REVERSING LIGHT SWITCHES

Adatt./Suitable:

FORD
1 610 486
1 610 487
1 652 164
6 005 474
6 033 136
71BG-15520-EA
76BG-15520-AA
76BG-15520-AB
76BG-15520-AIB



FORD		
CAPRI III 1.3	J1E	01/78 ⇒ 06/85
CORTINA 1300	KL13H	10/70 ⇒ 03/72
ESCORT III 1.4 i	F6D, F6D	02/86 ⇒ 07/90
ESCORT IV 1.4	F6D, R2C	01/86 ⇒ 07/90
ESCORT IV 1.6 Turbo RS	LNB	01/86 ⇒ 07/90
ORION I 1.4 Cat	F6D	02/87 ⇒ 07/90
P 100 1.8 TD	RFA	10/87 ⇒ 12/92
P 100 2.0	NAE	10/87 ⇒ 12/92
SIERRA I 1.3	JCT	08/82 ⇒ 12/86
SIERRA I 1.8	REB	10/84 ⇒ 12/86
SIERRA I 2.0	NET	08/82 ⇒ 12/86
SIERRA I 2.0 i	NR2	03/85 ⇒ 12/86
SIERRA II 1.6 i	L6B	10/89 ⇒ 02/93
SIERRA II 1.8	R2C, RFA	05/88 ⇒ 02/93
SIERRA II 1.8 i	HL18CFi-R6A	01/92 ⇒ 12/93
SIERRA II 1.8 TD	RFA, N8C	08/88 ⇒ 02/93
SIERRA II 2.0	N8C, LAC	01/87 ⇒ 02/93
TAUNUS 1.6	LCJ	07/79 ⇒ 07/82
TRANSIT II 1.6	LAC, N6TS	09/85 ⇒ 09/92
TRANSIT II 2.0	N6TS, NAW	09/85 ⇒ 09/92
TRANSIT II 2.0 Cat	N6T	11/85 ⇒ 09/92
TRANSIT II 2.0 L	NAW, 4AB	10/85 ⇒ 03/91
TRANSIT II 2.5 D	4AB, 4BA	12/85 ⇒ 09/92
TRANSIT II 2.5 DI	4BA, LAC	09/88 ⇒ 09/92

7.6008

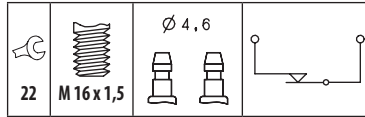


1

REVERSING LIGHT SWITCHES

Adatt./Suitable:

FORD
1 575 571
6 154 096
78VB-15520-AA



FORD		
TRANSIT II 1.6	LAC, N6TS	09/85 ⇒ 09/92
TRANSIT II 2.0	N6TS, NAW	09/85 ⇒ 09/92
TRANSIT II 2.0 Cat	N6T	11/85 ⇒ 09/92
TRANSIT II 2.0 L	NAW, 4AB	10/85 ⇒ 03/91
TRANSIT II 2.5 D	4AB, 4BA	12/85 ⇒ 09/92
TRANSIT II 2.5 DI	4BA, --	09/88 ⇒ 09/92

7.6009

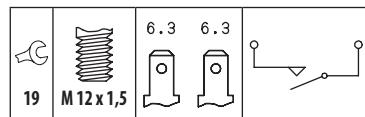



1

REVERSING LIGHT SWITCHES

Adatt./Suitable:

ROVER
BAU2445
SEAT
020 941 521 A
VW
020 941 521 A



AUSTIN		
MONTEGO 1.3	--, 424	10/84 ⇒ 08/88
ROVER		
MAESTRO 1.3	12HE	09/90 ⇒ 01/95
MAESTRO 1.6	16H	09/90 ⇒ 01/95
MONTEGO 1.3	12HL	10/84 ⇒ 10/88
SEAT		
TERRA 1.3 D	MN	03/90 ⇒ 12/94
VOLKSWAGEN (BR)		
APOLLO 1.8	424, GT	06/90 ⇒ 11/92
VW		
GOLF II 1.3	GT, EZ	08/83 ⇒ 12/87
GOLF II 1.3 Cat	NZ	06/86 ⇒ 12/92
GOLF II 1.6	EZ, HM	08/83 ⇒ 12/92
GOLF II 1.6 [AUT]	EZA	08/85 ⇒ 07/86
GOLF II 1.6 [CHE] [SWE]	HM, JP	08/85 ⇒ 07/88
GOLF II 1.6 D	JP, EZA	08/83 ⇒ 10/91
GOLF II 1.6 G	EZA, GU	08/86 ⇒ 07/91
GOLF II 1.8	GU, HV	08/84 ⇒ 10/91
GOLF II 1.8 [CHE] [SWE]	HV, PB	04/84 ⇒ 07/87
GOLF II 1.8 GTI	PB, KR	08/83 ⇒ 10/91
GOLF II 1.8 GTI 16V	KR, GX	02/86 ⇒ 10/91
GOLF II 1.8 GTI Cat	PF	01/87 ⇒ 10/91
GOLF II 1.8 i	RP	08/87 ⇒ 07/91
GOLF II 1.8 i Cat	GX, GZ	08/87 ⇒ 10/91
GOLF II 1.8 i Cat Syncro	RP	08/87 ⇒ 10/91
GOLF II 1.8i GTI [CHE] [SWE]	GZ, MH	08/85 ⇒ 07/87
JETTA II 1.3	MH, MH	01/84 ⇒ 12/87
JETTA II 1.3 Cat	MH, DS	06/87 ⇒ 12/91

7.6010

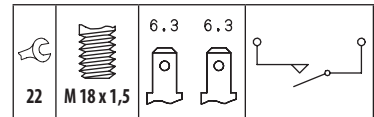


1

REVERSING LIGHT SWITCHES

Adatt./Suitable:

AUDI
084 941 521
251 941 521
VW
014 919 361
014 941 521 1
084 941 521
251 941 521



AUDI		
80 II 1.3	EP	09/78 ⇒ 07/86
80 II 1.6	DT, DS	08/78 ⇒ 03/87
80 II 1.6 D	JK	08/80 ⇒ 08/86
80 II 1.6 TD	CY	08/81 ⇒ 05/86
80 II 1.8	DS, JN	01/83 ⇒ 08/86
80 II 1.8 CC quattro	JN, DZ	08/84 ⇒ 08/86
80 II 1.8 GTE	DZ, HP	06/84 ⇒ 03/87
80 II 2.0	HP, HP	10/83 ⇒ 09/84
80 II 2.0 quattro	JS	10/83 ⇒ 09/84
90 I 1.6 TD	CY	10/85 ⇒ 01/87
90 I 1.8	JN	06/84 ⇒ 03/87
90 I 2.0	HP, HY	10/84 ⇒ 03/87
90 I 2.0 quattro	JS	08/84 ⇒ 08/86
90 I 2.2	HY, PT	10/84 ⇒ 03/87
90 I 2.2 E quattro	KV	11/84 ⇒ 03/87
100 III 1.8	DS, 4B	08/83 ⇒ 12/90
100 III 1.8 Cat	4B, NP	03/85 ⇒ 11/90
100 III 1.8 Cat quattro	4B	08/85 ⇒ 11/90
100 III 1.8 quattro	NP, CN	10/84 ⇒ 07/90
100 III 2.0 Cat	RT	01/88 ⇒ 11/90
100 III 2.0 D	CN, NF	08/82 ⇒ 07/89
100 III 2.0 D Turbo	NC	03/88 ⇒ 11/90
100 III 2.0 E Cat	RT	01/88 ⇒ 11/90
100 III 2.0 TD	NC	03/88 ⇒ 11/90
100 III 2.2 Cat	KU	06/89 ⇒ 11/90
100 III 2.2 Cat quattro	KU	06/89 ⇒ 11/90
100 III 2.2 E Turbo quattro	MC	08/86 ⇒ 11/90
100 III 2.2 Turbo	MC	08/86 ⇒ 11/90
100 III 2.3	NF, NF	08/86 ⇒ 11/90
100 III 2.3 E	NF, 1B	10/86 ⇒ 11/90
100 III 2.3 E quattro	NF	08/86 ⇒ 11/90
100 III 2.3 quattro	NF	01/90 ⇒ 11/90
100 III 2.4 D	3D	08/89 ⇒ 07/91
100 III 2.5 TDI	1T	01/90 ⇒ 11/90
200 II 2.2 Turbo	1B, DT	08/85 ⇒ 09/91
200 II 2.2 Turbo quattro	1B	02/88 ⇒ 11/90
V8 3.6 quattro	PT, 504	10/88 ⇒ 02/94

PORSCHE		
924 2.0 Turbo	M31.03	06/80 ⇒ 10/86
924 2.5 S	M44.07	09/85 ⇒ 07/87
944	--	01/83 ⇒ 12/91

VOLKSWAGEN (BR)		
GOL 1.6 D	222	09/97 ⇒ 11/98
PARATI 1.0i 16v Turbo	512	06/00 ⇒
PARATI 1.6	504, 540	08/95 ⇒ 01/97
PARATI 1.6i	540, 521	10/96 ⇒
PARATI 1.8	521, 528	08/95 ⇒ 01/97
PARATI 1.8i	542	10/96 ⇒
PARATI 2.0i	528, GK	08/95 ⇒
PARATI 2.0i 16V	112	02/96 ⇒
SAVEIRO 1.6 D	222	09/97 ⇒ 11/98

VW		
DERBY 1.0	GL	10/81 ⇒ 12/84
DERBY 1.1	HB	02/77 ⇒ 09/81
DERBY 1.3	GK, GT	02/77 ⇒ 12/84
GOLF I 1.3	HK	08/83 ⇒ 07/86
GOLF II 1.0	HZ	08/85 ⇒ 10/91
GOLF II 1.3	GT, ZG	08/83 ⇒ 12/87
GOLF II 1.3 Cat	ZG, GT	06/86 ⇒ 12/92
JETTA II 1.0	HZ	08/85 ⇒ 10/91

VW			
JETTA II 1.3	GT, 2G	01/84 → 12/87	
JETTA II 1.3 Cat	2G, AAK	06/87 → 12/91	
PASSAT II 1.3	EU	08/80 → 07/86	
PASSAT II 1.6	DT	08/80 → 03/88	
PASSAT II 1.6 D	JK	08/80 → 03/88	
PASSAT II 1.6 TD	CY	04/82 → 03/88	
PASSAT II 1.8	DS	01/83 → 03/88	
PASSAT II 1.8 Syncro	DS	01/86 → 03/88	
PASSAT II 1.9	WN	01/81 → 07/83	
PASSAT II 2.0	JS	08/83 → 03/88	
PASSAT II 2.0 Syncro	JS	05/84 → 03/88	
PASSAT II 2.2	KX	01/85 → 03/88	
POLO II 1.0	AAK, 3F	10/81 → 09/94	
POLO II 1.0 Cat	AAK	08/89 → 09/94	
POLO II 1.1	HB	10/81 → 09/89	
POLO II 1.3	3F, 2G	10/81 → 09/94	
POLO II 1.3 Cat	2G, GF	07/87 → 09/94	
POLO II 1.3 D	MN	08/86 → 08/90	
POLO II 1.3 G40	PY	01/87 → 08/90	
SANTANA 1.6	DT	08/81 → 12/84	
SANTANA 1.6 TD	CY	12/81 → 12/84	
SANTANA 1.8	DS	01/83 → 12/84	
SANTANA 1.9	WN	08/81 → 07/83	
SANTANA 2.0	JS	08/83 → 12/84	
SCIROCCO 1.1	FA	04/74 → 07/79	
SCIROCCO 1.3	GF	08/79 → 07/80	
SCIROCCO II 1.3	GF, 16N	08/80 → 07/84	

7.6011



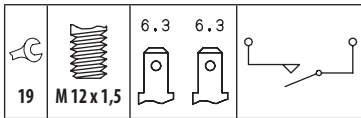
1

REVERSING LIGHT SWITCHES

Adatt./Suitable:
GENERAL MOTORS
90 069 100

HOLDEN
90069100

OPEL
12 39 260



HOLDEN

CAMIRA 1.6	16JH	08/82 → 02/86
CAMIRA 1.8 MPFi	18JC	11/84 → 01/86
CAMIRA 1.8 SPFi	18JC	02/86 → 03/87
CAMIRA 2.0 i	C20JE	04/87 → 07/89

OPEL

ASCONA C 1.3 N	13N	09/81 → 08/86
ASCONA C 1.6	16N, C16LZ	09/81 → 08/88
ASCONA C 1.6 i Cat	C16LZ, 18SE	09/86 → 08/88
ASCONA C 1.6 S	16SH	09/81 → 08/86
ASCONA C 1.8	18SE, C18NE	09/81 → 08/88
ASCONA C 1.8 E	C18NE, 12N	01/85 → 08/86
ASCONA C 1.8 i	18E	09/82 → 08/86
ASCONA C 2.0 i	20NE	09/86 → 08/88
ASCONA C 2.0 i Cat	C20NE	09/86 → 08/88
ASCONA C 2.0 i GT	20SEH	03/87 → 08/88
CORSA A 1.0	10S	09/82 → 03/93
CORSA A 1.2	12N, 12NC	09/82 → 08/90
CORSA A 1.2 i	C12NZ	09/89 → 03/93
CORSA A 1.2 N	12NC, 12S	01/85 → 03/93
CORSA A 1.2 S	12S, 13NB	09/82 → 03/93
CORSA A 1.3	13NB, C14NZ	09/85 → 10/89
CORSA A 1.3 GL	13S	09/82 → 03/93
CORSA A 1.3 i	C13N	09/86 → 09/90
CORSA A 1.3 S	13SB	09/82 → 10/89
CORSA A 1.4 i	C14NZ, C16NZ	01/85 → 03/93
CORSA A 1.4 S	14NV	09/89 → 03/93
CORSA A 1.4 Si	C14SE	09/91 → 03/93
CORSA A 1.5 D	15D(T4EC1)	06/87 → 03/93
CORSA A 1.5 TD	15DT(T4EC1)	10/87 → 03/93
CORSA A 1.6 GSI	C16NZ, 13N	05/88 → 09/92
CORSA A 1.6 GSI Cat	C16SE	02/92 → 03/93
KADETT D 1.2	12ST	08/82 → 08/84

OPEL			
KADETT E 1.2	12SC	09/84 → 07/86	
KADETT E 1.3 i Cat	C13N	09/85 → 08/91	
KADETT E 1.3 N	13N, 16D	09/84 → 08/91	
KADETT E 1.3 S	13S	09/84 → 02/93	
KADETT E 1.4 i	C14NZ	01/90 → 07/94	
KADETT E 1.4 S	14NV	07/89 → 02/93	
KADETT E 1.5 TD	15DT(T4EC1)	07/88 → 08/91	
KADETT E 1.6	16SV	09/86 → 12/91	
KADETT E 1.6 D	16D, 16SV	08/84 → 12/89	
KADETT E 1.6 i	16SV, C16LZ	09/86 → 07/94	
KADETT E 1.6 i Cat	C16LZ, 16S	09/86 → 02/93	
KADETT E 1.6 S	16S, 18E	09/84 → 08/91	
KADETT E 1.7 D	17D	08/88 → 07/94	
KADETT E 1.8	18SE	01/86 → 08/91	
KADETT E 1.8 E	C18NE	10/85 → 08/86	
KADETT E 1.8 GSI	18E	09/84 → 08/86	
KADETT E 1.8 i	18E, 20NE	08/84 → 09/92	
KADETT E 1.8 S	E18NV	09/87 → 08/91	
KADETT E 2.0 GSI	20NE, 12N	09/86 → 08/91	
KADETT E 2.0 GSI 16V	20XE	12/87 → 08/91	
KADETT E 2.0 GSI 16V Cat	C20XE	03/88 → 08/91	
KADETT E 2.0 GSI Cat	C20NE	09/86 → 08/91	
KADETT E 2.0 i	20NE	10/86 → 02/93	
KADETT E 2.0 i Cat	C20NE	10/86 → 02/93	

7.6012

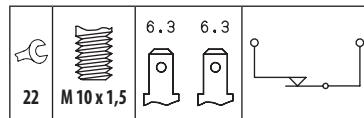


3

REVERSING LIGHT SWITCHES

Adatt./Suitable:
GENERAL MOTORS
08 947 057

OPEL
17 20 865



OPEL

KADETT C 1.0	10N	01/74 → 07/79
KADETT C 1.2	12N, 12N	08/73 → 08/79
KADETT C 1.2 S	12S	08/73 → 07/79
KADETT C 1.6 S	16S	09/76 → 07/79
KADETT C 1.9 GT/E	19E	09/75 → 07/77
KADETT C 2.0 E Rallye	20E	08/77 → 07/79
KADETT C 2.0 GT/E	20EH	08/77 → 07/79
KADETT C CITY 1.0	10N	05/75 → 07/79
KADETT C CITY 1.2	12N, KFY(TU3FJ2)	05/75 → 07/79
KADETT C CITY 1.2 S	12S	08/73 → 07/79
KADETT C CITY 1.6 S	16S	05/77 → 07/79

7.6013

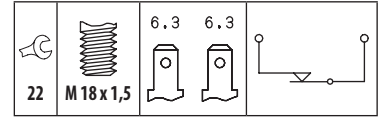


1

REVERSING LIGHT SWITCHES

Adatt./Suitable:
GENERAL MOTORS
08 969 775

OPEL
12 39 251



OPEL

KADETT B 1.1	11N	08/71 → 08/73
KADETT D 1.0	10N	09/79 → 08/82

7.6015



1

REVERSING LIGHT SWITCHES

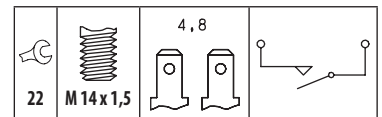
Adatt./Suitable:

CITROËN
2257 17
77 005 917 30
91 514 733

FIAT
91514733

PEUGEOT
2257.17

RENAULT
77 00 732 506
77 01 348 716



CITROËN

AX 1.3 Sport	M4A	04/87 → 12/88
AX 1.4 GTi	KFY(TU3FJ2), C1A	06/91 → 12/96
AX 10	C1A, H1A	07/86 → 12/98
AX 10 E	C3A	12/86 → 12/88
AX 11	H1A, K1A(TU3)	09/86 → 12/97
AX 11 4x4	H1A	06/91 → 07/92
AX 11 Cat	HAZ(TU1CP)	09/88 → 12/89
AX 14	K1A(TU3), KD4	09/86 → 04/97
AX 14 4x4	KD4, K9A(TUD3)	06/91 → 12/96
AX 14 D	K9A(TUD3), VJY(TUD5)	09/88 → 12/97
AX 14 GT	KDZ(TU3M/Z)	01/89 → 12/91
AX 15 D	VJY(TUD5), 109LA	08/94 → 12/97
BX 1.1	109LA, 150C	04/86 → 06/91
BX 1.4	150C, 150B(XY8)	07/86 → 12/94
BX 1.4 E	150B(XY8), 182A	09/82 → 12/94
BX 1.6	182A, 159B	01/87 → 12/94
BX 1.9	159B, 164	05/85 → 12/94
BX 1.9 D	164, D6D	01/87 → 12/94
BX 1.9 GTi	D6D, 159K	01/87 → 01/92
BX 1.9 GTi 16V	159K, 150C	01/87 → 12/94
BX 14	150C, 150A	01/86 → 02/93
BX 14 E	150A, B1E(XU51C)	10/82 → 02/93
BX 15	B1E(XU51C), 171A	01/87 → 05/92
BX 16	171A, BDY(XU5M)	10/82 → 12/94
BX 16 E	BDY(XU5M), 159A	05/89 → 02/93
BX 18 D	161A(XUD7)	10/85 → 09/93
BX 19	159A, 162(XUD9)	09/84 → 12/94
BX 19 4x4	DDZ(XU9M)	10/90 → 05/91
BX 19 Cat	DFZ(XU9J1)	07/86 → 12/94
BX 19 D	162(XUD9), D6A(XU9J2)	09/83 → 12/94

CITROËN			
BX 19 E	DDZ(XU9M)	06/88 ⇒ 02/93	
BX 19 E 4x4	DZF	04/89 ⇒ 02/93	
BX 19 GTi	D6A(XU9J2), D6C(XU9J4)	07/86 ⇒ 02/93	
BX 19 GTi 16V	D6C(XU9J4), A8A(XUD7TE)	09/87 ⇒ 02/93	
BX 19 GTi 4x4	DKZ(XU9A)	06/88 ⇒ 02/93	
BX TRD Turbo	A8A(XUD7TE), 108C	03/88 ⇒ 12/94	
C15 1.0	108C, 109K	10/84 ⇒ 12/97	
C15 1.0 E	TU9K	11/92 ⇒ 07/96	
C15 1.1	109K, HDZ(TU1M)	10/84 ⇒ 12/96	
C15 1.1 i	HDZ(TU1M), 150D(XY7)	07/88 ⇒ 12/96	
C15 1.3	G1A	07/87 ⇒ 05/88	
C15 1.4	150D(XY7), 150D(XY7)	05/87 ⇒ 12/96	
C15 1.4 E	150D(XY7), KDY(TU3FM)	07/86 ⇒ 12/96	
C15 1.4 i	KDY(TU3FM), 161A(XUD7)	05/91 ⇒ 12/96	
C15 1.8 D	161A(XUD7), 170B	07/86 ⇒ 08/00	
VISA 11 E	109K	09/78 ⇒ 06/88	

FIAT			
DUCATO I 1.9 D	149B1.000	01/88 ⇒ 03/94	
DUCATO I 1.9 TD	280A1.000	03/89 ⇒ 03/94	
DUCATO I 2.0	170B, 8144.67	06/90 ⇒ 05/94	
DUCATO I 2.0 4x4	170D	06/90 ⇒ 05/94	
DUCATO I 2.5 D	8144.67, 8140.27	01/82 ⇒ 05/94	
DUCATO I 2.5 D 4x4	8144.67	01/87 ⇒ 03/94	
DUCATO I 2.5 TD	8140.27	07/90 ⇒ 03/94	
DUCATO I 2.5 TD 4x4	8140.27, 108C(XV8)	09/86 ⇒ 05/94	
TALENTO 1.9 D	149B1.000	03/89 ⇒ 03/94	
TALENTO 2.0	170B	03/89 ⇒ 03/94	

PEUGEOT			
104 0.9	108(XV5)	10/79 ⇒ 10/83	
104 1.0	108C(XV8)	09/83 ⇒ 06/88	
205 I 1.0	108C(XV8), J2	02/83 ⇒ 12/90	
205 I 1.3	G1A	02/84 ⇒ 10/87	
205 I 1.4	J2, B1A(XU51C)	01/83 ⇒ 12/90	
205 I 1.5	Y2/K	02/84 ⇒ 10/87	
205 I 1.6	B1A(XU51C), 180A(XU5J)	08/86 ⇒ 10/87	
205 I 1.6 GTI	180A(XU5J), D6B(XU9JA)	01/83 ⇒ 12/90	
205 I 1.7 Diesel	161A(XUD7)	08/83 ⇒ 10/87	
205 I 1.9 GTI	D6B(XU9JA), 109N(XW7)	10/86 ⇒ 10/87	
205 II 1.0	TU9	10/87 ⇒ 09/98	
205 II 1.1	109N(XW7), 150(XY6B)	10/87 ⇒ 12/94	
205 II 1.1 CJ	HDZ(TU1M)	10/89 ⇒ 12/94	
205 II 1.1 XA	E1	07/87 ⇒ 10/88	
205 II 1.2	F1	01/87 ⇒ 12/90	
205 II 1.3 Rallye	TU24	10/87 ⇒ 10/90	
205 II 1.4	150(XY6B), K1D(TU3A)	01/87 ⇒ 09/98	
205 II 1.4 Cat	KAY(TU3CP)	08/87 ⇒ 09/93	
205 II 1.4 CJ	K1D(TU3A), B1A(XU51C)	03/89 ⇒ 12/94	
205 II 1.4 CJ Cat	KAY(TU3CP)	01/89 ⇒ 09/93	
205 II 1.6	B1A(XU51C), 180A(XU5J)	10/87 ⇒ 09/98	
205 II 1.6 CTI	180A(XU5J), 180A(XU5J)	04/86 ⇒ 10/90	
205 II 1.6 GTI	180A(XU5J), D6B(XU9JA)	10/87 ⇒ 12/89	
205 II 1.7 Diesel	161A(XUD7)	07/87 ⇒ 09/98	
205 II 1.9 Diesel	DJZ(XUD9Y)	10/87 ⇒ 09/98	
205 II 1.9 GTI	D6B(XU9JA), G1A	10/87 ⇒ 09/98	
205 II 1.9 GTI Cat	DFZ(XU9J1)	10/87 ⇒ 07/94	
305 1.5	117(XR5S)	05/80 ⇒ 09/82	
305 1.9 D	D9A(XUD9)	10/82 ⇒ 07/88	
305 1.9 Diesel	D9A(XUD9)	10/82 ⇒ 12/88	
309 I 1.1	E1	10/85 ⇒ 07/89	
309 I 1.3	G1A, K1D(TU3A)	10/85 ⇒ 08/89	
309 I 1.3 XL	--	09/86 ⇒ 08/89	
309 I 1.4	K1D(TU3A), --	08/88 ⇒ 08/89	
309 I 1.5	Y2/K	06/87 ⇒ 12/89	
309 I 1.6	--, D2B(XU9S)	10/85 ⇒ 07/89	
309 I 1.6 Cat	BAZ(XU5CP)	09/86 ⇒ 12/89	
309 I 1.9	D2B(XU9S), 162(XUD9)	10/85 ⇒ 07/89	
309 I 1.9 D	162(XUD9), H1B(TU1)	06/86 ⇒ 07/89	
309 I 1.9 GTI	D6B(XU9JA)	10/86 ⇒ 07/89	
309 II 1.1	H1B(TU1), KDZ(TU3M)	09/89 ⇒ 12/93	
309 II 1.4	KDZ(TU3M), B2A(XU52C/K)	07/89 ⇒ 12/93	
309 II 1.6	B2A(XU52C/K), DDZ(XU9M)	07/89 ⇒ 12/93	
309 II 1.6 GTI	--	09/89 ⇒ 10/93	
309 II 1.8 Diesel	161A(XUD7)	07/89 ⇒ 12/93	
309 II 1.8 TD	A8B(XUD7TE)	08/89 ⇒ 12/93	
309 II 1.9	DDZ(XU9M), K5A(TU3)	07/89 ⇒ 12/93	
309 II 1.9 Diesel	162(XUD9)	07/89 ⇒ 12/93	
309 II 1.9 GTI	DKZ(XU9JAZ)	07/89 ⇒ 12/93	
309 II 1.9 GTI 16V	D6C(XU9J4)	08/89 ⇒ 07/90	
405 I 1.4	K5A(TU3), --	01/87 ⇒ 12/92	
405 I 1.6	--, A8A(XUD7TE)	01/87 ⇒ 12/92	
405 I 1.6 4x4	BDZ(XU5M)	04/88 ⇒ 07/92	
405 I 1.6 SRI 4x4	BDZ(XU5M)	04/88 ⇒ 07/92	
405 I 1.8 D	XUD7	01/87 ⇒ 12/92	
405 I 1.8 D 4x4	A8A(XUD7TE)	10/87 ⇒ 07/92	
405 I 1.8 DT 4x4	A8A(XUD7TE)	05/90 ⇒ 07/92	

PEUGEOT			
405 I 1.8 GLD	--	04/90 ⇒ 07/92	
405 I 1.8 TD	A8A(XUD7TE), A8A(XUD7TE)	10/88 ⇒ 08/92	
405 I 1.8 Turbo Diesel	A8A(XUD7TE), D2C(XU92C)	03/88 ⇒ 12/92	
405 I 1.9	D2C(XU92C), D6C(XU9J4)	01/87 ⇒ 12/92	
405 I 1.9 4x4	D6C(XU9J4), D9B(XUD9A)	06/87 ⇒ 12/92	
405 I 1.9 D	D9B(XUD9A), D6C(XU9J4)	01/87 ⇒ 12/92	
405 I 1.9 Diesel	D9B(XUD9A)	03/88 ⇒ 12/92	
405 I 1.9 Injection	DFZ(XU9J1)	07/87 ⇒ 12/92	
405 I 1.9 Sport MI-16	D6C(XU9J4), D6C(XU9J4)	06/87 ⇒ 11/92	
405 I 1.9 SPort MI-16 4x4	DFW(XU9J4Z)	06/87 ⇒ 07/92	
405 I 1.9 Trazione integrale	D6C(XU9J4), C1E715	06/87 ⇒ 07/92	

RENAULT			
9 1.1	C1E715	09/81 ⇒ 05/87	
9 1.2	C1G700, C2J720	09/85 ⇒ 12/88	
9 1.4	C2J720, F8M700	09/85 ⇒ 12/88	
9 1.6 D	F8M700, C1J	10/82 ⇒ 12/88	
11 1.1	C1E715, C1G700	03/83 ⇒ 06/86	
11 1.2	C1G700, C2J720	10/84 ⇒ 12/88	
11 1.4	C2J720, F8M700	03/83 ⇒ 12/88	
11 1.6 D	F8M700, F2N710	08/83 ⇒ 12/88	
14 1.4	150	09/79 ⇒ 06/83	
21 1.6	C2L	01/87 ⇒ 12/94	
21 1.7	F2N710, F2R702	03/86 ⇒ 12/95	
21 1.7 Cat	F3N726	05/88 ⇒ 06/93	
21 1.9 D	F8Q710	03/86 ⇒ 08/94	
21 2.0	F2R702, C1G700	03/86 ⇒ 06/94	
EXPRESS 1.1	C1E	01/85 ⇒ 10/90	
EXPRESS 1.2	C1G	01/85 ⇒ 10/90	
EXPRESS 1.4	C1J, C1C706	01/85 ⇒ 10/90	
EXPRESS 1.4i	C3G/C3J	01/85 ⇒ 10/90	
EXPRESS 1.6 D	F8M	01/85 ⇒ 10/90	
EXPRESS 1.9 D	F8Q	01/85 ⇒ 10/90	
EXPRESS 955	C1C	01/85 ⇒ 10/90	
RAPID 1.0	C1C706, C1E750	09/85 ⇒ 05/92	
RAPID 1.1	C1E750, C1J768	07/85 ⇒ 10/97	
RAPID 1.4	C1J768, F8M720	07/85 ⇒ 08/91	
RAPID 1.6 D	F8M720, C1E750	03/86 ⇒ 08/98	
SUPER 5 1.0	C1C700	10/84 ⇒ 10/88	
SUPER 5 1.1	C1E750, C1G702	10/84 ⇒ 12/96	
SUPER 5 1.2	C1G702, C1J768	01/87 ⇒ 12/96	
SUPER 5 1.4	C1J768, C3J700	10/84 ⇒ 08/90	
SUPER 5 1.4 Cat	C3J700, C1J782	10/85 ⇒ 12/96	
SUPER 5 1.4 Turbo	C1J782, F8M720	04/85 ⇒ 08/90	
SUPER 5 1.6 D	F8M720, F2N740	10/84 ⇒ 12/96	
SUPER 5 1.7	F2N740, Z7U730	10/86 ⇒ 03/95	
SUPER 5 1.7 i	F3N702	10/86 ⇒ 08/91	

TALBOT			
SAMBA 1.1	XW7	01/81 ⇒ 06/86	

7.6017



REVERSING LIGHT SWITCHES

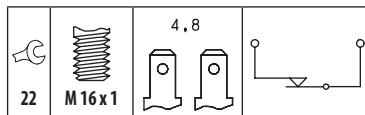
Adatt./Suitable:

CHRYSLER
T0732507
GENERAL MOTORS
9109725

OPEL
44 01 725
9109725

RENAULT
60 01 001 318
77 00 501 280
77 00 517 549
77 00 732 507
77 01 348 191
77 01 348 699

VAUXHALL
9109725



ALPINE			
V6 2.5 TURBO	Z7U730, F8Q600	01/88 ⇒ 12/90	
V6 2.9 GT	Z6W	01/85 ⇒ 12/90	

DACIA			
1210 1.2	--	01/69 ⇒	
1310 1.3	810-02/-99	05/83 ⇒ 07/04	

OPEL			
ARENA 1.9	F8Q600, S8U758	03/98 ⇒ 04/01	
ARENA 1.9 D	F8Q600	01/97 ⇒ 12/01	
ARENA 2.5	S8U758, S8U758	03/98 ⇒ 04/01	
ARENA 2.5 D	S8U758, 829700	01/97 ⇒ 12/01	

RENAULT			
5 1.3	810719	06/79 ⇒ 09/84	
20 2.0	829700, F2R702	10/77 ⇒ 12/83	
21 2.0	F2R702, J8S704	03/86 ⇒ 06/94	
21 2.1 D	J8S704, J6R234	03/86 ⇒ 09/95	
21 2.1 D 4x4	J8S704	10/88 ⇒ 05/92	
21 2.1 TD	J8S704	04/86 ⇒ 06/89	
21 2.1 Turbo-D	J8S714	03/86 ⇒ 06/94	
ESPACE I 2.0	J6R234, 829731	07/84 ⇒ 12/90	
ESPACE I 2.1 TD	J8S240	10/84 ⇒ 12/90	
MASTER I 2.0	829731, S8U731	07/80 ⇒ 07/93	
MASTER I 2.1 D	J8S330	11/89 ⇒ 04/95	
MASTER I 2.2	J7T788	08/93 ⇒ 02/98	
MASTER I 2.4 D	S8U731, S9U702	07/80 ⇒ 07/98	
MASTER I 2.5 D	S8U742	07/80 ⇒ 10/89	
MASTER I 2.5 DT	S9U702, 829731	11/89 ⇒ 02/98	
MASTER I 2.5 TD	S9U740	08/89 ⇒ 07/98	
MASTER I 28-35 2,5 D	S8U742	08/89 ⇒ 07/98	
MASTER I 28-35 2,5 TD	S9U702	08/89 ⇒ 07/98	
MASTER I 28-35 2.0	829731, J7T782	08/80 ⇒ 07/98	
MASTER I 28-35 2.1 D	J8S330	08/80 ⇒ 07/98	
MASTER I 28-35 2.4 D	S8U731	08/80 ⇒ 08/89	
MASTER I 28-35 2.5 D	S8U731	09/80 ⇒ 07/98	
MASTER I 28-35 2.5 TD	S9U700	08/89 ⇒ 07/98	
MASTER I 28-35 2.5 TD 4x4	S9U704	08/89 ⇒ 07/98	
MASTER I 30 2,2	J7T782, S9U714	08/80 ⇒ 07/98	
MASTER I 35 2,5 TD	S9U714, F8Q600	08/89 ⇒ 07/98	
TRAFIC I 1.4	C1J700	03/80 ⇒ 06/91	
TRAFIC I 1.7	F1N720	05/89 ⇒ 08/94	
TRAFIC I 1.9 D	F8Q600, 852720	06/97 ⇒ 05/01	
TRAFIC I 2.0	J5R716	05/89 ⇒ 08/90	
TRAFIC I 2.0 RWD	J5R726	05/89 ⇒ 10/97	
TRAFIC I 2.1 D	852720, 852720	03/80 ⇒ 04/98	
TRAFIC I 2.1 D RWD	852720, J7T600	05/89 ⇒ 10/97	
TRAFIC I 2.2	J7T600, J7T600	05/89 ⇒ 04/98	
TRAFIC I 2.2 4x4	J7T600, S8U750	05/89 ⇒ 04/98	
TRAFIC I 2.5 D	S8U750, S8U750	03/89 ⇒ 04/98	
TRAFIC I 2.5 D 4x4	S8U750, F8Q600	03/89 ⇒ 05/01	

TALBOT			
TAGORA 2.6	9L6	08/81 ⇒ 10/83	

VAUXHALL			
ARENA 1.9 D	F8Q600, S8U758	03/98 ⇒ 08/01	
ARENA 2.5 D	S8U758, 8144.67	03/98 ⇒ 08/01	

7.6019



REVERSING LIGHT SWITCHES

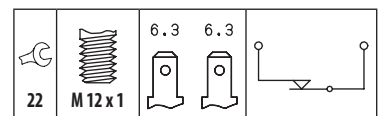
Adatt./Suitable:

CITROËN
75 454 205
75 491 289

FIAT
75491289

PEUGEOT
2257.22

TALBOT
7545 42 0500



CITROËN			
CX I 2000	829A5	06/79 ⇒ 08/85	
CX I 2500 D	M25-629	02/78 ⇒ 08/85	
MEHARI 0.6	M28/1(AK2)	05/68 ⇒ 10/79	

FIAT			
DUCATO I 1.8	169B	01/82 ⇒ 12/88	
DUCATO I 1.9 D	149B1.000	02/87 ⇒ 08/90	
DUCATO I 1.9 TD	280A1.000	03/89 ⇒ 03/94	

FIAT		
DUCATO I 2.0	XN1T	01/82 ⇒ 08/90
DUCATO I 2.5 D	8144.67, 37*	01/82 ⇒ 05/94
DUCATO I 2.5 D 4x4	8144.67	01/87 ⇒ 03/94
TALBOT		
SOLARA 1.3	661D/VP	02/80 ⇒ 07/86



3

7.6021

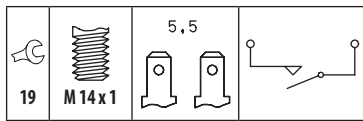


1

REVERSING LIGHT SWITCHES

Adatt./Suitable:

SKODA

115 939 031
312-939 030

SKODA		
105,120 1.0	33*	08/76 ⇒ 12/89
105,120 1.0 105 S,L	742, 10	08/76 ⇒ 12/90
105,120 1.0 105 S,L,GL	742, 10	08/76 ⇒ 08/83
105,120 1.0 105 S,L,LS	742, 10	10/83 ⇒ 12/90
105,120 1.2	37*, --	08/76 ⇒ 12/89
105,120 1.2 120 GLS	742.12X	02/83 ⇒ 12/90
105,120 1.2 120 L	--, 135	08/76 ⇒ 12/90
105,120 1.2 120 LS	742.12X	08/76 ⇒ 12/90
130 1.3	43*	01/84 ⇒ 12/88
135 1.3	43*	01/87 ⇒ 12/89
136 1.3	46*	01/87 ⇒ 12/89
BETA 1.3	135, 135B	10/95 ⇒ 04/02
FAVORIT 1.3	135B, 781.135	08/91 ⇒ 06/97
FAVORIT 1.3 135	781.135, 135	10/90 ⇒ 09/94
FAVORIT 1.3 135 X,LX,GLX	781.135E	01/90 ⇒ 09/94
FAVORIT 1.3 135L	781.135	05/89 ⇒ 09/94
FAVORIT 1.3 136	136L	10/90 ⇒ 09/94
FELICIA 1.3	135, 135	10/94 ⇒ 04/02
FELICIA 1.3 LX	135, 136I	08/95 ⇒ 03/98
FELICIA 1.3 LXI	136I, M10B18(184VC)	08/95 ⇒ 03/98

7.6029



1

REVERSING LIGHT SWITCHES

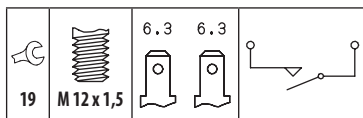
Adatt./Suitable:

BMW

23 14 1 352 153
23 14 1 354 071
61 31 1 352 153

SAAB

95 09 480



BMW		
3 I 315	M10B16(164VB)	03/81 ⇒ 03/84
3 II 316	M10B18(184VC), M10B18(184KA)	09/82 ⇒ 12/90
3 II 316 i	M10B18(184KA), M10B18(184EA)	08/87 ⇒ 06/94
3 II 318 i	M10B18(184EA), M20B20	09/82 ⇒ 06/94
3 II 318 is	M42B18(18451)	09/89 ⇒ 08/91
3 II 320 i	M20B20, M20B23(236EC)	09/82 ⇒ 10/93
3 II 320 is	S14B20(204EA)	05/88 ⇒ 12/90

BMW		
3 II 323 i	M20B23(236EC), M20B27(276KA)	09/82 ⇒ 08/86
3 II 324 d	M21D24(246DA)	09/85 ⇒ 08/91
3 II 324 td	M21D24(246TB)	09/87 ⇒ 06/93
3 II 325 e 2.7	M20B27(276KA), M20B25(256E1)	10/83 ⇒ 12/88
3 II 325 i	M20B25(256E1), M20B25(256E1)	09/83 ⇒ 10/93
3 II 325 i X	M20B25(256E1), S14B23(234EA)	03/86 ⇒ 10/93
3 II M3 2.3	S14B23(234EA), M40B16(164E1)	07/85 ⇒ 06/91
3 II M3 EVO I 2.3	S14B23(234EA)	10/88 ⇒ 10/90
3 III 316 i	M40B16(164E1), M50B20(206S1)	09/90 ⇒ 09/93
3 III 318 i	M40B18(184E1)	12/90 ⇒ 10/93
3 III 318 is	M42B18(18451)	03/92 ⇒ 02/98
3 III 320 i	M50B20(206S1), M50B25(256S1)	09/90 ⇒ 10/99
3 III 325 i	M50B25(256S1), M10B18(184VC)	09/90 ⇒ 04/99
5 I 518	M10B18(184VB)	07/74 ⇒ 05/81
5 I M535 i	M30B35(Motronic, 9.3:1)	04/80 ⇒ 05/81
5 II 518	M10B18(184VC), M20B20(206EA)	06/81 ⇒ 08/84
5 II 518 i	M10B18(184EB)	05/81 ⇒ 12/87
5 II 520 i	M20B20(206EA), M20B27(276EA)	06/81 ⇒ 12/87
5 II 524 d	M21D24(246DA)	03/86 ⇒ 12/87
5 II 524 td	M21D24(246TA)	09/83 ⇒ 12/87
5 II 525 e	M20B27(276EA), M30B34(346KA)	09/81 ⇒ 12/87
5 II 525 i	M30B25(256EA)	06/81 ⇒ 12/87
5 II 528 i	M30B28(286EA)	06/81 ⇒ 12/87
5 II 530 i	--	01/84 ⇒ 12/88
5 II 535 i	M30B34(346EC)	01/85 ⇒ 12/87
5 II 535 i, M 535 i	M30B34(346KA), M20B25(256K1)	01/85 ⇒ 12/87
5 II M5	S38B35(356ED)	08/85 ⇒ 12/87
5 III 518 i	M40B18(184E1)	08/89 ⇒ 09/95
5 III 520 i	M20B20(206KA)	01/88 ⇒ 08/91
5 III 524 td	M21D24(246TB)	03/88 ⇒ 09/95
5 III 525 i	M20B25(256K1), M30B32	01/88 ⇒ 01/97
5 III 525 i 24V	M50B25(256S2)	09/89 ⇒ 12/95
5 III 530 i	M30B30(306KA)	01/88 ⇒ 08/91
5 III 535 i	M30B34(346KB)	01/88 ⇒ 09/95
5 III M5	S38B36(366S1)	10/88 ⇒ 05/92
5 III M5 Cat	S38B36(366S1)	10/88 ⇒ 05/92
6 I 628 CSi	M30B28	09/79 ⇒ 08/87
6 I 633 CSi	M30B32, M30B32	10/75 ⇒ 08/84
6 I 635 CSi	M30B35(Motronic, 9.3:1)	06/78 ⇒ 04/82
7 I 728	M30B28	05/77 ⇒ 08/79
7 I 728 i	M30B28	09/77 ⇒ 08/86
7 I 730	M30B30	05/77 ⇒ 08/79
7 I 733 i	M30B32, M30B30(306EA)	05/77 ⇒ 08/86
7 I 735 i	M30B35(Motronic)	04/85 ⇒ 08/86
7 II 730 i,iL	M30B30(306EA), M30B34(346KB)	12/86 ⇒ 09/94
7 II 735 i,iL	M30B34(346KB), B202I	09/86 ⇒ 09/92
Z1 2.5	M20B25(256K1)	06/88 ⇒ 06/91

SAAB		
90 2.0	B20I	08/84 ⇒ 08/87
900 I 2.0 -16	B202I, B201	01/86 ⇒ 06/94
900 I 2.0 c	B201XC	09/79 ⇒ 12/88
900 I 2.0 i	B201, B202S	11/80 ⇒ 08/90
900 I 2.0 S Turbo-16	B202S, B201XL	07/91 ⇒ 06/94
900 I 2.0 Turbo	B201XL, B202L	01/86 ⇒ 12/91
900 I 2.0 Turbo-16	B202L, BA32121	11/85 ⇒ 06/94
900 I 2.0 Turbo-16 S	B202XL	01/84 ⇒ 06/94
900 I 2.0 Turbo-16 S Cat	B202XL	01/89 ⇒ 12/93
900 I 2.1 -16	B212I	08/90 ⇒ 06/94

7.6031

REVERSING LIGHT SWITCHES

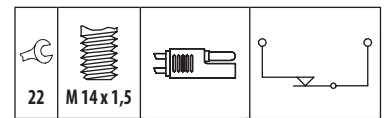
Adatt./Suitable:

FIAT

441 8600
5932478

Eliminated on 28-11-2016. Please verify the availability through our local distributors

- Eliminato il 28-11-2016. Verificare la disponibilità presso i nostri distributori
- Éliminé le 28-11-2016. Vérifier la disponibilité auprès de nos distributeurs sur place
- Am 28-11-2016 gestrichen. Evtl. Verfügbarkeit bitte bei unseren Händlern prüfen
- Eliminado en fecha 28-11-2016. Verificar la disponibilidad a través de nuestros distribuidores locales



FIAT		
PANDA I 650	141A.000	01/82 ⇒ 07/04

7.6035

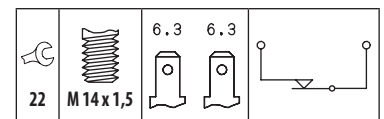
REVERSING LIGHT SWITCHES

Adatt./Suitable:

FIAT

4115020

LADA

2103-03710-630-00
2103-3716630

FIAT		
124 1200	124A.000	07/66 ⇒ 10/73
124 1400	124B2.000	12/68 ⇒ 12/72
124 1600	132AC.000	01/73 ⇒ 07/75
131 1.3 Mirafiori	131A6.000	10/74 ⇒ 09/81
LADA		
LADA 1.2	--	01/80 ⇒
LADA 1.3	--	01/80 ⇒
LADA 1.5	--	01/80 ⇒
NIVA I 1600	BA32121, F9Q	12/76 ⇒ 12/93

7.6036

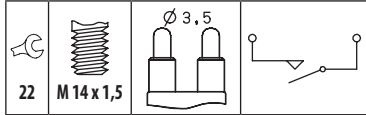


1

REVERSING LIGHT SWITCHES

Adatt./Suitable:

MITSUBISHI
 MW-9442728

VOLVO
 1307086
 1307086-7
 9442728

MITSUBISHI

CARISMA 1.9 DI-D	F9Q, F9Q	09/00 → 06/06
SPACE STAR 1.9 DI-D	F9Q, B19ET	02/01 → 12/04

VOLVO

240 1.8	B17A	11/78 → 07/85
240 2.0	B19ET, B21ET	10/82 → 12/93
240 2.1 Turbo	B21ET, B230A	08/80 → 07/85
240 2.3	B230A, D24	08/83 → 08/93
240 2.3 Cat	B230F	08/91 → 07/92
240 2.3 i Cat	B230F	08/86 → 07/93
240 2.4 Diesel	D24, B200E	08/78 → 08/93
240 2.8	B28E	10/80 → 09/84
260 2.8	B28E	08/80 → 07/85
740 2.0	B200E, B204FT	01/85 → 08/92
740 2.0 16V	B204E	09/87 → 08/90
740 2.0 16V Turbo	B204FT, B230A	08/89 → 07/90
740 2.0 GLE	B204E	09/87 → 08/90
740 2.0 Turbo	B200ET	09/87 → 08/90
740 2.3	B230A, B230ET	08/84 → 12/92
740 2.3 GL	B230E	08/84 → 08/87
740 2.3 Turbo	B230ET, D24T	08/85 → 08/91
740 2.4 Diesel	D24	08/84 → 07/92
740 2.4 TD	D24T, B230ET	08/85 → 12/90
740 2.4 TD Interc.	D24TIC	08/86 → 07/88
740 2.4 Turbo-Diesel	D24T	09/85 → 07/92
760 2.3	B230ET, B230ET	08/84 → 07/92
760 2.3 Turbo	B230ET, B28A	08/84 → 08/90
760 2.4 TD Interc.	D24TIC	08/87 → 07/92
760 2.4 Turbo Diesel	D24T	08/82 → 07/87
760 2.8	B28A, B280E	08/81 → 07/88
780 2.0i	B204GT	01/87 → 12/90
780 2.0i Turbo	B200ET	01/87 → 12/90
780 2.4 D	D24TIC	04/86 → 12/90
780 2.9	B280E, B5202S	08/86 → 07/90
850 2.0	B5202S, B5204FT	06/91 → 12/96
850 2.0 10V	B5202FS	08/94 → 12/97
850 2.0 Turbo	B5204FT, B5252	02/93 → 10/97
850 2.3	B5234FS	01/96 → 10/96
850 2.3 T5	B5234FT	02/93 → 12/96
850 2.3 T5 R	B5234T2	04/96 → 10/96
850 2.3 T5-R	B5234T4	08/95 → 12/96
850 2.3 Turbo R	B5234T5	06/95 → 10/97
850 2.4	B5252, B5252FS	06/91 → 12/96
850 2.4 AWD	B5254T	04/96 → 12/96
850 2.4 GLE	B5254T	09/93 → 10/97
850 2.5 10V	B5252FS, B200E	06/91 → 12/97
850 2.5 20V	B5254FS	08/91 → 12/97
850 2.5 TDI	D5252T	08/95 → 12/96
940 1.2.0	B200E, B230E	08/90 → 07/94
940 1.2.0 GL	B204E	09/90 → 04/92
940 1.2.0 Turbo	B200FT	08/90 → 07/95
940 1.2.3	B230E, B230FT	08/90 → 07/95
940 1.2.3 16V	B234G	08/90 → 07/92
940 1.2.3 Turbo	B230FT, B230FD	08/90 → 07/94
940 1.2.4 D	D24	08/90 → 07/95
940 1.2.4 TD Intercooler	D24TIC	08/90 → 12/94
940 1.2.4 Turbo Diesel	D24T	08/90 → 12/94
940 1.2.0 GLT	B200GT	10/94 → 05/97
940 1.2.0 Turbo	B200FT	04/96 → 10/98
940 1.2.3	B230FD, B230FT	08/94 → 05/97
940 1.2.3 ti	B230FK	01/95 → 10/98
940 1.2.3 Turbo	B230FT, B6254FS	08/94 → 12/98
940 1.2.4 TD Interc.	D24TIC	08/94 → 10/98

VOLVO

960 1.2.0	B204FT	08/90 → 09/93
960 1.2.3	B230GT	08/90 → 07/94
960 1.2.3 Turbo	B230FT	09/90 → 08/93
960 1.2.4 TD Interc.	D24TIC	09/91 → 07/94
960 11 2.5	B6254S	07/94 → 12/96
960 11 2.5 24V	B6254FS, B5202FS	01/95 → 08/97
S40 1.2.0 T	B4204T2	08/99 → 07/00
S70 2.0	B5202FS, B5202FS	01/97 → 11/00
S70 2.3	B5234FS	01/97 → 07/99
S70 2.3 T5 AWD	B5234T4	07/97 → 09/00
S70 2.3 Turbo	B5234FT+	01/97 → 11/00
S70 2.4	B5254S	06/98 → 11/00
S70 2.4 Bifuel	B5244S62	07/99 → 11/00
S70 2.4 Blu-Fuel	B5244S2	07/97 → 09/00
S70 2.5 20V	B5254FS	01/97 → 12/98
S70 2.5 Bifuel	GB5252S2	01/99 → 12/99
S90 2.5 24V	B6254GS	01/97 → 12/97
S90 2.9	B6304S2	01/97 → 05/98
S90 2.9 24V	B6304FS2	01/97 → 05/98
V40 1.9 T4	B4194T2	08/99 → 07/00
V70 1.2.0	B5202FS, B5234FT+	12/95 → 03/00
V70 1.2.3	B5234FS	01/97 → 07/99
V70 1.2.3 AWD	B5234T7	12/98 → 02/00
V70 1.2.3 T AWD	B5234FT+	04/97 → 03/00
V70 1.2.3 T-5	B5234T3	11/96 → 12/00
V70 1.2.3 T-5 AWD	B5234T3	01/97 → 12/00
V70 1.2.3 Turbo	B5234FT+, 1170A1.000	12/95 → 12/98
V70 1.2.4	B5254S	06/98 → 12/99
V70 1.2.4 Bifuel	B5244S62	08/99 → 03/00
V70 1.2.5	B5252FS	01/97 → 03/00
V70 1.2.5 20V	B5254FS	01/97 → 12/99
V70 1.2.5 Bifuel	GB5252S2	01/99 → 12/99
V90 2.5 24V	B6254GS	01/97 → 12/97
V90 2.9	B6304S2	01/97 → 12/98
V90 2.9 24V	B6304FS2	01/97 → 12/98

7.6038



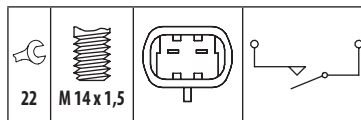
3

REVERSING LIGHT SWITCHES

Adatt./Suitable:

FIAT
 5997492
 7580599

INNOCENTI
 7580599

LANCIA
 5997492

FIAT

CINQUECENTO 0.9	170A1.000	07/91 → 12/93
CINQUECENTO 0.9 i.e.	170A1.046	07/91 → 09/94
CINQUECENTO 0.9 i.e. S	1170A1.000, 146B2.000	07/91 → 07/99
DUNA 1.7 DS	149B3.000	01/87 → 12/91
DUNA 60 1.1	146A6.000	01/87 → 12/91
DUNA 70 1.3	146A5.000	01/87 → 12/91
ELBA 1.3	146A5.000	04/91 → 02/95
ELBA 1.5	149C1.000	01/92 → 12/96
ELBA 1.7 D	146B2.000, 146B2.000	04/89 → 10/97
FIORINO I 1.1 60	146A9.000	11/86 → 04/88
FIORINO I 1.3	146A5.000	12/87 → 08/93
FIORINO I 1.3 D	127A5.000	05/84 → 12/88
FIORINO I 1.5	149C1.000	01/88 → 08/93
FIORINO I 1.7 D	149B3.000	12/87 → 12/90
FIORINO II 1.0 iE	156A2.246	11/92 → 04/96
FIORINO II 1.3	146A5.000	01/88 → 12/94
FIORINO II 1.4	146C5.000	11/92 → 05/01
FIORINO II 1.5 iE	149C1.000	01/88 → 10/92
FIORINO II 1.7 D	146B2.000, 146B2.000	01/88 →
FIORINO II 60 1.1	146A9.000	05/88 → 12/93
FIORINO II 60 1.7 D	146B2.000, 156A2.000	05/88 → 10/96
FIORINO II 70 1.3	146A5.000	01/88 → 12/94
FIORINO II 70 i.e. 1.4	146D5.000	05/94 → 05/01
FIORINO II 75 i.e. 1.5	149C1.000	05/88 → 12/93

FIAT

PANDA I 1.1	156C.046	05/91 → 03/95
PANDA I 1000	156A2.000, 141C2.000	01/85 →
PANDA I 1000 4x4	141C2.000, 141C2.000	01/86 → 12/94
PANDA I 1000 CLX	156A2.000	05/91 → 12/94
PANDA I 1000 Fire	156A2.000	05/86 → 04/91
PANDA I 1000 Fire [CHE]	156A2.146	11/87 → 04/91
PANDA I 1000 Fire [DEU]	156A2.048	01/86 → 07/89
PANDA I 1000 i.e	156A2.246	08/92 → 02/04
PANDA I 1000 i.e. Cat	141C2.000, 156C.046	10/87 → 08/98
PANDA I 1100	156C.046, 141B.000	05/91 → 12/99
PANDA I 1100 4x4	176B2.000	02/95 → 07/04
PANDA I 1100 i.e.	156C.046	01/86 → 04/91
PANDA I 1100 i.e. 4x4	187A1.000	12/00 →
PANDA I 1100 Trekking 4x4	156C.046	10/91 → 07/04
PANDA I 1300 D	156A5.000	04/86 → 12/92
PANDA I 750	141B.000, 146A.048	01/86 → 01/95
PANDA I 750 Cat	156A4.048	01/95 → 10/03
PANDA I 750 Fire	156A4.048	11/88 → 04/91
PANDA I 900	1170A1.046	04/92 → 12/96
PANDA I 900 CL	146A.048, 127A5.000	01/86 → 12/92
PANDA I 900 i.e.	1170A1.046	01/98 →
REGATA 1.1 60, 60 L	138B.000	10/83 → 08/86
REGATA 1.6	--	09/86 → 06/89
REGATA 100 Super 1.6	149A2.000	10/83 → 12/90
REGATA 60 Diesel 1.7	149B3.000	01/84 → 12/89
REGATA 65 Diesel 1.9	149A1.000	04/84 → 07/89
REGATA 80 Turbo Diesel 1.9	831D1.000	05/86 → 07/89
REGATA 85 1.5	149A5.000	05/85 → 12/87
RITMO I 1.1	146A4.048	04/85 → 12/87
RITMO I 1.3	149A3.000	11/83 → 08/85
RITMO I 1.5	138C2.048	10/85 → 05/87
RITMO I 1.6	149A4.000	01/83 → 12/87
RITMO I 1.7 Diesel	149B3.000	05/85 → 12/87
RITMO II 60 Diesel 1.7	138B6.000	10/82 → 10/85
RITMO II 75 1.5	138A2.000	09/85 → 12/88
SEICENTO / 600 0.9	1170A1.046	11/97 → 01/10
UNO 1.3 Super Diesel	127A5.000, 146A.000	06/83 → 03/92
UNO 1.3 Turbo i.e.	146A2.000	04/85 → 08/89
UNO 1.7 D	149B4.046	02/88 → 02/92
UNO 45 0.9	146A.000, 156A2.000	03/83 → 07/96
UNO 45 0.9 Trend	146A.048	09/89 → 09/92
UNO 45 1.0	156A2.000, 146A4.048	06/86 → 12/93
UNO 45 1.0 Fire	--	01/83 → 12/89
UNO 45 i.e. 1.0	156A2.246	04/84 → 10/95
UNO 50 1.1	156C.046	01/90 → 12/93
UNO 60 1.1	146A4.048, 146B2.000	05/85 → 12/92
UNO 60 1.1 SX	--	01/85 → 12/89
UNO 60 Diesel 1.7	149B3.000	07/86 → 08/89
UNO 70 1.3i SX	--	01/83 → 12/89
UNO 70 TD 1.4	146B.000	10/86 → 10/90
UNO 75 i.e. 1.5	138C2.048	10/85 → 12/93
UNO CS 1.1	146A6.000	09/87 → 09/91
UNO CS 1.7 DS	146B2.000, 149C2.000	07/87 → 09/91

FIAT (BR)

UNO 1.5	1.5	01/91 → 12/93
UNO 1.5i	1.5Spi	01/92 → 12/96
UNO 1.5i Furgoneta	1.5Spi	01/92 → 12/96
UNO 1.6iR	1.6Mpi	01/93 → 12/94
UNO 1.6R	1.6	01/90 → 12/93
UNO CS 1.5	1.5	01/91 → 12/93
UNO CS 1.5 Furgoneta	1.5	01/91 → 12/93
UNO CS 1.5i	1.5Spi	01/92 → 12/96
UNO CSL 1.6	1.6	01/91 → 12/93
UNO MILLE 1.0	1.0	01/91 → 12/95

INNOCENTI

ELBA 1.3	146A5.000	08/91 → 12/96
ELBA 1.5 i.e.	149C1.000	08/92 → 09/94
ELBA 1.7 D	146B2.000	08/91 → 12/96
MILLE 1.0i	146C7.000	02/93 → 02/98

LANCIA

DELTA I 1.6 GT i.e.	149C2.000, 831B3.000	08/86 → 08/92
DELTA I 1.6 HF Turbo	831B3.000, 831B6.000	08/86 → 03/89
DELTA I 1.9 Turbo DS	831D1.000	10/86 → 12/89
PRISMA 1.6	831B6.000, 156A2.000	08/86 → 02/92
PRISMA 1.6 i.e.	831B7.000	05/86 → 12/89
PRISMA 1.9 Diesel	831D.000	01/83 → 02/92
PRISMA 1.9 Turbo Diesel	831D1.000	05/85 → 12/89
Y10 1.0 Fire	156A2.100	06/85 → 06/91
Y10 1.0 Fire Catalytic-Conv	156A2.246	10/87 → 02/92
Y10 1.0 Fire Trazione integrale	156A2.000, 146A5.046	12/86 → 02/92
Y10 1.1 i.e Fire	156C.000	08/89 → 06/92
Y10 1.1 i.e Fire Trazione integrale	156C.000	08/89 → 06/92
Y10 1.1 i.e. Fire	156C.046	07/89 → 09/95

7.6042



1

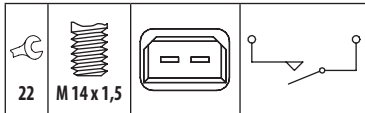
REVERSING LIGHT SWITCHES

Adatt./Suitable:

LADA

21080-3710410-01
2108-3710410
2108-3710410-01
2108-3710410-02
2108-3710410-03
2108-3710410-04

MARKET DIFFUSION: MEDIUM



LADA			
110 1.5	2110, 2112	10/00	⇒ 12/12
110 1.5 16V	2112, 21104	10/00	⇒ 12/10
110 1.6	21104, 2110	01/00	⇒ 12/12
110 1.6 16V	21124	10/04	⇒ 12/10
110 1.6 LPG	21114	10/04	⇒ 03/07
111 1.5	2110, 2112	10/00	⇒ 12/05
111 1.5 16V	2112, 2111	10/00	⇒ 12/05
112 1.5	2111, 2112	10/00	⇒ 12/05
112 1.5 16V	2112, 11183	10/00	⇒ 12/05
112 1.6	21104	03/06	⇒ 12/08
KALINA 1.4 16V	VAZ1118	11/08	⇒ 12/13
KALINA 1.4 16V LPG	VAZ1118	11/08	⇒
KALINA 1.6	11183, --	10/04	⇒
SAMARA 1.5	--, B18E	01/97	⇒
SAMARA 1100	BA321081	02/88	⇒ 12/94
SAMARA 1300	BA32108	01/86	⇒ 12/94
SAMARA 1500	BA321083	09/87	⇒ 12/96

7.6044



1

REVERSING LIGHT SWITCHES

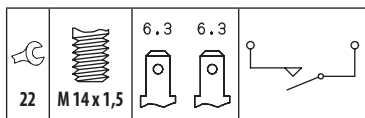
Adatt./Suitable:

VOLVO

3416102
3416102-6

03 Supplied until depletion

- Fornibile fino ad esaurimento delle scorte
- Fourni jusqu'à épuisement du stock
- Lieferbar solange vorrat reicht
- Suministrado hasta el stock termina



VOLVO			
440 1.6	B16F	09/88	⇒ 12/96
440 1.7	B18E, B18FT	08/88	⇒ 12/96
440 1.7 Turbo	B18FT, B18U	08/88	⇒ 12/96
440 1.8	B18U, B20F	08/91	⇒ 12/96
440 2.0	B20F, B18EP	08/92	⇒ 07/96
460 1.6	B16F	07/92	⇒ 07/96
460 1.7	B18EP, B18FT	09/88	⇒ 07/96
460 1.7 Turbo	B18FT, B20F	08/89	⇒ 07/96
460 1.8	B18U	08/91	⇒ 07/96
460 2.0	B20F, B18E	08/92	⇒ 07/96
480 1.7	B18E, B18FT	04/86	⇒ 07/96
480 1.7 Turbo	B18FT, B2021	08/87	⇒ 07/96
480 2.0	B20F	08/92	⇒ 09/95

7.6045



1

REVERSING LIGHT SWITCHES

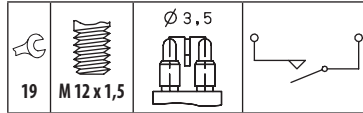
Adatt./Suitable:

SAAB

95 12 948
95 29 363

03 Supplied until depletion

- Fornibile fino ad esaurimento delle scorte
- Fourni jusqu'à épuisement du stock
- Lieferbar solange vorrat reicht
- Suministrado hasta el stock termina



SAAB			
9000 2.0 -16	B2021, B202	12/85	⇒ 01/93
9000 2.0 -16 CS	B2021	01/89	⇒ 12/98
9000 2.0 -16 Turbo	B202, 4G63(SOHC8V)	09/84	⇒ 08/93
9000 2.0 -16 Turbo CD	B202XL	09/88	⇒ 08/93
9000 2.3 -16 CD	B2341	08/89	⇒ 12/98
9000 2.3 -16 CD Turbo	B234L	07/90	⇒ 12/98
9000 2.3 -16 CS	B2341	09/89	⇒ 12/98
9000 2.3 -16 Turbo	B234L	09/90	⇒ 12/98

7.6047



3

REVERSING LIGHT SWITCHES

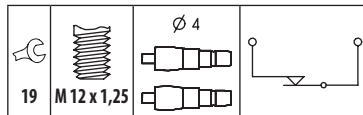
Adatt./Suitable:

HYUNDAI

93860-14500
93860-31100

MITSUBISHI

MD-700198
MD-703797
MD-730709



HYUNDAI			
STELLAR 1.4	4G33	10/83	⇒ 08/86
STELLAR 1.6	G32B	10/83	⇒ 12/91
MITSUBISHI			
CONQUEST 2.6	--	01/84	⇒
L200 II 1.6	4G32	04/87	⇒ 10/96
L200 II 2.0	4G63(SOHC8V), 4G63(SOHC8V)	10/86	⇒ 08/96
L200 II 2.0 4WD	4G63(SOHC8V), 4D56(8V)	11/86	⇒ 08/96
L200 II 2.4	4G64(12V)	06/90	⇒ 10/96
L200 II 2.4 4WD	4G64(12V)	06/94	⇒ 10/96
L200 II 2.5 D	4D56(8V), 4D56(8V)	10/86	⇒ 10/96
L200 II 2.5 D 4WD	4D56(8V), 4D56T	12/86	⇒ 10/96
L200 II 2.5 TD 4WD	4D56T	11/92	⇒ 08/96
L200 II 2.6 4WD	G54B	11/89	⇒ 05/95
MONTERO 2.5 TDIC 4x4	4D56(12V)	05/86	⇒ 02/91

7.6048



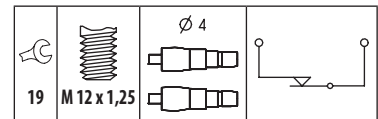
3

REVERSING LIGHT SWITCHES

Adatt./Suitable:

MITSUBISHI

MD-701797
MD-705863
MD-712535



MITSUBISHI

L200 II 1.6 | 4G32 | 04/87 ⇒ 10/96

7.6051



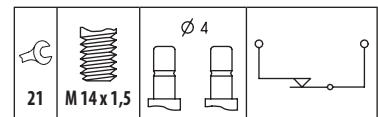
1

REVERSING LIGHT SWITCHES

Adatt./Suitable:

TOYOTA

84210-26010



TOYOTA

HILUX III 1.6 | 12R | 08/78 ⇒ 07/83

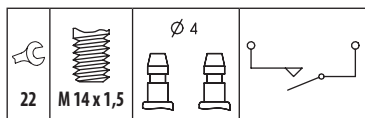
7.6052



1

REVERSING LIGHT SWITCHES

Adatt./Suitable:

TOYOTA
84210-14010


TOYOTA

COROLLA IV 1.8 D	1C	01/83 ⇨ 08/87
COROLLA V 1.8 D	1C, F2	06/83 ⇨ 05/88

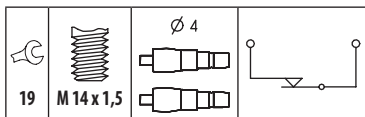
7.6055



1

REVERSING LIGHT SWITCHES

Adatt./Suitable:

NISSAN
32005-H5000
32005-K1204


Adatt./Suitable:

MAZDA
F 403-17-640 D
G 401 17 640
G 401 17 640A
G 401 17 640B
G 401-17-640 C
G 5A9-17-640 B
H 502 17 640 D

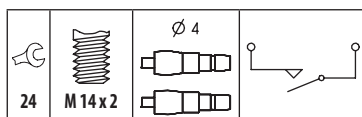
7.6062



1

REVERSING LIGHT SWITCHES

Adatt./Suitable:

MAZDA
1 391 17 640
1 391-17-640 A
M 506-17-640
M 506-17-640 A


MAZDA

929 III 2.0	FE(8V)	06/87 ⇨ 12/88
929 III 2.2	--	01/86 ⇨ 12/91
929 III 2.2 12V	F2, FECK	02/87 ⇨ 05/89
929 III 2.2 i	F2-EGI	05/87 ⇨ 12/88
E2000 2.0 4x4	FECK, FEJM	11/87 ⇨ 07/91
E2000 2.0i 12v 4x4	FEJM, 8AN1	09/90 ⇨ 08/99
E2200 2.2 4x4	R294	11/87 ⇨ 03/97
E2200 2.2 D 4x4	R2L4	04/98 ⇨ 08/99
E-SERIE E2000 4WD	FEBN	10/88 ⇨ 09/89
E-SERIE E2200 D 4WD	R2	02/97 ⇨ 05/03
MIATA 1.6i 16v	CE16I	03/90 ⇨ 08/93
MIATA 1.6i 16v GT	CE16T	11/90 ⇨ 08/93
MIATA 1.8i [USA]	--	01/94 ⇨
MX-5 I 1.6	8AN1, BPF1	05/90 ⇨ 04/98
MX-5 II 1.8	BPF1, B50	01/93 ⇨ 04/98
RX 7 II 1.3	RE13B	11/85 ⇨ 04/89

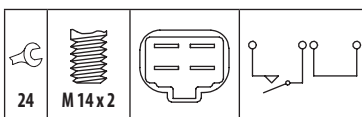
7.6064



3,5

REVERSING LIGHT SWITCHES

Adatt./Suitable:

MAZDA
F 403-17-640 D
G 401 17 640
G 401 17 640A
G 401 17 640B
G 401-17-640 C
G 5A9-17-640 B
H 502 17 640 D


MAZDA

323V 1.5	B50, B6(SOHC)	08/85 ⇨ 05/89
----------	---------------	---------------

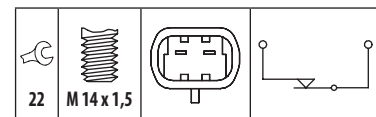
7.6065



3

REVERSING LIGHT SWITCHES

Adatt./Suitable:

FIAT
7579681
7674086
7696882


FIAT

126 650	126A1.048	07/77 ⇨ 09/87
126 700	126A2.000, 170A.000	09/87 ⇨ 06/96
CINQUECENTO 0.7	170A.000, --	12/91 ⇨ 02/98
CINQUECENTO 0.7 i	170A.046	07/94 ⇨ 01/98

FSO

126P 0.6	--, AR06416	09/72 ⇨ 12/91
----------	-------------	---------------

7.6066



3

REVERSING LIGHT SWITCHES

Adatt./Suitable:

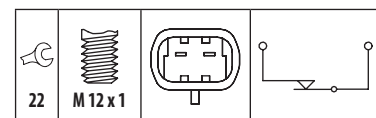
ALFA ROMEO
756 513 5
164 00 44 045 01/00
60800340

FIAT

7565135

LANCIA

7565135



ALFA ROMEO

164 2.0 T.S.	AR06416, AR06476	06/87 ⇨ 09/92
164 2.0 Turbo	AR06476, AR06410	10/87 ⇨ 09/98
164 2.0 Twin Spark	AR06420	06/87 ⇨ 09/92
164 2.0 V6 Turbo	AR64101	03/91 ⇨ 09/92
164 2.5 TD	VM84A	06/87 ⇨ 09/92
164 3.0	AR06410	11/87 ⇨ 09/91
164 3.0 Lusso [USA] [CAN]	AR06412	10/91 ⇨ 03/93
164 3.0 Super	64303	06/87 ⇨ 09/92
164 3.0 V6	AR06410, --	06/87 ⇨ 09/92

FIAT			
CROMA I 1600	154A.048	12/85 ⇒	12/90
CROMA I 1900 Turbo D i.d.	--, 154A1.000	01/87 ⇒	10/92
CROMA I 2000 CHT	154A1.000, 154C3.000	12/85 ⇒	09/92
CROMA I 2000 i.e.	154C3.000, 154A2.000	03/86 ⇒	12/96
CROMA I 2000 i.e. Turbo	154A2.000, 8144.91.2000	12/85 ⇒	08/96
CROMA I 2500 D	8144.67	12/85 ⇒	12/89
CROMA I 2500 TD	8144.91.2000, 831E5.000	12/85 ⇒	08/96
LANCIA			
DEDRA 2.0 HF Integrale	835A7.046	11/90 ⇒	07/94
DEDRA 2.0 i.e. Turbo	835A8.046	04/91 ⇒	07/99
DEDRA 2.0 i.e. Turbo Integrale	835A7.000	05/90 ⇒	07/94
DEDRA 2.0 Turbo	835A8.000	11/90 ⇒	06/94
DELTA I 2.0 16V HF Evo Integrale	831E5.000, 831B5.000	06/93 ⇒	01/94
DELTA I 2.0 16V HF Integrale	831D5.000	03/89 ⇒	09/91
DELTA I 2.0 HF Integrale	831B5.000, 834B2.000	11/86 ⇒	12/92
PRISMA 2.0 i.e. Trazione integrale	831B4.000	04/86 ⇒	12/89
THEMA 2000 16V Turbo	834C1.000	12/88 ⇒	06/90
THEMA 2000 i.e.	834B1.000	09/88 ⇒	05/92
THEMA 2000 i.e.	834B.146	09/87 ⇒	05/92
THEMA 2000 i.e. 16V	834B2.000, 834C1.000	05/88 ⇒	08/92
THEMA 2000 i.e. 16V Turbo	834C1.000, 8144.975	12/88 ⇒	03/93
THEMA 2000 i.e. Turbo	834C.146	07/86 ⇒	05/90
THEMA 2000 Turbo	834C.146	12/88 ⇒	03/92
THEMA 2500 Turbo DS	8144.975, 834E.000	05/88 ⇒	07/92
THEMA 2850 V6 i.e.	834E.000, F105L	11/84 ⇒	05/92
THEMA 8.32	F105L, 312A1.000	09/87 ⇒	05/92

7.6067



3

REVERSING LIGHT SWITCHES

Adatt./Suitable:

ABARTH

46410523
7615564

ALFA ROMEO

46410523
60806108
60810259
60811423
7615564

CHRYSLER

46410523

CITROËN

2257 64

FIAT

46410523
7588520
7615564

GENERAL MOTORS

95 512 169

INNOCENTI

46410523

JEEP

46410523

LANCIA

46410523
7588520
7615564

OPEL

12 39 149
95512169

PEUGEOT

2257 64

VAUXHALL

95512169

1267 Seal coating on thread

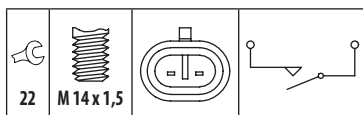
• Rivestimento sigillante sulla filettatura

• Revêtement de scellement sur le filetage

• Beschichtungsmasse am Gewinde

• Revestimiento impermeabilizante en la rosca

MARKET DIFFUSION: HIGH



ABARTH

500 1.4	312A1.000, 312A1.000	08/08 ⇒	
500 MY12 1.4	--	01/12 ⇒	
500C / 595C 1.4	312A1.000, AR32102	09/09 ⇒	

ALFA ROMEO

145 1.4 i.e. 16V T.S.	AR33503	12/96 ⇒	01/01
145 1.6 16V T.S.	AR32102	09/97 ⇒	12/00
145 1.6 i.e. 16V T.S.	AR32102, AR33601	12/96 ⇒	01/01
145 1.6 LPG	AR32102	01/98 ⇒	01/01
145 1.8 i.e. 16V T.S.	AR67106	12/96 ⇒	12/98
145 1.8 i.e. 16V T.S. [BRA]	AR67199	10/96 ⇒	02/99

ALFA ROMEO

145 1.8 Twin Spark iE	AR32201	03/98 ⇒	01/01
145 1.9 TD	AR33601, AR32102	10/94 ⇒	02/99
145 2.0	AR32301	03/98 ⇒	01/01
145 2.0 16V T.S.	AR67204	10/95 ⇒	01/01
145 2.0 16V T.SPARK [BRA]	AR67299	10/96 ⇒	02/99
145 2.0 16V T.SPARK Q.V. [BRA]	AR67299	10/95 ⇒	09/96
146 1.4 i.e. 16V T.S.	AR33503	11/96 ⇒	01/01
146 1.6 16V T.S.	AR32102	09/97 ⇒	12/00
146 1.6 i.e. 16V T.S.	AR32102, AR33601	11/96 ⇒	10/01
146 1.8 i.e. 16V T.S.	AR67106	11/96 ⇒	01/01
146 1.8 Twin Spark iE	AR32201	03/96 ⇒	10/01
146 1.9 TD	AR33601, AR32104	12/94 ⇒	02/99
146 2.0	AR32301	03/97 ⇒	10/01
146 2.0 16V T.S.	AR67204	10/95 ⇒	01/01
147 1.6 16V T.SPARK	AR32104	01/01 ⇒	03/10
147 1.6 16V T.SPARK ECO	AR37203	01/01 ⇒	03/10
147 1.6 LPG	AR32104, AR67103	03/01 ⇒	03/10
147 1.9 JTD	182B9.000	06/03 ⇒	03/10
147 2.0 16V T.SPARK	AR32310	01/01 ⇒	03/10
155 1.6 16V T.S.	AR67601	05/96 ⇒	12/97
155 1.7 T.S.	AR67103, AR67101	04/93 ⇒	04/96
155 1.7 T.S. 16V	AR67106	05/96 ⇒	12/97
155 1.8 T.S.	AR67101	02/92 ⇒	05/94
155 1.8 T.S. Sport	AR67101, AR33601	03/92 ⇒	12/96
155 1.9 TD	AR33601, AR67201	04/93 ⇒	12/97
155 2.0 T.S.	AR67201, AR67204	02/92 ⇒	05/95
156 2.0 T.S. 16V	AR67204, AR32102	03/95 ⇒	12/97
156 1.6 16V T.SPARK	AR32102, AR32102	09/97 ⇒	09/05
156 1.6 16V T.SPARK.	AR32102, AR32201	05/00 ⇒	05/06
156 1.8 16V T.SPARK	AR32201, AR32301	05/00 ⇒	05/06
156 2.0 16V T.SPARK	AR32301, 932A2.000	05/00 ⇒	06/02
156 2.0 JTS	932A2.000, 932A2.000	01/02 ⇒	05/06
156 2.0 Twin Spark	AR32303	11/97 ⇒	04/00
GT 1.8 TS	AR32205	11/03 ⇒	09/10
GT 2.0 JTS	932A2.000, AR16201	11/03 ⇒	09/10
GTV 1.8 Twin Spark	AR32201	09/97 ⇒	03/03
GTV 2.0 JTS	937A1.000	04/03 ⇒	10/05
GTV 2.0 T.SPARK 16V	AR16201, 199B1.000	06/95 ⇒	10/05
GTV 2.0 Twin Spark	AR32301	09/97 ⇒	03/03
MITO 0.9 TwinAir	199B6.000	04/13 ⇒	
MITO 1.3 JTD	199B4.000	01/11 ⇒	
MITO 1.3 Multijet	199B1.000, 198A4.000	10/09 ⇒	
MITO 1.4 Bifuel	198A4.000, 955A2.000	07/11 ⇒	
MITO 1.4 MultiAir	940A2.000	09/09 ⇒	
MITO 1.4 TB	955B1.000	12/13 ⇒	
MITO 1.4 TJet	198A4.000	08/08 ⇒	
MITO 1.4 Turbo MultiAir	955A2.000, AR16201	10/09 ⇒	
MITO 1.6 JTD	198A2.000	08/08 ⇒	
SPIDER II 1.8 Twin Spark	AR32201	09/97 ⇒	03/03
SPIDER II 2.0 JTS	937A1.000	04/03 ⇒	04/05
SPIDER II 2.0 T.SPARK 16V	AR16201, F13DTE6	06/95 ⇒	04/05
SPIDER II 2.0 Twin Spark	AR32301	05/98 ⇒	08/00

CHRYSLER

YPSILON 1.3 Multijet	199B1.000	05/11 ⇒	
----------------------	-----------	---------	--

CITROËN

NEMO 1.3 BlueHdi 80	F13DTE6, F13DTE5	02/16 ⇒	
NEMO 1.3 HDi 75	F13DTE5, F13DTE6	10/10 ⇒	
NEMO 1.3 HDi 80	F13DTE6, KFT(TU3A)	10/15 ⇒	
NEMO 1.4	KFT(TU3A), 199B1.000	02/08 ⇒	
NEMO 1.4 HDi	8H5(DV4TED)	02/08 ⇒	

FIAT

500 1.3 D Multijet	199B1.000, 199B1.000	12/09 ⇒	
500 C 1.3 D Multijet	199B1.000, 199B4.000	09/09 ⇒	
500 MY12 1.3 JTD	--	01/12 ⇒	
500 MY15 1.3 JTD	--	01/15 ⇒	
500L 1.3 D Multijet	199B4.000, 55263842	09/12 ⇒	
500X 1.3 D Multijet	55266963	06/15 ⇒	
500X 1.6	55263842, 183A1.000	09/14 ⇒	
BARCETTA 1.8 16V	183A1.000, 182A4.000	04/95 ⇒	05/05
BRAVA 1.4 12V	182A3.000	10/95 ⇒	08/98
BRAVA 1.6 16V	182A4.000, 182A7.000	10/95 ⇒	12/02
BRAVA 1.8 GT 16V	182A2.000	10/95 ⇒	08/01
BRAVA 1.9	160A7.000	10/95 ⇒	05/97
BRAVA 1.9 JTD	182A7.000, 182A7.000	09/00 ⇒	10/01
BRAVA 1.9 JTD 105	182B4.000	12/98 ⇒	10/01
BRAVA 1.9 TD 100 S	182A7.000, 178A8.011	03/96 ⇒	10/01
BRAVA 1.9 TD 75 S	182A8.000	03/96 ⇒	10/01
BRAVO I 1.4	182A3.000	10/95 ⇒	10/01
BRAVO I 1.6	182B6.000	09/00 ⇒	10/01
BRAVO I 1.6 16V	178A8.011, 182A7.000	10/95 ⇒	10/01
BRAVO I 1.8 GT	182A2.000	10/95 ⇒	10/01
BRAVO I 1.9	160A7.000	10/95 ⇒	05/97
BRAVO I 1.9 JTD	182A7.000, 182A7.000	09/00 ⇒	10/01
BRAVO I 1.9 JTD 105	182B4.000	12/98 ⇒	10/01
BRAVO I 1.9 TD 100 S	182A7.000, 182A1.000	03/96 ⇒	10/01
BRAVO I 1.9 TD 75 S	182A8.000	03/96 ⇒	10/01
BRAVO I 2.0 HGT 20V	182A1.000, 182A1.000	10/95 ⇒	07/98

FIAT

COUPE 1.8 16V	183A1.000	03/96 ⇒	08/00
COUPE 2.0 16V	836A3.000	11/93 ⇒	08/96
COUPE 2.0 16V [BRA]	836A3.011	11/93 ⇒	08/96
COUPE 2.0 20V	182A1.000, 188A8.000	08/96 ⇒	09/98
DOBLO 1.1.2	223A5.000	03/01 ⇒	
DOBLO 1.1.3 D Multijet	199A2.000	10/05 ⇒	
DOBLO 1.1.3 JTD	199A2.000	05/05 ⇒	
DOBLO 1.1.3 JTD 16V	188A8.000, 199A3.000	05/04 ⇒	12/06
DOBLO 1.1.3 JTD 16V Multijet	223A9.000	08/06 ⇒	
DOBLO 1.1.3 JTD Multijet	199A3.000, 198A3.000	02/10 ⇒	
DOBLO 1.1.6 JTD Multijet/ Multijet	198A3.000, 182B9.000	02/10 ⇒	
DOBLO 1.1.9 D	223A6.000	03/01 ⇒	
DOBLO 1.1.9 D Multijet	186A9.000	10/05 ⇒	
DOBLO 1.1.9 JTD	182B9.000, 199A3.000	10/01 ⇒	
DOBLO 1.1.9 JTD 8V	--	10/05 ⇒	
DOBLO 1.1.9 JTD Multijet	186A9.000	12/06 ⇒	
DOBLO II 1.3 D Multijet	199A3.000, 198A3.000	02/10 ⇒	
DOBLO II 1.6 D Multijet	198A3.000, 146B2.000	02/10 ⇒	
DOBLO II 2.0 D Multijet	263A1.000	01/10 ⇒	
ELBA 1.4	146D5.000	10/93 ⇒	02/95
ELBA 1.7 D	146B2.000, 146C6.000	04/89 ⇒	10/97
FIORINO II 1.2 MPI	178E8.011	01/04 ⇒	
FIORINO II 1.4	146C5.000	11/92 ⇒	05/01
FIORINO II 1.6	146C6.000, 146B2.000	01/94 ⇒	05/01
FIORINO II 1.7 D	146B2.000, 146B2.000	01/88 ⇒	
FIORINO II 1.7 TD	146D7.000	11/96 ⇒	05/01
FIORINO II 60 1.7 D	146B2.000, 146C5.000	05/88 ⇒	10/96
FIORINO II 65 1.7 TD	146D7.000	01/97 ⇒	05/01
FIORINO II 70 i.e. 1.4	146C5.000, 146C6.000	05/94 ⇒	05/01
FIORINO II 75 i.e. 1.4	146C6.000, 199A2.000	10/93 ⇒	05/01
FIORINO III 1.3 D Multijet	199A2.000, 199A2.000	11/07 ⇒	
GRANDE PUNTO 1.3 JTD Multijet	199A2.000, 188A9.000	02/06 ⇒	06/13
IDEA 1.2 D	--	01/08 ⇒	
IDEA 1.3 D Multijet	188A9.000, --	01/04 ⇒	
IDEA 1.3 JTD Multijet	199B1.000	05/08 ⇒	12/12
LINEA 1.3 D Multijet	--, 182B6.000	06/07 ⇒	
LINEA 1.4 16V [IND]	--	06/07 ⇒	
LINEA 1.4 16V TURBO [IND]	--	09/07 ⇒	
LINEA 1.4 T-Jet	198A4.000	09/07 ⇒	
LINEA 1.6	--	07/08 ⇒	
LINEA 1.8 Flex	370A0.011	09/10 ⇒	
MAREA 1.6	182B6.000, 182A4.000	09/00 ⇒	08/02
MAREA 1.6 100 16V	182A4.000	09/96 ⇒	05/02
MAREA 1.6 100 16V Bipower	182A4.000, 182A7.000	04/99 ⇒	05/02
MAREA 1.6 16V	185A3.000	04/97 ⇒	02/99
MAREA 1.6 SX	182B5.098	09/00 ⇒	08/02
MAREA 1.8 115 16V	182A2.000	09/96 ⇒	05/02
MAREA 1.9 JTD	182B9.000	01/01 ⇒	12/07
MAREA 1.9 JTD 105	182B4.000	12/98 ⇒	12/02
MAREA 1.9 JTD 110	186A6.000	09/00 ⇒	08/02
MAREA 1.9 TD	182A7.000, 182A7.000	08/96 ⇒	02/99
MAREA 1.9 TD 100	182A7.000, 182A1.000	05/96 ⇒	06/03
MAREA 1.9 TD 75	182A8.000	09/96 ⇒	05/02
MAREA 2.0 150 20V	182A1.000, 182B4.000	01/01 ⇒	04/99
MAREA 2.0 155 20V	182B7.000	04/99 ⇒	02/03
MAREA 2.0i 20v [BRA]	182A1.011	10/96 ⇒	04/99
MARENGO 1.9 JTD	182B4.000, 182A7.000	03/99 ⇒	08/02
MARENGO 1.9 TD	182A7.000, 182B6.000	07/96 ⇒	02/99
MULTIPLA 1.6	182B6.000, 182B6.000	09/00 ⇒	06/10
MULTIPLA 1.6 100 16V	182A4.000	04/99 ⇒	0

FIAT		
PALIO 1.6 16V 100	178C8.098	01/98 →
PALIO 1.7 D	176B3.000	04/96 →
PALIO 1.7 TD	176A3.000, 199A1.000	04/96 →
PALIO 1.9 D	223A6.000	03/01 →
PALIO 1.9 JTD	188A2.000	09/01 →
PANDA III 1.3 D Multijet	199A1.000, 199A1.000	02/12 →
PANDA III 1.3 D Multijet 4x4	199A1.000, 199A3.000	06/12 →
PRATICO 1.3 JTD Multijet	199A3.000, 176A4.000	02/10 →
PUNTO I 1.4 GT Turbo	176A4.000, 176A3.000	10/93 → 07/99
PUNTO I 1.7 TD	176A3.000, 183A1.000	01/94 → 09/99
PUNTO II 1.3 D Multijet	188A9.000	02/05 → 10/09
PUNTO II 1.3 JTD	188A9.000	06/03 → 10/05
PUNTO II 1.3 JTD 16V	188A9.000	06/03 → 03/12
PUNTO II 1.8 130 HGT	183A1.000, 199A2.000	09/99 → 03/12
PUNTO II 1.8 16V	188A6.000	06/03 →
PUNTO II 1.9 D 60	188A3.000	02/00 → 10/09
PUNTO II 1.9 DS 60	188A3.000	09/99 → 03/12
PUNTO II 1.9 JTD	188A7.000	02/00 → 03/12
PUNTO II 1.9 JTD 80	188A2.000	09/99 → 03/12
PUNTO III / GRANDE PUNTO 1.2 [IND]	--	01/08 →
PUNTO III / GRANDE PUNTO 1.3 D Multijet	199A2.000, 199A2.000	10/05 →
PUNTO III / GRANDE PUNTO 1.3 JTD	--	01/08 → 09/09
PUNTO III / GRANDE PUNTO 1.3 JTD Actual	--	09/09 →
PUNTO III / GRANDE PUNTO 1.3 Multijet [IND]	--	01/08 →
PUNTO III / GRANDE PUNTO 1.4 16V [IND]	--	01/08 →
PUNTO III / GRANDE PUNTO 1.4 T-Jet	198A4.000	09/07 →
PUNTO III EVO 1.3 D Multijet	199A2.000, 199A7.000	07/08 →
PUNTO III EVO 1.4	199A7.000, 199A2.000	03/09 →
PUNTO III EVO 1.4 Natural Power	350A1.000	10/09 → 02/12
PUNTO III 1.3 D Multijet	199A2.000, 199A2.000	04/08 →
PUNTO III 1.3 JTD Multijet	955B2.000	05/18 →
PUNTO III 1.4 Natural Power	350A1.000	03/12 →
QUBO 1.3 D Multijet	199A2.000, 138B2.000	02/08 →
REGATA 1.6	--	09/86 → 06/89
REGATA 70 1.3	138B2.000, 178B5.000	09/83 → 07/89
SIENA 1.2	178B5.000, 178B2.000	01/98 →
SIENA 1.2 16V	178D7.055	01/02 →
SIENA 1.2 MJTD	--	01/02 →
SIENA 1.3 JTD	188A9.000	09/03 → 12/09
SIENA 1.4	178B2.000, 178B2.000	01/07 → 12/09
SIENA 1.4 Cat	178B2.000, 178E5.022	04/96 → 12/09
SIENA 1.5	178E5.022, 178B5.000	09/02 →
SIENA 1.6 16V	178B3.000	09/98 →
SIENA 1.7 [CHN]	--	01/06 →
SIENA 1.7 D	176A3.000	03/02 →
SIENA 1.7 D [MAR]	176B3.000	01/98 →
SIENA 1.7 TD	176A3.000	02/06 → 12/09
SIENA 1.7 TD [IND]	178C9.066	04/99 →
STILO 1.8 16V	192A4.000	10/01 → 08/08
STILO 1.9 D Multijet	192A9.000	09/05 → 08/08
STILO 1.9 JTD	192A3.000	10/01 → 08/08
STRADA 1.2	178B5.000, 176A3.000	04/03 →
STRADA 1.3 D	--	01/11 →
STRADA 1.3 D Multijet	199B1.000	05/06 →
STRADA 1.7 TD	176A3.000, 199A2.000	10/06 → 12/08
STRADA 1.9 D	223A6.000	12/00 →
STRADA 1.9 JTD	188A2.000	04/03 →
TEMPRA 1.4 i.e.	159A2.000, 159A3.000	04/90 → 08/96
TEMPRA 1.6	159A3.000, 159A3.046	03/90 → 12/96
TEMPRA 1.6 i.e.	159A3.046, 159A4.000	06/90 → 08/96
TEMPRA 1.8 4x4	159A4.000	07/92 → 06/93
TEMPRA 1.8 i.e.	159A4.000, 160A6.000	03/90 → 08/96
TEMPRA 1.9 D	160A7.000	07/91 → 08/96
TEMPRA 1.9 TD	160A6.000, 160A1.000	05/90 → 08/96
TEMPRA 1.9 TDE	160A6.046	07/90 → 03/93
TEMPRA 2.0	159A6.046	04/90 → 06/93
TEMPRA 2.0 i.e.	159A6.046	10/90 → 08/96
TEMPRA 2.0 i.e. [BRA]	159A6.011	04/93 → 12/96
TIPO I 1.1	160A3.000	01/88 → 10/91
TIPO I 1.1 i.e.	156C.046	10/94 → 10/95
TIPO I 1.4	160A1.000, 159A2.000	07/87 → 12/89
TIPO I 1.4 i.e.	159A2.000, 159A3.048	05/89 → 04/95
TIPO I 1.6	159A3.048, 159A3.046	01/88 → 10/95
TIPO I 1.6 i.e.	159A3.046, 149B4.000	07/90 → 04/95
TIPO I 1.6 i.e. [BRA]	160E2.011	03/93 → 04/95
TIPO I 1.6 SX DGT	159A3.000	05/89 → 10/95
TIPO I 1.7 D	149B4.000, 159A4.000	01/88 → 10/95
TIPO I 1.8 i.e.	836A5.000	03/93 → 04/95
TIPO I 1.8 i.e.	159A4.000, 160A6.000	10/90 → 10/95
TIPO I 1.8 i.e. 16V Sport	160A5.000	11/89 → 06/92
TIPO I 1.9 D	160A7.000	07/91 → 08/95

FIAT		
TIPO I 1.9 TD	160A6.000, 159A5.046	09/90 → 04/95
TIPO I 2.0	159A5.046, 159A5.046	10/90 → 04/95
TIPO I 2.0 16V	160A8.046	07/91 → 04/95
TIPO I 2.0 i.e.	159A5.046, 199B1.000	03/90 → 04/95
TIPO I 2.0 i.e. [BRA]	159A6.011	03/93 → 10/95
TIPO I 2.0 i.e. 16V Sport	836A3.000	03/93 → 04/95
TIPO II 1.3 D	199B1.000, 146A8.000	10/15 →
UNO 1.0	156A2.000	06/89 → 02/92
UNO 1.0 i.e.	146C7.000	09/89 → 03/94
UNO 1.3 Turbo i.e.	146A2.246	09/89 → 03/91
UNO 1.4 Super	146C2.028	09/89 → 09/92
UNO 1.4 Turbo i.e.	146A8.000, 146C1.000	09/89 → 12/96
UNO 1.7 D	146B2.000	02/88 → 08/00
UNO 1.7 DS Super	146B2.000	09/89 → 03/94
UNO 1.9 D	149B5.046	09/89 → 03/94
UNO 50 1.1	156C.046	01/90 → 12/93
UNO 60 Diesel 1.7	146B2.000	09/89 → 12/93
UNO 70 i.e. 1.4	146C1.000, 146C5.000	09/89 → 07/96
UNO 70 S 1.4	160A1.048	10/88 → 06/06
UNO 70 TD 1.4	146B3.000	10/86 → 10/90
UNO 75 i.e. 1.5	149C1.000	10/85 → 12/93
UNO Mondo 1.0	146A2.166	01/98 →
UNO Mondo 1.0 [IND]	146A2.166	01/98 →
UNO Mondo 1.0 i.e.	146D8.000	01/96 →
UNO Mondo 1.2 i.e. [IND]	178D5.066	01/96 →
UNO Mondo 1.4 Super	146C2.028	01/96 →
UNO Mondo 1.7 DS	146B2.000	01/96 →
UNO Mondo 1.7 DS [IND]	146B2.000	01/96 →
VIAGGIO 1.4 Fire T-Jet	--	01/12 →

FIAT (BR)

BRAVA 1.6i 16v	1.6Mpi	01/00 →
BRAVA 1.8i 16v	1.8Mpi	01/00 →
COUPÉ 2.0i 16V	2.0Mpi	01/95 → 12/97
MAREA 1.8i 16v	1.8Mpi	01/00 → 12/01
MAREA 2.0i 20v	2.0Mpi	01/99 → 12/00
MAREA 2.4i 20v	2.4Mpi	01/01 →
PALIO 1.0i	1.0Mpi	01/96 →
PALIO 1.0i 16v	1.0Mpi16vFire	01/01 →
PALIO 1.3i 16v	1.3Mpi16vFire	01/00 →
PALIO 1.5i	1.5Mpi	01/96 → 12/00
PALIO 1.6i	1.6Mpi	01/99 → 12/00
PALIO 1.6i 16v	1.6Mpi16v	01/96 →
SIENA 1.3i 16v	1.3MpiFire	01/00 → 12/00
SIENA 1.5i	1.5Mpi	01/99 → 12/00
SIENA 1.6i	1.6Mpi	01/98 → 12/00
SIENA 1.6i 16v	1.6Mpi	01/98 → 12/99
STRADA 1.5i	1.5Mpi	01/99 → 12/01
STRADA 1.6i 16v	1.6Mpi	01/99 →
STRADA 1.6i 8v	1.6Mpi	01/99 → 12/00
TIPO 1.6i	1.6Mpi	01/93 → 12/97
TIPO 2.0i 16V	2.0Mpi	01/94 → 12/95
TIPO 2.0i 8v	2.0Mpi	01/94 → 12/95
UNO 1.4i Turbo	1.4Mpi	01/94 → 12/96
UNO 1.5i	1.5Spi	01/92 → 12/96
UNO 1.5i Furgoneta	1.5Mpi	01/92 →
UNO 1.6i	1.6Mpi	01/95 → 12/96
UNO 1.6iR	1.6Mpi	01/93 → 12/94
UNO CS 1.5i	1.5Spi	01/92 → 12/96
UNO MILLE 1.0i	1.0Mpi	01/96 →

INNOCENTI

ELBA 1.4 i.e.	146C5.000, 146C6.000	09/94 → 12/96
ELBA 1.6 i.e.	146C6.000, 835A1.000	09/94 → 12/96
ELBA 1.7 D	146B2.000	08/91 → 12/96
MILLE 1.0	146C7.000	07/95 → 05/97
MILLE 1.4	160A1046	07/95 → 05/97
MILLE 1.7 D	146B2.000	07/94 → 05/97

JEEP

RENEGADE 1.6	EJH	07/14 →
--------------	-----	---------

LANCIA

DEDRA 1.6	159B9.000	07/94 → 07/99
DEDRA 1.6 16V	182A4.000	01/96 → 07/99
DEDRA 1.6 i.e.	835A1.000, 835A2.000	08/89 → 07/99
DEDRA 1.6 LE Cat	159B9.000	07/94 → 07/99
DEDRA 1.8 16V LE	182A2.000	03/96 → 07/99
DEDRA 1.8 GT 16V	183A1.000	03/96 → 07/99
DEDRA 1.8 i.e.	835A2.000, 160D1.000	09/89 → 07/99
DEDRA 1.9 TDS	160D1.000, 835A5.000	04/89 → 07/99
DEDRA 2.0 16V	836A3.000	07/94 → 07/99
DEDRA 2.0 i.e.	835A5.000, 1831B.000	09/89 → 07/99
DELTA I 1.1	831B8.000	01/86 → 12/90
DELTA I 1.3	1831B.000, 831A1.000	09/79 → 10/92
DELTA I 1.5	831A1.000, 149C2.000	09/79 → 12/92
DELTA I 1.6 GT i.e.	149C2.000, 831B3.000	08/86 → 08/92
DELTA I 1.6 HF Turbo	831B3.000, 160A1.046	08/86 → 03/89
DELTA I 1.9 Turbo DS	831D1.000	10/86 → 12/89
DELTA II 1.4 i.e.	160A1.046, 182A6.000	10/94 → 08/99
DELTA II 1.6 i.e.	182A6.000, 835C2.000	06/93 → 08/99
DELTA II 1.6 i.e. 16V	182A4.000	01/96 → 08/99

LANCIA		
DELTA II 1.8 i.e.	835C2.000, 160D1.000	06/93 → 08/99
DELTA II 1.8 i.e. 16V	182A2.000	03/96 → 08/99
DELTA II 1.8 i.e. 16V GT	183A1.000	03/96 → 08/99
DELTA II 1.9 TD	160D1.000, 839A4.000	10/94 → 08/99
DELTA II 2.0 16V	836A3.000	06/93 → 08/99
LYBRA 1.6	182B6.000	10/00 → 10/05
LYBRA 1.6 16V	182A4.000	07/99 → 10/05
LYBRA 1.8 16V	839A4.000, 182B7.000	07/99 → 10/05
LYBRA 2.0 20V	182B7.000, --	09/00 → 10/05
MUSA 1.3 D Multijet	--, 831B6.000	10/04 → 12/12
PRISMA 1.3	831A2.000	01/83 → 12/89
PRISMA 1.5	831B1.000	08/86 → 02/92
PRISMA 1.6	831B6.000, 199A2.000	08/86 → 02/92
PRISMA 1.6 i.e.	831B7.000	05/86 → 12/89
PRISMA 1.9 Diesel	831D.000	01/83 → 02/92
PRISMA 1.9 Turbo Diesel	831D1.000	05/85 → 12/89
YPSILON I 1.3 D Multijet	199A2.000, 199B1.000	09/06 → 12/11
YPSILON II 1.3 D Multijet	199B1.000, A13FD	05/11 →

OPEL

COMBO D 1.3 CDTI	A13FD, A16FDH	02/12 →
COMBO D 1.4 CNG	A14FC	02/12 →
COMBO D 1.6 CDTI	A16FDH, 199A9.000	02/12 →
COMBO D 2.0 CDTI	A20FD	08/12 →

PEUGEOT

BIPPER 1.3 BlueHdi 80	F13DTE6	12/15 →
BIPPER 1.3 Hdi 75	199A9.000, KFV(TU3A)	10/10 →
BIPPER 1.4	KFV(TU3A), 199A9.000	02/08 →
BIPPER 1.4 Hdi	8HS(DV4TED)	02/08 →
BIPPER TEPEE 1.3 Hdi 75	199A9.000, F13DTE6	10/10 →
BIPPER TEPEE 1.3 Hdi 80	F13DTE6, A13FD	12/15 →
BIPPER TEPEE 1.4	KFV(TU3A)	04/08 →
BIPPER TEPEE 1.4 Hdi	8HS(DV4TED)	04/08 →

VAUXHALL

COMBO D 1.3 CDTi	A13FD, A16FDH	11/11 →
COMBO D 1.4 CNG	A14FC	11/11 →
COMBO D 1.6 CDTi	A16FDH, 18SEH	11/11 →

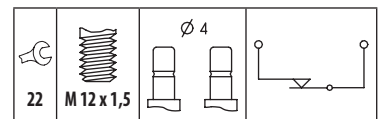
7.6071



1

REVERSING LIGHT SWITCHES

Adatt./Suitable:
GENERAL MOTORS
90 225 230
OPEL
12 39 264



OPEL

OMEGA A 1.8	18SEH, 20SE	09/86 → 03/94
OMEGA A 1.8 N	18NV	09/86 → 08/87
OMEGA A 1.8 S	18SV	09/86 → 03/94
OMEGA A 2.0	20SE, 30NE	09/86 → 04/94
OMEGA A 2.0 i	C20NE	09/86 → 04/94
OMEGA A 2.3 D	23YD	09/86 → 03/94
OMEGA A 2.3 TD Interc.	23DTR	08/88 → 03/94
OMEGA A 2.4 i	C24NE	09/88 → 03/94
OMEGA A 2.6 i	C26NE	09/90 → 03/94
OMEGA A 3.0	30NE, 30NE	03/87 → 03/94
OMEGA A 3.0 24V	C30SE	09/89 → 03/94
OMEGA A 3.0 24V Omega 3000	C30SE	09/88 → 04/94
OMEGA A 3.0 Cat	C30NE	03/87 → 03/94
OMEGA B 2.0	20SE	03/94 → 12/00
SENATOR B 2.5 i	25NE	09/90 → 09/93
SENATOR B 2.6 i	C26NE	09/90 → 09/93
SENATOR B 3.0	30NE, 841G.000	09/87 → 09/93
SENATOR B 3.0 24V	C30SE	09/89 → 09/93
SENATOR B 3.0 i Cat	C30NE	01/88 → 09/93

VAUXHALL

OMEGA B 2.0	20SE	09/95 → 09/96
-------------	------	---------------

7.6073



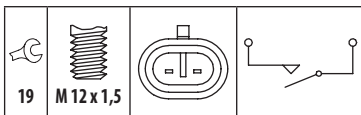
1

REVERSING LIGHT SWITCHES

Adatt./Suitable:

ALFA ROMEO
71739582**CHEVROLET**
90245033
90482454
96192077**DAEWOO**
90245033
96192077**FIAT**
71719525
71739582
71745445**GENERAL MOTORS**90 245 033
90 482 454**HOLDEN**
90482454**LANCIA**
71719525
71739582
71745445**MG**
UMB100090**MINI**
23 11 7 527 716**OPEL**
12 39 266
12 39 271
90245033
90482454**PORSCHE**
996 606 103 01**ROVER**
UMB100090**SAAB**
42 32 666
46 17 668
90 482 454**SUZUKI**
37610-84E00
37610-84E00-000**VAUXHALL**
90245033
90482454

MARKET DIFFUSION: HIGH



ALFA ROMEO			
156 2.4 JTD	841G.000, 841M.000	06/03 →	05/06
166 2.4 JTD	841M.000, F14D3	10/03 →	06/07
CHEVROLET			
AVEO 1.4	F14D3, F14D3	05/03 →	
AVEO I 1.4	F14D3, A16DMS	05/03 →	
AVEO I 1.4 16V	F14D3	03/05 →	05/08
AVEO I 1.4 CNG	L95	01/10 →	
AVEO I 1.5	F1553	10/04 →	
AVEO I 1.6	A16DMS, C20SED	09/03 →	
EPICA 2.0	C20SED, T20SED	01/05 →	
EPICA 2.0 BiFuel	X20D1	01/10 →	12/10
EPICA 2.0 D	Z20S	01/07 →	
EVANDA 2.0	T20SED, F18D2	03/05 →	
HHR 2.2	L61	01/06 →	12/11
HHR 2.4	LE5	10/07 →	12/11
LACETTI 1.4	F14D3	03/05 →	
LACETTI 1.4 16V	F14D3	03/05 →	
LACETTI 1.4 BiFuel	F14D3	01/05 →	12/12
LACETTI 1.6	F16D3	03/05 →	
LACETTI 1.6 BiFuel	F16D3	06/09 →	12/10
LACETTI 1.6 LPG	F16D3	06/09 →	12/11
LACETTI 1.8	F18D2, F14D3	05/03 →	
LACETTI 2.0	U20SED	03/05 →	
LACETTI 2.0 D	--	01/07 →	
LACETTI 2.0 TCDi	Z20DM	08/06 →	12/11
LANOS 1.3	--	01/97 →	
LANOS 1.5	A15SMS	11/05 →	
LANOS 1.6 16V	A16DMS	11/05 →	
LEGANZA 2.0	--	01/98 →	
LEGANZA 2.2	--	01/98 →	
NUBIRA 1.4	F14D3, F16D3	01/05 →	12/08
NUBIRA 1.6	F16D3, F18D3	03/05 →	

CHEVROLET			
NUBIRA 1.6 LPG	F16D3	03/05 →	12/10
NUBIRA 1.8	F18D3, Z20DM	03/05 →	12/11
NUBIRA 2.0 D	Z20DM, F16D3	01/05 →	12/11
OPTRA 1.4 16V	F14D3	03/05 →	
OPTRA 1.6	F16D3, F18D3	08/03 →	12/08
OPTRA 1.6 SRV	F16D3	06/06 →	
OPTRA 1.8	F18D3, --	08/03 →	
OPTRA 1.8 SRV	T18SED	06/06 →	
OPTRA 2.0	U20SED	06/99 →	
OPTRA 2.0 TCDi	Z20S1	01/07 →	
OPTRA 2.0 TDCi	--, A16DMS	08/06 →	
REZZO 1.6	A16DMS, T20SED	03/05 →	
REZZO 2.0	T20SED, F14D3	03/05 →	
TACUMA 1.6	A16DMS	02/05 →	
TACUMA 2.0	X20SED	02/05 →	
VIVANT 1.6	A16DMS	08/01 →	
VIVANT 1.8	F18S2	05/00 →	
VIVANT 2.0	X20SED	08/00 →	
VIVANT 2.0 CX	T20SED	01/05 →	

DAEWOO			
ARANOS 1.5	V15L	01/95 →	11/97
ARANOS 1.5 [ExtraEU]	V15L	01/95 →	11/97
ARANOS 1.8	Y18L	01/95 →	11/97
ARANOS 2.0	Y20L	01/95 →	11/97
ARANOS 2.0 [ExtraEU]	C20LE	01/95 →	11/97
ASSOL 1.3	C14L	04/97 →	06/99
ASSOL 1.5	Y15L	04/97 →	06/99
ASSOL 1.6	616L	02/98 →	06/99
AVEO 1.4	F14D3	05/03 →	12/04
CIELO 1.5	V15L	06/94 →	07/98
ESPERO 1.5 16V	A15MF	02/95 →	06/99
ESPERO 1.8	C18LE	02/95 →	06/99
ESPERO 2.0	C20LE	02/95 →	06/99
EVANDA 2.0	L88	08/02 →	
GENTRA 1.5	B15D2	06/13 →	
KALOS 1.4	F14D3, F14D3	09/02 →	
KALOS 1.4 16V	F14D3	04/03 →	
KALOS 1.5	F1553	11/02 →	12/04
KALOS 1.6	F1654	02/03 →	
KONDOR 2.0	X20SED	06/97 →	08/00
LACETTI 1.4	F14D3, A135M	06/02 →	
LACETTI 1.6	A16DMS	06/99 →	
LACETTI 1.8	T18SED	02/04 →	
LANOS 1.3	A135M, A15DMS	04/97 →	
LANOS 1.5	A15DMS, 616L	04/97 →	
LANOS 1.6	616L, T20SED	04/97 →	12/02
LANOS 1.6 16V	A16DMS	02/97 →	
LEGANZA 2.0	T20SED, G15MF	06/97 →	12/02
LEGANZA 2.0 16V	T20SED	07/00 →	04/04
LEGANZA 2.2 16V	T22SED	04/99 →	12/02
LEMANS 1.5	V15L	01/95 →	08/97
NEXIA 1.5	G15MF, 616L	02/95 →	08/97
NEXIA 1.5 16V	A15MF	02/95 →	08/97
NUBIRA 1.1.6	A16DMS	05/97 →	07/03
NUBIRA 1.1.6 [ExtraEU]	A16DMS	08/02 →	07/03
NUBIRA 1.1.6 16V	616L, X20SED	05/97 →	
NUBIRA 1.2.0	X20SED, T20SED	05/97 →	12/99
NUBIRA 1.2.0 16V	T20SED, 616L	06/98 →	
NUBIRA 1.2.0 CDX	T20SED	08/02 →	07/03
NUBIRA II 1.4	F14D3	10/03 →	12/04
NUBIRA II 1.6	F16D3	07/03 →	
NUBIRA II 1.8	T18SED	07/03 →	
ORION 1.6	616L, --	06/98 →	08/00
ORION 2.0	Z20L	06/98 →	08/00
RACER 1.5	G15MF	03/95 →	12/97
REZZO 1.6	A16DMS	09/00 →	
REZZO 1.6 SX	A16SMS	08/01 →	12/04
REZZO 1.8	--, T20SED	09/00 →	
REZZO 2.0	T20SED, 192A1.000	09/00 →	
SENS 1.3	A135M	04/01 →	05/05
SENS 1.6	A16DMS	04/01 →	05/05
TACUMA 1.6	A16DMS	09/00 →	01/05
TACUMA 1.8	F18S2	09/00 →	
TACUMA 2.0	X20SED	09/00 →	01/05
TOSCA 2.0 TCDi [ExtraEU]	Z20DMH	02/06 →	12/10
TOSCA 2.0 XT	X20D1	02/06 →	

FIAT			
IDEA 1.9 D	--	01/08 →	
PUNTO II 1.9 JTD	188B2.000	06/03 →	03/12
STILO 1.9 D	192B5.000	09/04 →	08/08
STILO 1.9 D Multijet	192A8.000	09/05 →	08/08
STILO 1.9 JTD	192A1.000, C20XE	10/01 →	08/08
HOLDEN			
ASTRA 2.0 GSi	X20XEV	08/95 →	09/98
ASTRA_TR 1.6i Hatchback	C16SE	09/96 →	09/98
ASTRA_TR 1.6i Sedan	C16SE	09/96 →	09/98
ASTRA_TR 1.8i 16V Hatchback	C18SEL	09/96 →	09/98

HOLDEN			
ASTRA_TR 1.8i 16v Sedan	C18SEL	09/96 →	09/98
ASTRA_TR 2.0i 16V Hatchback	X20XEV	09/96 →	09/98
BARINA 1.4 i	C14NZ	04/94 →	07/97
BARINA_SB 1.2i	C12NZ	04/94 →	07/97
CALIBRA_YE 2.0i	C20NE	09/91 →	07/95
CALIBRA_YE 2.0i 16V	C20XE, 841G.000	09/91 →	10/97
CALIBRA_YE 2.0i 16V Turbo	C20LET	06/94 →	10/97
CALIBRA_YE 2.5i 24v	C25XE	08/95 →	10/97
COMBO 1.4 i	C14NZ	03/96 →	07/97
COMBO_SB 1.4i	C14NZ	04/94 →	07/97

LANCIA			
MUSA 1.9 D Multijet	188B2.000	10/04 →	09/12
THEISIS 2.4 JTD	841G.000, 204D2	05/03 →	07/09

MG			
MG ZT 1.8 16V	18K4F	01/03 →	07/05
MG ZT 1.8 T 16V	18K4G	01/03 →	07/05
MG ZT 160	25K4F	06/01 →	07/05
MG ZT 190	25K4F	06/01 →	07/05
MG ZT 2.0 CDTi	204D2, 204D2	06/02 →	07/05
MG ZT-T 1.8 16V	18K4F	01/03 →	07/05
MG ZT-T 1.8 T 16V	18K4G	01/03 →	07/05
MG ZT-T 160	25K4F	10/01 →	07/05
MG ZT-T 190	25K4F	10/01 →	07/05
MG ZT-T 2.0 CDTi	204D2, 14NV	06/02 →	07/05

MINI			
MINI I One D	1ND-TV	06/03 →	09/06

OPEL			
AGILA A 1.0	Z10XEP	08/03 →	12/07
AGILA A 1.0 12V	Z10XE	09/00 →	12/07
AGILA A 1.2 16V	Z12XE	09/00 →	12/07
AGILA A 1.2 16V Twinport	Z12XEP	07/04 →	12/07
AGILA A 1.3 CDTi	Z13DT	08/03 →	12/07
ASTRA F 1.4	14NV, 16LZ2	09/91 →	09/98
ASTRA F 1.4 i	C14NZ	09/91 →	01/05
ASTRA F 1.4 16V	X14XE	01/96 →	03/01
ASTRA F 1.4 Si	C14SE	03/92 →	03/01
ASTRA F 1.6	16LZ2, C16NZ	09/94 →	09/98
ASTRA F 1.6 i	C16NZ, --	09/91 →	01/05
ASTRA F 1.6 i 16V	X16XEL	08/94 →	01/05
ASTRA F 1.6 Si	C16SE	03/92 →	12/94
ASTRA F 1.7 D	--, 17DT(TC4EE1)	12/91 →	01/99
ASTRA F 1.7 TD	X17DTL	08/94 →	08/00
ASTRA F 1.7 TDS	17DT(TC4EE1), 18SE	12/91 →	09/98
ASTRA F 1.8	Z18XEL	02/03 →	07/04
ASTRA F 1.8 i	C18NZ	09/91 →	08/00
ASTRA F 1.8 i 16V	18SE, C20XE	06/93 →	03/01
ASTRA F 2.0 Di	X20DTL	03/98 →	08/00
ASTRA F 2.0 GSi 16V	C20XE	09/91 →	01/98
ASTRA F 2.0 i	C20NE	09/91 →	09/98
ASTRA F 2.0 i 16V	C20XE, X12XE	03/93 →	08/00
ASTRA G 1.2	X12XE	09/98 →	08/00
ASTRA G 1.2 16V	X12XE, X14XE	09/00 →	01/05
ASTRA G 1.4	X14XE, X14XE	09/98 →	12/09
ASTRA G 1.4 16V	X14XE, X14XE	02/98 →	01/05
ASTRA G 1.4 LPG	X14XE, C16SEL	02/98 →	12/09
ASTRA G 1.6	C16SEL, X16XEL	02/98 →	10/05
ASTRA G 1.6 16V	X16XEL, X16XEL	02/98 →	10/05
ASTRA G 1.6 CNG	Z16YNG	03/03 →	07/04
ASTRA G 1.6 LPG	X16XEL, X18XE1	06/02 →	06/07
ASTRA G 1.7 CDTi	Z17DTL	04/03 →	12/09
ASTRA G 1.7 DTi 16V	Y17DT	02/00 →	04/05
ASTRA G 1.7 TD	X17DTL	02/98 →	04/05
ASTRA G 1.8	X18XE1	03/98 →	07/04
ASTRA G 1.8 16V	X18XE1, X20XEV	03/00 →	10/05
ASTRA G 2.0	X20XEV, Z20LET	03/98 →	01/05
ASTRA G 2.0 16V	X20XE	02/98 →	01/05
ASTRA G 2.0 16V OPC	X20XER	11/99 →	09/02
ASTRA G 2.0 16V Turbo	Z20LET, X20DTL	09/00 →	10/05
ASTRA G 2.0 Di	X20DTL, X20DTH	02/98 →	04/05
ASTRA G 2.0 DTi	Y20DTH	09/00 →	04/05
ASTRA G 2.0 DTi 16V	X20DTH, Z20LET	08/99 →	01/05
ASTRA G 2.0 OPC	Z20LET, Y22DTR	03/02 →	10/05
ASTRA G 2.2 16V	Z22SE	06/00 →	10/05
ASTRA G 2.2 DTi	Y22DTR, Z16XE	09/02 →	10/05
ASTRA H 1.4 16V	Z14XE	05/04 →	07/09
ASTRA H 1.6	Z16XE, C20XE	06/04 →	07/09
ASTRA H 1.6 16V	Z16XE	03/04 →	01/08
ASTRA H 1.7 CDTi	Z17DTL	05/04 →	07/09
CALIBRA A 2.0 i	C20NE	08/89 →	12/96
CALIBRA A 2.0 i 16V	C20XE, C20XE	06/90 →	07/97
CALIBRA A 2.0 i 16V 4x4	C20XE, C12NZ	06/90 →	07/97
CALIBRA A			

OPEL			
COMBO B 1.7 D	17D(4EE1), Y13DT	07/94 →	10/01
COMBO C 1.3 CDTI 16V	Y13DT, Y16YNG	06/04 →	
COMBO C 1.4	Z14XEP	10/04 →	12/11
COMBO C 1.4 16V	Z14XEP	08/05 →	
COMBO C 1.6	Z16SE	10/01 →	
COMBO C 1.6 CNG	Y16YNG, Y16YNG	04/05 →	12/11
COMBO C 1.6 CNG 16V	Y16YNG, 12N	04/05 →	
COMBO C 1.7 CDTI 16V	Z17DTH	07/04 →	
COMBO C 1.7 DI 16V	Y17DTL	10/01 →	
COMBO C 1.7 DTI 16V	Y17DT	10/01 →	
CORSA A 1.0	10S	09/82 →	03/93
CORSA A 1.2	12N, 12NC	09/82 →	08/90
CORSA A 1.2 i	C12NZ	09/89 →	03/93
CORSA A 1.2 N	12NC, 12S	01/85 →	03/93
CORSA A 1.2 S	12S, 13NB	09/82 →	03/93
CORSA A 1.3	13NB, C14NZ	09/85 →	10/89
CORSA A 1.3 GL	13S	09/82 →	03/93
CORSA A 1.3 i	C13N	09/86 →	09/90
CORSA A 1.3 S	13SB	09/82 →	10/89
CORSA A 1.4 i	C14NZ, C16NZ	01/85 →	03/93
CORSA A 1.4 S	14NV	09/89 →	03/93
CORSA A 1.4 Si	C14SE	09/91 →	03/93
CORSA A 1.5 D	15D(4EC1)	06/87 →	03/93
CORSA A 1.5 TD	15DT(T4EC1)	10/87 →	03/93
CORSA A 1.6 GSI	C16NZ, 12NZ	05/88 →	09/92
CORSA A 1.6 GSI Cat	C16SE	02/92 →	03/93
CORSA B 1.0 i 12V	X10XE	11/96 →	09/00
CORSA B 1.2 i	12NZ, C14NZ	03/93 →	09/00
CORSA B 1.2 i 16V	X12XE	03/98 →	09/00
CORSA B 1.4	C14SE	04/93 →	08/94
CORSA B 1.4 i	C14NZ, C14SEL	03/93 →	09/00
CORSA B 1.4 i 16V	C14SEL, 15D(4EC1)	09/94 →	12/02
CORSA B 1.4 Si	C14SE	03/93 →	09/00
CORSA B 1.5 D	15D(4EC1), 15DT(T4EC1)	03/93 →	05/97
CORSA B 1.5 TD	15DT(T4EC1), C16SEL	03/93 →	09/00
CORSA B 1.6 GSI 16V	C16XE	03/93 →	09/00
CORSA B 1.6 i 16V	C16SEL, 17D(4EE1)	09/94 →	09/00
CORSA B 1.7 D	17D(4EE1), Z10XE	02/96 →	12/02
CORSA C 1.0	Z10XE, Y13DT	09/00 →	12/09
CORSA C 1.2	Z12XE	09/00 →	12/09
CORSA C 1.2 16V	Z12XE	09/00 →	07/03
CORSA C 1.2 Twinport	Z12XEP	07/04 →	12/09
CORSA C 1.3 CDTI	Y13DT, 13N	06/03 →	
CORSA C 1.3 CDTI 16V	Z13DT	07/05 →	06/06
CORSA C 1.3 DTI	Y13DT	09/03 →	
CORSA C 1.4	Z14XE	07/00 →	
CORSA C 1.4 Twinport	Z14XEP	06/03 →	12/09
CORSA C 1.6	Z16SE	09/00 →	
CORSA C 1.6 CNG	Y16YNG	05/03 →	12/09
CORSA C 1.6 X	Z16YNG	08/05 →	
CORSA C 1.7 CDTI	Z17DTH	06/03 →	12/12
CORSA C 1.7 DI	Y17DTL	09/00 →	12/09
CORSA C 1.7 DI 16V	Y17DTL	09/00 →	07/03
CORSA C 1.7 DTI	Y17DT	09/00 →	
CORSA C 1.7 DTI 16V	Y17DT	09/00 →	07/03
CORSA C 1.8	Z18XE	09/00 →	12/09
CORSA D 1.4 LPG	Z14XEP	08/06 →	12/11
KADETT D 1.2	12ST	08/82 →	08/84
KADETT E 1.2	12SC	09/84 →	07/86
KADETT E 1.3 i Cat	C13N	09/85 →	08/91
KADETT E 1.3 N	13N, 16D	09/84 →	08/91
KADETT E 1.3 S	13S	09/84 →	02/93
KADETT E 1.4 i	C14NZ	01/90 →	07/94
KADETT E 1.4 S	14NV	07/89 →	02/93
KADETT E 1.5 TD	15DT(T4EC1)	07/88 →	08/91
KADETT E 1.6	16SV	09/86 →	12/91
KADETT E 1.6 D	16D, 16SV	08/84 →	12/89
KADETT E 1.6 i	16SV, C16LZ	09/86 →	07/94
KADETT E 1.6 i Cat	C16LZ, 16S	09/86 →	02/93
KADETT E 1.6 S	16S, 18E	09/84 →	08/91
KADETT E 1.7 D	17D	08/88 →	07/94
KADETT E 1.8	18SE	01/86 →	08/91
KADETT E 1.8 E	C18NE	10/85 →	08/86
KADETT E 1.8 GSI	18E	09/84 →	08/86
KADETT E 1.8 i	18E, 20NE	08/84 →	09/92
KADETT E 1.8 S	E18NV	09/87 →	08/91
KADETT E 2.0 GSI	20NE, Y13DT	09/86 →	08/91
KADETT E 2.0 GSI 16V	20XE	12/87 →	08/91
KADETT E 2.0 GSI 16V Cat	C20XE	03/88 →	08/91
KADETT E 2.0 GSI Cat	C20NE	09/86 →	08/91
KADETT E 2.0 i	20NE	10/86 →	02/93
KADETT E 2.0 i Cat	C20NE	10/86 →	02/93
MERIVA A 1.3 CDTI	Y13DT, Z16SE	09/03 →	05/10
MERIVA A 1.4 16V Twinport	Z14XEP	07/04 →	05/10
MERIVA A 1.4 16V Twinport LPG	Z14XEP	07/04 →	05/10
MERIVA A 1.6	Z16SE, A17DTR	05/03 →	05/10
MERIVA A 1.6 16V	Z16XE	05/03 →	01/06

OPEL			
MERIVA A 1.6 Turbo	Z16LET	09/05 →	05/10
MERIVA A 1.7 CDTI	A17DTR, X14XE	09/03 →	05/10
MERIVA A 1.7 DTI	Y17DT	09/03 →	05/10
MERIVA A 1.8	Z18XE	05/03 →	05/10
SINTRA 2.2 DTI	X22DTH	07/97 →	04/99
SINTRA 2.2 i 16V	X22XE	11/96 →	04/99
SPEEDSTER 2.0 Turbo	Z20LET	08/02 →	08/06
SPEEDSTER 2.2	Z22SE	06/00 →	08/05
TIGRA A 1.4 16V	X14XE, C16SEL	07/94 →	12/00
TIGRA A 1.6 16V	C16SEL, 16SV	07/94 →	08/98
TIGRA B 1.3 CDTI	Z13DT	06/04 →	12/10
TIGRA B 1.4	Z14XEP	06/04 →	12/10
TIGRA B 1.8	Z18XE	06/04 →	12/10
VECTRA A 1.4 S	14NV	04/88 →	06/92
VECTRA A 1.6	16SV, C16NZ	09/88 →	07/93
VECTRA A 1.6 i	C16NZ, C16NZ	09/88 →	11/95
VECTRA A 1.6 i Cat	C16NZ, 17D	09/88 →	11/95
VECTRA A 1.6 S	16SV	09/88 →	05/93
VECTRA A 1.7 D	17D, 18SV	09/88 →	11/95
VECTRA A 1.7 TD	17DT(TC4EE1)	03/90 →	11/95
VECTRA A 1.8 i	18SV	09/88 →	10/90
VECTRA A 1.8 i Cat	C18NZ	03/90 →	11/95
VECTRA A 1.8 S	18SV, 20NE	09/88 →	10/90
VECTRA A 1.8 S 4x4	E18NVR	01/89 →	07/89
VECTRA A 2.0 i	20NE, 20XEJ	09/88 →	09/92
VECTRA A 2.0 i 16V	20XEJ, 20NE	02/89 →	08/95
VECTRA A 2.0 i 16V 4x4	C20XE	08/89 →	11/95
VECTRA A 2.0 i 16V Cat	C20XE	02/90 →	11/95
VECTRA A 2.0 i 4x4	20NE, 16LZ2	01/89 →	07/92
VECTRA A 2.0 i Cat	C20NE	09/88 →	11/95
VECTRA A 2.0 i Cat 4x4	C20NE	01/89 →	11/95
VECTRA A 2.0 i GT	20SEH	09/88 →	11/95
VECTRA A 2.0 i Turbo 4x4	C20LET	06/94 →	11/95
VECTRA A 2.5 CD 4x4	C25XE	08/92 →	08/95
VECTRA A 2.5 V6	C25XE	02/93 →	11/95
VECTRA A 2000 16V 4x4	20XEJ	01/89 →	10/90
VECTRA A 2000/GT 16V	20XEJ	01/89 →	06/94
VECTRA A 2000/GT 16V Cat	C20XE	02/90 →	11/95
VECTRA A 2000/GT 16V Cat 4x4	C20XE	02/90 →	11/95
VECTRA B 1.6 i	16LZ2, X16XEL	10/95 →	07/03
VECTRA B 1.6 i 16V	X16XEL, X17DT(TC4EE1)	10/95 →	07/02
VECTRA B 1.7 TD	X17DT(TC4EE1), X18XE	10/95 →	12/98
VECTRA B 1.8 FlexFuel	X18XE	01/99 →	09/00
VECTRA B 1.8 i 16V	X18XE, X20DTH	09/00 →	07/03
VECTRA B 2.0	C20SEL	10/95 →	04/02
VECTRA B 2.0 DI 16V	X20DTL	11/96 →	04/02
VECTRA B 2.0 DTi	X20DTH, C20SEL	05/97 →	07/03
VECTRA B 2.0 i	20NEJ	10/95 →	04/02
VECTRA B 2.0 i 16V	C20SEL, Y22DTR	10/95 →	07/03
VECTRA B 2.2 DTi	Y22DTR, C22SEL	07/00 →	04/02
VECTRA B 2.2 DTI 16V	Y22DTR	09/00 →	07/03
VECTRA B 2.2 i 16V	C22SEL, X16XEL	07/00 →	07/03
VECTRA B 2.5	X25XE	10/99 →	06/00
VECTRA B 2.5 i V6	X25XE	10/95 →	09/00
VECTRA B 2.6 i V6	Y26SE	09/00 →	07/03
VECTRA B i 500 2.5	X25XE	05/98 →	09/00
ZAFIRA A 1.6	Z16XEP	10/03 →	06/05
ZAFIRA A 1.6 16V	X16XEL, X16XEL	09/02 →	06/05
ZAFIRA A 1.6 CNG	Z16YNG	09/01 →	06/05
ZAFIRA A 1.6 LPG	X16XEL, X18XE1	10/03 →	06/05
ZAFIRA A 1.8	Z18XEL	02/03 →	06/05
ZAFIRA A 1.8 16V	X18XE1, X20DTL	09/00 →	06/05
ZAFIRA A 2.0 DI	X20DTL, X20DTL	07/99 →	06/00
ZAFIRA A 2.0 DI 16V	X20DTL, Z20LET	07/99 →	06/05
ZAFIRA A 2.0 DTI 16V	Y20DTH	09/00 →	06/05
ZAFIRA A 2.0 OPC	Z20LET, M96.01	09/01 →	06/05
ZAFIRA A 2.2 16V	Z22SE	09/00 →	06/05
ZAFIRA A 2.2 DTi	Y22DTR	01/02 →	06/05
ZAFIRA A 2.2 DTI 16V	Y22DTR	01/02 →	06/05
PORSCHE			
911 IV 3.4 Carrera	M96.01, M96.01	02/98 →	08/05
911 IV 3.4 Carrera 4	M96.01, M96.70S	05/01 →	08/05
911 IV 3.6	M96.03	12/01 →	08/05
911 IV 3.6 Carrera	M96.03	10/01 →	08/05
911 IV 3.6 Carrera 4	M96.03	10/01 →	08/05
911 IV 3.6 Carrera 4S	M96.03	06/02 →	08/05
911 IV 3.6 Carrera S	M96.03	06/02 →	08/05
911 IV 3.6 GT2	M96.70S, 18K4F	04/01 →	08/05
911 IV 3.6 Turbo 4	M96.70	06/00 →	08/05
911 IV 3.6 Turbo 4S	M96.70	02/03 →	08/05
911 V 3.6 S [ExtraEU]	M96.70	08/04 →	08/05
ROVER			
75 1.8	18K4F, --	02/99 →	05/05
75 1.8 Turbo	--, 204D2	05/03 →	05/05
75 2.0 CDT	204D2, 25K4F	02/99 →	05/05
75 2.0 CDTi	204D2	02/03 →	05/05
75 2.0 V6	20K4F	02/99 →	05/05

ROVER			
75 2.5 V6	25K4F, B204I	08/01 →	05/05
SAAB			
9-3 2.0 i	B204I	02/98 →	08/03
9-3 2.0 SE Turbo	B204R	02/98 →	08/03
9-3 2.0 Turbo	B204E, D223L	02/98 →	08/03
9-3 2.2 TiD	D223L, B205E	11/00 →	09/02
9-3 2.3	B235R	09/99 →	01/02
9-3 2.3 i	B234I	02/98 →	08/03
9-3 2.3 Turbo	B235R	10/98 →	08/03
9-5 1.9 TiD	Z19DTH	01/06 →	12/09
9-5 2.0 t	B205E, B205E	07/00 →	12/09
9-5 2.0 t BioPower	B205E, B235E	01/05 →	12/09
9-5 2.0 Turbo SE	B205E	10/98 →	07/00
9-5 2.2 TiD	D223L	03/02 →	12/09
9-5 2.3 t	B235E, --	01/01 →	12/09
9-5 2.3 t BioPower	--, B235E	11/06 →	12/09
9-5 2.3 Turbo	B235E, D13A	09/01 →	12/09
9-5 3.0 TiD	D308L	07/01 →	12/09
9-5 3.0 V6t	B308E	01/98 →	12/09
900 II 2.0 -16 Turbo	B204L	07/93 →	02/98
900 II 2.0 i	B204I, B204E	07/93 →	02/98
900 II 2.3 -16	B234I	07/93 →	02/98
900 II 2.5 -24 V6	B258I	07/93 →	02/98
9000 2.0 -16 CD	B204E, B204E	09/93 →	12/98
9000 2.0 -16 CS	B204I	09/93 →	12/98
9000 2.0 -16 ND Turbo	B204E	09/93 →	12/98
9000 2.0 -16 Turbo CD	B204E, B204E	09/92 →	12/98
9000 2.3 -16 Aero CS	B234R	02/93 →	12/98
9000 2.3 -16 CD	B234I	08/89 →	12/98
9000 2.3 -16 CD Turbo	B234L	07/90 →	12/98
9000 2.3 -16 CDE	B234I	09/93 →	12/98
9000 2.3 -16 CDE Eco-Power	B234E	09/93 →	12/98
9000 2.3 -16 CS	B234I	09/89 →	12/98
9000 2.3 -16 CSE	B234I	09/93 →	12/98
9000 2.3 -16 CSE Eco Power	B234E	09/93 →	12/98
9000 2.3 -16 Turbo	B234L	09/90 →	12/98
9000 2.3 -16 Turbo CSE	B234L	09/93 →	12/98
9000 3.0 -24 V6 CD/CDE	B308I	07/94 →	12/98
9000 3.0 -24 V6 CS/CSE	B308I	07/94 →	12/98
SUZUKI			
IGNIS II 1.3 DDIS	Z13DT	09/03 →	
SWIFT IV 1.3 DDIS	D13A, Z10XE	08/05 →	
WAGON R+ II 1.3 DDIS	Z13DT	09/03 →	
VAUXHALL			
AGILA A 1.0 12V	Z10XE, C14NZ	02/00 →	11/06
AGILA A 1.2 16V	Z12XE	09/00 →	03/08
AGILA A 1.2 16V Twinport	Z12XEP	07/04 →	11/06
AGILA A 1.3 CDTI	Z13DT	08/03 →	03/08
ASTRA III 1.4	14NV	09/91 →	09/93
ASTRA III 1.4 i	C14NZ, C16NZ	03/91 →	09/98
ASTRA III 1.4 i 16V	X14XE	01/96 →	03/01
ASTRA III 1.4 S	14NV	09/91 →	02/98
ASTRA III 1.6	C16SE	03/94 →	08/95
ASTRA III 1.6 i	C16NZ, 17D	09/91 →	12/98
ASTRA III 1.6 i 16V	X16XEL	01/94 →	09/98
ASTRA III 1.6 Si	C16SE	03/91 →	12/94
ASTRA III 1.7 D	17D, 17DT(TC4EE1)	03/91 →	09/98
ASTRA III 1.7 TD	17DT(TC4EE1), C18XEL	12/91 →	09/98
ASTRA III 1.8	C18XE	09/94 →	08/96
ASTRA III 1.8 16V	C18XEL, 18SE	11/94 →	03/01
ASTRA III 1.8 i	C18NZ	09/91 →	09/98
ASTRA III 1.8 i 16V	18SE, C20XE	06/93 →	02/98
ASTRA III 2.0 i	C20NE	09/91 →	09/98
ASTRA III 2.0 i 16V	C20XE, X12XE	09/91 →	09/98
ASTRA IV 1.2 16V	X12XE, X14XE	09/00 →	05/05

VAUXHALL			
ASTRAVAN I 1.7 TD	X17DTL	01/94 → 08/98	
ASTRAVAN II 1.4 16V	Z14XE	09/00 → 05/05	
ASTRAVAN II 1.6 Dualfuel	X16SZR, X16SZR	07/00 → 08/05	
ASTRAVAN II 1.6 Dualfuel 16V	Z16XEP	10/04 → 12/05	
ASTRAVAN II 1.6 i	X16SZR, X20DTL	09/00 → 08/06	
ASTRAVAN II 1.7 CDTI	Z17DTL	04/04 → 08/06	
ASTRAVAN II 1.7 DTI 16V	Y17DT	04/01 → 08/06	
ASTRAVAN II 1.7 TD	X17DTL	08/98 → 08/06	
ASTRAVAN II 2.0 DI	X20DTL, C20XE	08/98 → 08/06	
ASTRAVAN II 2.0 DTI	Z20DTH	04/04 → 08/06	
CALIBRA 2.0 i	C20NE	06/90 → 07/97	
CALIBRA 2.0 i 16V	C20XE, C20XE	06/90 → 07/97	
CALIBRA 2.0 i 16V 4x4	C20XE, C25XE	06/90 → 07/97	
CALIBRA 2.0 i 4x4	C20NE	06/90 → 07/97	
CALIBRA 2.0 i Turbo 4x4	C20LET	03/92 → 07/97	
CALIBRA 2.5 i V6	C25XE, C12NZ	04/93 → 07/97	
COMBO B 1.2	C12NZ, C14NZ	07/94 → 10/01	
COMBO B 1.4	C14NZ, 17D(4EE1)	07/94 → 10/01	
COMBO B 1.4 16V	X14XE	08/99 → 10/01	
COMBO B 1.7 D	17D(4EE1), Y13DT	07/94 → 10/01	
COMBO C 1.3 CDTI 16V	Y13DT, Z16SE	09/04 → 02/12	
COMBO C 1.4	Z14XEP	10/04 → 09/10	
COMBO C 1.4 16V	Z14XE	10/01 → 05/07	
COMBO C 1.4 i 16V	Z14XEP	01/04 → 11/11	
COMBO C 1.6	Z16SE, Z16YNG	09/01 → 11/11	
COMBO C 1.6 CNG	Z16YNG, Y16YNG	04/05 → 02/12	
COMBO C 1.6 CNG 16V	Y16YNG, C12NZ	04/05 → 02/12	
COMBO C 1.7 CDTI 16V	Z17DTH	12/04 → 11/11	
COMBO C 1.7 DI 16V	Y17DTL	09/01 → 11/11	
COMBO C 1.7 DTI 16V	Y17DT	10/01 → 02/12	
CORSA B 1.0 i 12V	X10XE	11/96 → 09/00	
CORSA B 1.2 i	C12NZ, C14NZ	03/93 → 09/00	
CORSA B 1.2 i 16V	X12XE	03/98 → 09/00	
CORSA B 1.4 i	C14NZ, 15DT(T4EC1)	03/93 → 09/00	
CORSA B 1.4 i 16V	X14XE	09/94 → 09/00	
CORSA B 1.4 i S	C14SE	03/93 → 09/00	
CORSA B 1.5 TD	15DT(T4EC1), 17D(4EE1)	03/93 → 10/96	
CORSA B 1.6 GSI 16V	C16XE	03/93 → 09/00	
CORSA B 1.6 i 16V	X16XE	09/94 → 09/00	
CORSA B 1.7 D	17D(4EE1), Z10XE	02/96 → 09/00	
CORSA C 1.0 12V	Z10XE, Y13DT	09/00 → 10/06	
CORSA C 1.2 16V	Z12XE	09/00 → 10/06	
CORSA C 1.2 16V Dualfuel	Z12XE	08/01 → 10/06	
CORSA C 1.2 Twinport	Z12XEP	07/04 → 10/06	
CORSA C 1.3 CDTI 16V	Y13DT, 17D(4EE1)	08/00 → 09/06	
CORSA C 1.4 16V	Z14XE	09/00 → 10/06	
CORSA C 1.4 Twinport	Z14XEP	06/03 → 10/06	
CORSA C 1.7 CDTI 16V	Z17DTH	08/00 → 09/06	
CORSA C 1.7 DI 16V	Y17DTL	08/00 → 09/06	
CORSA C 1.7 DTI 16V	Y17DT	08/00 → 09/06	
CORSA C 1.8 16V	Z18XE	08/00 → 09/06	
CORSAVAN I 1.4 i	C14NZ	01/94 → 09/00	
CORSAVAN I 1.7 D	17D(4EE1), Z12XE	01/94 → 09/00	
CORSAVAN II 1.2 16V	Z12XE, Z12XE	09/00 → 11/06	
CORSAVAN II 1.2 16V Dualfuel	Z12XE, Y13DT	08/01 → 06/06	
CORSAVAN II 1.3 CDTI 16V	Z13DT	04/04 → 06/06	
CORSAVAN II 1.4	Z14XEP	11/03 → 06/06	
CORSAVAN II 1.7 DI 16V	Y17DTL	09/00 → 06/06	
CORSAVAN II 1.7 DTI 16V	Y17DT	09/00 → 06/06	
MERIVA I 1.3 CDTI	Y13DT, Z17DTH	01/03 → 06/10	
MERIVA I 1.4 16V Twinport	Z14XEP	01/03 → 06/10	
MERIVA I 1.6 i	Z16SE	01/03 → 06/10	
MERIVA I 1.6 i 16V	Z16XE	01/03 → 09/05	
MERIVA I 1.6 i 16V Twinport	Z16XEP	05/03 → 06/10	
MERIVA I 1.6 Turbo	Z16LET	05/06 → 06/10	
MERIVA I 1.7 CDTi	Z17DTH, X16XEL	09/03 → 06/10	
MERIVA I 1.7 DTI	Y17DT	06/03 → 06/10	
MERIVA I 1.8 i 16V	Z18XE	05/03 → 06/10	
SINTRA 2.2 DTI	X22DTH	07/97 → 04/99	
SINTRA 2.2 i 16V	X22XE	11/96 → 04/99	
SPEEDSTER 2.2	Z22SE	03/01 → 09/06	
TIGRA A 1.4 16V	X14XE	07/94 → 12/00	
TIGRA A 1.6 16V	X16XE	07/94 → 12/00	
TIGRA B 1.3 CDTI	Z13DT	06/04 → 08/09	
TIGRA B 1.4	Z14XEP	06/04 → 08/09	
TIGRA B 1.8	Z18XE	06/04 → 08/09	
VECTRA 2.0 DualFuel	X20XEV	05/98 → 01/01	
VECTRA B 1.6 i	X16SZR	08/95 → 03/02	
VECTRA B 1.6 i 16V	X16XEL, X17DT(TC4EE1)	08/95 → 03/02	
VECTRA B 1.7 TD	X17DT(TC4EE1), X18XE	10/95 → 12/97	
VECTRA B 1.8 Dualfuel	Z18XE	09/00 → 07/03	
VECTRA B 1.8 i 16V	X18XE, X20DTH	09/00 → 07/03	
VECTRA B 2.0 DI 16V	X20DTH	08/95 → 10/01	
VECTRA B 2.0 DTI 16V	X20DTH, X16XEL	08/95 → 10/01	
VECTRA B 2.0 Dualfuel	X20XEV	08/98 → 01/01	
VECTRA B 2.0 i	Z0NEJ	10/95 → 03/02	

VAUXHALL			
VECTRA B 2.0 i 16V	X20XEV	10/95 → 01/01	
VECTRA B 2.2 DTI 16V	Y22DTR	08/95 → 10/01	
VECTRA B 2.2 i 16V	Z22SE	08/95 → 07/03	
VECTRA B 2.5 i GSi	Z25XE	03/98 → 07/00	
VECTRA B 2.5 i V6	X25XE	09/95 → 08/00	
VECTRA B 2.6 i V6	Y26SE	09/00 → 07/03	
VX220 2.0 i Turbo	Z20LET	03/01 → 07/05	
VX220 2.0 VXR	Z20LET	10/03 → 07/05	
VX220 2.2 i	Z22SE	09/00 → 07/05	
ZAFIRA A 1.6 16V	X16XEL, X18XE1	04/99 → 08/05	
ZAFIRA A 1.6 Dualfuel	X16XEL	11/98 → 08/05	
ZAFIRA A 1.8 16V	X18XE1, BA32121	09/00 → 08/05	
ZAFIRA A 2.0	Z20LET	06/02 → 06/05	
ZAFIRA A 2.0 DI 16V	X20DTL	10/99 → 08/05	
ZAFIRA A 2.0 DTI 16V	Y20DTH	04/99 → 08/05	
ZAFIRA A 2.0 GSI Turbo	Z20LET	09/01 → 06/05	
ZAFIRA A 2.2 16V	Z22SE	11/98 → 08/04	
ZAFIRA A 2.2 D	Y22DTR	06/01 → 06/05	

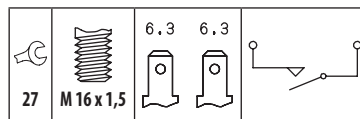
7.6074



3

REVERSING LIGHT SWITCHES

Adatt./Suitable:

LADA
2121-3710180

LADA

NIVA I 1600	BA32121, M102.924	12/76 → 12/93
-------------	-------------------	---------------

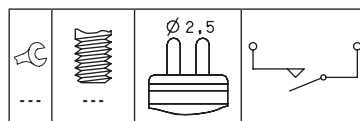
7.6077



1

REVERSING LIGHT SWITCHES

Adatt./Suitable:

MERCEDES-BENZ
A 140 545 04 14
A 201 545 00 14

MERCEDES-BENZ

190 2.0	M102.924, OM601.911	08/83 → 05/90
190 2.3	M102.985	09/87 → 09/88
190 2.3 E	M102.985	10/82 → 09/88
190 2.6	M103.942	10/82 → 09/88
190 D 2.0	OM601.911, OM602.911	08/83 → 08/93
190 D 2.5	OM602.911, M102.910	04/85 → 08/93
190 E 1.8	M102.910, M102.962	04/90 → 12/93
190 E 2.0	M102.962, M102.985	10/82 → 08/93
190 E 2.3	M102.985, M102.983	09/86 → 08/93

MERCEDES-BENZ			
190 E 2.3-16	M102.983, M102.990	04/84 → 08/88	
190 E 2.5-16	M102.990, M103.942	09/88 → 08/93	
190 E 2.6	M103.942, M104.992(AMG3.6)	09/86 → 08/93	
190 E Evolution II 2.5	M102.992	05/90 → 08/93	
190 Turbo-D 2.5	OM602.961	02/88 → 08/93	
CABRIOLET 300 CE-24	M104.980	04/92 → 06/93	
CLASSE E I E 200	M111.940	06/93 → 03/98	
CLASSE E I E 200 D	OM601.912	06/93 → 06/95	
CLASSE E I E 200 T	M111.940	06/93 → 06/96	
CLASSE E I E 220	M111.960	06/93 → 03/98	
CLASSE E I E 220 T	M111.960	06/93 → 06/96	
CLASSE E I E 250 D	OM605.911	07/93 → 06/95	
CLASSE E I E 250 TD	OM605.911	06/93 → 06/96	
CLASSE E I E 250 Turbo D	OM602.962	06/93 → 06/96	
CLASSE E I E 250 Turbo-D	OM602.962	06/93 → 06/95	
CLASSE E I E 280	M104.942	06/93 → 06/95	
CLASSE E I E 280 T	M104.942	06/93 → 06/96	
CLASSE E I E 300 D	OM606.910	07/93 → 06/95	
CLASSE E I E 300 TD	OM606.910	06/93 → 06/96	
CLASSE E I E 320	M104.992	06/93 → 03/98	
CLASSE E I E 320 T	M104.992	06/93 → 06/96	
CLASSE E I E 36 AMG	M104.992(AMG3.6), OM602.930	06/93 → 03/98	
CLASSE E I E 36 T AMG	M104.992(AMG3.6)	05/94 → 06/96	
CLASSE G I 200 GE	M102.964	02/80 → 08/92	
CLASSE G I 250 GD	OM602.930, M103.987	10/87 → 12/92	
CLASSE G II 200 GE	M102.965	01/90 → 07/93	
CLASSE G II 230 GE	M102.989	06/90 → 06/93	
CLASSE G II 250 GD	OM602.930	06/90 →	
CLASSE G II 300 GD / G 300	OM603.931	09/89 → 09/97	
CLASSE G II 300 GE	M103.987, M103.981	09/89 → 09/97	
CLASSE G II 500 GE	M117.965	09/93 → 12/94	
CLASSE S II 260 SE	M103.941	09/85 → 06/91	
CLASSE S II 300 SE, SEL	M103.981, M116.961	09/85 → 06/91	
CLASSE S II 380 SE, SEL	M116.961, M104.990	09/80 → 08/85	
CLASSE S II 380 SEC	M116.963	10/81 → 07/85	
CLASSE S III 300 SE 2.8	M104.944	01/93 → 10/98	
CLASSE S III 300 SE, SEL/S320	M104.990, M116.960	03/91 → 10/98	
CLASSE S III S 280	M104.944	02/93 → 10/98	
CLASSE SL III 300 SL	M103.982	09/85 → 08/89	
CLASSE SL III 380 SL	M116.960, M103.983	09/80 → 08/85	
CLASSE SL IV 300 SL	M103.984	03/89 → 08/93	
CLASSE SL IV 300 SL-24	M104.981	03/89 → 07/93	
COUPE 200 CE	M102.963	09/89 → 06/93	
COUPE 220 CE	M111.960	10/92 → 05/93	
COUPE 230 CE	M102.982	03/87 → 12/92	
COUPE 230 CE Cat	M102.982	06/89 → 12/92	
COUPE 300 CE	M103.983, M102.922	03/87 → 05/93	
COUPE 300 CE-24	M104.980	09/89 → 12/92	
COUPE 320 CE	M104.992	10/92 → 05/93	
KOMBI II 200 T	M102.922, OM601.912	09/85 → 05/90	
KOMBI II 200 T D	OM601.912, M102.962	09/85 → 08/91	
KOMBI II 200 TE	M102.962, OM602.912	05/86 → 06/93	
KOMBI II 220 TE	M111.960	10/92 → 05/93	
KOMBI II 230 E Chassis	M102.982	09/86 → 06/93	
KOMBI II 230 TE	M102.982	09/85 → 08/92	
KOMBI II 230 TE Cat	M102.982	06/89 → 08/92	
KOMBI II 250 T D	OM602.912, OM602.962	09/85 → 06/93	
KOMBI II 250 TD Turbo	OM602.962, OM603.912	03/88 → 07/93	
KOMBI II 260 TE FGST.	M103.940	09/89 → 08/92	
KOMBI II 280 TE	M104.942	10/92 → 06/93	
KOMBI II 300 T D	OM603.912, M102.922	09/86 → 06/93	
KOMBI II 300 TE	M103.983	01/86 → 08/92	
KOMBI II 300 TE 4-matic	M103.985	09/86 → 06/93	
KOMBI II 300 TE-24	M104.980	09/89 → 08/92	
KOMBI II 320 TE	M104.992	10/92 → 06/93	
TRE VOLUMI II 200	M102.922, OM601.912	12/85 → 10/92	
TRE VOLUMI II 200 D	OM601.912, M102.963	12/84 → 06/93	
TRE VOLUMI II 200 E	M102.963, M102.982	09/88 → 06/93	
TRE VOLUMI II 220 E	M111.960	10/92 → 06/93	
TRE VOLUMI II 230 E	M102.982, OM602.912	12/84 → 06/93	
TRE VOLUMI II 230 E Cat	M102.982	06/89 → 06/93	
TRE VOLUMI II 250 D	OM602.912, M103.940	04/85 → 06/93	
TRE VOLUMI II 250 Turbo-D	OM602.962	09/88 → 06/93	
TRE VOLUMI II 260 E	M103.940, OM603.912	09/85 → 08/92	
TRE VOLUMI II 260 E 4-matic	M103.943	09/86 → 08/92	
TRE VOLUMI II 280 E	M104.942	10/92 → 06/93	
TRE VOLUMI II 300 D	OM603.912, OM603.913	12/84 → 06/93	
TRE VOLUMI II 300 D 4-matic	OM603.913, M103.943	09/86 → 06/93	
TRE VOLUMI II 300 E	M103.983	08/85 → 08/92	
TRE VOLUMI II 300 E 4-matic	M103.943, 4ZE1	01/86 → 12/93	
TRE VOLUMI II 300 E-24	M104.980	09/88 → 08/92	
TRE VOLUMI II 320 E	M104.992	10/92 → 06/93	

PUCH

G-MODELL 230 GE	M102.989	06/90 → 06/93
G-MODELL 250 GD	OM602.930	10/87 → 12/92
G-MODELL 300 GD	OM603.931	09/89 → 08/93

PUCH		
G-MODELL 300 GE	M103.987	06/90 ⇒ 08/93

7.6078



REVERSING LIGHT SWITCHES

Adatt./Suitable:

GENERAL MOTORS

- 94 024 702
- 94 149 427
- 94 464 566
- 97 113 439
- 97 138 635

HOLDEN

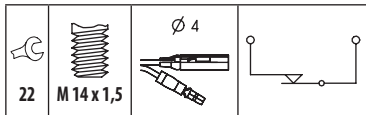

- 8971134390
- 8971134391
- 8971376550
- 8971386350

ISUZU

- 5-82440-005-0
- 8-94411-366-0
- 8-94411-366-1
- 8-94464-566-0
- 8-97113-439-0
- 8-97138-635-0
- 8-97165-951-0

OPEL

- 12 39 064
- 12 39 250
- 62 39 112



HOLDEN

FRONTERA_UT 2.0i	X20SE	10/95 ⇒ 03/99
GEMINI_RB 1.5	4XC1	04/85 ⇒ 06/87
JACKAROO_UBS 2.2 4x4	4ZD1	03/87 ⇒ 10/88
JACKAROO_UBS 2.3 TD 4x4	C223	03/87 ⇒ 10/88
JACKAROO_UBS 2.6i 4x4	4ZE1	11/88 ⇒ 12/91
JACKAROO_UBS 2.8 TD 4x4	4JB1	11/88 ⇒ 12/91
JACKAROO_UBS 3.1 TD 4x4	4JG2	04/92 ⇒ 12/97
PIAZZA_YB 2.0i Turbo	2LH.C.	04/86 ⇒ 12/87
RODEO_KB 2.3	2.25	03/87 ⇒ 07/88
RODEO_KB 2.3 4x4	2.25	03/87 ⇒ 07/88
RODEO_KB 2.3 D	2.23	03/87 ⇒ 07/88
RODEO_KB 2.3 D 4x4	2.23	03/87 ⇒ 07/88
RODEO_TF 2.2	4ZD1	03/91 ⇒ 08/93
RODEO_TF 2.5 D	4JA1	08/88 ⇒ 09/92
RODEO_TF 2.5 D 4x4	4JA1	08/88 ⇒ 09/90
RODEO_TF 2.6i	4ZE1, C20NE	08/88 ⇒ 03/96
RODEO_TF 2.6i 4x4	4ZE1	08/88 ⇒ 03/96
RODEO_TF 2.8 TD	4JB1	03/90 ⇒ 03/96
RODEO_TF 2.8 TD 4x4	4JB1	03/90 ⇒ 03/96

ISUZU

AMIGO 2.3i [USA]	LW3	01/88 ⇒
AMIGO 2.6i [USA]	RLJ	01/88 ⇒
PICK-UP 2.3i [USA]	LW3	01/88 ⇒
PICK-UP 2.6i [USA]	RLJ	01/88 ⇒
RODEO 2.6i [USA]	RLJ	01/90 ⇒
TROOPER 2.2 D 4WD	C223	05/84 ⇒ 12/89
TROOPER 2.2 D 4x4	C223	05/84 ⇒ 07/89
TROOPER 2.3	4ZD1	11/85 ⇒ 12/91
TROOPER 2.6 4WD	4ZE1	11/86 ⇒ 07/91
TROOPER 2.6 i	4ZE1	10/87 ⇒ 12/91
TROOPER 3.2i SOHC [USA]	RLU	01/92 ⇒
TROOPER 3.2i V6 [USA]	--	01/88 ⇒ 12/91

OPEL

CAMPO 2.2 D	C223	08/87 ⇒ 08/90
CAMPO 2.2 D 4x4	C223	08/87 ⇒ 08/90
CAMPO 2.3	23P	08/94 ⇒ 09/96
CAMPO 2.5 D	4JA1	08/91 ⇒ 06/94
CAMPO 2.5 D 4x4	4JA1	08/91 ⇒ 06/94
CAMPO 2.5 TD	4JA1-T	07/94 ⇒ 06/01
CAMPO 2.5 TD 4x4	4JA1-T	07/94 ⇒ 06/01
CAMPO 3.1 TD	4JG2T	12/92 ⇒ 06/01
CAMPO 3.1 TD 4x4	4JG2T	12/92 ⇒ 06/01
FRONTERA A 2.0 i	C20NE, C20NE	03/92 ⇒ 10/98

OPEL

FRONTERA A 2.2 i	X22XE	03/95 ⇒ 10/98
FRONTERA A 2.3 TD	23DTR	03/92 ⇒ 10/98
FRONTERA A 2.4 i	C24NE	03/92 ⇒ 10/98
FRONTERA A 2.5 TDS	25TDS(VM41B)	09/96 ⇒ 10/98
FRONTERA A 2.8 TD	28TDI(4JB1-T)	03/95 ⇒ 08/98
FRONTERA B 2.2 DTI	Y22DTH	10/98 ⇒ 09/02
MIDI 2.0 i	20PET	09/92 ⇒ 08/94
MIDI 2.0 i 4x4	20PET	09/92 ⇒ 08/94
MIDI 2.0 TD	20DT	09/92 ⇒ 08/94
MIDI 2.2	22DIE	09/92 ⇒ 08/94
MIDI 2.2 4x4	22DIE	09/92 ⇒ 08/94
MIDI 2.4 TD	C24DT	09/94 ⇒ 04/97
MONTEREY A 3.1 TD	4JG2TC	09/91 ⇒ 07/98
MONTEREY A 3.2	6VD1	08/91 ⇒ 03/94

VAUXHALL

FRONTERA A 2.0	C20NE, C20NE	04/95 ⇒ 08/98
FRONTERA A 2.0 i	C20NE, G4ER	03/92 ⇒ 10/98
FRONTERA A 2.2 i	X22XE	03/95 ⇒ 10/98
FRONTERA A 2.3 TD	23DTR	09/91 ⇒ 06/98
FRONTERA A 2.4 i	C24NE	03/92 ⇒ 10/98
FRONTERA A 2.5 TDS	25TDS(VM41B)	11/91 ⇒ 10/98
FRONTERA A 2.8 TD	28TDI(4JB1-T)	01/95 ⇒ 12/96
FRONTERA B 2.2 DTI	Y22DTH	10/98 ⇒ 09/04
FRONTERA B 3.2 i	Y32NE	10/98 ⇒ 10/04
MIDI II 2.2 D 4WD	22DIE	07/90 ⇒ 08/94
MONTEREY I 3.1 TD	4JG2TC	09/91 ⇒ 07/98
MONTEREY I 3.2	6VD1	06/92 ⇒ 07/98

7.6084



REVERSING LIGHT SWITCHES

Adatt./Suitable:

HYUNDAI

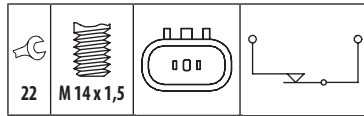
- 93860-36100

MITSUBISHI

- 93860-36100
- MD-730979

VOLVO

- 30874168



HYUNDAI

ACCENT I 1.3	G4EH	10/94 ⇒ 01/00
ACCENT I 1.3 i 12V	G4EH	10/94 ⇒ 01/00
ACCENT I 1.5	G4EK	10/94 ⇒ 07/99
ACCENT I 1.5 i 12V	G4EK	10/94 ⇒ 01/00
ACCENT I 1.5 i 16V	G4ER, 4G61	10/95 ⇒ 01/00
COUPE I 1.6 16V	G4GR	03/98 ⇒ 04/02
COUPE I 1.6 i 16V	4G61, G4DG	12/96 ⇒ 04/02
COUPE I 2.0	G4DF	04/96 ⇒ 08/99
COUPE I 2.0 16V	G4GF	08/96 ⇒ 04/02
ELANTRA I 1.5	--	10/90 ⇒ 04/95
ELANTRA I 1.5 i GL	G4DJ	12/90 ⇒ 08/94
ELANTRA I 1.6i 16V	G4CR	12/90 ⇒ 05/95
ELANTRA I 1.8i 16V	G4CN	06/92 ⇒ 12/95
ELANTRA II 1.6i 16V	G4GR	06/95 ⇒ 05/00
ELANTRA II 1.8i 16V	G4GM	05/95 ⇒ 05/00
ELANTRA II 2.0 i 16V	G4DF	06/97 ⇒ 05/00
EXCEL 1.3	G4DG	09/89 ⇒ 07/91
EXCEL 1.3 i 12V	G4EH	09/94 ⇒ 08/99
EXCEL 1.5 i 12V	G4EK	09/94 ⇒ 08/99
EXCEL 1.5 i 16V GT	G4ER	10/96 ⇒ 08/99
LANTRA I 1.5	G4DJ	10/90 ⇒ 04/95
LANTRA I 1.5 i.e.	G4DJ	10/90 ⇒ 11/95
LANTRA I 1.6 i.e. 16V	G4CR	10/90 ⇒ 11/95
LANTRA I 1.8 i.e. 16V	G4CN	10/90 ⇒ 11/95
LANTRA II 1.5 12V	G4EK	12/96 ⇒ 10/00
LANTRA II 1.6 16V	G4GR	11/95 ⇒ 10/00
LANTRA II 1.6 i	G4GR	11/95 ⇒ 10/00
LANTRA II 1.8 16V	G4GM	11/95 ⇒ 10/00
LANTRA II 1.9	DJY	04/97 ⇒ 05/00
LANTRA II 1.9 D	DJY	03/98 ⇒ 10/00
LANTRA II 2.0	G4JPE	04/97 ⇒ 05/00
LANTRA II 2.0 16V	G4GF	11/95 ⇒ 10/00

HYUNDAI

PONY 1.3	G4DG	10/89 ⇒ 01/95
PONY 1.5	G15B, G15B	10/89 ⇒ 01/95
PONY 1.5 i	G15B, G4DJ	10/89 ⇒ 01/95
PONY / EXCEL 1.3	G4DG, G15B	01/90 ⇒ 01/95
PONY / EXCEL 1.5	G15B, G15B	01/90 ⇒ 01/95
PONY / EXCEL 1.5 i	G15B, G15B	01/90 ⇒ 01/95
PRECIS 1.5 i [USA]	G4DJ	01/89 ⇒
SANTAMO 2.0	G4CP	10/98 ⇒ 10/02
SANTAMO 2.0 16V	G4JP, G4CP	05/99 ⇒ 12/02
SANTAMO 2.0 16V 4x4	G4CP-D	05/99 ⇒ 12/02
S COUPE 1.5	G4DJA	03/90 ⇒ 12/92
S COUPE 1.5 i	G4DJ, G4JP	02/90 ⇒ 05/96
S COUPE 1.5 i Turbo	G4EK-TC	04/91 ⇒ 05/96
SONATA II 2.0 i 16V	G4CP-D	01/91 ⇒ 10/93
SONATA II 2.4 i	G4CS	09/88 ⇒ 08/91
SONATA III 1.8 GLS	G4DM	07/96 ⇒ 05/98
SONATA III 1.8 i	G4CM	05/93 ⇒ 06/98
SONATA III 2.0 i	G4CP, G4CP-D	06/94 ⇒ 06/98
SONATA III 2.0 i 16V	G4CP-D, 4A92	05/93 ⇒ 06/98
SONATA III 3.0 i V6	G6AT	05/93 ⇒ 06/98

MITSUBISHI

3000 GT 3.0 i 24V 4WD	6G72(DOHC24V)	06/92 ⇒ 08/99
ASX 1.6 LPG	4A92	06/10 ⇒
ASX 1.6 MIVEC	4A92, 4G93(GDI)	05/10 ⇒
CARISMA 1.8 16V GDI	4G93(GDI)	09/97 ⇒ 06/06
CARISMA 1.8 GDi	4G93(GDI), 4D65	08/97 ⇒ 06/06
CARISMA 1.8 MSX - 16V	4G93DOHC	07/95 ⇒ 07/97
COLT II 1.2 EL, GL	G16	09/86 ⇒ 04/88
COLT II 1.3 EL, GL	G13B	06/86 ⇒ 04/88
COLT II 1.5 GLX	G15B	09/85 ⇒ 04/88
COLT II 1.8 GL Diesel	4D65, 4G15(16V)	02/84 ⇒ 04/88
COLT III 1.2	G16	04/88 ⇒ 05/92
COLT III 1.3 12V	4G13(12V)	04/88 ⇒ 05/92
COLT III 1.3 GL	4G13(8V)	04/88 ⇒ 12/90
COLT III 1.5 Cat	4G15(12V)	07/90 ⇒ 05/92
COLT III 1.5 GLXi	4G15(8V)	04/88 ⇒ 05/92
COLT III 1.6 GTi 16V	4G61	04/88 ⇒ 05/90
COLT III 1.8 Diesel GLX	4D65	04/88 ⇒ 05/92
COLT III 1.8 GTi 16V Cat	4G67	06/90 ⇒ 05/92
COLT III 2.0 D	4D68	04/88 ⇒ 05/92
COLT IV 1.3 GLi 12V	4G13(12V)	04/92 ⇒ 04/96
COLT IV 1.6 4WD	4G92(SOHC16V)	08/93 ⇒ 08/95
COLT IV 1.6 GLXi 16V	4G92(SOHC16V)	04/92 ⇒ 04/96
COLT IV 1.8 GTi 16V	4G93(DOHC16V)	04/92 ⇒ 04/96
COLT IV 2.0	4D68	04/92 ⇒ 04/96
COLT V 1.3	4G19	08/02 ⇒ 09/03
COLT V 1.5	4G15(16V)	09/95 ⇒ 09/03
COLT V 1.5 16V	4G15(16V), 4G13(16V)	10/99 ⇒ 09/03
COLT V 1300	4G13(16V), 4G13(12V)	06/00 ⇒ 09/03
COLT V 1300 GL, GLX	4G13(12V), 4G92	05/96 ⇒ 06/00
COLT V 1600	4G92, 4G92	09/00 ⇒ 09/03
COLT V 1600 GLX	4G92, 4G37	05/96 ⇒ 09/00
ECLIPSE I 1.8	4G37	12/89 ⇒ 03/94
ECLIPSE I 2.0 i 16V	4G63(DOHC16V)	04/91 ⇒ 11/95
ECLIPSE I 2.0 i 16V 4WD	4G63(DOHC16V)	04/91 ⇒ 11/95
ECLIPSE I 2.0 Turbo	4G63-T(DOHC16V)	12/89 ⇒ 03/94
ECLIPSE I 2.0 Turbo 4WD	4G63-T(DOHC16V)	12/89 ⇒ 03/94
ECLIPSE II 2.0 Turbo	4G63-T(DOHC16V)	04/94 ⇒ 04/99
ECLIPSE II 2000 GS 16V	4G63DOHC	12/95 ⇒ 04/99
ECLIPSE II 2000 GT 16V	4G63DOHC	12/95 ⇒ 04/99
EXPO 2.4i [USA]	4G64	01/91 ⇒ 12/92
EXPOLRV 2.4i [USA]	4G64	01/92 ⇒
GALANT VI 1.6	4G32	01/88 ⇒ 10/92
GALANT VI 1.8	4G37, 4G63(SOHC8V)	11/87 ⇒ 10/92
GALANT VI 1.8 Turbo-D	4D65T	12/87 ⇒ 10/92
GALANT VI 2.0	4G63(SOHC8V), 4G63(DOHC16V)	11/87 ⇒ 12/92
GALANT VI 2.0 4WD	4G63(SOHC8V)	12/88 ⇒ 10/92
GALANT VI 2.0 4x4 4WS	4G63(DOHC16V)	06/88 ⇒ 05/91
GALANT VI 2.0 GTi 16V	4G63(DOHC16V), 4G63(SOHC16V)	11/87 ⇒ 10/92
GALANT VI 2.0 GTi 16V 4WD	4G63(DOHC16V)	06/88 ⇒ 10/92
GALANT VI 2.0 GTi 16V 4x4	4G63(DOHC16V)	07/89 ⇒ 12/92
GALANT VI 2.0 GTi 16V Cat 4WD	4G63(DOHC16V)	09/91 ⇒ 10/92
GALANT VII 1.8	4G93(SOHC16V)	02/94 ⇒ 08/96
GALANT VII 1.8 GLSi	4G93(SOHC16V)	11/92 ⇒ 08/96
GALANT VII 2.0 GLSi	4G63(SOHC16V)	11/92 ⇒ 08/96
GALANT VII 2.0 GLSi 4WD	4G63(SOHC16V)	11/92 ⇒ 08/96
GALANT VII 2.0 GLSTD	4D68T	11/92 ⇒ 08/96
GALANT VII 2.0 V6-24	6A12	11/92 ⇒ 08/96
GALANT VII 2.0 V6-24 4WS	6A12	11/92 ⇒ 05/96
GALANT VII 2.5	6G73	11/92 ⇒ 09/96
GALANT VII 2.5 V6-24 4WD	6G73	11/92 ⇒ 08/96
GALANT VIII 2.0	4G63(SOHC16V), 4G64(GDI)	09/00 ⇒ 10/04
GALANT VIII 2.0 TDI	4D68T	09/96 ⇒ 10/04
GALANT VIII 2.4 GDI	4G64(GDI), 6A13	09/00 ⇒ 10/04
GALANT VIII 2.5 V6 24V	6A13, 4G64(GDI)	09/00 ⇒ 10/04

MITSUBISHI		
GRANDIS 2.0	4G64(SOHC8V)	04/04 →
GRANDIS 2.4 GDi GLX	4G64(GDI), 4G64(GDI)	08/00 → 05/03
GRANDIS 2.4 GDi GLX 4WD	4G64(GDI), 4D65	08/00 → 05/03
GRANDIS 2.4 MIVEC	4G69	04/04 → 12/11
LANCER III/IV 1.2	4G16	08/86 → 04/88
LANCER III/IV 1.8 Diesel	4D65, 4B11	01/84 → 04/88
LANCER V 1.2 GL	4G16	05/88 → 08/92
LANCER V 1.3	G13B	08/88 → 05/92
LANCER V 1.3 GL	G13B	05/88 → 06/90
LANCER V 1.5	4G15(12V), 4G37	04/88 → 09/92
LANCER V 1.5 12V	4G15(12V)	05/89 → 05/92
LANCER V 1.5 GLS	4G15(12V)	08/89 → 08/92
LANCER V 1.6 16V	4G92(SOHC16V)	06/92 → 05/94
LANCER V 1.6 4WD	4G92(SOHC16V)	06/92 → 11/93
LANCER V 1.6 GTi	4G61	05/88 → 05/90
LANCER V 1.8 4WD	4G37, 4D65	03/89 → 06/92
LANCER V 1.8 D	4D65, 4G67	09/85 → 06/92
LANCER V 1.8 GLX Diesel	4D65	04/88 → 05/92
LANCER V 1.8 GTi	4G37	06/92 → 07/93
LANCER V 1.8 GTi 16V	4G67, 4G13(12V)	11/89 → 12/93
LANCER V 2.0 D	4D68	06/92 → 07/93
LANCER VI 1.5	4G15(12V)	09/92 → 07/96
LANCER VI 1.6 16V	4G92(SOHC16V)	06/92 → 10/03
LANCER VI 1.6 16V 4WD	4G92(SOHC16V)	06/92 → 10/03
LANCER VI 1.6 i	4G92(SOHC16V)	09/92 → 07/96
LANCER VI 1.8	4G93(DOHC16V)	09/92 → 07/96
LANCER VI 1.8 16V	4G93(DOHC16V)	06/92 → 12/93
LANCER VI 1.8 4WD	4G93(SOHC16V)	03/95 → 10/03
LANCER VI 1.8 GTi	4G37	06/92 → 07/93
LANCER VI 1.8 i	4G93(SOHC16V)	03/95 → 10/03
LANCER VI 2.0 D	4D68	12/92 → 10/03
LANCER VI 2.0 Diesel	4D68	06/92 → 12/96
LANCER VII 1.3 12V	4G13(12V), 4G63Turbo	12/95 → 08/03
LANCER VII 1.5	4G15(16V)	06/00 → 08/03
LANCER VII 1.5 16V	4G15(16V)	10/99 → 08/03
LANCER VII 1.6 16V	4G92(SOHC16V)	12/95 → 08/03
LANCER VII 2.0 16V EVO IV	4G63Turbo	08/96 → 06/97
LANCER VII EVO V	4G63Turbo, 4G13(16V)	01/98 → 12/98
LANCER VII EVO VI	4G63Turbo	01/99 → 02/01
LANCER VIII 1.3	4G13(16V), 4G63DOHC	09/03 → 12/13
LANCER VIII 1.6	4G18	09/03 → 12/13
LANCER VIII 2.0	4G63DOHC	09/03 → 12/13
LANCER VIII EVO IX	4G63DOHC, 4G63(DOHC16V)	08/05 → 10/08
LANCER VIII EVO IX - FQ-300	4G63DOHC	06/05 → 12/06
LANCER VIII EVO IX - FQ-340	4G63DOHC	06/05 → 12/07
LANCER VIII EVO VIII	4G63DOHC	04/03 → 03/05
LANCER VIII EVO VIII - 260	4G63DOHC	03/04 → 07/05
LANCER VIII EVO VIII - FQ-320	4G63DOHC	04/04 → 08/06
LANCER VIII EVO VIII - FQ-330	4G63DOHC	10/03 → 08/06
LANCER VIII EVO VIII - FQ-400	4G63DOHC	10/04 → 08/06
LANCER IX 1.6 MIVEC	4A92	05/10 →
LANCER IX 2.0 EVO X	4B11, 4B11	06/09 →
LANCER IX 2.0 i Ralliart 4WD	4B11T/C	10/08 →
LANCER IX 2.0 Ralliart	4B11T/C	08/11 →
LANCER IX 2.0 Ralliart 4WD	4B11T/C	10/08 →
LANCER IX EVO X	4B11, 4B11	10/07 → 06/15
LANCER IX EVO X - FQ330	4B11, 4B11	03/08 → 06/15
LANCER IX EVO X - FQ360	4B11, 4G15(12V)	03/08 → 06/15
MIRAGE III 1.5	4G15(12V)	05/88 → 06/90
MIRAGE III 1.5 12V	4G15(12V)	05/88 → 06/90
MIRAGE IV 1.8 Gsi	4G93(SOHC16V)	12/91 → 08/95
MIRAGE V 1.5	4G15DOHC	09/95 → 08/99
MIRAGE V 1.5 [ExtraEU]	4G15DOHC	09/95 → 05/04
OUTLANDER I 2.0	4G63(DOHC16V), 4G63(DOHC16V)	05/03 → 10/06
OUTLANDER I 2.0 4WD	4G63(DOHC16V), 4G63DOHC	05/03 → 10/06
OUTLANDER I 2.0 Turbo 4WD	4G63DOHC, 4G69	04/04 → 10/06
OUTLANDER I 2.0 Turbo-R 4WD	4G63Turbo	01/02 → 10/06
OUTLANDER I 2.4 4WD	4G69, 4G93(SOHC16V)	05/03 → 10/06
PRECIS 1.5 i [USA]	G4DJ	01/89 → 12/94
SPACE RUNNER 1.8	4G93(SOHC16V), 4G93(SOHC16V)	10/91 → 08/99
SPACE RUNNER 1.8 4WD	4G93(SOHC16V), --	10/91 → 08/99
SPACE RUNNER 2.0	--, 4G64DOHC	01/92 → 08/02
SPACE RUNNER 2.0 TD	4D68T	10/92 → 08/99
SPACE RUNNER 2.4	--	01/92 → 12/01
SPACE RUNNER 2.4 GDI	4G64DOHC, 4G93(GDI)	08/99 → 01/03
SPACE STAR 1.8 GDI	4G93(GDI), 4G63(SOHC16V)	06/98 → 12/04
SPACE STAR 1.8 MPI	4G93(DOHC16V)	10/02 → 12/04
SPACE WAGON 1.8	4G93(SOHC16V)	10/91 → 10/98
SPACE WAGON 1.8 4WD	4G93(SOHC16V)	10/91 → 10/98
SPACE WAGON 1.8 TD	4D65T	10/91 → 10/98
SPACE WAGON 2.0	4G63(SOHC16V), 4G64(GDI)	10/92 → 12/04
SPACE WAGON 2.0 4WD	4G63(SOHC16V)	10/92 → 10/98
SPACE WAGON 2.0 TD	4D68T	10/92 → 10/98

MITSUBISHI		
SPACE WAGON 2.4 GDI	4G64(GDI), 4G64(GDI)	09/00 → 12/04
SPACE WAGON 2.4 GDI 4WD	4G64(GDI), B4184SJ	09/00 → 12/04
VOLVO		
S40 I 1.8 i	B4184SJ, B4204S	06/01 → 12/03
S40 I 2.0	B4204S, B4184SJ	07/95 → 12/03
V40 I 1.8 i	B4184SJ, B4204S	06/01 → 06/04
V40 I 2.0	B4204S, 3S-FE	07/95 → 06/04

7.6087



3

REVERSING LIGHT SWITCHES

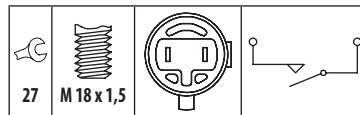
Adatt./Suitable:

GENERAL MOTORS
 94 840 339

TOYOTA
 84210-01010
 84210-60021

03 Supplied until depletion

- Fornibile fino ad esaurimento delle scorte
- Fourni jusqu'à épuisement du stock
- Lieferbar solange vorrat reicht
- Suministrado hasta el stock termina



TOYOTA		
CAMRY 1.8	1S	11/86 → 08/89
CAMRY 2.0	3S-FE, 3S-FE	03/83 → 02/93
CAMRY 2.0 4WD	3S-FE, 2C-T	03/83 → 06/91
CAMRY 2.0 Turbo-D	2C-T, 3S-GEL	10/86 → 05/91
CAMRY 2.5	2VZ-FE	10/86 → 06/91
CELICA III 2.4	22REC	10/84 → 12/85
CELICA III 2.8 Supra	5M-GE	08/81 → 12/85
CELICA IV 1.6	4A-L	04/86 → 08/89
CELICA IV 1.6 GT	4A-GELC	08/87 → 08/89
CELICA IV 1.6 GT 16V	4A-GEL	09/85 → 08/89
CELICA IV 1.6 GTi 16V	4A-GEL	01/88 → 12/89
CELICA IV 2.0	3S-GEL, 3S-GEL	01/86 → 08/89
CELICA IV 2.0 GT	3S-GEL, 4A-GELC	08/85 → 08/89
CELICA COUPÉ 2,8 24V	5M-GE	12/81 → 12/85
COROLLA IV 1.8 D	1C	01/83 → 08/87
COROLLA V 1.6	4A-GELC, 1C	04/85 → 05/89
COROLLA V 1.8 D	1C, 2Y	06/83 → 05/88
COROLLA VI 1.6	4A-FE	08/89 → 04/92
COROLLA VI 1.6 GTi	4A-GE	08/87 → 10/94
COROLLA VI 1.6 i	4A-FE	05/87 → 05/92
COROLLA VI 1.6 i 4WD	4A-FE	10/87 → 08/90
CRESSIDA 2.2 D	L	09/80 → 04/85
DYNA 100 1.6	1Y	05/85 → 08/87
DYNA 100 1.8	2Y, 3Y	08/85 → 04/95
DYNA 100 2.4 D	2L	08/85 → 08/87
DYNA 150 1.8	2Y	08/85 → 08/86
DYNA 150 2.0	3Y, 22R	08/85 → 10/01
DYNA 150 2.4 D	2L	08/85 → 08/87
DYNA 200 3.4 D	3B	10/89 → 05/95
DYNA 200 3.7 D	14B	08/88 → 05/95
HIACE III 1.8	2Y	12/82 → 11/89
HIACE III 2.0	3Y	12/82 → 08/89
HIACE III 2.0 4WD	3Y	08/87 → 07/89
HIACE III 2.4 D	2L	05/84 → 11/89
HIACE III 2.4 D 4WD	2L	04/84 → 01/88
LAND CRUISER 60 4.0 D 4WD	2H	08/87 → 01/90
LAND CRUISER 60 4.0 Turbo-D	12HT	10/85 → 12/89
LAND CRUISER 70 2.4	22R, 2L-T	11/84 → 12/96
LAND CRUISER 70 2.4 D	2L	11/84 → 10/85
LAND CRUISER 70 2.4 TD	2L-T, 5K	10/85 → 05/93
LAND CRUISER 70 3.4 D	3B	11/84 → 12/96
LAND CRUISER 70 3.4 TD	13BT	10/85 → 08/86

TOYOTA		
LAND CRUISER 70 4.0 D 4x4	2H	08/87 → 12/89
LAND CRUISER 70 4.2 D	1H-Z	01/90 →
LAND CRUISER 80 2.4 TD	2L-T	07/90 → 05/96
LITEACE 1.5	5K, 1C	10/85 → 01/95
LITEACE 1.8 D	1C, B50	10/85 → 08/88
STOUT 2.2	4Y	04/88 → 02/00
SUPRA 3.0 24V	7M-GE	01/86 → 08/88

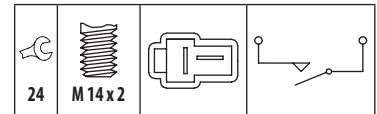

7.6088



04

REVERSING LIGHT SWITCHES

Adatt./Suitable:

MAZDA
 F402-17-640A
 F402-17-640B
 F402-17-640C
 F402-17-640D
 F402-17-640E
 F5D2-17-640
 M503-17-640
 M503-17-640B
 M503-17-640C
 M503-17-640D
 M503-17-640


MAZDA		
323 V 1.5	B50, B6(SOHC)	08/85 → 05/89
323 V 1.6	B6(SOHC), --	09/86 → 10/95
323 VII C 1.3 16V	B3(16V)	08/94 → 09/98
323 VII C 1.5 16V	Z5-DE	08/94 → 09/98
323 VII C 1.8 16V	BP-ZE	08/94 → 09/98
323 VII 1.5 16V	Z5-DE	07/94 → 09/98
323 VII 1.8 16V	BP-ZE	08/94 → 09/98
323 VII P 1.3 16V	B3(16V)	10/96 → 09/98
323 VII P 1.5 16V	Z5-DE	10/96 → 09/98
323 VII P 2.0 D	RF1G	10/96 → 09/98
323 VIII S 1.3 16V	B3(16V)	08/94 → 09/98
323 VIII S 1.5 16V	Z5-DE	08/94 → 09/98
323 VIII S 1.8 16V	BP-ZE	08/94 → 09/98
323 VIII S 2.0 D	RF1G	10/96 → 09/98
B2500 2.5 12v iD	R587	02/99 →
B2500 2.5 12v iD 4x4	R587	02/99 →
B2500 2.5 12v TD 4x4	R581	02/99 →
B2600 2.6i 12v 4x4	R585	02/99 →
B-SERIE 2.2 4WD	R5A2	02/99 → 11/06
BT-50 2.2	--, B6MC	09/06 →
MX-5 II 1.6	B6MC, BP5A	01/98 → 10/05
MX-5 II 1.6 16V	B6D	05/98 → 10/05
MX-5 II 1.8	BP5A, BP6J	01/98 → 10/05
MX-5 II 1.8 16V	BP6J, 10P	11/00 → 10/05

7.6093



3

REVERSING LIGHT SWITCHES

Adatt./Suitable:

HONDA

35600-689-003
35600-PB1-003

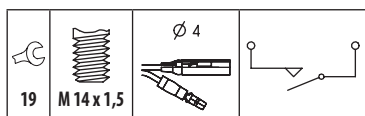
LAND ROVER

CDU51
CDU51L

MG

CDU51

ROVER

BNP3520
BNP4626
CDU0051
CDU51

AUSTIN

MONTEGO 1.6 LS	16HC37	10/84 ⇒ 08/88
MONTEGO 1.6 LS,HL	16HC37	04/84 ⇒ 08/88
MONTEGO 2.0	20HSC	04/84 ⇒ 08/88
MONTEGO 2.0 Turbo	20HC85	04/84 ⇒ 08/88

HONDA

CIVIC I 1.3 [USA]	--	01/80 ⇒ 12/81
-------------------	----	---------------

LAND ROVER

DEFENDER 2.25	--	01/87 ⇒
DEFENDER 2.5 90, 110	--	08/90 ⇒ 09/01
DEFENDER 2.5 90,110 D	--	08/90 ⇒
DEFENDER 2.5 90,110 Diesel Turbo	--	08/90 ⇒
DEFENDER 2.5 90,110 TDI	--	08/98 ⇒
DEFENDER 2.5 Tds 4x4	10P, 11L	06/98 ⇒ 02/16
DEFENDER 2.5 TDI 4x4	11L, 35D	08/90 ⇒ 12/01
DEFENDER 2.8 90, 110	--	09/00 ⇒
DEFENDER 3.5 V8 90, 110	--	08/90 ⇒ 12/98
DEFENDER 4.0i V8	--	09/95 ⇒ 12/01
DISCOVERY I 2.0 16V 4x4	20T4H	06/89 ⇒ 10/98
DISCOVERY I 2.5 TDI 4x4	--	08/96 ⇒ 10/98
DISCOVERY I 3.5 4x4	22D	06/89 ⇒ 06/94
DISCOVERY I 4.0 4x4	35D, 14L	09/93 ⇒ 10/98
FREELANDER 1.8 16V 4x4	18K4F	11/00 ⇒ 10/06
FREELANDER 1.8 4x4	18K4F	10/00 ⇒ 10/06
FREELANDER 1.8 i 16V 4x4	18K4F	02/98 ⇒ 10/06
FREELANDER 2.0 Di 4x4	20T2N	02/98 ⇒ 10/06
RANGE ROVER I 2.5 TD 4x4	14L, 37D	10/89 ⇒ 04/94
RANGE ROVER I 2.5 TDI 4x4	14L	09/91 ⇒ 04/94
RANGE ROVER I 3.9 4x4	35D	11/88 ⇒ 12/92
RANGE ROVER I 3.9 Cat 4x4	37D, 35D	11/88 ⇒ 07/94
RANGE ROVER I 3.9 Vogue SEI 4x4	35D, 20M4F	11/88 ⇒ 07/94
RANGE ROVER I 4.3 Vogue LSE 4x4	40D	09/92 ⇒ 07/94

MG

EXPRESS 1.8	18K4F	03/03 ⇒ 05/05
EXPRESS 160	18K4K	03/03 ⇒ 05/05
EXPRESS 2.0 TD	20T2N	03/03 ⇒ 05/05
MGF 1.8 i VVC	18K4K	10/01 ⇒ 03/02
MGF 1.6	16K4F	02/00 ⇒ 03/02
MGF 1.8 i 16V	18K4F	03/95 ⇒ 03/02
MGF 1.8 i VVC	18K4K	03/95 ⇒ 03/02
MGTF 115	16K4F	03/02 ⇒ 12/09
MGTF 135	18K4F	03/02 ⇒ 12/09
MGTF 160	18K4K	03/02 ⇒ 12/09
MG ZR 120	18K4F	06/01 ⇒ 04/05
MG ZR 160	18K4K	06/01 ⇒ 04/05
MG ZR 2.0 TD	20T2N	06/01 ⇒ 04/05
MG ZS 120	18K4F	07/01 ⇒ 10/05
MG ZS 180	25K4F	07/01 ⇒ 10/05
MG ZS 2.0 TD	20T2N	01/04 ⇒ 10/05

ROVER

25 1.8 16V	18K4K	02/00 ⇒ 05/05
25 2.0 iDT	20T2N	10/99 ⇒ 05/05
45 1.8	18K4F	02/00 ⇒ 05/05

ROVER

45 2.0 iDT	20T2N	01/00 ⇒ 05/05
200 II 218	18K4K	03/96 ⇒ 03/00
200 II 218 D	XUD9	09/91 ⇒ 10/95
200 II 218 TD	XUD7TE	09/91 ⇒ 10/95
200 II 220 16V	--	01/92 ⇒ 12/95
200 II 220 GSi	20T4H	05/94 ⇒ 06/99
200 II 220 GTi	20M4F, 20M4F	09/91 ⇒ 10/95
200 II 220 Turbo	20T4G	10/92 ⇒ 06/99
200 III 218 K Vi	18K4K	11/95 ⇒ 03/00
200 III 218 Si	18K4K	08/99 ⇒ 03/00
200 III 220 D/SD	20T2R	11/95 ⇒ 03/00
200 III 220 Sdi	20T2N	11/95 ⇒ 03/00
400 I 1.8 i	18K4K	06/96 ⇒ 11/98
400 I 1.8 TD	XUD7TE	09/93 ⇒ 11/98
400 I 2.0 i	20T4H	05/94 ⇒ 11/98
400 I 418 D	XUD9	09/91 ⇒ 04/95
400 I 418 TD	XUD7TE	09/91 ⇒ 04/95
400 I 420 16V	--	01/91 ⇒ 12/92
400 I 420 GSi/SLI/GTi/Vite	20T4H	01/93 ⇒ 04/95
400 I 420 GTi/GSi/Vitesse	20M4F	02/92 ⇒ 04/95
400 I 420 Turbo	20T4G	01/93 ⇒ 04/95
200 SERIES 1.8	18K4K	01/96 ⇒ 06/99
400 II 420 D	20T2R	11/95 ⇒ 03/00
400 II 420 Di	20T2N	05/95 ⇒ 03/00
400 II 420 Si Lux	20M4F, 20HD	12/95 ⇒ 03/00
600 620 Sdi	20T2N	05/94 ⇒ 06/99
600 620 Ti Vitesse	20T4G	05/94 ⇒ 08/98
800 820	--	10/88 ⇒ 10/91
800 820 16V Turbo	T16	11/91 ⇒ 02/99
800 820 I/SI	20HD, A20A1	10/88 ⇒ 02/99
800 820 SI	20HDM16	10/88 ⇒ 12/91
800 820 Sport	20T4G	04/94 ⇒ 03/96
800 825 Si	25K4F	04/96 ⇒ 02/99
800 825 Si Lux	25K4F	04/96 ⇒ 02/99
CDV 2.0 iDT	20T2N	03/03 ⇒ 04/05
COMMERCE 2.0 iDT	20T2N	01/03 ⇒ 12/05
COUPE 1.8 16V	18K4K	03/96 ⇒ 11/99
MAESTRO 2.0	--	01/86 ⇒
MAESTRO 2.0 TD	BB	09/90 ⇒ 01/95
MONTEGO 2.0 GTi	20H	10/88 ⇒ 10/91
STREETWISE 1.8	18K4F	08/03 ⇒ 12/05
STREETWISE 2.0 TD	20T2N	08/03 ⇒ 05/05

7.6094



3,5

REVERSING LIGHT SWITCHES

Adatt./Suitable:

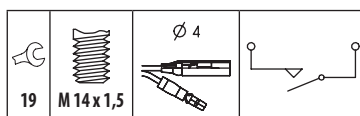
ACURA

35600-PG7-003

HONDA

35600-PA5-003
35600-PA5-013
35600-PD2-003
35600-PE0-013
35600-PE1-951
35600-PG7-003
35600-PL3-013

ROVER

DPB9237
DPB9877
FDU2766

ACURA

INTEGRA I 1.6	D16A1	01/85 ⇒ 12/90
INTEGRA I 1.6 i	D16A8	01/85 ⇒ 12/90

HONDA

ACCORD III 1.6 L	A16A1	11/85 ⇒ 12/89
ACCORD III 2.0	A20A2	01/86 ⇒ 12/86
ACCORD III 2.0 12V	A20A1, A20A1	01/86 ⇒ 12/89
ACCORD III 2.0 16V EXS	B20A2	01/88 ⇒ 12/89
ACCORD III 2.0 EX	A20A1, A20A3	11/85 ⇒ 12/89
ACCORD III 2.0 EXi	A20A3, B20A2	11/85 ⇒ 12/89
ACCORD III 2.0 i 16V	B20A2, --	01/87 ⇒ 12/89

HONDA

ACCORD VI 1.6	A16A5	10/98 ⇒ 12/02
CIVIC II 1.3 [USA]	--	01/81 ⇒ 12/83
CIVIC III 1.3 [USA]	--, D16A6	01/84 ⇒ 12/87
CIVIC III 1.5 [USA]	--	01/86 ⇒ 12/87
CIVIC III 1.5 i Si [USA]	--	01/84 ⇒ 12/87
CIVIC III DX	--	01/84 ⇒ 12/85
CIVIC IV 1.2	D12B1	01/88 ⇒ 12/91
CIVIC IV 1.3	D13B1	10/87 ⇒ 12/89
CIVIC IV 1.3 [USA]	--	09/87 ⇒ 12/89
CIVIC IV 1.3 16V Cat	D13B2	09/89 ⇒ 09/91
CIVIC IV 1.4 L	D14A1	10/87 ⇒ 12/89
CIVIC IV 1.5	D15B1	01/88 ⇒ 12/89
CIVIC IV 1.5 i 16V	D15B2	10/87 ⇒ 09/91
CIVIC IV 1.6 16V 4x4	D16A6	11/87 ⇒ 09/91
CIVIC IV 1.6 i 16V	D16A6, D16A6	09/87 ⇒ 12/91
CIVIC IV 1.6 i 16V 4x4	D16A6, D16A1	01/89 ⇒ 12/91
CIVIC IV 1.6 i 16V	D16A9	01/88 ⇒ 12/91
CIVIC IV 1.6 i 16V 4WD	D16A1, D16A7	01/88 ⇒ 12/91
CIVIC IV SHUTTLE 1.4 i 16V	D14A1	01/88 ⇒ 12/92
CIVIC IV SHUTTLE 1.5 i 16V	D15B2	01/88 ⇒ 11/91
CIVIC IV SHUTTLE 1.6 4x4	D16A, D16A6	01/88 ⇒ 12/92
CIVIC IV SHUTTLE 1.6 i 16V 4WD	D16A6, D14A1	01/88 ⇒ 02/95
CIVIC IV SHUTTLE 1.6i	--	01/88 ⇒ 12/91
CIVIC IV SHUTTLE 1.6i 16V 4WD	D16Z2	01/88 ⇒ 12/92
CIVIC IV CRX 1.4i 16V	D14A1	01/90 ⇒ 12/91
CIVIC IV CRX 1.6i 16V	D16A7, D16A	01/90 ⇒ 05/92
CIVIC V 1.5	D15B2	01/92 ⇒ 12/92
CONCERTO 1.4	D14A1, D16A8	08/89 ⇒ 10/92
CONCERTO 1.5 i	--	01/90 ⇒ 12/91
CONCERTO 1.5 i 16V	D15B2	08/89 ⇒ 05/95
CONCERTO 1.6 16V	D16Z2	08/89 ⇒ 03/95
CONCERTO 1.6 i 16V	D16A8, D16A9	08/89 ⇒ 03/95
CONCERTO 1.6i	D16A	01/90 ⇒ 12/91
CONCERTO 1.6i DOHC	--	01/90 ⇒ 12/91
CONCERTO 1.6i SOHC	--	01/90 ⇒ 12/91
CRX II 1.6 i 16V	D16A9, D16A7	10/87 ⇒ 02/92
LOGO 1.3	D13B7	03/99 ⇒ 03/02

ROVER

200 I 213 S	EV2	09/85 ⇒ 09/89
200 II 216	D16A8	10/92 ⇒ 06/99
200 II 216 1.6i	D16A8	01/92 ⇒ 11/99
200 II 216 GSi	D16A7, D16A8	10/89 ⇒ 12/95
200 II 216 GTi	D16A8, K9K626	01/90 ⇒ 10/95
400 I 416 GSi	D16Z2	04/90 ⇒ 04/95
400 I 416 GSi/GSE	D16A7	04/90 ⇒ 04/95
400 I 416 GTi	D16A8	04/90 ⇒ 04/95
400 I 416 GTi/GTE	D16A9	04/90 ⇒ 04/95

7.6096



1

REVERSING LIGHT SWITCHES

Adatt./Suitable:

DACIA

60 01 543 163
77 00 422 630

GENERAL MOTORS

91 167 519

MITSUBISHI

M-4741 14
MW30899625

NISSAN

32005-00QAA

OPEL

44 10 080
44 14 385
91 167 519

RENAULT

60 01 543 163
77 00 422 630
77 00 778 780
77 00 802 640
82 00 655 638
82 00 655 648

VAUXHALL

91 167 519

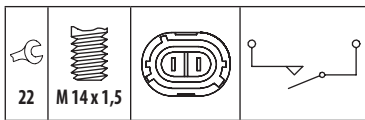
VOLVO

30899625
34741 14
34741 14-0

1267 Seal coating on thread

- Rivestimento sigillante sulla filettatura
- Revêtement de scellement sur le filetage
- Beschichtungsmasse am Gewinde
- Revestimiento impermeabilizante en la rosca

MARKET DIFFUSION: HIGH



DACIA		
DOKKER 1.2 Tce	H5F408	11/12 →
DOKKER 1.2 Tce 115	--	07/15 →
DOKKER 1.5 dCi	K9K626, H4M738	11/12 →
DOKKER 1.6	H4M738, K4M642	11/12 →
DUSTER 1.5 dCi	K9K830	04/10 →
DUSTER 1.5 dCi 4x4	K9K892	04/11 →
DUSTER 1.6	K4M642, K4M490	04/10 →
DUSTER 1.6 16V	K4M490, K9K626	04/10 →
DUSTER 1.6 16V LPG	K4M696	04/11 →
DUSTER 1.6 S Ce 115	H4M438	06/15 →
DUSTER 1.6 S Ce 115 4x4	H4M430	06/15 →
LOGGY 1.2 Tce	H5F408	03/12 →
LOGGY 1.5 dCi	K9K626, H4M738	03/12 →
LOGGY 1.6	H4M738, K7M710	03/12 →
LOGGY 1.6 S Ce 115	H4M740	06/15 →
LOGAN I 1.0	D4D760	12/05 →
LOGAN I 1.4	K7J710	01/09 →
LOGAN I 1.4 MPI LPG	K7J710	02/06 →
LOGAN I 1.5 dCi	K9K794	09/05 →
LOGAN I 1.6	K7M710, K9K626	09/04 →
LOGAN I 1.6 16V	K4M694	12/05 →
LOGAN I 1.6 16V Hi-Flex	K4M690	11/09 →
LOGAN I 1.6 Bifuel	K7M710	11/08 →
LOGAN II 1.0	D4D754	10/12 →
LOGAN II 1.0 S Ce 75	B4D400	01/17 →
LOGAN II 1.5 dCi	K9K626, K4M845	10/12 →
LOGAN II 1.6 16V	K4M845, H4B405	10/12 →
LOGAN II Tce 90	H4B405, B4D400	10/12 →
LOGAN II MCV 1.0 S Ce 75	B4D400	12/16 →
LOGAN II MCV 1.5 dCi	K9K830	02/13 →
SANDERO I 1.2 16V LPG	D4F732	11/08 →
SANDERO I 1.5 dCi	K9K790	06/08 →
SANDERO I 1.6	K7M718	06/08 →
SANDERO I 1.6 16V Bifuel	K4M690	01/11 →
SANDERO II 1.0	D4D754	10/12 →
SANDERO II 1.0 S Ce 75	B4D400, D4F732	12/16 →
SANDERO II 1.2 LPG	D4F732, K9K612	10/12 →
SANDERO II 1.5 dCi	K9K612, H4M734	10/12 →
SANDERO II 1.6	H4M734, K4M842	10/12 →
SANDERO II 1.6 16V	K4M842, --	01/13 →
SANDERO II 1.6 I	K7M764	10/12 →
SANDERO II Tce 90	--, 4G13(16V)	10/12 →
SOLENZA 1.4	E7J262	02/03 →
SOLENZA 1.9 D	F8Q636	02/03 →

MITSUBISHI		
CARISMA 1.3	4G13S	09/00 → 10/04
CARISMA 1.3 16V	4G13(16V), 4G92	09/00 → 10/04
CARISMA 1.6	4G92, 4G93	09/00 → 06/06
CARISMA 1.8	4G93, 4G13(16V)	07/95 → 09/97
CARISMA 1.8 MSX - 16V	4G93(DOHC16V)	07/95 → 07/97
CARISMA 1.9 TD	F8QT	10/96 → 09/00
SPACE STAR 1.3 16V	4G13(16V), 4G93(GDI)	09/00 → 12/04
SPACE STAR 1.6 16V	4G18	01/01 → 12/04
SPACE STAR 1.8 GDI	4G93(GDI), 4G93	06/98 → 12/04
SPACE STAR 1.8 MPI	4G93, G9U650	10/02 → 12/04

NISSAN		
INTERSTAR dCi 100	G9U650, G9U650	11/03 →
INTERSTAR dCi 120	G9U650, F9Q772	04/02 →
INTERSTAR dCi 140	ZD30	11/03 →
INTERSTAR dCi 150	G9U632	08/06 →
INTERSTAR dCi 80	F9Q772, G9T722	04/02 →
INTERSTAR dCi 90	G9T722, D7F726	07/02 →
KUBISTAR 1.2	D7F726, D4F712	08/03 →
KUBISTAR 1.2 16V	D4F712, K7J700	04/06 →
KUBISTAR 1.2 LPG	D7F764	10/03 → 08/05
KUBISTAR 1.4	K7J700, K9K702	08/03 → 10/09
KUBISTAR 1.5 dCi	K9K702, K4M750	08/03 →
KUBISTAR 1.5 dCi 70	K9K700	09/05 → 10/09
KUBISTAR 1.5 dCi 85	K9K276	04/06 → 10/09
KUBISTAR 1.6 16V	K4M750, K9K716	08/03 →
KUBISTAR dCi 85	K9K716, M9T694	04/06 → 10/09
NV400 2.3 dCi 145 RWD	M9T694, M9T	11/11 → 02/14
NV400 2.3 dCi 150	M9T880	02/14 → 09/16
NV400 2.3 dCi 165	M9T, M9T670	06/14 → 09/16
NV400 dCi 100	M9T670, --	11/11 → 06/14
NV400 dCi 110	--, M9T670	06/14 →
NV400 dCi 125	M9T670, M9T686	11/11 → 09/16
NV400 dCi 125 RWD	M9T686, --	11/11 → 09/16
NV400 dCi 130	M9T704	06/16 →
NV400 dCi 130 RWD	M9T710	06/16 →
NV400 dCi 140	--, M9T696	06/14 → 09/16
NV400 dCi 140 RWD	M9T696, M9T678	06/14 → 09/16
NV400 dCi 145	M9T678, M9T694	11/11 → 06/16
NV400 dCi 145 RWD	M9T694, M9T	11/11 → 06/16
NV400 dCi 150	M9T880	02/14 → 09/16
NV400 dCi 150 RWD	M9T880	02/14 → 09/16
NV400 dCi 160	M9T, M9T	06/14 → 09/16
NV400 dCi 165	M9T, M9T	06/14 → 06/16
NV400 dCi 165 RWD	M9T, F4R720	06/14 →
NV400 dCi 170	M9T	07/15 →
PRIMASTAR 1.9 dCi 100	F9Q760	07/02 →
PRIMASTAR 1.9 dCi 80	F9Q762	07/02 →
PRIMASTAR 2.0	F4R720, M9R630	03/01 →
PRIMASTAR 2.0 dCi 115	M9R630, M9R630	09/06 →
PRIMASTAR 2.0 dCi 90	M9R630, G9U630	09/06 →
PRIMASTAR 2.5 dCi 115	G9U630, G9U630	09/08 →
PRIMASTAR 2.5 dCi 140	G9U730	07/02 →
PRIMASTAR 2.5 dCi 150	G9U630, G9U630	04/06 →
PRIMASTAR dCi 100	F9Q760	03/01 →
PRIMASTAR dCi 115	G9U630, M9R630	09/08 →
PRIMASTAR dCi 120	M9R630, G9U630	09/06 →
PRIMASTAR dCi 140	G9U730	07/03 →
PRIMASTAR dCi 150	G9U630, M9R630	09/06 →
PRIMASTAR dCi 80	F9Q762	03/01 →
PRIMASTAR dCi 90	M9R630, F9Q770	09/06 →

OPEL		
MOVANO A 1.9 DTI	F9Q770, G9T720	09/00 →
MOVANO A 2.2 DTI	G9T720, G9U632	09/00 →
MOVANO A 2.5 CDTI	G9U632, S8U770	10/03 →
MOVANO A 2.5 D	S8U770, G9U720	07/98 → 09/00
MOVANO A 2.5 DTI	G9U720, S9W700	10/01 →
MOVANO A 2.8 DTI	S9W700, ZD3200	07/98 → 10/01
MOVANO A 3.0 DTI	ZD3200, M9T670	10/03 →
MOVANO B 2.3 CDTI	M9T670, M9T670	12/10 →
MOVANO B 2.3 CDTI FWD	M9T670, M9T686	05/10 →
MOVANO B 2.3 CDTI RWD	M9T686, F9Q762	05/10 →
VIVARO A 1.9 DI	F9Q762, M9R630	08/01 →
VIVARO A 1.9 DTI	F9Q760	08/01 →
VIVARO A 2.0 16V	F4R720	08/01 →
VIVARO A 2.0 CDTI	M9R630, G9MB6	01/06 →
VIVARO A 2.0 ECOTEC	F4R820	08/06 →
VIVARO A 2.5 CDTI	G9MB6, C1J	08/06 →
VIVARO A 2.5 DTI	G9U730	05/03 →

RENAULT		
19 I 1.2	C1G730	01/88 → 12/92
19 I 1.2i	E7F	01/89 → 12/92
19 I 1.4	C1J, F2N720	01/88 → 05/93
19 I 1.4 Cat	C3J710	01/89 → 04/92
19 I 1.7	F2N720, F7P700	07/88 → 12/92
19 I 1.8 16V	F7P700, F8Q706	06/89 → 09/92
19 I 1.9 D	F8Q706, C3J710	01/88 → 12/92
19 I 1.9 DT	F8Q610	09/90 → 04/92
19 I 1.9 TD	F8Q740	09/90 → 04/92

RENAULT		
19 II 1.2	E7F730	05/92 → 09/94
19 II 1.4	C3J710, F2N720	01/92 → 12/95
19 II 1.7	F2N720, F3P682	09/90 → 12/95
19 II 1.8	F3P682, F7P704	04/92 → 06/96
19 II 1.8 16V	F7P704, F8Q706	04/92 → 06/96
19 II 1.9 D	F8Q706, C2J770	03/92 → 12/95
19 II 1.9 dT	F8Q740	03/92 → 12/95
19 II 1.9 TD	F8Q610	09/94 → 12/95
21 1.4	C2J770, F2N710	06/88 → 12/95
21 1.6	C2L	01/87 → 12/94
21 1.7	F2N710, F2R702	03/86 → 12/95
21 1.7 Cat	F3N726	05/88 → 06/93
21 1.9 D	F8Q710	03/86 → 08/94
21 2.0	F2R702, J7R746	03/86 → 06/94
21 2.0 4x4	J7R746, J8S704	03/89 → 12/93
21 2.0 Turbo	J7R752	04/87 → 03/90
21 2.0 Turbo 4x4	J7R752	08/89 → 10/93
21 2.0 Txi	J7R754	07/89 → 05/93
21 2.1 D	J8S704, J8S604	03/86 → 09/95
21 2.1 D 4x4	J8S704	10/88 → 05/92
21 2.1 TD	J8S704	04/86 → 06/89
21 2.1 Turbo-D	J8S604, J6T790	03/86 → 06/94
21 2.2	J6T790, K9K628	03/86 → 12/95
AVANTIME 2.0i 16V Turbo	F4R769	12/01 →
AVANTIME 3.0i 24V	L7X722	05/01 →
CAPTUR 0.9 Tce 90	H4B408	06/13 →
CAPTUR 1.5 dCi	K9K628, C1E700	06/13 →
CLIO I 1.1	C1E700, C3G720	01/91 → 09/98
CLIO I 1.2	C3G720, E6J712	05/90 → 09/98
CLIO I 1.4	E6J712, F3P710	01/90 → 09/98
CLIO I 1.7	F2N770	01/91 → 12/93
CLIO I 1.8	F3P710, F7P720	08/90 → 09/98
CLIO I 1.8 16V	F7P720, F3P712	01/91 → 03/96
CLIO I 1.8 Rsi	F3P712, F8Q676	01/93 → 09/98
CLIO I 1.9 D	F8Q676, D7F710	01/91 → 09/98
CLIO I Williams	F8Q678	04/96 → 02/98
CLIO I Williams	F7R700	01/94 → 09/98
CLIO II 1.0	D7D760	02/00 → 05/01
CLIO II 1.0 16V	D4D700	01/01 →
CLIO II 1.2	D7F710, E7J634	03/98 →
CLIO II 1.2 LPG	D7F722	03/99 → 05/01
CLIO II 1.4	E7J634, K4J700	09/98 →
CLIO II 1.4 16V	K4J700, K9K700	08/00 →
CLIO II 1.5 dCi	K9K700, K7M744	06/01 →
CLIO II 1.6	K7M744, F9Q780	09/98 →
CLIO II 1.6 16V	K4M734	10/99 →
CLIO II 1.6i	K4M736	11/04 →
CLIO II 1.9 D	F8Q630	03/99 → 05/01
CLIO II 1.9 DTi	F9Q780, F4R730	02/00 →
CLIO II 2.0 16V	F4R732	06/01 →
CLIO II 2.0 16V Sport	F4R730, L7X760	02/00 →
CLIO II 3.0 RS V6	L7X760, L7X760	01/03 →
CLIO II 3.0 V6 Sport	L7X760, D4F706	11/00 →
CLIO III 1.2 16V	D4F706, --	06/05 →
CLIO III 1.2 16V Hi-Flex	D4F740	07/08 →
CLIO III 2.0 16V Sport	--, K9K628	09/08 →
CLIO IV 0.9 Tce 90	H4B408	11/12 →
CLIO IV 1.2 16V	D4F744	11/12 →
CLIO IV 1.5 dCi	K9K628, L7X760	11/12 →
CLIO IV 3.0 RS V6	L7X760, C1J	03/13 →
ESPACE IV 2.0 dCi	M9R812	01/06 →
EXPRESS 1.1	C1E	01/85 → 10/90
EXPRESS 1.2	C1G	01/85 → 10/90
EXPRESS 1.4	C1J, K9K838	01/85 → 10/90
EXPRESS 1.4i	C3G/C3J	01/85 → 10/90
EXPRESS 1.6 D	F8M	01/85 → 10/90
EXPRESS 1.9 D	F8Q	01/85 → 10/90
EXPRESS 955	C1C	01/85 → 10/90
FLUENCE 1.5 dCi	K9K838, K9K728	02/10 →
GRAND SCÉNIC II 1.5 dCi	K9K728, F9Q812	04/04 →
GRAND SCÉNIC II 1.6	K4M782	04/04 →
GRAND SCÉNIC II 1.9 dCi	F9Q812, D7D700	04/04 →
KANGOO I 1.0	D7D700, D4D700	09/98 →
KANGOO I 1.0 16V	D4D700, D7F710	03/98 →
KANGOO I 1.2	D7F710, E7J634	08/97 →
KANGOO I 1.4	E7J634, K9K708	08/97 →
KANGOO I 1.5 dCi	K9K708, K4M730	02/01 →
KANGOO I 1.6	K4M730, K4M708	09/01 →
KANGOO I 1.6 16V 4x4	K4M708, K9K800	02/01 →
KANGOO I 1.9 dCi 4x4	F9Q782	10/01 →
KANGOO I 1.9 dTi	F9Q780	02/00 →
KANGOO I D 55 1.9	F8Q662	08/97 →
KANGOO I Elect road RE	S0C700	01/02 → 12/04
KANGOO I Electric	SEE700	03/98 →
KANGOO II 1.5 dCi	K9K800, K4M720	02/08 →
KANGOO II 1.5 dCi 110	K9K636	09/13 →
LAGUNA I 1.6 16V	K4M720, F3P670	11/97 → 03/01
LAGUNA I 1.8	F3P670, F9Q710	11/93 → 03/01

RENAULT			
LAGUNA I 1.8 16V	F4P760	04/98 → 03/01	
LAGUNA I 1.9 dCi	F9Q718	09/99 → 03/01	
LAGUNA I 1.9 dTi	F9Q710, --	10/97 → 03/01	
LAGUNA I 2.0	--, F4R780	11/93 → 03/01	
LAGUNA I 2.0 16V	F4R780, G8T706	06/95 → 03/01	
LAGUNA I 2.2 D	G8T706, F4P770	11/93 → 03/01	
LAGUNA II 1.6 16V	K4M714	03/01 → 12/07	
LAGUNA II 1.6 LPG	K4M714	03/01 → 05/05	
LAGUNA II 1.8 16V	F4P770, F9Q650	03/01 →	
LAGUNA II 1.9 dCi	F9Q650, G9T600	03/01 →	
LAGUNA II 2.0 16V Turbo	F4R786	01/03 → 08/05	
LAGUNA II 2.2 dCi	G9T600, G9T720	03/01 →	
LOGAN 1.0	D4D760	12/05 →	
LOGAN 1.2 16V	D4F732	02/06 →	
LOGAN 1.5 dCi	K9K790	09/05 →	
LOGAN 1.6	K7M714	09/04 →	
LOGAN 1.6 16V	K4M694	12/05 →	
LOGAN 1.6 MPI 85	K7M800	05/10 →	
MASTER II 2.2 dCi 90	G9T720, G9U632	09/00 →	
MASTER II 2.5 dCi	G9U632, S9W700	01/04 →	
MASTER II 2.5 dCi 100	G9U754	10/03 →	
MASTER II 2.5 dCi 120	G9U754	10/01 →	
MASTER II 2.8 d	S8W700	05/01 →	
MASTER II 2.8 dTi	S9W700, M9T692	07/98 →	
MASTER II 3.0 dCi 140	ZD3202	10/03 →	
MASTER III 2.3 dCi 100 FWD	M9T890	02/10 →	
MASTER III 2.3 dCi 100 RWD	M9T692, M9T696	02/10 →	
MASTER III 2.3 dCi 110 FWD	M9T890	09/14 →	
MASTER III 2.3 dCi 125 FWD	M9T696, M9T694	02/10 →	
MASTER III 2.3 dCi 125 RWD	M9T870	02/10 →	
MASTER III 2.3 dCi 135 FWD	M9T700	07/14 →	
MASTER III 2.3 dCi 135 RWD	M9T702	07/14 →	
MASTER III 2.3 dCi 145 FWD	M9T694, E7J626	02/10 →	
MASTER III 2.3 dCi 150 FWD	M9T898	03/13 →	
MASTER III 2.3 dCi 150 RWD	M9T880	03/13 →	
MASTER III 2.3 dCi 165 FWD	M9T700	07/14 →	
MASTER III 2.3 dCi 165 RWD	M9T702	07/14 →	
MEGANE I 1.4	E7J626, K4J710	09/96 → 08/03	
MEGANE I 1.4 16V	K4J710, E7J626	11/00 → 08/03	
MEGANE I 1.4 e	E7J626, K4M704	01/96 → 08/03	
MEGANE I 1.6	K7M704	02/00 → 09/00	
MEGANE I 1.6 16V	K4M704, K7M702	05/00 →	
MEGANE I 1.6 e	K7M702, F4P260	01/96 → 08/03	
MEGANE I 1.6 i	K7M720	01/96 → 03/99	
MEGANE I 1.8 16V	F4P260, F8Q284	07/00 → 11/02	
MEGANE I 1.9	F8Q284, F8Q620	01/96 →	
MEGANE I 1.9 D Eco	F8Q620, F9Q718	01/96 → 08/03	
MEGANE I 1.9 dCi	F9Q718, F8Q784	03/99 →	
MEGANE I 1.9 dT	F8Q784, F9Q710	01/96 → 08/03	
MEGANE I 1.9 dTi	F9Q710, F3R262	03/97 →	
MEGANE I 2.0	F3R262, F4R276	01/97 → 08/03	
MEGANE I 2.0 16V	F4R276, K4M760	05/00 →	
MEGANE I 2.0 RT	F4R747	03/01 → 08/03	
MEGANE II 1.6	K4M760, K4M761	09/03 →	
MEGANE II 1.6 16V	K4M761, F9Q870	11/02 →	
MEGANE II 2.0	F4R770	12/06 → 01/11	
MEGANE III 1.9 dCi	F9Q870, K4M704	06/09 →	
MEGANE SCÉNIC I 1.4 i	E7J764	01/97 → 09/99	
MEGANE SCÉNIC I 1.6 16V	K4M704, K7M702	04/98 → 10/99	
MEGANE SCÉNIC I 1.6 e	K7M702, C1C706	10/96 → 10/99	
MEGANE SCÉNIC I 1.6 i	K7M720	01/97 → 09/99	
MEGANE SCÉNIC I 1.9 dTi	F9Q730	04/97 → 09/99	
MEGANE SCÉNIC I 2.0 RXE 4x4	F3R750	05/97 → 10/99	
MODUS / GRAND MODUS 1.2	D4F742	01/08 →	
MODUS / GRAND MODUS 1.5 dCi 90	K9K750	10/10 →	
MODUS / GRAND MODUS 1.6	K4M792	12/04 →	
RAPID 1.0	C1C706, C1E750	09/85 → 05/92	
RAPID 1.1	C1E750, C1G726	07/85 → 10/97	
RAPID 1.2	C1G726, C1J768	09/91 → 03/98	
RAPID 1.4	C1J768, C3J700	07/85 → 03/98	
RAPID 1.4 Cat	C3J700, F8Q640	08/88 → 03/98	
RAPID 1.4 RN	E6J734	09/91 → 08/93	
RAPID 1.9 D	F8Q640, F3R791	09/91 → 03/98	
SAFRANE I 3.0 Biturbo 4x4	Z7X726	02/93 → 07/96	
SANDERO I 1.2 16V	D4F732	11/08 →	
SANDERO I 1.5 dCi	K9K790	04/07 →	
SANDERO I 1.6	K7M710	05/09 →	
SANDERO I 1.6 MPI 85	K7M800	05/10 →	
SCÉNIC I 1.6	K4M708	06/01 → 09/03	
SCÉNIC I 1.6 16V	K4M712	05/00 → 08/03	
SCÉNIC I 1.8 4x4	F4P722	07/00 → 04/01	
SCÉNIC I 1.9 D	F8Q788	05/97 → 06/99	
SCÉNIC I 2.0	F3R791, F4R744	09/99 → 08/03	
SCÉNIC I 2.0 16V	F4R744, K4J730	07/00 → 08/03	
SCÉNIC I 2.0 16V RX4	F4R746	06/00 → 08/03	
SCÉNIC II 1.4	K4J730, K9K722	06/03 →	

RENAULT			
SCÉNIC II 1.5 dCi	K9K722, F9Q803	06/03 →	
SCÉNIC II 1.6	K4M782	06/03 →	
SCÉNIC II 1.9 D	F9Q812	06/06 →	
SCÉNIC II 1.9 dCi	F9Q803, C1E750	06/03 →	
SUPER 5 1.0	C1C700	10/84 → 10/88	
SUPER 5 1.1	C1E750, C1G702	10/84 → 12/96	
SUPER 5 1.2	C1G702, C1J768	01/87 → 12/96	
SUPER 5 1.4	C1J768, C3J700	10/84 → 08/90	
SUPER 5 1.4 Cat	C3J700, C1J782	10/85 → 12/96	
SUPER 5 1.4 Turbo	C1J782, F8M720	04/85 → 08/90	
SUPER 5 1.6 D	F8M720, F2N740	10/84 → 12/96	
SUPER 5 1.7	F2N740, K7J700	10/86 → 03/95	
SUPER 5 1.7 i	F3M702	10/86 → 08/91	
THALIA I 1.2i 16V	D4F728	04/04 →	
THALIA I 1.4	K7J700, K9K700	05/00 →	
THALIA I 1.4 16V	K4J713	08/00 →	
THALIA I 1.5 dCi	K9K700, K4M670	01/01 →	
THALIA I 1.6	K4M670, C3G700	01/01 →	
THALIA II 1.6 16V	K4M744	09/08 →	
TRAFIC II 1.9 dCi 80	F9Q760	03/01 →	
TRAFIC II 2.0	F4R722	03/01 →	
TRAFIC II 2.0 dCi 115	M9R630	08/06 →	
TRAFIC II 2.5 dCi	G9U630	08/07 →	
TRAFIC II 2.5 dCi 115	G9U630	02/08 →	
TRAFIC II 2.5 dCi 135	G9U730	03/01 →	
TRAFIC II 2.5 dCi 145	G9U630	08/06 →	
TRAFIC II 2.5 DTi	G9U730	03/03 → 07/03	
TWINGO I 1.0	D7D740	01/00 →	
TWINGO I 1.0 16V	D4D712	01/01 →	
TWINGO I 1.2	C3G700, D4F702	03/93 →	
TWINGO I 1.2 16V	D4F702, D4F764	01/01 → 06/07	
TWINGO II 1.2 16V	D4F764, M9T702	03/07 →	
TWINGO II 1.2 TCe 100	D4F782	02/11 →	

VAUXHALL			
MOVANO 2.3 CDTi	M9T702, F9Q770	05/10 →	
MOVANO A 1.9 DTi	F9Q770, G9T720	09/00 → 05/10	
MOVANO A 2.2 DTi	G9T720, G9U632	09/00 → 05/10	
MOVANO A 2.5	G9U754	11/03 → 12/06	
MOVANO A 2.5 CDTi	G9U632, S8U770	10/01 → 12/10	
MOVANO A 2.5 D	S8U770, G9U720	10/98 → 08/02	
MOVANO A 2.5 DTi	G9U720, S9W700	01/01 → 05/10	
MOVANO A 2.8 DTi	S9W700, ZD3200	10/98 → 10/01	
MOVANO A 2.8 DTi	S9W702	10/98 → 10/01	
MOVANO A 3.0 DTi	ZD3200, M9T686	10/03 → 05/10	
MOVANO B 2.3 CDTi [RWD]	M9T686, M9T670	07/10 →	
MOVANO B 2.3 CDTi FWD	M9T670, M9T670	05/10 →	
MOVANO B 2.3 CDTi RWD	M9T670, M9R630	05/10 →	
VIVARO 1.9 DI	F9Q762	08/01 → 07/14	
VIVARO 1.9 DTi	F9Q760	08/01 → 12/06	
VIVARO 2.0 16V	F4R720	04/03 → 07/14	
VIVARO 2.0 CDTi	M9R630, G9U630	01/06 → 07/14	
VIVARO 2.0 ECOTEC	F4R820	08/06 → 07/14	
VIVARO 2.5 CDTi	G9U630, G9U630	04/03 → 07/14	
VIVARO 2.5 DTi	G9U630, B18E	07/03 → 07/14	

VOLVO			
440 1.6	B16F	09/88 → 12/96	
440 1.7	B18E, B18FT	08/88 → 12/96	
440 1.7 Turbo	B18FT, B18U	08/88 → 12/96	
440 1.8	B18U, B20F	08/91 → 12/96	
440 1.9 Turbo-Diesel	D19T	07/94 → 12/96	
440 2.0	B20F, B18EP	08/92 → 07/96	
460 1.6	B16F	07/92 → 07/96	
460 1.7	B18EP, B18FT	09/88 → 07/96	
460 1.7 Turbo	B18FT, B20F	08/89 → 07/96	
460 1.8	B18U	08/91 → 07/96	
460 1.9 Turbo-Diesel	D19T	07/94 → 07/96	
460 2.0	B20F, B18E	08/92 → 07/96	
480 1.7	B18E, B18FT	04/86 → 07/96	
480 1.7 Turbo	B18FT, B41645	08/87 → 07/96	
480 2.0	B20F	08/92 → 09/95	
S40 I 1.6	B41645, B41845	09/95 → 08/99	
S40 I 1.8	B41845, B42045	06/01 → 08/99	
S40 I 1.8 16V	B4184510	08/00 →	
S40 I 1.8 BluFuel	B4184510	06/01 → 12/04	
S40 I 1.8 LPG	B418459	03/99 → 12/04	
S40 I 1.9 DI	D4192T2	03/99 → 07/00	
S40 I 1.9 TD	D4192T	07/95 → 08/99	
S40 I 2.0	B42045, B41645	07/95 → 08/99	
V40 I 1.6	B41645, B41845	12/95 → 08/99	
V40 I 1.8	B41845, B42045	07/95 → 08/99	
V40 I 1.8 16V	B4184510	08/00 →	
V40 I 1.8 Bi-Fuel	B418459	11/99 → 08/03	
V40 I 1.8 Blu-Fuel	B4184510	06/01 → 08/03	
V40 I 1.9 DI	D4192T2	03/99 → 07/00	
V40 I 1.9 TD	D4192T	07/95 → 08/99	
V40 I 2.0	B42045, AAT	07/95 → 08/99	

7.6099



1

REVERSING LIGHT SWITCHES

Adatt./Suitable:

AUDI
01E 941 521

CITROËN
2257.34
2257.40
96 018 110

FIAT
9601811080
9609352480

LANCIA
9601811080
9609352480

LAND ROVER
UMB100050

MG
UMB100050A

MINI
23 14 1 043 489

NISSAN
32005-6F900

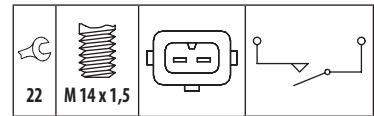
PEUGEOT
2257.34
2257.40
96 018 110

PORSCHE
01E 941 521

ROVER
UMB10001
UMB100050
UMB100050A

VW
01E 941 521

MARKET DIFFUSION: HIGH



AUDI			
80 IV RS2 quattro	ADU	03/94 → 05/95	
100 IV 2.5 TDI	AAT, AFF	12/90 → 07/94	
A4 II 1.8 T	AMB	07/01 → 12/04	
A4 II 1.8 T quattro	AMB	09/01 → 12/04	
A4 II 2.0 TDI	BRC	01/06 → 03/09	
A4 II 2.0 TFSI quattro	BWT	11/05 → 03/09	
A4 II 3.0	AVK	11/00 → 12/04	
A4 II 3.0 quattro	AVK	11/00 → 12/04	
A4 I 1.9 TDI	AFF, AAT	01/95 → 09/01	
A4 I 1.9 TDI quattro	AJM	03/00 → 09/01	
A4 I 2.4 quattro	AML	03/97 → 11/00	
A6 I 2.5 TDI	AAT, AHC	06/94 → 12/97	
A6 II 2.4 quattro	APC	08/98 → 05/01	
A6 II 2.5 TDI	AKE	02/00 → 01/05	
A6 II 2.8 quattro	AGE	01/98 → 04/00	
A8 I S8 quattro	AHC, PT	07/96 → 06/99	
V8 3.6 quattro	PT, KFY(TU3FJ2)	10/88 → 02/94	
V8 4.2 quattro	ABH	10/91 → 02/94	

CITROËN			
AX 1.3 Sport	M4A	04/87 → 12/88	
AX 1.4 GTi	KFY(TU3FJ2), C1A	06/91 → 12/96	
AX 10	C1A, H1A	07/86 → 12/98	
AX 10 E	C3A	12/86 → 12/88	
AX 11	H1A, K1A(TU3)	09/86 → 12/97	
AX 11 4x4	H1A	06/91 → 07/92	
AX 11 Cat	HAZ(TU1CP)	09/88 → 12/89	
AX 14	K1A(TU3), KD4	09/86 → 04/97	
AX 14 4x4	KD4, K9A(TUD3)	06/91 → 12/96	
AX 14 D	K9A(TUD3), VJY(TUD5)	09/88 → 12/97	
AX 14 GT	KDZ(TU3M/Z)	01/89 → 12/91	
AX 15 D	VJY(TUD5), HDZ(TU1M)	08/94 → 12/97	
BERLINGO I 1.1 BiFuel	TU1M+	07/96 → 10/02	
BERLINGO I 1.1 i	HDZ(TU1M), TU32	07/96 → 05/08	
BERLINGO I 1.4	TU32, KFW(TU3JP)	07/96 → 10/02	
BERLINGO I 1.4 BiFuel	TU3JP	07/96 → 10/02	
BERLINGO I 1.4 bivalent	TU3JPCNG	11/02 → 12/11	
BERLINGO I 1.4 i	KFW(TU3JP), DW8	07/96 → 12/11	
BERLINGO I 1.4 i bivalent	KFW(TU3JP)	04/03 → 10/05	
BERLINGO I 1.8 D	XUD7	07/96 → 10/02	
BERLINGO I 1.8 i	XU7JB	05/97 → 10/02	
BERLINGO I 1.9	DW8, DW8	07/96 → 04/99	

CITROËN			
BERLINGO I 1.9 D	DW8, DW8	07/96 ⇒ 10/05	
BERLINGO I 1.9 D 70	DW8, 109LA	04/99 ⇒ 12/11	
BERLINGO I 2.0 HDi	DW10TD	08/99 ⇒ 10/05	
BERLINGO II 1.4	TU3JP	06/08 ⇒ 12/11	
BX 1.1	109LA, 150C	04/86 ⇒ 06/91	
BX 1.4	150C, 150B(XY8)	07/86 ⇒ 12/94	
BX 1.4 E	150B(XY8), 150C	09/82 ⇒ 12/94	
BX 14	150C, 150A	01/86 ⇒ 02/93	
BX 14 E	150A, C1A	10/82 ⇒ 02/93	
C15 1.0	C1A, H1A	10/84 ⇒ 12/97	
C15 1.1	H1A, HDZ(TU1M)	08/88 ⇒ 07/96	
C15 1.1 i	HDZ(TU1M), K1A	07/88 ⇒ 12/96	
C15 1.4	K1A, K1F	07/87 ⇒ 12/96	
C15 1.4 E	K1F, KDY(TU3FM)	07/86 ⇒ 12/96	
C15 1.4 i	KDY(TU3FM), XU7JP	05/91 ⇒ 12/96	
DISPATCH 1.9 DT	XUD9TE	10/95 ⇒ 09/97	
EVASION 1.8	XU7JP, D8B(XUD9TF)	02/96 ⇒ 12/96	
EVASION 1.9 TD	D8B(XUD9TF), EW10J4	11/94 ⇒ 12/98	
EVASION 2.0 16V	EW10J4, DW10ATED	05/00 ⇒ 07/02	
EVASION 2.0 HDI	DW10ATED, P8C(XUD11BTE)	08/99 ⇒ 07/02	
EVASION 2.0 HDI 16V	RHW(DW10ATED4)	09/99 ⇒ 07/02	
EVASION 2.0 Turbo C.T.	RGX(XU10J2TE)	06/94 ⇒ 07/02	
EVASION 2.1 TD	P8C(XUD11BTE), D9B(XUD9A/U)	05/96 ⇒ 07/02	
JUMPER I 1.9 D	D9B(XUD9A/U), D8C(XUD9UTF)	02/94 ⇒ 04/02	
JUMPER I 1.9 TD	D8C(XUD9UTF), RFW(XU10J2U)	02/94 ⇒ 04/02	
JUMPER I 1.9 TD 4x4	D8C(XUD9UTF)	08/96 ⇒ 04/02	
JUMPER I 2.0	RFW(XU10J2U), D8B(XUD9TF)	02/94 ⇒ 04/02	
JUMPER I 2.0 4x4	RFW(XU10J2U)	08/96 ⇒ 04/02	
JUMPER I 2.5 D	T9A(DJ5)	03/94 ⇒ 04/02	
JUMPER I 2.5 D 4x4	T9A(DJ5)	08/96 ⇒ 04/02	
JUMPER I 2.5 TD	T8A(DJ5T)	03/94 ⇒ 04/02	
JUMPER I 2.5 TD 4x4	T8A(DJ5T)	08/96 ⇒ 04/02	
JUMPER I 2.5 TDi	THX(DJ5TED)	12/96 ⇒ 04/02	
JUMPER I 2.5 TDi 4x4	THX(DJ5TED)	12/96 ⇒ 04/02	
JUMPER I 2.8 D	8140.63(F28D)	01/99 ⇒ 02/02	
JUMPER I 2.8 TD	8140.43	10/99 ⇒ 04/02	
JUMPY I 1.9 DT	XUD9TE	10/95 ⇒ 08/00	
JUMPY I 1.9 TD	D8B(XUD9TF), TU9M	10/95 ⇒	
SAXO 1.0	TU9M, CDZ(TU9M)	10/97 ⇒ 06/03	
SAXO 1.0 X	CDZ(TU9M), HDZ(TU1M)	05/96 ⇒ 11/98	
SAXO 1.1 X,SX	HDZ(TU1M), KFW(TU3JP)	05/96 ⇒ 09/03	
SAXO 1.4 VTS	KFW(TU3JP), TUD5	05/96 ⇒ 06/03	
SAXO 1.5 D	TUD5, NFT(TU5JP)	08/99 ⇒ 09/03	
SAXO 1.6	NFT(TU5JP), NFZ(TU5JP)	02/01 ⇒ 04/04	
SAXO 1.6 VTL,VTR	NFZ(TU5JP), NFZ(TU5JP)	05/96 ⇒ 06/03	
SAXO 1.6 VTR	NFX(TU5JP4)	05/96 ⇒ 07/99	
SAXO 1.6 VTS	NFT(TU5JP), P8A(XUD11ATE)	09/00 ⇒ 09/03	
XANTIA I 2.0 HDI 109	RHZ(DW10ATED)	02/99 ⇒ 04/03	
XANTIA I 2.0 Turbo	RGX(XU10J2TE)	06/95 ⇒ 04/03	
XANTIA I 2.1 Turbo D 12V	P8C(XUD11BTE)	06/95 ⇒ 02/99	
XANTIA I 3.0 i 24V	XFZ(ES9J4)	01/97 ⇒ 04/03	
XANTIA I 3.0 V6	XFZ(ES9J4)	01/98 ⇒ 04/03	
XANTIA II 2.0 Turbo	RGX(XU10J2TE)	01/98 ⇒ 04/03	
XANTIA II 2.1 Turbo D 12V	P8C(XUD11BTE)	01/98 ⇒ 02/99	
XANTIA II 3.0 V6	XFZ(ES9J4)	01/98 ⇒ 04/03	
XM I 2.0 i Turbo	RGY(XU10J2TE/Z)	09/92 ⇒ 06/94	
XM I 2.0 Turbo	RGY(XU10J2TE/Z)	09/92 ⇒ 04/94	
XM I 2.1 TD 12V	P8A(XUD11ATE), SFZ(ZPJ/Z)	05/89 ⇒ 06/94	
XM I 3.0	UFZ(ZPJ/Z)	05/89 ⇒ 05/94	
XM I 3.0 V6	SFZ(ZPJ/Z), SKZ(ZPJ4/Z)	05/89 ⇒ 06/94	
XM I 3.0 V6 24V	SKZ(ZPJ4/Z), RGX(XU10J2TE)	07/90 ⇒ 06/94	
XM II 2.0 i 16V	RFV(XU10J4R)	05/94 ⇒ 10/00	
XM II 2.0 Turbo	RGX(XU10J2TE), P8A(XUD11ATE)	05/94 ⇒ 10/00	
XM II 2.1 TD 12V	P8A(XUD11ATE), SFZ(ZPJ/Z)	05/94 ⇒ 10/00	
XM II 2.5 TD	THY(DKSATE)	05/94 ⇒ 10/00	
XM II 3.0 V6	SFZ(ZPJ/Z), SKZ(ZPJ4/Z)	05/94 ⇒ 10/00	
XM II 3.0 V6 24V	SKZ(ZPJ4/Z), KFX(TU3JP)	05/94 ⇒ 10/00	
XSARA 1.4	TU3JP	05/98 ⇒ 10/04	
XSARA 1.4 BiFuel	TU3JP	05/98 ⇒ 08/00	
XSARA 1.4 i	KFX(TU3JP), TUD5	04/97 ⇒ 08/05	
XSARA 1.4 LPG	TU3JP	05/98 ⇒ 08/00	
XSARA 1.5 D	TUD5, NFZ(TU5JP)	04/97 ⇒ 09/00	
XSARA 1.6 i	NFZ(TU5JP), XU7JB	04/97 ⇒ 09/00	
XSARA 1.8	XU7JB, DW8	07/97 ⇒ 08/00	
XSARA 1.8 BiFuel	XU7JP4	07/97 ⇒ 08/00	
XSARA 1.8 D	XUD7	05/98 ⇒ 05/99	
XSARA 1.8 i	XU7JB	04/97 ⇒ 09/00	
XSARA 1.8 i 16V	XU7JP4	04/97 ⇒ 09/00	
XSARA 1.8 LPG	XU7JP4	01/98 ⇒ 08/00	
XSARA 1.9 D	DW8, H1A	04/97 ⇒ 08/05	
XSARA 1.9 DT	XUD9B5D	01/98 ⇒ 09/00	

CITROËN			
XSARA 1.9 TD	XUD9TE	04/97 ⇒ 09/00	
XSARA 2.0	XU10J4RS	06/97 ⇒ 10/04	
XSARA 2.0 16V	XU10J4R	07/98 ⇒ 09/00	
XSARA 2.0 HDi 90	DW10TD	02/99 ⇒ 08/05	
ZX 1,1	H1A, HDZ(TU1M)	03/91 ⇒ 08/93	
ZX 1.1	HDZ(TU1M), K9Y(TUD3Y)	03/91 ⇒ 06/97	
ZX 1.4	KDZ(TU3M/Z)	03/91 ⇒ 06/97	
ZX 1.4 D	K9Y(TUD3Y), KDX(TU3M/Z)	07/94 ⇒ 10/97	
ZX 1.4 i	KDX(TU3M/Z), Z30A2.000	03/91 ⇒ 10/97	
ZX 1.5 D	TUD5	06/96 ⇒ 02/98	
FIAT			
DUCATO II 1.9 D	230A2.000, 230A3.000	03/94 ⇒ 04/02	
DUCATO II 1.9 D Combinato	230A2.000	06/95 ⇒ 04/02	
DUCATO II 1.9 TD	230A3.000, --	03/94 ⇒ 04/02	
DUCATO II 1.9 TD CAT	230A4.000	08/94 ⇒ 04/02	
DUCATO II 1.9 TD Combinato	230A4.000	08/94 ⇒ 04/02	
DUCATO II 1.9 TD Panorama/ Combinato	230A3.000	03/94 ⇒ 04/02	
DUCATO II 2.0	--, 8140.47	03/94 ⇒ 04/02	
DUCATO II 2.0 4x4	RFW	11/94 ⇒ 04/02	
DUCATO II 2.0 Panorama/ Combinato	RFW	03/94 ⇒ 04/02	
DUCATO II 2.5 D	8140.67	03/94 ⇒ 04/02	
DUCATO II 2.5 D 4x4	8140.67	03/94 ⇒ 04/02	
DUCATO II 2.5 D Combinato	8140.67	08/94 ⇒ 04/02	
DUCATO II 2.5 TD	8140.47, 8140.47	06/94 ⇒ 08/98	
DUCATO II 2.5 TD 4x4	8140.47, 8140.47	06/94 ⇒ 04/98	
DUCATO II 2.5 TDi	8140.47, 8140.47	03/94 ⇒ 04/02	
DUCATO II 2.5 TDi 4x4	8140.47	04/97 ⇒ 04/02	
DUCATO II 2.5 TDi Combinato	8140.47R	08/94 ⇒ 04/02	
DUCATO II 2.5 TDi Panorama/ Combinato	8140.47, D9B	03/94 ⇒ 04/02	
DUCATO II 2.8 D	8140.63	02/98 ⇒ 04/02	
DUCATO II 2.8 D 4x4	8140.63	08/98 ⇒ 04/02	
DUCATO II 2.8 iTD 4x4	8140.43	05/98 ⇒ 09/01	
DUCATO II 2.8 TD 4x4	8140.43	05/98 ⇒ 11/01	
DUCATO II 2.8 TDi	8140.43	10/97 ⇒ 04/02	
DUCATO II 2.8 TDi 4x4	8140.43	06/99 ⇒ 04/02	
SCUDO I 1.6	220A2.000	02/96 ⇒ 12/06	
SCUDO I 1.9	D9B	01/96 ⇒ 07/98	
SCUDO I 1.9 D	D9B, D8B	02/96 ⇒ 12/06	
SCUDO I 1.9 TD	D8B, DHX	02/96 ⇒ 12/06	
SCUDO I 1.9 TD Eco	DHX, D8B	02/96 ⇒ 12/06	
ULYSSE I 1.9 TD	D8B, RFV	11/94 ⇒ 08/98	
ULYSSE I 2.0 16V	RFV	05/98 ⇒ 09/00	
ULYSSE I 2.0 JTD	RHZ	10/99 ⇒ 08/02	
ULYSSE I 2.0 JTD 16V	RHW(DW10ATED4)	05/99 ⇒ 08/02	
ULYSSE I 2.0 Turbo	RGX(XU10J2CTE)	06/94 ⇒ 08/02	
ULYSSE I 2.1 TD	P8C	03/96 ⇒ 10/99	
LANCIA			
ZETA 2.0 16V	RFV, RHZ	05/98 ⇒ 07/00	
ZETA 2.0 JTD	RHZ, RHW(DW10ATED4)	04/00 ⇒ 09/02	
ZETA 2.0 JTD 16V	RHW(DW10ATED4), RGX	09/99 ⇒ 09/02	
ZETA 2.0 Turbo	RGX, 46D	05/95 ⇒ 09/02	
ZETA 2.1 TD	P8C	05/96 ⇒ 09/99	
LAND ROVER			
RANGE ROVER II 2.5 D 4x4	256T(BMW)	07/94 ⇒ 03/02	
RANGE ROVER II 3.9 4x4	42D	07/94 ⇒ 03/02	
RANGE ROVER II 4.0 4x4	42D	01/95 ⇒ 03/02	
RANGE ROVER II 4.6 4x4	46D, W10B14A	07/94 ⇒ 03/02	
MG			
EXPRESS 1.4	14K4F	03/03 ⇒ 05/05	
MG ZS 1.6	16K4F	07/03 ⇒ 04/05	
ZS 1.4	14K4F	08/01 ⇒ 12/05	
MINI			
MINI I Cooper	W10B16A	06/01 ⇒ 09/06	
MINI I One	W10B14A, CDY(TU9M)	06/01 ⇒ 11/07	
NISSAN			
MICRA II 1.5 D	TD15	02/98 ⇒ 02/03	
PEUGEOT			
106 I 1.0	CDY(TU9M), H1B(TU1)	09/91 ⇒ 03/01	
106 I 1.1	H1B(TU1), K5A(TU3)	08/91 ⇒ 04/96	
106 I 1.3	TU2J2	10/93 ⇒ 04/96	
106 I 1.4	K5A(TU3), TU3FJ	08/91 ⇒ 04/96	
106 I 1.4 D	K9Y(TUD3Y)	09/92 ⇒ 04/96	
106 I 1.4 i	TU3FJ, TUD5	01/91 ⇒ 12/96	
106 I 1.4 i XSi	TU3J	09/91 ⇒ 03/96	
106 I 1.5 D	TUD5, NFY(TU5J2)	06/94 ⇒ 03/01	
106 I 1.6	NFY(TU5J2), CDY(TU9M)	06/93 ⇒ 04/96	
106 II 1.0 i	CDY(TU9M), HDY(TU1M)	05/96 ⇒ 10/99	
106 II 1.1	H1B(TU1)	04/96 ⇒	
106 II 1.1 BiFuel	TU1M+	04/96 ⇒ 03/01	
106 II 1.1 i	HDY(TU1M), KFW(TU3JP)	05/96 ⇒ 07/04	
106 II 1.4 i	KFW(TU3JP), TUD5	05/96 ⇒ 07/04	
106 II 1.5 D	TUD5, NFW(TU5J2)	05/96 ⇒ 07/04	
106 II 1.6 i	NFW(TU5J2), NFX(TU5J4)	05/96 ⇒ 10/99	
106 II 1.6 S16	NFX(TU5J4), J2	05/96 ⇒ 07/04	

PEUGEOT			
205 I 1.0	108C(XV8)	10/87 ⇒ 12/90	
205 I 1.4	J2, B6D(XU5JA)	01/83 ⇒ 12/90	
205 I 1.5	Y2/K	02/84 ⇒ 10/87	
205 I 1.6 GTI	B6D(XU5JA), CDZ(TU9M)	01/83 ⇒ 12/90	
205 II 1.0	CDZ(TU9M), 109N(XW7)	10/87 ⇒ 09/98	
205 II 1.1	109N(XW7), G1A	10/87 ⇒ 09/98	
205 II 1.1 CJ	HDZ(TU1M)	10/89 ⇒ 12/94	
205 II 1.2	F1	01/87 ⇒ 12/90	
205 II 1.3	G1A, J2	08/90 ⇒ 12/94	
205 II 1.3 Rallye	TU24	10/87 ⇒ 10/90	
205 II 1.4	J2, K1D(TU3A)	06/87 ⇒ 09/98	
205 II 1.4 Cat	KAY(TU3CP)	08/87 ⇒ 09/93	
205 II 1.4 CJ	K1D(TU3A), B1A(XU51C)	03/89 ⇒ 12/94	
205 II 1.4 CJ Cat	KAY(TU3CP)	01/89 ⇒ 09/93	
205 II 1.6	B1A(XU51C), 180A(XU5J)	10/87 ⇒ 09/98	
205 II 1.6 CTI	180A(XU5J), D6B(XU9JA)	04/86 ⇒ 10/90	
205 II 1.6 GTI	XU19A	01/91 ⇒ 12/94	
205 II 1.6 i	BDZ(XU5M)	01/91 ⇒ 12/94	
205 II 1.7 Diesel	161A(XUD7)	07/87 ⇒ 09/98	
205 II 1.8 TD	ABB(XUD7TE)	01/90 ⇒ 09/98	
205 II 1.9 CTI	DFZ(XU9J1)	10/87 ⇒ 12/94	
205 II 1.9 Diesel	DJZ(XUD9Y)	10/87 ⇒ 09/98	
205 II 1.9 GTI	D6B(XU9JA), HFX(TU1JP)	10/87 ⇒ 09/98	
205 II 1.9 GTI Cat	DFZ(XU9J1)	10/87 ⇒ 07/94	
206 1.1	HFX(TU1JP), HFX(TU1JP)	08/98 ⇒	
206 1.1 i	HFX(TU1JP), KFW(TU3JP)	09/98 ⇒	
206 1.4	KFW(TU3JP), K6C(TU3JP)	08/98 ⇒	
206 1.4 i	K6C(TU3JP), KDX(TU3MC)	09/98 ⇒	
206 1.6	TU5JP	09/98 ⇒ 09/04	
206 1.6 i	NFZ(TU5JP)	09/98 ⇒ 12/00	
306 1.1	HDZ(TU1M)	05/93 ⇒ 05/01	
306 1.4	KDX(TU3MC), KDX(TU3MC)	01/93 ⇒ 04/02	
306 1.4 SL	KDX(TU3MC), NFT(TU5JP)	06/94 ⇒ 05/01	
306 1.6	NFT(TU5JP), G1A	10/00 ⇒ 04/02	
306 1.6 SR	NFZ(TU5JP)	06/94 ⇒ 10/00	
306 2.0	RFX(XU10J2)	03/94 ⇒ 04/02	
306 2.0 ST	RFX(XU10J2)	07/94 ⇒ 05/01	
306 2.0 XSi	RFX(XU10J2)	05/93 ⇒ 05/01	
309 I 1.3	G1A, H1B(TU1)	10/85 ⇒ 08/89	
309 I 1.3 XL	--	09/86 ⇒ 08/89	
309 I 1.5	Y2/K	06/87 ⇒ 12/89	
309 I 1.6 Cat	BAZ(XU5CP)	09/86 ⇒ 12/89	
309 II 1.1	H1B(TU1), KDZ(TU3M)	09/89 ⇒ 12/93	
309 II 1.4	KDZ(TU3M), B2A(XU52C/K)	07/89 ⇒ 12/93	
309 II 1.6	B2A(XU52C/K), DDZ(XU9M)	07/89 ⇒ 12/93	
309 II 1.6 GTi	--	09/89 ⇒ 10/93	
309 II 1.8 Diesel	161A(XUD7)	07/89 ⇒ 12/93	
309 II 1.8 TD	ABB(XUD7TE)	08/89 ⇒ 12/93	
309 II 1.9	DDZ(XU9M), K5A(TU3)	07/89 ⇒ 12/93	
309 II 1.9 Diesel	162(XU9)	07/89 ⇒ 12/93	
309 II 1.9 GTI	DKZ(XU9JAZ)	07/89 ⇒ 12/93	
309 II 1.9 GTI 16V	D6C(XU9JA)	08/89 ⇒ 07/90	
405 I 1.4	K5A(TU3), --	01/87 ⇒ 12/92	
405 I 1.6	--, A8A(XUD7TE)	01/87 ⇒ 12/92	
405 I 1.6 4x4	BDZ(XU5M)	04/88 ⇒ 07/92	
405 I 1.6 SRI 4x4	BDZ(XU5M)	04/88 ⇒ 07/92	
405 I 1.8 D	XUD7	01/87 ⇒ 12/92	
405 I 1.8 D 4x4	A8A(XUD7TE)	10/87 ⇒ 07/92	
405 I 1.8 DT 4x4	A8A(XUD7TE)	05/90 ⇒ 07/92	
405 I 1.8 GLD	--	04/90 ⇒ 07/92	
405 I 1.8 TD	A8A(XUD7TE), A8A(XUD7TE)	10/88 ⇒ 08/92	
405 I 1.8 Turbo Diesel	A8A(XUD7TE), D2C(XU92C)	03/88 ⇒ 12/92	
405 I 1.9	D2C(XU92C), D6C(XU9J4)	01/87 ⇒ 12/92	
405 I 1.9 4x4	D6C(XU9J4), D9B(XUD9A)	06/87 ⇒ 12/92	
405 I 1.9 D	D9B(XUD9A), D6C(XU9J4)	01/87 ⇒ 12/92	
405 I 1.9 Diesel	D9B(XUD9A)	03/88 ⇒ 12/92	
405 I 1.9 Injection	DFZ(XU9J1)	07/87 ⇒ 12/92	
405 I 1.9 Sport MI-16	D6C(XU9J4), D6C(XU9J4)	06/87 ⇒ 11/92	

PEUGEOT		
605 2.0 Turbo	RGX(XU10J2TE), UFZ(ZP1)	07/91 ⇒ 09/99
605 2.1 D	P9A(XUD11A)	06/89 ⇒ 07/95
605 2.1 Turbo Diesel	PHZ(XUD11ATE)	06/89 ⇒ 09/99
605 2.5 Turbo Diesel	THY(DKSATE)	07/94 ⇒ 09/99
605 3.0	UFZ(ZP1), DHX(XUD9TE)	08/89 ⇒ 09/99
605 3.0 SV 24	UKZ(ZP14/Z)	08/89 ⇒ 09/99
806 1.9 TD	DHX(XUD9TE), D9B(XUD9A)	07/95 ⇒ 08/02
806 2.0 16V	RFV(XU10J4R)	05/98 ⇒ 09/00
806 2.0 HDI	RHZ(DW10ATED)	08/99 ⇒ 08/02
806 2.0 HDI 16V	RHW(DW10ATED4)	08/99 ⇒ 08/02
806 2.0 Turbo	RGX(XU10J2TE)	06/94 ⇒ 08/02
806 2.1 td 12V	P8C(XUD11BTE)	06/96 ⇒ 08/99
BOXER I 1.9 D	D9B(XUD9A), D8C(XUD9UTF)	03/94 ⇒ 04/02
BOXER I 1.9 DT 4x4	XUD9TE	03/96 ⇒ 09/98
BOXER I 1.9 TD	D8C(XUD9UTF), 8140.67	03/94 ⇒ 04/02
BOXER I 1.9 TD 4x4	D8C(XUD9UTF)	07/96 ⇒ 04/02
BOXER I 2.0	R5B(XU102C)	02/94 ⇒ 02/02
BOXER I 2.0 4x4	--	03/96 ⇒ 09/98
BOXER I 2.0 HDi	DW10TD	04/02 ⇒
BOXER I 2.0 i	RFW(XU10J2)	03/94 ⇒ 04/02
BOXER I 2.0 i 4x4	RFW(XU10J2)	08/96 ⇒ 04/02
BOXER I 2.5 D	8140.67, T8A(DJ5T)	03/94 ⇒ 04/02
BOXER I 2.5 TD	T8A(DJ5T), D8B(XUD9TE)	03/94 ⇒ 04/02
BOXER I 2.5 TDI	THX(DJ5TED)	01/97 ⇒ 04/02
BOXER I 2.8 D	8140.63(F28D)	01/99 ⇒ 02/02
BOXER I 2.8 DTIC	8140.43(F28DT)	10/97 ⇒ 09/00
BOXER I 2.8 TD	8140.23	10/99 ⇒ 04/02
EXPERT I 1.9 TD	D8B(XUD9TE), HDY(TU1M)	02/96 ⇒ 05/98
PARTNER I 1.1	HDY(TU1M), KFW(TU3JP)	06/96 ⇒
PARTNER I 1.1 BiFuel	TU1M+	06/96 ⇒ 08/00
PARTNER I 1.4	KFW(TU3JP), XUD7	06/96 ⇒ 12/15
PARTNER I 1.8	XU7JB	03/97 ⇒ 12/03
PARTNER I 1.8 D	XUD7, DW8	06/96 ⇒ 02/98
PARTNER I 1.9 D	DW8, HDY(TU1M)	05/96 ⇒ 07/08
PARTNER I 2.0 HDI	DW10TD	02/00 ⇒ 07/08
RANCH 1.1	HDY(TU1M), KSA(TU3.2)	06/96 ⇒
RANCH 1.4	KSA(TU3.2), M44.43	06/96 ⇒
PORSCHE		
968 3.0	M44.43, 11K2A	06/91 ⇒ 11/95
ROVER		
25 1.1	11K2F	11/99 ⇒ 05/05
45 1.4	14K4F	02/00 ⇒ 05/05
45 1.6	16K4F	02/00 ⇒ 05/05
100 / METRO 111 C/L/S	11K2A, 14K4C	03/90 ⇒ 12/98
100 / METRO 114 D	TUD3	10/92 ⇒ 12/94
100 / METRO 114 GSi	14K4F	10/94 ⇒ 10/95
100 / METRO 114 GTI 16V	14K4C, 14K4C	03/90 ⇒ 12/98
100 / METRO 114 GTI/GT 16V Cat	14K4C, 14K2A	03/90 ⇒ 12/98
100 / METRO 114 S/L/GTA	14K2A, 14K2A	03/90 ⇒ 12/98
100 / METRO 115 D	TUD5	12/94 ⇒ 12/98
100 111	11K2D	04/94 ⇒ 10/97
100 114	14K2A, 14K2A	04/94 ⇒ 10/97
200 II 214	14K2A, 14K4C	09/93 ⇒ 12/95
200 II 214 1.4	14K4C, 14K4C	01/92 ⇒ 11/99
200 II 214 1.4i 16V	14K4F	01/93 ⇒ 11/99
200 II 214 GSi/Si	14K4C, 14K4C	01/90 ⇒ 10/95
200 II 214 Si/Gsi	14K4C, 16K4F	10/89 ⇒ 10/95
200 II 216	16K4F	01/96 ⇒ 12/97
200 II 216 1.6i 16V	16K4F	01/96 ⇒ 11/99
200 III 211	11K2D	01/98 ⇒ 03/00
200 III 216 Si	16K4F	11/95 ⇒ 06/99
400 I 1.6 i	16K4F, 14K4C	05/94 ⇒ 11/98
400 I 414	14K4C	01/93 ⇒ 04/95
400 I 414 GSi/Si	14K4C, 16K4F	04/90 ⇒ 04/95
400 I 414 GSi/Si Cat	14K4F	10/92 ⇒ 04/95
400 II 414	14K2F	03/96 ⇒ 12/99
400 II 414 Si	14K4F	05/95 ⇒ 03/00
400 II 416 Si	16K4F, OM353.904	03/95 ⇒ 03/00
CDV 1.4	14K4F	03/03 ⇒ 04/05
COMMERCE 1.4	14K4M	01/03 ⇒ 12/05
COUPE 1.6 16V	16K4F	03/96 ⇒ 11/99
VW		
PASSAT IV 2.5 TDI	AFB	11/00 ⇒ 05/05
PASSAT IV 2.5 TDI 4motion	AFB	11/00 ⇒ 05/05
PASSAT IV 2.5 TDI Syncro/4motion	AKN	12/98 ⇒ 11/00

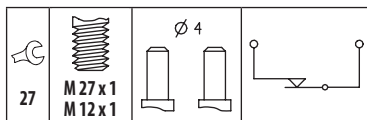
7.6100



3

REVERSING LIGHT SWITCHES

Adatt./Suitable:
MERCEDES-BENZ
 A 000 545 54 09



MERCEDES-BENZ

LP LP 1013	OM353.914	11/76 ⇒ 12/84
LP LP 1013, LPL 1013	OM353.904, OM353.904	11/76 ⇒ 12/84
LP LP 1113, LPL 1113	OM353.904, OM353.904	01/80 ⇒ 12/84
LP LP 913, LPL 913	OM353.904, OM353.904	09/63 ⇒ 12/84
LP LPK 1013	OM353.904, OM353.904	11/76 ⇒ 12/84
LP LPK 1113	OM353.904, RF	01/81 ⇒
VITO I 108 CDI 2.2	OM611A(60KWCDI)	03/99 ⇒ 07/03
VITO I 110 CDI 2.2	OM611LA(75KWCDI)	03/99 ⇒ 07/03

7.6102



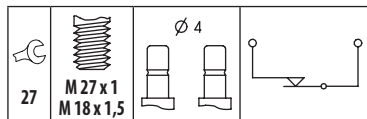
1

REVERSING LIGHT SWITCHES

Adatt./Suitable:

FIAT
 93190310
IVECO
 93190310
MERCEDES-BENZ
 A 000 545 42 14
 A 001 545 47 14
 A 001 545 57 09
 A 001 545 82 14

SCANIA
 130 3471



MERCEDES-BENZ

SPRINTER I 214 NGT	M111.984	02/95 ⇒ 05/06
SPRINTER I 314 NGT	M111.984	02/95 ⇒ 05/06
SPRINTER I 416 CDI	OM612.981	04/00 ⇒ 05/06

7.6103

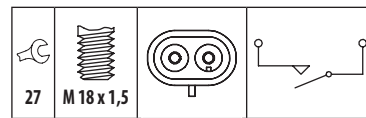


3

REVERSING LIGHT SWITCHES

Adatt./Suitable:

RENAULT
 89 83 500 629
SUZUKI
 25354-78E50
 25354-78E50-000



JEEP

WRANGLER 2.5	EPE	12/91 ⇒ 08/96
WRANGLER 4.0	ERH	12/91 ⇒ 08/96

SUZUKI

GRAND VITARA I 2.0 TD 4x4	RF, F2R702	03/98 ⇒ 07/03
GRAND VITARA I 2.5 V6 24V 4x4	H25A	04/98 ⇒ 07/03
VITARA I 2.0 TD Intercooler Trazione integrale	RF	12/95 ⇒ 03/98
VITARA I 2.0 TD Trazione integrale	RF	12/94 ⇒ 03/98

7.6106



3,5

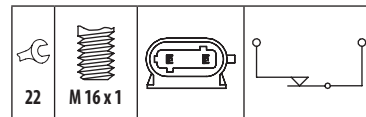

REVERSING LIGHT SWITCHES

Adatt./Suitable:

RENAULT
 77 00 786 831
 77 00 797 356

Eliminated on 01-02-2017. Please verify the availability through our local distributors

- Eliminato il 01-02-2017. Verificare la disponibilità presso i nostri distributori
- Éliminé le 01-02-2017. Vérifier la disponibilité auprès de nos distributeurs sur place
- Am 01-02-2017 gestrichen. Evtl. Verfügbarkeit bitte bei unseren Händlern prüfen
- Eliminado en fecha 01-02-2017. Verificar la disponibilidad a través de nuestros distribuidores locales



RENAULT

21 2.0	F2R702, Z7W712	03/86 ⇒ 06/94
ESPACE II 2.8 V6	Z7W712, F6F	01/91 ⇒ 10/96

7.6107



3

REVERSING LIGHT SWITCHES

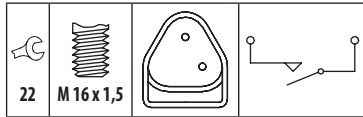
Adatt./Suitable:

FORD

1 654 978
6 199 395
6 594 470
6 871 978
86FG-15520-AA
89FG-15520-AB
92FG-15520-A2A

1267 Seal coating on thread

- Rivestimento sigillante sulla filettatura
- Revêtement de scellement sur le filetage
- Beschichtungsmasse am Gewinde
- Revestimiento impermeabilizante en la rosca



FORD

ESCORT III 1.1	GSG	05/86 → 07/90
ESCORT IV 1.1	GSG	12/85 → 07/90
ESCORT IV 1.4	F6F, J4B	07/90 → 12/94
ESCORT IV 1.8 D	RTH	07/90 → 12/94
ESCORT V 1.3	J4B, F6F	07/90 → 01/95
ESCORT V 1.4	F6F, L1F	07/90 → 01/95
ESCORT V 1.6	L1F, L1E	07/90 → 12/92
ESCORT V 1.6 16V XR3i	L1E	12/92 → 01/95
ESCORT V 1.6 i 16V	L1E, RDA	09/92 → 01/95
ESCORT V 1.8 16V	RDA	02/92 → 12/92
ESCORT V 1.8 16V XR3i	RDA, RTE	02/92 → 01/95
ESCORT V 1.8 D	RTE, RDA	07/90 → 01/95
ESCORT V 1.8 i 16V	RDA, RFD	09/92 → 01/95
ESCORT V 1.8 TD	RFD, RDA	02/93 → 01/95
ESCORT V 1.8 XR3i 16V 4x4	RDA, G6A	08/93 → 01/95
ESCORT V RS 2000	N7A	05/91 → 12/92
ESCORT V RS Cosworth 4x4	NSF	09/92 → 01/95
FIESTA II 1.6 D	LTB	09/83 → 09/89
FIESTA III 1.0	TLB	03/89 → 12/95
FIESTA III 1.1	G6A, J6B	03/89 → 12/95
FIESTA III 1.3	J6B, F6E	03/89 → 02/96
FIESTA III 1.3 Cat	J6B	05/91 → 01/97
FIESTA III 1.4	F6E, LUH	03/89 → 12/95
FIESTA III 1.4 Cat	F4A	03/89 → 12/95
FIESTA III 1.6	LUH, LJC	01/89 → 01/94
FIESTA III 1.6 i 16V	L1G	01/94 → 12/95
FIESTA III 1.6 Turbo	LHA	03/90 → 10/92
FIESTA III 1.6 XR2i	LJC, RTC	03/89 → 01/94
FIESTA III 1.8 16V	RDB	02/92 → 12/95
FIESTA III 1.8 D	RTC, BL13H-JBE	03/89 → 02/96
FIESTA III 1.8 XR2i 16V	RQC	02/92 → 12/95
ORION II 1.3	BL13H-JBE, F6F	07/90 → 12/94
ORION II 1.4	F6F, LUJ	07/90 → 12/93
ORION II 1.6	LUJ, HL16EFI-LJE	07/90 → 12/92
ORION II 1.6 i	HL16EFI-LJE, L1E	07/90 → 09/92
ORION II 1.6 i 16V	L1E, RTE	07/92 → 12/93
ORION II 1.8 D	RTE, RDA	11/90 → 12/93
ORION II 1.8 i 16V	RDA, RFD	01/92 → 12/93
ORION II 1.8 TD	RFD, TU1JP	03/92 → 12/93

7.6108



1

REVERSING LIGHT SWITCHES

Adatt./Suitable:

CITROËN

2257.33
2257.41
96 018 108

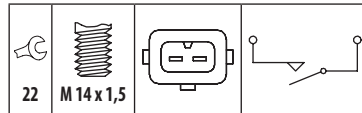
FIAT

9601810880

PEUGEOT

2257.33
2257.41
96 018 108

MARKET DIFFUSION: HIGH



CITROËN

BERLINGO I 1.1 BiFuel	TU1M+	07/96 → 10/02
BERLINGO I 1.1 i	TU1JP, TU32	07/96 → 05/08
BERLINGO I 1.4	TU32, TU3A	07/96 → 10/02
BERLINGO I 1.4 BiFuel	TU3JP	07/96 → 10/02
BERLINGO I 1.4 i	TU3A, A9A(XUD7)	07/96 → 12/11
BERLINGO I 1.6 16V	TU5JP4	10/00 → 12/11
BERLINGO I 1.8 D	A9A(XUD7), LFX(XU7JB)	07/96 → 10/02
BERLINGO I 1.8 i	LFX(XU7JB), DW8	05/97 → 10/02
BERLINGO I 1.8 i 4WD	LFX(XU7JB)	04/97 → 10/01
BERLINGO I 1.9	DW8, D9B(XUD9A/L)	07/96 → 04/99
BERLINGO I 1.9 D	D9B(XUD9A/L), WJY(DW8B)	07/96 → 12/03
BERLINGO I 1.9 D 4WD	WJY(DW8B), WJY(DW8B)	07/98 → 10/05
BERLINGO I 1.9 D 70	WJY(DW8B), WJY(DW8B)	04/99 → 12/11
BERLINGO I 1.9 D 70 4WD	WJY(DW8B), 182A	07/98 → 03/06
BERLINGO I 2.0 HDi	DW10TD	08/99 → 10/05
BERLINGO I 2.0 HDi 90	RHY(DW10TD)	12/99 → 12/11
BERLINGO I 2.0 HDi 90 4WD	RHY(DW10TD)	11/00 → 10/05
BX 1.6	182A, 159B	01/87 → 12/94
BX 1.9	159B, 164	05/85 → 12/94
BX 1.9 D	164, D6D	01/87 → 12/94
BX 1.9 GTi	D6D, 159K	01/87 → 01/92
BX 1.9 GTi 16V	159K, B1E(XU51C)	01/87 → 12/94
BX 15	B1E(XU51C), 171A	01/87 → 05/92
BX 16	171A, BDY(XU5M)	10/82 → 12/94
BX 16 E	BDY(XU5M), 159A	05/89 → 02/93
BX 18 D	161A(XUD7)	10/85 → 09/93
BX 19	159A, 162(XUD9)	09/84 → 12/94
BX 19 4x4	DDZ(XU9M)	10/90 → 05/91
BX 19 Cat	DFZ(XU9J1)	07/86 → 12/94
BX 19 D	162(XUD9), D6A(XU9J2)	09/83 → 12/94
BX 19 E	DDZ(XU9M)	06/88 → 02/93
BX 19 E 4x4	D2F	04/89 → 02/93
BX 19 GTi	D6A(XU9J2), D6C(XU9J4)	07/86 → 02/93
BX 19 GTi 16V	D6C(XU9J4), A8A(XUD7TE)	09/87 → 02/93
BX 19 GTi 4x4	DKZ(XU9JA)	06/88 → 02/93
BX TRD Turbo	A8A(XUD7TE), 161A(XUD7)	03/88 → 12/94
C15 1.8 D	161A(XUD7), LFX(XU7JP)	07/86 → 08/00
C15 1.9 D	WJX(DW8B)	12/00 → 12/05
EVASION 1.8	LFZ(XU7JP), XUD9TE	02/96 → 12/96
EVASION 1.9 TD	XUD9TE, RFU(XU10J2/C)	11/94 → 12/98
EVASION 2.0	RFU(XU10J2/C), EW10J4	06/94 → 07/02
EVASION 2.0 16V	EW10J4, 1580SPI	05/00 → 07/02
EVASION 2.0 HDi 16V	DW10ATED4	09/99 → 07/02
EVASION 2.0 Turbo C.T.	XU10J2TE	06/94 → 07/02
EVASION 2.1 TD	XUD11BTE	05/96 → 07/02
JUMPY I 1.6	1580SPI, 1580SPI	10/95 → 08/00
JUMPY I 1.6 i	1580SPI, DW8	10/95 → 08/00
JUMPY I 1.9	DW8, D9B(XUD9A/U)	10/95 → 08/98
JUMPY I 1.9 D	D9B(XUD9A/U), DW8	10/95 → 08/98
JUMPY I 1.9 D 70	DW8, DW10ATED	04/98 → 10/06
JUMPY I 2.0	EW10J4	04/00 → 12/06
JUMPY I 2.0 HDi 110	DW10ATED, LFX(XU7JB)	03/00 → 10/06
JUMPY I 2.0 i 16V	EW10J4	03/00 → 10/06
XANTIA I 1.6 i	BFZ(XU5JP)	03/93 → 03/01
XANTIA I 1.8 i	LFX(XU7JB), D8B(XUD9TF)	03/93 → 01/98
XANTIA I 1.8 i 16V	LFY(XU7JP4)	06/95 → 04/03

CITROËN

XANTIA I 1.9 D	D9B(XUD9A/L)	06/94 → 01/98
XANTIA I 1.9 SD	DHW(XUD9SD)	02/96 → 04/03
XANTIA I 1.9 Turbo D	D8B(XUD9TF), RFT(XU10J4/Z)	05/93 → 04/03
XANTIA I 2.0	RFX(XU10J2C/ZL3)	03/93 → 05/95
XANTIA I 2.0 HDi 90	RHY(DW10TD)	03/99 → 04/03
XANTIA I 2.0 i	RFX(XU10J2C)	03/93 → 04/03
XANTIA I 2.0 i 16V	RFT(XU10J4/Z), D8B(XUD9TF)	03/93 → 04/03
XANTIA I 2.0 i SX 16V	XU10J4D	04/94 → 05/95
XANTIA I 2.0 i VSX 16V	XU10J4D	03/93 → 05/95
XANTIA II 1.6 i SX	BFZ(XU5JP)	01/98 → 03/01
XANTIA II 1.8 i	LFX(XU7JB)	01/98 → 04/03
XANTIA II 1.8 i 16V	LFY(XU7JP4)	01/98 → 04/03
XANTIA II 1.9 SD	DHW(XUD9SD)	01/98 → 04/03
XANTIA II 1.9 Turbo D	D8B(XUD9TF), RDZ(XU10M2)	01/98 → 04/03
XANTIA II 2.0 i 16V	RFV(XU10J4R)	01/98 → 04/03
XM I 2.0	--	05/89 → 04/94
XM I 2.0 i	RDZ(XU10M2), XU7JB	05/89 → 06/94
XM I 2.1 D 12V	P9A(XUD11A)	05/89 → 06/94
XM II 2.0 i	XU10J2	07/94 → 07/99
XM II 2.0 i 16V	RFV(XU10J4R)	05/94 → 10/00
XM II 2.1 D12	P9A(XUD11A)	07/94 → 06/96
XSARA 1.4	TU3JP	05/98 → 10/04
XSARA 1.4 BiFuel	TU3JP	05/98 → 08/00
XSARA 1.4 i	TU3JP	04/97 → 08/05
XSARA 1.4 LPG	TU3JP	05/98 → 08/00
XSARA 1.5 D	TUD5	04/97 → 09/00
XSARA 1.6 i	TU5JP	04/97 → 09/00
XSARA 1.8	XU7JB, 161A(XUD7)	07/97 → 08/00
XSARA 1.8 BiFuel	XU7JP4	07/97 → 08/00
XSARA 1.8 D	161A(XUD7), LFX(XU7JB)	04/97 → 09/00
XSARA 1.8 i	LFX(XU7JB), LFY(XU7JP4)	04/97 → 09/00
XSARA 1.8 i 16V	LFY(XU7JP4), DHV(XUD9B5D)	04/97 → 09/00
XSARA 1.8 LPG	XU7JP4	01/98 → 08/00
XSARA 1.9 D	DHV(XUD9B5D), DHY(XUD9TE/Y)	04/97 → 08/05
XSARA 1.9 DT	XUD9B5D	01/98 → 09/00
XSARA 1.9 SD	DHV(XUD9B5D)	01/98 → 09/00
XSARA 1.9 TD	DHY(XUD9TE/Y), RFS(XU10J4RS)	04/97 → 09/00
XSARA 2.0	XU10J4RS	06/97 → 10/04
XSARA 2.0 16V	RFS(XU10J4RS), DW10TD	04/97 → 09/00
XSARA 2.0 HDi 90	DW10TD, BDY(XU5M)	02/99 → 08/05
XSARA 2.0 i 16V	RFS(XU10J4RS)	02/98 → 03/05
ZX 1.6	BDY(XU5M), BDY(XU5M)	07/94 → 10/97
ZX 1.6 i	BDY(XU5M), LFY(XU7JP4)	03/91 → 10/97
ZX 1.8	LFY(XU7JP4), D6E(XU9JA)	07/94 → 10/97
ZX 1.8 D	161A(XUD7)	06/93 → 10/97
ZX 1.8 i	LFZ(XU7JP)	07/92 → 10/97
ZX 1.8 i 16V	LFY(XU7JP4)	01/96 → 02/98
ZX 1.9	D6E(XU9JA), D9B(XUD9A/U)	03/91 → 06/97
ZX 1.9 D	D9B(XUD9A/U), DKZ(XU9JA)	03/91 → 10/97
ZX 1.9 i	DKZ(XU9JA), RFS(XU10J4RS)	03/91 → 06/97
ZX 1.9 TD	DHY(XUD9TE/Y)	07/92 → 10/97
ZX 2.0	RFS(XU10J4RS), RFX(XU10J2C)	07/94 → 10/97
ZX 2.0 i	RFX(XU10J2C), RFS(XU10J4RS)	07/92 → 10/97
ZX 2.0 i 16V	RFS(XU10J4RS), 108C(XV8)	07/92 → 10/97

FIAT

SCUDO I 1.9 D	WJY(DW8)	04/98 → 12/06
ULYSSE I 1.8	LFW	05/97 → 08/02
ULYSSE I 2.0	RFU(XU10J2C)	06/94 → 08/02
ULYSSE II 2.0	RFN(EW10J4)	08/02 → 06/11

PEUGEOT

205 I 1.0	108C(XV8), J2	02/83 → 12/90
205 I 1.3	G1A	02/84 → 10/87
205 I 1.4	J2, B1A(XU51C)	01/83 → 12/90
205 I 1.5	Y2/K	02/84 → 10/87
205 I 1.6	B1A(XU51C), 180A(XU5J)	08/86 → 10/87
205 I 1.6 GTI	180A(XU5J), D6B(XU9JA)	01/83 → 12/90
205 I 1.7 Diesel	161A(XUD7)	08/83 → 10/87
205 I 1.9 GTI	D6B(XU9JA), CDZ(TU9M)	10/86 → 10/87
205 II 1.0	CDZ(TU9M), 109N(XW7)	10/87 → 09/98
205 II 1.1	109N(XW7), G1A	10/87 → 12/94
205 II 1.1 CJ	HDZ(TU1M)	10/89 → 12/94
205 II 1.1 XA	E1	07/87 → 10/88
205 II 1.2	F1	01/87 → 12/90
205 II 1.3	G1A, 150(XY6B)	08/90 → 12/94
205 II 1.3 Rallye	TU24	10/87 → 10/90
205 II 1.4	150(XY6B), K1D(TU3A)	01/87 → 09/98
205 II 1.4 Cat	KAY(TU3CP)	08/87 → 09/93
205 II 1.4 CJ	K1D(TU3A), B1A(XU51C)	03/89 → 12/94
205 II 1.4 CJ Cat	KAY(TU3CP)	01/89 → 09/93
205 II 1.6	B1A(XU51C), 180A(XU5J)	10/87 → 09/98

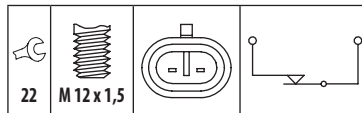
PEUGEOT			
205 II 1.6 CTI	180A(XU5J), 180A(XU5J)	04/86 → 10/90	
205 II 1.6 GTI	180A(XU5J), D6B(XU9JA)	10/87 → 12/94	
205 II 1.6 i	BDZ(XU5M)	01/91 → 12/94	
205 II 1.7 Diesel	161A(XUD7)	07/87 → 09/98	
205 II 1.8 TD	A8B(XUD7TE)	01/90 → 09/98	
205 II 1.9 CTI	DFZ(XU9J1)	10/87 → 12/94	
205 II 1.9 Diesel	DJZ(XUD9Y)	10/87 → 09/98	
205 II 1.9 GTI	D6B(XU9JA), DW8	10/87 → 09/98	
205 II 1.9 GTI Cat	DFZ(XU9J1)	10/87 → 07/94	
206 1.0 i 16V	D4D	06/01 → 12/05	
206 1.6	TU5JP	09/98 → 09/04	
206 1.9	DW8, DW8	08/98 → 03/04	
206 1.9 D	DW8, RFN(EW10J4)	09/98 → 05/07	
206 2.0 16V	RFN(EW10J4)	07/02 → 02/07	
206 2.0 HDi	RHY(DW10TD)	07/02 →	
206 2.0 HDi 90	RHY(DW10TD)	12/99 →	
206 2.0 RC	RFK(EW10J4S)	07/03 →	
206 2.0 S16	RFN(EW10J4), --	04/99 →	
306 1.8	--, LFY(XU7JP4)	05/93 → 04/02	
306 1.8 16V	LFY(XU7JP4), --	03/97 → 10/03	
306 1.8 D	--, DHY(XUD9TE)	04/93 → 06/00	
306 1.8 ST	LFZ(XU7JP)	06/94 → 05/01	
306 1.9 D	DHY(XUD9TE), DJY(XUD9A)	01/93 → 05/99	
306 1.9 DT	DHY(XUD9TE)	05/93 → 05/01	
306 1.9 SLD	DJY(XUD9A), RFV(XU10J4R)	06/94 → 05/01	
306 1.9 SRDT	DHY(XUD9TE)	06/94 → 05/01	
306 1.9 STD	XUD9	02/94 → 05/99	
306 1.9 TD	DHY(XUD9TE)	02/97 → 04/02	
306 2.0	RFV(XU10J4R), RFV(XU10J4R)	03/97 → 04/02	
306 2.0 16V	RFV(XU10J4R), RFS(XU10J4RS)	03/97 → 04/02	
306 2.0 HDi 90	RHY(DW10TD)	06/99 → 12/02	
306 2.0 S16	RFS(XU10J4RS), G1A	05/93 → 05/01	
309 I 1.1	E1	10/85 → 07/89	
309 I 1.3	G1A, K1D(TU3A)	10/85 → 08/89	
309 I 1.3 XL	--	09/86 → 08/89	
309 I 1.4	K1D(TU3A), --	08/88 → 08/89	
309 I 1.5	Y2/K	06/87 → 12/89	
309 I 1.6	--, D2B(XU9S)	10/85 → 07/89	
309 I 1.6 Cat	BAZ(XU5CP)	09/86 → 12/89	
309 I 1.9	D2B(XU9S), 162(XUD9)	10/85 → 07/89	
309 I 1.9 D	162(XUD9), H1B(TU1)	06/86 → 07/89	
309 I 1.9 GTI	D6B(XU9JA)	10/86 → 07/89	
309 II 1.1	H1B(TU1), KDZ(TU3M)	09/89 → 12/93	
309 II 1.4	KDZ(TU3M), B2A(XU52C/K)	07/89 → 12/93	
309 II 1.6	B2A(XU52C/K), DDZ(XU9M)	07/89 → 12/93	
309 II 1.6 GTi	--	09/89 → 10/93	
309 II 1.8 Diesel	161A(XUD7)	07/89 → 12/93	
309 II 1.8 TD	A8B(XUD7TE)	08/89 → 12/93	
309 II 1.9	DDZ(XU9M), K5A(TU3)	07/89 → 12/93	
309 II 1.9 Diesel	162(XUD9)	07/89 → 12/93	
309 II 1.9 GTI	DKZ(XU9JAZ)	07/89 → 12/93	
309 II 1.9 GTI 16V	D6C(XU9J4)	08/89 → 07/90	
405 I 1.4	K5A(TU3), --	01/87 → 12/92	
405 I 1.6	--, A8A(XUD7TE)	01/87 → 12/92	
405 I 1.6 4x4	BDZ(XU5M)	04/88 → 07/92	
405 I 1.6 SRI 4x4	BDZ(XU5M)	04/88 → 07/92	
405 I 1.8 D	XUD7	01/87 → 12/92	
405 I 1.8 D 4x4	A8A(XUD7TE)	10/87 → 07/92	
405 I 1.8 DT 4x4	A8A(XUD7TE)	05/90 → 07/92	
405 I 1.8 GLD	--	04/90 → 07/92	
405 I 1.8 TD	A8A(XUD7TE), A8A(XUD7TE)	10/88 → 08/92	
405 I 1.8 Turbo Diesel	A8A(XUD7TE), D2C(XU92C)	03/88 → 12/92	
405 I 1.9	D2C(XU92C), D6C(XU9J4)	01/87 → 12/92	
405 I 1.9 4x4	D6C(XU9J4), D9B(XUD9A)	06/87 → 12/92	
405 I 1.9 D	D9B(XUD9A), D6C(XU9J4)	01/87 → 12/92	
405 I 1.9 Diesel	D9B(XUD9A)	03/88 → 12/92	
405 I 1.9 Injection	DFZ(XU9J1)	07/87 → 12/92	
405 I 1.9 Sport MI-16	D6C(XU9J4), D6C(XU9J4)	06/87 → 11/92	
405 I 1.9 Sport MI-16 4x4	DFW(XU9J4Z)	06/87 → 07/92	
405 I 1.9 Trazione integrale	D6C(XU9J4), B2A(XU52C/K)	06/87 → 07/92	
405 II 1.6	B2A(XU52C/K), XU92C	08/92 → 05/97	
405 II 1.8	LFZ(XU7JP)	08/92 → 10/96	
405 II 1.9	XU92C, D9B(XUD9A)	01/93 → 12/96	
405 II 1.9 D	D9B(XUD9A), DHY(XUD9TE)	06/94 → 11/99	
405 II 1.9 TD	DHY(XUD9TE), BFZ(XU5JP)	08/92 → 05/97	
405 II 2.0	RFX(XU10J2)	08/92 → 10/96	
405 II 2.0 16V	RFT(XU10J4)	06/94 → 10/95	
405 II 2.0 4x4	RFX(XU10J2)	08/92 → 10/96	
405 II 2.0 X4	RFX(XU10J2)	08/92 → 10/95	
406 1.6	BFZ(XU5JP), L6A(XU7JP)	11/95 → 05/04	
406 1.8	L6A(XU7JP), 6FZ(EW7J4)	10/96 → 03/99	

PEUGEOT			
406 1.8 16V	6FZ(EW7J4), DHW(XUD9SD)	10/00 → 10/04	
406 1.8 Bifuel	XU7JP4	04/99 → 05/03	
406 1.9 D	DHW(XUD9SD), DHX(XUD9TE)	10/96 → 10/04	
406 1.9 TD	DHX(XUD9TE), EW10J4	10/95 → 10/04	
406 2.0 16V	EW10J4, DW10TD	08/00 → 12/04	
406 2.0 16V HPi	RLZ(EW10D)	05/01 → 10/04	
406 2.0 HDi 90	DW10TD, --	02/99 → 10/04	
406 2.0 Turbo	XU10J2TE	04/96 → 05/04	
605 2.0	--, UFZ(ZPJ)	01/89 → 09/99	
605 2.0 16V	RFV(XU10J4R)	07/94 → 09/99	
605 2.1 D	P9A(XUD11A)	06/89 → 07/95	
605 2.5 Turbo Diesel	THY(DK5ATE)	07/94 → 09/99	
605 3.0	UFZ(ZPJ), LFW(XU7JP)	08/89 → 09/99	
806 1.8	LFW(XU7JP), RFU(XU10J2)	07/95 → 08/02	
806 1.9 TD	XUD9TE	05/97 → 08/02	
806 2.0	RFU(XU10J2), EW10J4	06/94 → 08/02	
806 2.0 16V	EW10J4, DW10ATED	09/00 → 08/02	
806 2.0 HDi	DW10ATED, 220A2000	08/99 → 08/02	
806 2.0 HDi 16V	DW10ATED4	08/99 → 08/02	
806 2.0 Turbo	XU10J2TE	06/94 → 08/02	
806 2.1 td 12V	XUD11BTE	06/96 → 08/99	
EXPERT I 1.6	220A2000, L6B(XU7JP)	02/96 → 09/00	
EXPERT I 1.8	L6B(XU7JP), D9B(XUD9AU)	09/96 →	
EXPERT I 1.9 D	D9B(XUD9AU), DW8	02/96 → 12/98	
EXPERT I 1.9 D 70	DW8, TU1JP	12/98 → 12/06	
EXPERT I 1.9 TD	XUD9TE	02/96 → 09/00	
EXPERT II 2.0 HDi 120	DW10UTED4	01/07 →	
EXPERT II TEPEE 2.0 HDi 120	DW10UTED4	01/07 →	
PARTNER I 1.1	TU1JP, TU32	06/96 → 09/05	
PARTNER I 1.1 BiFuel	TU1M+	06/96 → 08/00	
PARTNER I 1.4	TU32, LFX(XU7JB)	06/96 → 12/15	
PARTNER I 1.8	LFX(XU7JB), 161A(XUD7)	03/97 → 12/03	
PARTNER I 1.8 D	161A(XUD7), DJY(XUD9A)	06/96 →	
PARTNER I 1.9 D	DJY(XUD9A), 161A(XUD7)	05/96 → 07/08	
PARTNER I 2.0 HDi	RHY(DW10TD)	02/00 → 07/08	
RANCH 1.8	RFX(XU7JB)	05/97 →	
RANCH 1.8 D	161A(XUD7), D9B(XUD9A)	06/96 →	
RANCH 1.9 D	D9B(XUD9A), 18SEH	06/96 →	
RANCH 2.0 HDi	RHY(DW10TD)	02/00 →	

7.6109

REVERSING LIGHT SWITCHES

Adatt./Suitable:

GENERAL MOTORS
90 337 100OPEL
12 39 267

OPEL			
OMEGA A 1.8	18SEH, 20SE	09/86 → 03/94	
OMEGA A 1.8 N	18NV	09/86 → 08/87	
OMEGA A 1.8 S	18SV	09/86 → 03/94	
OMEGA A 2.0	20SE, 30NE	09/86 → 04/94	
OMEGA A 2.0 i	C20NE	09/86 → 04/94	
OMEGA A 2.3 D	23YD	09/86 → 03/94	
OMEGA A 2.3 TD Interc.	23DTR	08/88 → 03/94	
OMEGA A 2.4 i	C24NE	09/88 → 03/94	
OMEGA A 2.6 i	C26NE	09/90 → 03/94	
OMEGA A 3.0	30NE, 20SE	03/87 → 03/94	
OMEGA A 3.0 24V	C30SE	09/89 → 03/94	
OMEGA A 3.0 24V Omega 3000	C30SE	09/88 → 04/94	
OMEGA A 3.0 Cat	C30NE	03/87 → 03/94	
OMEGA B 2.0	20SE, Y22XE	03/94 → 09/99	
OMEGA B 2.0 16V	X20XE	03/94 → 09/99	
OMEGA B 2.0 DTI 16V	X20DTH	09/97 → 09/00	
OMEGA B 2.2 16V	Y22XE, 25DT	09/99 → 07/03	
OMEGA B 2.2 DTI 16V	Y22DTH	09/00 → 07/03	

OPEL			
OMEGA B 2.5 DTI	Y25DT	09/01 → 07/03	
OMEGA B 2.5 TD	25DT, 30NE	04/94 → 07/03	
OMEGA B 2.5 V6	X25XE	03/94 → 09/00	
OMEGA B 2.6	--	05/94 → 05/99	
OMEGA B 2.6 V6	Y26SE	09/00 → 07/03	
OMEGA B 3.0 V6	X30XE	04/94 → 02/01	
OMEGA B 3.2 V6	Y32SE	02/01 → 07/03	
SENATOR B 2.5 i	25NE	09/90 → 09/93	
SENATOR B 2.6 i	C26NE	09/90 → 09/93	
SENATOR B 3.0	30NE, 20SE	09/87 → 09/93	
SENATOR B 3.0 24V	C30SE	09/89 → 09/93	
SENATOR B 3.0 i Cat	C30NE	01/88 → 09/93	

VAUXHALL			
OMEGA B 2.0	20SE, Y22XE	03/94 → 09/99	
OMEGA B 2.0 16V	X20XE	03/94 → 07/01	
OMEGA B 2.0 DTI 16V	X20DTH	01/98 → 09/00	
OMEGA B 2.2 16V	Y22XE, 25DT	01/94 → 06/03	
OMEGA B 2.2 DTI 16V	Y22DTH	08/00 → 07/03	
OMEGA B 2.5 DTI 24V	Y25DT	09/01 → 07/03	
OMEGA B 2.5 TD	25DT, 146A000	04/94 → 07/01	
OMEGA B 2.5 V6	X25XE	03/94 → 09/00	
OMEGA B 2.6 V6	Y26SE	08/00 → 07/03	
OMEGA B 3.0 V6	X30XE	04/94 → 07/00	
OMEGA B 3.2 V6	Y32SE	02/01 → 07/03	

7.6110

3

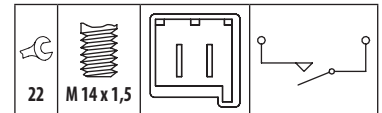

REVERSING LIGHT SWITCHES

Adatt./Suitable:

SEAT
SE 021952.500A

03 Supplied until depletion

- Fornibile fino ad esaurimento delle scorte
- Fourni jusqu'à épuisement du stock
- Lieferbar solange vorrat reicht
- Suministrado hasta el stock termina



SEAT			
IBIZA I 0.9	146A000, 022A.5000	08/86 → 05/93	
IBIZA I 1.2	021A1000	11/84 → 12/93	
IBIZA I 1.2 i	021C.1000	01/89 → 05/93	
IBIZA I 1.5 i	021B.2000	10/86 → 05/93	
MALAGA 1.2	021A1000	05/85 → 12/93	
MALAGA 1.5	021A2000	05/85 → 12/93	
MALAGA 1.5 i	021B.2000	01/87 → 12/93	
MALAGA 1.7 D	022A.5000, M96.05	05/85 → 12/93	
MARBELLA 0.8	08NCA	08/86 → 12/93	
MARBELLA 0.9	09NCA	01/87 → 12/93	
TERRA 0.9	09NCA	02/87 → 12/96	

7.6111



1

REVERSING LIGHT SWITCHES

Adatt./Suitable:

DAIHATSU

84210-12040

GENERAL MOTORS

94 848 874

HOLDEN

8421012040

LEXUS

84210-12040

PORSCHE

997 613 180 00

997 613 180 01

TOYOTA

84210-04010

84210-0K010

84210-12040

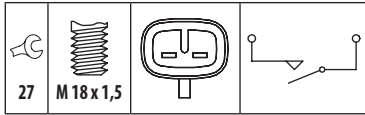
84210-52050

84222-12010

VW

J84 210 120 40

MARKET DIFFUSION: HIGH



DAIHATSU

CHARADEVI 1.33 16V 1NR-FE 05/11 ⇨

HOLDEN

APOLLO 2.0 3S-FC 08/89 ⇨ 08/91

APOLLO 2.0 i 3S-FE 08/89 ⇨ 02/93

APOLLO 2.2 i 5S-FE 03/93 ⇨ 05/97

NOVA_LE 1.4 Hatchback 6AFC 07/89 ⇨ 07/91

NOVA_LE 1.6 Hatchback 4AFC 07/89 ⇨ 07/91

NOVA_LE 1.6 Sedan 4AFC 07/89 ⇨ 07/91

NOVA_LF 1.4 Hatchback 6AFC 08/91 ⇨ 11/92

NOVA_LF 1.6 Hatchback 4AFC 08/91 ⇨ 10/94

NOVA_LF 1.6i Hatchback 4AFE 08/91 ⇨ 03/93

NOVA_LF 1.6i Sedan 4AFE 08/91 ⇨ 03/93

NOVA_LF 1.8i Hatchback 7AFE 08/91 ⇨ 03/93

NOVA_LF 1.8i Sedan 7AFE 08/91 ⇨ 03/93

NOVA_LG 1.6i Hatchback 4AFE 09/94 ⇨ 09/96

NOVA_LG 1.6i Sedan 4AFE 09/94 ⇨ 09/96

NOVA_LG 1.8i Hatchback 7AFE 09/94 ⇨ 09/96

NOVA_LG 1.8i Sedan 7AFE 09/94 ⇨ 09/96

LEXUS

ES 250 2VZ-FE 12/89 ⇨ 12/91

ES 300 3VZ-FE 09/91 ⇨ 12/97

PORSCHE

911 V 3.6 Carrera M96.05, M96.05 07/04 ⇨ 12/11

911 V 3.6 Carrera 4 M96.05, M97.01 07/04 ⇨ 12/12

911 V 3.8 Carrera 4 GTS MA.1.01 06/09 ⇨ 12/12

911 V 3.8 Carrera 4S M97.01, M97.01 07/04 ⇨ 12/12

911 V 3.8 Carrera GTS MA.1.01 06/09 ⇨ 12/11

911 V 3.8 Carrera S M97.01, 22RE 07/04 ⇨ 12/11

TOYOTA

4 RUNNER 2.4 D 2L-T 08/89 ⇨ 11/95

4 RUNNER 2.4 i [USA] 22RE, 3VZ-E 01/88 ⇨ 12/93

4 RUNNER 2.7 4WD 3RZ-FE 11/95 ⇨ 08/02

4 RUNNER 2.7 i 3RZ-FE 11/95 ⇨ 03/96

4 RUNNER 3.0 3VZ-E, 1NR-FE 08/88 ⇨ 10/95

4 RUNNER 3.0 [USA] 3VZ-E 01/88 ⇨ 12/91

4 RUNNER 3.4 4WD 5VZ-FE 09/98 ⇨ 11/02

4 RUNNER 3.4 i 5VZ-FE 11/95 ⇨ 03/96

AURIS I 1.33 Dual-VVTi 1NR-FE, 1ZR-FAE 05/09 ⇨ 09/12

AURIS I 1.4 D-4D 1ND-TV 03/07 ⇨ 04/13

AURIS I 1.6 1ZR-FAE, 2ZR-FAE 03/07 ⇨ 09/12

AURIS I 1.8 2ZR-FAE, 4A-FE 10/06 ⇨ 09/12

AURIS I 1.8 4WD 2ZR-FAE 02/09 ⇨ 09/12

AURIS I 2.0 D-4D 1AD-FTV 03/07 ⇨ 09/12

AURIS I 2.2 D 2AD-FHV 11/06 ⇨ 09/12

AURIS II 1.2 8NR-FTS 03/15 ⇨

AURIS II 1.3 1NR-FE 10/12 ⇨

AURIS II 1.4 D-4D 1ND-TV 10/12 ⇨

AURIS II 1.6 1ZR-FAE 10/12 ⇨

AURIS II 1.6 D4-D 1WW 04/15 ⇨

AURIS II 2.0 D-4D 1AD-FTV 10/12 ⇨

TOYOTA

AVENSIS I 1.6 4A-FE, 1AZ-FSE 09/97 ⇨ 10/00

AVENSIS I 1.8 7A-FE 09/97 ⇨ 10/00

AVENSIS I 2.0 1AZ-FSE, 1CD-FTV 09/97 ⇨ 02/03

AVENSIS I 2.0 D 1CD-FTV, 1CD-FTV 10/97 ⇨ 02/03

AVENSIS I 2.0 D-4D 1CD-FTV, 1AD-FTV 10/99 ⇨ 02/03

AVENSIS I 2.0 TD 2C-T 09/97 ⇨ 02/03

AVENSIS I 2.0 VVT-i 1AZ-FSE 10/00 ⇨ 02/03

AVENSIS II 1.6 VVT-i 3ZZ-FE 04/03 ⇨ 11/08

AVENSIS II 1.8 1ZZ-FE 03/03 ⇨ 11/08

AVENSIS II 2.0 1AZ-FE 08/01 ⇨ 11/09

AVENSIS II 2.0 D 1CD-FTV 08/01 ⇨ 08/05

AVENSIS II 2.0 D-4D 1AD-FTV, 1AZ-FE 04/03 ⇨ 11/08

AVENSIS II 2.0 VVTi 1AZ-FE, 3ZR-FAE 04/03 ⇨ 11/08

AVENSIS II 2.2 D-4D 2AD-FTV 10/05 ⇨ 11/08

AVENSIS II 2.2 D-CAT 2AD-FHV 07/05 ⇨ 11/08

AVENSIS II 2.4 2AZ-FSE 09/03 ⇨ 11/08

AVENSIS III 1.6 1ZR-FAE 11/08 ⇨

AVENSIS III 1.6 D4-D 1WW 04/15 ⇨

AVENSIS III 1.8 2ZR-FAE 11/08 ⇨

AVENSIS III 2.0 3ZR-FAE, 1AD-FTV 11/08 ⇨

AVENSIS III 2.0 D-4D 1AD-FTV, 2AD-FHV 11/08 ⇨

AVENSIS III 2.2 D-4D 2AD-FHV, 5S-FE 11/08 ⇨

CAMRY 2.2 5S-FE, 2AZ-FE 06/91 ⇨

CAMRY 2.4 2AZ-FE, 3VZ-FE 09/01 ⇨ 09/11

CAMRY 2.4 VVTi LE 2AZ-FE 01/06 ⇨ 11/06

CAMRY 2.5 2AR-FE 10/86 ⇨ 09/11

CAMRY 3.0 3VZ-FE, 4A-FE 06/91 ⇨ 08/96

CAMRY 3.0 24V 1MZ-FE 08/96 ⇨ 11/01

CAMRY 3.0 V6 1MZ-FE 08/96 ⇨ 11/01

CAMRY SOLARA I 2.2 5S-FE 06/98 ⇨ 11/02

CAMRY SOLARA I 3.0 1MZ-FE 06/98 ⇨ 11/02

CAMRY SOLARA II 2.4 2AZ-FE 07/03 ⇨ 11/08

CAMRY SOLARA II 3.0 1MZ-FE 07/03 ⇨ 11/08

CARINA II 1.6 4A-F, 3S-GEL 12/87 ⇨ 03/92

CARINA II 1.6 4WD 4A-FE 06/88 ⇨ 03/92

CARINA II 2.0 3S-FE 12/87 ⇨ 04/92

CARINA II 2.0 D 2C-L 12/87 ⇨ 06/92

CARINA II 2.0 GLi 3S-FE 12/87 ⇨ 03/92

CARINA E 1.6 4A-FE, 4A-F 04/92 ⇨ 09/97

CARINA E 1.6 16V 4A-FE 12/94 ⇨ 09/97

CARINA E 1.6 GLi 4A-FE 04/92 ⇨ 09/97

CARINA E 1.6 i 4A-FE 02/95 ⇨ 09/97

CARINA E 1.8 7A-FE 04/92 ⇨ 09/97

CARINA E 1.8 i 7A-FE 02/95 ⇨ 09/97

CARINA E 1.8 116V 7A-FE 01/95 ⇨ 09/97

CARINA E 2.0 3S-FE 01/93 ⇨ 09/97

CARINA E 2.0 D 2C 04/92 ⇨ 01/96

CARINA E 2.0 GLi 3S-FE 04/92 ⇨ 09/97

CARINA E 2.0 GTi 3S-GE 04/92 ⇨ 12/95

CARINA E 2.0 GTi 16V 3S-GE 03/94 ⇨ 09/97

CARINA E 2.0 i 3S-FE 12/92 ⇨ 09/97

CARINA E 2.0 TD 2C-T 01/96 ⇨ 09/97

CELICA IV 2.0 3S-GEL, 3S-GEL 01/86 ⇨ 08/89

CELICA IV 2.0 GT 3S-GEL, 3S-GE 08/85 ⇨ 08/89

CELICA IV 2.0 Turbo 4WD 3S-GTE 03/88 ⇨ 08/89

CELICA V 1.6 4A-FE 09/89 ⇨ 12/93

CELICA V 2.0 GTi 3S-GE, 3S-GE 09/89 ⇨ 01/94

CELICA V 2.0 Turbo 4WD 3S-GTE 10/89 ⇨ 11/93

CELICA V 2.2 5S-FE 10/89 ⇨ 12/94

CELICA VI 1.8 i 16V 7A-FE 11/93 ⇨ 11/99

CELICA VI 1.8 i 16V [USA] [CAN] 7A-FE 09/93 ⇨ 08/99

CELICA VI 2.0 GTi 3S-GE 08/94 ⇨ 08/99

CELICA VI 2.0 i 16V 3S-GE, 2ZZ-GE 11/93 ⇨ 11/99

CELICA VI 2.0 i Turbo 4WD 3S-GTE 02/94 ⇨ 11/99

CELICA VI 2.2 GT 5S-FE 11/93 ⇨ 08/99

C-HR 1.2 8NR-FTS 10/16 ⇨

COROLLA VI 1.3 2E, 2E 05/87 ⇨ 06/92

COROLLA VI 1.3 i 2E, 4A-F 08/87 ⇨ 12/92

COROLLA VI 1.6 4A-F, 1C 05/87 ⇨ 12/92

COROLLA VI 1.6 4WD 4A-F 08/87 ⇨ 08/89

COROLLA VI 1.6 GL 4WD 4A-F 10/87 ⇨ 08/90

COROLLA VI 1.6 i 4A-FE 05/87 ⇨ 05/92

COROLLA VI 1.6 i 4WD 4A-FE 10/87 ⇨ 08/90

COROLLA VI 1.6 XL 4A-F 09/89 ⇨ 04/92

COROLLA VI 1.6 XLI 4A-FE 11/89 ⇨ 06/92

COROLLA VI 1.8 D 1C, 4E-FE 07/87 ⇨ 06/93

COROLLA VII 1.3 12V 2E 07/92 ⇨ 04/97

COROLLA VII 1.3 XLI 4E-FE 07/92 ⇨ 04/97

COROLLA VII 1.3 XLI 16V 4E-FE 07/92 ⇨ 09/95

COROLLA VII 1.6 GLi 4A-FE 07/92 ⇨ 04/97

COROLLA VII 1.6 Si 4A-FE 07/92 ⇨ 04/97

COROLLA VII 1.8 16V 4WD 7A-FE 09/95 ⇨ 04/97

COROLLA VII 1.8 GT 7A-FE 11/92 ⇨ 05/95

COROLLA VII 2.0 D 2C 07/92 ⇨ 04/97

COROLLA VIII 1.3 2E 05/97 ⇨ 10/01

COROLLA VIII 1.3 EFi 4E-FE 05/97 ⇨ 09/99

COROLLA VIII 1.4 4E-FE, 3ZZ-FE 04/97 ⇨ 01/02

TOYOTA

COROLLA VIII 1.4 16V 4ZZ-FE 02/00 ⇨ 11/01

COROLLA VIII 1.6 3ZZ-FE, 1CD-FTV 04/97 ⇨ 01/02

COROLLA VIII 1.6 16V 3ZZ-FE 10/99 ⇨ 10/01

COROLLA VIII 1.6 Aut. 4A-FE 04/97 ⇨ 02/00

COROLLA VIII 1.8 7A-FE 10/97 ⇨ 10/01

COROLLA VIII 1.8 4WD 7A-FE 04/97 ⇨ 10/01

COROLLA VIII 2.0 2C-E 05/97 ⇨ 09/99

COROLLA VIII 2.0 D 2C-E 04/97 ⇨ 02/00

COROLLA VIII 2.0 D-4D 1CD-FTV, 1ZR-FAE 08/00 ⇨ 01/02

COROLLA IX 1.4 D 1ND-TV 07/04 ⇨ 02/07

COROLLA IX 1.4 D-4D 1ND-TV 06/04 ⇨ 10/06

COROLLA IX 1.4 D4-D 1ND-TV 06/04 ⇨ 10/07

COROLLA IX 1.4 VVT-i 4ZZ-FE 10/01 ⇨ 02/07

COROLLA IX 1.6 1ZR-FE 11/06 ⇨ 07/07

COROLLA IX 1.6 VVT-i 3ZZ-FE 10/01 ⇨ 08/07

COROLLA IX 1.8 VVTi-ITS 2ZZ-GE, 1CD-FTV 01/02 ⇨ 02/07

COROLLA IX 2.0 D4d 1CD-FTV 09/00 ⇨ 10/01

COROLLA IX 2.0 D-4D 1CD-FTV, 1CD-FTV 01/02 ⇨ 07/07

COROLLA X 1.33 1NR-FE 01/07 ⇨

COROLLA X 1.4 D-4D 1ND-TV 10/06 ⇨ 07/14

COROLLA X 1.6 1ZR-FAE, 2ZR-FAE 01/09 ⇨

COROLLA X 1.6 Dual VVTi 1ZR-FE 01/07 ⇨

COROLLA X 1.8 2ZR-FAE, 2ZR-FBE 09/06 ⇨

COROLLA X 1.8 4WD 2ZR-FAE 09/06 ⇨

COROLLA X 1.8 VVTi 2ZR-FBE, 1ZR-FAE 08/10 ⇨

COROLLA X 1.8 VVTi Super-charged 2ZZ-GE 10/05 ⇨ 02/07

COROLLA X 2.0 3ZR-FE 04/10 ⇨

COROLLA X 2.0 D 2C 08/07 ⇨

COROLLA X 2.0 D-4D 1AD-FTV 01/07 ⇨

COROLLA X 2.0 VVTi 3ZR-FE 08/10 ⇨

COROLLA X 2.4 2AZ-FE 01/08 ⇨

COROLLA XI 1.3 1NR-FE 06/13 ⇨

COROLLA XI 1.4 D-4D 1ND-TV 06/13 ⇨

COROLLA XI 1.6 1ZR-FAE, 2Y 06/13 ⇨

COROLLA XI 1.6 BiFuel 1ZR-FE 06/13 ⇨

COROLLA XI 1.8 VVTi 2ZR-FE 06/13 ⇨

COROLLA XI 1.8 VVT-i 2ZR-FE 12/13 ⇨

COROLLA VERSO I 1.6 VVT-i 3ZZ-FE 08/01 ⇨ 05/04

COROLLA VERSO I 1.8 VVT-i 1ZZ-FE 12/01 ⇨ 05/04

COROLLA VERSO I 1.8 VVTi 1ZZ-FE 07/01 ⇨ 02/04

COROLLA VERSO I 2.0 D-4D 1CD-FTV, 2AD-FHV 09/01 ⇨ 07/04

COROLLA VERSO II 1.6 3ZZ-FE 04/04 ⇨ 03/09

COROLLA VERSO II 1.8 1ZZ-FE 04/04 ⇨ 03/09

COROLLA VERSO II 2.0 D-4D 1CD-FTV 04/04 ⇨ 03/09

COROLLA VERSO II 2.2 D-4D 2AD-FHV, 2E 10/05 ⇨ 03/09

DYNA 2.5 D4d 2KD-FTV 08/01 ⇨

DYNA 3.0 D4d 1KD-FTV, W04D-TP 08/01 ⇨

DYNA 3.0 D4d 4WD 1KD-FTV 09/06 ⇨

DYNA 4.0 D4d W04D-TP, S05C 08/01 ⇨

DYNA 4.6 D4d S05C 06/03 ⇨

DYNA 5.3 D J05C 10/01 ⇨

DYNA 100 1.8 2Y, 2L 08/85 ⇨ 08/01

DYNA 100 2.4 D 2L, 1KD-FTV 08/87 ⇨

DYNA 100 3.0 D4d 1KD-FTV, 3Y 10/09 ⇨

DYNA 150 2.0 3Y, 1KD-FTV 08/85 ⇨ 10/01

TOYOTA		
HIACE IV 3.0 [ExtraEU]	1KD-FTV, 1KD-FTV	11/08 →
HIACE IV 3.0 D	1KD-FTV, 2L	08/98 →
HILUX 2.4	2RZ-FE	08/97 → 08/01
HILUX IV 2.2 4WD	4Y	01/87 → 03/89
HILUX IV 2.4 4WD	22R	10/88 → 12/97
HILUX IV 2.4 D 4WD	2L	08/83 → 08/88
HILUX V 1.8	2Y	09/88 → 06/98
HILUX V 2.4 4WD	22R	10/88 → 08/97
HILUX V 2.4 D	2L, 2L	09/88 → 08/97
HILUX V 2.4 D 4WD	2L, 2L	09/88 → 12/97
HILUX V 2.4 i 4WD	22RE	01/89 → 07/97
HILUX VI 2.4 D	2L, 2KD-FTV	08/97 → 07/05
HILUX VI 2.4 TD 4WD	2L-T	08/97 → 01/02
HILUX VI 2.5 D-4D	2KD-FTV	11/01 → 07/05
HILUX VI 2.5 D-4D 4WD	2KD-FTV	11/01 → 07/05
HILUX VII 2.0	1TR-FE	02/05 →
HILUX VII 2.5 D 4WD	2KD-FTV	08/05 → 05/15
HILUX VII 2.5 D-4D	2KD-FTV, 2KD-FTV	08/05 →
HILUX VII 2.5 D-4D 4WD	2KD-FTV, 1KD-FTV	11/04 →
HILUX VII 2.7	2TR-FE	02/05 →
HILUX VII 2.7 4WD	2TR-FE	08/05 → 05/15
HILUX VII 3.0 D	1KD-FTV, 1KD-FTV	11/04 →
HILUX VII 3.0 D 4WD	1KD-FTV, 1KD-FTV	02/05 →
HILUX VII 3.0 D-4D 4WD	1KD-FTV, 1KD-FTV	08/05 → 05/15
HILUX VII 4.0	1GR-FE	02/05 →
HILUX VII 4.0 4WD	1GR-FE	02/05 →
LAND CRUISER 70 2.4	22R, 2L-T	11/84 → 12/96
LAND CRUISER 70 2.4 TD	2L-T, 1KZ-TE	10/85 → 05/93
LAND CRUISER 70 3.0 TD	1KZ-T	05/93 → 05/96
LAND CRUISER 70 3.5 D 4x4	1PZ	01/90 → 12/94
LAND CRUISER 80 2.4 TD	2L-T	07/90 → 05/96
LAND CRUISER 80 3.0 TD	1KZ-T	05/93 → 05/96
LAND CRUISER 90 2.7	3RZ-FE	04/95 → 07/02
LAND CRUISER 90 3.0 D-4D 4WD	1KD-FTV	08/00 → 08/02
LAND CRUISER 90 3.0 TD	1KZ-TE, 2TR-FE	04/95 → 12/02
LAND CRUISER 90 3.4 i 24V	5VZ-FE	03/96 → 12/02
LAND CRUISER 120 3.0 D-4D	1KD-FTV, 1GR-FE	09/02 → 12/10
LAND CRUISER 120 4.0	1GR-FE, 1KD-FTV	09/02 → 08/10
LAND CRUISER 150 2.7	2TR-FE	08/09 →
LAND CRUISER 150 3.0 D-4D	1KD-FTV, 22R	08/09 →
LAND CRUISER 150 4.0 V6 Dual VVTi	1GR-FE	08/09 →
LAND CRUISER 150 4.0 V6 VVTi	1GR-FE	01/10 →
LAND CRUISER 150 4.0 V6 VVT-i	1GR-FE	08/09 →
LAND CRUISER 3.0	5L-E	09/02 → 02/10
LAND CRUISER PRADO 120 2.7	2TR-FE, 1KD-FTV	09/02 → 08/09
LAND CRUISER PRADO 120 3.0 D	5L-E	09/02 → 08/09
LAND CRUISER PRADO 120 3.0 D-4D	1KD-FTV, 5K	09/02 → 08/09
LAND CRUISER PRADO 120 4.0	1GR-FE	01/03 → 08/09
LAND CRUISER PRADO 150 2.7	2TR-FE	08/09 →
LAND CRUISER PRADO 150 3.0 D	5L-E	08/09 →
LAND CRUISER PRADO 150 3.0 D-4D	1KD-FTV	08/09 →
LAND CRUISER PRADO 150 4.0 V6 VVTi	1GR-FE	08/09 →
LAND CRUISER VAN 3.0 D4d 4WD	1KD-FTV	01/11 →
LITEACE 1.5	5K, 3S-GE	10/85 → 01/95
LITEACE 2.0 D	2C	08/88 → 05/94
LITEACE 2.2	4Y-EC	01/92 → 01/95
MATRIX 2.4	2AZ-FE	01/08 → 05/14
MODELL F 2.0	3Y	08/88 → 01/90
MODELL F 2.2	4Y-EC	08/85 → 01/90
MR 2 II 2.0	3S-FE	12/89 → 08/92
MR 2 II 2.0 16V	3S-GE, 5E-FE	12/89 → 09/99
MR 2 II 2.0 Turbo	3S-GTE	12/89 → 07/99
MR 2 II 2.2 16V	5S-FE	01/90 → 06/95
MR 2 III 1.8 16V VT-i	1ZZ-FE	10/99 → 06/07
PASEO 1.5	5E-FE	08/95 → 06/99
PASEO 1.5 EFi	5E-FE, 3S-FE	01/97 → 12/99
PICNIC I 2.0	3S-FE	01/01 → 12/01
PICNIC I 2.0 16V	3S-FE	08/96 → 09/00
PICNIC I 2.2 D	3C-TE	08/97 → 12/01
PICNIC II 2.0 VVTi	1AZ-FE	05/01 → 08/06
PREVIA I 2.4 4WD	2TZ-FZE	05/90 → 12/99
PREVIA II 2.0 D-4D	1CD-FTV	03/01 → 01/06
PREVIA II 2.4	2AZ-FE	02/00 → 02/06
RAV 4 I 2.0	3S-FE	06/97 → 09/99
RAV 4 I 2.0 4WD	3S-FE, 3ZR-FAE	01/94 → 06/00
RAV 4 II 1.8	1ZZ-FE	08/00 → 11/05

TOYOTA		
RAV 4 II 2.0 4WD	1AZ-FE	05/00 → 11/05
RAV 4 II 2.0 D 4WD	1CD-FTV	05/01 → 11/05
RAV 4 II 2.2 D4d	2AD-FHV	12/12 →
RAV 4 II 2.4 4WD	2AZ-FE	08/03 → 11/05
RAV 4 II 2.4 VVTi [ExtraEU]	2AZ-FE	08/00 → 11/05
RAV 4 IV 2.0	3ZR-FE	12/12 →
RAV 4 IV 2.0 4WD	3ZR-FAE, 1AD-FTV	12/12 →
RAV 4 IV 2.0 D	1AD-FTV, 2AD-FHV	12/12 →
RAV 4 IV 2.0 D 4WD	1AD-FTV	01/13 →
RAV 4 IV 2.2 D 4WD	2AD-FHV, 2E	12/12 →
RAV 4 IV 2.5 4WD	2AR-FE	12/12 →
RAV 4 III 2.0	3ZR-FAE, 1AZ-FE	12/08 → 06/13
RAV 4 III 2.0 4WD	1AZ-FE, 2AD-FHV	02/06 → 06/13
RAV 4 III 2.0 VVT-i [CHN]	1AZ-FE	03/09 →
RAV 4 III 2.2 D	2AD-FHV, 2AD-FHV	12/08 → 06/13
RAV 4 III 2.2 D 4WD	2AD-FHV, 3ZR-FAE	11/05 → 06/13
RAV 4 III 2.4	2AZ-FE	11/05 → 06/13
RAV 4 III 2.4 4WD	2AZ-FE	11/05 → 06/13
RAV 4 III 2.4 VVTi [CHN]	2AR-FE	03/09 →
STARLET 1.0	1E	12/89 → 12/92
STARLET 1.3	2E, 2E	01/96 → 10/99
STARLET 1.3 12V	2E, 5E-FE	12/89 → 12/92
STARLET 1.3 12V Cat	2E-E	12/89 → 03/96
STARLET 1.3 XL	2E	12/89 → 12/91
STARLET 1.5 D	1N	12/89 → 03/96
T100 2.7 i [USA]	3RZFE	10/93 → 07/98
T100 3.0 i [USA]	3VZE	08/92 → 08/94
TACOMA 2.4 i [USA]	2RZFE	01/95 →
TACOMA 3.4 i [USA]	5VZFE	01/95 →
TARAGO MPV / SPACE 2.0 TDi	1CD-FTV	10/03 → 12/05
TARAGO MPV / SPACE 2.4 VVTi	2AZ-FE	02/00 → 12/05
TERCEL 1.5	5E-FE, 3EE	09/94 → 09/99
TERCEL 1.5 4WD	5E-FE	09/94 → 09/99
TERCEL 1.5 i [USA]	3EE, 22R	01/91 →
TOYACE 3.0 D	5L	08/01 → 06/11
TRUCK 2.4 i [USA]	22R, 3VZ-E	01/88 →
TRUCK 3.0 i [USA]	3VZ-E, 1NR-FE	01/88 →
TUNDRA 3.4 i 24V [USA]	5VZFE	02/99 →
URBAN CRUISER 1.33	1NR-FE, 1AD-FTV	01/09 →
URBAN CRUISER 1.4 D-4D	1ND-TV	01/09 → 04/14
URBAN CRUISER 1.4 D-4D 4WD	1ND-TV	01/09 → 04/14
VERSO 1.6	1ZR-FAE	04/09 →
VERSO 1.6 D4-D	1WW	11/13 →
VERSO 1.6 VVTi	1ZR-FAE	04/09 →
VERSO 1.8	2ZR-FAE	04/09 →
VERSO 2.0 D-4D	1AD-FTV, 2NZ-FE	04/09 →
VERSO 2.2 D4d	2AD-FHV	04/09 →
VERSO 2.2 D-4D	2AD-FHV	04/09 →
VERSO 2.2 D-CAT	2AD-FHV	04/09 →
VERSO S 1.33	1NR-FE	11/10 → 10/16
VERSO S 1.4 D4-D	1ND-TV	11/10 → 10/16
VITZ 1.0 VVTi [ExtraEU]	1KR-FE	11/05 → 11/10
YARIS I 1.3	2NZ-FE, 1ND-TV	04/02 → 10/05
YARIS I 1.4 D-4D	1ND-TV, 1NZ-FE	10/01 → 10/05
YARIS I 1.5	1NZ-FE, 1NR-FE	03/00 → 11/05
YARIS II 1.33 VVT-i	1NR-FE	11/08 →
YARIS II 1.4 D-4D	1ND-TV	08/05 →
YARIS II 1.8 VVTi	2ZR-FE	01/07 → 12/11
YARIS III 1.3	1NR-FE	09/11 →
YARIS III 1.3 4WD	1NR-FE	12/10 →
YARIS III 1.3 VVTi	1NR-FE, 2NZ-FE	07/10 →
YARIS III 1.4 D	1ND-TV	09/11 →
YARIS III 1.4 D4d	1ND-TV	07/14 →
YARIS III 1.5	2NR-FKE	02/17 →
YARIS III 1.8 GRMN	2ZR-FE	09/17 →
YARIS VERSO 1.3	2NZ-FE, 2NZ-FE	11/02 → 09/05
YARIS VERSO 1.3 VVTi	2NZ-FE, 1NZ-FE	03/00 → 09/05
YARIS VERSO 1.4 D4d	1ND-TV	10/01 → 09/05
YARIS VERSO 1.4 D-4D	1ND-TV	10/01 → 09/05
YARIS VERSO 1.5	1NZ-FE, F2R702	01/00 → 09/05
YARIS VERSO 1.5 VVTi	1NZ-FE	03/00 → 03/03

VW		
TARO 1.8	2Y	04/89 → 09/94
TARO 2.2	4Y	06/89 → 07/94
TARO 2.2 4x4	4Y	06/89 → 07/94
TARO 2.4 D	2L	06/89 → 03/97
TARO 2.4 D 4x4	2L	04/89 → 03/97
TARO 2.4 i 4x4	22R	06/89 → 03/97

7.6114



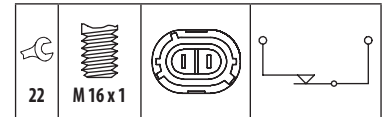
1

REVERSING LIGHT SWITCHES

Adatt./Suitable:

RENAULT

77 00 778 781

**RENAULT**

21 2.0	F2R702, J7R740	03/86 → 06/94
21 2.0 4x4	J7R740, J7R752	03/89 → 02/94
21 2.0 Turbo	J7R752, J7R752	04/87 → 10/92
21 2.0 Turbo 4x4	J7R752, J7R740	08/89 → 10/93
21 2.0 TXi	J7R740, J8S704	07/89 → 05/93
21 2.1 D	J8S704, J8S604	03/86 → 09/95
21 2.1 D 4x4	J8S704	10/88 → 05/92
21 2.1 TD	J8S704	04/86 → 06/89
21 2.1 Turbo-D	J8S604, J6T790	03/86 → 06/94
21 2.2	J6T790, J7T754	03/86 → 12/95
21 2.2 4x4	J7T754, J6R706	06/86 → 06/94
25 2.0	J6R706, J7R720	04/84 → 12/93
25 2.0 12V	J7R720, J8S706	06/88 → 12/93
25 2.1 Diesel	J8S706, J8S708	04/84 → 12/92
25 2.1 Turbo-D FWD	J8S708, J7T706	04/84 → 12/92
25 2.2	J7T706, ZV708	04/84 → 12/92
25 2.4 V6 Turbo	Z7U702	10/84 → 05/90
25 2.5 V6 Turbo	Z7U700	01/90 → 12/92
25 2.7 V6 Injection	Z7V708, Z7W700	04/84 → 08/89
25 2.8 V6	Z7W700, Z7W706	06/87 → 02/90
25 2.8 V6 Injection	Z7W706, J6R234	06/87 → 12/92
ESPACE I 2.0	J6R234, J8S240	07/84 → 12/90
ESPACE I 2.0 i	J7R760	01/89 → 12/90
ESPACE I 2.0 i Quadra	J7R760	03/88 → 12/92
ESPACE I 2.1 TD	J8S240, J8S610	10/84 → 12/90
ESPACE I 2.2	J7T770	07/86 → 12/90
ESPACE I 2.2 Quadra	J7T770	01/88 → 12/90
ESPACE II 2.0	J7R768	01/91 → 10/96
ESPACE II 2.1 RTDT Quadra	J8S772	01/91 → 05/92
ESPACE II 2.1 TD	J8S610, J7T772	01/91 → 10/96
ESPACE II 2.2	J7T772, J7T772	01/91 → 10/96
ESPACE II 2.2 4x4	J7T772, F8Q600	03/91 → 12/96
TRAFIC I 1.4	C1J700	03/80 → 06/91
TRAFIC I 1.7	F1N720	05/89 → 08/94
TRAFIC I 1.9 D	F8Q600, 852720	06/97 → 05/01
TRAFIC I 2.0	J5R716	05/89 → 08/90
TRAFIC I 2.0 RWD	J5R726	05/89 → 10/97
TRAFIC I 2.1 D	852720, 852720	03/80 → 04/98
TRAFIC I 2.1 D RWD	852720, J7T600	05/89 → 10/97
TRAFIC I 2.2	J7T600, J7T600	05/89 → 04/98
TRAFIC I 2.2 4x4	J7T600, S8U750	05/89 → 04/98
TRAFIC I 2.5 D	S8U750, S8U750	03/89 → 04/98
TRAFIC I 2.5 D 4x4	S8U750, KA24	03/89 → 05/01

7.6115



3

REVERSING LIGHT SWITCHES

Adatt./Suitable:

FORD

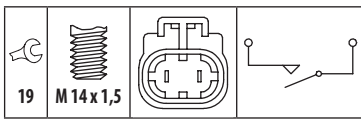

1 957 276
1 961 429

NISSAN

32005-21U00
32005-21U10
32005-21U1B
32005-21U1C
32005-K1011
32006-D1205

RENAULT TRUCKS

50 01 874 474



FORD			
MAVERICK 2.4 i	KA24, TD27	02/93 →	04/98
MAVERICK 2.7 TD	TD27, KA24DE	02/93 →	04/98
NISSAN			
240 SX 2.4	KA24DE, VG30E	04/93 →	08/97
300 ZX 3.0 Twin Turbo	VG30DETT	05/90 →	09/95
CABSTAR II 105.35, 110.35, 110.45	BD30T	10/98 →	10/06
CABSTAR II 2.0	--	07/92 →	05/94
CABSTAR II 28.10, 32.10	BD30T	01/04 →	11/06
CABSTAR III 2.5 D	YD25DDTi	09/06 →	
CABSTAR III 28.11 DCI, 32.11 DCI, 35.11 DCI 2.5	YD25DDTi	09/06 →	12/13
CABSTAR III 28.12 DCI, 32.12 DCI, 34.12 DCI, 35.12 DCI 2.5	YD25DDTi	09/06 →	12/13
CABSTAR III 3.0 D	ZD30DDTi	09/06 →	
CABSTAR III 3.0TDi	ZD30DDTi	09/06 →	12/13
CABSTAR III 34.110 DCI 2.5	YD25DDTi	01/07 →	04/12
CABSTAR III 35.13 DCI, 45.13 DCI 2.5	YD25DDTi	09/06 →	12/12
CABSTAR III 35.14 DCI 3.0	ZD30DDTi	09/06 →	12/13
CABSTAR III 35.14 DCI, 45.14 DCI 2.5	YD25DDTi	09/06 →	12/13
CABSTAR III 35.15 DCI, 45.15 DCI 3.0	ZD30DDTi	09/06 →	12/13
FRONTIER 2.5 dCi	YD25DDTi	01/08 →	
FRONTIER 2.5 i [USA]	QR25DE	10/04 →	
NAVARA I 2.5 D 4x4	YD25DDTi	11/01 →	
NAVARA II 2.5 dCi [MYS]	YD25DDTi	09/11 →	
NAVARA II 2.5 dCi [THA]	YD25DDTi	12/06 →	
NP300 2.0	KA20DE	10/08 →	
NP300 2.4	KA24DE	03/08 →	
NP300 2.4 i	KA24DE	10/08 →	
NP300 2.5 dCi	YD25DDTi	01/08 →	
NP300 2.5 dCi [ExtraEU]	YD25DDTi	04/08 →	
NP300 2.5 dCi 4x4	YD25DDTi	04/08 →	
NT400 CABSTAR 28.12, 32.12, 35.12	YD25DDTi	01/14 →	
NT400 CABSTAR 35.14, 45.14	YD25DDTi	01/14 →	
NT400 CABSTAR 35.15, 45.15	YD25DDTi	01/14 →	
PATHFINDER I 3.0 4WD	VG30E, RD28T	07/86 →	08/95
PATHFINDER II 3.3	VG33E	12/95 →	07/05
PATHFINDER II 3.3 V6 4WD	VG33E	03/98 →	10/00
PATROL III TR 2.7	TD27T	05/98 →	
PATROL III TR 2.8 D	RD28	03/89 →	03/96
PATROL III TR 2.8 D 4x4	RD28	01/90 →	01/91
PATROL III TR 3.0	RB30S	03/89 →	09/93
PATROL III TR 3.0 4x4	RB30S	03/89 →	09/93
PATROL 2.7 TD	TD27T	05/98 →	06/01
PATROL 2.8 TDiC	RD28Ti	06/97 →	05/00
PATROL GR I 2.8 TD	RD28T, KA24E	09/88 →	02/98
PATROL GR I 4.2 Cat	TB42E	11/88 →	02/98
PATROL GR II 2.7 TD	TD27T	05/98 →	06/01
PATROL GR II 2.8 TDiC	RD28Ti	10/97 →	02/00
PATROL GR II 3.0 D	ZD30DDTi	05/00 →	09/04

NISSAN			
PATROL GR II 3.0 D 4x4	ZD30DDTi	10/04 →	
PATROL GR II 3.0 DTi	ZD30DDTi	05/00 →	
PICK UP 2.4	KA24E, Z24i	02/98 →	05/03
PICK UP 2.5	TD25	02/98 →	10/01
PICK UP I 2.4 [USA]	Z24i, KA24DE	01/85 →	12/89
PICK UP I 2.4 i [USA]	KA24E	01/89 →	
PICK UP II 2.4	KA24DE, KA24E	11/01 →	04/05
PICK UP II 2.4 4WD	KA24DE	11/01 →	04/05
PICK UP II 2.4 i	KA24E	02/98 →	04/05
PICK UP II 2.4 i 4WD	KA24DE, GA16DE	03/02 →	04/05
PICK UP II 2.5 D	TD25	02/98 →	04/05
PICK UP II 2.5 D 4WD	TD25	02/98 →	04/05
PICK UP II 2.5 dCi 4WD	YD25DDTi	03/02 →	
PICK UP II 2.5 Di	YD25DDTi	03/02 →	12/10
PICK UP II 2.5 TD	TD25Ti	05/98 →	10/01
PICK UP II 2.5 TD 4WD	TD25Ti	05/98 →	04/05
PICK UP III 2.5 D	YD22DDTi	01/08 →	
SERENA 1.6	GA16DE, KA24E	02/93 →	09/01
SERENA 2.0	SR20DE	11/92 →	09/01
SERENA 2.0 D	LD20	11/92 →	09/01
SERENA 2.3 D	LD23	01/95 →	09/01
TERRANO I 2.4 i 4WD	Z24i	10/87 →	02/93
TERRANO I 3.0 4x4	VG30I	07/86 →	08/89
TERRANO I 3.0 i 4WD	VG30E	01/90 →	12/95
TERRANO II 2.4 4WD	KA24E, GA16DE	05/96 →	09/07
TERRANO II 2.4 i 12V 4WD	KA24E	02/93 →	12/97
TERRANO II 2.7 TD 4WD	TD27T	02/93 →	01/02
TERRANO II 2.7 TDi 4WD	TD27Ti	05/96 →	09/07
TERRANO II 3.0 Di 4WD	ZD30	05/02 →	09/07
TERRANO II 3.3	VG33E	10/92 →	12/04
TERRANO II 3.3 4WD	VG33E	10/92 →	10/97
VAN 2.4 [USA]	Z24i	01/86 →	12/89
VANETTE III 1.6	GA16DE	09/94 →	05/01
VANETTE 1.6	GA16DE, LD23	09/94 →	05/01
VANETTE 2.3	LD23, CA16S	09/94 →	05/02

RENAULT TRUCKS			
MAXITY 2.5 dCi	YD25DDTi	12/06 →	
MAXITY 3.0 dCi	ZD30DDTi	07/16 →	
MAXITY 3.0 TDi	ZD30DDTi	12/06 →	12/14

7.6116



3

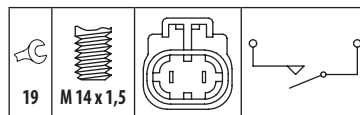

REVERSING LIGHT SWITCHES

Adatt./Suitable:

HOLDEN

3200551A00
3200551A10

NISSAN

32005-51A00
32005-51A10
32005-51A20
32005-51A2A
32005-M8005
32005-M8015
32006-D1206

HOLDEN			
ASTRA_LD 1.6i	16LE	07/87 →	07/89
ASTRA_LD 1.8i Hatchback	18LE	07/87 →	07/89
ASTRA_LD 1.8i Sedan	18LE	07/87 →	07/89
NISSAN			
ALMERA I 1.4	GA14DE	09/95 →	07/00
ALMERA I 1.4 GX, LX	GA14DE	09/95 →	07/00
ALMERA I 1.4 S, GX, LX	GA14DE	09/95 →	03/00
BLUEBIRD 1.6	CA16S, CG10DE	12/85 →	06/90
BLUEBIRD 1.6 DX	CA16S	11/83 →	02/88
MICRA II 1.0 i 16V	CG10DE, E16	09/00 →	02/03
MICRA II 1.3 i 16V	CG13DE	08/92 →	09/00
NX1600 1.6i [USA]	GA16DE	01/90 →	12/92
PATHFINDER I 3.0 4WD	VG30I	07/86 →	08/95

NISSAN			
PICK UP I 3.0i [USA]	VG30	01/85 →	12/89
PRIMERA I 2.0	SR20DE	06/90 →	04/93
PRIMERA I 2.0 16V	SR20DI	06/90 →	01/96
PRIMERA I 2.0 16V 4x4	SR20DI	04/91 →	06/96
PRIMERA I 2.0 GT	SR20DE	06/90 →	01/96
PRIMERA I 2.0 GT 4x4	SR20DE	03/91 →	04/93
PULSAR NX 1.6 [USA]	E16, GA14DE	01/86 →	
SENTRA III 1.6i [USA]	GA16DE	01/90 →	12/92
SUNNY III 1.4	GA14DS	10/90 →	06/95
SUNNY III 1.4 i	GA14DE, 8140.07.2700	10/90 →	05/95
SUNNY III 1.4 i 16V	GA14DE	10/90 →	06/95
TERRANO I 3.0 4x4	VG30I	07/86 →	08/89

7.6117



1

REVERSING LIGHT SWITCHES

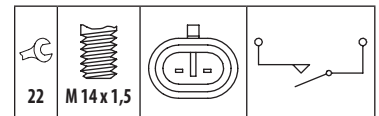
Adatt./Suitable:

FIAT

4846676

IVECO

4846676



IVECO			
DAILY I 30-8	8140.61.200	01/78 →	12/89
DAILY I 35-10	8140.21.200	01/85 →	12/89
DAILY I 35-8	8140.61.200	01/78 →	12/89
DAILY II 30-10	8140.23	01/97 →	05/99
DAILY II 30-10 C	8140.23	01/97 →	05/99
DAILY II 30-8	8140.07.2700, 8140.23	01/89 →	05/99
DAILY II 30-8 V	8140.63	09/98 →	05/99
DAILY II 35-10	8140.23, 8140.43,	01/89 →	05/99
DAILY II 35-10 K	8140.23	01/97 →	05/99
DAILY II 35-12	8140.43., 8140.07.2700	01/90 →	05/99
DAILY II 35-12 K	8140.43.	09/96 →	08/98
DAILY II 35-8	8140.07.2700, F8A	01/89 →	05/99
DAILY II 35-8 K	8140.63	09/98 →	05/99

7.6119



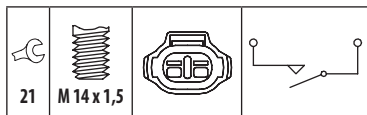
3

REVERSING LIGHT SWITCHES

Adatt./Suitable:

GENERAL MOTORS96 060 480
96 063 855
96 068 067**HOLDEN**3761060B01
3761070B11**SUBARU**

37610-70B11

SUZUKI37610-60B00
37610-60B00-000
37610-60B01
37610-60B01-000
37610-70B10
37610-70B10-000
37610-70B11
37610-70B11-000
37610M70F00
37610M70F00-000**HOLDEN**

BARINA 1.3 GL G13BA 02/89 ⇒ 05/94

SUBARU

JUSTY II 1.3i G13BA 05/96 ⇒ 09/00

SUZUKI

ALTO IV 1.0 G10BB 09/94 ⇒ 09/98

ALTO V 1.0 G10BB 01/00 ⇒ 06/02

ALTO VI 1.1 F10D, CULR 09/04 ⇒ 12/08

BALENO 1.3 G13BA 09/96 ⇒ 05/02

BALENO 1.3 16V G13BB 03/97 ⇒ 05/02

BALENO 1.3 i 16V G13BB 07/95 ⇒ 05/02

BALENO 1.6 G16B 07/96 ⇒ 01/99

BALENO 1.6 i 16V G16B 07/95 ⇒ 05/02

BALENO 1.6 i 16V 4x4 G16B 07/95 ⇒ 05/02

BALENO 1.8 J18A 02/99 ⇒ 10/01

BALENO 1.8 GTX J18A 03/96 ⇒ 05/02

BALENO 1.8 i 16V J18A 08/96 ⇒ 05/02

BALENO 1.8 i 16V 4x4 J18A 08/96 ⇒ 05/02

BALENO 1.8 i 4x4 J18A 03/96 ⇒ 05/02

BALENO 1.9 TD CULR, G13A 04/98 ⇒ 05/02

ESTEEM 1.6i [USA] G16B 09/98 ⇒

ESTEEM 1.8i [USA] J18A 09/98 ⇒

ALTO I 0.8 F8A, F10D 06/82 ⇒ 08/84

SWIFT I / II 1.3 G13A 10/84 ⇒ 03/89

SWIFT I / II 1.3 GTi/GXi G13B 08/85 ⇒ 03/89

SWIFT III 1.3 [USA] -- 06/95 ⇒ 05/01

SWIFT III 1.3 i G13BA 06/96 ⇒ 03/01

SWIFT I / II / III 1.0 i G10 03/89 ⇒ 12/05

SWIFT I / II / III 1.3 G13A, G13A 03/89 ⇒ 10/96

SWIFT I / II / III 1.3 4WD G13A, -- 03/89 ⇒ 12/91

SWIFT I / II / III 1.3 GTi G13B 03/89 ⇒ 05/01

SWIFT I / II / III 1.3 GTi DOHC G13B 10/89 ⇒ 12/95

SWIFT I / II / III 1.3 GTi SOHC G13B 10/89 ⇒ 12/95

SWIFT I / II / III 1.3 i G13BA 09/91 ⇒ 10/96

SWIFT I / II / III 1.3i SOHC [USA] --, G16BA 01/89 ⇒ 12/94

SWIFT I / II / III 1.6 G16B 11/89 ⇒ 12/91

SWIFT I / II / III 1.6 4WD G16B 11/89 ⇒ 12/91

SWIFT I / II / III 1.6 i 16V G16BA, G16B 08/92 ⇒ 10/96

SWIFT I / II / III 1.6 i 16V 4x4 G16BA 08/92 ⇒ 10/96

WAGON R II 1.0 K10A 07/97 ⇒ 07/00

WAGON R II 1.0 [ExtraEU] K10A 08/00 ⇒ 07/03

WAGON R II 1.2 K12A 02/98 ⇒ 05/00

WAGON R II 1.2 4WD K12A 02/98 ⇒ 05/00

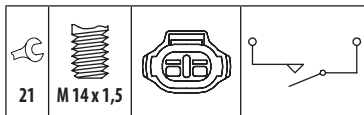
7.6120



3

REVERSING LIGHT SWITCHES

Adatt./Suitable:

SUZUKI37610-83000
37610-83000-000
37610-83001
37610-83001-000**SUZUKI**

GRAND VITARA I 1.6 4x4 G16B, J20A 03/98 ⇒ 09/05

GRAND VITARA I 2.0 J20A 08/98 ⇒ 12/00

GRAND VITARA I 2.0 4x4 J20A, G13BA 03/98 ⇒ 08/05

SAMURAI 1.3 G13BA, G13A 11/88 ⇒ 03/98

SAMURAI 1.3 Trazione integrale G13A, -- 01/00 ⇒ 12/04

SAMURAI 1.9 D -- 09/00 ⇒ 12/04

SAMURAI 1.9 D Trazione integrale -- 11/98 ⇒ 12/04

SAMURAI 1.9 TD Trazione integrale XUD9 11/98 ⇒ 12/04

SIDEKICK 1.6 JS [USA] -- 05/96 ⇒ 07/98

SIDEKICK 1.6 JX 4x4 G16A(8V) 04/89 ⇒ 04/96

SIDEKICK 1.6 JX 4x4 [USA] -- 05/96 ⇒ 07/98

SIDEKICK 1.6i [USA] --, G16A(8V) 01/91 ⇒

SIDEKICK 1.6i 16V J1X 4x4 G16B 04/89 ⇒ 04/96

SIDEKICK 1.6i 16V JX 4x4 G16B 04/89 ⇒ 04/96

SIDEKICK 1.8 J1X Sport 4x4 [USA] -- 05/96 ⇒ 07/98

SIDEKICK 1.8 JX Sport 4x4 [USA] -- 05/96 ⇒ 07/98

SJ 413 1.3 G13A 09/84 ⇒ 08/90

VITARA I 1.6 G16A(8V), G16A(8V) 07/88 ⇒ 03/98

VITARA I 1.6 8V -- 01/90 ⇒ 12/98

VITARA I 1.6 16V G16B 10/99 ⇒ 10/02

VITARA I 1.6 i 16V G16B 07/90 ⇒ 03/99

VITARA I 1.6 i 16V Trazione integrale G16B 07/90 ⇒ 03/98

VITARA I 1.6 Trazione integrale G16A(8V), XUD9A 07/88 ⇒ 03/98

VITARA I 1.9 D XUD9A, XUD9A 01/95 ⇒ 03/99

VITARA I 1.9 D Trazione integrale XUD9A, F10A 01/95 ⇒ 03/98

VITARA I 2.0 16V J20A 12/96 ⇒ 03/99

VITARA I 2.0 16V Trazione integrale J20A 12/96 ⇒ 03/98

VITARA I 2.0 V6 24V Trazione integrale H20A 12/94 ⇒ 03/98

VITARA II 1.6i [USA] -- 08/99 ⇒ 12/06

VITARA II 2.0i [USA] -- 08/99 ⇒

VITARA II / III 2.0 HDI RHP(DW10TD) 12/03 ⇒ 12/05

VITARA II / III HDI RHP(DW10TD) 12/03 ⇒ 12/05

X-90 1.6 i 16V G16B 09/95 ⇒ 12/97

X-90 1.6 i 16V 4x4 G16B 09/95 ⇒ 12/97

7.6121



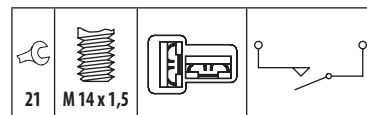
3

REVERSING LIGHT SWITCHES

Adatt./Suitable:

HOLDEN

3761080023

SUZUKI37610-79502
37610-79502-000
37610-80023
37610-80023-000**HOLDEN**

DROVER QB 1.3 G13A 02/85 ⇒ 12/87

SCURRY NB 1.0 F10A 10/85 ⇒ 05/86

SUZUKI

SJ 410 1.0 F10A 09/81 ⇒ 07/91

SK410 -- 01/86 ⇒

SUPER CARRY 1.0 F10A, 8140.07.2700 10/85 ⇒ 03/99

7.6124



1

REVERSING LIGHT SWITCHES

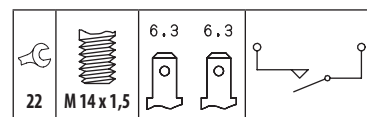
Adatt./Suitable:

FIAT

4173783

IVECO

4173783

**IVECO**

DAILY I 30-8 8140.61.200 01/78 ⇒ 12/89

DAILY I 35-10 8140.21.200 01/85 ⇒ 12/89

DAILY I 35-8 8140.61.200 01/78 ⇒ 12/89

DAILY II 30-10 8140.23 01/97 ⇒ 05/99

DAILY II 30-10 C 8140.23 01/97 ⇒ 05/99

DAILY II 30-8 8140.07.2700, 8140.23 01/89 ⇒ 05/99

DAILY II 30-8 V 8140.63 09/98 ⇒ 05/99

DAILY II 35-10 8140.23, 8140.07.2700 01/89 ⇒ 05/99

DAILY II 35-10 K 8140.23 01/97 ⇒ 05/99

DAILY II 35-12 8140.43. 05/96 ⇒ 05/99

DAILY II 35-12 K 8140.43. 09/96 ⇒ 08/98

DAILY II 35-8 8140.07.2700, AER 01/89 ⇒ 05/99

DAILY II 35-8 K 8140.63 09/98 ⇒ 05/99

7.6125



1

REVERSING LIGHT SWITCHES

Adatt./Suitable:

- ROVER
UMB10003
SEAT
020 945 415 A
SKODA
002 945 415 A
002 945 415 B
005 566 119
VW
002 945 415 A
002 945 415 B
020 945 415 A

MARKET DIFFUSION: MEDIUM

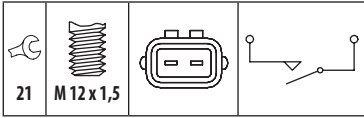


Table listing compatible car models and their corresponding light switch part numbers and dates for ROVER, SEAT, and VW.

Main table listing car models under SEAT, SKODA, and VOLKSWAGEN (BR) categories, with columns for part number, date, and compatibility.

Table listing car models under VW category, with columns for part number, date, and compatibility.

7.6126



1

REVERSING LIGHT SWITCHES

Adatt./Suitable:

- SEAT
084 945 415
VW
084 945 415

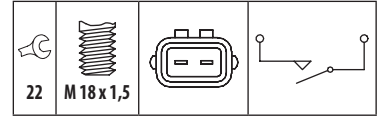


Table listing compatible car models and their corresponding light switch part numbers and dates for SEAT and VW.

VW			
CADDY II 75 1.6	1F, ABD	11/95 ⇒ 05/97	
GOLF III 1.4	ABD, AAK	10/91 ⇒ 04/99	
POLO II 1.0	AAK, AAK	10/81 ⇒ 09/94	
POLO II 1.0 Cat	AAK, 3F	08/89 ⇒ 09/94	
POLO II 1.1	HB	10/81 ⇒ 09/89	
POLO II 1.3	3F, 2G	10/81 ⇒ 09/94	
POLO II 1.3 Cat	2G, AEX	07/87 ⇒ 09/94	
POLO II 1.3 D	MN	08/86 ⇒ 08/90	
POLO II 1.3 G40	PY	01/87 ⇒ 08/90	
POLO III 1.4	AEX, AFH	05/96 ⇒ 07/02	
POLO III 1.4 16V	AFH, AFH	10/99 ⇒ 09/01	
POLO III 1.4 TDI	AMF	10/99 ⇒ 09/01	
POLO III 1.6	1F	05/96 ⇒ 08/00	
POLO III 100 1.4 16V	AFH, AEX	04/96 ⇒ 10/99	
POLO III 55 1.4	AEX, AEX	08/95 ⇒ 10/99	
POLO III 60 1.4	AEX, AEA	07/95 ⇒ 09/01	
POLO III 75 1.6	1F	11/95 ⇒ 09/97	
VENTO 1.4	ABD	11/91 ⇒ 09/98	
VENTO 1.6	AEA, 2E	09/92 ⇒ 09/98	
VENTO 1.8	ADZ	11/91 ⇒ 09/98	
VENTO 1.9 SDI	AEY	04/97 ⇒ 09/98	
VENTO 1.9 TDI	1Z	09/93 ⇒ 09/98	
VENTO 2.0	2E, 4255L1RR	11/91 ⇒ 09/98	

MERCEDES-BENZ			
T1 210 D 2.8	OM602.940	10/88 ⇒ 02/96	
T1 210 D 2.9	OM602.940	11/88 ⇒ 02/96	
T1 307 D 2.4	OM616.939	06/82 ⇒ 01/90	
T1 308 D 2.3	OM601.940, M102.942	11/88 ⇒ 02/96	
T1 309 D 3.0	OM617.913	10/82 ⇒ 01/90	
T1 310 2.3	M102.942, OM602.940	08/82 ⇒ 02/96	
T1 310 D 2.9	OM602.940, OM616.913	06/89 ⇒ 02/96	
T1 407 D 2.4	OM616.913, M102.942	07/81 ⇒ 01/89	
T1 408 D 2.3	OM601.940	11/88 ⇒ 06/95	
T1 409 D 3.0	OM617.913	04/82 ⇒ 01/89	
T1 410 2.3	M102.942, N47D20A	08/82 ⇒ 06/95	
T1 410 D 2.9	OM602.940	11/88 ⇒ 06/95	

BMW			
2 228 i	N20B20A	07/14 ⇒	
2 M 235 i	N55B30A	10/13 ⇒	
3 I 316 i	M40B16(164E1), M40B18(184E1)	09/87 ⇒ 06/94	
3 II 318 i	M40B18(184E1), M40B16(164E1)	09/87 ⇒ 06/94	
3 III 316 g	M43B16(164E2)	03/94 ⇒ 08/00	
3 III 316 i	M40B16(164E1), M40B18(184E1)	09/90 ⇒ 08/00	
3 III 318 i	M40B18(184E1), M42B18(184S1)	12/90 ⇒ 10/99	
3 III 318 is	M42B18(184S1), M42B18(184S1)	03/92 ⇒ 04/99	
3 III 318 tds	M41D17(174T1)	03/94 ⇒ 05/01	
3 III 318 ti	M42B18(184S1), M50B20(206S1)	11/94 ⇒ 08/95	
3 III 320 i	M50B20(206S1), M52B25(256S3)	09/90 ⇒ 10/99	
3 III 323 i	M52B25(256S3)	03/95 ⇒ 10/99	
3 III 323 i 2.5	M52B25(256S3)	03/95 ⇒ 02/98	
3 III 323 ti	M52B25(256S3), M50B25(256S1)	08/97 ⇒ 08/00	
3 III 325 i	M50B25(256S1), S50B30(306S1)	09/90 ⇒ 04/99	
3 III 325 tds	M51D25(256T1)	05/93 ⇒ 02/98	
3 III 328 i	M52B28(286S1)	08/94 ⇒ 12/99	
3 III M3 3.0	S50B30(306S1), M43B16(164E3)	10/92 ⇒ 10/95	
3 III M3 3.2	S50B32(326S1)	09/95 ⇒ 04/99	
3 IV 316 Ci	M43B16(164E3), M43B16(164E3)	04/00 ⇒	
3 IV 316 i	M43B16(164E3), N40B16A	04/00 ⇒ 02/05	
3 IV 316 ti	N40B16A, M43B19(194E1)	06/01 ⇒ 02/05	
3 IV 316i Coupe	M43164E3	04/99 ⇒ 02/02	
3 IV 318 Ci	M43B19(194E1), M47D20(204D1)	12/00 ⇒ 12/07	
3 IV 318 d	M47D20(204D1), M43B19(194E1)	09/01 ⇒ 02/05	
3 IV 318 i	M43B19(194E1), M47D20(204D4)	09/01 ⇒ 02/05	
3 IV 318 td	M47D20(204D4), N42B20A	03/03 ⇒ 02/05	
3 IV 318 ti	N42B20A, M47D20(204D4)	03/01 ⇒ 12/04	
3 IV 320 Cd	M47D20(204D4), M52B20(206S4)	11/03 ⇒ 12/07	
3 IV 320 Ci	M52B20(206S4), M47D20(204D1)	01/00 ⇒ 12/07	
3 IV 320 d	M47D20(204D1), M52B20(206S4)	03/00 ⇒ 02/05	
3 IV 320 i	M52B20(206S4), M47D20(204D4)	09/00 ⇒ 02/05	
3 IV 320 td	M47D20(204D4), M52B25(256S4)	09/01 ⇒ 02/05	
3 IV 320d	M47D204D1	02/98 ⇒ 06/01	
3 IV 320i	M52B206S4	02/98 ⇒ 07/00	
3 IV 320i Touring	N43B20A	06/07 ⇒ 10/12	
3 IV 323 Ci	M52B25(256S4), (-246S3)	04/99 ⇒ 09/00	
3 IV 323 i	(-246S3), M54B25(256S5)	03/98 ⇒ 12/03	
3 IV 323i	M52B256S4	02/98 ⇒ 07/00	
3 IV 325 Ci	M54B25(256S5), (-246S4)	09/00 ⇒	
3 IV 325 i	(-246S4), M54B25(256S5)	09/00 ⇒	
3 IV 325 ti	M54B25(256S5), M54B25(256S5)	06/01 ⇒ 02/05	
3 IV 325 xi	M54B25(256S5), M52B28(286S2)	09/00 ⇒ 02/05	
3 IV 328 Ci	M52B28(286S2), M52B28(286S2)	04/99 ⇒ 06/00	
3 IV 328 i	M52B28(286S2), M57D30(306D2)	02/98 ⇒ 06/00	
3 IV 330 Cd	M57D30(306D2), M54B30(306S3)	03/03 ⇒ 12/07	
3 IV 330 Ci	M54B30(306S3), M57D30(306D1)	06/00 ⇒ 12/07	
3 IV 330 d	M57D30(306D1), M54B30(306S3)	03/03 ⇒ 02/05	
3 IV 330 i	M54B30(306S3), M57D30(306D1)	06/00 ⇒ 04/05	
3 IV 330 xd	M57D30(306D1), M54B30(306S3)	01/00 ⇒ 05/05	
3 IV 330 xi	M54B30(306S3), S54B32(326S4)	06/00 ⇒ 07/06	
3 IV 330i Coupe Xi [ExtraEU]	N52B30A	09/06 ⇒ 09/08	
3 IV M3	S54B32(326S4), S54B32(326S4)	06/00 ⇒ 07/06	
3 IV M3 3.2	S54B32(326S4), N43B16A	04/01 ⇒ 12/07	
3 V 316 d	N47D20C	07/09 ⇒ 06/12	
3 V 316 i	N43B16A, M47D20(204D4)	09/05 ⇒ 12/13	
3 V 318 d	M47D20(204D4), N43B20A	03/05 ⇒ 06/12	
3 V 318 i	N43B20A, M47D20(204D4)	03/05 ⇒ 12/13	
3 V 320 d	M47D20(204D4), N47D20C	12/04 ⇒ 12/13	
3 V 320 d xDrive	N47D20C, N43B20A	02/08 ⇒ 06/13	
3 V 320 i	N43B20A, --	06/04 ⇒ 12/13	
3 V 320 si	N45B20A	09/05 ⇒ 08/06	

7.6131



REVERSING LIGHT SWITCHES

Adatt./Suitable:

- BMW**
- 12 21 7 06
- 23 14 0 409 754
- 23 14 1 221 706
- 23 14 1 434 584
- 23 14 7 506 637
- 23 14 7 524 811
- 23140396403
- 7 506 637
- 7 524 811

JAGUAR

- XR8 37704
- XR8 6412

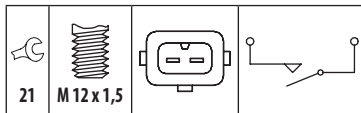
MINI

- 23 14 0 396 403
- 23 14 0 409 754
- 23 14 7 506 637
- 23 14 7 524 811
- 23141221706
- 23141434584
- 7 524 811

PORSCHE

- 991 613 189 01

MARKET DIFFUSION: HIGH



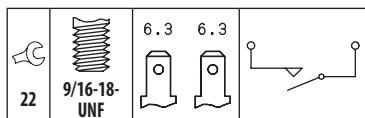
7.6127



REVERSING LIGHT SWITCHES

Adatt./Suitable:

- CHRYSLER**
- 43 73 814
- ROVER**
- UMB10002



CHRYSLER			
VOYAGER II 2.5 TD	ENC	01/95 ⇒ 03/01	
VOYAGER II 2.5 TDi AWD	ENC	10/95 ⇒ 03/01	

ROVER			
800 825 D/SD	4255L1RR, 4255L1RR	01/90 ⇒ 02/99	
800 825 SD	4255L1RR, OM616.937	09/93 ⇒ 02/99	

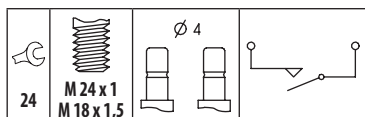
7.6128



REVERSING LIGHT SWITCHES

Adatt./Suitable:

- MERCEDES-BENZ**
- A 000 545 50 11



MERCEDES-BENZ			
T1 207 D 2.4	OM616.937, OM601.940	06/82 ⇒ 01/90	
T1 208 D 2.3	OM601.940, M102.942	10/88 ⇒ 02/96	
T1 209 D 2.9	OM617.913	12/82 ⇒ 01/90	
T1 210 2.3	M102.942, OM601.940	04/77 ⇒ 02/96	

BMW			
3 V 320 xd	→, N52B25A	03/07 →	
3 V 323 i	N52B25A, M57D30(306D3), N52B25A	09/05 →	
3 V 325 d	M57D30(306D3), N52B25A	09/06 → 12/13	
3 V 325 i	N52B25A, N52B25A	12/04 →	
3 V 325 i xDrive	N52B25A, N52B25A	09/08 → 12/13	
3 V 325 xi	N52B25A, N51B30A	01/05 →	
3 V 328 i	N51B30A, N51B30A	07/05 →	
3 V 328 xi	N51B30A, M57D30(306D3)	09/06 →	
3 V 330 d	M57D30(306D3), N52B30A	12/04 → 12/13	
3 V 330 d xDrive	N57D30A	09/08 → 06/13	
3 V 330 i	N52B30A, M57D30(306D3)	12/04 → 12/13	
3 V 330 i xDrive	N53B30A	09/07 → 06/13	
3 V 330 xd	M57D30(306D3), N52B30A	09/05 → 06/12	
3 V 330 xi	N52B30A, N54B30A	09/05 → 12/13	
3 V 335 i	N54B30A, N54B30A	11/05 → 10/13	
3 V 335 i xDrive	N54B30A, N54B30A	05/08 → 12/13	
3 V 335 xi	N54B30A, B47D20A	09/06 → 02/10	
3 V M	S65B40A	03/07 → 12/13	
3 V M3	S65B40A	03/07 → 10/13	
3 VI 316 d	B47D20A, B47D20A	05/11 →	
3 VI 316 i	N13B16A	03/12 → 08/16	
3 VI 318 d	B47D20A, B47D20A	05/11 →	
3 VI 318 d xDrive	B47D20A, B47D20A	11/12 →	
3 VI 320 d	B47D20A, B47D20A	03/11 →	
3 VI 320 d xDrive	B47D20A, N13B16A	05/11 →	
3 VI 320 i	N13B16A, N20B20A	04/11 →	
3 VI 320 i xDrive	N20B20A, N47D20D	05/11 → 06/16	
3 VI 325 d	N47D20D, N20B20A	07/12 →	
3 VI 328 i	N20B20A, N55B30A	04/11 → 07/16	
3 VI 328 i xDrive	N20B20A	05/11 → 07/16	
3 VI 335 i	N55B30A, N55B30A	04/11 →	
3 VI 335 i xDrive	N55B30A, B47D20A	04/11 →	
4 418 d	B47D20A, B47D20A	03/14 →	
4 420 d	B47D20A, B47D20A	07/13 →	
4 420 d xDrive	B47D20A, N20B20A	11/13 →	
4 420 i	N20B20A, N20B20A	11/13 →	
4 420 i xDrive	N20B20A, N20B20A	11/13 →	
4 425 d	N47D20D	01/14 →	
4 428 i	N20B20A, M40B18(184E1)	07/13 →	
4 428 i xDrive	N20B20A	07/13 →	
4 435 i	N55B30A	07/13 →	
4 435 i xDrive	N55B30A	07/13 →	
5 III 518 g	M43B18(184E2)	11/95 → 06/96	
5 III 518 i	M40B18(184E1), M50B20(20651)	08/89 → 01/97	
5 III 520 i	M50B20(20651), M50B20(20651)	11/91 → 01/97	
5 III 520 i 24V	M50B20(20651), M50B25(25651)	09/89 → 09/95	
5 III 524 td	M21D24(246TB)	03/88 → 09/95	
5 III 525 i	M50B25(25651), M50B25(25651)	11/91 → 01/97	
5 III 525 i 24V	M50B25(25652)	09/89 → 12/95	
5 III 525 ix	M50B25(25651)	02/92 → 01/97	
5 III 525 iX 24V	M50B25(25651), S38B36(36651)	10/91 → 09/95	
5 III 525 td	M51D25(256T1)	03/93 → 01/97	
5 III 525 tds	M51D25(256T1)	09/91 → 01/97	
5 III 530 i V8	M60B30(30851)	09/92 → 01/97	
5 III 535 i	M30B34(346KB)	01/88 → 09/95	
5 III 540 i	M60B40(40851)	09/93 → 01/97	
5 III 540 i V8	M60B40(40851)	09/92 → 09/95	
5 III M5	S38B36(36651), M52B20(20653)	10/88 → 01/97	
5 III M5 Cat	S38B36(36651)	10/88 → 05/92	
5 IV 520 d	M47D20(204D1)	02/00 → 09/03	
5 IV 520 i	M52B20(20653), M52B25(25653)	09/00 → 12/03	
5 IV 523 i	M52B25(25653), M54B25(25655)	11/95 → 09/00	
5 IV 525 d	M57D25(256D1)	02/00 → 05/04	
5 IV 525 i	M54B25(25655), M51D25(256T1)	09/00 → 05/04	
5 IV 525 td	M51D256T1	01/97 → 06/03	
5 IV 525 tds	M51D25(256T1), M52B28(28651)	01/96 → 05/04	
5 IV 528 i	M52B28(28651), M52B28651	11/95 → 09/00	
5 IV 528i Touring	M52B28651, M57D30(306D1)	02/97 → 07/00	
5 IV 530 d	M57D30(306D1), M54B30(30653)	08/98 → 05/04	
5 IV 530 i	M54B30(30653), M62B35(35851)	09/00 → 05/04	
5 IV 535 i	M62B35(35851), M62B44(44851)	04/96 → 03/99	
5 IV 540 i	M62B44(44851), S62B50(50851)	04/96 → 05/04	

BMW			
5 IV M5	S62B50(50851), M47D20(204D4)	10/98 → 06/03	
5 V 520 d	M47D20(204D4), M5422651	02/05 → 05/10	
5 V 520 i	M5422651, N52B25A	07/03 →	
5 V 523 i	N52B25A, M57D25(256D1)	10/04 →	
5 V 525 d	M57D25(256D1), M57D30(306D3)	03/04 →	
5 V 525 d xDrive	M57D30(306D3), M54B25(25655)	09/07 → 05/10	
5 V 525 i	M54B25(25655), M57D30(306D3)	09/03 →	
5 V 525 i xDrive	N53B30A	09/08 → 12/10	
5 V 525 xd	M57D30(306D3), N52B25A	11/06 → 09/08	
5 V 525 xi	N52B25A, M57D30(306D2)	07/05 →	
5 V 528 i	N52B30A	09/08 → 12/09	
5 V 528 xi	N52B30A	03/07 →	
5 V 530 d	M57D30(306D2), M57D30(306D3)	09/02 → 05/10	
5 V 530 d xDrive	M57D30(306D3), M5430653	09/07 → 05/10	
5 V 530 i	M5430653, M57D30(306D3)	12/01 →	
5 V 530 i xDrive	N53B30A	09/08 → 05/10	
5 V 530 xd	M57D30(306D3), N52B30A	02/05 → 08/07	
5 V 530 xi	N52B30A, N62B48A	09/04 → 05/10	
5 V 535 i	N54B30A	04/06 → 12/09	
5 V 535xi	N54B30A	03/07 →	
5 V 540 i	N62B40A	09/05 → 02/10	
5 V 545 i	N62B44A	09/03 → 12/10	
5 V 550 i	N62B48A, N47D20C	07/05 → 12/10	
5 V M5	S85B50A	09/04 → 12/10	
5 VI 518 d	N47D20C, B47D20A	10/12 →	
5 VI 520 d	B47D20A, N20B20A	01/09 →	
5 VI 520 i	N20B20A, N53B30A	10/10 →	
5 VI 520Li [CHN]	N20B20D	01/11 →	
5 VI 523 i	N53B30A, N47D20D	06/09 → 08/11	
5 VI 525 d	N47D20D, N20B20A	11/09 →	
5 VI 525 d xDrive	N47D20D	01/11 →	
5 VI 528 i	N20B20A, N57D30A	01/09 →	
5 VI 530 d	N57D30A, N55B30A	01/09 →	
5 VI 530 i	N53B30A	05/11 → 06/13	
5 VI 535 i	N55B30A, N55B30A	01/09 →	
5 VI 535 i xDrive	N55B30A, N52B30A	03/10 →	
5 VI 550 i	N63B44A	01/09 → 06/13	
5 VI M5	S63B44B	10/10 → 10/16	
5 VI M5 Competition	S63B44B	02/13 → 10/16	
5 VI M5 Edition 30	S63B44B	07/14 → 10/16	
6 II 630 i	N52B30A, N63B44A	02/04 → 07/10	
6 II 645 Ci	N62B44A	01/04 → 08/05	
6 II 650 i	N62B48B	07/05 → 07/10	
6 II M	S85B50A	09/05 → 07/10	
6 III 650 i	N63B44A, S63B44B	11/10 →	
6 III M6	S63B44B, M30B30(306EA), M30B34(346KB)	02/14 →	
7 II 730 i,iL	M30B30(306EA), M30B34(346KB)	12/86 → 09/94	
7 II 730 i,iL V8	M60B30(30851)	04/92 → 09/94	
7 II 735 i,iL	M30B34(346KB), M52B28(28651)	09/86 → 09/92	
7 III 725 tds	M51D25(256T1)	04/96 → 11/01	
7 III 728 i, iL	M52B28(28651), M60B40(40851)	08/95 → 11/01	
7 III 728i X	M52B28(28651)	11/95 → 09/01	
7 III 730 i, iL	M60B30(30851)	10/94 → 11/01	
7 III 735 i, iL	M62B35(35851)	01/96 → 12/98	
7 III 740 i, iL	M60B40(40851), N47D20C	10/94 → 11/01	
8 840 Ci	M62B44(44851)	01/96 → 12/99	
8 840 i	M60B40(40851)	02/93 → 02/96	
8 850 CSI	S70B56(56121)	11/92 → 12/96	
8 850 i,Ci	M70B50(5012A)	04/90 → 10/94	
X1 sDrive 16 d	N47D20C	04/12 → 06/15	
X1 sDrive 16 i	N20B16A	03/13 → 06/15	
X1 sDrive 18 d	N47D20C, N46B20B	03/09 → 06/15	
X1 sDrive 18 i	N46B20B, N47D20C	03/09 → 06/15	
X1 sDrive 18 i [CHN]	N20B20C	01/13 →	
X1 sDrive 20 d	N47D20C, N47D20C	10/09 → 06/15	
X1 sDrive 20 i	N20B20A	09/11 → 06/15	
X1 xDrive 18 d	N47D20C, N47D20C	03/09 → 06/15	
X1 xDrive 20 d	N47D20C, N47D20C	10/09 → 06/15	
X1 xDrive 20 i	N20B20A	09/11 → 06/15	
X1 xDrive 23 d	N47D20C, M47D20(204D4)	10/09 → 06/15	
X1 xDrive 25 d	N47D20D	10/09 → 06/15	
X1 xDrive 28 i	N20B20A	04/11 → 06/15	
X1 xDrive 28 i Flex	N20B20A	04/11 → 06/15	
X3 I 2.0 d	M47D20(204D4), M54B25(25655)	11/03 → 03/09	
X3 I 2.0 i	N46B20B	07/05 → 08/08	

BMW			
X3 I 2.5 i	M54B25(25655), N52B25A	01/04 → 08/06	
X3 I 2.5 si	N52B25A, N52B25A	08/06 → 08/08	
X3 I 2.5 si xDrive	N52B25A, M57D30(306D2)	08/06 → 08/08	
X3 I 3.0 d	M57D30(306D2), M54B30(30653)	01/04 → 08/08	
X3 I 3.0 i xDrive	M54B30(30653), N52B30A	01/04 → 08/06	
X3 I 3.0 si	N52B30A, N47D20C	09/06 → 08/08	
X3 I xDrive 18 d	N47D20C, N52B25A	09/08 → 12/11	
X3 I xDrive 2.5si	N52B25BF	09/06 →	
X3 I xDrive 20 d	N47D20C	09/07 → 08/10	
X3 I xDrive 20 i	N46B20B	09/08 → 08/11	
X3 I xDrive 25 i	N52B25A, M57D30(306D3)	09/08 → 08/10	
X3 I xDrive 3.0si	N52B30B	09/06 →	
X3 I xDrive 30 d	M57D30(306D3), N52B30A	09/08 → 08/10	
X3 I xDrive 30 i	N52B30A, M57D30(306D1)	09/08 → 12/11	
X3 II sDrive 18 d	N47D20C	08/11 →	
X3 II xDrive 20 d	N47D20C	09/10 →	
X3 II xDrive 20 i	N20B20A	09/11 →	
X3 II xDrive 28 i	N20B20A	08/11 →	
X5 I 3.0 d	M57D30(306D1), M54B30(30653)	05/01 → 12/06	
X5 I 3.0 i	M54B30(30653), S50B32651	05/00 → 12/06	
Z SERIES 3.2	S50B32651, M43B18(184E2)	04/97 → 06/01	
Z SERIES Z4 sDrive 35i Cabrio [ExtraEU]	N54B30A	01/09 →	
Z3 1.8 i	M43B18(184E2), M43B19(194E1)	10/95 → 10/98	
Z3 1.9 i	M43B19(194E1), M52B20(20654)	10/95 → 03/99	
Z3 2.0 i	M52B20(20654), M54B22(22651)	04/99 → 01/03	
Z3 2.2 i	M54B22(22651), M52B28(28651)	08/00 → 01/03	
Z3 2.8 i	M52B28(28651), M54B30(30653)	01/96 → 07/00	
Z3 3.0 i	M54B30(30653), S50B32(32651)	06/00 → 06/03	
Z3 M	S50B32(32651), S50B32(32651)	06/01 → 06/03	
Z3 M 3.2	S50B32(32651), N46B20A	06/01 → 01/03	
Z4 I 2.0 i	N46B20A, M54B22(22651)	03/05 → 02/09	
Z4 I 2.2 i	M54B22(22651), M54B25(25655)	10/03 → 10/05	
Z4 I 2.5 i	M54B25(25655), N52B25A	02/03 →	
Z4 I 2.5 si	N52B25A, M54B30(30653)	09/05 →	
Z4 I 3.0 i	M54B30(30653), N52B30A	02/03 →	
Z4 I 3.0 si	N52B30A, S54B32(32654)	01/06 →	
Z4 I M	S54B32(32654), N52B25A	03/06 → 02/09	
Z4 II sDrive 18 i	N20B20A	04/13 →	
Z4 II sDrive 20 i	N20B20A	09/11 →	
Z4 II sDrive 23 i	N52B25A, N52B30A	05/09 →	
Z4 II sDrive 28 i	N20B20A	09/11 →	
Z4 II sDrive 30 i	N52B30A, N52B30B	05/09 →	
Z4 II sDrive 35 i	N54B30A	05/09 →	
Z4 II sDrive30i	N52B30B, S62B50(50851)	05/09 →	
Z8 4.9	S62B50(50851), AJ25	06/00 → 06/03	
JAGUAR			
S-TYPE 2.5 V6	AJ25, AJ-V6	04/02 → 10/07	
S-TYPE 2.7 D	AJD	06/04 → 10/07	
S-TYPE 3.0 V6	AJ-V6, AJ-V8	01/99 → 10/07	
S-TYPE 4.0 V8	AJ-V8, N47C20A	01/99 → 12/02	
S-TYPE 4.2 V8	AJ8FT	04/02 → 10/07	
MINI			
MINI I Cooper	W10B16A	07/04 → 11/07	
MINI II Cooper	N12B16A, N16B16A	09/06 → 10/16	
MINI II Cooper ALL4	N16B16A, 9HZ	11/12 → 10/16	
MINI II Cooper D	9HZ, N14B16A	11/06 → 10/16	
MINI II Cooper D ALL4	N47C16A	01/10 → 09/16	
MINI II Cooper S	N14B16A, N18B16A	10/06 → 10/16	
MINI II Cooper S ALL4	N18B16A, N14B16A	08/10 → 10/16	
MINI II Cooper S JCW	N18B16A	12/10 → 04/15	
MINI II Cooper S John Cooper Works	N14B16A, N14B16C	11/06 → 02/10	
MINI II Cooper SD	N47C20A	01/10 → 10/16	
MINI II Cooper SD ALL4	N47C20A	01/10 → 09/16	
MINI II John Cooper Works	N14B16C, N14B16C	11/07 → 09/16	
MINI II John Cooper Works ALL4	N18B16C	04/11 → 10/16	
MINI II John Cooper Works GP	N14B16C, N12B14A	09/12 → 11/13	
MINI II John Cooper Works ALL4	N18B16C	11/12 →	
MINI II One	N12B14A, 9HZ	11/06 → 09/16	
MINI II One D	9HZ, MDC.HA	06/09 → 10/16	
MINI II One LPG	N12B14A	03/09 → 03/10	

MINI			
MINI 1.6 S JCW Tuning-Kit	N18B16A	03/10	⇒ 12/15
MINI 2.0 Cooper SD	N47C20A	03/11	⇒ 10/16
MINI 2.0 Cooper SDX	N47C20A	03/11	⇒ 09/16
MINI 2.0 SD	N47C20A, N12B16A	03/11	⇒ 12/14

PORSCHE			
911 VI 3.0 Carrera	MDC.KA	11/15	⇒
911 VI 3.0 Carrera 4	MDC.KA	11/15	⇒
911 VI 3.0 Carrera 4 GTS	MDC.HA, MDC.HA	03/17	⇒
911 VI 3.0 Carrera 4S	MDC.HA	11/15	⇒
911 VI 3.0 Carrera GTS	MDC.HA, MA1.04	03/17	⇒
911 VI 3.0 Carrera S	MDC.HA	11/15	⇒
911 VI 3.0 Carrera T	MDC.KA	01/18	⇒
911 VI 3.4 Carrera	MA1.04, MA1.03	12/11	⇒
911 VI 3.4 Carrera 4	MA1.04	11/12	⇒
911 VI 3.8 Carrera 4S	MA1.03	11/12	⇒
911 VI 3.8 Carrera 4S / 4 GTS	MA1.03	11/12	⇒
911 VI 3.8 Carrera S	MA1.03, 1S	12/11	⇒
911 VI 3.8 Carrera S / GTS	MA1.03	07/12	⇒
911 VI 4.0 GT3 RS / R	MA1.76	04/15	⇒

7.6133

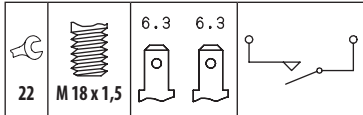


1

REVERSING LIGHT SWITCHES

Adatt./Suitable:

VW
004 941 521



VW			
LT 1.2.4	DL	12/82	⇒ 07/92
LT 1.2.4 4WD	DL	12/82	⇒ 07/92
LT 1.2.4 D	1S, 1G	01/79	⇒ 06/96
LT 1.2.4 D 4WD	DW	01/79	⇒ 03/86
LT 1.2.4 i	1E	08/89	⇒ 06/96
LT 1.2.4 TD	1G, F20A2	12/82	⇒ 06/96
LT 1.2.4 TD 4WD	DV	08/78	⇒ 07/92
LT 1.2.4 TD Syncro	ACL	08/92	⇒ 04/96

7.6135

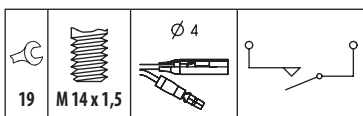


3

REVERSING LIGHT SWITCHES

Adatt./Suitable:

HONDA
35600-PK5-003
ROVER
UMB100040



HONDA			
ACCORD IV 1.8	--	01/90	⇒ 12/91
ACCORD IV 2.0 16V	F20A2, F20A4	01/90	⇒ 12/93
ACCORD IV 2.0 i 16V	F20A4, F22A3	01/90	⇒ 12/93
ACCORD IV 2.2	F22A6	05/92	⇒ 12/93
ACCORD IV 2.2 i 16V	F22A3, F22B1	01/90	⇒ 12/93

HONDA			
ACCORD V 1.8 16V	F18A3	01/94	⇒ 12/95
ACCORD V 1.9 i	F18A3	02/96	⇒ 10/98
ACCORD V 2.0	F20B3	09/93	⇒ 12/97
ACCORD V 2.0 i	F20Z2	03/93	⇒ 01/96
ACCORD V 2.0 i LS	F20Z1	02/96	⇒ 10/98
ACCORD V 2.0 i LS 16V	F20B3	09/93	⇒ 02/98
ACCORD V 2.0 i S	F20Z1	03/93	⇒ 01/96
ACCORD V 2.2	F22B1, F18B2	10/93	⇒ 12/97
ACCORD V 2.2 16V	F22Z1	01/96	⇒ 09/98
ACCORD V 2.2 i [USA]	--	01/94	⇒ 12/95
ACCORD V 2.2 i 16V	F22B4	08/95	⇒ 12/97
ACCORD V 2.2 i ES	F22B5	09/93	⇒ 02/98
ACCORD V 2.2 i VTEC	F22Z2	02/96	⇒ 10/98
ACCORD V 2.3 i SR	H23A3	03/93	⇒ 01/96
ACCORD VI 1.8 16V Vtec	F18B2, F18B2	04/99	⇒
ACCORD VI 1.8 i	F18B2, F20B5	10/98	⇒ 12/02
ACCORD VI 1.8 i 16V Vtec	F18B4	11/98	⇒ 12/99
ACCORD VI 2.0	F20B6	11/99	⇒ 12/02
ACCORD VI 2.0 16V Vtec	F20B6	04/99	⇒
ACCORD VI 2.0 i	F20B6	10/98	⇒ 01/01
ACCORD VI 2.0 i 16V	F20B5, H22A5	02/98	⇒ 06/03
ACCORD VI 2.2 Type-R	H22A7	02/99	⇒ 12/02
ACCORD VI 2.3	F23Z5	11/00	⇒ 06/03
ACCORD VI 2.3 i 16V Vtec	F23Z5	11/00	⇒
ACCORD VI 2.3 VTi	F23A3	02/98	⇒ 10/02
PRELUDE IV 2.0 i 16V	F20A4	02/92	⇒ 09/96
PRELUDE IV 2.2 i 16V Vtec	H22A2	02/93	⇒ 09/96
PRELUDE IV 2.3 i 16V	H23A2	02/92	⇒ 09/96
PRELUDE V 2.0 16V	F20A4	10/96	⇒ 10/00
PRELUDE V 2.2 16V	H22A5, H22A8	10/96	⇒ 10/00
PRELUDE V 2.2 i 16V	F22A2	10/96	⇒ 10/01
PRELUDE V 2.2 i 16V VTi-R	H22A8, GA16DE	10/98	⇒ 12/01
PRELUDE V 2.2 Si	F22Z6	03/97	⇒ 07/02

ROVER			
600 618 i/Si	F18A3	03/96	⇒ 02/99
600 620 i	F20Z2	08/93	⇒ 06/96
600 620 Si	F20Z1	08/93	⇒ 02/99
600 623 Si	H23A3	08/93	⇒ 06/99

7.6140

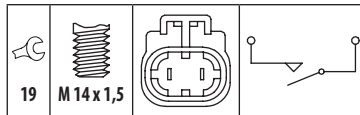


3

REVERSING LIGHT SWITCHES

Adatt./Suitable:

INFINITI
32005-70E00
NISSAN
32005-70E00
32005-70E10
32005-70E12
32005-70E20
32005-70E2A



INFINITI			
G20 2.0	SR20DE	01/90	⇒ 12/97

NISSAN			
100 NX 1.6	GA16DS	03/90	⇒ 10/94
100 NX 1.6 SR	GA16DE	09/93	⇒ 10/94
100 NX 2.0	SR20DE	10/90	⇒ 10/94
100 NX 2.0 GTi	SR20DE	03/91	⇒ 10/94
ALMERA I 1.6	GA16DE, GA16DE	07/95	⇒ 07/00
ALMERA I 1.6 SLX	GA16DE	09/95	⇒ 07/00
ALMERA I 1.6 SR,SLX	GA16DE	09/95	⇒ 03/00
ALMERA I 2.0 D	CD20	11/95	⇒ 07/00
ALMERA I 2.0 GTi	SR20DE	07/96	⇒ 03/00
NX1600 1.6i [USA]	GA16DE	01/90	⇒ 12/92
PRIMERA I 1.6	GA16DE, GA16DE	06/90	⇒ 01/96
PRIMERA I 1.6 i	GA16DE, GA16DE	07/90	⇒ 03/98
PRIMERA I 2.0	SR20DE	06/90	⇒ 04/93
PRIMERA I 2.0 16V	SR20DI	06/90	⇒ 01/96

NISSAN			
PRIMERA I 2.0 16V 4x4	SR20DI	04/91	⇒ 06/96
PRIMERA I 2.0 D	CD20	07/90	⇒ 01/96
PRIMERA I 2.0 GT	SR20DE	06/90	⇒ 01/96
PRIMERA I 2.0 GT 4x4	SR20DE	03/91	⇒ 04/93
PRIMERA I 2.0 i	SR20DE	07/90	⇒ 03/98
PRIMERA II 1.6	GA16DE	04/98	⇒ 12/01
PRIMERA II 1.6 16V	GA16DE, GA16DE	09/96	⇒ 07/02
PRIMERA II 1.6 LPG	GA16DE, GA16DE	09/96	⇒ 07/02
SENTRA III 1.6i [USA]	GA16DE	01/90	⇒ 12/92
SENTRA III 2.0i [USA]	SR20DE	01/90	⇒
SUNNY III 1.6 16V 4x4	GA16DS	11/90	⇒ 05/95
SUNNY III 1.6 i	GA16DE, GA16DE	10/90	⇒ 03/00
SUNNY III 1.6 i 16V	GA16DE	10/92	⇒ 05/95
SUNNY III 1.6 i 16V 4WD	GA16DE, 312A1.000	10/90	⇒ 06/95
SUNNY III 1.6 i 16V 4x4	GA16DE	10/92	⇒ 03/00
SUNNY III 2.0 D	CD20	10/90	⇒ 03/00
SUNNY III 2.0 GTi 16V	SR20DE	10/90	⇒ 05/95

7.6142



3

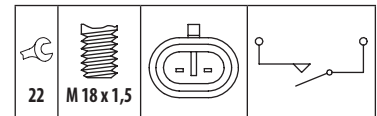
REVERSING LIGHT SWITCHES

Adatt./Suitable:

ABARTH
7686344
ALFA ROMEO
55203408
60811781
7686344
CHRYSLER
55203408
FIAT
46410524
55189236
55203408
7686344
FORD
1 541 096
9551-15520-AA
GENERAL MOTORS
55 203 408
LANCIA
46410524
55189236
55203408
7686344
OPEL
12 39 150
55203408
VAUXHALL
55203408

- ¹²⁶⁷ Seal coating on thread
- Rivestimento sigillante sulla filettatura
 - Revêtement de scellement sur le filetage
 - Beschichtungsmasse am Gewinde
 - Revestimiento impermeabilizante en la rosca

MARKET DIFFUSION: HIGH



ABARTH			
500 1.4	312A.000, 199B6.000	08/08	⇒
PUNTO EVO 1.4	955A8.000	10/09	⇒ 02/12

ALFA ROMEO			
145 1.4 i.e.	AR33501	07/94	⇒ 12/96
145 1.6 i.e.	AR33201	10/94	⇒ 12/96
145 1.7 i.e. 16V	AR33401	10/94	⇒ 12/96
146 1.4 i.e.	AR33501	12/94	⇒ 12/96
146 1.6 i.e.	AR33201	12/94	⇒ 12/96
146 1.7 i.e. 16V	AR33401	12/94	⇒ 12/96
MITO 0.9	199B6.000	12/13	⇒
MITO 0.9 TwinAir	199B6.000, 199A6.000	07/11	⇒
MITO 1.4	199A6.000, 940A2.000	08/08	⇒
MITO 1.4 MultiAir	940A2.000, 199B6.000	09/09	⇒
MITO 1.4 TB	955B1.000	12/13	⇒
MITO 1.4 Turbo MultiAir	955A8.000	10/09	⇒
MITO 1.6 JTDM	198A2.000	08/08	⇒

CHRYSLER			
YPSILON 0.9 Twinair	312A2.000	05/11	⇒
YPSILON 1.2	169A4.000	05/11	⇒

FIAT			
500 0.9	199B6.000, 199B6.000	07/10	⇒
500 1.2	169A4.000	10/07	⇒
500 1.2 LPG	169A4.000	01/09	⇒
500 1.3 D Multijet	169A1.000	10/07	⇒
500 1.4	169A3.000	10/07	⇒

FIAT		
500 C 0.9	199B6.000, 169A3.000	09/09 →
500 C 1.2	169A4.000	09/09 →
500 C 1.3 D Multijet	169A1.000	09/09 →
500 C 1.4	169A3.000, 199B6000CNG	09/09 →
500 MY12 0.9	--	01/12 →
500 MY12 1.2	--	01/12 →
500 MY12 1.4	--	01/12 →
500 MY15 0.9	--	01/15 →
500 MY15 1.2	--	01/15 →
500 MY15 1.2 LPG	--	01/15 →
500 MY15 1.4	--	01/15 →
500L 0.9	199B6.000	09/12 →
500L 0.9 Natural Power	199B6000CNG, 843A1.000	03/13 →
500L 1.4	843A1.000, 940C1.000	09/12 →
500L 1.4 LPG	940B7.000	02/14 →
500L 1.6 D Multijet	940C1.000, 182B2.000	09/13 →
BRAVA 1.2 16V	182B2.000	12/98 → 12/02
BRAVA 1.2 16V 80	182B2.000, 182B2.000	10/00 → 12/02
BRAVA 1.4	182A5.000	10/95 → 10/01
BRAVA 1.4 12V	182A3.000	10/95 → 08/98
BRAVO I 1.2 16V 80	182B2.000, 182A3.000	10/00 → 10/01
BRAVO I 1.4	182A3.000, --	10/95 → 10/01
BRAVO I 1.4 LPG	192B2.000	06/09 → 12/14
BRAVO I 1.6	182B6.000	09/00 → 10/01
BRAVO II 1.4	192B2.000	04/07 → 12/14
BRAVO II 1.4 16V	--, 198A1.000	04/07 →
BRAVO II 1.4 LPG	--	01/10 →
BRAVO II 1.4 T-Jet	198A1.000, 182B6.000	09/07 →
CINQUECENTO 1.1 Sporting	176B2.000	10/94 → 01/98
DOBLO I 1.4	350A1.000	10/05 →
DOBLO I 1.6	182B6.000	09/02 →
DOBLO I 1.6 16V	182B6.000	10/01 →
DOBLO I 1.6 Natural Power	182B6.000, 198A4.000	09/02 →
DOBLO II 1.4	198A4.000, 350A1.000	02/10 →
DOBLO II 1.4 Natural Power	198A4000CNG	02/10 →
FIORINO I 1.0 iE	156A2.246	11/92 → 04/96
FIORINO III 1.4	350A1.000	10/09 →
FIORINO III 1.4 Natural Power	350A1.000, 192B2.000	06/08 →
GRANDE PUNTO 1.4	350A1.000	02/06 → 06/13
GRANDE PUNTO 1.4 LPG	350A1.000	10/05 → 12/12
GRANDE PUNTO 1.4 Natural Power	350A1000CNG	03/09 → 12/12
IDEA 1.2	--	01/08 →
IDEA 1.2 16V	188A5.000	01/04 →
IDEA 1.4	192B2.000, --	12/03 →
IDEA 1.4 16V	--, 176A8.000	01/04 →
IDEA 1.4 LPG	350A1.000	10/04 → 12/12
LINEA 1.4	350A1.000	06/07 →
MAREA 1.2 16V	182B2.000	10/98 → 05/02
MAREA 1.4 80 12V	182A3.000	09/96 → 05/02
MAREA 1.6	182B6.000	09/00 → 08/02
PALIO 1.0 GLX	--	07/98 → 10/03
PALIO 1.1	187A1.000	06/06 →
PALIO 1.2	176A8.000, 178B2.000	07/01 →
PALIO 1.2 75	178B7.045	03/98 →
PALIO 1.2 MPI	178C4.066	01/02 →
PALIO 1.4	178B2.000, 178D2.011	07/97 →
PALIO 1.4 Cat	178B2.016	04/96 → 08/01
PALIO 1.6	178D2.011, 178B3.000	07/97 →
PALIO 1.6 16V	178B3.000, 350A1000CNG	02/01 →
PALIO 1.6 16V Sport	178E7.000	10/01 →
PALIO 1.7 D	176B3.000	01/98 →
PALIO 1.7 TD	176A3.000	06/05 →
PALIO 1.7 TD 70	176B7.000	04/99 →
PALIO 1.9 D	223A6.000	09/00 →
PANDA I 1.1	187A1.000	09/00 → 02/04
PANDA I 1.1 AWD	187A1.000	09/00 → 02/04
PANDA II 1.1	--	09/03 →
PANDA II 1.2	169A4.000, 169A4.000	09/03 →
PANDA II 1.2 4x4	169A4.000, 169A4.000	09/04 →
PANDA II 1.2 Bipower	188A4.000	09/04 → 12/11
PANDA II 1.2 Bi-Power / Natural Power	--	04/09 →
PANDA II 1.2 Euro 4	--	04/09 →
PANDA II 1.2 Euro 5	--	04/09 →
PANDA II 1.2 LPG	169A4.000, 188A4.000	04/09 →
PANDA II 1.2 Natural Power	188A4.000, --	01/07 → 12/11
PANDA II 1.3 D Multijet	--, 169A1.000	09/03 →
PANDA II 1.3 D Multijet 4x4	169A1.000, 350A1.000	10/04 →
PANDA II 1.3 JTD Multijet 4x4	169A1.000	09/10 → 08/13
PANDA II 1.4	--	10/06 →
PANDA II 1.4 16V	--	01/10 →
PANDA II 1.4 Natural Power	350A1.000, 312A2.000	10/09 →
PANDA III 0.9	312A2.000, 312A2.000	02/12 →
PANDA III 0.9 4x4	312A2.000, 312A2.000	09/12 →
PANDA III 0.9 Natural Power	312A2.000, 176A6.000	07/12 →

FIAT		
PANDA III 1.2	169A4.000	02/12 →
PANDA III 1.2 LPG	169A4.000	06/12 →
PANDA 1.2	169A4.000	01/12 → 08/13
PANDA 1.2 LPG	169A4.000	01/12 → 08/13
PANDA 1.3 JTD Multijet	169A5.000	01/12 → 08/13
PANDA 1.4 Natural Power	350A1000CNG, 169A4.000	01/12 → 08/13
PUNTO I 1.1	176B2.000	04/96 → 02/00
PUNTO I 1.2 16V	176B9.000	04/97 → 09/99
PUNTO I 1.6	176A9.000	01/94 → 04/97
PUNTO I 1.7 D	176B3.000	04/94 → 02/00
PUNTO I 55 1.1	176A6.000, 176A7.000	09/93 → 09/99
PUNTO I 60 1.2	176A7.000, 199A6.000	09/93 → 06/00
PUNTO I 75 1.2	176A8.000	10/93 → 09/99
PUNTO I 85 16V 1.2	176B9.000	04/97 → 06/00
PUNTO I 90 1.6	176A9.000	04/94 → 04/97
PUNTO II 1.2	188A4.000	06/03 →
PUNTO II 1.2 16V	188A5.000	06/03 →
PUNTO II 1.2 16V 80	188A5.000	09/99 → 12/06
PUNTO II 1.2 60	188A4.000	09/99 → 12/10
PUNTO II 1.2 Bifuel	188A4.000	08/07 → 03/12
PUNTO II 1.2 Natural Power	188A4.000	09/03 → 03/12
PUNTO II 1.4	199A6.000, 169A4.000	09/03 →
PUNTO III EVO 1.2	169A4.000, 199A7.000	10/09 → 02/12
PUNTO III EVO 1.4	199A7.000, 955A2.000	03/09 →
PUNTO III EVO 1.4 16V	955A2.000, 350A1.000	10/09 → 02/12
PUNTO III EVO 1.4 LPG	350A1.000	06/09 → 02/12
PUNTO III EVO 1.4 Natural Power	350A1.000, 350A1.000	10/09 → 02/12
PUNTO III / GRANDE PUNTO 1.2	169A4.000, 199A7.000	10/05 →
PUNTO III / GRANDE PUNTO 1.2 Actual	--	09/09 →
PUNTO III / GRANDE PUNTO 1.2 LPG	199A4.000	07/08 →
PUNTO III / GRANDE PUNTO 1.3 JTD Actual	--	09/09 →
PUNTO III / GRANDE PUNTO 1.4	199A7.000, 350A1.000	06/05 → 12/15
PUNTO III / GRANDE PUNTO 1.4 16V	199A6.000	10/05 →
PUNTO III / GRANDE PUNTO 1.4 Actual	--	09/09 →
PUNTO III / GRANDE PUNTO 1.4 Natural Power	350A1.000, 199B6.000	07/08 →
PUNTO III 0.9	199B6.000, 169A4.000	07/13 →
PUNTO III 0.9 Bifuel	312A2.000	03/12 →
PUNTO III 0.9 Twinair Turbo	312A2.000	03/12 →
PUNTO III 1.2	169A4.000, 199B1.000	03/12 →
PUNTO III 1.3 D Multijet	199B1.000, 199A7.000	03/12 →
PUNTO III 1.4	199A7.000, 350A1.000	04/08 →
PUNTO III 1.4 Bifuel	350A1.000	03/12 →
PUNTO III 1.4 LPG	350A1.000	03/09 →
PUNTO III 1.4 Multi Air	955A6.000	03/12 →
PUNTO III 1.4 Natural Power	350A1.000, 169A4.000	03/09 →
PUNTO III 1.4 Turbo Multi Air	955A2.000	03/12 →
PUNTO 1.4 LPG	350A1.000	03/09 → 02/12
PUNTO 1.4 Natural Power	350A1000CNG	03/09 → 02/12
QUBO 1.4	350A1.000	10/09 →
QUBO 1.4 Natural Power	350A1.000, 176B2.000	10/09 →
SEICENTO / 600 1.1	176B2.000, 178B5.000	01/98 → 01/10
SIENA 1.2	178B5.000, --	01/98 →
SIENA 1.4	--, 178B2.000	01/02 →
SIENA 1.4 Cat	178B2.000, 176B7.000	04/96 → 12/09
SIENA 1.6	182B6.000	11/00 → 12/09
SIENA 1.6 16V	178D2.011	03/99 →
SIENA 1.7 D	176A3.000	03/02 →
SIENA 1.7 D [MAR]	176B3.000	01/98 →
SIENA 1.7 TD	176A3.000	02/06 → 12/09
SIENA 1.7 TD [IND]	176B7.000, 192B2.000	04/99 →
SIENA 1.9 D	223A6.000	11/00 →
STILO 1.2 16V	188A5.000	02/02 → 11/06
STILO 1.4	843A1.000	01/04 → 08/08
STILO 1.4 16V	192B2.000, --	01/04 → 08/08
STRADA 1.2	178B7.045	01/05 →
STRADA 1.2 Trekking	--, 843A1.000	11/05 →
STRADA 1.6 MPI	178D2.011	07/05 →
STRADA 1.7 TD	176A3.000	10/06 → 12/08
TIPO II 1.4	843A1.000, 146C1.000	10/15 →
TIPO II 1.4 LPG	940B7.000	05/16 →
UNO 45 i.e. 1.0	156A2.246	04/84 → 10/95
UNO 50 1.1	156C.046	01/90 → 12/93
UNO 50 i.e. 1.1	146C3.000	06/92 → 12/93
UNO 70 i.e. 1.4	146C1.000, FP4	09/89 → 07/96
UNO 75 i.e. 1.5	149C1.000	10/85 → 12/93

FIAT (BR)

PALIO 1.0i	1.0Mpi	01/96 →
SIENA 1.0i	1.0Mpi	01/99 → 12/00

FORD		
KA II 1.2	FP4, BAAA	10/08 →
KA II 1.3 TDCi	BAAA, 192B2.000	10/08 →
LANCIA		
MUSA 1.4	192B2.000, 176B9.000	09/04 → 12/12
MUSA 1.4 16V	--	01/11 → 12/12
MUSA 1.4 8V	--	01/11 → 12/12
MUSA 1.4 LPG	350A1.000	09/09 → 12/12
Y 1.1 -/E	176B2.000	09/95 → 07/00
Y 1.2	176B9.000, 840A2.000	03/96 → 09/03
Y 1.2 16V	188A5.000	10/00 → 09/03
Y 1.4 12V	840A2.000, 169A4.000	03/96 → 09/03
Y10 1.1 Fire	176B2.000	01/95 → 12/95
Y10 1.1 Fire Trazione integrale	176B2.000	01/95 → 12/95
Y10 1.3 i.e.	146A5.046	02/89 → 12/95
YPSILON I 1.2	169A4.000, 312A2.000	10/03 → 12/11
YPSILON I 1.4	350A1.000	02/06 → 12/11
YPSILON I 1.4 16V	843A1.000	10/03 → 12/11
YPSILON I 1.4 LPG	350A1.000	11/10 → 12/11
YPSILON II 0.9 CNG	312A2.000, 312A2.000	05/11 →
YPSILON II 0.9 TwinAir	312A2.000, A14FC	05/11 →
YPSILON II 1.2	169A4.000	05/11 →
YPSILON II 1.2 Bi-fuel	169A4.000	05/11 →

OPEL

COMBO D 1.4	A14FC, AR67203	02/12 →
-------------	----------------	---------

VAUXHALL

COMBO D 1.4	A14FP	11/11 →
-------------	-------	---------

7.6143

04

REVERSING LIGHT SWITCHES

Adatt./Suitable:

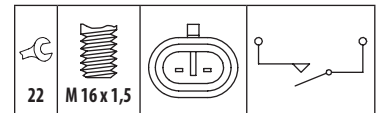
ALFA ROMEO

46421540
60808331
60812316

FIAT

46421540
7711531

LANCIA

46421540
7711531

ALFA ROMEO

155 2.0 16V Turbo Q4	AR67203, VM07B	01/92 → 12/97
155 2.5 TD	VM07B, AR67301	04/93 → 12/97
155 2.5 V6	AR67301, VM08B	03/92 → 12/97
164 2.0 T.S.	AR64103	09/92 → 09/98
164 2.0 V6 Turbo	AR64102	09/92 → 09/98
164 2.5 TD	VM08B, AR66301	09/92 → 09/98
164 3.0 24V	AR66301, AR64305	09/92 → 09/98
164 3.0 V6	AR64305, 154C3.000	09/92 → 09/98
164 3.0i 24V Super [BRA]	64306	09/92 → 10/98
GTV 2.0 V6 Turbo	AR16202	06/95 → 09/98
GTV 3.0 V6 24V	AR16102	10/96 → 10/00
SPIDER II 2.0	AR16202	05/98 → 04/05
SPIDER II 3.0 12V [BRA]	AR16199	09/95 → 08/97

FIAT

COUPE 2.0 16V Turbo	175A1.000	11/93 → 08/96
COUPE 2.0 20V Turbo	175A3.000	08/96 → 08/00
CROMA I 1900 Turbo D i.d.	154D1.000	11/92 → 12/96
CROMA I 2000 16V	154E1.000	08/92 → 08/96
CROMA I 2000 i.e.	154C3.000, 154A2.000	03/87 → 12/96
CROMA I 2000 i.e. 16V	154E1.027	03/95 → 12/96
CROMA I 2000 i.e. Turbo	154A2.000, 8144.91.2000	12/85 → 08/96
CROMA I 2500 TD	8144.91.2000, 175A4.000	12/85 → 08/96
CROMA I 2500 V6	834C.000	06/93 → 08/96
TEMPRA 2.0 i.e. 4x4	159A6.046	03/92 → 03/95

LANCIA

DEDRA 2.0 Integrale	836A3.000	07/94 → 07/99
DELTA II 2.0 16V Turbo	175A4.000, 834A4.000	06/93 → 08/99
KAPPA 2.0 16V Turbo	834A4.000, 838A1.000	02/95 → 10/01
KAPPA 2.0 20V	838A1.000, 838A2.000	10/94 → 10/01
KAPPA 2.4 20V	838A2.000, 838A3.000	08/94 → 10/01
KAPPA 2.4 JTD	838A8.000	03/98 → 05/01

LANCIA			
KAPPA 2.4 T.DS	838A3.000, B384	08/94 ⇒	10/01
KAPPA 3.0 24V	838B.000	08/94 ⇒	10/01
THEMA 2000 16V	834F1.000	05/92 ⇒	07/94
THEMA 2000 16V Turbo	834F2.000	10/92 ⇒	07/94
THEMA 2000 Turbo 16V	834F2.000	11/92 ⇒	07/94
THEMA 2500 Turbo DS	8144.97Y	05/92 ⇒	07/94
THEMA 3000 V6	834F.000	08/92 ⇒	07/94

7.6144

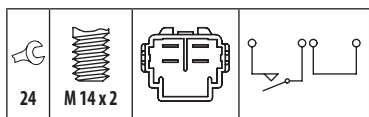


3,5

REVERSING LIGHT SWITCHES

Adatt./Suitable:

- MAZDA**
 F 522-17-640 B
 F 522-17-640 C
 F 523-17-640 B
 G 5F1-17-640 A
 G 5F1-17-640 B



MAZDA			
323 V 1.7 D	PN46	01/87 ⇒	03/93
323 VI 1.3 16V	B384, B383	06/89 ⇒	03/91
323 VI 1.7 D	PN54	04/91 ⇒	04/94
323 VI 1.8i 16v 4x4	BP51	06/89 ⇒	03/91
323 VI 1.8i 16v GRSi	BP22	06/89 ⇒	03/91
323 VI 1.8i 16v GT Formula 4	BP55	04/91 ⇒	04/94
323 VI 1.8i 16v GT-R Formula 4	BP5J	04/91 ⇒	04/94
323 VI 1.8i 16v Turbo 4x4	BP55	06/89 ⇒	03/91
323 VI C 1.6	B6E	09/89 ⇒	06/91
323 VI C 1.6 16V	B6	03/91 ⇒	10/94
323 VI F 1.6	B6E	09/89 ⇒	06/91
323 VI F 1.6 16V	B6	03/91 ⇒	10/94
323 VI F 1.8 16V	BP	08/89 ⇒	07/94
323 VI F 1.8 16V GT	BP(DOHC)	08/89 ⇒	07/94
323 VI F 1.8i 16v GRSi	BP31	06/89 ⇒	03/91
323 VI S 1.3	B383, B33L	09/89 ⇒	06/91
323 VI S 1.3 16V	B3(16V)	04/91 ⇒	07/94
323 VI S 1.6	B6E	09/89 ⇒	06/91
323 VI S 1.6 16V	B6	08/89 ⇒	10/96
323 VI S 1.7 D	PN46	08/89 ⇒	07/94
323 VI S 1.8 16V	BP52	08/89 ⇒	07/94
323 VI S 1.8 16V 4WD	BP52	09/91 ⇒	07/94
323 VI S 1.8 16V Turbo 4WD	BP Turbo	01/91 ⇒	07/94
323 VIII C 1.3 16V	B3(16V)	08/94 ⇒	09/98
323 VII C 1.5 16V	Z5-DE	08/94 ⇒	09/98
323 VII C 1.8 16V	BP-ZE	08/94 ⇒	09/98
323 VIII 1.5 16V	Z5-DE	07/94 ⇒	09/98
323 VII 1.8 16V	BP-ZE	08/94 ⇒	09/98
323 VII 2.0 24V	KF	08/94 ⇒	09/98
323 VIII P 1.3 16V	B3(16V)	10/96 ⇒	09/98
323 VIII P 1.5 16V	Z5-DE	10/96 ⇒	09/98
323 VIII P 2.0 D	RF1G	10/96 ⇒	09/98
323 VIII S 1.3 16V	B3(16V)	08/94 ⇒	09/98
323 VIII S 1.5 16V	Z5-DE	08/94 ⇒	09/98
323 VIII S 1.6 TD	4E1-T	05/94 ⇒	09/98
323 VIII S 1.8 16V	BP-ZE	08/94 ⇒	09/98
323 VIII S 2.0 D	RF1G	10/96 ⇒	09/98
626 V 2.0 i 4WD	FS	04/92 ⇒	04/97
DEMIO 1.3	B33L, B32L	05/98 ⇒	12/02
DEMIO 1.3 i 16V	B32L, B5E	08/98 ⇒	04/00
DEMIO 1.5 16V	B5E, B69	04/00 ⇒	07/03
MX-3 1.6 i	B69, K819	07/91 ⇒	10/97

MAZDA			
MX-3 1.8 i V6	K819, --	01/92 ⇒	10/97
PROTEGE 1.8i DOHC [USA]	--, B6(DOHC)	01/90 ⇒	
PROTEGE 1.8i OHC [USA]	--	01/90 ⇒	
XEDOS 6 1.6 16V	B6(DOHC), 4HA	08/92 ⇒	10/99

7.6147

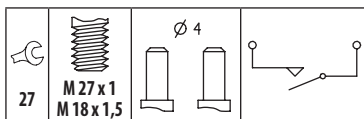


1

REVERSING LIGHT SWITCHES

Adatt./Suitable:

- FIAT**
 93155716
IVECO
 93155716
MERCEDES-BENZ
 A 001 545 34 14
 A 003 545 16 14



MERCEDES-BENZ			
SPRINTER I 308 D	OM601.943	03/97 ⇒	04/00
SPRINTER I 308 D 4x4	OM601.943	06/97 ⇒	12/99
SPRINTER I 308 D 2.3	OM601.943	11/96 ⇒	04/00
SPRINTER I 312 D 2.9	OM602.980	12/98 ⇒	09/01
SPRINTER I 408 D 4x4	OM601.943	06/97 ⇒	12/99
SPRINTER I 414	M111.979	02/96 ⇒	05/06
SPRINTER I 414 4x4	M111.979	05/97 ⇒	05/06

7.6149



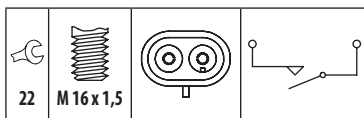
1

REVERSING LIGHT SWITCHES

Adatt./Suitable:

- FORD**
 6 178 267
 88VB-15520-AA
GENERAL MOTORS
 97 028 167
ISUZU
 8-97028-167-0

- 1267 Seal coating on thread**
- Rivestimento sigillante sulla filettatura
 - Revêtement de scellement sur le filetage
 - Beschichtungsmasse am Gewinde
 - Revestimiento impermeabilizante en la rosca



FORD			
TRANSIT II 1.6	LAC, N6TS	09/85 ⇒	09/92
TRANSIT II 2.0	N6TS, NAW	09/85 ⇒	03/00
TRANSIT II 2.0 Cat	N6T	11/85 ⇒	09/92
TRANSIT II 2.0 CNG	NSH	06/94 ⇒	03/00
TRANSIT II 2.0 EFI	--	08/91 ⇒	08/94
TRANSIT II 2.0 i	NCA	09/91 ⇒	07/94
TRANSIT II 2.0 L	NAW, 4AB	10/85 ⇒	03/91
TRANSIT II 2.5 D	4AB, --	12/85 ⇒	09/92
TRANSIT II 2.5 DI	--, 4EA	09/88 ⇒	03/00
TRANSIT II 2.5 TD	4EA, NSF	05/91 ⇒	07/00
TRANSIT II 2.9 i	BRT	01/91 ⇒	09/94
TRANSIT 2.5 TD	4HA, LAC	06/94 ⇒	09/00
TRANSIT TOURNEO 2.0	NSF, 4HA	11/94 ⇒	12/00
TRANSIT TOURNEO 2.5 DI	4HA, 4GA	11/94 ⇒	12/00
TRANSIT TOURNEO 2.5 TD	4GA, 69U720	11/94 ⇒	12/00

ISUZU			
RODEO 3.1i V6 [USA]	LG6	01/90 ⇒	12/92

7.6151



3

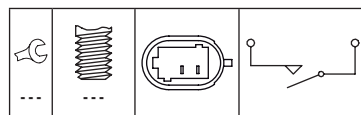
REVERSING LIGHT SWITCHES

Adatt./Suitable:

- GENERAL MOTORS**
 9 161 022
NISSAN
 32005-00QAB
 77008-08088
OPEL
 45 00 722
 9161022
RENAULT
 77 00 808 088
RENAULT TRUCKS
 77008-08088
VAUXHALL
 9161022

- ITEM NOW AVAILABLE FROM PRODUCTION**
- ARTICOLO ORA DISPONIBILE PER LA VENDITA
 - ARTICLE DISPONIBLE EN PRODUCTION COURANTE
 - JETZT ZUM VERKAUF VERFÜGBARER ARTIKEL
 - ARTICULO AHORA DISPONIBLE EN PRODUCCION

MARKET DIFFUSION: MEDIUM



NISSAN			
INTERSTAR dCi 100	G9U720, G9T720	11/03 ⇒	
INTERSTAR dCi 80	F9Q774	07/02 ⇒	
INTERSTAR dCi 90	G9T750	07/02 ⇒	
OPEL			
MOVANO A 1.9 DTI	F9Q770	09/00 ⇒	10/01
MOVANO A 2.2 DTI	G9T720, G9U632	09/00 ⇒	
MOVANO A 2.5 CDTI	G9U632, S8U770	10/03 ⇒	
MOVANO A 2.5 D	S8U770, G9U720	07/98 ⇒	09/00
MOVANO A 2.5 DTI	G9U720, S9W700	10/01 ⇒	
MOVANO A 2.8 DTI	S9W700, ZD3200	07/98 ⇒	10/01
MOVANO A 3.0 DTI	ZD3200, G8T714	10/03 ⇒	
RENAULT			
ESPACE III 2.2 12V TD	G8T714, G9T642	11/96 ⇒	10/00
ESPACE III 2.2 D	G8T716	11/97 ⇒	01/00
ESPACE III 2.2 dCi	G9T642, Z7X760	07/00 ⇒	10/02
LAGUNA I 1.9 dCi	F9Q718	09/99 ⇒	03/01
LAGUNA I 2.2 dT	G8T760	03/96 ⇒	03/01
LAGUNA I 3.0	Z7X760, L7X700	11/93 ⇒	03/01
LAGUNA I 3.0 24V	L7X700, F9Q650	03/97 ⇒	03/01
LAGUNA II 1.9 dCi	F9Q650, G9T720	03/01 ⇒	
MASTER II 1.9 dTi	F9Q770	09/00 ⇒	
MASTER II 2.2 dCi 90	G9T720, S8U770	09/00 ⇒	
MASTER II 2.5 D	S8U770, S9W700	10/97 ⇒	
MASTER II 2.8 d	S8W700	05/01 ⇒	
MASTER II 2.8 dTi	S9W700, J7R732	07/98 ⇒	
SAFRANE I 2.0	J7R732, J7R734	08/92 ⇒	09/96
SAFRANE I 2.0 12V	J7R734, J7T760	04/92 ⇒	07/96
SAFRANE I 2.1 dT	J8S760	11/93 ⇒	07/96
SAFRANE I 2.2	J7T760, Z7X722	04/92 ⇒	07/96
SAFRANE I 2.5 dT	S8U763	12/92 ⇒	07/96
SAFRANE I 3.0	Z7X723	02/93 ⇒	06/96
SAFRANE I 3.0 V6	Z7X722, Z7X722	12/92 ⇒	07/96
SAFRANE I 3.0 V6 4x4	Z7X722, 8140.43.B.3586	12/92 ⇒	07/96
SAFRANE II 2.2 dT	G8T740	07/96 ⇒	12/00
RENAULT TRUCKS			
MASCOTT 110	8140.43.B.3586, 8140.43.B.3586	01/99 ⇒	06/04
MASCOTT 110.35	8140.43.B.3586, 8140.43.B.3586	01/99 ⇒	06/04
MASCOTT 110.50	8140.43.B.3586, 8140.43.B.3586	01/99 ⇒	06/04
MASCOTT 110.55	8140.43.B.3586, 8140.43.S.2585	01/99 ⇒	06/04
MASCOTT 120.35	ZD3A600	05/04 ⇒	12/10
MASCOTT 120.55	Dxi3	05/04 ⇒	12/10
MASCOTT 120.65	ZD3A600	05/04 ⇒	12/10
MASCOTT 130	8140.43.S.2585, 8140.43.S.2585	01/99 ⇒	06/04
MASCOTT 130.35	8140.43.S.2585, 8140.43.S.2585	01/99 ⇒	06/04

RENAULT TRUCKS

MASCOTT 130.55	8140.43.S.2585, 8140.63.2585	01/99 ⇒ 06/04
MASCOTT 140	814043K2585	01/01 ⇒ 06/04
MASCOTT 140.35	814043K2585	01/01 ⇒ 06/04
MASCOTT 140.55	814043K2585	01/01 ⇒ 06/04
MASCOTT 150.35	8140.43N.3585	10/01 ⇒ 06/04
MASCOTT 150.55	8140.43N.3585	10/01 ⇒ 06/04
MASCOTT 150.65	8140.43N.3585	10/01 ⇒ 06/04
MASCOTT 160.35	ZD3A604	05/04 ⇒ 12/10
MASCOTT 160.55	ZD3A604	05/04 ⇒ 12/10
MASCOTT 160.65	ZD3A604	05/04 ⇒ 12/10
MASCOTT 90	8140.63.2585, 8140.63.2585	01/99 ⇒ 12/01
MASCOTT 90.35	8140.63.2585, F9Q770	01/99 ⇒ 12/01

VAUXHALL

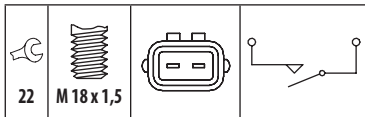
MOVANO A 1.9 DTI	F9Q770, G91720	09/00 ⇒ 05/10
MOVANO A 2.2 DTI	G91720, G9U632	09/00 ⇒ 05/10
MOVANO A 2.5	G9U754	11/03 ⇒ 12/06
MOVANO A 2.5 CDTI	G9U632, S8U770	10/01 ⇒ 12/10
MOVANO A 2.5 D	S8U770, S9W700	10/98 ⇒ 08/02
MOVANO A 2.8 DTI	S9W700, ZD3200	10/98 ⇒ 10/01
MOVANO A 2.8 TDI	S9W702	10/98 ⇒ 10/01
MOVANO A 3.0 DTI	ZD3200, 1S	10/03 ⇒ 05/10

7.6152



REVERSING LIGHT SWITCHES

Adatt./Suitable:

VW
008 945 415

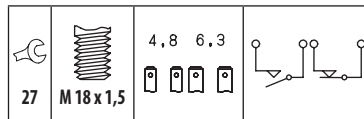
VW		
LT 1.2.4	DL	12/82 ⇒ 07/92
LT 1.2.4 D	1S, 1G	12/78 ⇒ 06/96
LT 1.2.4 i	1E	03/94 ⇒ 06/96
LT 1.2.4 TD	1G, AR01646	12/82 ⇒ 06/96
LT 1.2.4 TD Syncro	ACL	08/92 ⇒ 04/96

7.6153



REVERSING LIGHT SWITCHES

Adatt./Suitable:

ALFA ROMEO
60729137
CITROËN
05 013 103 19
2257 29
PEUGEOT
2257.29
RENAULT
77 01 027 243
ROVER
AEU4295

ALFA ROMEO		
75 2.5 V6	AR01646, 182A	05/85 ⇒ 08/86
CITROËN		
BX 1.6	182A, 159B	01/87 ⇒ 12/94
BX 1.9	159B, 164	05/85 ⇒ 12/94
BX 1.9 D	164, D6D	01/87 ⇒ 12/94
BX 1.9 GTi	D6D, 159K	01/87 ⇒ 01/92
BX 1.9 GTi 16V	159K, 171A	01/87 ⇒ 12/94
BX 16	171A, BDY(XU5M)	10/82 ⇒ 12/94
BX 16 E	BDY(XU5M), 159A	05/89 ⇒ 02/93
BX 18 D	161A(XUD7)	10/85 ⇒ 09/93
BX 19	159A, 162(XUD9)	09/84 ⇒ 12/94
BX 19 4x4	DDZ(XU9M)	10/90 ⇒ 05/91
BX 19 Cat	DFZ(XU9J1)	07/86 ⇒ 12/94
BX 19 D	162(XUD9), D6A(XU9J2)	09/83 ⇒ 12/94
BX 19 E	DDZ(XU9M)	06/88 ⇒ 02/93
BX 19 E 4x4	D2F	04/89 ⇒ 02/93
BX 19 GTi	D6A(XU9J2), D6C(XU9J4)	07/86 ⇒ 02/93
BX 19 GTi 16V	D6C(XU9J4), A8A(XUD7TE)	09/87 ⇒ 02/93
BX 19 GTi 4x4	DKZ(XU9JA)	06/88 ⇒ 02/93
BX TRD Turbo	A8A(XUD7TE), 108C(XV8)	03/88 ⇒ 12/94

PEUGEOT		
205 I 1.0	108C(XV8), J2	02/83 ⇒ 12/90
205 I 1.3	G1A	02/84 ⇒ 10/87
205 I 1.4	J2, B1A(XU51C)	01/83 ⇒ 12/90
205 I 1.5	Y2/K	02/84 ⇒ 10/87
205 I 1.6	B1A(XU51C), 180A(XU5J)	08/86 ⇒ 10/87
205 I 1.6 GTI	180A(XU5J), D6B(XU9JA)	01/83 ⇒ 12/90
205 I 1.7 Diesel	161A(XUD7)	08/83 ⇒ 10/87
205 I 1.9 GTI	D6B(XU9JA), CDZ(TU9M)	10/86 ⇒ 10/87
205 II 1.0	CDZ(TU9M), 109N(XW7)	10/87 ⇒ 09/98
205 II 1.1	109N(XW7), G1A	10/87 ⇒ 12/94
205 II 1.1 CJ	HDZ(TU1M)	10/89 ⇒ 12/94
205 II 1.1 XA	E1	07/87 ⇒ 10/88
205 II 1.2	F1	01/87 ⇒ 12/90
205 II 1.3	G1A, 150(XY6B)	08/90 ⇒ 12/94
205 II 1.3 Rallye	TU24	10/87 ⇒ 10/90
205 II 1.4	150(XY6B), K1D(TU3A)	01/87 ⇒ 09/98
205 II 1.4 Cat	KAY(TU3CP)	08/87 ⇒ 09/93
205 II 1.4 CJ	K1D(TU3A), B1A(XU51C)	03/89 ⇒ 12/94
205 II 1.4 CJ Cat	KAY(TU3CP)	01/89 ⇒ 09/93
205 II 1.6	B1A(XU51C), 180A(XU5J)	10/87 ⇒ 09/98
205 II 1.6 CTI	180A(XU5J), 180A(XU5J)	04/86 ⇒ 10/90
205 II 1.6 GTI	180A(XU5J), D6B(XU9JA)	10/87 ⇒ 12/94
205 II 1.6 i	BDZ(XU5M)	01/91 ⇒ 12/94
205 II 1.7 Diesel	161A(XUD7)	07/87 ⇒ 09/98
205 II 1.8 TD	A8B(XUD7TE)	01/90 ⇒ 09/98
205 II 1.9 CTI	DFZ(XU9J1)	10/87 ⇒ 12/94
205 II 1.9 Diesel	DJZ(XUD9Y)	10/87 ⇒ 09/98
205 II 1.9 GTI	D6B(XU9JA), G1A	10/87 ⇒ 09/98
205 II 1.9 GTI Cat	DFZ(XU9J1)	10/87 ⇒ 07/94
309 I 1.1	E1	10/85 ⇒ 07/89
309 I 1.3	G1A, K1D(TU3A)	10/85 ⇒ 08/89
309 I 1.3 XL	--	09/86 ⇒ 08/89
309 I 1.4	K1D(TU3A), --	08/88 ⇒ 08/89
309 I 1.5	Y2/K	06/87 ⇒ 12/89

PEUGEOT

309 I 1.6	--, D2B(XU9S)	10/85 ⇒ 07/89
309 I 1.6 Cat	BAZ(XU5CP)	09/86 ⇒ 12/89
309 I 1.9	D2B(XU9S), 162(XUD9)	10/85 ⇒ 07/89
309 I 1.9 D	162(XUD9), H1B(TU1)	06/86 ⇒ 07/89
309 I 1.9 GTI	D6B(XU9JA)	10/86 ⇒ 07/89
309 II 1.1	H1B(TU1), KDZ(TU3M)	09/89 ⇒ 12/93
309 II 1.4	KDZ(TU3M), B2A(XU52C/K)	07/89 ⇒ 12/93
309 II 1.6	B2A(XU52C/K), DDZ(XU9M)	07/89 ⇒ 12/93
309 II 1.6 GTi	--	09/89 ⇒ 10/93
309 II 1.8 Diesel	161A(XUD7)	07/89 ⇒ 12/93
309 II 1.8 TD	A8B(XUD7TE)	08/89 ⇒ 12/93
309 II 1.9	DDZ(XU9M), K5A(TU3)	07/89 ⇒ 12/93
309 II 1.9 Diesel	162(XUD9)	07/89 ⇒ 12/93
309 II 1.9 GTI	DKZ(XU9JAZ)	07/89 ⇒ 12/93
309 II 1.9 GTI 16V	D6C(XU9J4)	08/89 ⇒ 07/90
405 I 1.4	K5A(TU3), --	01/87 ⇒ 12/92
405 I 1.6	--, A8A(XUD7TE)	01/87 ⇒ 12/92
405 I 1.6 4x4	BDZ(XU5M)	04/88 ⇒ 07/92
405 I 1.6 SRi 4x4	BDZ(XU5M)	04/88 ⇒ 07/92
405 I 1.8 D	XUD7	01/87 ⇒ 12/92
405 I 1.8 D 4x4	A8A(XUD7TE)	10/87 ⇒ 07/92
405 I 1.8 DT 4x4	A8A(XUD7TE)	05/90 ⇒ 07/92
405 I 1.8 GLD	--	04/90 ⇒ 07/92
405 I 1.8 TD	A8A(XUD7TE), A8A(XUD7TE)	10/88 ⇒ 08/92
405 I 1.8 Turbo Diesel	A8A(XUD7TE), D2C(XU92C)	03/88 ⇒ 12/92
405 I 1.9	D2C(XU92C), D6C(XU9J4)	01/87 ⇒ 12/92
405 I 1.9 4x4	D6C(XU9J4), D9B(XUD9A)	06/87 ⇒ 12/92
405 I 1.9 D	D9B(XUD9A), D6C(XU9J4)	01/87 ⇒ 12/92
405 I 1.9 Diesel	D9B(XUD9A)	03/88 ⇒ 12/92
405 I 1.9 Injection	DFZ(XU9J1)	07/87 ⇒ 12/92
405 I 1.9 Sport MI-16	D6C(XU9J4), D6C(XU9J4)	06/87 ⇒ 11/92
405 I 1.9 Sport MI-16 4x4	DFW(XU9JAZ)	06/87 ⇒ 07/92
405 I 1.9 Trazione integrale	D6C(XU9J4), S8U730	06/87 ⇒ 07/92

RENAULT

MASTER I 2.0	J5R728	06/85 ⇒ 12/95
MASTER I 2.4 D	S8U730, G10	07/83 ⇒ 02/98
MASTER I 28-35 2.0	J5R728	10/86 ⇒ 07/98
MASTER I 28-35 2.4 D	S8U730	08/89 ⇒ 07/98

ROVER

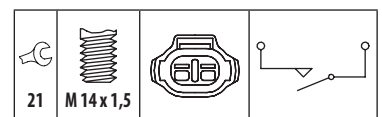

800 820 16V Turbo	T16	11/91 ⇒ 02/99
800 820 I/SI	20T4H	01/91 ⇒ 02/99
800 820 Sport	20T4G	04/94 ⇒ 03/96

7.6155



REVERSING LIGHT SWITCHES

Adatt./Suitable:

GENERAL MOTORS
96 058 578
96 063 853SUZUKI
37610-60A00
37610-60A00-000
37610-60A01
37610-60A01-000

SUZUKI

SIDEKICK 1.6i [USA]	--	01/89 ⇒ 12/91
---------------------	----	---------------

7.6158

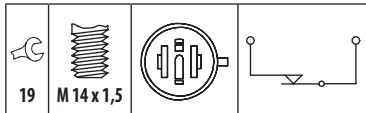


3

REVERSING LIGHT SWITCHES

Adatt./Suitable:

MARUTI
37610-84100

SUZUKI
37610-84100
37610-84100-000


MARUTI

800 0.8 | F8B | 01/91 ⇨ 12/06

7.6159



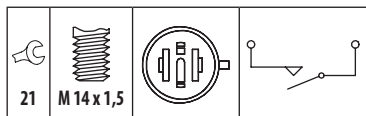
3

REVERSING LIGHT SWITCHES

Adatt./Suitable:

GENERAL MOTORS
96 063 852

HOLDEN
3761082001
3761082002

SUZUKI
37610-82001
37610-82001-000
37610-82002
37610-82002-000


HOLDEN

BARINA 1.3	G13A	08/86 ⇨ 12/89
BARINA 1.3 GL	G13A	02/85 ⇨ 08/86

SUZUKI

SA413 1.3	--	01/84 ⇨
SWIFT I / II 1.0	G10, 108C(XV8)	10/83 ⇨ 03/89
SWIFT I / II / III 1.0	G10A	03/89 ⇨ 05/01
SWIFT I / II / III 1.0 i	G10A	03/89 ⇨ 12/91

7.6161



3

REVERSING LIGHT SWITCHES

Adatt./Suitable:

PEUGEOT
2257.35
03 Supplied until depletion

- Fornibile fino ad esaurimento delle scorte
- Fourni jusqu'à épuisement du stock
- Lieferbar solange vorrat reicht
- Suministrado hasta el stock termina

142 Water protected

- con protezione idrica
- protégé contre l'humidité
- wassergeschützt
- protegido del agua



PEUGEOT

205 I 1.0	108C(XV8), J2	02/83 ⇨ 12/90
205 I 1.3	G1A	02/84 ⇨ 10/87
205 I 1.4	J2, B1A(XU51C)	01/83 ⇨ 12/90
205 I 1.5	Y2/K	02/84 ⇨ 10/87
205 I 1.6	B1A(XU51C), 180A(XU5J)	08/86 ⇨ 10/87
205 I 1.6 GTI	180A(XU5J), D6B(XU9JA)	01/83 ⇨ 12/90
205 I 1.7 Diesel	161A(XUD7)	08/83 ⇨ 10/87
205 I 1.9 GTI	D6B(XU9JA), CDZ(TU9M)	10/86 ⇨ 10/87
205 II 1.0	CDZ(TU9M), 109N(XW7)	10/87 ⇨ 09/98
205 II 1.1	109N(XW7), G1A	10/87 ⇨ 12/94
205 II 1.1 CJ	HDZ(TU1M)	10/89 ⇨ 12/94
205 II 1.1 XA	E1	07/87 ⇨ 10/88
205 II 1.2	F1	01/87 ⇨ 12/90
205 II 1.3	G1A, 150(XY6B)	08/90 ⇨ 12/94
205 II 1.3 Rallye	TU24	10/87 ⇨ 10/90
205 II 1.4	150(XY6B), K1D(TU3A)	01/87 ⇨ 09/98
205 II 1.4 Cat	KAY(TU3CP)	08/87 ⇨ 09/93
205 II 1.4 CJ	K1D(TU3A), B1A(XU51C)	03/89 ⇨ 12/94
205 II 1.4 CJ Cat	KAY(TU3CP)	01/89 ⇨ 09/93
205 II 1.6	B1A(XU51C), 180A(XU5J)	10/87 ⇨ 09/98
205 II 1.6 CTI	180A(XU5J), 180A(XU5J)	04/86 ⇨ 10/90
205 II 1.6 GTI	180A(XU5J), D6B(XU9JA)	10/87 ⇨ 12/94
205 II 1.6 i	BDZ(XU5M)	01/91 ⇨ 12/94
205 II 1.7 Diesel	161A(XUD7)	07/87 ⇨ 09/98
205 II 1.8 TD	A8B(XUD7TE)	01/90 ⇨ 09/98
205 II 1.9 CTI	DFZ(XU9J1)	10/87 ⇨ 12/94
205 II 1.9 Diesel	DJZ(XUD9Y)	10/87 ⇨ 09/98
205 II 1.9 GTI	D6B(XU9JA), G1A	10/87 ⇨ 09/98
205 II 1.9 GTI Cat	DFZ(XU9J1)	10/87 ⇨ 07/94
309 I 1.1	E1	10/85 ⇨ 07/89
309 I 1.3	G1A, K1D(TU3A)	10/85 ⇨ 08/89
309 I 1.3 XL	--	09/86 ⇨ 08/89
309 I 1.4	K1D(TU3A), --	08/88 ⇨ 08/89
309 I 1.5	Y2/K	06/87 ⇨ 12/89
309 I 1.6	--, D2B(XU9S)	10/85 ⇨ 07/89
309 I 1.6 Cat	BAZ(XU5CP)	09/86 ⇨ 12/89
309 I 1.9	D2B(XU9S), 16Z(XUD9)	10/85 ⇨ 07/89
309 I 1.9 D	16Z(XUD9), H1B(TU1)	06/86 ⇨ 07/89
309 I 1.9 GTI	D6B(XU9JA)	10/86 ⇨ 07/89
309 II 1.1	H1B(TU1), KDZ(TU3M)	09/89 ⇨ 12/93
309 II 1.4	KDZ(TU3M), B2A(XU52C/K)	07/89 ⇨ 12/93
309 II 1.6	B2A(XU52C/K), DDZ(XU9M)	07/89 ⇨ 12/93
309 II 1.6 GTi	--	09/89 ⇨ 10/93
309 II 1.8 Diesel	161A(XUD7)	07/89 ⇨ 12/93
309 II 1.8 TD	A8B(XUD7TE)	08/89 ⇨ 12/93
309 II 1.9	DDZ(XU9M), K5A(TU3)	07/89 ⇨ 12/93
309 II 1.9 Diesel	16Z(XUD9)	07/89 ⇨ 12/93
309 II 1.9 GTI	DKZ(XU9JAZ)	07/89 ⇨ 12/93
309 II 1.9 GTI 16V	D6C(XU9J4)	08/89 ⇨ 07/90
405 I 1.4	K5A(TU3), --	01/87 ⇨ 12/92
405 I 1.6	--, A8A(XUD7TE)	01/87 ⇨ 12/92
405 I 1.6 4x4	BDZ(XU5M)	04/88 ⇨ 07/92
405 I 1.6 SRI 4x4	BDZ(XU5M)	04/88 ⇨ 07/92

PEUGEOT

405 I 1.8 D	XUD7	01/87 ⇨ 12/92
405 I 1.8 D 4x4	A8A(XUD7TE)	10/87 ⇨ 07/92
405 I 1.8 DT 4x4	A8A(XUD7TE)	05/90 ⇨ 07/92
405 I 1.8 GLD	--	04/90 ⇨ 07/92
405 I 1.8 TD	A8A(XUD7TE), A8A(XUD7TE)	10/88 ⇨ 08/92
405 I 1.8 Turbo Diesel	A8A(XUD7TE), D2C(XU92C)	03/88 ⇨ 12/92
405 I 1.9	D2C(XU92C), D6C(XU9J4)	01/87 ⇨ 12/92
405 I 1.9 4x4	D6C(XU9J4), D9B(XUD9A)	06/87 ⇨ 12/92
405 I 1.9 D	D9B(XUD9A), D6C(XU9J4)	01/87 ⇨ 12/92
405 I 1.9 Diesel	D9B(XUD9A)	03/88 ⇨ 12/92
405 I 1.9 Injection	DFZ(XU9J1)	07/87 ⇨ 12/92
405 I 1.9 Sport MI-16	D6C(XU9J4), D6C(XU9J4)	06/87 ⇨ 11/92
405 I 1.9 Sport MI-16 4x4	DFW(XU9J4Z)	06/87 ⇨ 07/92
405 I 1.9 Trazione integrale	D6C(XU9J4), B2A(XU52C/K)	06/87 ⇨ 07/92
405 II 1.6	B2A(XU52C/K), XU92C	08/92 ⇨ 05/97
405 II 1.8	LFZ(XU7JP)	08/92 ⇨ 10/96
405 II 1.9	XU92C, D9B(XUD9A)	01/93 ⇨ 12/96
405 II 1.9 D	D9B(XUD9A), DHY(XUD9TE)	06/94 ⇨ 11/99
405 II 1.9 TD	DHY(XUD9TE), H27A	08/92 ⇨ 05/97
405 II 2.0	RFX(XU10J2)	08/92 ⇨ 10/96
405 II 2.0 16V	RFT(XU10J4)	06/94 ⇨ 10/95
405 II 2.0 4x4	RFX(XU10J2)	08/92 ⇨ 10/96
405 II 2.0 XD	RFX(XU10J2)	08/92 ⇨ 10/95

7.6162



3

REVERSING LIGHT SWITCHES

Adatt./Suitable:

LEXUS

84210-30060
84210-53010

SUZUKI

24750-67J00
24750-67J00-000
25354-82D00
25354-82D00-000

TOYOTA

84210-30060
84210-35030
84210-53010

LEXUS

IS I 200	1G-FE	04/99 ⇨ 10/05
SC_300 3.0i	2JZGE	01/91 ⇨

SUZUKI

GRAND VITARA I 2.0 HDI 110 16V 4x4	RHW	07/01 ⇨ 09/05
GRAND VITARA I 2.0 HDI 110 4x4	RHZ	07/01 ⇨ 09/05
GRAND VITARA I 2.0 TD 4x4	RFM	04/00 ⇨ 09/05
GRAND VITARA I 2.5 V6 24V 4x4	H25A	04/01 ⇨ 07/03
GRAND VITARA I 2.7	H27A, H27A	06/01 ⇨ 08/06
GRAND VITARA I 2.7 4x4	H27A, F9QB	09/01 ⇨ 07/03
GRAND VITARA II 1.9 DDiS	F9QB	03/06 ⇨ 08/08
GRAND VITARA II 1.9 DDiS Trazione integrale	F9QB, 2JZ-GTE	10/05 ⇨ 02/15

TOYOTA

DYNA 200 3.4 D	3B	10/89 ⇨ 05/95
SUPRA 3.0 24V	7M-GE	08/88 ⇨ 05/93
SUPRA 3.0 24V [NATO]	2JZ-GE	05/93 ⇨ 08/98
SUPRA 3.0 i	2JZ-GE	05/93 ⇨ 07/02
SUPRA 3.0 i Bi-Turbo	2JZ-GTE, 7M-GTE	05/93 ⇨ 07/02
SUPRA 3.0 Turbo	7M-GTE, M111.920	09/87 ⇨ 05/93
T100 3.4 i [USA]	5VZFE	08/94 ⇨ 07/98

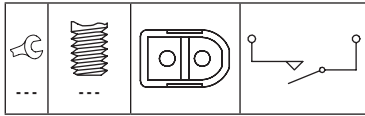
7.6165



1

REVERSING LIGHT SWITCHES

Adatt./Suitable:
MERCEDES-BENZ
 A 202 545 01 14



MERCEDES-BENZ

CLASSE C I C 180	M111.920, M111.920	03/93 ⇒ 05/00
CLASSE C I C 180 T	M111.920, M111.941	09/00 ⇒ 03/01
CLASSE C I C 200	M111.941, OM601.913	01/94 ⇒ 05/00
CLASSE C I C 200 CDI	OM611.960	03/98 ⇒ 05/00
CLASSE C I C 200 D	OM601.913, M111.944	03/93 ⇒ 05/00
CLASSE C I C 200 Kompressor	M111.944, M111.941	10/95 ⇒ 05/00
CLASSE C I C 200 T	M111.941, M111.944	06/96 ⇒ 03/01
CLASSE C I C 200 T CDI	OM611.960	03/98 ⇒ 03/01
CLASSE C I C 200 T D	OM604.915	10/96 ⇒ 03/01
CLASSE C I C 200 T Kompressor	M111.944, OM604.910	09/00 ⇒ 03/01
CLASSE C I C 220	M111.961	03/93 ⇒ 05/00
CLASSE C I C 220 CDI	OM611.960	09/97 ⇒ 05/00
CLASSE C I C 220 D	OM604.910, OM604.910	08/93 ⇒ 05/00
CLASSE C I C 220 T CDI	OM611.960	09/97 ⇒ 03/01
CLASSE C I C 220 T D	OM604.910, M112.910	06/96 ⇒ 09/98
CLASSE C I C 230	M111.974	06/96 ⇒ 06/97
CLASSE C I C 230 Kompressor	M111.975	10/95 ⇒ 05/00
CLASSE C I C 230 T	M111.974	06/96 ⇒ 06/98
CLASSE C I C 230 T Kompressor	M111.975	06/97 ⇒ 09/00
CLASSE C I C 240	M112.910	06/97 ⇒ 05/00
CLASSE C I C 240 T	M112.910, M104.941	09/00 ⇒ 03/01
CLASSE C I C 250 D	OM605.910	05/93 ⇒ 05/00
CLASSE C I C 250 T Turbo-D	OM605.960	06/96 ⇒ 03/01
CLASSE C I C 250 Turbo-D	OM605.960	10/95 ⇒ 05/00
CLASSE C I C 280	M104.941, M104.992(AMG3.6)	05/93 ⇒ 05/00
CLASSE C I C 280 T	M112.920	06/97 ⇒ 03/01
CLASSE C I C 36 AMG	M104.941(AMG3.6)	05/94 ⇒ 05/00
CLASSE C I C 43 AMG	M113.944	08/97 ⇒ 03/01
CLASSE CLK I 200	M111.945	06/97 ⇒ 06/02
CLASSE CLK I 200 Kompressor	M111.944	06/97 ⇒ 06/00
CLASSE CLK I 230 Kompressor	M111.975	06/97 ⇒ 06/00
CLASSE E I E 200	M111.940	06/93 ⇒ 03/98
CLASSE E I E 200 T	M111.940	06/93 ⇒ 06/96
CLASSE E I E 220	M111.960	06/93 ⇒ 03/98
CLASSE E I E 220 T	M111.960	06/93 ⇒ 06/96
CLASSE E I E 250 D	OM605.911	07/93 ⇒ 06/95
CLASSE E I E 250 TD	OM605.911	06/93 ⇒ 06/96
CLASSE E I E 250 Turbo D	OM602.962	06/93 ⇒ 06/96
CLASSE E I E 250 Turbo-D	OM602.962	06/93 ⇒ 06/95
CLASSE E I E 280	M104.942	06/93 ⇒ 06/95
CLASSE E I E 280 T	M104.942	06/93 ⇒ 06/96
CLASSE E I E 300 D	OM606.910	07/93 ⇒ 06/95
CLASSE E I E 300 TD	OM606.910	06/93 ⇒ 06/96
CLASSE E I E 320	M104.992	06/93 ⇒ 03/98
CLASSE E I E 320 T	M104.992	06/93 ⇒ 06/96
CLASSE E I E 36 AMG	M104.992(AMG3.6), OM611.961	06/93 ⇒ 03/98
CLASSE E I E 36 T AMG	M104.992(AMG3.6)	05/94 ⇒ 06/96
CLASSE E II E 200	M111.942	06/95 ⇒ 08/00
CLASSE E II E 200 CDI	OM611.961, OM604.912	06/98 ⇒ 03/02
CLASSE E II E 200 D	OM604.917	01/96 ⇒ 03/02
CLASSE E II E 200 Kompressor	M111.947	06/97 ⇒ 03/02
CLASSE E II E 220 CDI	OM611.961	06/98 ⇒ 07/99
CLASSE E II E 220 D	OM604.912, OM611.961	06/95 ⇒ 07/99
CLASSE E II E 220 T CDI	OM611.961, M104.945	06/98 ⇒ 07/99

MERCEDES-BENZ

CLASSE E II E 230	M111.970	06/95 ⇒ 06/97
CLASSE E II E 230 T	M111.970	06/96 ⇒ 06/97
CLASSE E II E 240	M112.911	06/97 ⇒ 08/00
CLASSE E II E 250 D	OM605.912	06/95 ⇒ 07/99
CLASSE E II E 250 T D	OM605.912	06/96 ⇒ 07/99
CLASSE E II E 250 T Turbo-D	OM605.962	06/97 ⇒ 07/99
CLASSE E II E 280	M104.945, M119.980	01/96 ⇒ 06/97
CLASSE E II E 280 4-matic	M112.921	12/96 ⇒ 03/02
CLASSE E II E 280 T	M112.921	12/96 ⇒ 03/03
CLASSE E II E 280 T 4-matic	M112.921	12/96 ⇒ 03/03
CLASSE E II E 290 T Turbo-D	OM602.982	06/96 ⇒ 07/99
CLASSE E II E 290 Turbo-D	OM602.982	03/96 ⇒ 07/99
CLASSE E II E 300 D	OM606.912	06/95 ⇒ 06/97
CLASSE E II E 300 T Turbo-D	OM606.962	12/96 ⇒ 07/99
CLASSE E II E 420	M119.980, M119.980	01/96 ⇒ 06/97
CLASSE E II E 420 T	M119.985	06/96 ⇒ 06/97
CLASSE E II E 50 AMG	M119.980, M104.943	02/96 ⇒ 08/97
CLASSE E E 220 CDI	OM611.961	07/99 ⇒ 12/02
CLASSE E E 250 d	OM605.912	06/96 ⇒ 06/98
CLASSE E E 280	M112.921	07/99 ⇒ 11/02
CLASSE E E 290 TD	OM602.982	07/96 ⇒ 07/99
CLASSE S III 300 SE 2.8	M104.944	01/93 ⇒ 10/98
CLASSE S III S 280	M104.944	02/93 ⇒ 10/98
CLASSE SL IV 280	M104.943, OM602.962	08/93 ⇒ 10/01
CLASSE SLK I 200	M111.946	09/96 ⇒ 03/00
CLASSE SLK I 200 Kompressor	M111.943	10/96 ⇒ 03/00
CLASSE SLK I 230 Kompressor	M111.973	09/96 ⇒ 03/00
COUPE 220 CE	M111.960	10/92 ⇒ 05/93
COUPE 320 CE	M104.992	10/92 ⇒ 05/93
KOMBI II 200 TE	M111.940	05/86 ⇒ 06/93
KOMBI II 220 TE	M111.960	10/92 ⇒ 05/93
KOMBI II 250 TD Turbo	OM602.962, --	03/88 ⇒ 07/93
KOMBI II 280 TE	M104.942	10/92 ⇒ 06/93
KOMBI II 320 TE	M104.992	10/92 ⇒ 06/93
ML-SERIES ML230	M111.977	04/98 ⇒ 08/00
TRE VOLUMI II 200 E	M111.940	10/92 ⇒ 06/93
TRE VOLUMI II 220 E	M111.960	10/92 ⇒ 06/93
TRE VOLUMI II 250 Turbo-D	OM602.962	09/88 ⇒ 06/93
TRE VOLUMI II 280 E	M104.942	10/92 ⇒ 06/93
TRE VOLUMI II 320 E	M104.992	10/92 ⇒ 06/93

7.6173



3

REVERSING LIGHT SWITCHES

Adatt./Suitable:

SUBARU

32005-AA011
 32005-KA010
 32005-KA020
 32005-KA100
 32005-KA120
 32005-KA121
 32005-KA122

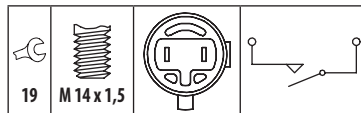
⁰³ Supplied until depletion

- Fornibile fino ad esaurimento delle scorte
- Fourni jusqu'à épuisement du stock
- Lieferbar solange vorrat reicht
- Suministrado hasta el stock termina

¹⁰⁰⁶ After depletion of stock this part is replaced by:

- Esaurite le scorte questo pezzo sarà sostituito da:
- Après épuisement du stock, cette pièce est remplacé par:
- Nach Vorraterschöpfung wird ersetzt durch:
- Después agotamiento stock, sera sustituido por:

7.6179



SUBARU

E-SERIES 1.0	--, --	01/87 ⇒ 12/92
E-SERIES 1.2	--	01/87 ⇒ 12/92
LEGACY I 1.6	--	01/89 ⇒

SUBARU

LEGACY I 1.8	--	01/89 ⇒
LEGACY I 1.8i SPI	--	01/89 ⇒
LOYALE 1.8i SPI [USA]	--	01/90 ⇒
LOYALE 1.8i Turbo [USA]	--	01/90 ⇒
L-SERIES 1.3	--, --	01/79 ⇒ 12/91
L-SERIES 1.6	--, EF12	01/86 ⇒ 12/91
L-SERIES 1.8	--	01/86 ⇒ 12/91
L-SERIES 1.8i	--	01/86 ⇒ 12/91
L-SERIES 1.8i TB	--	01/86 ⇒ 12/91
L-SERIES 1.8i Turbo	--	01/86 ⇒ 12/91
TRENDY 1.0	EF10	08/86 ⇒ 05/95
TRENDY 1.2 12v	EF12, D14A7	06/86 ⇒ 08/95

7.6174



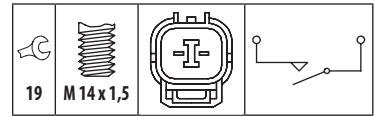
3,5

REVERSING LIGHT SWITCHES

Adatt./Suitable:

HONDA

35600-P20-003



HONDA

ACCORD 1.6	D16B7	10/98 ⇒ 12/01
ACCORD VI 1.6	D16B6	12/99 ⇒ 12/02
ACCORD VI 1.6 16V	D16B7	10/01 ⇒
ACCORD VI 1.6 i	D16B6	10/98 ⇒ 12/02
ACCORD VI 1.6 LS	D16B7	10/98 ⇒ 12/02
BALLADE 1.5	D15Z4	01/97 ⇒
BALLADE 1.6i	D16Y9	01/96 ⇒ 02/01
CIVIC IV 1.6i	--	01/90 ⇒ 12/91
CIVIC V 1.3	D13B2	01/92 ⇒ 12/92
CIVIC V 1.3 16V	D13B2	10/91 ⇒ 11/95
CIVIC V 1.5	D15B7	08/93 ⇒ 12/95
CIVIC V 1.5 i 16V	D15B2, D16Z6	10/91 ⇒ 11/95
CIVIC V 1.5 i LSi	D15B7	08/93 ⇒ 11/95
CIVIC V 1.6 16V Vtec	D16Z6, D14A2	10/91 ⇒ 11/95
CIVIC V 1.6 EX	D16A7	08/93 ⇒ 10/95
CIVIC V 1.6 i	D16Y7	01/94 ⇒ 11/95
CIVIC V 1.6 i Vtec	D16Z9	01/94 ⇒ 03/96
CIVIC VI 1.4	D14A4	11/95 ⇒ 10/98
CIVIC VI 1.4 16V	D14A7	01/97 ⇒ 02/01
CIVIC VI 1.4 i	D14A2, D14A2	06/95 ⇒ 02/01
CIVIC VI 1.4 i S	D14A2, D14A4	11/95 ⇒ 02/01
CIVIC VI 1.4 LPG	D14A4, D14Z1	01/97 ⇒ 02/01
CIVIC VI 1.4i	D14A6	01/99 ⇒
CIVIC VI 1.4i 16V	D14Z1, D15Z6	11/98 ⇒ 03/01
CIVIC VI 1.4i 16V Vtec	D14Z4	01/99 ⇒
CIVIC VI 1.5	D15Z3	11/95 ⇒ 12/96
CIVIC VI 1.5 16V	D15Z6, D15Z6	01/97 ⇒ 02/01
CIVIC VI 1.5 i	D15Z6, --	11/95 ⇒ 02/01
CIVIC VI 1.5 i Vtec-E	D15Z3	09/94 ⇒ 01/97
CIVIC VI 1.6	--, D16B2	10/95 ⇒ 10/00
CIVIC VI 1.6 16V	D16B2, D16W3	01/97 ⇒ 02/01
CIVIC VI 1.6 i	D16Y3	09/94 ⇒ 03/00
CIVIC VI 1.6 i Vtec	D16Y2	09/94 ⇒ 02/01
CIVIC VI 1.6 VTi	B16A2	11/95 ⇒ 02/01
CIVIC VI 1.6i 16V	D16W3, D16Y8	01/96 ⇒
CIVIC VI 1.6i 16V Vtec	D16Y8	01/96 ⇒ 09/99
CIVIC 1.4	D14A7, D15B2	02/98 ⇒ 12/99
CIVIC 1.4 BiFuel	D14A8	04/98 ⇒ 02/01
CIVIC 1.5 Vtec	D15Z8	02/98 ⇒ 03/00
CRX III 1.6 EsI	D16Y8, B18B1	03/92 ⇒ 12/98

7.6175



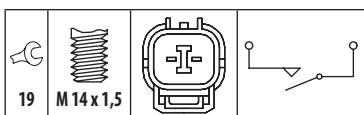

04

REVERSING LIGHT SWITCHES

Adatt./Suitable:

ACURA
35600-P21-003

HONDA
35600-P21-003



ACURA		
INTEGRA III 1.8 GS-R	F18C2	10/93 ⇨ 09/01
INTEGRA III 1.8 LS	F18C1	10/93 ⇨ 09/01
INTEGRA III 1.8 Sport	F18C1	10/93 ⇨ 09/01
HONDA		
BALLADE 1.6i	B16A6	01/97 ⇨ 02/01
BALLADE 1.8 i	B18B4	01/96 ⇨ 02/01
CIVICV 1.6 i Vtec	B16A2	01/94 ⇨ 11/95
CIVICV 1.6 VTi	B16A2	10/91 ⇨ 11/95
CIVICV 1.6 VTi 16V	B16A2	10/91 ⇨ 11/95
CIVICV 1.6 i Vtec	B16A2	04/99 ⇨ 12/00
CIVICVI 1.6 VTi	B16A2	11/95 ⇨ 02/01
CIVICVI 1.8 16V	B18C4	01/97 ⇨ 02/01
CIVICVI 1.8 i 16V VTi Vtec	D18C4	01/97 ⇨ 12/98
CIVIC 1.8 Vtec	B18C4	04/98 ⇨ 02/01
CRX III 1.6 i VTi	B16A2	03/92 ⇨ 12/98
INTEGRA 1.8 i	B18B1, 4M41	01/98 ⇨
INTEGRA 1.8 Type-R	B18C6	11/97 ⇨ 10/01

7.6176

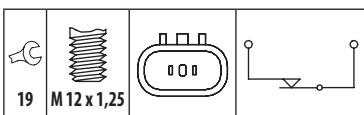


3

REVERSING LIGHT SWITCHES

Adatt./Suitable:

MITSUBISHI
MD-738316
MR-528025



MITSUBISHI		
MONTERO 2.4 16V	4G64(12V)	04/91 ⇨
PAJERO II 2.4	4G64(12V)	04/91 ⇨ 04/00

MITSUBISHI		
PAJERO II 2.6 4WD	4G54	03/91 ⇨ 10/97
PAJERO II 3.2 DiD 4WD	4M41, 4M41	04/00 ⇨ 09/07
PAJERO III 2.4	4G64(12V)	10/01 ⇨ 08/06
PAJERO III 2.4 4x4	4G64(12V)	10/01 ⇨ 12/06
PAJERO III 3.2 D 4WD	4M41	04/00 ⇨ 12/06
PAJERO III 3.2 DiD	4M41	09/06 ⇨
PAJERO III 3.2 Di-D	4M41, 4M41	04/00 ⇨ 12/06
PAJERO III 3.2 DiD [ExtraEU]	4M41	04/00 ⇨ 09/07
PAJERO IV 3.2 DiD	4M41R	01/10 ⇨
PAJERO IV 3.2 Di-D	4M41, 4M41	11/06 ⇨
PAJERO IV 3.2 Di-D 4WD	4M41, 4M41	02/07 ⇨
PAJERO IV 3.2 Di-D GLS	4M41	02/07 ⇨
PAJERO IV 3.2 TD 4WD	4M41, EJ20	01/10 ⇨
PAJERO SPORT II 2.4	4G64(16V)	07/08 ⇨
SHOGUN 3.2 DiD	4M41R	01/10 ⇨
SHOGUN IV 3.2 TD 4x4	4M41	01/09 ⇨

7.6179

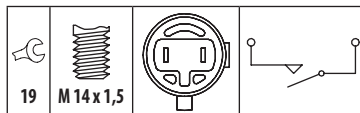


3

REVERSING LIGHT SWITCHES

Adatt./Suitable:

SUBARU
32005-AA020
32005-AA021
32005-AA030
32005-AA080
32005-AA081



SUBARU		
FORESTER I 2.0 S Turbo AWD	EJ20, EJ20(Turbo)	04/01 ⇨ 09/02
FORESTER II 2.0 S Turbo AWD	EJ20	09/02 ⇨ 05/05
FORESTER II 2.5 XT AWD	EJ255	06/05 ⇨ 05/08
IMPREZA I 2.0 i Turbo AWD	EJ20(Turbo)	03/94 ⇨ 12/00
IMPREZA I 2.0 Turbo AWD	EJ20G	12/96 ⇨ 12/00
IMPREZA I 2.0 Turbo GT AWD	EJ20(Turbo), EJ205	03/94 ⇨ 12/00
IMPREZA II 2.0 i AWD	EJ205	12/01 ⇨ 11/02
IMPREZA II 2.0 i WRX AWD	EJ205	12/02 ⇨ 09/05
IMPREZA II 2.0 Turbo AWD	EJ205	12/00 ⇨ 12/05
IMPREZA II 2.0 WRX Turbo AWD	EJ205, --	12/00 ⇨ 03/07
LEGACY I 1.6	--	01/89 ⇨
LEGACY I 1.8	--	01/89 ⇨
LEGACY I 1.8i SPi	--	01/89 ⇨
LEGACY I 1800	EJ18SPI	01/89 ⇨ 07/94
LEGACY I 1800 4WD	EJ18SPI	01/89 ⇨ 07/94
LEGACY I 2.0	EJ20E	08/91 ⇨ 12/93
LEGACY I 2.0i 16V	EJ20E	08/91 ⇨ 12/93
LEGACY I 2.2i	--	01/90 ⇨
LEGACY I 2.2i [USA]	--, --	01/90 ⇨
LEGACY I 2.2i 16v	EJ22E	08/89 ⇨ 10/91
LEGACY I 2.2i Turbo [USA]	--	01/90 ⇨
LEGACY I 2000	EJ20EMPI	09/91 ⇨ 12/93
LEGACY I 2000 4WD	EJ20EMPI	08/91 ⇨ 07/94
LEGACY I 2200 4WD	EJ22EMPI	01/89 ⇨ 07/94
LEGACY I 2200 Super 4WD	EJ22EMPI	01/89 ⇨ 07/94
LEGACY III 2.0	EJ208	08/00 ⇨ 08/03
LEGACY III 2.0 RSK AWD	EJ206	08/00 ⇨ 08/03
LOYALE 1.8i SPi [USA]	--	01/90 ⇨
LOYALE 1.8i Turbo [USA]	--	01/90 ⇨
L-SERIES 1.3	--, --	01/79 ⇨ 12/91
L-SERIES 1.6	--, EJ18	01/86 ⇨ 12/91
L-SERIES 1.8	--	01/86 ⇨ 12/91
L-SERIES 1.8i	--	01/86 ⇨ 12/91
L-SERIES 1.8i TB 4x4	--	01/86 ⇨ 12/91

SUBARU		
L-SERIES 1.8i Turbo	--	01/86 ⇨ 12/91

7.6181

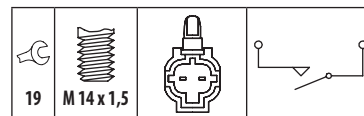



04

REVERSING LIGHT SWITCHES

Adatt./Suitable:

SUBARU
32005-AA041



SUBARU		
IMPREZA I 1.6	EJ16E	01/93 ⇨ 08/98
IMPREZA I 1.6 i	EJ16	08/92 ⇨ 12/00
IMPREZA I 1.6 i AWD	EJ16	08/92 ⇨ 12/00
IMPREZA I 1.8 AWD	EJ18	01/93 ⇨ 10/95
IMPREZA I 1.8 i AWD	EJ18, EJ22E	08/92 ⇨ 12/00
IMPREZA I 2.2 i	EJ22E, EJ253	11/93 ⇨ 08/98
IMPREZA I 2.5 i	EJ253, AEH	11/93 ⇨ 08/98

7.6193



04

REVERSING LIGHT SWITCHES

Adatt./Suitable:

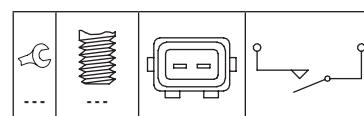
AUDI
02A 945 413 C

SEAT
02A 945 413 C

SKODA
02A 945 413 C

VW
02A 945 413 B
02A 945 413 B
02A 945 413 C

MARKET DIFFUSION: MEDIUM



AUDI		
A3 I 1.6	AEH, AGN	09/96 ⇨ 05/03
A3 I 1.8	AGN, AGU	09/96 ⇨ 05/03
A3 I 1.8 T	AGU, AGU	12/96 ⇨ 05/03
A3 I 1.8 T quattro	AGU, AGR	12/96 ⇨ 05/03
A3 I 1.9 TDI	AGR, AMK	09/96 ⇨ 07/01
A3 I S3 quattro	AMK, AUM	03/99 ⇨ 04/02
TT I 1.8 T	AUM, 1Y	01/01 ⇨ 06/06
SEAT		
CORDOBA I 1.8 T 20V Cupra	AQX	07/00 ⇨ 10/02
CORDOBA I 1.9 D	1Y, 1Z	02/93 ⇨ 08/96

SEAT			
CORDOBA I 1.9 SDI	AEY	08/96 → 06/99	
CORDOBA I 1.9 TD	AAZ	02/93 → 08/96	
CORDOBA I 1.9 TDI	IZ, AQX	08/96 → 12/02	
CORDOBA I 2.0i 16V	ABF	08/96 → 06/99	
IBIZA II 1.8 T 20V Cupra	AOX, IZ	07/00 → 02/02	
IBIZA II 1.9 SDI	AEY	08/96 → 08/99	
IBIZA II 1.9 TDI	IZ, 1Y	08/96 → 02/02	
INCA 1.7 D	AHB	09/96 → 06/03	
INCA 1.9 D	1Y, 1Y	11/95 → 06/03	
INCA 1.9 SDI	1Y, AEH	11/95 → 06/03	
LEON I 1.6	AEH, AGN	11/99 → 06/06	
LEON I 1.8 20V	AGN, AGR	11/99 → 06/06	
LEON I 1.9 TDI	AGR, AEH	11/99 → 06/06	
LEON I 2.3 V5	AGZ	10/98 → 11/00	
LEON I 2.3 VR5	AQN	09/00 → 11/03	
TOLEDO I 1.9 TDI	AHU	08/95 → 03/99	
TOLEDO II 1.6	AEH, AGN	10/98 → 07/04	
TOLEDO II 1.8 20V	AGN, AGR	10/98 → 07/04	
TOLEDO II 1.8 4x4	AJQ	05/01 → 04/04	
TOLEDO II 1.9 TDI	AGR, AEH	10/98 → 07/04	

SKODA			
OCTAVIA I 1.6	AEH, AGU	02/97 → 12/10	
OCTAVIA I 1.8	AGN	09/96 → 07/00	
OCTAVIA I 1.8 T	AGU, AGR	08/97 → 12/10	
OCTAVIA I 1.9 TDI	AGR, AEG	09/96 → 03/10	
OCTAVIA I 2.0	AEG, AGR	04/99 → 05/07	

VOLKSWAGEN (BR)			
CADDY 1.6i	MY4	11/98 →	
GOLF A4 1.6i	AKL	10/99 →	
GOLF A4 1.8i Turbo 20v	AGU	10/99 →	
GOLF A4 1.9 D	AGR, AEG	01/00 →	
GOLF A4 2.0i	AEG, MJ2	08/99 →	
POLO 1.8	MJ2, AHW	12/96 →	

VW			
BORA 1.4 16V	AHW, AEH	03/00 → 05/05	
BORA 1.6	AEH, ATN	08/00 → 05/05	
BORA 1.6 16V	ATN, AGU	02/00 → 05/05	
BORA 1.8	AGN	10/98 → 05/05	
BORA 1.8 4motion	AGN	02/99 → 05/05	
BORA 1.8 T	AGU, AGP	05/00 → 05/05	
BORA 1.9 SDI	AGP, AGR	10/98 → 05/05	
BORA 1.9 TDI	AGR, AGR	05/00 → 05/05	
BORA 1.9 TDI 4motion	AGR, APK	05/00 → 05/05	
BORA 2.0	APK, AZH	10/98 → 05/05	
BORA 2.0 4motion	AZH, AGZ	04/00 → 05/05	
BORA 2.3 V5	AGZ, AGZ	05/99 → 05/05	
BORA 2.3 V5 4motion	AGZ, AQP	10/00 → 05/05	
BORA 2.8 V6 4motion	AQP, IZ	03/99 → 05/05	
CADDY II 1.7 SDI	AHB	07/96 → 09/00	
CADDY II 1.9 TDI	IZ, 2E	09/96 → 01/04	
CORRADO 1.8 16V	KR	04/89 → 07/92	
CORRADO 1.8 G60	PG	09/88 → 09/93	
CORRADO 2.0 i	2E, 1H	04/93 → 12/95	
CORRADO 2.0 i 16V	9A	08/91 → 12/95	
CORRADO 2.9 VR6	ABV	08/91 → 12/95	
GOLF II 1.8 GTI G60	PG	04/90 → 07/91	
GOLF II 1.8 GTI G60 Syncro	1H, AEK	08/88 → 12/91	
GOLF III 1.6	AEK, AAM	07/94 → 04/99	
GOLF III 1.8	AAM, IZ	07/93 → 05/98	
GOLF III 1.9 SDI	AEY	07/95 → 04/99	
GOLF III 1.9 TDI	IZ, IZ	09/93 → 04/99	
GOLF III 1.9 TDI Syncro	IZ, 2E	07/95 → 04/99	
GOLF III 2.0	2E, AAA	07/93 → 05/98	
GOLF III 2.0 GTI 16V	ABF	08/92 → 08/97	
GOLF III 2.8 VR6	AAA, AXP	01/92 → 09/97	
GOLF III 2.9 VR6	ABV	10/94 → 04/99	
GOLF III 2.9 VR6 Syncro	ABV	10/94 → 04/99	
GOLF IV 1.4	AXP, AHW	05/00 → 06/06	
GOLF IV 1.4 16V	AHW, AEH	08/97 → 06/06	
GOLF IV 1.6	AEH, AAM	06/98 → 06/06	
GOLF IV 1.8	AAM, AGU	01/98 → 10/00	
GOLF IV 1.8 T	AGU, AGP	08/97 → 06/06	
GOLF IV 1.9 SDi	AGP, AFN	08/97 → 06/06	
GOLF IV 1.9 TDI	AFN, AGR	10/97 → 05/06	
GOLF IV 1.9 TDI 4motion	AGR, AGG	05/01 → 05/06	
GOLF IV 1.9 TDI GTi	ARL	06/01 → 06/06	
GOLF IV 2.0	AGG, AZH	06/98 → 06/06	
GOLF IV 2.0 4motion	AZH, AEG	10/00 → 06/06	
GOLF IV 2.3 V5	AGZ	08/97 → 06/06	
GOLF IV 2.3 V5 4motion	AGZ	12/98 → 10/00	
GOLF VI 1.9 TDi	AGR	07/98 → 04/02	
NEW BEETLE 1.9 TDI	ALH	01/98 → 06/04	
NEW BEETLE 2.0	AEG, 1F	01/98 → 10/10	
PASSAT III 1.6	1F, RA	04/88 → 08/96	
PASSAT III 1.6 TD	RA, AAM	08/88 → 09/93	
PASSAT III 1.8	AAM, IZ	02/88 → 05/97	
PASSAT III 1.8 16V	KR	04/88 → 12/89	
PASSAT III 1.8 G60 Syncro	PG	08/88 → 05/97	

VW			
PASSAT III 1.8 GL	KR	08/91 → 09/93	
PASSAT III 1.9 D	1Y	05/89 → 10/93	
PASSAT III 1.9 TDI	IZ, 2E	10/93 → 05/97	
PASSAT III 2.0	2E, 9A	02/90 → 05/97	
PASSAT III 2.0 16V	9A, 2E	08/88 → 05/97	
PASSAT III 2.0 Syncro	2E, --	10/90 → 05/97	
PASSAT III 2.0i	--, AFN	07/89 → 12/96	
PASSAT III 2.8 VR6	AAA	06/91 → 05/97	
PASSAT III 2.9 VR6 Syncro	ABV	01/94 → 05/97	
POLO III 1.7 SDi	AKW	11/97 → 08/99	
POLO III 1.9 SDi	AEY	05/96 → 08/99	
POLO III 1.9 TDI	AFN, AFN	01/97 → 09/01	
POLO III 110 1.9 TDI	AFN, AGR	06/98 → 01/02	
POLO III 64 1.9 SDI	AEY	12/95 → 08/99	
POLO III 90 1.9 TDI	AGR, AAA	09/96 → 09/01	
VENTO 1.6	AKS	04/97 → 02/99	
VENTO 1.9 TDI	AHU	09/93 → 09/98	
VENTO 2.8 VR6	AAA, ADP	01/92 → 09/98	

7.6195

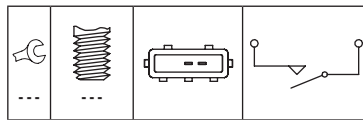


REVERSING LIGHT SWITCHES

Adatt./Suitable:

AUDI
012 919 823 FPORSCHE
012 919 823 FSKODA
012 919 823 FVW
012 919 823 F

MARKET DIFFUSION: MEDIUM



AUDI			
A4 II 1.6	ALZ	11/00 → 12/04	
A4 II 1.8 T	AMB, AMB	11/00 → 03/09	
A4 II 1.8 T quattro	AMB, AVB	11/00 → 03/09	
A4 II 1.9 TDI	AVB, AMM	11/00 → 12/04	
A4 II 2.0	ALT	11/00 → 12/05	
A4 II 2.0 FSI	AWA	07/02 → 12/04	
A4 II 2.0 TDI	BRC	01/06 → 03/09	
A4 II 2.0 TFSI quattro	BWT	11/05 → 03/09	
A4 II 2.4	AMM, ASN	09/01 → 12/05	
A4 II 3.0	ASN, ASN	11/00 → 12/05	
A4 II 3.0 quattro	ASN, IZ	11/00 → 12/05	
A4 I 1.6	ADP, ADR	07/00 → 09/01	
A4 I 1.8	ADR, ADR	11/94 → 09/01	
A4 I 1.8 quattro	ADR, AEB	01/95 → 09/01	
A4 I 1.8 T	AEB, AEB	01/95 → 09/01	
A4 I 1.8 T quattro	AEB, IZ	01/95 → 09/01	
A4 I 1.9 DUO	AHU	03/98 → 09/01	
A4 I 1.9 TDI	IZ, AFN	03/00 → 09/01	
A4 I 1.9 TDI quattro	AFN, AFM	03/00 → 09/01	
A4 I 2.4	AFM, AGA	07/95 → 07/97	
A4 I 2.4 quattro	AGA, AFB	03/97 → 09/01	
A4 I 2.5 TDI	AFB, AFB	09/97 → 09/01	
A4 I 2.5 TDI quattro	AFB, ABC	09/97 → 09/01	
A4 I 2.6	ABC, AAH	01/95 → 09/01	
A4 I 2.6 [ExtraEU]	ACZ	01/96 → 07/97	
A4 I 2.6 quattro	ABC	01/95 → 09/01	
A4 I 2.8	AAH, AAH	09/95 → 07/97	
A4 I 2.8 quattro	AAH, AMB	01/95 → 07/97	
A4 III 1.6	ALZ	11/04 → 06/08	
A4 III 1.8 T	BFB	11/04 → 06/08	
A4 III 2.0	ALT	11/04 → 06/08	
A4 III 2.0 TDI	BRD	06/06 → 06/08	
A4 III 2.0 TDI 16V	BRE	11/04 → 06/08	

AUDI			
A4 III 2.0 TDI quattro	BRD	06/06 → 06/08	
A6 I 1.8	ADR	12/95 → 12/97	
A6 I 1.9 TDI	IZ, AAE	06/94 → 12/97	
A6 I 2.0	AAE, AAT	06/94 → 12/97	
A6 I 2.0 16V	ACE	06/94 → 12/97	
A6 I 2.4	AFM	07/95 → 12/97	
A6 I 2.5 TDI	AAT, ABC	06/94 → 12/97	
A6 I 2.6	ABC, AAH	06/94 → 12/97	
A6 I 2.8	AAH, AFY	06/94 → 12/97	
A6 I 2.8 quattro	ACK	12/95 → 12/97	
A6 II 1.8	AFY, AEB	05/97 → 01/05	
A6 II 1.8 T	AEB, AEB	01/97 → 01/05	
A6 II 1.8 T quattro	AEB, AFN	02/97 → 01/05	
A6 II 1.9 TDI	AFN, AGA	07/00 → 01/05	
A6 II 2.0	ALT	08/01 → 01/05	
A6 II 2.4	AGA, AGA	02/97 → 01/05	
A6 II 2.4 quattro	AGA, ACK	02/97 → 01/05	
A6 II 2.8	ACK, ACK	02/97 → 01/05	
A6 II 2.8 quattro	ACK, M96.22	02/97 → 01/05	

PORSCHE			
BOXSTER I 2.5	M96.20	09/96 → 08/99	
BOXSTER I 2.7	M96.22, M96.21	07/02 → 12/04	
BOXSTER I S 3.2	M96.24	07/02 → 12/04	
BOXSTER I S 3.2	M96.21, M96.25	01/04 → 12/04	
BOXSTER II 2.7	M96.25, M97.21	11/04 → 12/09	
BOXSTER II 2.9	MA1.20	06/09 → 12/11	
BOXSTER II 3.4 RS 60	M97.22	09/07 → 12/08	
BOXSTER II S 3.2	M96.26	11/04 → 12/06	
BOXSTER II S 3.4	M97.21, ADP	07/06 → 12/11	
CAYMAN I 2.7	M97.20	07/06 → 12/09	

VW			
PASSAT IV 1.6	ADP, ADR	10/96 → 05/05	
PASSAT IV 1.8	ADR, ANQ	10/96 → 03/05	
PASSAT IV 1.8 [CHN]	ANQ, ADR	03/00 →	
PASSAT IV 1.8 Syncro/4motion	ADR, AEB	10/96 → 11/00	
PASSAT IV 1.8 T	AEB, AWL	10/96 → 11/00	
PASSAT IV 1.8 T 20V	AWL, AFN	11/00 → 05/05	
PASSAT IV 1.8 T Syncro	AEB	11/96 → 08/00	
PASSAT IV 1.9 [CHN]	BPZ	04/08 →	
PASSAT IV 1.9 TDI	AFN, AJM	02/00 → 05/05	
PASSAT IV 1.9 TDI 4motion	AJM, AFN	08/99 → 11/00	
PASSAT IV 1.9 TDI Syncro	AJM	11/97 → 09/00	
PASSAT IV 1.9 TDI Syncro/4motion	AFN, ALT	10/96 → 11/00	
PASSAT IV 2.0	ALT, BFF	04/00 → 05/05	
PASSAT IV 2.0 [CHN]	BFF, AMX	06/03 →	
PASSAT IV 2.0 4motion	AZM	11/00 → 05/05	
PASSAT IV 2.3 V5	AZX	11/00 → 05/05	
PASSAT IV 2.3 V5 4motion	AZX	11/00 → 05/05	
PASSAT IV 2.3 VR5	AGZ	10/96 → 05/05	
PASSAT IV 2.3 VR5 4motion	AZX	11/00 → 05/05	
PASSAT IV 2.8	AMX, AMX	10/00 →	
PASSAT IV 2.8 4motion	AMX, ACK	10/00 →	
PASSAT IV 2.8 Syncro	AGE	05/97 → 09/99	
PASSAT IV 2.8 V6	ACK, ACK	08/96 → 09/99	
PASSAT IV 2.8 V6 4motion	ATX	09/99 → 11/00	
PASSAT IV 2.8 V6 Syncro/4motion	ACK, 199A8.000	10/96 → 11/00	
PASSAT 2.3 VR5	AGZ	05/97 → 08/00	
PASSAT 2.8	BBG	10/00 → 05/05	

7.6198



3

REVERSING LIGHT SWITCHES

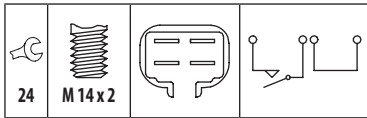
Adatt./Suitable:

KIA

OK201-17-640

Supplied until depletion

- Fornibile fino ad esaurimento delle scorte
- Fourni jusqu'à épuisement du stock
- Lieferbar solange vorrat reicht
- Suministrado hasta el stock termina



KIA		
SEPHIA I 1.5 i	B5	02/96 ⇨ 10/97
SEPHIA I 1.6 i	B6	09/93 ⇨ 10/97
SEPHIA I 1.8 i 16V	--, 4D56	01/95 ⇨ 10/97
SEPHIA II 1.5 i 16V	--	09/97 ⇨
SEPHIA II 1.8 i 16V	--	09/97 ⇨
SHUMA I 1.5	OK280	03/96 ⇨ 12/98
SHUMA I 1.5 i 16V	ZY-VE	10/97 ⇨ 10/01
SHUMA I 1.8 i 16V	T8	10/97 ⇨ 03/01
SPECTRA 1.5 i	--	09/97 ⇨
SPECTRA 1.5 i 16V	--	09/97 ⇨
SPECTRA 1.8 i 16V	--	09/97 ⇨

7.6202



3

REVERSING LIGHT SWITCHES

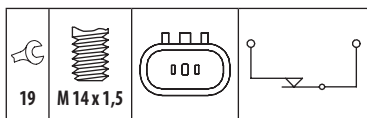

Adatt./Suitable:

FUSO (MITSUBISHI)

ME-581047

MITSUBISHI

ME-581047



FUSO (MITSUBISHI)		
CANTER 3.0 DiTD	4P10T2	01/16 ⇨
MITSUBISHI		
L200 III 2.5 TD 4WD	4D56, 6G72(SOHC24V)	08/01 ⇨ 12/07
L200 III 2.5 TDiC	4D56	08/01 ⇨ 09/05
PAJERO II 2.5 TD 4WD	4D56TD	12/90 ⇨ 04/00
PAJERO II 2.5 TDiC	4D56T	03/91 ⇨ 08/99
PAJERO II 3.0 V6 24V	6G72(SOHC24V), 4D56T	06/94 ⇨ 04/00
PAJERO III 2.5 TD	4D56T	07/01 ⇨
PAJERO III 2.5 TDi	4D56T, 4D56T	04/00 ⇨ 12/06
PAJERO SPORT I 2.5 TD	4D56T, 6G72(DOHC24V)	07/02 ⇨
PAJERO SPORT I 3.0 4WD	6G72(SOHC24V)	09/96 ⇨ 12/01
PAJERO SPORT I 3.0 V6	6G72(DOHC24V), AEH	12/99 ⇨

7.6205



1

REVERSING LIGHT SWITCHES

Adatt./Suitable:

AUDI

02K 945 415

SKODA

02K 945 415

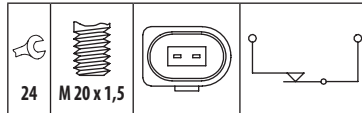
VW

02K 945 415

1267 Seal coating on thread

- Rivestimento sigillante sulla filettatura
- Revêtement de scellement sur le filetage
- Beschichtungsmasse am Gewinde
- Revestimiento impermeabilizante en la rosca

MARKET DIFFUSION: MEDIUM



AUDI		
A3 I 1.6	AEH, AGN	09/96 ⇨ 05/03
A3 I 1.8	AGN, AGU	09/96 ⇨ 05/03
A3 I 1.8 T	AGU, AGU	12/96 ⇨ 05/03
A3 I 1.8 T quattro	AGU, AGR	12/96 ⇨ 05/03
A3 I 1.9 TDi	AGR, AHW	09/96 ⇨ 07/01
A3 III 1.5 TFSI	DADA	05/17 ⇨ 10/18
A3 III 35 TFSI	DADA	10/18 ⇨
SKODA		
OCTAVIA I 2.0	AZH	04/99 ⇨ 05/07
VW		
GOLF IV 1.4 16V	AHW, AEH	08/97 ⇨ 06/05
GOLF IV 1.6	AEH, AAM	08/97 ⇨ 05/04
GOLF IV 1.8	AAM, AGU	08/97 ⇨ 06/05
GOLF IV 1.8 T	AGU, AGP	08/97 ⇨ 06/05
GOLF IV 1.9 SDI	AGP, AGR	08/97 ⇨ 06/05
GOLF IV 1.9 TDi	AGR, --	10/97 ⇨ 05/06
GOLF IV 1.9 TDi 4motion	AGR	05/01 ⇨ 05/06
GOLF IV 1.9 TDi GTi	ARL	06/01 ⇨ 06/06
GOLF IV 2.3 V5	AGZ	08/97 ⇨ 10/00
GOLF VI 1.9 TDi	AGR	07/98 ⇨ 04/02

7.6206



3

REVERSING LIGHT SWITCHES

Adatt./Suitable:

HYUNDAI

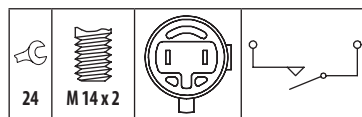
OKY03-17640A

KIA

OKY03 17640A

KKY03 17 640A

KKY03 17 640B



KIA		
AVELLA 1.3	B3	11/95 ⇨ 12/01
AVELLA 1.5	--	02/97 ⇨ 12/01
BESTA 2.7 D	--	03/90 ⇨
K2700 2.7 D	J2	10/99 ⇨
K3000 2.7 D	--	08/97 ⇨

7.6209



3

REVERSING LIGHT SWITCHES

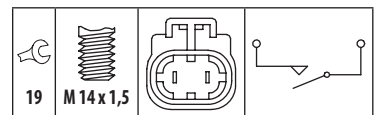
Adatt./Suitable:

NISSAN

32005-2J000

32005-2J010

32005-2J01A



NISSAN		
PRIMERA II 2.0	SR20DE, SR20De	06/96 ⇨ 12/01
PRIMERA II 2.0 16V	SR20DE, SR20DE	06/96 ⇨ 07/02
PRIMERA II 2.0 GT	SR20DEH	10/97 ⇨ 06/99
PRIMERA II 2.0 LPG	SR20DE, SR20DE	06/96 ⇨ 07/02
PRIMERA II 2.0 TD	CD20T	09/96 ⇨ 07/02

7.6211

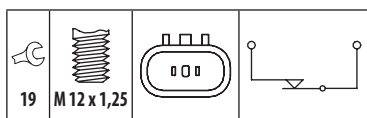


04

REVERSING LIGHT SWITCHES

Adatt./Suitable:

HYUNDAI

93860-02001
93860-02002
93860-02003
93860-02010

HYUNDAI

ATOS 1.0 i	G4AC, G4HD	03/01 ⇒ 07/03
ATOS 1.1	G4HD, G4HD	06/03 ⇒ 12/10
ATOS PRIME 1.0 i	G4HC-E	03/01 ⇒ 07/03
ATOS PRIME 1.1	G4HD, J6A	08/03 ⇒ 12/08
SANTRO 1.1	G4HD	01/03 ⇒

7.6212



3

REVERSING LIGHT SWITCHES

Adatt./Suitable:

FORD

1 029 819
1 112 601
1 137 034
1 383 960
97FG-15520-AA
97FG-15520-AB
97FG-15520-AC
97FG-15520-AD

MAZDA

1 E04 17 640
1 E05-17-640
1 E05-17-640A
C40317640
C403-17-640A

ROVER

UMB000020

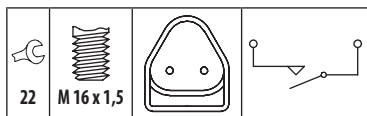
VOLVO

30614438

¹²⁶⁷ Seal coating on thread

- Rivestimento sigillante sulla filettatura
- Revêtement de scellement sur le filetage
- Beschichtungsmasse am Gewinde
- Revestimiento impermeabilizante en la rosca

MARKET DIFFUSION: HIGH



FORD

ESCORT-NOMADE 1.6	ZH16L1E, BAJA	01/95 ⇒ 04/00
ESCORT-NOMADE 1.8	ZH18NRDA	01/95 ⇒ 04/00
ESCORT-NOMADE 1.8 TDi	D18TIRFK	01/95 ⇒ 04/00
ESCORT IV 1.3	J6A, L1E	01/95 ⇒ 08/97
ESCORT IV 1.4	F4B	01/95 ⇒ 08/00
ESCORT IV 1.6 16V	L1E, RTE	10/98 ⇒ 07/00
ESCORT IV 1.8 D	RTE, RFD	01/95 ⇒ 08/00
ESCORT IV 1.8 TD	RFD, F4B	01/95 ⇒ 08/00

FORD

ESCORT IV 1.8 Turbo D	RVA	12/95 ⇒ 06/01
ESCORT V 1.4	F4B, J4B	08/93 ⇒ 01/95
ESCORT V 1.4 i	F4B	07/93 ⇒ 01/95
ESCORT V 1.8 D	D18NARTH	09/92 ⇒ 01/95
ESCORT VI 1.3	J4B, F4B	01/95 ⇒ 02/99
ESCORT VI 1.4	F4B, L1E	01/95 ⇒ 12/99
ESCORT VI 1.6 16V	L1E, L1E	01/95 ⇒ 07/00
ESCORT VI 1.6 16V 4x4	L1E	01/95 ⇒ 10/98
ESCORT VI 1.6 16V XR3i	L1E, L1E	02/95 ⇒ 09/99
ESCORT VI 1.6 i 16V	L1E, RDA	01/95 ⇒ 02/99
ESCORT VI 1.8 16V	RKC	01/95 ⇒ 02/99
ESCORT VI 1.8 16V XR3i	RDA, RTE	02/95 ⇒ 08/98
ESCORT VI 1.8 D	RTE, RFD	01/95 ⇒ 02/99
ESCORT VI 1.8 TD	RFD, ZH16L1E	01/95 ⇒ 07/00
ESCORT VI 1.8 Turbo D	RVA	12/95 ⇒ 08/99
ESCORT VI 2.0 RS	N7A	01/95 ⇒ 12/97
ESCORT VI RS 2000	N7A	02/95 ⇒ 02/98
FIESTA IV 1.0 i	ZH10JRB	02/97 ⇒ 09/99
FIESTA IV 1.3	BAJA, J4C	02/96 ⇒ 07/08
FIESTA IV 1.3 i	J4C, FHA	08/95 ⇒ 01/02
FIESTA IV 1.4	FHA	08/98 ⇒ 09/05
FIESTA IV 1.4 i	FHA	04/96 ⇒ 10/99
FIESTA IV 1.4 i 16V	FHA, L1T	04/96 ⇒ 01/02
FIESTA IV 1.6 16V Sport	L1T, RTJ	02/00 ⇒ 01/02
FIESTA IV 1.8 D	RTJ, RTN	08/95 ⇒ 04/02
FIESTA IV 1.8 DI	RTN, RTJ	04/00 ⇒ 08/03
FIESTA IV D 1.8	RTJ, RTN	05/98 ⇒ 04/02
FIESTA IV TD 1.8	RTN, FUJA	03/00 ⇒ 08/03
FIESTA V 1.25 16V	FUJA, A9JA	05/02 ⇒ 06/08
FIESTA V 1.3	A9JA, FXJA	11/01 ⇒ 06/08
FIESTA V 1.4 16V	FXJA, F6JA	11/01 ⇒ 06/08
FIESTA V 1.4 TDCi	F6JA, FYJA	11/01 ⇒ 12/10
FIESTA V 1.6 16V	FYJA, HHJA	11/01 ⇒ 06/08
FIESTA V 1.6 TDCi	HHJA, CSDA	11/04 ⇒ 06/08
FIESTA V ST150	N4JB	03/05 ⇒ 06/08
FOCUS I 1.4 16V	FXDA	10/98 ⇒ 09/99
FOCUS I 1.6	FYDA, EYDB	08/98 ⇒ 04/05
FOCUS I 1.6 16V	--	02/01 ⇒ 11/04
FOCUS I 1.6 16V Flexifuel	FYDH	01/02 ⇒ 11/04
FOCUS I 1.8	EYDB, EYDB	08/98 ⇒ 04/05
FOCUS I 1.8 16V BiFuel	EYDB, BHDA	09/02 ⇒ 07/04
FOCUS I 1.8 BiFuel	EYDD	09/02 ⇒ 01/05
FOCUS I 1.8 DI / TDDi	BHDA, F9DA	08/99 ⇒ 11/04
FOCUS I 1.8 TDCi	F9DA, BHDA	03/01 ⇒ 03/05
FOCUS I 1.8 TDDi	BHDA, BHDA	08/98 ⇒ 03/05
FOCUS I 1.8 Turbo DI / TDDi	BHDA, EDDB	02/99 ⇒ 03/05
FOCUS I 2.0	EDDB, EDDB	08/98 ⇒ 07/04
FOCUS I 2.0 16V	EDDB, HWDA	02/99 ⇒ 11/04
FOCUS I RS	HMDA	10/02 ⇒ 11/04
FOCUS I ST170	ALDA	03/02 ⇒ 11/04
FOCUS II 1.6	HWDA, G8DC	09/05 ⇒ 07/11
FOCUS II 1.6 TDCi	G8DC, AODA	11/04 ⇒ 09/12
FOCUS II 1.8 Flexifuel	--	12/05 ⇒ 01/08
FOCUS II 1.8 TDCi	KKDB	07/04 ⇒ 09/12
FOCUS II 2.0	AODA, G6DA	10/06 ⇒ 09/10
FOCUS II 2.0 TDCi	G6DA, --	10/06 ⇒ 09/10
FOCUS C-MAX 1.8	CSDA, KKDA	10/03 ⇒ 03/07
FOCUS C-MAX 1.8 TDCi	KKDA, AODA	01/05 ⇒ 03/07
FOCUS C-MAX 2.0	AODA, G6DA	03/04 ⇒ 03/07
FOCUS C-MAX 2.0 TDCi	G6DA, FYDA	10/03 ⇒ 03/07
FUSION 1.25	--, --	10/02 ⇒
FUSION 1.3	--, --	08/02 ⇒
FUSION 1.4	--, F6JA	06/02 ⇒
FUSION 1.4 LPG	UTJA	01/10 ⇒ 12/12
FUSION 1.4 TDCi	F6JA, FYJA	08/02 ⇒ 12/12
FUSION 1.6	FYJA, HHJA	06/02 ⇒ 12/12
FUSION 1.6 TDCi	HHJA, A9A	11/04 ⇒ 12/12
FUSION 2.0	--	11/04 ⇒
IKON 1.3 EFI	--	01/00 ⇒
IKON 1.3 Rocam	--	10/00 ⇒
IKON 1.6 EFI Rocam	--	11/99 ⇒
IKON 1.8 D	--	01/00 ⇒
KA I 1.3	A9A, A9A	09/02 ⇒ 03/04
KA I 1.3 i	A9A, CCA	05/02 ⇒ 11/08
KA I 1.6 i	CCA, FHD	02/01 ⇒ 11/08
PUMA 1.4 16V	FHD, MHA	11/97 ⇒ 10/00
PUMA 1.6 16V	L1W	08/00 ⇒ 06/02
PUMA 1.7 16V	MHA, CDRA	03/97 ⇒ 06/02
PUMA Racing ST 160	MHA	06/99 ⇒ 06/02
STREET KA 1.6	CDRA, 1E05	05/03 ⇒ 07/05

FORD (BR)

FIESTA 1.0i	ZL10	07/99 ⇒
FIESTA 1.6i	ZL16	07/99 ⇒

MAZDA

121 III 1.25	1E05, 1E03	03/96 ⇒ 04/03
121 III 1.3	1E03, 1E07	01/96 ⇒ 04/03
121 III 1.8	1E07	07/96 ⇒ 10/02
121 III 1.8 D	1E07, FXJA	03/96 ⇒ 04/03

MAZDA

121 III 1.8 TD	1E10	02/00 ⇒ 10/02
211.2	FUJA	02/03 ⇒ 06/07
211.25	FUJA	04/03 ⇒ 06/07
211.3 L	ZJ-04	04/03 ⇒ 06/07
211.4	FXJA, F6JA	02/03 ⇒ 06/07
211.4 CD	F6JA, FYJA	04/03 ⇒ 06/07
211.5	ZY-VE	04/03 ⇒ 06/07
211.6	FYJA, 14K4F	02/03 ⇒ 06/07

MG

MG ZR 105	14K4F	06/01 ⇒ 04/05
-----------	-------	---------------

ROVER

25 1.1	11K4F	09/99 ⇒ 06/01
25 1.1 16V	11K4F	01/04 ⇒ 05/05
25 1.4 16V	14K4F, 16K4F	10/99 ⇒ 05/05
25 1.6 16V	16K4F	10/99 ⇒ 05/05
200 III 214 i	14K2F	11/95 ⇒ 03/00
200 III 214 Si	14K4F	11/95 ⇒ 03/00
200 III 216 Si	16K4F	11/95 ⇒ 06/99
200 SERIES 1.4	14K4D	01/96 ⇒ 12/97
400 II 414	14K2F	03/96 ⇒ 12/97
400 II 414 Si	14K4F	05/95 ⇒ 03/00
400 II 416 Si	16K4F, 14K4F	03/95 ⇒ 03/00
STREETWISE 1.4	14K4F, CAVG	08/03 ⇒ 05/05
STREETWISE 1.6	16K4F	01/04 ⇒ 05/05

VOLVO

C30 1.6	B4164S3	10/06 ⇒ 12/12
S40 II 1.6	B4164S3	01/05 ⇒ 12/12
S40 II 1.6 D2	D4162T	10/10 ⇒ 12/12
S40 II D3	D5204T5	10/10 ⇒ 12/12
S40 II D4	D5204T	10/10 ⇒ 12/12
V50 1.6	B4164S3	01/05 ⇒ 12/12
V50 1.6 D2	D4162T	01/10 ⇒ 12/12
V50 D3	D5204T5	10/10 ⇒ 12/12
V50 D4	D5204T	10/10 ⇒ 12/12

7.6214



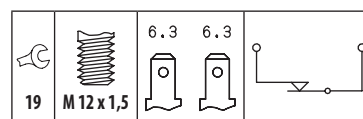
1

REVERSING LIGHT SWITCHES

Adatt./Suitable:

BMW

61 31 1 243 097



7.6215



1

REVERSING LIGHT SWITCHES

Adatt./Suitable:

AUDI

02K 945 415 C
02K 945 415 D
02K 945 415 E
02K 945 415 F
02K 945 415 G
02K 945 415 K

MAN

02K 945 415 K

SEAT

02K 945 415 C
02K 945 415 D
02K 945 415 E
02K 945 415 F
02K 945 415 G
02K 945 415 K

SKODA

02K 945 415 C
02K 945 415 D
02K 945 415 E
02K 945 415 F
02K 945 415 G
02K 945 415 K

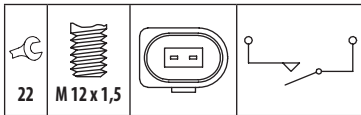
VW

02K 945 415 C
02K 945 415 D
02K 945 415 E
02K 945 415 F
02K 945 415 G
02K 945 415 K

1267 Seal coating on thread

- Rivestimento sigillante sulla filettatura
- Revêtement de scellement sur le filetage
- Beschichtungsmasse am Gewinde
- Revestimiento impermeabilizante en la rosca

MARKET DIFFUSION: HIGH



AUDI		
A1 1.4 TDI	CUSB	11/14 → 10/18
A1 1.4 TFSI	CAV, CAYB	05/10 →
A1 1.6 TDi	CAYB, AMF	05/10 → 10/18
A1 1.8 TFSI	DAJB	02/15 → 10/18
A2 1.2 TDI	ANY	03/01 → 08/05
A2 1.4 TDI	AMF, AEH	02/00 → 08/05
A3 I 1.6	AEH, AGN	08/00 → 05/03
A3 I 1.8	AGN, AGU	09/96 → 05/03
A3 I 1.8 T	AGU, AGU	12/96 → 05/03
A3 I 1.8 T quattro	AGU, AGR	12/96 → 05/03
A3 I 1.9 TDI	AGR, AMK	08/00 → 05/03
A3 I 1.9 TDI quattro	ASZ	08/00 → 05/03
A3 I S3 quattro	AMK, CAYB	10/01 → 05/03
A3 II 1.6 TDI	CAYB, BYT	05/09 → 05/13
A3 II 1.8 TFSI	BYT, BKC	11/06 → 05/13
A3 II 1.8 TFSI quattro	CDAA	07/08 → 08/12
A3 II 1.9 TDI	BKC, AXW	05/03 → 05/10
A3 II 2.0 FSI	AXW, BDB	05/03 → 06/08
A3 II 2.0 TDI	CBAA	04/08 → 05/13
A3 II 2.0 TDI 16V quattro	BKD	08/04 → 08/12
A3 II 3.2 V6 quattro	BDB, BHZ	07/03 → 05/09
A3 II S3 quattro	BHZ, CAYB	11/06 → 08/12
A3 II SPORTBACK 1.6 TDI	CAYB, BYT	05/09 → 03/13
A3 II SPORTBACK 1.8 TFSI	BYT, BKC	11/06 → 03/13
A3 II SPORTBACK 1.8 TFSI quattro	CDAA	07/08 → 03/13
A3 II SPORTBACK 1.9 TDI	BKC, AXW	09/04 → 05/10
A3 II SPORTBACK 2.0 FSI	AXW, CDLA	09/04 → 06/08
A3 II SPORTBACK 2.0 TDI 16V quattro	BKD	11/05 → 03/13
A3 II SPORTBACK 3.2 V6 quattro	BMJ	09/04 → 05/09
A3 II SPORTBACK S3 quattro	CDLA, CHZD	06/08 → 03/13
A3 III 1.0 TFSI	CHZD, CMBA	07/16 →
A3 III 1.2 TFSI	CJZA	10/13 →
A3 III 1.4 TFSI	CMBA, CUKB	04/12 →
A3 III 1.4 TFSI e-tron	CUKB, CLHA	05/14 →
A3 III 1.4 TFSI g-tron	CPWA	11/13 →
A3 III 1.4 TSI	CZEA	05/14 →
A3 III 1.5 TFSI	DADA	05/17 →
A3 III 1.6 TDI	CLHA, CJSA	10/12 →
A3 III 1.8 TFSI	CJSA, CRFA	04/12 →
A3 III 1.8 TFSI quattro	CJSB	08/12 →
A3 III 2.0 quattro	CNTC	11/13 →

AUDI		
A3 III 2.0 TDI	CRFA, CRBC	09/12 →
A3 III 2.0 TDI quattro	CRBC, CHHB	02/13 →
A3 III 2.0 TFSI	CHHB, DDYA	01/13 →
A3 III 2.0 TFSI quattro	CNTC	05/14 →
A3 III 30 TDI	DDYA, CHZD	10/18 →
A3 III 30 TFSI	CHZD, CJXB	10/18 →
A3 III 35 TFSI	DADA	10/18 →
A3 III S3 quattro	CJXB, CHZJ	02/13 →
Q2 1.0 TFSI	CHZJ, DDYA	10/16 →
Q2 1.4 TSI	CZEA	06/16 →
Q2 1.6 TDI	DDYA, AJQ	06/16 → 10/18
TT I 1.8	AJQ, AJQ	10/98 → 06/06
TT I 1.8 T	AJQ, AJQ	09/05 → 06/06
TT I 1.8 T quattro	AJQ, CHHC	02/00 → 06/06
TT I 3.2 VR6 quattro	BPF	07/03 → 06/06
TT II 1.8 TFSI	CDAA	06/08 → 06/14
TT III 1.8 TFSI	CJSB	08/15 →
TT III 2.0 TDI	CUNA	07/14 →
TT III 2.0 TFSI quattro	CHHC, DASA	07/14 →
TT III 2.0 TTS quattro	CJXF	02/15 →

MAN

TGE 2.0 TDI RWD DASA, ANU 05/17 →

SEAT

ALHAMBRA I / II 1.8	AWC	05/98 → 03/10
ALHAMBRA I / II 1.9 TDI	ANU, AUY	06/00 → 03/10
ALHAMBRA I / II 1.9 TDI 4motion	AUY, AUE	06/00 → 03/10
ALHAMBRA I / II 1.9 Tdi 4x4	ASZ	06/05 → 11/08
ALHAMBRA I / II 2.0 i	ATM	04/96 → 03/10
ALHAMBRA I / II 2.8 V6	AUE, AUE	06/00 → 03/10
ALHAMBRA I / II 2.8 V6 4motion	AUE, BXW	06/00 → 03/10
ALTEA 1.2 TSI	CBZB	04/10 →
ALTEA 1.4 16V	BXW, BGU	05/06 →
ALTEA 1.4 TSI	CAXC	11/07 →
ALTEA 1.6	BGU, BYT	03/04 →
ALTEA 1.6 LPG	CHGA	09/09 →
ALTEA 1.6 TDI	CAYC	10/09 →
ALTEA 1.8 TFSI	BYT, BJB	01/07 →
ALTEA 1.9 TDI	BJB, BLR	04/04 →
ALTEA 2.0 FSI	BLR, AZV	05/04 → 03/09
ALTEA 2.0 TDI	AZV, BKD	03/04 →
ALTEA 2.0 TDI 16V	BKD, BXW	03/04 →
ALTEA 2.0 TFSI	BWA	04/06 → 05/09
ALTEA XL 1.2 TSI	CBZB	04/10 →
ALTEA XL 1.4 16V	BXW, BGU	10/06 →
ALTEA XL 1.6	BGU, BYT	10/06 →
ALTEA XL 1.6 LPG	CHGA	09/09 →
ALTEA XL 1.6 TDI	CAYC	10/09 →
ALTEA XL 1.8 TFSI	BYT, BKC	01/07 →
ALTEA XL 1.9 TDI	BKC, BVB	10/06 →
ALTEA XL 2.0 FSI	BVB, AZV	10/06 → 03/09
ALTEA XL 2.0 TDI	AZV, BWA	10/06 →
ALTEA XL 2.0 TDI 4x4	BMM	06/07 →
ALTEA XL 2.0 TFSI	BWA	10/06 → 05/09
ALTEA XL 2.0 TFSI 4x4	BWA, AER	06/07 →
ARONA 1.6 TDI	DGTD	11/17 →
AROSA 1.0	AER, AEX	05/97 → 06/04
AROSA 1.4	AEX, AFK	05/97 → 06/04
AROSA 1.4 16V	AFK, DDYA	01/00 → 06/04
AROSA 1.4 TDI	AMF	01/00 → 06/04
AROSA 1.7 SDI	AKU	08/97 → 06/04
ATECA 1.0 TSI	CHZJ	05/16 →
ATECA 1.4 TSI	CZEA	06/16 →
ATECA 1.4 TSI 4Drive	CZEA	06/16 →
ATECA 1.6 TDI	DDYA, AST	04/16 →
ATECA 2.0 TDI	DDYA	04/16 →
ATECA 2.0 TDI 4Drive	DDYA	04/16 →
CORDOBA I 1.0 16V	AST, APE	05/00 → 10/02
CORDOBA I 1.4 16V	APE, AKL	06/99 → 12/02
CORDOBA I 1.6 i	AKL, AGP	02/93 → 12/02
CORDOBA I 1.9 SDI	AGP, AZQ	06/99 → 12/02
CORDOBA II 1.2	AZQ, BBY	10/02 → 06/06
CORDOBA II 1.2 12V	BXV	05/06 → 11/09
CORDOBA II 1.4 16V	BBY, AMF	09/02 →
CORDOBA II 1.4 TDI	AMF, ASZ	10/02 → 11/09
CORDOBA II 1.6 16V	BTS	11/06 → 11/09
CORDOBA II 1.9 SDI	ASY	09/02 → 11/09
CORDOBA II 1.9 TDI	ASZ, AZL	09/02 → 11/09
CORDOBA II 2.0	AZL, ALD	09/02 → 11/09
IBIZA II 1.0	ALD, AST	08/99 → 02/02
IBIZA II 1.0 16V	AST, AKK	10/99 → 02/02
IBIZA II 1.4	AKK, APE	08/99 → 02/02
IBIZA II 1.4 16V	APE, AEH	08/99 → 02/02
IBIZA II 1.6	AEH, AEE	08/99 → 02/02
IBIZA II 1.6 i	AEE, AGP	03/93 → 02/02
IBIZA II 1.9 SDI	AGP, AZQ	08/99 → 02/02
IBIZA III 1.2	AZQ, AUB	02/02 → 05/08

SEAT		
IBIZA III 1.2 12V	BXV	05/06 → 11/09
IBIZA III 1.4 16V	AUB, AMF	02/02 → 11/09
IBIZA III 1.4 TDI	AMF, BBU	05/02 → 11/09
IBIZA III 1.6	BAH	02/03 → 11/09
IBIZA III 1.6 16V	BTS	11/06 → 11/09
IBIZA III 1.8 T Cupra R	BBU, BJX	01/04 → 02/08
IBIZA III 1.8 T FR	BJX, ASZ	12/03 → 05/08
IBIZA III 1.9 SDI	ASY	02/02 → 12/05
IBIZA III 1.9 TDI	ASZ, BPX	02/02 → 11/09
IBIZA III 1.9 TDI Cupra R	BPX, AZL	03/04 → 02/08
IBIZA III 2.0	AZL, CGPB	04/02 → 11/09
IBIZA IV 1.0 TSI	CHZB	05/15 →
IBIZA IV 1.2	CGPB, CBZB	03/08 →
IBIZA IV 1.2 LPG	BZG	03/08 →
IBIZA IV 1.2 TDI	CFWA	04/10 →
IBIZA IV 1.2 TSI	CBZB, BXW	09/10 →
IBIZA IV 1.4	BXW, BMS	07/08 →
IBIZA IV 1.4 LPG	BXW	03/08 → 05/11
IBIZA IV 1.4 TDI	BMS, CAVF	07/08 →
IBIZA IV 1.4 TSI	CAVF, CAVE	06/09 →
IBIZA IV 1.4 TSI Cupra	CAVE, CWVA	06/09 →
IBIZA IV 1.6	BTS	05/08 →
IBIZA IV 1.6 LPG	CNKA	05/11 →
IBIZA IV 1.6 SRE	CWVA, CAYA	07/15 →
IBIZA IV 1.6 TDI	CAYA, BLS	05/09 →
IBIZA IV 1.9 TDI	BLS, CHZJ	03/08 →
IBIZA IV 2.0	CEKA	10/08 →
IBIZA IV 2.0 TDI	CFHD	01/10 →
IBIZA V 1.0	CHYC	07/17 →
IBIZA V 1.0 TSI	CHZJ, AHW	01/17 →
IBIZA V 1.5 TSI	DADA	07/17 →
IBIZA V 1.6 TDI	DGTA	12/17 →
LEON I 1.4 16V	AHW, AEH	11/99 → 06/06
LEON I 1.6	AEH, AUS	10/05 → 06/06
LEON I 1.6 16V	AUS, AGN	09/00 → 06/06
LEON I 1.8 20V	AGN, APP	11/99 → 06/06
LEON I 1.8 20V T	APP, AJQ	11/99 → 06/06
LEON I 1.8 20V T 4	AJQ, AMK	11/99 → 06/06
LEON I 1.8 T Cupra R	AMK, AGR	02/02 → 06/06
LEON I 1.9 SDI	AQM	11/99 → 06/06
LEON I 1.9 TDI	AGR, AUE	09/00 → 06/06
LEON I 1.9 TDI Syncro	ARL	05/02 → 06/06
LEON I 2.3 V5	AGZ	10/98 → 11/00
LEON I 2.3 VR5	AQN	09/00 → 11/03
LEON I 2.8	BDE	05/02 → 06/04
LEON I 2.8 Cupra 4	AUE, BXW	02/01 → 06/06
LEON II 1.2 TSI	CBZB	02/10 → 12/12
LEON II 1.4 16V	BXW, BSE	06/06 → 12/12
LEON II 1.4 TSI	CAXC	11/07 → 12/12
LEON II 1.6	BSE, BSE	07/05 → 12/12
LEON II 1.6 LPG	CHGA	12/09 → 12/12
LEON II 1.6 MultiFuel	BSE, BZB	11/10 → 12/12
LEON II 1.6 TDI	CAYC	02/10 → 12/12
LEON II 1.8 TSI	BZB, BKC	06/07 → 12/12
LEON II 1.9 TDI	BKC, BLR	07/05 → 12/10
LEON II 2.0 Cupra R	CDLA	09/09 → 12/12
LEON II 2.0 FSI	BLR, AZV	07/05 → 05/10
LEON II 2.0 TDI	AZV, BKD	07/05 → 12/12
LEON II 2.0 TDI 16V	BKD, BWA	07/05 → 12/12
LEON II 2.0 TFSI	BWA, CHZD	05/05 → 12/12
LEON III 1.0 TSI	CHZD, CJZB	05/15 →
LEON III 1.2 TSI	CJZB, CHPA	12/12 →
LEON III 1.4 TGI	CPWA	02/13 →
LEON III 1.4 TSI	CHPA, CLHA	09/12 →
LEON III 1.6 TDI	CLHA, CLHA	09/12 →
LEON III 1.6 TDI 4Drive	CLHA, CJXC	04/14 →
LEON III 1.6 TSI	CWVA	05/15 →
LEON III 1.8 TFSI	CJSA	02/13 →
LEON III 1.8 TSI	CJSA	02/13 →
LEON III 1.8 TSI 4Drive	CJSB	11/14 →
LEON III 2.0 Cupra	CJXC, CRGA	09/15 →
LEON III 2.0 Cupra R	CJXC	11/17 →
LEON III 2.0 TDI	CRGA, CJZB	02/13 →
LEON ST 1.0 TSI	CHZD	05/15 →
LEON ST 1.2 TSI	CJZB, CRKB	01/13 →
LEON ST 1.6 TDI	CRKB, AHW	09/13 →
LEON ST 2.0 Cupra	CJXC	11/16 →
TOLEDO II 1.4 16V	AHW, AEH	01/00 → 05/02
TOLEDO II 1.6	AEH, AUS	10/98 → 07/04
TOLEDO II 1.6 16V	AUS, AGN	06/00 → 05/06
TOLEDO II 1.8 20V	AGN, APP	10/98 → 07/04
TOLEDO II 1.8 20VT	APP, AGR	09/00 → 07/04
TOLEDO II 1.8 4x4	AJQ	05/01 → 04/04
TOLEDO II 1.9 TDI	AGR, BGU	10/00 → 05/06
TOLEDO II 1.9 TDI 4Drive	ARL	10/00 → 10/05
TOLEDO II 2.3 V5	AGZ	10/98 → 11/00
TOLEDO II 2.3 V5 20V	AQN	09/00 → 11/03
TOLEDO III 1.4 16V	BXW	05/06 → 05/09

SEAT			
TOLEDO III 1.4 TSI	CAXC	11/07	⇒ 05/09
TOLEDO III 1.6	BGU, BYT	10/04	⇒ 05/09
TOLEDO III 1.8 TFSI	BYT, BJB	01/07	⇒ 05/09
TOLEDO III 1.9 TDI	BJB, BLR	10/04	⇒ 05/09
TOLEDO III 2.0 FSI	BLR, AZV	10/04	⇒ 05/09
TOLEDO III 2.0 TDI	AZV, CHZB	09/04	⇒ 05/09
TOLEDO III 2.0 TDI 16V	BKD	04/04	⇒ 05/09
TOLEDO III 2.0 TFSI	BWA	11/05	⇒ 05/09
TOLEDO IV 1.0 TSI	CHZB, CAXA	05/17	⇒
TOLEDO IV 1.2 TSI	CJZC	05/15	⇒
TOLEDO IV 1.4 TDI	CUSB	05/15	⇒
TOLEDO IV 1.4 TSI	CAXA, CAYB	07/12	⇒
TOLEDO IV 1.6	CFNA	07/13	⇒
TOLEDO IV 1.6 SRE	CWVA	05/15	⇒
TOLEDO IV 1.6 TDI	CAYB, AMF	07/12	⇒

SKODA			
FABIA I 1.4 TDI	AMF, ATD	04/03	⇒ 03/08
FABIA I 1.9 TDI	ATD, BMS	01/00	⇒ 03/08
FABIA II 1.2 TDI	CFWA	05/10	⇒ 12/14
FABIA II 1.4 TDI	BMS, CAYA	01/07	⇒ 03/10
FABIA II 1.6 TDI	CAYA, BLS	03/10	⇒ 12/14
FABIA II 1.9 TDI	BLS, CUSA	04/07	⇒ 03/10
FABIA III 1.4 TDI	CUSA, AXP	08/14	⇒
FABIA III 1.6	CWVB	01/15	⇒
KAROQ 1.0 TSI	CHZJ	07/17	⇒
KAROQ 1.5 TSI	DADA	07/17	⇒
KAROQ 1.6 TDI	DDYA	07/17	⇒
OCTAVIA I 1.4 16V	AXP, AEE	08/00	⇒ 12/10
OCTAVIA I 1.6	AEE, AGU	02/97	⇒ 12/10
OCTAVIA I 1.8	AGN	09/96	⇒ 07/00
OCTAVIA I 1.8 T	AGU, AGP	08/97	⇒ 12/10
OCTAVIA I 1.8 T 4x4	ARX	05/01	⇒ 05/06
OCTAVIA I 1.9	AGP, AGP	08/98	⇒ 12/03
OCTAVIA I 1.9 D	AQM	08/00	⇒ 12/03
OCTAVIA I 1.9 SDI	AGP, AGR	06/97	⇒ 12/03
OCTAVIA I 1.9 TDi	AGR, AEG	10/96	⇒ 12/10
OCTAVIA I 1.9 TDI 4x4	AGR	11/99	⇒ 02/06
OCTAVIA I 2.0	AEG, AZH	04/99	⇒ 05/07
OCTAVIA I 2.0 4x4	AZH, BGU	08/00	⇒ 09/04
OCTAVIA I RS 1.8 T	AUQ	05/01	⇒ 01/06
OCTAVIA II 1.4	BCA	05/04	⇒ 05/06
OCTAVIA II 1.4 [CHN]	CFBA	03/10	⇒
OCTAVIA II 1.6	BGU, CDFB	06/04	⇒ 06/13
OCTAVIA II 1.6 [CHN]	CDFA, BZB	09/07	⇒
OCTAVIA II 1.6 FSI	BLF	02/04	⇒ 10/08
OCTAVIA II 1.6 TDI	CAYC	06/09	⇒ 04/13
OCTAVIA II 1.6 TDI 4x4	CAYC	06/09	⇒ 02/13
OCTAVIA II 1.8 [CHN]	BYJ	04/07	⇒
OCTAVIA II 1.8 TSI	BZB, CDAA	06/07	⇒ 06/13
OCTAVIA II 1.8 TSI 4x4	CDAA, BJB	11/08	⇒ 02/13
OCTAVIA II 1.9 TDI	BJB, BKC	06/04	⇒ 12/10
OCTAVIA II 1.9 TDI 4x4	BKC, BXX	11/04	⇒ 12/10
OCTAVIA II 2.0 [CHN]	BXX, BLR	04/07	⇒
OCTAVIA II 2.0 FSI	BLR, BLX	11/04	⇒ 10/08
OCTAVIA II 2.0 FSI 4x4	BLX, CFHF	11/04	⇒ 10/08
OCTAVIA II 2.0 TDI	CFHF, BMN	03/10	⇒ 06/13
OCTAVIA II 2.0 TDI RS	BMN, CJZB	04/06	⇒ 02/13
OCTAVIA III 1.0 TSI	CHZD	05/16	⇒
OCTAVIA III 1.2 TSI	CJZB, CLHA	11/12	⇒
OCTAVIA III 1.4 [CHN]	CCSA	02/14	⇒
OCTAVIA III 1.4 TSI	CHPA	11/12	⇒
OCTAVIA III 1.4 TSI G-TEC	CPWA	11/13	⇒
OCTAVIA III 1.5 TSI	DADA	02/17	⇒
OCTAVIA III 1.6 [CHN]	CSRA	02/14	⇒
OCTAVIA III 1.6 TDI	CLHA, CRKB	11/12	⇒
OCTAVIA III 1.6 TDI 4x4	CRKB, CUSA	05/15	⇒
OCTAVIA III 1.8 TSI	CJSA, CUNA	11/12	⇒
OCTAVIA III 1.8 TSI 4x4	CJSA	11/12	⇒
OCTAVIA III 2.0 TDI	CYKA	05/15	⇒
OCTAVIA III 2.0 TDI / TDI RS 4x4	CUNA, CKFC	09/14	⇒
OCTAVIA III 2.0 TDI 4x4	CKFC, CUNA	11/12	⇒
OCTAVIA III 2.0 TDI RS	CUNA, CAYB	05/13	⇒
OCTAVIA III 2.0 TSI RS	DLBA	02/17	⇒
RAPID 1.2 TSI	CJZC	05/15	⇒
RAPID 1.4 TDI	CUSB	05/15	⇒
RAPID 1.6	CWVA	05/15	⇒
RAPID 1.6 SRE	CWVA	05/15	⇒
RAPID 1.6 TDI	CAYB, BMS	07/12	⇒
ROOMSTER 1.2 TDI	CFWA	03/10	⇒ 05/15
ROOMSTER 1.4 TDI	BMS, CAYA	09/06	⇒ 03/10
ROOMSTER 1.6 TDI	CAYA, AXR	03/10	⇒ 05/15
ROOMSTER 1.9 TDI	AXR, BLS	03/06	⇒ 03/10
SUPERB II 1.6 TDI	CAYC	09/10	⇒ 05/15
SUPERB II 1.9 TDI	BLS, CZCA	03/08	⇒ 11/10
SUPERB II 2.0 TDI	CFGB	07/08	⇒ 05/15
SUPERB II 2.0 TDI 16V	CFFB	01/09	⇒ 05/15
SUPERB II 2.0 TDI 16V 4x4	CFFB	11/10	⇒ 05/15

SKODA			
SUPERB II 2.0 TDI 4x4	CFGB	09/08	⇒ 05/15
SUPERB II 2.0 TSI	CCZA	05/10	⇒ 05/15
SUPERB II 3.6 FSI 4x4	--	04/09	⇒ 05/15
SUPERB III 1.4 TSI	CZCA, CVRA.	03/15	⇒
SUPERB III 1.4 TSI 4x4	CZDA	03/15	⇒
SUPERB III 1.6 TDI	CVRA., CUSA	03/15	⇒
SUPERB III 1.8 TSI	CJSA, CRGA	03/15	⇒
SUPERB III 2.0 TDI	CRGA, CRLB	03/15	⇒
SUPERB III 2.0 TDI 4x4	CRLB, CFHA	03/15	⇒
SUPERB III 2.0 TSI	CHHB	03/15	⇒
SUPERB III 2.0 TSI 4x4	CJXA	03/15	⇒
YETI 1.6 TDI	CAYC	11/10	⇒ 05/15
YETI 2.0 TDI	CFHA, AGR	11/09	⇒ 12/17

VOLKSWAGEN (BR)			
GOLF A4 1.6i	AKL	10/99	⇒
GOLF A4 1.8i Turbo 20v	AGU	10/99	⇒
GOLF A4 1.9 D	AGR, AEG	01/00	⇒
GOLF A4 2.0i	AEG, BAH	08/99	⇒
POLO 1.4 16V	BBY	09/02	⇒
POLO 1.6	BAH, MY5	07/00	⇒
POLO 1.8	MY5, CDCA	05/98	⇒
POLO 1.9 SDI	ASY	05/02	⇒
POLO 2.0	BBX	05/02	⇒

VW			
AMAROK 2.0 BiTDI	CDCA, CDCA	09/10	⇒
AMAROK 2.0 BiTDI 4motion	CDCA, CDBA	09/10	⇒
AMAROK 2.0 TDI	CDBA, CDBA	09/10	⇒
AMAROK 2.0 TDI 4motion	CDBA, CDBA	09/10	⇒
AMAROK 2.0 TDI/TDi BlueMotion	CDBA, CNEA	05/12	⇒ 10/13
AMAROK 2.0 TDI/TDi BlueMotion [ExtraEU]	CNEA, CAVD	05/12	⇒
AMAROK 2.0 TSI	CFPA	12/10	⇒
AMAROK 3.0 TDI	DDXA	06/16	⇒
AMAROK 3.0 TDI 4motion	DDXA	06/16	⇒
ARTEON 1.5 TSI	DADA	11/17	⇒
ARTEON 2.0 TDI	DFGA	04/17	⇒
BEETLE 1.4 TSI	CAVD, CPKA	10/11	⇒
BEETLE 1.6 TDI	CAYC	10/11	⇒
BEETLE 1.8 TSI	CPKA, CUUA	12/13	⇒
BEETLE 2.0 TDI	CUUA, CBTA	06/14	⇒
BEETLE 2.5	CBTA, AHW	04/11	⇒
BORA 1.4 16V	AHW, AEH	03/00	⇒ 05/05
BORA 1.6	AEH, ATN	08/00	⇒ 05/05
BORA 1.6 16V	ATN, AGN	02/00	⇒ 05/05
BORA 1.6 FSI	BAD	01/02	⇒ 05/05
BORA 1.8	AGN	10/98	⇒ 05/05
BORA 1.8 4motion	AGN, AGU	05/99	⇒ 05/05
BORA 1.8 T	AGU, AGP	05/00	⇒ 05/05
BORA 1.9 SDI	AGP, AGR	10/98	⇒ 05/05
BORA 1.9 TDI	AGR, AGR	05/00	⇒
BORA 1.9 TDI 4motion	AGR, APK	05/00	⇒
BORA 2.0	APK, AZH	10/98	⇒ 05/05
BORA 2.0 4motion	AZH, AGZ	04/00	⇒ 05/05
BORA 2.3 V5	AGZ, AGZ	10/00	⇒ 05/05
BORA 2.3 V5 4motion	AGZ, AQP	10/00	⇒ 05/05
BORA 2.8 V6 4motion	AQP, CBZA	03/99	⇒ 05/05
BORA 2.8 VR6	AUE	03/00	⇒ 05/00
CADDY III 1.0 TSI	CHZG	11/15	⇒
CADDY III 1.2 TSI	CBZA, BCA	09/10	⇒
CADDY III 1.4	BCA, BGU	03/04	⇒ 08/10
CADDY III 1.4 TGI CNG	CPWA	06/15	⇒
CADDY III 1.4 TSI	CZCB	05/15	⇒
CADDY III 1.6	BGU, BSF	04/04	⇒
CADDY III 1.6 BiFuel	BSF, CAYD	05/11	⇒ 05/15
CADDY III 1.6 TDI	CAYD, BJB	08/10	⇒
CADDY III 1.9 TDI	BJB, BDJ	04/04	⇒ 08/10
CADDY III 1.9 TDI 4motion	BLS	05/08	⇒ 08/10
CADDY III 2.0 EcoFuel	BSX	04/06	⇒ 05/15
CADDY III 2.0 SDI	BDJ, BMM	03/04	⇒ 08/10
CADDY III 2.0 TDI	BMM, CFHC	09/07	⇒
CADDY III 2.0 TDI 16V	CFHC, CFHC	11/10	⇒ 05/15
CADDY III 2.0 TDI 16V 4motion	CFHC	11/10	⇒ 05/15
CADDY III 2.0 TDI 4motion	CFHC, AXB	08/10	⇒
CAMPMOBILE 1.9 TDi	AXB, CAAB	03/04	⇒ 11/09
CAMPMOBILE 2.0 TDi BlueMotion	CAAB, CKMA	04/15	⇒
CARAVELLE 2.0 EcoFuel	AXACNG	01/06	⇒ 03/14
CC 1.4 TSI	CKMA, CFGB	11/11	⇒ 12/16
CC 2.0 TDI 4motion	CFGB, CBFA	11/11	⇒ 12/16
CC 2.0 TSI	CBFA, DASA	11/11	⇒
CC 3.6 FSI	CNNA	11/11	⇒
CRAFTER 2.0 TDi	DASB	11/17	⇒
CRAFTER 2.0 TDI RWD	DASA, CAVD	05/17	⇒
EOS 1.4 TSI	CAVD, BVY	11/07	⇒ 08/15
EOS 1.6 FSI	BLF	06/06	⇒ 05/08
EOS 2.0 FSI	BVY, BMM	03/06	⇒ 05/08

VW			
EOS 2.0 TDI	BMM, CBAB	06/06	⇒ 08/15
EOS 2.0 TDI 16V	CBAB, BPY	05/08	⇒ 08/15
EOS 2.0 TFSI	BPY, AXP	03/06	⇒ 08/15
EOS 2.0 TSI	CCZB	11/09	⇒ 08/15
GOLF IV 1.4	AXP, AHW	05/00	⇒ 06/06
GOLF IV 1.4 16V	AHW, AEH	08/97	⇒ 06/06
GOLF IV 1.6	AEH, ATN	06/98	⇒ 06/06
GOLF IV 1.6 16V	ATN, AAM	02/00	⇒ 06/06
GOLF IV 1.6 FSI	BAG	10/03	⇒ 07/04
GOLF IV 1.8	AAM, AGU	08/97	⇒ 06/05
GOLF IV 1.8 4motion	AGN	05/99	⇒ 06/06
GOLF IV 1.8 T	AGU, AGP	08/97	⇒ 06/06
GOLF IV 1.9 SDi	AGP, AFN	08/97	⇒ 06/06
GOLF IV 1.9 TDi	AFN, AGR	06/98	⇒ 06/06
GOLF IV 1.9 TDI 4motion	AGR, AGG	09/00	⇒ 06/06
GOLF IV 1.9 TDI GTi	ARL	06/01	⇒ 06/06
GOLF IV 2.0	AGG, AZH	06/98	⇒ 06/06
GOLF IV 2.0 4motion	AZH, AGZ	10/00	⇒ 06/06
GOLF IV 2.3 V5	AGZ, AGZ	10/00	⇒ 06/06
GOLF IV 2.3 V5 4motion	AGZ, AQP	10/00	⇒ 06/06
GOLF IV 2.8 V6 4motion	AQP, AQP	05/99	⇒ 06/06
GOLF IV 2.8 VR6 4motion	AQP, BCA	03/99	⇒ 06/05
GOLF V 1.4	BUD	06/07	⇒ 07/09
GOLF V 1.4 16V	BCA, BKG	10/03	⇒ 12/13
GOLF V 1.4 FSI	BKG, BLG	10/03	⇒ 11/06
GOLF V 1.4 TSI	BLG, BGU	11/05	⇒ 12/13
GOLF V 1.6	BGU, BAG	01/04	⇒
GOLF V 1.6 FSI	BAG, CCSA	10/03	⇒ 07/08
GOLF V 1.6 MultiFuel	CCSA, BKC	10/07	⇒ 12/13
GOLF V 1.9 TDI	BKC, BKC	10/03	⇒ 07/09
GOLF V 1.9 TDI 4motion	BKC, BHY	08/04	⇒ 07/09
GOLF V 2.0	BHY, AXW	08/06	⇒ 07/09
GOLF V 2.0 FSI	AXW, BLX	01/04	⇒ 11/08
GOLF V 2.0 FSI 4motion	BLX, AXX	08/04	⇒ 11/08
GOLF V 2.0 GTI	AXX, AZV	10/04	⇒ 02/09
GOLF V 2.0 SDI	BOK	01/04	⇒ 11/08
GOLF V 2.0 TDI	AZV, BKD	10/03	⇒
GOLF V 2.0 TDI 16V	BKD, CBTA	10/03	⇒ 12/13
GOLF V 2.0 TDI 16V 4motion	BKD	08/04	⇒ 11/08
GOLF V 2.0 TDI 4motion	AZV	08/04	⇒ 07/09
GOLF V 2.5	CBTA, BGP	05/07	⇒ 11/08
GOLF V 2.5 FSI	BGP, BUD	06/05	⇒ 11/08
GOLF VI 1.2 TSI	CBZA	05/10	⇒ 11/12
GOLF VI 1.4	BUD, CAVD	10/08	⇒
GOLF VI 1.4 16V	BUD	01/09	⇒ 05/11
GOLF VI 1.4 TSI	CAVD, BSE	10/08	⇒
GOLF VI 1.4 TSI BlueMotion	CHPA	08/12	⇒
GOLF VI 1.6	BSE, CAYB	10/08	⇒ 11/12
GOLF VI 1.6 TDI	CAYB, CLHA	02/09	⇒
GOLF VI 1.6 TDI 4motion	CAYC	07/09	⇒ 07/13
GOLF VI 1.6 TDI BlueMotion	CLHA, BMM	08/12	⇒
GOLF VI 1.6 TDI/TDi BlueMotion	CAYC	05/09	⇒ 05/14
GOLF VI 1.8 TSI	CDAA	06/09	⇒ 01/11
GOLF VI 1.9 TDi	AGR	07/98	⇒ 04/02
GOLF VI 2.0 R	CDLA	01/13	⇒
GOLF VI 2.0 TDI	BMM, CDLC	10/08	⇒
GOLF VI 2.0 TSI	CDLC, CBTA	01/13	⇒
GOLF VI 2.5	CBTA, CHZC	07/09	⇒
GOLF VII 1.0 TSI	CHZC, CJZB	05/15	⇒
GOLF VII 1.2 TSI	CJZB, CHPA	08/12	⇒
GOLF VII 1.4 GTE Hybrid	CUKB	05/14	⇒
GOLF VII 1.4 TSI	CHPA, CLHA	11/12	⇒
GOLF VII 1.5 TSI	DACA	04/17	⇒
GOLF VII 1.6	CWVA	05/14	⇒
GOLF VII 1.6 TDI	CLHA, CLHA	08/12	⇒
GOLF VII 1.6 TDI 4motion	CLHA, CUNA	11/12	⇒
GOLF VII 1.8 TSI 4motion	CJSB	12/14	⇒
GOLF VII 2.0 GTD	CUNA, CHHB	04/13	⇒
GOLF VII 2.0 GTI	CHHB, CJXB	04/13	⇒
GOLF VII 2.0 GTI Clubsport	CJXE	02/16	⇒
GOLF VII 2.0 GTI Clubsport S	CJXG	09/16	⇒
GOLF VII 2.0 R 4motion	CJXB, CRBC	11/13	⇒
GOLF VII 2.0 TDI	CRBC, CRBC	08/12	⇒
GOLF VII 2.0 TDI 4motion	CRBC, BLG	11/12	⇒
GOLF VII 2.0 TFSI	CYFB	11/13	⇒
JETTA V 1.4 TSI	BLG, BSE	07/06	⇒ 10/10
JETTA V 1.6	BSE, CAYB	10/05	⇒ 10/10
JETTA V 1.6 FSI	BLF	09/05	⇒ 10/10
JETTA V 1.6 MultiFuel	CCSA	01/08	⇒ 10/10
JETTA V 1.6 TDI	CAYB, BKC	06/09	⇒ 10/10
JETTA V 1.9 TDI	BKC, BLR	01/05	⇒
JETTA V 2.0	BEV	06/01	⇒ 05/05
JETTA V 2.0 FSI	BLR, AZV	08/05	⇒ 10/10
JETTA V 2.0 TDI	AZV, BKD		

VW		
JETTA VI 1.4 TSi	CAVA, CPKA	04/11 →
JETTA VI 1.6 TDI	CAYC	04/10 → 07/14
JETTA VI 1.8 TSi	CPKA, CFHC	07/14 →
JETTA VI 2.0	CBPA	06/10 →
JETTA VI 2.0 TDI	CFHC, CLCA	02/11 →
JETTA VI 2.0 TDI/TDi BlueMotion	CLCA, CBTA	10/10 →
JETTA VI 2.5	CBTA, AER	04/10 →
LUPO 1.0	AER, ANY	09/98 → 07/05
LUPO 1.2 TDI 3L	ANY, AFK	07/99 → 07/05
LUPO 1.4	AUD	10/00 → 07/05
LUPO 1.4 16V	AFK, AXB	09/98 → 07/05
LUPO 1.4 FSI	ARR	02/01 → 07/05
LUPO 1.4 TDI	AMF	01/99 → 07/05
LUPO 1.6 GTI	AVY	09/00 → 07/05
LUPO 1.7 SDI	AKU	09/98 → 07/05
MULTIVAN 1.9 TDI	AXB, CAAA	04/03 → 11/09
MULTIVAN 2.0	AXA	11/03 → 08/15
MULTIVAN 2.0 TDI	CAAA, AWH	09/09 →
MULTIVAN 3.2 V6	BDL	02/04 → 06/04
NEW BEETLE 1.4	BCA	11/01 → 09/10
NEW BEETLE 1.6	AWH, AGU	06/00 → 09/10
NEW BEETLE 1.8 T	AGU, ALH	11/01 → 09/10
NEW BEETLE 1.9 TDI	ALH, AEG	02/01 → 09/10
NEW BEETLE 2.0	AEG, BPR	01/98 → 10/10
NEW BEETLE 2.3 V5	AQN	10/00 → 09/10
NEW BEETLE 2.5	BPR, BZB	07/05 → 09/10
NEW BEETLE RSI 3.2 4motion	AXJ	04/00 → 05/01
PASSAT V 1.4 TSi	CAXA, BSE	05/07 → 12/14
PASSAT V 1.4 TSi EcoFuel	CDGA	01/09 → 12/14
PASSAT V 1.4 TSi MultiFuel	CKMA	11/10 → 12/14
PASSAT V 1.6	BSE, BZB	05/05 → 11/10
PASSAT V 1.6 FSI	BLF	03/05 → 06/08
PASSAT V 1.6 TDI	CAYC	08/09 → 12/14
PASSAT V 1.8 TSi	BZB, BKC	05/07 →
PASSAT V 1.9 TDI	BKC, AXX	03/05 → 11/10
PASSAT V 2.0 BlueTDI	CBAC	01/09 → 11/10
PASSAT V 2.0 FSI	AXX, BLX	03/05 → 11/10
PASSAT V 2.0 FSI 4motion	BLX, BMA	09/05 → 11/10
PASSAT V 2.0 TDI	BMA, BKP	03/05 →
PASSAT V 2.0 TDI 16V	BKP, BKP	03/05 → 11/10
PASSAT V 2.0 TDI 16V 4motion	BKP, BMP	03/05 → 11/10
PASSAT V 2.0 TDI 4motion	BMP, CBTA	03/05 → 12/14
PASSAT V 2.0 TSi	CCZB	11/10 → 12/14
PASSAT V 2.0 TSi 4motion	CCZB	01/12 → 12/14
PASSAT V 2.5 SRE	CBTA, CZDA	01/11 →
PASSAT V 3.6 FSI	BLV	06/05 →
PASSAT V 3.6 FSI 4motion	BLV	09/05 → 12/14
PASSAT V 1.4 GTE Hybrid	CKUC	06/15 →
PASSAT VI 1.4 TSi	CZDA, DCXA	11/14 →
PASSAT VI 1.6 TDI	DCXA, CJSA	08/14 →
PASSAT VI 1.8 TSi	CJSA, CRGA	02/15 →
PASSAT VI 2.0 TDI	CRGA, CUAU	11/14 →
PASSAT VI 2.0 TDI 4motion	CUAA, CHHB	08/14 →
PASSAT VI 2.0 TSi	CHHB, AER	02/15 →
PASSAT VI 2.0 TSi 4motion	CHHB	05/15 →
PASSAT CC 1.4 TSi MultiFuel	CKMA	01/11 → 01/12
PASSAT CC 1.8 TSi	BZB, CBAA	06/08 → 01/12
PASSAT CC 2.0 BlueTDI	CBAC	05/09 → 11/10
PASSAT CC 2.0 TDI	CBAA, CBAB	06/08 → 01/12
PASSAT CC 2.0 TDI 4motion	CBAB, CCTA	08/09 → 01/12
PASSAT CC 2.0 TSi	CCTA, CAXA	06/08 → 01/12
PASSAT 1.6 TDi BlueMotion	CAYC	08/10 → 12/14
PASSAT 1.8 TFSi	CDAU	08/10 → 12/14
POLO III 1.0	AER, AEX	10/99 → 09/01
POLO III 1.2 TDi/TDi BlueMotion	CFWA	10/09 → 05/14
POLO III 1.4	AEX, AFH	05/97 → 09/01
POLO III 1.4 16V	AFH, AEE	10/99 → 09/01
POLO III 1.4 TDI	AMF	10/99 → 09/01
POLO III 1.6	AEE, ARC	05/96 → 09/01
POLO III 1.6 [ExtraEU]	AKL	10/99 → 07/06
POLO III 1.6 16V GTI	ARC, AEF	10/99 → 09/01
POLO III 1.6 TDi	CAYA	06/09 → 05/14
POLO III 1.6 TDi/TDi BlueMotion	CAYB	06/09 → 05/14
POLO III 1.7 SDI	AKU	10/99 → 09/01
POLO III 1.9 D	AEF, AEF	10/99 → 09/01
POLO III 1.9 SDI	AEF, AHU	08/99 → 09/01
POLO III 1.9 TDi	AHU, AFH	05/97 → 06/05
POLO III 100 1.4 16V	AFH, AEH	04/96 → 10/99
POLO III 100 1.6	AEH, AER	12/95 → 09/01
POLO III 2.0	ADC	08/99 → 09/01
POLO III 50 1.0	AER, AEX	09/96 → 10/99
POLO III 55 1.4	AEX, AEX	08/95 → 10/99
POLO III 60 1.4	AEX, AEF	07/95 → 09/01
POLO III 60 1.7 SDI	AKU	08/97 → 10/99

VW		
POLO III 64 1.9 D	AEF, AEF	10/94 → 10/99
POLO III 64 1.9 SDI	AEF, AGP	07/96 → 10/99
POLO III 68 1.9 SDI	AGP, APE	08/99 → 01/02
POLO III 75 1.4 16V	APE, AEE	10/99 → 09/01
POLO III 75 1.6	AEE, AHU	11/95 → 09/01
POLO III 90 1.8	ADD	01/97 → 09/01
POLO III 90 1.9 TDI	AHU, AWY	09/96 → 09/01
POLO IV 1.2	AWY, AZQ	01/02 → 11/09
POLO IV 1.2 12V	AZQ, BBY	10/01 → 11/09
POLO IV 1.4	BBY, AUA	08/02 →
POLO IV 1.4 16V	AUA, AMF	10/01 → 11/09
POLO IV 1.4 BiFuel	ABU	05/06 → 11/09
POLO IV 1.4 FSI	XUD	02/02 → 07/06
POLO IV 1.4 TDI	AMF, ASZ	10/01 →
POLO IV 1.6	BAH	08/02 →
POLO IV 1.6 16V	BTS	05/06 → 11/09
POLO IV 1.8 GTI	BJX	09/05 → 11/09
POLO IV 1.8 GTi Cup Edition	BBU	05/06 → 11/09
POLO IV 1.9 SDI	ASY	10/01 →
POLO IV 1.9 TDI	ASZ, CDDA	10/01 → 11/09
POLO IV 2.0	BBX	09/02 →
POLO V 1.0 TSi	CHZB	11/14 →
POLO V 1.2 [IND]	CJLA	08/11 →
POLO V 1.2 TDI	CFWA	10/09 →
POLO V 1.2 TSi	CJZC	02/14 →
POLO V 1.4	CDDA, CUSA	03/09 → 05/14
POLO V 1.4 TDI	CUSA, CWXA	02/14 →
POLO V 1.5 TDI [IND]	CWXA, CAYA	05/14 →
POLO V 1.6	CLSA	01/10 →
POLO V 1.6 TDI	CAYA, CHYB	06/09 →
POLO V 1.8 GTI	CWYA	11/14 →
POLO VI 1.0	CHYB, DGTC	06/17 →
POLO VI 1.0 TGI	DBYA	09/17 →
POLO VI 1.0 TSi	CHZL	06/17 →
POLO VI 1.6 TDI	DGTC, CZCA	11/17 →
T-ROC 1.0 TSi	CHZJ	07/17 →
T-ROC 1.5 TSi	DADA	11/17 →
T-ROC 1.6 TDI	DGTE	03/18 →
SCIROCCO III 1.4 TSi	CZCA, ADY	11/13 →
SCIROCCO III 2.0 TDI	CUWA	05/14 → 11/17
SHARAN I 1.8 T 20V	AWC	09/97 → 03/10
SHARAN I 1.9 TDI	ANU	09/95 → 03/10
SHARAN I 2.0	ADY, CFFA	09/95 → 03/10
SHARAN II 1.4 TSi	CAVA	05/10 →
SHARAN II 2.0 TDI	CFFA, BMY	05/10 →
SHARAN II 2.0 TDI 4motion	CFFB	05/11 →
SPACEFOX / SPACE CROSS 1.6	BAH	03/06 →
SPACEFOX / SPACE CROSS 1.9 SDI	ASY	09/07 →
TOURAN I 1.2 TSi	CBZB	05/10 → 05/15
TOURAN I 1.4 [CHN]	CFBA	04/09 →
TOURAN I 1.4 FSI	CAVB	11/06 → 05/10
TOURAN I 1.4 TSi	BMY, BGU	02/06 → 05/15
TOURAN I 1.4 TSi EcoFuel	CDGA	05/09 → 05/15
TOURAN I 1.6	BGU, BAG	07/03 → 05/10
TOURAN I 1.6 BiFuel	BSF	11/06 → 05/10
TOURAN I 1.6 FSI	BAG, CAYB	02/03 → 01/07
TOURAN I 1.6 TDI	CAYB, BPL	05/10 → 05/15
TOURAN I 1.8 [CHN]	BPL, AVQ	02/08 →
TOURAN I 1.9 TDI	AVQ, AXW	02/03 → 05/10
TOURAN I 2.0 EcoFuel	BSX	02/06 → 05/09
TOURAN I 2.0 FSI	AXW, BMN	10/03 → 05/10
TOURAN I 2.0 TDI	BMN, CFHF	12/05 → 05/15
TOURAN I 2.0 TDI [CHN]	CGZA	04/09 →
TOURAN I 2.0 TDI 16V	BKD	08/03 → 05/10
TOURAN I 2.0 TDI/TDi BlueMotion	CFHF, CRKB	05/10 → 05/15
TOURAN II 1.2 TSi	CYVB	05/15 →
TOURAN II 1.4 TSi	CZDA	05/15 →
TOURAN II 1.6 TDI	CRKB, CRVA	05/15 →
TOURAN II 1.8 TSi	CJSA	11/15 →
TOURAN II 2.0 TDI	CRVA, AXB	05/15 →
TRANSPORTER V 1.9 TDI	AXB, AXA	04/03 → 11/09
TRANSPORTER V 2.0	AXA, AXACNG	11/03 →
TRANSPORTER V 2.0 EcoFuel	AXACNG, CAAA	11/03 → 08/15
TRANSPORTER V 2.0 TDI	CAAA, CAEE	09/09 → 08/15
TRANSPORTER V 2.0 TDI 4motion	CAEE, CJK	09/09 → 08/15
TRANSPORTER V 2.0 TSi	CJKA, CAAA	05/11 → 08/15
TRANSPORTER V 2.0 TSi 4motion	CJKA	07/11 → 08/15
TRANSPORTER VI 2.0 TDI	CAAA, AER	04/15 →
TRANSPORTER VI 2.0 TSi	CJKA	04/15 →
TRANSPORTER VI 2.0 TSi 4motion	CJKA	06/15 →

7.6216



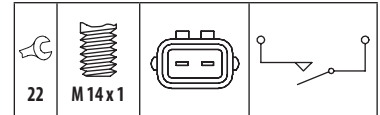
1

REVERSING LIGHT SWITCHES

Adatt./Suitable:

SEAT
002 945 415SKODA
002 945 415VW
002 945 415

MARKET DIFFUSION: MEDIUM



SEAT		
AROSA 1.0	AER, AEX	05/97 → 06/04
AROSA 1.4	AEX, AFK	05/97 → 06/04
AROSA 1.4 16V	AFK, 135	01/00 → 06/04
AROSA 1.4 TDI	AMF	01/00 → 06/04
AROSA 1.7 SDI	AKU	08/97 → 06/04
SKODA		
BETA 1.3	135, AOV	10/95 → 04/02
FABIA I 1.0	AOV, AME	12/99 → 08/02
FABIA I 1.4	AME, 135	04/00 → 05/03
FELICIA 1.3	135, 135	10/94 → 04/02
FELICIA 1.3 LX	135, 1361	08/95 → 03/98
FELICIA 1.3 LXI	1361, AEE	08/95 → 03/98
FELICIA 1.6	AEE	06/98 → 12/01
OCTAVIA I 1.4	AMD	04/99 → 03/01
OCTAVIA I 1.6	AEE, AGP	09/96 → 12/07
OCTAVIA I 1.8	AGN	09/96 → 07/00
OCTAVIA I 1.9 SDI	AGP, AGR	06/97 → 12/03
OCTAVIA I 1.9 TDI	AGR, AER	09/96 → 03/10
VW		
CADDY III 1.6	AEE	06/96 → 12/00
CADDY II 1.9 D	AEF	06/96 → 12/00
LUPO 1.0	AER, AFK	09/98 → 07/05
LUPO 1.4	AUD	10/00 → 07/05
LUPO 1.4 16V	AFK, HDZ(TU1M)	09/98 → 07/05
LUPO 1.4 FSI	ARR	02/01 → 07/05
LUPO 1.4 TDI	AMF	01/99 → 07/05
LUPO 1.6 GTI	AVY	09/00 → 07/05
LUPO 1.7 SDI	AKU	09/98 → 07/05

7.6217



1

REVERSING LIGHT SWITCHES

Adatt./Suitable:

CITROËN

2257 42
2257 53
96 629 067 80

DS

2257 53

FIAT

9633875680
9659870380
9662906780

LANCIA

9633875680
9659870380
9662906780NISSAN
32005-6F901

PEUGEOT

2257 42
2257 53

TOYOTA

SU001-A0799

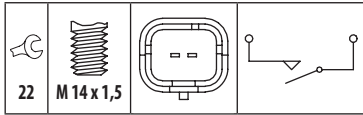
1075 Has the same colour as the original part : Violet

- corrisponde al pezzo originale colorato : violetto
- Correspond à la pièce originale dans sa couleur : violet
- Entspricht dem Originalteil in Farbe : violett
- corresponde al color de la pieza original : violeta

1078 Has the same colour as the original part : Black

- corrisponde al pezzo originale colorato : nero
- Correspond à la pièce originale dans sa couleur : noir
- Entspricht dem Originalteil in Farbe : schwarz
- corresponde al color de la pieza original : negro

MARKET DIFFUSION: HIGH



CITROËN

BERLINGO I 1.1 BiFuel	TU1M+	07/96 → 10/02
BERLINGO I 1.1 i	HDZ(TU1M), K6D(TU3A)	07/96 → 05/08
BERLINGO I 1.4	K6D(TU3A), KFW(TU3JP)	07/96 →
BERLINGO I 1.4 BiFuel	TU3JP	07/96 → 10/02
BERLINGO I 1.4 Bivalent	KFW(TU3JP), KFW(TU3JP)	11/02 → 12/11
BERLINGO I 1.4 CNG	KFW(TU3JP)	11/02 → 03/08
BERLINGO I 1.4 GNC	KFW(TU3JP)	11/02 →
BERLINGO I 1.4 Hybrid	KFW(TU3JP)	05/05 →
BERLINGO I 1.4 i	KFW(TU3JP), KFW(TU3JP)	07/96 → 12/11
BERLINGO I 1.4 i bivalent	KFW(TU3JP), DW8	04/03 → 10/08
BERLINGO I 1.6 16V	TU5JP4	10/00 → 03/08
BERLINGO I 1.6 HDi 75	DV6BTEd4	07/05 → 12/11
BERLINGO I 1.6 HDi 90	DV6ATED4	07/05 → 12/11
BERLINGO I 1.8 D	XUD7	07/98 → 10/02
BERLINGO I 1.8 i	XU7JB	05/97 → 10/02
BERLINGO I 1.9	DW8, DW8	07/98 → 03/06
BERLINGO I 1.9 D	DW8, EB2D	07/98 → 10/05
BERLINGO I 2.0 HDi	DW10TD	08/99 → 10/05
BERLINGO I 2.0 HDi 90	DW10TD	12/99 → 12/11
BERLINGO II 1.6 HDi	DV6BTEd4	06/08 → 12/11
BERLINGO II 1.9	DW8B	06/08 → 12/11
BERLINGO III 1.5 BlueHDi 130	DV5RC	06/18 →
C1 II 1.0 VTi 68	1KR	04/14 →
C1 II 1.0 VTi 72	1KR	06/18 →
C1 II 1.2 VTi 82	EB2D, HFX(TU1A)	04/14 →
C2 1.1	HFX(TU1A), KFW(TU3JP)	09/03 →
C2 1.4	KFW(TU3JP), ET3J4	09/03 →
C2 1.4 16V	ET3J4, 8HX(DV4TD)	06/06 →
C2 1.4 HDi	8HX(DV4TD), NFU(TU5JP4)	09/03 →
C2 1.6	NFU(TU5JP4), NFS(TU5JP4S)	09/03 →
C2 1.6 VTS	NFS(TU5JP4S), EB2F	01/05 →
C3 I 1.1 i	HFX(TU1A), ET3J4	02/02 →
C3 I 1.1 LPG	TU1A	06/06 → 12/09
C3 I 1.4 16V	ET3J4, 8HX(DV4TD)	12/03 →
C3 I 1.4 16V HDi	DV4TED4	02/02 →
C3 I 1.4 BiFuel	TU3JP	09/08 → 12/09
C3 I 1.4 HDi	8HX(DV4TD), KFW(TU3A)	02/02 →
C3 I 1.4 i	KFW(TU3A), KFW(TU3JP)	02/02 →
C3 I 1.4 i Bivalent	KFW(TU3JP), N6A(TU5JP4)	02/02 →
C3 I 1.6 16V	N6A(TU5JP4), DV6ATED4	02/02 →
C3 I 1.6 16V HDi	DV6ATED4, KFW(TU3A)	09/05 →
C3 I PLURIEL 1.4	KFW(TU3A), 8HX(DV4TD)	05/03 →
C3 I PLURIEL 1.4 HDi	8HX(DV4TD), NFU(TU5JP4)	04/04 →
C3 I PLURIEL 1.4 Hybrid	KFW(TU3JP)	05/05 →

CITROËN

C3 I PLURIEL 1.6	NFU(TU5JP4), EBO	05/03 →
C3 II 1.0 VTi 68	EBO, EB2	08/12 →
C3 II 1.1	HFX(TU1JP)	11/09 →
C3 II 1.1 BiFuel	HFX(TU1A)	11/10 →
C3 II 1.2 THP 110	HNZ(EB2DT)	10/14 →
C3 II 1.2 VTi 82	EB2, K6E(TU3A)	06/12 →
C3 II 1.4	K6E(TU3A), 8HR(DV4C)	11/09 →
C3 II 1.4 16V	EP3C	11/09 →
C3 II 1.4 HDi 70	8HR(DV4C), 8FN(EP3)	11/09 →
C3 II 1.4 LPG	8FN(EP3), 8FR(EP3)	07/10 →
C3 II 1.4 VTi	8FR(EP3), 9HJ(DV6TEDM)	11/09 →
C3 II 1.4 VTi 95	8FP(EP3)	11/09 →
C3 II 1.6 BlueHDi 100	BHY(DV6FD)	07/14 →
C3 II 1.6 BlueHDi 75	BHW(DV6FE)	04/15 →
C3 II 1.6 Flex	NFX(TU5JP4)	11/09 →
C3 II 1.6 HDi	9HJ(DV6TEDM), EB2DT	11/09 →
C3 II 1.6 HDi 110	9HR(DV6C)	11/09 →
C3 II 1.6 HDi 115	9HD(DV6C)	09/12 →
C3 II 1.6 HDi 90	9HX(DV6ATED4)	11/09 →
C3 II 1.6 VTi 120	5FS(EP6C)	11/09 →
C3 III 1.2 PureTech 82	EB2FA	05/18 →
C3 III 1.2 THP 110	EB2DT, EB2F	07/16 →
C3 III 1.2 VTi 68	EB2FB	07/16 →
C3 III 1.2 VTi 82	EB2F, EB2DT	07/16 →
C3 III 1.6 BlueHDi 100	DV6FD	07/16 →
C3 III 1.6 BlueHDi 75	DV6FE	07/16 →
C3 AIRCROSS 1.2 Puretech 82	EB2F, HFX(TU1A)	06/17 →
C3 PICASSO 1.2 THP 110	EB2DT, 8FN(EP3)	01/15 →
C3 PICASSO 1.4	EP3C	02/09 →
C3 PICASSO 1.4 VTi 95	8FN(EP3), 9HX(DV6ATED4)	02/09 →
C3 PICASSO 1.4 VTi 95 LPG	8FN(EP3)	01/12 →
C3 PICASSO 1.6 BlueHDi 100	BHY(DV6FD)	01/15 →
C3 PICASSO 1.6 HDi	9HX(DV6ATED4), 5FS(EP6C)	02/09 →
C3 PICASSO 1.6 HDi 110	9HR(DV6C)	05/10 →
C3 PICASSO 1.6 HDi 115	9HD(DV6C)	01/13 →
C3 PICASSO 1.6 HDi 90	9HP(DV6ATED)	07/10 →
C3 PICASSO 1.6 VTi 120	5FS(EP6C), EB2DT	02/09 →
C4 I 1.4 16V	ET3J4, NFU(TU5JP4)	11/04 → 07/11
C4 I 1.6 16V	NFU(TU5JP4), N6A(TU5JP4)	11/04 → 07/11
C4 I 1.6 16V Bio-Flex	N6A(TU5JP4), DV6ATED4	09/07 →
C4 I 1.6 16V Flex Fuel	N6A(TU5JP4)	02/09 →
C4 I 1.6 Flex	--	02/09 → 07/11
C4 I 1.6 HDi	DV6ATED4, EW10A	11/04 → 07/11
C4 I 1.6 THP	EP6DT	06/08 → 07/11
C4 I 1.6 THP 140	EP6DT	07/08 → 07/11
C4 I 1.6 THP 150	EP6DT	07/08 → 07/11
C4 I 1.6 VTi 120	EP6	07/08 → 07/11
C4 I 2.0 16V	EW10A, DW10ATED	11/04 → 07/11
C4 I 2.0 HDi	DW10ATED, EB2DTS	11/04 → 07/11
C4 I 2.0 VTR	EW10A	10/06 → 12/07
C4 II 1.2 THP 110	HNZ(EB2DT)	02/15 →
C4 II 1.2 THP 130	EB2DTS, 9HR(DV6C)	04/14 →
C4 II 1.4 16V	EP3C	11/09 →
C4 II 1.4 VTi 95	8FP(EP3)	11/09 →
C4 II 1.6 16V	EP6FTX	10/10 →
C4 II 1.6 BlueHDi	DV6FC	02/15 →
C4 II 1.6 BlueHDi 100	BHY(DV6FD)	07/14 →
C4 II 1.6 BlueHDi 115	BHX(DV6FC)	08/14 →
C4 II 1.6 BlueHDi 120	BHZ(DV6FC)	02/15 →
C4 II 1.6 Flex	NFX(TU5JP4)	11/09 →
C4 II 1.6 HDi	DV6C	11/09 →
C4 II 1.6 HDi 110	9HR(DV6C), 9HD(DV6C)	11/09 →
C4 II 1.6 HDi 115	9HD(DV6C), 9HJ(DV6ATEDM)	07/12 →
C4 II 1.6 HDi 90	9HJ(DV6ATEDM), 5FV(EP6CDT)	11/09 →
C4 II 1.6 HDi 92	9HJ(DV6ATEDM)	07/10 →
C4 II 1.6 THP 155	5FV(EP6CDT), DW10CFAPDTR	11/09 →
C4 II 1.6 VTi 120	5FS(EP6C)	11/09 →
C4 II 1.6 VTi 120 LPG	5FS(EP6C)	09/11 →
C4 II 2.0 Flex	RFJ(EW10A)	11/09 →
C4 II 2.0 HDi	DW10CFAPDTR, DW10CTED4	10/10 →
C4 II 2.0 HDi / BlueHDi 150	DW10CTED4, 5FW(EP6)	11/09 →
C4 CACTUS 1.2 PureTech 130	EB2DTS	11/17 →
C4 CACTUS 1.2 THP 110	EB2DT, EB2D	09/14 →
C4 CACTUS 1.2 VTi 75	EB2D, EB2	09/14 →
C4 CACTUS 1.2 VTi 82	EB2, BHY(DV6FD)	09/14 →
C4 CACTUS 1.6 BlueHDi 100	BHY(DV6FD), 5FW(EP6)	09/14 →
C4 CACTUS 1.6 HDi 90	9HP(DV6ATED)	09/14 →
C4 GRAND PICASSO I 1.6 HDi	DV6TED4	10/06 →
C4 GRAND PICASSO I 1.6 HDi 110	DV6C	09/10 →
C4 GRAND PICASSO I 1.6 VTi 120	5FW(EP6), DW10BTEd4	07/08 →

CITROËN

C4 GRAND PICASSO I 1.8 i 16V	EW7A	10/06 →
C4 GRAND PICASSO I 2.0 HDi 138	DW10BTEd4, DW10CTED4	10/06 →
C4 GRAND PICASSO I 2.0 HDi 150	DW10CTED4, BHZ(DV6FC)	07/09 →
C4 GRAND PICASSO I 2.0 HDi 165	RHH(DW10CTED4)	09/10 →
C4 GRAND PICASSO II 1.2 THP 130	HNY(EB2DTS)	04/14 →
C4 GRAND PICASSO II 1.6 BlueHDi 100	BHY(DV6FD)	01/15 →
C4 GRAND PICASSO II 1.6 BlueHDi 120	BHZ(DV6FC), 9HC(DV6C)	07/14 →
C4 GRAND PICASSO II 1.6 HDi / BlueHDi 115	9HC(DV6C), ET3J4	09/13 →
C4 GRAND PICASSO II 1.6 HDi 90	9HP(DV6ATED)	09/13 →
C4 GRAND PICASSO II 1.6 THP 150	5FX(EP6DT)	09/14 →
C4 GRAND PICASSO II 1.6 THP 155	5FV(EP6CDT)	09/13 →
C4 GRAND PICASSO II 1.6 THP 165	5GZ(EP6FDT)	07/14 →
C4 GRAND PICASSO II 1.6 VTi 120	5FS(EP6C)	09/13 →
C4 GRAND PICASSO II 2.0 BlueHDi 135 Hybrid	AHS(DW10FD)	09/13 →
C4 GRAND PICASSO II 2.0 BlueHDi 150	AHX(DW10FD)	09/13 →
C4 PICASSO I 1.6 HDi	DV6TED4	02/07 → 08/13
C4 PICASSO I 1.6 HDi 110	DV6C	09/10 → 08/13
C4 PICASSO I 1.6 VTi 120	5FW(EP6), DW10BTEd4	07/08 → 08/13
C4 PICASSO I 1.8 BiFuel	EW7A	01/09 → 10/12
C4 PICASSO I 1.8 i 16V	EW7A	02/07 → 12/11
C4 PICASSO I 2.0 HDi 138	DW10BTEd4, DW10CTED4	10/06 → 08/13
C4 PICASSO I 2.0 HDi 150	DW10CTED4, DW10CTED4/FAP	07/09 → 08/13
C4 PICASSO I 2.0 HDi 165	DW10CTED4/FAP, BHZ(DV6FC)	09/10 →
C4 PICASSO II 1.2 THP 130	HNY(EB2DTS)	04/14 →
C4 PICASSO II 1.6 BlueHDi 100	BHY(DV6FD)	12/14 →
C4 PICASSO II 1.6 BlueHDi 120	BHZ(DV6FC), BHX(DV6FC)	07/14 →
C4 PICASSO II 1.6 HDi / BlueHDi 115	BHX(DV6FC), DW10BTEd4	02/13 →
C4 PICASSO II 1.6 HDi 90	9HP(DV6ATED)	02/13 →
C4 PICASSO II 1.6 THP 150	5FX(EP6DT)	09/14 →
C4 PICASSO II 1.6 THP 155	5FV(EP6CDT)	02/13 →
C4 PICASSO II 1.6 THP 165	5GZ(EP6FDT)	07/14 →
C4 PICASSO II 1.6 VTi 120	5FS(EP6C)	02/13 →
C4 PICASSO II 2.0 BlueHDi 135 Hybrid	AHS(DW10FD)	09/13 →
C5 I 2.0 HDi	DW10BTEd4, 4HP(DW12BTEd4)	03/01 →
C5 I 2.2 HDi	4HP(DW12BTEd4), ES9J45HP	03/01 →
C5 I 3.0 Carlsson	ES9J45HP, ES9J45	09/03 → 08/04
C5 I 3.0 V6	ES9J45, 9HL(DV6C)	03/01 → 08/04
C4 SPACETOUREUR 1.5 BlueHDi 130	DV5RC	05/18 →
C4 SPACETOUREUR 1.6 BlueHDi 120	DV6FC	04/18 →
C5 II 1.6 HDi 110	9HL(DV6C), 9HL(DV6C)	02/08 →
C5 II 1.6 HDi 115	9HL(DV6C), 5FN(EP6CDT)	01/12 →
C5 II 1.6 THP 150	5FN(EP6CDT), RHF(DW10BTEd4)	04/09 →
C5 II 1.6 THP 155	5FV(EP6CDT)	04/09 →
C5 II 1.6 VTi 120	5FS(EP6C)	07/10 →
C5 II 1.8 16V	6FY(EW7A)	02/08 →
C5 II 2.0 16V	RFJ(EW10A)	02/08 →
C5 II 2.0 16V BioFlex	RFJ(EW10A)	02/08 →
C5 II 2.0 HDi	RHF(DW10BTEd4), AHR(DW10FD)	02/08 →
C5 II 2.0 HDi 140	RHF(DW10BTEd4)	04/09 →
C5 II 2.0 HDi 150 / BlueHDi 150	AHR(DW10FD), DT17ED4	04/09 →
C5 II 2.0 HDi 165	RHH(DW10CTED4)	04/09 →
C5 II 2.0 HDi 180	AHW(DW10FC)	03/15 →
C5 II 2.2 HDi	4HT(DW12BTEd4)	02/08 →
C5 II 2.2 HDi 165	4HP(DW12BTEd4)	02/08 →
C5 II 2.2 HDi 200	4HL(DW12C)	07/10 →
C5 II 2.7 HDi	DT17ED4, 4HP(DW12BTEd4)	02/08 →
C5 II 3.0 V6	XFU(ES9A)	02/08 →
C6 2.2 HDi	4HP(DW12BTEd4), DW10UTED4	06/06 →
C8 2.0	RFN(EW10J4)	07/02 →
C8 2.0 16V	RFJ(EW10A)	09/05 →
C8 2.0 HDi	DW10UTED4, DW10BTEd4	07/02 →
C8 2.0 HDi 135	DW10BTEd4, DW10CTED4	03/06 →

CITROËN		
C8 2.0 HDi 165	DW10CTED4, 4HP(DW12BTE4)	03/06 →
C8 2.2	3FZ(EW12J4)	07/02 →
C8 2.2 HDi	4HP(DW12BTE4), XFW(ES9J4S)	07/02 →
C8 3.0 V6	XFW(ES9J4S), EB2M	07/02 →
C-ELYSEE 1.2 Vti 72	EB2M, BHY(DV6FD)	11/12 →
C-ELYSEE 1.2 Vti 82	EB2F	12/14 →
C-ELYSEE 1.6 BlueHdi 100	BHY(DV6FD), 9HJ(DV6DTEDM)	11/14 →
C-ELYSEE 1.6 HDi 92	9HJ(DV6DTEDM), ECS	11/12 →
C-ELYSEE 1.6 Vti 115	ECS, EB2DT	11/12 →
DISPATCH 2.0 BlueHdi 120	DW10TDF	06/16 →
DISPATCH 2.0 HDi	DW10UTED4	06/07 →
DS3 1.2 THP 110	EB2DT, EB2	10/14 → 07/15
DS3 1.2 Vti 82	EB2, 8HR(DV4C)	01/13 → 07/15
DS3 1.4 HDi 70	8HR(DV4C), 8FP(EP3)	04/10 → 07/15
DS3 1.4 Vti 95	8FP(EP3), 8FP(EP3)	04/10 → 07/15
DS3 1.4 Vti 95 LPG	8FN(EP3), 8FR(EP3)	08/12 → 07/15
DS3 1.4 Vti 98	8FR(EP3), 5FM(EP6DT)	11/09 → 07/15
DS3 1.6	5FM(EP6DT), BHY(DV6FD)	02/11 → 07/15
DS3 1.6 BlueHdi 100	BHY(DV6FD), BHX(DV6FC)	07/14 → 07/15
DS3 1.6 BlueHdi 115	BHX(DV6FC), BHZ(DV6FC)	10/13 → 07/15
DS3 1.6 BlueHdi 120	BHZ(DV6FC), 9HD(DV6C)	10/13 → 07/15
DS3 1.6 BlueHdi 75	BHW(DV6FE)	03/15 → 07/15
DS3 1.6 HDi 110	9HR(DV6C)	11/09 → 07/15
DS3 1.6 HDi 115	9HD(DV6C), 9HP(DV6DTE)	08/12 → 07/15
DS3 1.6 HDi 90	9HP(DV6DTE), 5FN(EP6CDT)	11/09 → 07/15
DS3 1.6 Racing	5FD(EP6DTS)	02/11 → 07/15
DS3 1.6 THP 150	5FN(EP6CDT), 5FR(EP6DT)	01/10 → 07/15
DS3 1.6 THP 155	5FR(EP6DT), 5GZ(EP6FDT)	04/10 → 07/15
DS3 1.6 THP 165	5GZ(EP6FDT), 5FS(EP6C)	10/14 → 07/15
DS3 1.6 Vti 120	5FS(EP6C), EB2DTS	04/10 → 07/15
DS4 1.2 THP 130	EB2DTS, BHZ(DV6FC)	07/14 → 07/15
DS4 1.6 BlueHdi 115	BHX(DV6FC)	07/14 → 07/15
DS4 1.6 BlueHdi 120	BHZ(DV6FC), 9HR(DV6C)	07/14 → 07/15
DS4 1.6 HDi 110	9HR(DV6C), 9HD(DV6C)	04/11 → 07/15
DS4 1.6 HDi 115	9HD(DV6C), 5FM(EP6DT)	08/12 → 07/15
DS4 1.6 HDi 90	9HP(DV6DTE)	05/11 → 07/15
DS4 1.6 THP 150	EP6CDTMD	04/11 → 07/15
DS4 1.6 THP 155	5FV(EP6CDT)	04/11 → 07/15
DS4 1.6 THP 160	5FM(EP6DT)	04/12 → 07/15
DS4 1.6 THP 165	5FM(EP6DT), 5FU(EP6DTX)	01/12 → 07/15
DS4 1.6 THP 200	5FU(EP6DTX), AHX(DW10FD)	04/11 → 07/15
DS4 1.6 THP 210	5GM(EP6FDTX)	07/15 → 07/15
DS4 1.6 Vti 120	5FS(EP6C)	04/11 → 07/15
DS4 2.0 BlueHdi 150	AHX(DW10FD), AHS(DW10FD)	07/14 → 07/15
DS4 2.0 BlueHdi 150 Hybrid	AHR(DW10FD)	07/14 → 07/15
DS4 2.0 BlueHdi 180	AHW(DW10FC)	07/14 → 07/15
DS4 2.0 HDi / BlueHdi 135	AHS(DW10FD), DW10CTED4	09/11 → 07/15
DS4 2.0 HDi 165	DW10CTED4, 9HR(DV6C)	04/11 → 07/15
DSS 1.6 BlueHdi 120	DV6FC	07/14 → 07/15
DSS 1.6 HDi	DV6FC	11/13 → 07/15
DSS 1.6 HDi 110	9HR(DV6C), DV6C	11/11 → 07/15
DSS 1.6 HDi 115	DV6C, 5FM(EP6DT)	06/12 → 07/15
DSS 1.6 THP 155	5FV(EP6CDT)	11/11 → 07/15
DSS 1.6 THP 165	5FM(EP6DT), 5FU(EP6DTX)	01/12 → 07/15
DSS 1.6 THP 165 Hybrid	5GZ(EP6FDT)	06/12 → 07/15
DSS 1.6 THP 200	5FU(EP6DTX), DW10CTED4	11/11 → 07/15
DSS 1.6 THP 210	5GM(EP6FDTX)	11/14 → 07/15
DSS 2.0 BlueHdi 135 Hybrid	AHS(DW10FD)	11/11 → 07/15
DSS 2.0 BlueHdi 150	DW10FD	07/14 → 07/15
DSS 2.0 BlueHdi 180	AHW(DW10FC)	08/13 → 07/15
DSS 2.0 HDi 135	RHD(DW10CB)	11/11 → 07/15
DSS 2.0 HDi 150 Hybrid	AHX(DW10FD)	11/11 → 07/15
DSS 2.0 HDi 165	DW10CTED4, DW10CTED4	11/11 → 07/15
DSS 2.0 HDi 165 Hybrid4 4x4	DW10CTED4, D8B(XUD9TF)	12/11 → 07/15
DSS 2.0 HDi 200 Hybrid4	DW10CTED4	12/11 → 07/15
EVASION 1.9 TD	D8B(XUD9TF), DW10ATED	11/94 → 12/98
EVASION 2.0 16V	RFV(XU10J4R)	05/98 → 04/00
EVASION 2.0 HDi	DW10ATED, DW10ATED4	08/99 → 07/02
EVASION 2.0 HDi 16V	DW10ATED4, RFW(XU10J2U)	09/99 → 07/02
EVASION 2.0 Turbo C.T.	RGX(XU10J2TE)	06/94 → 07/02
EVASION 2.1 TD	P8C(XUD11BTE)	05/96 → 07/02
GRAND C4 SPACETOUREUR 1.5 BlueHdi 130	DV5RC	05/18 →
GRAND C4 SPACETOUREUR 1.6 BlueHdi 120	DV6FC	04/18 →
JUMPER I 1.9 D	XUD9TE	02/94 → 04/02
JUMPER I 2.0	RFW(XU10J2U), 8140.43S	02/94 → 04/02
JUMPER I 2.0 4x4	RFW(XU10J2U)	08/96 → 04/02
JUMPER I 2.0 HDi	RHV(DW10UTD)	11/01 → 04/02
JUMPER I 2.5 D	T9A(DJ5)	03/94 → 04/02

CITROËN		
JUMPER I 2.5 D 4x4	T9A(DJ5)	08/96 → 04/02
JUMPER I 2.5 TD	T8A(DJ5T)	03/94 → 04/02
JUMPER I 2.5 TD 4x4	T8A(DJ5T)	08/96 → 04/02
JUMPER I 2.5 TDi	THX(DJ5TED)	12/96 → 04/02
JUMPER I 2.5 TDi 4x4	THX(DJ5TED)	12/96 → 04/02
JUMPER I 2.8 D	8140.63(F28D)	01/99 → 02/02
JUMPER I 2.8 HDi	8140.43S, XU10J2	09/00 → 04/02
JUMPER I 2.8 HDi 4x4	8140.43S	09/00 → 04/02
JUMPER I 2.8 TD	8140.43	10/99 → 04/02
JUMPER II 2.0	XU10J2	02/02 →
JUMPER II 2.0 BiFuel	XU10J2	02/02 → 06/06
JUMPER II 2.0 bivalent	XU10J2, DW10TD	02/03 →
JUMPER II 2.0 HDi	DW10TD, 4HY(DW12UTED)	04/02 →
JUMPER II 2.2 HDi	4HY(DW12UTED), --	02/02 →
JUMPER II 2.8 HDi	--, 8140.43S	04/02 →
JUMPER II 2.8 HDi 4x4	8140.43S, AHM(DW10FUE)	02/02 →
JUMPER II 2.8 HDi Trazione integrale	8140.43S	04/02 →
JUMPER II 2.8 TD	8140.43	04/02 →
JUMPER III 2.0 BlueHdi 110	AHM(DW10FUE), AHN(DW10FUD)	07/15 →
JUMPER III 2.0 BlueHdi 130	AHN(DW10FUD), AHP(DW10FUC)	07/15 →
JUMPER III 2.0 BlueHdi 130 4x4	AHN(DW10FUD)	04/16 →
JUMPER III 2.0 BlueHdi 160	AHP(DW10FUC), 4HV(P22DTE)	07/15 →
JUMPER III 2.0 BlueHdi 160 4x4	AHP(DW10FUC)	04/16 →
JUMPER III 2.2 HDi 100	4HV(P22DTE), 4HG(P22DTE)	04/06 →
JUMPER III 2.2 HDi 110	4HG(P22DTE), 4HU(P22DTE)	07/11 →
JUMPER III 2.2 HDi 120	4HU(P22DTE), 4HH(P22DTE)	04/06 →
JUMPER III 2.2 HDi 130	4HH(P22DTE), 4HJ(P22DTE)	04/06 →
JUMPER III 2.2 HDi 150	4HJ(P22DTE), F300FAP	07/11 →
JUMPER III 3.0 HDi 145	F300FAP, F30DTFAP	07/10 →
JUMPER III 3.0 HDi 155	F30DTFAP, F30DTFAP	07/10 →
JUMPER III 3.0 HDi 160	F30DTFAP, D8B(XUD9TF)	09/06 →
JUMPER I 1.9 TD	D8B(XUD9TF), DW10ATED	10/95 →
JUMPER I 2.0 HDi	DW10UTED4	06/07 → 03/16
JUMPER I 2.0 HDi 110	DW10ATED, DW10ATED4	03/00 → 10/06
JUMPER I 2.0 HDi 110 16V	DW10ATED4, DW10BTED	12/03 → 10/06
JUMPER I 2.0 HDi 95	DW10BTED, DW10UTED4	10/99 → 10/06
JUMPER II 1.6 HDi 90	DV6DU	01/07 →
JUMPER II 2.0 HDi 120	DW10UTED4, AHZ(DW10CD)	01/07 →
JUMPER II 2.0 HDi 120 4x4	RHK(DW10UTED4)	01/10 →
JUMPER II 2.0 HDi 125	AHZ(DW10CD), DW10BTED4	07/11 →
JUMPER II 2.0 HDi 125 4x4	AHZ(DW10CD)	07/11 →
JUMPER II 2.0 HDi 140	DW10BTED4, DW10CTED4	01/07 →
JUMPER II 2.0 HDi 165	DW10CTED4, AHY(DW10CE)	07/10 →
JUMPER II 2.0 HDi 95	AHY(DW10CE), BHX(DV6FCU)	07/11 →
JUMPER III 1.6 BlueHdi 115	BHX(DV6FCU), AHJ(DW10FE)	04/16 →
JUMPER III 1.6 BlueHdi 95	BHV(DV6FUDU)	04/16 →
JUMPER III 1.6 HDi 90	DV6DU	04/16 →
JUMPER III 2.0 BlueHdi 120	AHJ(DW10FE), AHR(DW10FD)	04/16 →
JUMPER III 2.0 BlueHdi 150	AHR(DW10FD), F13DTE6	04/16 →
NEMO 1.3 BlueHdi 80	F13DTE6, F13DTE5	02/16 →
NEMO 1.3 HDi 75	F13DTE5, F13DTE6	10/10 →
NEMO 1.3 HDi 80	F13DTE6, KFT(TU3A)	10/15 →
NEMO 1.4	KFT(TU3A), 8HS(DV4TED)	02/08 →
NEMO 1.4 HDi	8HS(DV4TED), CDZ(TU9M)	02/08 →
SAXO 1.0	TU9M	08/99 → 06/03
SAXO 1.0 X	CDZ(TU9M), HDZ(TU1M)	05/96 → 11/98
SAXO 1.1 BiFuel	TU1M+	07/00 → 06/03
SAXO 1.1 X, SX	HDZ(TU1M), KFW(TU3JP)	05/96 → 09/03
SAXO 1.4 VTS	KFW(TU3JP), TUD5	05/96 → 06/03
SAXO 1.5 D	TUD5, NFT(TU5JP)	09/00 → 04/04
SAXO 1.6	NFT(TU5JP), NFZ(TU5JP)	02/01 → 04/04
SAXO 1.6 VTL, VTR	NFZ(TU5JP), NFT(TU5JP)	05/96 → 06/03
SAXO 1.6 VTR	NFX(TU5JP4)	05/96 → 07/99
SAXO 1.6 VTS	NFT(TU5JP), AHJ(DW10FE)	09/00 → 09/03
SPACETOUREUR 1.5 BlueHdi 100	DV5RUCD	06/18 →
SPACETOUREUR 1.5 BlueHdi 120	DV5RUC	06/18 →
SPACETOUREUR 1.6 BlueHdi 115	DV6FCU	04/16 →
SPACETOUREUR 2.0 BlueHdi 120	AHJ(DW10FE), RGX(XU10J2TE)	04/16 →
SPACETOUREUR 2.0 BlueHdi 150	DW10FD	04/16 →
XANTIA I 2.0 HDi 109	RHZ(DW10ATED)	02/99 → 04/03
XANTIA I 3.0 V6	XFZ(ES9J4)	01/98 → 04/03

CITROËN		
XANTIA II 2.0 Turbo	RGX(XU10J2TE)	01/98 → 04/03
XANTIA II 2.1 Turbo D 12V	P8C(XUD11BTE)	01/98 → 02/99
XANTIA II 3.0 V6	XFZ(ES9J4)	01/98 → 04/03
XM II 2.0 i 16V	RFV(XU10J4R)	05/94 → 10/00
XM II 2.0 Turbo	RGX(XU10J2TE), P8A(XUD11ATE)	05/94 → 10/00
XM II 2.1 TD 12V	P8A(XUD11ATE), SFZ(ZPJ/Z)	05/94 → 10/00
XM II 2.5 TD	THY(DK5ATE)	05/94 → 10/00
XM II 3.0 V6	SFZ(ZPJ/Z), SKZ(ZPJ4/Z)	05/94 → 10/00
XM II 3.0 V6 24V	SKZ(ZPJ4/Z), KFW(TU3JP)	05/94 → 10/00
XSARA 1.4	TU3JP	05/98 → 03/05
XSARA 1.4 BiFuel	TU3JP	05/98 → 08/00
XSARA 1.4 HDi	DV4TD	01/03 → 08/05
XSARA 1.4 i	KFW(TU3JP), TUD5	04/97 → 08/05
XSARA 1.4 LPG	TU3JP	05/98 → 08/00
XSARA 1.5 D	TUD5, NFU(TU5JP4)	04/97 → 09/00
XSARA 1.6 16V	NFU(TU5JP4), NFZ(TU5JP)	09/00 → 08/05
XSARA 1.6 i	NFZ(TU5JP), XU7JB	04/97 → 09/00
XSARA 1.8	XU7JB, DW8	07/97 → 08/00
XSARA 1.8 BiFuel	XU7JP4	07/97 → 08/00
XSARA 1.8 i	XU7JB	04/97 → 09/00
XSARA 1.8 i 16V	XU7JP4	04/97 → 09/00
XSARA 1.8 LPG	XU7JP4	01/98 → 08/00
XSARA 1.9 D	DW8, EW10J4	04/97 → 08/05
XSARA 1.9 DT	XUD9B5D	01/98 → 09/00
XSARA 1.9 TD	XUD9TE	04/97 → 09/00
XSARA 2.0	XU10J4RS	06/97 → 10/04
XSARA 2.0 16V	EW10J4, EB2DT	09/00 → 08/05
XSARA 2.0 HDi	DW10TD	09/00 → 03/05
XSARA 2.0 HDi 109	DW10ATED	05/01 → 08/05
XSARA 2.0 HDi 90	DW10TD	02/99 → 08/05
DS		
DSS 1.6 BlueHdi 120	BHZ(DV6FC)	06/15 →
DSS 1.6 THP 165	5GZ(EP6FDT)	07/15 →
DSS 1.6 THP 210	5GM(EP6FDTX), RHV	04/15 →
DSS 2.0 BlueHdi 150	AHR(DW10FD)	04/15 →
DSS 2.0 BlueHdi 180	AHW(DW10FC)	04/15 →
DSS 2.0 HDi 165 Hybrid4 4x4	RHC(DW10CTED4)	04/15 →
DS7 1.5 BlueHdi 130	DV5RC	09/17 →
DS3 1.2 THP 110	EB2DT, EB2	04/15 →
DS3 1.2 THP 130	EB2DTS	09/15 →
DS3 1.2 Vti 82	EB2, BHY(DV6FD)	04/15 →
DS3 1.6 BlueHdi 100	BHY(DV6FD), BHW(DV6FE)	04/15 →
DS3 1.6 BlueHdi 120	BHZ(DV6FC)	07/15 →
DS3 1.6 BlueHdi 75	BHW(DV6FE), 5GR(EP6FDTX)	07/15 →
DS3 1.6 THP	EP6FDTM	07/15 →
DS3 1.6 THP 165	5GZ(EP6FDT)	07/15 →
DS3 1.6 THP 208	5GR(EP6FDTX), EB2DTS	09/15 →
DS4 / DS4 CROSSBACK 1.2 THP 130	EB2DTS, BHZ(DV6FC)	07/15 →
DS4 / DS4 CROSSBACK 1.6 BlueHdi 115	DV6FC	07/15 →
DS4 / DS4 CROSSBACK 1.6 BlueHdi 120	BHZ(DV6FC), 5GM(EP6FDTX)	07/15 →
DS4 / DS4 CROSSBACK 1.6 THP 165	5GZ(EP6FDT)	07/15 →
DS4 / DS4 CROSSBACK 1.6 THP 210	5GM(EP6FDTX), AHR(DW10FD)	07/15 →
DS4 / DS4 CROSSBACK 2.0 BlueHdi 150	AHR(DW10FD), 5GM(EP6FDTX)	07/15 →
DS4 / DS4 CROSSBACK 2.0 BlueHdi 180	AHW(DW10FC)	07/15 →
FIAT		
DUCATO II 1.9 D	DJY	04/98 → 04/02
DUCATO II 2.0	RFL	04/02 →
DUCATO II 2.0 4x4	RFL	05/02 → 07/06
DUCATO II 2.0 Bipower	RFL	11/02 →
DUCATO II 2.0 JTD	RHV, RFLCNG	07/01 →
DUCATO II 2.0 LPG	RFL	12/01 → 10/04
DUCATO II 2.0 Natural Power	RFLCNG, 8140.43	06/03 → 07/12
DUCATO II 2.3 JTD	F1AE0481C	04/02 →
DUCATO II 2.8 JTD	8140.43, 8140.43	11/00 →
DUCATO II 2.8 JTD 4x4	8140.43S	11/00 →
DUCATO II 2.8 JTD Power	8140.43S	05/04 →
DUCATO II 2.8 TD	8140.43, F1AE0481D	04/02 → 07/06
DUCATO II 2.8 TD 4x4	8140.43S	11/03 → 07/06
DUCATO III 100 Multijet 2,3 D	4HV	07/06 →
DUCATO III 110 Multijet 2,3 D	F1AE0481D, F1AE0481D	08/06 →
DUCATO III 120 Multijet 2,3 D	F1AE0481D, F1AE0481N	07/06 →
DUCATO III 120 Multijet 2,3 D 4x4	F1AE0481D	03/10 →
DUCATO III 130		

FIAT			
DUCATO III 3.0	--	01/14	⇒
FIORINO III 1.4	KFT, KFT	11/07	⇒
QUBO 1.4	KFT, DHX	02/08	⇒
SCUDO I 1.9 TD	DHX, DHX	02/96	⇒ 12/06
SCUDO I 1.9 TD Eco	DHX, RHX	02/96	⇒ 12/06
SCUDO I 2.0 JTD	RHX, RHK(DW10UTED4)	12/02	⇒ 12/06
SCUDO I 2.0 JTD 16V	RHK(DW10UTED4), DW10BTE4	05/99	⇒ 12/06
SCUDO II 2.0 D Multijet	DW10BTE4, RHK	01/07	⇒
SCUDO II 2.0 D Multijet 4x4	RHO2	04/11	⇒
ULYSSE I 2.0 JTD	RHZ	10/99	⇒ 08/02
ULYSSE I 2.0 JTD 16V	RHW(DW10ATED4)	05/99	⇒ 08/02
ULYSSE II 2.0 D Multijet	RHK, RHM	05/06	⇒ 06/11
ULYSSE II 2.0 JTD	RHM, 4H01	08/02	⇒ 08/06
ULYSSE II 2.2 D Multijet	4H01, 4HP	10/07	⇒
ULYSSE II 2.2 JTD	4HP, RHR	08/02	⇒ 03/10
LANCIA			
PHEDRA 2.0 D Multijet	RHR, RHK	07/06	⇒ 11/10
PHEDRA 2.0 JTD	RHK, 4H01	09/02	⇒ 11/10
PHEDRA 2.2 D Multijet	4HS	03/08	⇒ 11/10
PHEDRA 2.2 JTD	4H01, RHW	09/02	⇒
ZETA 2.0 16V	RFV	05/98	⇒ 07/00
ZETA 2.0 JTD	RHZ	04/00	⇒ 09/02
ZETA 2.0 JTD 16V	RHW, KFV(TU3A)	04/01	⇒ 10/03
NISSAN			
MICRA II 1.5 D	TD15	02/98	⇒ 02/03
PEUGEOT			
106 I 1.0	CDY(TU9M), TUD5	04/96	⇒ 03/01
106 I 1.5 D	TUD5, CDY(TU9M)	05/96	⇒ 03/01
106 II 1.0 i	CDY(TU9M), HDY(TU1M)	05/96	⇒ 10/99
106 II 1.1	H1B(TU1)	04/96	⇒
106 II 1.1 BiFuel	TU1M+	04/96	⇒ 03/01
106 II 1.1 i	HDY(TU1M), KFW(TU3JP)	05/96	⇒ 07/04
106 II 1.4 i	KFW(TU3JP), TUD5	05/96	⇒ 07/04
106 II 1.5 D	TUD5, NFW(TU5J2)	05/96	⇒ 07/04
106 II 1.6 i	NFW(TU5J2), NFX(TU5J4)	05/96	⇒ 10/99
106 II 1.6 S16	NFX(TU5J4), EB2D	05/96	⇒ 07/04
108 1.0 VTi	1KR-FE	05/14	⇒
108 1.2	EB2D, EB2DT	05/14	⇒
108 1.2 VTi	HMZ(EB2)	05/14	⇒
108 108 1.2	HMZ(EB2F)	05/14	⇒
206 1.1	HFX(TU1JP), HFX(TU1JP)	08/98	⇒
206 1.1 i	HFX(TU1JP), KFW(TU3A)	09/98	⇒
206 1.4	KFV(TU3A), ET3J4	08/98	⇒
206 1.4 16V	ET3J4, 8HX(DV4TD)	10/03	⇒
206 1.4 BiFuel [ExtraEU]	TU3JP	07/02	⇒ 02/07
206 1.4 CNG	TU3AF	05/06	⇒ 09/07
206 1.4 HDi	8HX(DV4TD), 8HX(DV4TD)	09/01	⇒
206 1.4 HDi eco 70	8HX(DV4TD), K6C(TU3JP)	09/01	⇒
206 1.4 i	K6C(TU3JP), N6A(TU5JP4)	04/05	⇒
206 1.6	NFU(TU5JP4)	09/98	⇒ 12/08
206 1.6 16V	N6A(TU5JP4), HFX(TU1A)	09/00	⇒
206 1.6 BiFuel	TU5JP4	07/00	⇒ 04/09
206 1.6 i	NFZ(TU5JP)	09/98	⇒ 12/00
206 1.6 LPG	NFU(TU5JP4)	07/02	⇒
206+ 1.1	HFX(TU1A), 8HX(DV4TD)	01/09	⇒
206+ 1.1 LPG	TU1A	04/09	⇒ 06/13
206+ 1.4 HDi	DV4C	06/10	⇒
206+ 1.4 HDi eco 70	8HX(DV4TD), K6D(TU3A)	01/09	⇒
206+ 1.4 i	K6D(TU3A), KFT(TU3A)	01/09	⇒
207 1.4	KFT(TU3A), 8FR(EP3)	02/06	⇒
207 1.4 16V	8FR(EP3), 8HR(DV4C)	02/06	⇒
207 1.4 BiFuel	TU3A	08/07	⇒ 12/13
207 1.4 Flex	KFW(TU3A)	11/08	⇒
207 1.4 HDi	8HR(DV4C), 5FS(EP6C)	02/06	⇒
207 1.4 LPG	TU3A	08/07	⇒ 12/12
207 1.6	N6A(TU5JP4)	08/08	⇒
207 1.6 16V	5FS(EP6C), 5FY(EP6DTS)	02/06	⇒
207 1.6 16V RC	5FY(EP6DTS), 5FR(EP6DT)	02/07	⇒
207 1.6 16V Turbo	5FR(EP6DT), 5FS(EP6C)	02/06	⇒
207 1.6 16V VTi	5FS(EP6C), 9HP(DV6DTEd)	02/07	⇒
207 1.6 Bioflex	N6A(TU5JP4)	01/08	⇒
207 1.6 HDi	9HP(DV6DTEd), 5FS(EP6C)	02/06	⇒
207 1.6 HDi 110	9HR(DV6C)	08/09	⇒
207 1.6 VTi	EP6	03/07	⇒ 12/12
207 CC 1.6 16V	5FS(EP6C), 5FR(EP6DT)	02/07	⇒
207 CC 1.6 16V Turbo	5FR(EP6DT), 9HR(DV6C)	02/07	⇒
207 CC 1.6 HDi	9HR(DV6C), EBO	02/07	⇒
208 1.0	EBO, EB2	03/12	⇒
208 1.2	EB2, EB2F	03/12	⇒
208 1.2 GPL	EB2F, EB2DT	06/15	⇒
208 1.2 THP	EB2DT, 8HP(DV4C)	01/13	⇒
208 1.2 VTi	HMZ(EB2)	09/13	⇒
208 1.4 GPL	EP3C	10/13	⇒
208 1.4 HDi	8HP(DV4C), 8FS(EP3)	03/12	⇒
208 1.4 VTi	8FS(EP3), 5FS(EP6C)	03/12	⇒
208 1.6	5FS(EP6C), BHY(DV6FD)	02/12	⇒

PEUGEOT			
208 1.6 BlueHDi 100	BHY(DV6FD), BHZ(DV6FC)	01/15	⇒
208 1.6 BlueHDi 120	BHZ(DV6FC), BHW(DV6FE)	11/13	⇒
208 1.6 BlueHDi 75	BHW(DV6FE), 9HP(DV6DTEd)	04/15	⇒
208 1.6 GTi	5FU(EP6CDT)	08/12	⇒
208 1.6 HDi	9HP(DV6DTEd), 9HK(DV6DTEd)	03/12	⇒
208 1.6 HDi / BlueHDi 75	9HK(DV6DTEd), BHZ(DV6FC)	01/13	⇒
208 1.6 HDi 90	9HJ(DV6DTEd)	03/12	⇒
208 1.6 THP 210	5GM(EP6FDTX)	04/15	⇒
301 1.2	HMZ(EB2F)	11/12	⇒
301 1.2 VTi 72	EB2M, 9HF(DV6DTEd)	11/12	⇒
301 1.2 VTi 82	EB2F	12/14	⇒
301 1.5 [ExtraEU]	DV5RD	05/18	⇒
301 1.6 BlueHDi 100	DV6FD	04/14	⇒
301 1.6 HDi 100	BHY(DV6FD)	11/12	⇒
301 1.6 HDi 90	9HF(DV6DTEd), ECS	11/12	⇒
301 1.6 LPG	ECS	07/14	⇒
301 1.6 VTi 115	ECS, KFW(TU3JP)	11/12	⇒
306 1.4	KFW(TU3JP), KFW(TU3JP)	04/93	⇒ 04/02
306 1.4 SL	KFW(TU3JP), NFT(TU5JP)	06/94	⇒ 05/01
306 1.6	NFT(TU5JP), K6D(TU3JP)	10/00	⇒ 04/02
306 1.6 SR	NFZ(TU5JP)	06/94	⇒ 10/00
307 1.4	K6D(TU3JP), ET3J4	08/00	⇒
307 1.4 16V	ET3J4, EC5	11/03	⇒
307 1.4 HDi	DV4TD	10/01	⇒
307 1.6	ECS, N6A(TU5JP4)	08/05	⇒
307 1.6 16V	N6A(TU5JP4), --	08/00	⇒
307 1.6 BioFlex	--, DV6ATED4	07/06	⇒
307 1.6 HDi	DV6ATED4, DV6ATED4	04/05	⇒
307 1.6 HDi 110	DV6ATED4	02/04	⇒
307 1.6 HDi 90	DV6ATED4, EW10A	12/06	⇒ 04/08
307 2.0	EW10J4	03/02	⇒ 06/05
307 2.0 16V	EW10A, DW10ATED	08/00	⇒
307 2.0 HDi	DW10ATED, DW10BTEd4	01/03	⇒ 12/09
307 2.0 HDi 110	DW10ATED	08/00	⇒
307 2.0 HDi 135	DW10BTEd4, DV6ATED4	10/03	⇒
307 2.0 HDi 90	DW10ATED	08/00	⇒
308 I 1.6 HDi	DV6ATED4, DW10BTEd4	09/07	⇒
308 I 2.0 HDi	DW10BTEd4, EB2DTS	09/07	⇒
308 II 1.2 THP 110	HNZ(EB2DT)	11/13	⇒
308 II 1.2 THP 130	EB2DTS, HMZ(EB2)	11/13	⇒
308 II 1.2 VTi 72	HMZ(EB2), 5GZ(EP6FDT)	09/13	⇒
308 II 1.6	5GZ(EP6FDT), BHZ(DV6FC)	01/12	⇒
308 II 1.6 BlueHDi 100	BHY(DV6FD)	04/14	⇒
308 II 1.6 BlueHDi 120	BHZ(DV6FC), 5GN(EP6FDTR)	11/13	⇒
308 II 1.6 e-HDi 115	DV6C	03/15	⇒
308 II 1.6 GT 205	EP6FDTX	06/14	⇒
308 II 1.6 GTi	5GN(EP6FDTR), 9HC(DV6C)	06/15	⇒
308 II 1.6 HDi / BlueHDi 115	9HC(DV6C), 5FA(EP6CDT)	09/13	⇒
308 II 1.6 HDi 100	BHY(DV6FD)	04/14	⇒
308 II 1.6 HDi 92	9HP(DV6DTEd)	03/14	⇒
308 II 1.6 THP 125	5FA(EP6CDT), DW10ATED	09/13	⇒
308 II 1.6 THP 155	EP6CDT	03/14	⇒
308 II 1.6 THP 210	5GM(EP6FDTX)	04/15	⇒
308 II 1.6 VTi 115	NFP(ECS)	11/12	⇒
308 II 2.0 BlueHDi 150	AHX(DW10FD)	11/13	⇒
308 II 2.0 GT HDi 180 / BlueHDi 180	AHW(DW10FC)	06/14	⇒
406 2.0 HDi	DW10ATED, DW10ATED	06/98	⇒ 06/04
406 2.0 HDi 110	DW10ATED, 3FZ(EW12J4)	08/01	⇒ 10/04
406 2.2	3FZ(EW12J4), 4HX(DW12TED4/FAP)	07/00	⇒ 12/04
406 2.2 HDi	4HX(DW12TED4/FAP), XFZ(E59J4)	03/00	⇒ 12/04
406 3.0 24V	XFZ(E59J4), E59J45	10/96	⇒ 10/04
406 3.0 V6	E59J45, DW10BTEd4	03/00	⇒ 12/04
406 3.0 V6 24V	XFZ(E59J4)	03/97	⇒ 12/04
407 2.0 HDi	DW10BTEd4, RHL(DW10BTEd4)	11/04	⇒
407 2.0 HDi [ExtraEU]	DW10BTEd4	11/04	⇒ 10/07
407 2.0 HDi 135	RHL(DW10BTEd4), 3FZ(EW12J4)	05/04	⇒
407 2.2	3FZ(EW12J4), 3FY(EW12J4)	05/04	⇒
407 2.2 16V	3FY(EW12J4), 4HP(DW12BTEd4)	09/05	⇒
407 2.2 HDi	4HP(DW12BTEd4), 4HR(DW12BTEd4)	03/06	⇒
407 2.2 HDi 170	4HR(DW12BTEd4), E59A	05/06	⇒
407 3.0	E59A, E59A	05/04	⇒
407 3.0 V6	E59A, EB2DTS	10/05	⇒
508 I 1.6	5GZ(EP6FDT), BHZ(DV6FC)	09/11	⇒
508 I 1.6 BlueHDi 120	BHZ(DV6FC), 9HD(DV6CTED)	03/14	⇒
508 I 1.6 HDi	9HD(DV6CTED), 5FN(EP6CDT)	11/10	⇒
508 I 1.6 THP	5FN(EP6CDT), 5FH(EP6C)	11/10	⇒

PEUGEOT			
508 I 1.6 VTi	5FH(EP6C), AHX(DW10FD)	11/10	⇒
508 I 2.0 BlueHDi 150	AHX(DW10FD), DW10BTEd4	04/14	⇒
508 I 2.0 BlueHDi 180	AHW(DW10FC)	04/14	⇒
508 I 2.0 HDi	DW10BTEd4, RHC(DW10CTED4)	11/10	⇒
508 I 2.0 HDi Hybrid4 AWC	RHC(DW10CTED4), DW10CTED4	11/10	⇒
508 I 2.0 HDi RXH Hybrid4	DW10CTED4, EW10J4	11/10	⇒
508 I 2.2 HDi	4HL(DW12C)	11/10	⇒
508 II 1.5 BlueHDi 130	DV5RC	09/18	⇒
607 2.0	EW10J4, DW10ATED	02/00	⇒ 08/05
607 2.0 HDi	DW10ATED, 3FY(EW12J4)	05/00	⇒ 07/11
607 2.0 HDi 110 FAP	RHS(DW10ATED)	12/04	⇒
607 2.0 HDi 135	RHL(DW10BTEd4)	09/05	⇒
607 2.2 16V	3FY(EW12J4), 4HP(DW12BTEd4)	02/00	⇒ 06/10
607 2.2 HDi	4HP(DW12BTEd4), E59J45	02/00	⇒
607 3.0 V6 24V	E59J45, DW10ATED4	02/00	⇒ 07/11
806 1.9 TD	XUD9TE	07/95	⇒ 08/02
806 2.0 HDi 16V	DW10ATED4, DW10ATED4	08/99	⇒ 08/02
807 2.0	RFN(EW10J4)	06/02	⇒
807 2.0 16V	RF(EW10A)	09/05	⇒
807 2.0 HDi	DW10ATED4, 3FZ(EW12J4)	06/02	⇒
807 2.2	3FZ(EW12J4), 4HT(DW12BTEd4)	06/02	⇒
807 2.2 HDi	4HT(DW12BTEd4), 199A9.000	06/02	⇒
807 3.0 V6	XFZ(E59J45)	06/02	⇒
1007 1.4	KFV(TU3A), ET3J4	04/05	⇒
1007 1.4 16V	ET3J4, 8HX(DV4TD)	10/05	⇒
1007 1.4 HDi	8HX(DV4TD), NFU(TU5JP4)	04/05	⇒
1007 1.6 16V	NFU(TU5JP4), CDY(TU9M)	04/05	⇒
1007 1.6 HDi	DV6ATED4	06/07	⇒
2008 1.2 PureTech 82	EB2FA	03/18	⇒
2008 1.2 THP 110	EB2DT, EB2	01/15	⇒
2008 1.2 THP 130	HNY(EB2DTS)	01/15	⇒
2008 1.2 VTi	EB2, 8HR(DV4C)	03/13	⇒
2008 1.4 HDi	8HR(DV4C), BHY(DV6FD)	06/13	⇒
2008 1.6 BlueHDi	BHX(DV6FC)	07/14	⇒
2008 1.6 BlueHDi 100	BHY(DV6FD), BHW(DV6FE)	01/15	⇒
2008 1.6 BlueHDi 120	BHZ(DV6FC)	07/14	⇒
2008 1.6 BlueHDi 75	BHW(DV6FE), 9HP(DV6DTEd)	01/15	⇒
2008 1.6 HDi	9HP(DV6DTEd), 5FS(EP6C)	03/13	⇒
2008 1.6 VTi	5FS(EP6C), HFX(TU1JP)	03/13	⇒
3008 1.2	HNY(EB2DTS)	01/15	⇒
3008 1.6 BlueHDi 120	BHZ(DV6FC), 9HR(DV6C)	05/14	⇒
3008 1.6 HDi	9HR(DV6C), 5FU(EP6CDT)	06/09	⇒
3008 1.6 HDi 115 / BlueHDi 115	BHX(DV6FC)	02/13	⇒
3008 1.6 THP	5FU(EP6CDT), 5FS(EP6C)	06/09	⇒
3008 1.6 Turbo	5GZ(EP6FDT)	05/14	⇒
3008 1.6 VTi	5FS(EP6C), DW10CB	06/09	⇒
3008 2.0 BlueHDi 136	DW10FD	11/16	⇒
3008 2.0 BlueHDi 150	DW10FD	05/16	⇒
3008 2.0 HDi	DW10CB, AHX(DW10FD)	06/09	⇒
3008 2.0 HDi 150 / BlueHDi 150	AHX(DW10FD), EB2M	06/09	⇒
3008 2.0 HDi Hybrid4	RHC(DW10CTED4)	02/11	⇒ 08/16
5008 1.2	EB2DTS, 5FS(EP6C)	01/15	⇒
5008 1.6 16V	5FS(EP6C), BHZ(DV6FC)	09/09	⇒
5008 1.6 BlueHDi 115	DV6FC	12/16	⇒
5008 1.6 BlueHDi 120	BHZ(DV6FC), 9HD(DV6CTED)	05/14	⇒
5008 1.6 HDi	9HD(DV6CTED), DW10CBFAPDTR	09/09	⇒
5008 1.6 THP 150	EP6DT	02/12	⇒
5008 1.6 THP 163	5GZ(EP6FDT)	02/12	⇒
5008 1.6 THP 165	5GZ(EP6FDT)	02/12	⇒
5008 2.0 HDi	DW10CBFAPDTR, AHV(DW10FD)	09/09	⇒
5008 2.0 HDi 136 / BlueHDi 136	AHV(DW10FD), AHR(DW10FD)	02/12	⇒
5008 2.0 HDi 150 / BlueHDi 150	AHR(DW10FD), 5GZ(EP6FDT)	06/09	⇒
BIPPER 1.3 BlueHDi 80	F13DTE6	12/15	⇒
BIPPER 1.3 HDi 75	199A9.000, KFV(TU3A)	10/10	⇒
BIPPER 1.4	KFV(TU3A), 8HS(DV4TED)	02/08	⇒
BIPPER 1.4 HDi	8HS(DV4TED), 199A9.000	02/08	⇒
BIPPER TEPEE 1.3 HDi 75	199A9.000, F13DTE6	10/10	⇒
BIPPER TEPEE 1.3 HDi 80	F13DTE6, KFV(TU3A)	12/15	⇒
BIPPER TEPEE 1.4</			

PEUGEOT		
BOXER I 1.9 TD	D8C(XUD9UTF), R5B(XU102C)	03/94 → 04/02
BOXER I 1.9 TD 4x4	D8C(XUD9UTF)	07/96 → 04/02
BOXER I 2.0	R5B(XU102C), RHV(DW10TD)	02/94 →
BOXER I 2.0 4x4	--	03/96 → 09/98
BOXER I 2.0 BiFuel	XU10J2	12/01 → 06/06
BOXER I 2.0 CNG	XU10J2CNG	07/03 → 03/06
BOXER I 2.0 HDi	RHV(DW10TD), 4HY(DW12UTED)	08/01 →
BOXER I 2.0 i	RFW(XU10J2)	03/94 → 04/02
BOXER I 2.0 i 4x4	RFW(XU10J2)	08/96 → 04/02
BOXER I 2.2 HDi	4HY(DW12UTED), 8140.67	04/02 →
BOXER I 2.5 D	8140.67, T8A(DJ5T)	03/94 → 04/02
BOXER I 2.5 TD	T8A(DJ5T), 8140.43N	03/94 → 04/02
BOXER I 2.5 TDi	THX(DJ5TED)	01/97 → 04/02
BOXER I 2.8 D	8140.63(F28D)	01/99 → 02/02
BOXER I 2.8 DTiC	8140.43(F28DT)	10/97 → 09/00
BOXER I 2.8 HDi	8140.43N, 8140.43S(F28DTCR)	10/00 →
BOXER I 2.8 HDi 4x4	8140.43S(F28DTCR), AHN(DW10FUD)	10/00 →
BOXER I 2.8 HDi Trazione integrale	8140.43S(F28DTCR)	10/00 → 11/01
BOXER I 2.8 TD	8140.23	10/99 →
BOXER II 2.0 BlueHDi 110	DW10FUE	07/15 →
BOXER II 2.0 BlueHDi 130	AHN(DW10FUD), AHP(DW10FUC)	07/15 →
BOXER II 2.0 BlueHDi 160	AHP(DW10FUC), 4HV(P22DTE)	07/15 →
BOXER II 2.2 HDi 100	4HV(P22DTE), 4HG(P22DTE)	04/06 →
BOXER II 2.2 HDi 110	4HG(P22DTE), 4HU(P22DTE)	03/11 →
BOXER II 2.2 HDi 120	4HU(P22DTE), 4HH(P22DTE)	04/06 →
BOXER II 2.2 HDi 130	4HH(P22DTE), 4HJ(P22DTE)	03/11 →
BOXER II 2.2 HDi 150	4HJ(P22DTE), F1CE0481D(F30DT)	03/11 →
BOXER II 3.0 D	F30DT	09/08 → 12/09
BOXER II 3.0 HDi	F1CE0481D(F30DT), F1CE3481N(F30DTE)	07/06 →
BOXER II 3.0 HDi 145	F1CE3481N(F30DTE), F1CE0481D(F30DT)	04/10 →
BOXER II 3.0 HDi 160	F1CE0481D(F30DT), F1CE0481D(F30DT)	04/06 →
BOXER II 3.0 HDi 175	F1CE0481D(F30DT), D8B(XUD9TE)	03/11 →
EXPERT I 1.9 TD	D8B(XUD9TE), DW10ATED	02/96 → 05/98
EXPERT I 2.0 HDi	DW10ATED, 9HH(DV6DUM)	07/00 → 12/06
EXPERT I 2.0 HDi 16V	RHW(DW10ATED4)	07/00 → 12/06
EXPERT II 1.6 HDi 90 16V	9HU(DV6GUTED4)	01/07 →
EXPERT II 1.6 HDi 90 8V	9HH(DV6DUM), RFH(EW10A)	01/07 →
EXPERT II 2.0 16V	RFH(EW10A), RHG(DW10UTED4/FAP)	01/07 →
EXPERT II 2.0 HDi 120	RHG(DW10UTED4/FAP), AHZ(DW10CD)	01/07 →
EXPERT II 2.0 HDi 120 4x4	RHK(DW10UTED4)	01/10 →
EXPERT II 2.0 HDi 130	AHZ(DW10CD), DW10BTED4	03/11 →
EXPERT II 2.0 HDi 130 4x4	AHZ(DW10CD)	01/12 →
EXPERT II 2.0 HDi 140	DW10BTED4, DW10CTED4	01/07 →
EXPERT II 2.0 HDi 165	DW10CTED4, 9HH(DV6DUM)	09/09 →
EXPERT II TEPEE 1.6 HDi 90 16V	9HU(DV6GUTED4)	01/07 →
EXPERT II TEPEE 1.6 HDi 90 8V	9HH(DV6DUM), RFH(EW10A)	01/07 →
EXPERT II TEPEE 2.0 16V	RFH(EW10A), AHY(DW10CE)	01/07 →
EXPERT II TEPEE 2.0 HDi 100	AHY(DW10CE), AHZ(DW10CD)	03/11 →
EXPERT II TEPEE 2.0 HDi 120	RHK(DW10UTED4)	01/07 →
EXPERT II TEPEE 2.0 HDi 120 4x4	RHK(DW10UTED4)	01/07 →
EXPERT II TEPEE 2.0 HDi 130	AHZ(DW10CD), DW10BTED4	03/11 →
EXPERT II TEPEE 2.0 HDi 130 4x4	AHZ(DW10CD)	03/11 →
EXPERT II TEPEE 2.0 HDi 140	DW10BTED4, DW10CTED4	01/07 →
EXPERT II TEPEE 2.0 HDi 165	DW10CTED4, HDY(TU1M)	09/09 →
EXPERT III 1.6 BlueHDi 115	DV6FCU	04/16 →
EXPERT III 2.0 BlueHDi 120	DW10FE	04/16 →
EXPERT III 2.0 BlueHDi 150	DW10FD	04/16 →
PARTNER I 1.1	HDY(TU1M), K6D(TU3A)	06/96 →
PARTNER I 1.1 BiFuel	TU1M+	06/96 → 08/00
PARTNER I 1.4	K6D(TU3A), DV6BTED4	06/96 →
PARTNER I 1.4 BiFuel	TU3JP	04/03 → 10/06
PARTNER I 1.4 CNG	TU3JPCNG	11/02 → 10/06
PARTNER I 1.6	TU5JP4	09/00 → 05/08
PARTNER I 1.6 16V	TU5JP4	07/01 → 03/08
PARTNER I 1.6 Bioflex	TU5JP4	09/00 → 10/02
PARTNER I 1.6 Flexfuel	TU5JP4	09/00 → 10/02
PARTNER I 1.6 HDi	DV6BTED4, DV6B	08/05 → 07/08

PEUGEOT		
PARTNER I 1.6 HDi 75	DV6B, DW8	08/05 → 12/13
PARTNER I 1.6 HDi 90	DV6ATED4	10/05 → 12/15
PARTNER I 1.8	XU7JB	03/97 → 12/03
PARTNER I 1.8 D	XUD7	06/96 → 12/02
PARTNER I 1.9 D	DW8, HDY(TU1M)	06/96 → 12/15
PARTNER I 2.0 HDi	DW10TD	02/00 → 07/08
PARTNER II 1.4	TU3JP	08/08 →
PARTNER II 1.9 HDi	DW8B	08/08 →
RANCH 1.1	HDY(TU1M), K5A(TU3.2)	06/96 →
RANCH 1.4	K5A(TU3.2), DW10CTED4	04/05 →
RANCH 1.4 BiFuel	KFW(TU3JP)	04/03 →
RANCH 1.4 CNG	TU3JPCNG	01/97 → 12/12
RCZ 1.6 16V	EP6CDTX	06/10 →
RCZ 1.6 THP	EP6CDTM	01/11 →
RCZ 1.6 THP 150	5FE(EP6CDTMD)	03/11 →
RCZ 1.6 THP 270	5FG(EP6CDTR)	06/13 →
RCZ 2.0 HDi	DW10CTED4, 4WZ-FHV	03/10 →
RIFTER 1.5 BlueHDi 130	DV5RC	09/18 →
TRAVELLER 1.5 BlueHDi 100	DV5RUC	06/18 →
TRAVELLER 1.5 BlueHDi 120	DV5RUC	06/18 →
TRAVELLER 1.6 BlueHDi 115	DV6FCU	04/16 →
TRAVELLER 2.0 BlueHDi 150	DW10FD	04/16 →

TOYOTA		
AYGO II 1.2	1PP	05/14 →
PROACE 2.0 D	4WZ-FHV, TU1JP	06/13 →
PROACE 2.0 D4d	4WZ-FTV	02/16 →
PROACE VERSO 1.6 D	3WZ-HV	02/16 →
PROACE VERSO 2.0 D	4WZ-FTV	02/16 →

7.6218



REVERSING LIGHT SWITCHES

Adatt./Suitable:

CITROËN
2257 43
2257 52
2257 59
96 629 066 80

DS

2257 52
2257 59

FIAT

71728934
9633875580
9659869680
9662906680

LANCIA

9633875580
9659869680

PEUGEOT

2257 43
2257 52
2257 59

SUZUKI

37610-73J01
37610-73J01-000
37610-73J03
37610-73J03-000

TOYOTA

SU001-00467
SU001-A0800

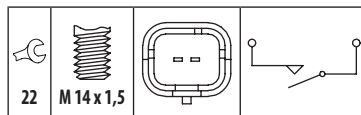
1075 Has the same colour as the original part : Violet

- corrisponde al pezzo originale colorato : violetto
- Correspond à la pièce originale dans sa couleur : violet
- Entspricht dem Originalteil in Farbe : violett
- corresponde al color de la pieza original : violeta

1267 Seal coating on thread

- Rivestimento sigillante sulla filettatura
- Revêtement de scellement sur le filetage
- Beschichtungsmasse am Gewinde
- Revestimiento impermeabilizante en la rosca

MARKET DIFFUSION: HIGH



CITROËN		
BERLINGO I 1.1 BiFuel	TU1M+	07/96 → 10/02
BERLINGO I 1.1 i	TU1JP, TU32	07/96 → 05/08
BERLINGO I 1.2 THP	EB2DT	03/16 →
BERLINGO I 1.4	TU32, TU3A	07/96 → 10/02
BERLINGO I 1.4 BiFuel	TU3JP	07/96 → 10/02
BERLINGO I 1.4 Bivalent	TU3JPCNG	04/03 → 10/05
BERLINGO I 1.4 i	TU3A, NFU(TU5JP4)	07/96 → 12/11
BERLINGO I 1.4 i bivalent	TU3JPCNG	04/03 → 10/08
BERLINGO I 1.6	EP6CB	04/08 → 12/10
BERLINGO I 1.6 16V	NFU(TU5JP4), DV6B	10/00 → 12/11
BERLINGO I 1.6 HDi 75	DV6B, 9HX(DV6ATED4)	07/05 → 12/11
BERLINGO I 1.6 HDi 90	9HX(DV6ATED4), A9A(XUD7)	07/05 → 12/11
BERLINGO I 1.8 D	A9A(XUD7), LFX(XU7JB)	07/96 → 10/02

CITROËN		
BERLINGO I 1.8 i	LFX(XU7JB), DW8	05/97 → 10/02
BERLINGO I 1.8 i 4WD	LFX(XU7JB)	04/97 → 10/01
BERLINGO I 1.9	DW8, D9B(XUD9A/L)	07/98 → 03/06
BERLINGO I 1.9 D	D9B(XUD9A/L), WJY(DW8B)	07/96 → 12/03
BERLINGO I 1.9 D 4WD	WJY(DW8B), WJY(DW8B)	07/98 → 10/05
BERLINGO I 1.9 D 70	WJY(DW8B), WJY(DW8B)	04/99 → 12/11
BERLINGO I 1.9 D 70 4WD	WJY(DW8B), DW10TD	07/98 → 03/06
BERLINGO I 2.0 HDi	DW10TD	08/99 → 10/05
BERLINGO I 2.0 HDi 4x4	RHY(DW10TD)	11/02 → 10/05
BERLINGO I 2.0 HDi 90	DW10TD, --	12/99 → 12/11
BERLINGO I 2.0 HDi 90 4WD	RHY(DW10TD)	11/00 → 10/05
BERLINGO II 1.2 PureTech 110	--, N6A(TU5JP4)	02/16 →
BERLINGO II 1.6	N6A(TU5JP4), BHY(DV6FD)	04/08 →
BERLINGO II 1.6 BlueHDi 100	BHY(DV6FD), BHZ(DV6FC)	12/14 →
BERLINGO II 1.6 BlueHDi 100 4x4	BHY(DV6FD)	12/14 →
BERLINGO II 1.6 BlueHDi 120	BHZ(DV6FC), 9HN(DV6ETED)	12/14 →
BERLINGO II 1.6 HDi	DV6BTED4	06/08 → 12/11
BERLINGO II 1.6 HDi / BlueHDi 75	9HN(DV6ETED), 9HL(DV6C)	07/10 →
BERLINGO II 1.6 HDi 110	9HL(DV6C), 9HL(DV6C)	04/08 →
BERLINGO II 1.6 HDi 115	9HL(DV6C), 9HT(DV6BTED4)	07/10 →
BERLINGO II 1.6 HDi 115 4x4	--	02/12 →
BERLINGO II 1.6 HDi 75	9HT(DV6BTED4), 9HN(DV6ETED)	04/08 →
BERLINGO II 1.6 HDi 75 / BlueHDi 75	9HN(DV6ETED), 9HT(DV6BTED4)	04/08 →
BERLINGO II 1.6 HDi 75 16V	9HT(DV6BTED4), 9HF(DV6DTE)	04/08 →
BERLINGO II 1.6 HDi 75 4x4	9HN(DV6ETED)	02/12 →
BERLINGO II 1.6 HDi 90	9HF(DV6DTE), 9HS(DV6ETED4BU)	04/08 →
BERLINGO II 1.6 HDi 90 16V	9HS(DV6ETED4BU), 5FS(EP6C)	04/08 →
BERLINGO II 1.6 HDi 90 4x4	9HF(DV6DTE)	02/12 →
BERLINGO II 1.6 HDi 92	9HJ(DV6DTEDM)	07/10 →
BERLINGO II 1.6 Vti 120	5FS(EP6C), 5FK(EP6CB)	11/09 →
BERLINGO II 1.6 Vti 95	5FK(EP6CB), 161A(XUD7)	07/10 →
BERLINGO III 1.2 PureTech 110	EB2ADT	06/18 →
BERLINGO III 1.5 BlueHDi 100	DV5RD	06/18 →
BERLINGO III 1.5 BlueHDi 75	DV5RE	06/18 →
C15 1.8 D	161A(XUD7), 9HZ(DV6TED4)	07/86 → 08/00
C15 1.9 D	WJX(DW8B)	12/00 → 12/05
C2 1.6 HDi	9HZ(DV6TED4), EB2ADT	09/05 →
C3 I 1.4 16V HDi	8HY(DV4TED4), DV4TD	02/02 →
C3 I 1.4 HDi	DV4TD, TU3A	02/02 →
C3 I 1.4 i	TU3A, 9HX(DV6ATED4)	02/02 →
C3 I 1.6 16V	TU5JP4	02/02 →
C3 I 1.6 16V HDi	9HX(DV6ATED4), EBO	09/05 →
C3 II 1.0 Vti 68	EBO, HFX(TU1JP)	08/12 →
C3 II 1.1	HFX(TU1JP), HFX(TU1A)	11/09 →
C3 II 1.1 BiFuel	HFX(TU1A), EB2DT	11/10 →
C3 II 1.2 THP 110	EB2DT, EB2	10/14 →
C3 II 1.2 Vti 82	EB2, K6E(TU3A)	06/12 →
C3 II 1.4	K6E(TU3A), 8HR(DV4C)	11/09 →
C3 II 1.4 16V	EP3C	11/09 →
C3 II 1.4 HDi	DV4TD	06/10 → 09/16
C3 II 1.4 HDi 70	8HR(DV4C), 8FN(EP3)	11/09 →
C3 II 1.4 LPG	8FN(EP3), 8FP(EP3)	07/10 →
C3 II 1.4 Vti	8FR(EP3)	11/09 →
C3 II 1.4 Vti 95	8FP(EP3), BHY(DV6FD)	11/09 →
C3 II 1.6 BlueHDi	DV6FE	03/15 → 09/16
C3 II 1.6 BlueHDi 100	BHY(DV6FD), BHW(DV6FE)	07/14 →
C3 II 1.6 BlueHDi 75	BHW(DV6FE), 9HJ(DV6DTEDM)	04/15 →
C3 II 1.6 Flex	NFX(TU5JP4)	11/09 →
C3 II 1.6 HDi	9HJ(DV6DTEDM), 9HD(DV6C)	11/09 →
C3 II 1.6 HDi 110	9HR(DV6C)	11/09 →
C3 II 1.6 HDi 115	9HD(DV6C), 9HX(DV6ATED4)	09/12 →
C3 II 1.6 HDi 90	9HX(DV6ATED4), 5FS(EP6C)	11/09 →
C3 II 1.6 Vti 120	5FS(EP6C), EB2DT	11/09 →
C3 III 1.2 PureTech 82	EB2FA	05/18 →
C3 III 1.2 THP 110	EB2DT, EB2F	07/16 →
C3 III 1.2 Vti 68	EB2FB	07/16 →
C3 III 1.2 Vti 82	EB2F, EB2DT	07/16 →
C3 III 1.5 BlueHDi 100	DV5RD	05/18 →
C3 III 1.6 BlueHDi 100	DV6FD	07/16 →
C3 III 1.6 BlueHDi 75	DV6FE	07/16 →
C3 AIRCROSS II 1.5 BlueHDi 100	DV5RD	08/18 →
C3 AIRCROSS 1.2 Puretech 110	EB2ADT, EB2F	06/17 →
C3 AIRCROSS 1.2 Puretech 130	EB2DTS	07/17 →

CITROËN			CITROËN			CITROËN		
C3 AIRCROSS 1.2 PureTech 82	EB2F, 8HY(DV4TED4)	06/17 →	C4 GRAND PICASSO II 1.6 HDi / BlueHdi 115	9HC(DV6C), 5FV(EP6CDT)	09/13 →	C8 2.0 16V	EW10A, RHK(DW10UTED4)	09/05 →
C3 AIRCROSS 1.5 BlueHdi 100	DV5RD	08/18 →	C4 GRAND PICASSO II 1.6 HDi 90	9HP(DV6DTEd)	09/13 →	C8 2.0 HDi	RHK(DW10UTED4), RHD(DW10CB)	07/02 →
C3 AIRCROSS 1.6 BlueHdi 100	DV6FD	07/17 →	C4 GRAND PICASSO II 1.6 THP 150	5FX(EP6DT)	09/14 →	C8 2.0 HDi 135	RHD(DW10CB), RHE(DW10CTED4)	03/06 →
C3 AIRCROSS 1.6 BlueHdi 115	DV6FC	06/17 →	C4 GRAND PICASSO II 1.6 THP 155	5FV(EP6CDT), 5FS(EP6C)	09/13 →	C8 2.0 HDi 165	RHE(DW10CTED4), 3FZ(EW12J4)	03/06 →
C3 AIRCROSS 1.6 BlueHdi 120	DV6FC	07/17 →	C4 GRAND PICASSO II 1.6 THP 165	5GZ(EP6FDT)	07/14 →	C8 2.2	3FZ(EW12J4), 4HP(DW12BTEd4)	07/02 →
C3 PICASSO 1.2 THP 110	EB2DT, 8FN(EP3)	01/15 →	C4 GRAND PICASSO II 1.6 VTI 120	5FS(EP6C), AHX(DW10FD)	09/13 →	C8 2.2 HDi	4HP(DW12BTEd4), XFW(ES9J4S)	07/02 →
C3 PICASSO 1.4	EP3C	02/09 →	C4 GRAND PICASSO II 2.0 BlueHdi 135	DW10FD	09/13 →	C8 3.0 V6	XFW(ES9J4S), EB2M	07/02 →
C3 PICASSO 1.4 VTI 95	8FN(EP3), 8FN(EP3)	02/09 →	C4 GRAND PICASSO II 2.0 BlueHdi 135 Hybrid	AHS(DW10FD)	09/13 →	C-ELYSEE 1.2 VTI 72	EB2M, BHY(DV6FD)	11/12 →
C3 PICASSO 1.4 VTI 95 LPG	8FN(EP3), BHY(DV6FD)	01/12 →	C4 GRAND PICASSO II 2.0 BlueHdi 150	AHX(DW10FD), N6A(TU5JP4)	09/13 →	C-ELYSEE 1.2 VTI 82	EB2F	12/14 →
C3 PICASSO 1.6 BlueHdi 100	BHY(DV6FD), 9HX(DV6ATED4)	01/15 →	C4 PICASSO I 1.6 16V	5FX(EP6DT), 9HY(DV6TED4)	07/08 → 08/13	C-ELYSEE 1.5 BlueHdi 100 [ExtraEU]	DV5RD	05/18 →
C3 PICASSO 1.6 HDi	9HX(DV6ATED4), 9HD(DV6C)	02/09 →	C4 PICASSO I 1.6 HDi	9HY(DV6TED4), 9HL(DV6C)	02/07 → 08/13	C-ELYSEE 1.6 BlueHdi 100	BHY(DV6FD), 9HJ(DV6DTEdM)	11/14 →
C3 PICASSO 1.6 HDi 110	9HR(DV6C)	05/10 →	C4 PICASSO I 1.6 HDi 110	9HL(DV6C), 5FV(EP6CDT)	09/10 →	C-ELYSEE 1.6 HDi 92	9HJ(DV6DTEdM), EC5	11/12 →
C3 PICASSO 1.6 HDi 115	9HD(DV6C), 9HP(DV6DTEd)	01/13 →	C4 PICASSO I 1.6 THP 140	5FT(EP6DT)	07/08 → 08/13	C-ELYSEE 1.6 VTI 115	EC5, EB2DT	11/12 →
C3 PICASSO 1.6 HDi 90	9HP(DV6DTEd), 5FS(EP6C)	07/10 →	C4 PICASSO I 1.6 THP 155	5FV(EP6CDT), 5FW(EP6)	09/10 → 08/13	DISPATCH 1.6 HDi	DV6UTED4	06/07 →
C3 PICASSO 1.6 VTI	EP6	07/09 →	C4 PICASSO I 1.6 THP 120	5FW(EP6), 6FY(EW7A)	07/08 →	DS3 1.2 THP 110	EB2DT, EB2	10/14 → 07/15
C3 PICASSO 1.6 VTI 120	5FS(EP6C), EB2DT	02/09 →	C4 PICASSO I 1.8 Bifuel	6FY(EW7A), 6FY(EW7A)	01/09 → 10/12	DS3 1.2 VTI 82	EB2, 8HR(DV4C)	01/13 → 07/15
C4 I 1.6 16V	NFU(TU5JP4)	11/04 → 07/11	C4 PICASSO I 1.8 i 16V	6FY(EW7A), DW10BTEd4	02/07 → 12/11	DS3 1.4 HDi 70	8HR(DV4C), 8FP(EP3)	04/10 → 07/15
C4 I 1.6 16V Bio-Flex	N6A(TU5JP4), 9HV(DV6TED4)	09/07 →	C4 PICASSO I 2.0 HDi 138	DW10BTEd4, DW10CTED4/FAP	10/06 → 08/13	DS3 1.4 VTI 95	8FP(EP3), 8FN(EP3)	04/10 → 07/15
C4 I 1.6 16V Flex Fuel	N6A(TU5JP4)	02/09 →	C4 PICASSO I 2.0 HDi 150	RHE(DW10CTED4)	07/09 → 08/13	DS3 1.4 VTI 95 LPG	8FN(EP3), 8FR(EP3)	08/12 → 07/15
C4 I 1.6 Flex	--	02/09 → 07/11	C4 PICASSO I 2.0 HDi 165	RHW(10CTED4)/FAP, EB2DTS	09/10 →	DS3 1.4 VTI 98	8FR(EP3), 5FM(EP6DT)	11/09 → 07/15
C4 I 1.6 HDi	9HV(DV6TED4), EW10A	11/04 →	C4 PICASSO I 2.0 HDi 165	DW10CTED4/FAP, EB2DTS	09/10 →	DS3 1.6	5FM(EP6DT), BHY(DV6FD)	02/11 → 07/15
C4 I 1.6 THP 150	5FX(EP6DT)	07/08 → 07/11	C4 PICASSO I 2.0 HDi 16V	RFJ(EW10A)	09/07 → 08/13	DS3 1.6 BlueHdi 100	BHY(DV6FD), BHX(DV6FC)	07/14 → 07/15
C4 I 1.6 VTI 120	5FW(EP6)	07/08 → 07/11	C4 PICASSO I 2.0 HDi 135 Hybrid	EB2DTS, BHY(DV6FD)	04/14 →	DS3 1.6 BlueHdi 115	BHX(DV6FC), BHZ(DV6FC)	10/13 → 07/15
C4 I 2.0 16V	EW10A, EB2DT	11/04 →	C4 PICASSO I 2.0 HDi 138	BHY(DV6FD), BHX(DV6FC)	12/14 →	DS3 1.6 BlueHdi 120	BHZ(DV6FC), BHW(DV6FE)	10/13 → 07/15
C4 I 2.0 HDi	RHZ(DW10ATED)	04/07 → 07/08	C4 PICASSO II 1.6 BlueHdi 100	BHZ(DV6FC)	07/14 →	DS3 1.6 BlueHdi 75	BHW(DV6FE), 9HR(DV6C)	03/15 → 07/15
C4 I 2.0 VTR	EW10A	10/06 → 12/07	C4 PICASSO II 1.6 HDi / BlueHdi 115	BHX(DV6FC), 9HP(DV6DTEd)	02/13 →	DS3 1.6 HDi 110	9HR(DV6C), 9HD(DV6C)	11/09 → 07/15
C4 II 1.2 THP 110	EB2DT, EB2DTS	02/15 →	C4 PICASSO II 1.6 HDi 90	9HP(DV6DTEd), 5FV(EP6CDT)	02/13 →	DS3 1.6 HDi 115	9HD(DV6C), 9HP(DV6DTEd)	08/12 → 07/15
C4 II 1.2 THP 130	EB2DTS, 8FP(EP3)	04/14 →	C4 PICASSO II 1.6 THP 150	5FX(EP6DT)	09/14 →	DS3 1.6 HDi 90	9HP(DV6DTEd), 5FD(EP6DTS)	11/09 → 07/15
C4 II 1.4 16V	EP3C	11/09 →	C4 PICASSO II 1.6 THP 155	5FV(EP6CDT), 5FS(EP6C)	02/13 →	DS3 1.6 Racing	5FD(EP6DTS), 5FM(EP6DT)	02/11 → 07/15
C4 II 1.4 VTI 95	8FP(EP3), DV6FC	11/09 →	C4 PICASSO II 1.6 THP 165	5GZ(EP6FDT)	07/14 →	DS3 1.6 THP 150	5FN(EP6CDT), 5FR(EP6DT)	01/10 → 07/15
C4 II 1.6 16V	EP6FDTX	10/10 →	C4 PICASSO II 1.6 VTI 120	5FS(EP6C), 9HY(DV6TED4)	02/13 →	DS3 1.6 THP 155	5FR(EP6DT), 5GZ(EP6FDT)	04/10 → 07/15
C4 II 1.6 BlueHdi	DV6FC, BHY(DV6FD)	07/14 →	C4 PICASSO II 2.0 BlueHdi 135	DW10FD	09/13 →	DS3 1.6 THP 165	5GZ(EP6FDT), 5FS(EP6C)	10/14 → 07/15
C4 II 1.6 BlueHdi 100	BHY(DV6FD), BHX(DV6FC)	07/14 →	C4 PICASSO II 2.0 BlueHdi 135 Hybrid	AHS(DW10FD)	09/13 →	DS3 1.6 THP Racing	EP6DTS	02/11 → 07/15
C4 II 1.6 BlueHdi 115	BHX(DV6FC), BHZ(DV6FC)	08/14 →	C4 PICASSO II 2.0 BlueHdi 150	DW10FD	09/13 →	DS3 1.6 VTI 120	5FS(EP6C), EB2DTS	04/10 → 07/15
C4 II 1.6 BlueHdi 120	BHZ(DV6FC), DV6C	02/15 →	C5 I 1.6 HDi	9HY(DV6TED4), 6FY(EW7A)	09/04 →	DS3 1.6 VTI 130	EB2DTS, BHX(DV6FC)	07/14 → 07/15
C4 II 1.6 Flex	NFX(TU5JP4)	11/09 →	C5 I 1.8	EW7J4	09/04 → 08/05	DS4 1.2 THP 130	BHX(DV6FC), BHZ(DV6FC)	07/14 → 07/15
C4 II 1.6 HDi	DV6C, 9HR(DV6C)	11/09 →	C5 I 1.8 16V	6FY(EW7A), EW10A	03/01 →	DS4 1.6 BlueHdi 115	BHX(DV6FC), BHZ(DV6FC)	07/14 → 07/15
C4 II 1.6 HDi 110	9HR(DV6C), 9HD(DV6C)	11/09 →	C5 I 2.0	EW10A	11/04 → 01/08	DS4 1.6 BlueHdi 120	BHZ(DV6FC), 9HR(DV6C)	07/14 → 07/15
C4 II 1.6 HDi 115	9HD(DV6C), 9HJ(DV6DTEdM)	07/12 →	C5 I 2.0 16V	EW10A, EW10D	03/01 →	DS4 1.6 HDi 110	9HR(DV6C), 9HD(DV6C)	04/11 → 07/15
C4 II 1.6 HDi 90	9HJ(DV6DTEdM), 5FV(EP6CDT)	11/09 →	C5 I 2.0 16V HPI	EW10D, DW10	03/01 → 08/04	DS4 1.6 HDi 115	9HD(DV6C), 9HP(DV6DTEd)	08/12 → 07/15
C4 II 1.6 HDi 92	9HJ(DV6DTEdM)	07/10 →	C5 I 2.0 HDi	DW10, 9HL(DV6C)	03/01 → 08/04	DS4 1.6 HDi 120	9HP(DV6DTEd), 5FM(EP6DT)	05/11 → 07/15
C4 II 1.6 THP 155	5FV(EP6CDT), 5FS(EP6C)	11/09 →	C5 I 3.0 Carlsson	XFX(ES9J4S)	09/03 → 08/04	DS4 1.6 THP 150	EP6CDTMD	04/11 → 07/15
C4 II 1.6 VTI 120	5FS(EP6C), 5FS(EP6C)	11/09 →	C4 SPACETOUREUR 1.2 PureTech 110	EB2DTS	04/18 →	DS4 1.6 THP 155	5FV(EP6CDT)	04/11 → 07/15
C4 II 1.6 VTI 120 LPG	5FS(EP6C), DW10CFAPDTR	09/11 →	C4 SPACETOUREUR 1.2 PureTech 130	EB2DTS	04/18 →	DS4 1.6 THP 160	5FM(EP6DT)	04/12 → 07/15
C4 II 2.0 Flex	RFJ(EW10A)	11/09 →	C4 SPACETOUREUR 1.6 BlueHdi 100	DV6FD	04/18 →	DS4 1.6 THP 165	5FM(EP6DT), 5FU(EP6DXTX)	01/12 → 07/15
C4 II 2.0 HDi	DW10CFAPDTR, DW10CTED4	10/10 →	C4 SPACETOUREUR 2.0 BlueHdi 150	DW10FD	04/18 →	DS4 1.6 THP 200	5FU(EP6DXTX), 5FS(EP6C)	04/11 → 07/15
C4 II 2.0 HDi / BlueHdi 150	DW10CTED4, 5FX(EP6DT)	11/09 →	C5 II 1.6 HDi 110	9HL(DV6C), 9HL(DV6C)	02/08 →	DS4 1.6 THP 210	5GM(EP6FDTX)	07/15 → 07/15
C4 CACTUS 1.2 PureTech 130	EB2DTS	11/17 →	C5 II 1.6 HDi 115	9HL(DV6C), 5FN(EP6CDT)	01/12 →	DS4 1.6 VTI 120	5FS(EP6C), AHX(DW10FD)	04/11 → 07/15
C4 CACTUS 1.2 THP 110	EB2DT, EB2D	09/14 →	C5 II 1.6 THP 150	5FN(EP6CDT), 6FY(EW7A)	04/09 →	DS4 2.0 BlueHdi 150	AHX(DW10FD), AHS(DW10FD)	07/14 → 07/15
C4 CACTUS 1.2 VTI 75	EB2D, EB2	09/14 →	C5 II 1.6 THP 155	5FV(EP6CDT)	04/09 →	DS4 2.0 BlueHdi 150 Hybrid	AHR(DW10FD)	07/14 → 07/15
C4 CACTUS 1.2 VTI 82	EB2, BHY(DV6FD)	09/14 →	C5 II 1.6 VTI 120	5FS(EP6C)	07/10 →	DS4 2.0 BlueHdi 180	AHW(DW10FC)	07/14 → 07/15
C4 CACTUS 1.5 BlueHdi 100	DV5RD	06/18 →	C5 II 1.8 16V	6FY(EW7A), EW10A	02/08 →	DS4 2.0 HDi / BlueHdi 135	AHS(DW10FD), DW10CTED4	09/11 → 07/15
C4 CACTUS 1.6 BlueHdi 100	BHY(DV6FD), 5FT(EP6DT)	09/14 →	C5 II 2.0 16V	EW10A, EW10A	02/08 →	DS4 2.0 HDi 165	DW10CTED4, DV6C	04/11 → 07/15
C4 CACTUS 1.6 HDi 90	9HP(DV6DTEd)	09/14 →	C5 II 2.0 16V BioFlex	EW10A, DW10BTEd4	02/08 →	DS5 1.6 HDi 110	9HR(DV6C)	11/11 → 07/15
C4 GRAND PICASSO I 1.6 16V	5FT(EP6DT), 9HY(DV6TED4)	07/08 →	C5 II 2.0 HDi	DW10BTEd4, DW10BTEd4	02/08 →	DS5 1.6 HDi 115	DV6C, 5FM(EP6DT)	06/12 → 07/15
C4 GRAND PICASSO I 1.6 HDi	9HY(DV6TED4), 9HL(DV6C)	10/06 →	C5 II 2.0 HDi 140	DW10BTEd4, AHR(DW10FD)	04/09 →	DS5 1.6 THP 155	5FV(EP6CDT)	11/11 → 07/15
C4 GRAND PICASSO I 1.6 HDi 110	9HL(DV6C), 5FV(EP6CDT)	09/10 →	C5 II 2.0 HDi 150 / BlueHdi 150	AHR(DW10FD), DW10CTED4	04/09 →	DS5 1.6 THP 165	5FM(EP6DT), LFZ(XU7JP)	01/12 → 07/15
C4 GRAND PICASSO I 1.6 THP 155	5FV(EP6CDT), 5FW(EP6)	09/10 →	C5 II 2.0 HDi 165	DW10CTED4, 4HT(DW12BTEd4)	04/09 →	DS5 1.6 THP 165 Hybrid	5GZ(EP6FDT)	06/12 → 07/15
C4 GRAND PICASSO I 1.6 VTI 120	5FW(EP6), 6FY(EW7A)	07/08 →	C5 II 2.0 HDi 180	AHW(DW10FC)	03/15 →	DS5 1.6 THP 200	5FU(EP6DXTX)	11/11 → 07/15
C4 GRAND PICASSO I 1.8	6FY(EW7A), DW10BTEd4	10/06 →	C5 II 2.2 HDi	4HT(DW12BTEd4), 4HP(DW12BTEd4)	02/08 →	DS5 1.6 THP 210	5GM(EP6FDTX)	11/14 → 07/15
C4 GRAND PICASSO I 1.8 i 16V	6FY(EW7A), DW10BTEd4	10/06 →	C5 II 2.2 HDi 165	4HP(DW12BTEd4), DT17ED4	02/08 →	DS5 2.0 BlueHdi 135 Hybrid	AHS(DW10FD)	11/11 → 07/15
C4 GRAND PICASSO I 1.8 i 16V CNG	EW7ACNG	03/09 → 12/11	C5 II 2.2 HDi 200	4HL(DW12C)	07/10 →	DS5 2.0 BlueHdi 180	AHW(DW10FC)	08/13 → 07/15
C4 GRAND PICASSO I 1.8 i 16V Flex	EW7A	06/09 → 01/13	C5 II 3.0 V6	XT17ED4, EW10J4	02/08 →	DS5 2.0 HDi 135	RHD(DW10CB)	11/11 → 07/15
C4 GRAND PICASSO I 2.0 HDi 138	DW10BTEd4, RFJ(EW10A)	10/06 →	C8 2.0	EW10J4, EW10A	07/02 →	DS5 2.0 HDi 150 Hybrid	AHX(DW10FD)	11/11 → 07/15
C4 GRAND PICASSO I 2.0 HDi 150	RHE(DW10CTED4)	07/09 →				DS5 2.0 HDi 165	RHH(DW10CTED4)	11/11 → 07/15
C4 GRAND PICASSO I 2.0 HDi 165	RHH(DW10CTED4)	09/10 →				DS5 2.0 HDi 165 Hybrid4 4x4	RHC(DW10CTED4)	12/11 → 07/15
C4 GRAND PICASSO I 2.0 i 16V	RFJ(EW10A), EB2DTS	10/06 →				EVASION 1.8	LFZ(XU7JP), XUD9TE	02/96 → 12/96
C4 GRAND PICASSO II 1.2 THP 130	EB2DTS, BHY(DV6FD)	04/14 →				EVASION 1.9 TD	XUD9TE, RFU(XU10J2C)	11/94 → 12/98
C4 GRAND PICASSO II 1.6 BlueHdi 100	BHY(DV6FD), 9HC(DV6C)	01/15 →				EVASION 2.0	RFU(XU10J2C), EW10J4	06/94 → 07/02
C4 GRAND PICASSO II 1.6 BlueHdi 120	BHZ(DV6FC)	07/14 →				EVASION 2.0 16V	EW10J4, EB2ADTS	05/00 → 07/02
						EVASION 2.0 Turbo C.T.	XU10J2TE	06/94 → 07/02
						EVASION 2.1 TD	XUD11BTE	05/96 → 07/02
						GRAND C4 SPACETOUREUR 1.2 PureTech 130	EB2ADTS, 1580SPI	04/18 →
						GRAND C4 SPACETOUREUR 1.6 BlueHdi 100	DV6FD	04/18 →

CITROËN		
GRAND C4 SPACETOURER 2.0 BlueHdi 150	DW10FD	04/18 →
JUMPY I 1.6	1580SPI, DV6DUM	10/95 → 08/00
JUMPY I 1.6 Hdi	DV6DUM, 1580SPI	06/07 → 03/16
JUMPY I 1.6 i	1580SPI, DW8	10/95 → 08/00
JUMPY I 1.9	DW8, D9B(XUD9A/U)	10/95 → 08/98
JUMPY I 1.9 D	D9B(XUD9A/U), DW8	10/95 → 08/98
JUMPY I 1.9 D 70	DW8, EW10J4	04/98 → 10/06
JUMPY I 2.0	EW10J4, DW10ATED	04/00 → 12/06
JUMPY I 2.0 Hdi	DW10ATED4	06/07 → 03/16
JUMPY I 2.0 Hdi 110	DW10ATED, EW10J4	03/00 → 10/06
JUMPY I 2.0 i 16V	EW10J4, 9HU(DV6GUTED4)	03/00 → 10/06
JUMPY II 1.6 Hdi 90	DV6DU	01/07 →
JUMPY II 1.6 Hdi 90 16V	9HU(DV6GUTED4), 9HH(DV6DUM)	01/07 →
JUMPY II 1.6 Hdi 90 8V	9HH(DV6DUM), EW10A	01/07 →
JUMPY II 2.0 Hdi 125	AHZ(DW10CD)	07/11 →
JUMPY II 2.0 Hdi 125 4x4	AHZ(DW10CD)	07/11 →
JUMPY II 2.0 Hdi 95	AHY(DW10CE)	07/11 →
JUMPY II 2.0 i	EW10A, BHX(DV6FCU)	01/07 →
JUMPY III 1.6 BlueHdi 115	BHX(DV6FCU), BHV(DV6FDDU)	04/16 →
JUMPY III 1.6 BlueHdi 95	BHV(DV6FDDU), AHJ(DW10FE)	04/16 →
JUMPY III 1.6 Hdi 90	DV6DU	04/16 →
JUMPY III 2.0 BlueHdi 120	AHJ(DW10FE), AHR(DW10FD)	04/16 →
JUMPY III 2.0 BlueHdi 150	AHR(DW10FD), AHJ(DW10FE)	04/16 →
SPACETOURER 1.6 BlueHdi 115	DV6FCU	04/16 →
SPACETOURER 1.6 BlueHdi 95	DV6FDDU	04/16 →
SPACETOURER 2.0 BlueHdi 120	AHJ(DW10FE), D8B(XUD9TF)	04/16 →
SPACETOURER 2.0 BlueHdi 150	DW10FD	04/16 →
XANTIA I 2.0 Hdi 90	RHY(DW10TD)	03/99 → 04/03
XANTIA II 1.6 i SX	BFZ(XU5JP)	01/98 → 03/01
XANTIA II 1.8 i	LFY(XU7JB)	01/98 → 04/03
XANTIA II 1.8 i 16V	LFY(XU7JP4)	01/98 → 04/03
XANTIA II 1.9 SD	DHW(XUD9SD)	01/98 → 04/03
XANTIA II 1.9 Turbo D	D8B(XUD9TF), 8HX(DV4TD)	01/98 → 04/03
XANTIA II 2.0 i 16V	RFV(XU10J4R)	01/98 → 04/03
XSARA 1.4	TU3JP	05/98 → 03/05
XSARA 1.4 BiFuel	TU3JP	05/98 → 08/00
XSARA 1.4 Hdi	8HX(DV4TD), XU7JB	01/03 →
XSARA 1.4 i	TU3JP	04/97 → 08/05
XSARA 1.4 LPG	TU3JP	05/98 → 08/00
XSARA 1.5 D	TUD5	04/97 → 09/00
XSARA 1.6 16V	TU5JP4	09/00 → 08/05
XSARA 1.6 i	TU5JP	04/97 → 09/00
XSARA 1.8	XU7JB, 161A(XUD7)	07/97 → 08/00
XSARA 1.8 BiFuel	XU7JP4	07/97 → 08/00
XSARA 1.8 D	161A(XUD7), LFX(XU7JB)	04/97 → 09/00
XSARA 1.8 i	LFX(XU7JB), LFX(XU7JP4)	04/97 → 09/00
XSARA 1.8 i 16V	LFY(XU7JP4), DHV(XUD9BSD)	04/97 → 09/00
XSARA 1.8 LPG	XU7JP4	01/98 → 08/00
XSARA 1.9 D	DHV(XUD9BSD), DHY(XUD9TE/Y)	04/97 → 08/05
XSARA 1.9 DT	XUD9BSD	01/98 → 09/00
XSARA 1.9 SD	DHV(XUD9BSD)	01/98 → 09/00
XSARA 1.9 TD	DHY(XUD9TE/Y), EW10J4	04/97 → 09/00
XSARA 2.0	XU10J4RS	06/97 → 10/04
XSARA 2.0 16V	EW10J4, DW10ATED	09/00 → 08/05
XSARA 2.0 Hdi	DW10TD	09/00 → 03/05
XSARA 2.0 Hdi 109	DW10ATED, DW10TD	05/01 → 08/05
XSARA 2.0 Hdi 90	DW10TD, NFV(TU5JP)	02/99 → 08/05
XSARA 2.0 i 16V	RFS(XU10J4RS)	02/98 → 03/05
XSARA PICASSO 1.6	NFV(TU5JP), NGA(TU5JP4)	06/02 →
XSARA PICASSO 1.6 16V	NGA(TU5JP4), 9HX(DV6ATED4)	03/05 →
XSARA PICASSO 1.6 16V LPG	TU5JP4	09/05 →
XSARA PICASSO 1.6 Chrono	TU5JP	04/01 → 10/04
XSARA PICASSO 1.6 Hdi	9HX(DV6ATED4), 6FZ(EW7J4)	05/04 →
XSARA PICASSO 1.8 16V	6FZ(EW7J4), EW10J4	02/00 →
XSARA PICASSO 2.0 16V	EW10J4, DW10TD	01/03 →
XSARA PICASSO 2.0 Hdi	DW10TD, EB2DT	12/99 →

DS		
D55 1.6 BlueHdi 115	DV6C, BHZ(DV6FC)	06/15 →
D55 1.6 BlueHdi 120	BHZ(DV6FC), 5GM(EP6FDTX)	06/15 →
D55 1.6 THP 165	5GZ(EP6FDT)	07/15 →
D55 1.6 THP 210	5GM(EP6FDTX), AHR(DW10FD)	04/15 →
D55 2.0 BlueHdi 135	DW10FDD	06/15 →
D55 2.0 BlueHdi 150	AHR(DW10FD), DW8	04/15 →
D55 2.0 BlueHdi 180	AHW(DW10FC)	04/15 →
D55 2.0 Hdi 165 Hybrid4 4x4	RHC(DW10CTED4)	04/15 →
DS3 1.2 THP 110	EB2DT, EB2	04/15 →

DS		
DS3 1.2 Vti 82	EB2, BHY(DV6FD)	04/15 →
DS3 1.6 BlueHdi 100	BHY(DV6FD), BHZ(DV6FC)	04/15 →
DS3 1.6 BlueHdi 116	DV6FC	07/15 →
DS3 1.6 BlueHdi 120	BHZ(DV6FC), BHZ(DV6FE)	07/15 →
DS3 1.6 BlueHdi 75	BHW(DV6FE), EP6FDT	07/15 →
DS3 1.6 THP	EP6FDT, 5GZ(EP6FDT)	07/15 →
DS3 1.6 THP 165	5GZ(EP6FDT), EB2DTS	07/15 →
DS3 1.6 THP 208	5GR(EP6FDTX)	09/15 →
DS4 / DS4 CROSSBACK 1.2 THP 130	EB2DTS, BHZ(DV6FC)	07/15 →
DS4 / DS4 CROSSBACK 1.6 BlueHdi 100	DV6FD	04/16 →
DS4 / DS4 CROSSBACK 1.6 BlueHdi 115	DV6FC	07/15 →
DS4 / DS4 CROSSBACK 1.6 BlueHdi 120	BHZ(DV6FC), 5GM(EP6FDTX)	07/15 →
DS4 / DS4 CROSSBACK 1.6 THP 165	5GZ(EP6FDT)	07/15 →
DS4 / DS4 CROSSBACK 1.6 THP 210	5GM(EP6FDTX), AHR(DW10FD)	07/15 →
DS4 / DS4 CROSSBACK 2.0 BlueHdi 150	AHR(DW10FD), DV6C	07/15 →
DS4 / DS4 CROSSBACK 2.0 BlueHdi 180	AHW(DW10FC)	07/15 →

FIAT		
SCUDO I 1.6	220A2.000	02/96 → 12/06
SCUDO I 1.9 D	DW8, RFN	04/98 → 12/06
SCUDO I 2.0	RFN, RFN	09/99 → 12/06
SCUDO I 2.0 D	RFN, 9H07	06/00 → 12/06
SCUDO I 2.0 D Multijet	9H07, RFN	01/07 →
ULYSSE I 1.8	LFW	05/97 → 08/02
ULYSSE I 2.0	RFU(XU10J2C)	06/94 → 08/02
ULYSSE I 2.0 16V	RFN(EW10J4)	09/00 → 08/02
ULYSSE II 2.0	RFN, RFN	08/02 → 06/11

LANCIA		
PHEDRA 2.0	RFN, TU3A	09/02 → 11/10
ZETA 2.0 16V	RFN	07/00 → 09/02

PEUGEOT		
206 1.0 i 16V	D4D	06/01 → 12/05
206 1.4 Hdi	DV4TD	09/02 → 02/07
206 1.4 LPG	TU3JP	05/06 → 09/07
206 1.6	NFU(TU5JP4)	09/98 → 12/08
206 1.6 16V	N6A(TU5JP4), 9HY(DV6ATED4)	09/00 →
206 1.6 BiFuel	TU5JP4	07/02 → 02/07
206 1.6 Hdi 110	9HY(DV6ATED4), DW8	05/04 →
206 1.6 LPG	NFU(TU5JP4)	07/02 →
206 1.9	DW8, DW8	08/98 → 03/04
206 1.9 D	DW8, EW10J4	09/98 → 05/07
206 2.0 16V	EW10J4, EW10J4S	07/02 → 02/07
206 2.0 Hdi	RHY(DW10TD)	07/02 →
206 2.0 Hdi 90	RHY(DW10TD)	12/99 →
206 2.0 RC	EW10J4S, EW10J4	07/03 →
206 2.0 S16	EW10J4, KFT(TU3A)	04/99 →
207 1.4	KFT(TU3A), 8FR(EP3)	02/06 →
207 1.4 16V	8FR(EP3), 8HR(DV4C)	02/06 →
207 1.4 BiFuel	TU3A	08/07 → 12/13
207 1.4 Flex	KFW(TU3A)	11/08 →
207 1.4 Hdi	8HR(DV4C), 5FS(EP6C)	02/06 →
207 1.6	N6A(TU5JP4)	08/08 →
207 1.6 16V	5FS(EP6C), 5FR(EP6DT)	02/06 →
207 1.6 16V RC	5FY(EP6DTS)	02/07 →
207 1.6 16V Turbo	5FR(EP6DT), 5FS(EP6C)	02/06 →
207 1.6 16V Vti	5FS(EP6C), 9HP(DV6ATED)	02/07 →
207 1.6 Bioflex	N6A(TU5JP4)	01/08 →
207 1.6 Hdi	9HP(DV6ATED), 5FS(EP6C)	02/06 →
207 1.6 Hdi 110	9HR(DV6C)	08/09 →
207 CC 1.6 16V	5FS(EP6C), 5FR(EP6DT)	02/07 →
207 CC 1.6 16V Turbo	5FR(EP6DT), 9HR(DV6C)	02/07 →
207 CC 1.6 Hdi	9HR(DV6C), E80	02/07 →
208 1.0	E80, EB2	03/12 →
208 1.2	EB2, EB2F	03/12 →
208 1.2 GPL	EB2F, EB2DT	06/15 →
208 1.2 THP	EB2DT, 8HP(DV4C)	01/13 →
208 1.2 Vti	HMZ(EB2)	09/13 →
208 1.4 GPL	EP3C	10/13 →
208 1.4 Hdi	8HP(DV4C), 8FS(EP3)	03/12 →
208 1.4 Vti	8FS(EP3), 5FS(EP6C)	03/12 →
208 1.5 BlueHdi 100	DV5RD	05/18 →
208 1.6	5FS(EP6C), BHY(DV6FD)	02/12 →
208 1.6 BlueHdi 100	BHY(DV6FD), BHZ(DV6FC)	01/15 →
208 1.6 BlueHdi 120	BHZ(DV6FC), BHW(DV6FE)	11/13 →
208 1.6 BlueHdi 75	BHW(DV6FE), 5FU(EP6CDTX)	04/15 →
208 1.6 GTi	5FU(EP6CDTX), 9HP(DV6ATED)	08/12 →
208 1.6 Hdi	9HP(DV6ATED), 9HK(DV6ATEDM)	03/12 →

PEUGEOT		
208 1.6 Hdi / BlueHdi 75	9HK(DV6ATEDM), EB2DTS	01/13 →
208 1.6 Hdi 90	9HJ(DV6ATEDM)	03/12 →
208 1.6 THP 165	EP6FDT	03/15 →
208 1.6 THP 210	5GM(EP6FDTX)	04/15 →
301 1.2	HMZ(EB2F)	11/12 →
301 1.2 Vti 72	HMV(EB2M)	11/12 →
301 1.2 Vti 82	EB2F	12/14 →
301 1.5 [ExtraEU]	DV5RD	05/18 →
301 1.6 BlueHdi 100	DV6FD	04/14 →
301 1.6 Hdi 100	BHY(DV6FD)	11/12 →
301 1.6 Hdi 90	9HF(DV6ATED), NFP(EC5)	11/12 →
301 1.6 Vti 115	NFP(EC5), --	11/12 →
306 1.8	--, LFY(XU7JP4)	05/93 → 04/02
306 1.8 16V	LFY(XU7JP4), --	03/97 → 10/03
306 1.8 D	--, DHY(XUD9TE)	04/93 → 06/00
306 1.8 ST	LFZ(XU7JP)	06/94 → 05/01
306 1.9 D	DHY(XUD9TE), DJY(XUD9A)	01/93 → 05/99
306 1.9 DT	DHY(XUD9TE)	05/93 → 05/01
306 1.9 SLD	DJY(XUD9A), RFV(XU10J4R)	06/94 → 05/01
306 1.9 SRDT	DHY(XUD9TE)	06/94 → 05/01
306 1.9 STD	XUD9	02/94 → 05/99
306 1.9 TD	DHY(XUD9TE)	02/97 → 04/02
306 2.0	RFV(XU10J4R), RFV(XU10J4R)	03/97 → 04/02
306 2.0 16V	RFV(XU10J4R), 8HX(DV4TD)	03/97 → 04/02
306 2.0 Hdi 90	RHY(DW10TD)	06/99 → 12/02
306 2.0 S16	RFS(XU10J4RS)	07/96 → 05/01
307 1.4	TU3JP	04/02 → 09/03
307 1.4 16V	ET3J4	11/03 → 07/07
307 1.4 Hdi	8HX(DV4TD), EC5	10/01 →
307 1.4 Hdi 70	8HZ(DV4TD)	03/02 → 06/05
307 1.6	EC5, N6A(TU5JP4)	08/05 →
307 1.6 16V	N6A(TU5JP4), --	08/00 →
307 1.6 BioFlex	--, 9HV(DV6ATED4)	07/06 →
307 1.6 Hdi	9HV(DV6ATED4), 9HY(DV6ATED4)	04/05 →
307 1.6 Hdi 110	9HY(DV6ATED4), 9HV(DV6ATED4)	02/04 →
307 1.6 Hdi 90	9HV(DV6ATED4), EW10J4	12/06 → 04/08
307 2.0	EW10J4, EW10A	03/02 → 06/05
307 2.0 16V	EW10A, DW10ATED	08/00 →
307 2.0 Hdi	DW10ATED, DW10ATED	01/03 →
307 2.0 Hdi 110	DW10ATED, DW10TD	08/00 →
307 2.0 Hdi 135	DW10ATED4	02/04 →
307 2.0 Hdi 90	DW10TD, 8FS(EP3)	08/00 →
308 I 1.4 16V	8FS(EP3), 5FT(EP6DT)	09/07 →
308 I 1.6 16V	5FT(EP6DT), N6A(TU5JP4)	09/07 →
308 I 1.6 Bioflex	N6A(TU5JP4), 9HP(DV6ATED)	04/08 →
308 I 1.6 GTi	EP6CDTX	07/10 →
308 I 1.6 Hdi	9HP(DV6ATED), EP6CDTM	09/07 →
308 I 1.6 THP	EP6CDTM, EW10A	10/10 →
308 I 2.0 Bioflex	EW10A, EW10A	01/08 →
308 I 2.0 CVVT	EW10A, DW10ATED4	07/09 → 11/14
308 I 2.0 Hdi	DW10ATED4, EB2ADT	09/07 →
308 II 1.2 THP 110	EB2ADT, EB2DTS	11/13 →
308 II 1.2 THP 130	EB2DTS, EB2	11/13 →
308 II 1.2 Vti 72	EB2, 5GZ(EP6FDT)	09/13 →
308 II 1.5 BlueHdi 100	DV5RD	04/18 →
308 II 1.5 BlueHdi 130	DV5RC	06/17 →
308 II 1.6	5GZ(EP6FDT), BHY(DV6FD)	01/12 →
308 II 1.6 BlueHdi	DV6FD	04/14 →
308 II 1.6 BlueHdi 100	BHY(DV6FD), BHZ(DV6FC)	04/14 →
308 II 1.6 BlueHdi 120	BHZ(DV6FC), 9HC(DV6C)	11/13 →
308 II 1.6 GT 205	EP6FDTX	06/14 →
308 II 1.6 GTi	5GM(EP6FDTX)	06/15 →
308 II 1.6 Hdi	DV6ATED	09/13 →
308 II 1.6 Hdi / BlueHdi 115	9HC(DV6C), BHY(DV6FD)	09/13 →
308 II 1.6 Hdi 100	BHY(DV6FD), 9HP(DV6ATED)	04/14 →
308 II 1.6 Hdi 92	9HP(DV6ATED), 5FA(EP6CDT)	03/14 →
308 II 1.6 THP 125	5FA(EP6CDT), AHX(DW10FD)	09/13 →
308 II 1.6 THP 155	EP6CDT	03/14 →
308 II 1.6 THP 210	5GM(EP6FDTX)	04/15 →
308 II 1.6 Vti	EC5	03/14 →
308 II 1.6 Vti [ExtraEU]	EC5	05/15 →
308 II 1.6 Vti 115	NFP(EC5)	11/12 →
308 II 2.0 BlueHdi 150	AHX(DW10FD), BFZ(XU5JP)	11/13 →
308 II 2.0 GT Hdi 180 / BlueHdi 180	AHW(DW10FC)	06/14 →
406 1.6	BFZ(XU5JP), LFX(XU7JB)	11/95 → 05/04
406 1.8	LFX(XU7JB), 6FZ(EW7J	

PEUGEOT		
406 2.0 16V HPi	EW10D, DW10TD	05/01 → 10/04
406 2.0 HDi 90	DW10TD, 9HZ(DV6TED4)	02/99 → 10/04
407 1.6 HDi	DV6TED4	08/04 → 12/10
407 1.6 HDi 110	9HZ(DV6TED4), 6FZ(EW7J4)	05/04 →
407 1.8	6FZ(EW7J4), 6FY(EW7A)	05/04 →
407 1.8 16V	6FY(EW7A), EW10J4	09/05 →
407 2.0	EW10J4, EW10A	05/04 →
407 2.0 16V	EW10A, EW10A	09/05 →
407 2.0 Bioflex	EW10A, EB2DTS	09/07 →
407 2.0 Bioflex [ExtraEU]	EW10A	10/05 → 02/11
407 2.0 HDi	DW10BTED4	08/08 →
407 2.0 HDi 135	DW10BTED4	05/04 →
508 I 1.6	5GZ(EP6FDT), BHZ(DV6FC)	09/11 →
508 I 1.6 BlueHDi 120	BHZ(DV6FC), 9HD(DV6CTED)	03/14 →
508 I 1.6 HDi	9HD(DV6CTED), 5FN(EP6CDT)	11/10 →
508 I 1.6 THP	5FN(EP6CDT), 5FH(EP6C)	11/10 →
508 I 1.6 VTi	5FH(EP6C), DW10BTED4	11/10 →
508 I 2.0 BlueHDi 150	AHX(DW10FD)	04/14 →
508 I 2.0 BlueHDi 180	AHW(DW10FC)	04/14 →
508 I 2.0 HDi	DW10BTED4, RHC(DW10CTED4)	11/10 →
508 I 2.0 HDi Hybrid4 AWC	RHC(DW10CTED4), EW10J4	11/10 →
508 I 2.0 HDi RXH Hybrid4	RHC(DW10CTED4)	11/10 →
508 I 2.2 HDi	4HL(DW12C)	11/10 →
806 1.8	XU7JP	07/95 → 08/02
806 2.0 16V	RFN(EW10J4)	09/00 → 08/02
806 2.0 HDi 16V	DW10ATED4	08/99 → 08/02
807 2.0	EW10J4, EW10A	06/02 →
807 2.0 16V	EW10A, DW10CBDTR/FAP	09/05 →
807 2.0 HDi	DW10CBDTR/FAP, 4HT(DW12BTED4)	06/02 →
807 2.2	3FZ(EW12J4)	06/02 →
807 2.2 HDi	4HT(DW12BTED4), 220A2000	06/02 →
807 3.0 V6	XFJ(ES9J4S)	06/02 →
1007 1.4	TU3A, 9HZ(DV6TED4)	04/05 →
1007 1.4 16V	ET3J4	10/05 →
1007 1.4 HDi	DV4TD	04/05 →
1007 1.6 16V	TU5JP4	04/05 →
1007 1.6 HDi	9HZ(DV6TED4), EB2DT	06/07 →
2008 1.2 PureTech 82	EB2FA	03/18 →
2008 1.2 THP 110	EB2DT, EB2DTS	01/15 →
2008 1.2 THP 130	EB2DTS, EB2	01/15 →
2008 1.2 VTi	EB2, 8HR(DV4C)	03/13 →
2008 1.4 HDi	8HR(DV4C), BHZ(DV6FC)	06/13 →
2008 1.5 BlueHDi 100	DV5RD	05/18 →
2008 1.6 BlueHDi	BHZ(DV6FC), BHY(DV6FD)	07/14 →
2008 1.6 BlueHDi 100	BHY(DV6FD), BHZ(DV6FC)	01/15 →
2008 1.6 BlueHDi 120	BHZ(DV6FC), BHW(DV6FE)	07/14 →
2008 1.6 BlueHDi 75	BHW(DV6FE), 9HP(DV6DTEd)	01/15 →
2008 1.6 HDi	9HP(DV6DTEd), 5FS(EP6C)	03/13 →
2008 1.6 VTi	5FS(EP6C), N6A(TU5JP4)	03/13 →
3008 1.2	EB2DTS, BHZ(DV6FC)	01/15 →
3008 1.6 BlueHDi 100	DV6FD	11/16 →
3008 1.6 BlueHDi 120	BHZ(DV6FC), 9HR(DV6C)	05/14 →
3008 1.6 HDi	9HR(DV6C), 5FV(EP6CDT)	06/09 →
3008 1.6 HDi 115 / BlueHDi 115	BHX(DV6FC)	02/13 →
3008 1.6 THP	5FV(EP6CDT), 5FS(EP6C)	06/09 →
3008 1.6 Turbo	5GZ(EP6FDT)	05/14 →
3008 1.6 VTi	5FS(EP6C), DW10CBFAPDTR	06/09 →
3008 2.0 BlueHDi 136	DW10FD	11/16 →
3008 2.0 BlueHDi 150	DW10FD	05/16 →
3008 2.0 HDi	DW10CBFAPDTR, AHX(DW10FD)	06/09 →
3008 2.0 HDi 150 / BlueHDi 150	AHX(DW10FD), 9HF(DV6DTEd)	06/09 →
3008 2.0 HDi Hybrid4	RHC(DW10CTED4)	02/11 → 08/16
5008 1.2	EB2DTS, 5FS(EP6C)	01/15 →
5008 1.6 16V	5FS(EP6C), BHZ(DV6FC)	09/09 →
5008 1.6 BlueHDi 100	DV6FD	12/16 →
5008 1.6 BlueHDi 120	BHZ(DV6FC), 9HD(DV6CTED)	05/14 → 03/17
5008 1.6 HDi	9HD(DV6CTED), DW10CBFAPDTR	09/09 →
5008 1.6 THP 150	EP6DT	02/12 →
5008 1.6 THP 163	5GZ(EP6FDT)	02/12 →
5008 1.6 THP 165	5GZ(EP6FDT)	02/12 →
5008 2.0 BlueHDi 150	DW10FD	12/16 →
5008 2.0 HDi	DW10CBFAPDTR, AHV(DW10FD)	09/09 →
5008 2.0 HDi 136 / BlueHDi 136	AHV(DW10FD), AHR(DW10FD)	02/12 →
5008 2.0 HDi 150 / BlueHDi 150	AHR(DW10FD), 5GZ(EP6FDT)	06/09 →

PEUGEOT		
EXPERT I 1.6	220A2000, L6B(XU7JP)	02/96 → 09/00
EXPERT I 1.8	L6B(XU7JP), D9B(XUD9AU)	09/96 →
EXPERT I 1.9 D	D9B(XUD9AU), DW8	02/96 → 12/98
EXPERT I 1.9 D 70	DW8, EW10J4	12/98 → 12/06
EXPERT I 1.9 TD	XUD9TE	02/96 → 09/00
EXPERT I 2.0	EW10J4, 9HU(DV6GUTED4)	07/00 → 12/06
EXPERT I 2.0 HDi	DW10ATED4	07/00 → 12/06
EXPERT I 2.0 HDi 16V	DW10ATED4	07/00 → 12/06
EXPERT II 1.6 HDi 90 16V	9HU(DV6GUTED4), 9HH(DV6DUM)	01/07 →
EXPERT II 1.6 HDi 90 8V	9HH(DV6DUM), EW10A	01/07 →
EXPERT II 2.0 16V	EW10A, RHG(DW10UTED4/FAP)	01/07 →
EXPERT II 2.0 HDi 120	RHG(DW10UTED4/FAP), 9HU(DV6GUTED4)	01/07 →
EXPERT II 2.0 HDi 120 4x4	RHK(DW10UTED4)	01/10 →
EXPERT II 2.0 HDi 130	AHZ(DW10CD)	03/11 →
EXPERT II 2.0 HDi 130 4x4	AHZ(DW10CD)	01/12 →
EXPERT II 2.0 HDi 140	RHR(DW10BTED4)	01/07 →
EXPERT II 2.0 HDi 165	RHH(DW10CTED4)	09/09 →
EXPERT II TEPEE 1.6 HDi 90 16V	9HU(DV6GUTED4), 9HH(DV6DUM)	01/07 →
EXPERT II TEPEE 1.6 HDi 90 8V	9HH(DV6DUM), EW10A	01/07 →
EXPERT II TEPEE 2.0 16V	EW10A, TU1JP	01/07 →
EXPERT II TEPEE 2.0 HDi 100	AHY(DW10CE)	03/11 →
EXPERT II TEPEE 2.0 HDi 120	RHK(DW10UTED4)	01/07 →
EXPERT II TEPEE 2.0 HDi 120 4x4	RHK(DW10UTED4)	01/07 →
EXPERT II TEPEE 2.0 HDi 130	AHZ(DW10CD)	03/11 →
EXPERT II TEPEE 2.0 HDi 130 4x4	AHZ(DW10CD)	03/11 →
EXPERT II TEPEE 2.0 HDi 140	RHR(DW10BTED4)	01/07 →
EXPERT II TEPEE 2.0 HDi 165	RHH(DW10CTED4)	09/09 →
EXPERT III 1.6 BlueHDi 95	DV6FDU	04/16 →
PARTNER I 1.1	TU1JP, TU32	06/96 → 09/05
PARTNER I 1.1 BiFuel	TU1M+	06/96 → 08/00
PARTNER I 1.4	TU32, N6A(TU5JP4)	06/96 → 12/15
PARTNER I 1.4 BiFuel	TU3JP	04/03 → 10/06
PARTNER I 1.4 CNG	TU3JPCNG	11/02 → 10/06
PARTNER I 1.6	N6A(TU5JP4), NFU(TU5JP4)	09/00 →
PARTNER I 1.6 16V	NFU(TU5JP4), NFU(TU5JP4)	07/01 → 03/08
PARTNER I 1.6 Bioflex	TU5JP4	09/00 → 10/02
PARTNER I 1.6 BlueHDi	DV6FD	04/15 →
PARTNER I 1.6 Flexfuel	NFU(TU5JP4), DV6AU-TED4	09/00 → 10/02
PARTNER I 1.6 HDi	DV6AUTED4, 9HW(DV6BTED4)	08/05 →
PARTNER I 1.6 HDi 75	9HW(DV6BTED4), 9HX(DV6ATED4)	08/05 →
PARTNER I 1.6 HDi 90	9HX(DV6ATED4), LFX(XU7JB)	10/05 → 12/15
PARTNER I 1.8	LFX(XU7JB), 161A(XUD7)	03/97 → 12/03
PARTNER I 1.8 D	161A(XUD7), DJY(XUD9A)	06/96 →
PARTNER I 1.9 D	DJY(XUD9A), DW10TD	05/96 → 07/08
PARTNER I 1.9 D 4x4	WJY(DW8B)	04/04 → 11/07
PARTNER I 2.0 HDi	DW10TD, 5FK(EP6CB)	02/00 → 07/08
PARTNER I 2.0 HDi 4x4	RHY(DW10TD)	04/04 → 08/05
PARTNER II 1.4	TU3JP	08/08 →
PARTNER II 1.6	5FK(EP6CB), BHY(DV6FD)	04/08 →
PARTNER II 1.6 BlueHDi 100	BHY(DV6FD), BHZ(DV6FC)	04/15 →
PARTNER II 1.6 BlueHDi 120	BHZ(DV6FC), 9HF(DV6DTEd)	04/15 →
PARTNER II 1.6 HDi	9HF(DV6DTEd), 9HN(DV6ETED)	04/08 →
PARTNER II 1.6 HDi / BlueHDi 75	9HN(DV6ETED), 9HS(DV6TED4BU)	07/11 →
PARTNER II 1.6 HDi 16V	9HS(DV6TED4BU), 9HS(DV6TED4BU)	04/08 →
PARTNER II 1.6 HDi 16V 4x4	9HS(DV6TED4BU), 9HP(DV6DTEd)	04/12 →
PARTNER II 1.6 HDi 90	9HP(DV6DTEd), EB2DT	04/10 →
PARTNER II 1.9 HDi	DW8B	08/08 →
PARTNER II TEPEE 1.2 THP	EB2DT, BHY(DV6FD)	02/16 →
PARTNER II TEPEE 1.6 BlueHDi 100	BHY(DV6FD), BHZ(DV6FC)	12/14 →
PARTNER II TEPEE 1.6 BlueHDi 120	BHZ(DV6FC), 9HF(DV6DTEd)	12/14 →
PARTNER II TEPEE 1.6 HDi	9HF(DV6DTEd), BHW(DV6FE)	04/08 →
PARTNER II TEPEE 1.6 HDi / BlueHDi 75	BHW(DV6FE), 9HV(DV6TED4)	01/15 →
PARTNER II TEPEE 1.6 HDi 16V	9HV(DV6TED4), 9HJ(DV6DTEdM)	04/08 →
PARTNER II TEPEE 1.6 HDi 90	9HJ(DV6DTEdM), 5FK(EP6CB)	04/10 →
PARTNER II TEPEE 1.6 VTi	5FK(EP6CB), N6A(TU5JP4)	04/08 →
RANCH 1.4 CNG	TU3JPCNG	01/97 → 12/12
RANCH 1.6 16V	N6A(TU5JP4), 161A(XUD7)	07/01 →
RANCH 1.6 HDi 75	DV6B	02/06 →
RANCH 1.6 HDi 90	9HX(DV6ATED4)	02/06 →

PEUGEOT		
RANCH 1.8	LFX(XU7JB)	05/97 →
RANCH 1.8 D	161A(XUD7), D9B(XUD9A)	06/96 →
RANCH 1.9 D	D9B(XUD9A), EP6CDT	06/96 →
RANCH 1.9 D 4x4	WJY(DW8B)	04/04 →
RANCH 2.0 HDi	RHY(DW10TD)	02/00 →
RANCH 2.0 HDi 4x4	RHY(DW10TD)	04/04 →
RCZ 1.6 16V	EP6CDT, 5FG(EP6CDTR)	03/10 →
RCZ 1.6 THP	EP6CDTM	01/11 →
RCZ 1.6 THP 150	5FE(EP6CDTM)	03/11 →
RCZ 1.6 THP 270	5FG(EP6CDTR), DW10CTED4	06/13 →
RCZ 2.0 HDi	DW10CTED4, K10B	03/10 →
RIFTER 1.2 PureTech 110	EB2ADT	09/18 →
RIFTER 1.5 BlueHDi 100	DV5RD	09/18 →
RIFTER 1.5 BlueHDi 75	DV5RE	09/18 →
TRAVELLER 1.6 BlueHDi 95	DV6FDU	04/16 →

SUZUKI		
LIANA 1.4 DDiS	8HY	04/04 →

TOYOTA		
PROACE 1.6 D	3WZ-TV	06/13 →
PROACE 1.6 D4d	3WZ-TV	02/16 →
PROACE VERSO 1.6 D	3WZ-TV	02/16 →

7.6219

1

REVERSING LIGHT SWITCHES

Adatt./Suitable:

FIAT

71742586

GENERAL MOTORS

9 204 032

NISSAN

25310-4A00B

25310-4A00C

OPEL

47 00 385

9204032

SUBARU

37610-76G10

SUZUKI

37610-68K00

37610-68K00-000

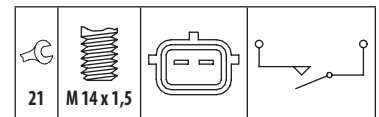
37610-76G10

37610-76G10-000

VAUXHALL

9204032

MARKET DIFFUSION: MEDIUM



FIAT		
SEDICI 1.6 16V	M16A	06/06 → 10/14
SEDICI 1.6 16V 4x4	M16A	06/06 → 10/14
SEDICI 1.9 D Multijet	D19AA	06/06 → 10/11
SEDICI 1.9 D Multijet 4x4	D19AA	06/06 → 10/11
SEDICI 2.0 D Multijet	D20AA	06/06 → 10/14
SEDICI 2.0 D Multijet 4x4	D20AA	06/06 → 10/14
SEDICI MY12 1.6 16V	--	01/12 →
SEDICI MY12 2.0 D	--	01/12 →

NISSAN		
PIXO 1.0	K10B	06/09 →
PIXO 1.0 LPG	K10B	04/09 →

OPEL		
AGILA A 1.0	Z10XEP	08/03 → 12/07
AGILA A 1.0 12V	Z10XE	09/00 → 12/07
AGILA A 1.2 16V	Z12XE	09/00 → 12/07
AGILA A 1.2 16V Twinport	Z12XEP	07/04 → 12/07
AGILA A 1.3 CDTI	Z13DT	08/03 → 12/07
AGILA B 1.0	K10B, K12B	04/08 → 07/14
AGILA B 1.0 LPG	K10B	01/10 → 12/12
AGILA B 1.2	K12B, D13A	04/08 → 10/14
AGILA B 1.2 LPG	K12B	04/08 → 10/10
AGILA B 1.3 CDTI	D13A, G13BB	04/08 → 04/10

SUBARU		
JUSTY II 1.3 4x4	G13BB	04/01 → 11/03
JUSTY II 1.3 GX 4x4	G13BA	10/95 → 11/03
JUSTY III 1.3	G13BB, K10B5	10/00 → 08/07

SUBARU			
JUSTY III 1.3 AWD	M13A	09/03	→
JUSTY III 1.5 AWD	M15A	09/03	→
SUZUKI			
ALTO 1.0 LPG	K10B	04/09	→
ALTO VII 1.0	K10B	01/09	→
CELERIO 1.0	K10BS, M16A	03/14	→
GRAND VITARA II 1.6	M16A, M16A	10/05	→
GRAND VITARA II 1.6 4x4	M16A, K9K	09/05	→ 02/15
GRAND VITARA II 1.6 Trazione integrale	M16A	04/05	→
GRAND VITARA II 1.6 VVT [ExtraEU]	M16A	09/05	→ 02/15
GRAND VITARA II 2.0	J20A	10/05	→ 02/15
GRAND VITARA II 2.0 Trazione integrale	J20A	10/05	→ 02/15
GRAND VITARA II 2.4 Trazione integrale	J24B	01/09	→
IGNIS I 1.3	M13A	10/00	→ 09/03
IGNIS I 1.3 4WD	M13A	10/00	→ 09/03
IGNIS II 1.3	M13A	09/03	→
IGNIS II 1.3 4x4	M13A	09/03	→
IGNIS II 1.5	M15A	09/03	→
IGNIS II 1.5 4x4	M15A	09/03	→
IGNIS II 1.5 Sport	M15A	12/03	→
IGNIS III 1.2	K12C	10/16	→
IGNIS III 1.2 AllGrip	K12C	10/16	→
IGNIS III 1.2 Hybrid	K12C	10/16	→
IGNIS III 1.2 Hybrid AllGrip	K12C	10/16	→
JIMNY III 1.3 4WD	M13A	03/13	→
JIMNY III 1.5 DDiS 4WD	K9K, K9K	12/03	→
JIMNY III 1.5 DDiS 4x4	K9K, J24B	08/05	→
KIZASHI 2.4	J24B, M16A	10/10	→
KIZASHI 2.4 4WD	J24B	10/10	→
LIANA 1.3	M13A	07/01	→
LIANA 1.6	M16A, M16A	07/01	→
LIANA 1.6 4WD	M16A, K10B	07/01	→
LIANA 1.6 i	M16A	04/02	→
LIANA 1.8 i	M18A	10/01	→
SPLASH 1.0	K10B, K12B	01/08	→
SPLASH 1.2	K12B	01/08	→
SPLASH 1.2 LPG	K12B	04/08	→ 12/14
SPLASH 1.2 VVT	K12B, D13A	09/10	→
SPLASH 1.3 CDTI	D13A, K12B	01/08	→
SWIFT IV 1.2 VVT/VVT Dualjet	K12B, M13A	10/10	→
SWIFT IV 1.3	M13A, M13A	02/05	→
SWIFT IV 1.3 4x4	M13A, K12B	02/05	→
SWIFT IV 1.3 LPG	M13A	09/08	→ 12/10
SWIFT IV 1.5	M15A	02/05	→
SWIFT IV 1.5 4x4	M15A	02/05	→
SWIFT IV 1.6	M16A	05/06	→
SWIFT IV 1.6 4x4	M16A	02/05	→
SWIFT VI 1.0	K10C	04/17	→
SWIFT VI 1.0 SHVS	K10C	04/17	→
SWIFT VI 1.2	K12C	04/17	→
SWIFT VI 1.2 AllGrip	K12C	04/17	→
SWIFT VI 1.2 SHVS	K12C, K12C	04/17	→
SWIFT VI 1.2 SHVS AllGrip	K12C, M16A	04/17	→
SWIFT V 1.2	K12B, K12C	10/10	→
SWIFT V 1.2 4WD	K12B	08/12	→
SWIFT V 1.2 4x4	K12B	10/10	→
SWIFT V 1.3 DDiS	D13A	10/10	→
SWIFT V 1.4	K14B	02/11	→
SWIFT V 1.6	M16A	01/12	→
SX4 I 1.5	M15A	06/06	→ 07/10
SX4 I 1.5 VVT	M15A	07/10	→
SX4 I 1.5 VVTi	M15A	07/07	→ 12/15
SX4 I 1.6	M16A	06/06	→
SX4 I 1.6 AWD	M16A, M16A	10/07	→
SX4 I 1.6 DDiS	9HX	04/07	→
SX4 I 1.6 VVT	M16A, M16A	06/06	→
SX4 I 1.6 VVT 4x4	M16A, M16A	06/06	→
SX4 I 1.6 VVT LPG	M16A	06/06	→ 12/12
SX4 I 1.9 DDiS	D19AA	06/06	→
SX4 I 1.9 DDiS 4x4	D19AA	06/06	→
SX4 I 2.0	J20A	06/06	→
SX4 I 2.0 4x4	J20A	06/06	→
SX4 I 2.0 DDiS	D20AA	07/09	→
SX4 I 2.0 DDiS 4x4	D20AA	07/09	→
SX4 II 1.0	K10C	08/16	→
SX4 II 1.0 AllGrip	K10C	08/16	→
SX4 II 1.4 T	K14C	08/16	→
SX4 II 1.4 T AllGrip	K14C	08/16	→
SX4 II 1.6	M16A, M16A	08/13	→
SX4 II 1.6 AllGrip	M16A, M16A	08/13	→
SX4 II 1.6 DDiS	D16AA	08/13	→
SX4 II 1.6 DDiS AllGrip	D16AA	08/13	→
SX4 II 1.6 VVT	M16A	09/13	→ 12/15

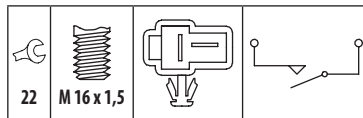
SUZUKI			
SX4 II 2.0 DDiS	D20AA	09/13	→ 12/15
VITARA IV 1.4 T	K14C	09/15	→
VITARA IV 1.4 T AllGrip	K14C	09/15	→
VITARA IV 1.6	M16A, M16A	02/15	→
VITARA IV 1.6 AllGrip	M16A, G10A	02/15	→
VITARA IV 1.6 DDiS	D16AA	02/15	→
VITARA IV 1.6 DDiS AllGrip	D16AA	02/15	→
WAGON R+ II 1.0	K10A	08/00	→ 07/03
WAGON R+ II 1.0 XT Plus	--	08/00	→ 07/01
WAGON R+ II 1.3	G13BB, G13BB	05/00	→
WAGON R+ II 1.3 4WD	G13BB, D13A	10/01	→
WAGON R III 1.0	G10A, G13BB	07/03	→ 08/05
WAGON R III 1.2	Z12XEP	06/04	→ 08/05
WAGON R III 1.3	M13A	09/03	→ 12/10
WAGON R II 1.3 [ExtraEU]	G13BB	04/99	→ 08/03
VAUXHALL			
AGILA A 1.3 CDTI	Z13DT	08/03	→ 03/08
AGILA B 1.0 12V	K10B	01/08	→ 11/14
AGILA B 1.0 i	K10B	08/11	→ 11/14
AGILA B 1.2 i 16V	K12B	01/08	→ 11/14
AGILA B 1.3 CDTI	D13A, EJ-DE	01/08	→ 11/14

7.6220

REVERSING LIGHT SWITCHES

Adatt./Suitable:

DAIHATSU
84210-9720
84210-97201-000



DAIHATSU

APPLAUSE II 1.6 16V	HD-E	07/97	→ 05/00
CHARADE IV 1.3 16V	HCE	05/96	→ 11/99
CHARADE IV 1.3 i 16V	HC	01/93	→ 09/00
CUORE V 1.0 DVVT	EJ-VE	10/00	→ 02/03
CUORE V 1.0 i	EJ-DE	10/98	→ 05/03
GRAN MOVE 1.5 16V	HEEG	10/96	→ 07/98
GRAN MOVE 1.5 GLX	HEEG	10/96	→ 08/98
GRAN MOVE 1.5 GX	HEEG	10/96	→ 08/98
GRAN MOVE 1.6 [ExtraEU]	HDEP	09/97	→ 07/02
GRAN MOVE 1.6 16V	HDEP	05/98	→
GRAN MOVE 1.6 GX	HDEP	06/98	→ 07/02
MOVE 1.0 [ExtraEU]	EJ-VE	10/98	→ 12/00
MOVE 1.0 i	EJ-DE	10/98	→ 09/02
SIRION 1.0	EJ-DE	04/98	→ 10/00
SIRION 1.0 i	EJ-VE	09/00	→ 01/05
SIRION 1.0 i 4WD	EJ-DE, K3-VE	09/00	→ 01/05
SIRION 1.3 Rally	K3-VE	06/02	→ 03/05
SIRION 1.3 Rally 4WD	K3-VE	06/02	→ 03/05
SIRION 1.3 Sport	K3-VE, ED20	08/00	→ 01/05
SIRION 1.3 Sport 4WD	K3-VE2	08/00	→ 03/05
YRV 1.0	EJ-VE	02/01	→
YRV 1.3	K3-VE	02/01	→
YRV 1.3 4WD	K3-VE	02/01	→

7.6221

3

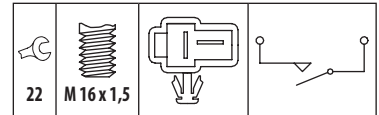
REVERSING LIGHT SWITCHES

Adatt./Suitable:

DAIHATSU
84210-8720
84210-87209-000

Eliminated on 26-03-2018. Please verify the availability through our local distributors

- Eliminato il 26-03-2018. Verificare la disponibilità presso i nostri distributori
- Éliminé le 26-03-2018. Vérifier la disponibilité auprès de nos distributeurs sur place
- Am 26-03-2018 gestrichen. Evtl. Verfügbarkeit bitte bei unseren Händlern prüfen
- Eliminado en fecha 26-03-2018. Verificar la disponibilidad a través de nuestros distribuidores locales



DAIHATSU

CUORE III 0.8	ED10K	10/90	→ 12/94
CUORE IV 0.8	ED20, --	01/95	→ 10/98
DOMINO 0.8	ED20	10/94	→ 10/98
DOMINO 0.8i	ED20	08/90	→ 10/98
MIRA 0.8i	ED20	03/93	→ 02/97
MOVE 0.8	ED20	01/97	→ 11/99

7.6225



04,5

REVERSING LIGHT SWITCHES

Adatt./Suitable:

FORD

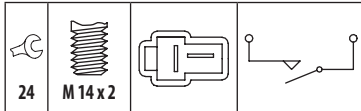

1 570 724
3 590 146
3 780 409
3 999 356
4 132 124
XM34-15520-AC
XM34-7G072-DA

FORD USA

1 570 724
3 999 356
XM34-15520-AC
XM34-7G072-DA

MAZDA

G 402 17 640 B
G 402 17 640 C
G 5C0-17-640 A
R 509-17-640



FORD		
ENDEAVOUR 2.5 TD	--	02/06 ⇨
ENDEAVOUR 2.6	--	10/06 ⇨
ENDEAVOUR 2.6 EFI	--	08/03 ⇨
EVEREST 2.5 TD	--	02/06 ⇨
EVEREST 2.6	--	10/06 ⇨
EVEREST 2.6 EFI	--	08/03 ⇨
RANGER IV 2.2	--, WL	03/02 ⇨ 09/05
RANGER IV 2.2 EFI	--	03/99 ⇨
RANGER IV 2.5 D	WL, WL	10/99 ⇨ 04/02
RANGER IV 2.5 D 4x4	WL, WLT	10/99 ⇨ 04/02
RANGER IV 2.5 DT	--	10/06 ⇨
RANGER IV 2.5 TD	WLT, WLT	04/02 ⇨ 06/06
RANGER IV 2.5 TD 4x4	WLT, --	04/02 ⇨ 06/06
RANGER IV 2.5 TDdi	--, --	04/02 ⇨ 09/05
RANGER IV 2.5 TDdi 4x4	--, FE(12V)	04/02 ⇨ 09/05
RANGER IV 2.6 EFI	--	10/06 ⇨
RANGER IV 2.9 D	D29UYT	06/99 ⇨ 02/02
RANGER IV 2.9 D	--	01/02 ⇨
RANGER V 2.5 TDci 4x4	WLAA	05/06 ⇨ 07/12
RANGERV 2.5 TDdi	WLAA	05/06 ⇨ 07/12

FORD USA		
RANGER 2.2	JK22	06/07 ⇨ 01/09

MAZDA		
626 IV 2.0	FE(12V)	09/87 ⇨ 10/90
626 IV 2.0 12V	FE(12V), F5A2	09/87 ⇨ 05/92
B2500 2.5 12v iD	R587	02/99 ⇨
B2500 2.5 12v iD 4x4	R587	02/99 ⇨
B2500 2.5 12v TD 4x4	R581	02/99 ⇨
B2600 2.6i 12v 4x4	R585	02/99 ⇨
B-SERIE 2.2	F2R4	11/99 ⇨ 08/02
B-SERIE 2.2 4WD	F5A2, R587	02/99 ⇨ 11/06
B-SERIE 2.2 8V 4WD	F2R4	06/99 ⇨ 11/06
B-SERIE 2.5 D	R587, WL81	12/02 ⇨ 11/06
B-SERIE 2.5 D 4WD	WL81, WL84	12/02 ⇨ 11/06
B-SERIE 2.5 TD 4WD	WL84, G6T1	06/99 ⇨ 07/06
B-SERIE 2.6 12V 4WD	G6T1, --	06/99 ⇨ 11/06
BT-50 2.2	--, G6	09/06 ⇨
BT-50 2.6	G6, K5	09/06 ⇨

7.6229



3,5

REVERSING LIGHT SWITCHES

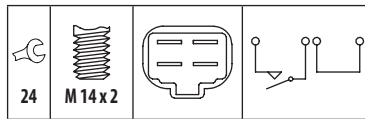
Adatt./Suitable:

KIA

OK9A2-17-640
OK9A2-17-640A

* Supplied until depletion

- Fornibile fino ad esaurimento delle scorte
- Fourni jusqu'à épuisement du stock
- Lieferbar solange vorrat reicht
- Suministrado hasta el stock termina



KIA

CARNIVAL 1.2.5 V6	K5, HJ3	08/99 ⇨ 06/06
CARNIVAL 1.2.9 TD	HJ3, T8	01/99 ⇨ 09/07
CLARUS 1.8 i 16V	T8, FE	07/96 ⇨
CLARUS 2.0 i 16V	FE, GZ	07/96 ⇨
CREDOS 2.0 [AUS]	--	06/95 ⇨ 10/00
SEDONA 2.5	--	06/98 ⇨
SEDONA 2.5 V6	--	07/01 ⇨
SEDONA 2.9 CRDi	--	07/01 ⇨
SEDONA 2.9 TD	--	06/98 ⇨ 07/01

7.6231



1

REVERSING LIGHT SWITCHES

Adatt./Suitable:

FORD

4 496 964
4 813 418
5L84-15520-AA
5L8Z-15520-AA
8L84-15520-AA

HYUNDAI

93860-39900

MAZDA

AC05-17-640
AC05-17-640A

MITSUBISHI

MN132387

MOTORCRAFT

SW-6126

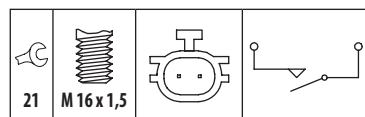
NISSAN

32005-6J000
32005-6J001
32005-6J00A
32005-95F0A

RENAULT

32 00 56J 000
32 00 56J 00A
32005-6J001

MARKET DIFFUSION: HIGH



FORD

MAVERICK 2.0 16V	YF	02/01 ⇨
------------------	----	---------

FORD		
MAVERICK 2.3	--	05/06 ⇨
MAVERICK 2.3 16V	GZ, G6BA	03/04 ⇨
MAVERICK 3.0 V6 24V	--	09/07 ⇨ 12/10
HYUNDAI		
COUPE II 2.7 V6	G6BA, RF5C	01/01 ⇨ 08/09
MAZDA		
6 I 2.0 GTD 4x4	RF5C	10/02 ⇨ 02/05
6 I 2.0 DI	RF5C, RF1F	08/02 ⇨ 08/07
MPV II 2.0 DI	RF1F, VQ35DE	07/02 ⇨ 02/06
TRIBUTE 2.3 GX	L3-VE	12/03 ⇨ 10/04
MITSUBISHI		
LANCER VIII EVO IX	4G63DOHC	01/05 ⇨ 09/07
LANCER VIII EVO IX - FQ-300	4G63DOHC	06/05 ⇨ 12/06
LANCER VIII EVO VIII - 260	4G63DOHC	03/04 ⇨ 07/05
NISSAN		
350 Z 3.5	VQ35DE, VQ37HR	09/02 ⇨ 12/09
370 Z 3.7	VQ37HR, QG15DE	06/09 ⇨
370 Z NISMO 3.7	VQ37VHR	06/13 ⇨
ALMERA I 1.8	QG18DE	07/95 ⇨ 05/00
ALMERA II 1.5	QG15DE, QG18DE	03/00 ⇨
ALMERA II 1.5 dCi	K9K722	01/03 ⇨ 09/06
ALMERA II 1.5 XL	QG15DE	03/01 ⇨
ALMERA II 1.8	QG18DE, YD22DDT	01/00 ⇨
ALMERA II 2.2 dCi	YD22DDT, QG16	09/03 ⇨ 09/06
ALMERA II 2.2 Di	YD22DDT	03/00 ⇨ 04/03
ALMERA III 1.5	QG15DE	01/06 ⇨
ALMERA III 1.6	QG16	01/06 ⇨
ALMERA III 1.6 16V	QG16, QG18DE	03/06 ⇨
ALMERA TINO 1.8	QG18DE, YD22DDT	08/00 ⇨ 02/06
ALMERA TINO 2.2 dCi	YD22DDT, CG10DE	08/00 ⇨
JUKE 1.6 DIG-T	MR16DDT	06/10 ⇨
JUKE 1.6 DIG-T 4x4	MR16DDT	06/10 ⇨
JUKE 1.6 DIG-T NISMO 4x4	MR16DDT	02/13 ⇨ 07/14
JUKE 1.6 DIG-T NISMO RS	MR16DDT	08/14 ⇨
JUKE 1.6 DIG-T NISMO RS 4x4	MR16DDT	08/14 ⇨
MICRA II 1.0 i 16V	CG10DE, QG16DE	09/00 ⇨ 02/03
MICRA II 1.4 i 16V	CGA3DE	09/00 ⇨ 02/03
PRIMERA II 1.6 16V	QG16DE, QG16DE	06/96 ⇨ 07/02
PRIMERA II 1.6 LPG	QG16DE, QG18DE	09/00 ⇨ 07/02
PRIMERA II 1.8 16V	QG18DE	08/99 ⇨ 07/02
PRIMERA II 1.8 LPG	QG18DE, SR20DE	08/99 ⇨ 07/02
PRIMERA II 2.0	SR20DE, SR20De	06/96 ⇨ 01/02
PRIMERA II 2.0 16V	SR20DE, SR20DE	06/96 ⇨ 07/02
PRIMERA II 2.0 LPG	SR20DE, QG16DE	06/96 ⇨ 07/02
PRIMERA III 1.6	QG16DE, F9Q	01/02 ⇨ 08/08
PRIMERA III 1.6 Visia	QG16DE	01/02 ⇨ 04/06
PRIMERA III 1.8	QG18DE	03/02 ⇨ 10/08
PRIMERA III 1.9 dCi	F9Q, K9K	08/02 ⇨
PRIMERA III 2.0	QR20DE	03/02 ⇨
PRIMERA III 2.2 dCi	YD22DDT	04/03 ⇨
PRIMERA III 2.2 Di	YD22DDT	03/02 ⇨ 05/07
QASHQAI I 1.5 dCi	K9K, HR16DE	02/07 ⇨ 12/13
QASHQAI I 1.6	HR16DE, M1D	02/07 ⇨ 12/13
QASHQAI I 1.6 dCi	R9M	10/11 ⇨ 12/13
QASHQAI I 1.6 dCi Trazione integrale	R9M	10/11 ⇨ 12/13
QASHQAI I 2.0	MR20DE	02/07 ⇨ 12/13
QASHQAI I 2.0 dCi	M1D, M1D	02/07 ⇨ 12/13
QASHQAI I 2.0 dCi Trazione integrale	M1D, QR20DE	02/07 ⇨ 12/13
QASHQAI I 2.0 Trazione integrale	MR20DE	02/07 ⇨ 12/13
QASHQAI II 1.6 dCi	R9M	11/13 ⇨
QASHQAI II 1.6 dCi ALL MODE 4x4-i	R9M	11/13 ⇨
X-TRAIL I 2.0	QR20DE, QR20DE	07/01 ⇨ 01/13
X-TRAIL I 2.0 4x4	QR20DE, YD22DDTi	07/01 ⇨ 01/13
X-TRAIL I 2.2 DCi	YD22DDTi, YD22DDTi	12/03 ⇨ 01/13
X-TRAIL I 2.2 dCi 4x4	YD22DDTi, YD22DDTi	12/03 ⇨ 01/13
X-TRAIL I 2.2 DCi FWD	YD22DDTi	06/01 ⇨ 09/03
X-TRAIL I 2.2 Di 4x4	YD22DDTi, QR25DE	07/01 ⇨ 10/05
X-TRAIL I 2.5 4x4	QR25DE, MR20DE	09/01 ⇨ 01/13
X-TRAIL I 2.5 FWD	QR25DE	06/01 ⇨ 12/07
X-TRAIL II 2.0	MR20DE, M9R	06/07 ⇨ 02/14
X-TRAIL II 2.0 dCi	M9R760	06/07 ⇨ 11/13
X-TRAIL II 2.0 dCi [ExtraEU]	M9R760	10/09 ⇨ 02/14
X-TRAIL II 2.0 dCi 4x4	M9R, QR25DE	06/07 ⇨ 11/13
X-TRAIL II 2.2 dCi FWD	M9R	06/07 ⇨ 11/13
X-TRAIL II 2.0 FWD	MR20DE	03/07 ⇨ 11/13
X-TRAIL II 2.2 dCi [ExtraEU]	YD22DDTi	06/01 ⇨ 02/07
X-TRAIL II 2.5	QR25DE, F9Q803	09/07 ⇨ 07/14
X-TRAIL II 2.5 4x4	QR25DE	06/07 ⇨ 11/13
X-TRAIL III 1.6 dCi	R9M	04/14 ⇨
X-TRAIL III 1.6 dCi ALL MODE 4x4-i	R9M	04/14 ⇨
X-TRAIL III 2.0 dCi ALL MODE 4x4-i	M9R	10/16 ⇨
RENAULT		
GRAND SCÉNIC II 1.6	K4M782	04/04 ⇨

RENAULT			
GRAND SCÉNIC II 1.9 dCi	F9Q803, F4R770	04/04 →	
GRAND SCÉNIC II 2.0	F4R770, R9M410	04/04 →	
KADJAR 1.6 dCi 130	R9M410, R9M414	06/15 →	
KADJAR 1.6 dCi 130 4x4	R9M414, M9R830	06/15 →	
KOLEOS 1.6 dCi 130	R9M409	08/16 →	
KOLEOS 2.0 dCi	M9R830, M9R830	09/08 →	
KOLEOS 2.0 dCi 175 4WD	M9R868	08/16 →	
KOLEOS 2.0 dCi 4x4	M9R830, 2TR700	09/08 →	
KOLEOS 2.5	2TR700, 2TR700	09/08 →	
KOLEOS 2.5 4x4	2TR700, F9Q800	09/08 →	
MEGANE I 2.0 16V	F4R770	01/02 → 08/03	
MEGANE II 1.9 dCi	F9Q800, F4R770	11/02 →	
MEGANE II 2.0	F4R770, F4R770	08/03 →	
MEGANE II 2.0 16V	F4R770, F4R774	11/02 → 02/08	
MEGANE II 2.0 16V Turbo	F4R776	05/04 → 03/09	
MEGANE II 2.0 Renault Sport	F4R774, F9Q816	05/04 → 10/09	
SCÉNIC II 1.4	K4J730, F9Q803	06/03 →	
SCÉNIC II 1.6	K4M782	06/03 →	
SCÉNIC II 1.9 D	F9Q812	06/06 →	
SCÉNIC II 1.9 dCi	F9Q803, F4R770	06/03 →	
SCÉNIC II 1.9 dCi 130	F9Q804	10/05 → 12/09	
SCÉNIC II 2.0	F4R770, RF5C	06/03 →	
SCÉNIC II 2.0 16V Turbo	F4R776	05/04 →	
SCÉNIC 1.9 dCi	F9Q816, K4J730	06/07 → 11/08	

7.6232

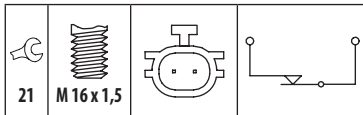


REVERSING LIGHT SWITCHES

Adatt./Suitable:

MAZDA
AC04-17-640**NISSAN**
32006-6J000
32006-6J00A
32006-6J00B
32006-95F0A**RENAULT**
32 00 66J 000
32 00 66J 00A
32 00 66J 00B

MARKET DIFFUSION: MEDIUM



MAZDA			
6 I 2.0 CITD 4x4	RF5C	10/02 →	02/05
6 I 2.0 DI	RF5C, CG10DE	08/02 →	08/07

NISSAN			
370 Z 3.7	VQ37HR	06/09 →	
ALMERA I 1.8	QG18DE	07/95 →	05/00
ALMERA II 1.5	QG15DE	03/01 →	
ALMERA II 1.5 XL	QG15DE	03/01 →	
ALMERA II 1.8	QG18DE	01/02 →	
ALMERA III 1.6	QG16	01/06 →	
ALMERA III 1.6 16V	QG16DE	03/06 →	
ALMERA TINO 1.8	QG18DE	12/98 →	02/03
JUKE 1.6 DIG-T	MR16DDT	06/10 →	
JUKE 1.6 DIG-T 4x4	MR16DDT	06/10 →	
JUKE 1.6 DIG-T NISMO 4x4	MR16DDT	02/13 →	07/14
JUKE 1.6 DIG-T NISMO RS 4x4	MR16DDT	08/14 →	
MICRA II 1.0 i 16V	CG10DE, MR20DE	09/00 →	02/03
MICRA II 1.4 i 16V	CGA3DE	09/00 →	02/03
NV200 / EVALIA e-	EM57	07/14 →	
NV200 e-NV	EM57	05/14 →	
PRIMERA II 1.8 LPG	QG18DE	03/02 →	10/08
PRIMERA II 2.0 16V	SR20DE	06/96 →	07/02
QASHQAI I 2.0	MR20DE	02/07 →	12/13
QASHQAI I 2.0 dCi	M1D	02/07 →	12/13
QASHQAI I 2.0 dCi Trazione integrale	M1D	02/07 →	12/13
QASHQAI I 2.0 Trazione integrale	MR20DE	02/07 →	12/13
X-TRAIL I 2.2 DCi	YD22DDTi	10/04 →	01/13
X-TRAIL I 2.2 Di 4x4	YD22ETI	07/01 →	10/05
X-TRAIL I 2.5 4x4	QR25DE	09/01 →	02/07
X-TRAIL I 2.5 FWD	QR25DE	06/01 →	12/07

NISSAN			
X-TRAIL II 2.0	MR20DE, QR25DE	06/07 →	02/14
X-TRAIL II 2.5	QR25DE, F9Q812	09/07 →	07/14

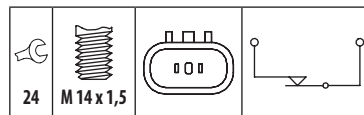
RENAULT			
GRAND SCÉNIC II 1.6	K4M782	04/04 →	
GRAND SCÉNIC II 1.9 dCi	F9Q812, F4R770	04/04 →	
GRAND SCÉNIC II 2.0	F4R770, R9M410	04/04 →	
KADJAR 1.6 dCi 130	R9M410, R9M414	06/15 →	
KADJAR 1.6 dCi 130 4x4	R9M414, M9R830	06/15 →	
KOLEOS 1.6 dCi 130	R9M409	08/16 →	
KOLEOS 2.0 dCi	M9R830, F9Q800	09/08 →	
KOLEOS 2.0 dCi 175 4WD	M9R868	08/16 →	
KOLEOS 2.0 dCi 4x4	M9R830	09/08 →	
KOLEOS 2.5	2TR705	09/08 →	
MEGANE I 2.0 16V	F4R770	01/02 →	08/03
MEGANE II 1.9 dCi	F9Q800, F4R770	11/02 →	
MEGANE II 2.0	F4R770, F4R770	08/03 →	
MEGANE II 2.0 16V	F4R770, F4R774	11/02 →	02/08
MEGANE II 2.0 16V Turbo	F4R776	05/04 →	03/09
MEGANE II 2.0 Renault Sport	F4R774, K4J730	05/04 →	10/09
SCÉNIC II 1.4	K4J730, F9Q803	06/03 →	
SCÉNIC II 1.6	K4M782	06/03 →	
SCÉNIC II 1.9 D	F9Q812	06/06 →	
SCÉNIC II 1.9 dCi	F9Q803, F4R770	06/03 →	
SCÉNIC II 1.9 dCi 130	F9Q804	10/05 →	12/09
SCÉNIC II 2.0	F4R770, G4GL	06/03 →	
SCÉNIC II 2.0 16V Turbo	F4R776	05/04 →	

7.6235



REVERSING LIGHT SWITCHES

Adatt./Suitable:

HYUNDAI
93860-39000
93860-39001
93860-39002**KIA**
93860 39002

HYUNDAI			
ACCENT II 1.3	G4EH	08/02 →	11/05
ACCENT II 1.5	G4EK	09/99 →	10/02
COUPE I 1.6 i 16V	4G61	12/96 →	04/02
ELANTRA III 1.6	G4ED-G	06/00 →	07/06
ELANTRA III 1.8	G4BB	06/00 →	07/03
ELANTRA III 2.0	G4GC-G	06/00 →	07/06
LANTRA II 1.8	G4GB	06/00 →	
LANTRA II 2.0	G4GC-G	06/00 →	
SONATA II 2.0	G4JP	06/98 →	05/01
SONATA II 2.5	G6BV	06/98 →	12/01
SONATA IV 2.0 16V	G4JP-G	06/98 →	10/01
SONATA IV 2.4 16V	G4B5	03/98 →	10/01
SONATA IV 2.5 V6 24V	G6BV-G	06/98 →	10/01
SONICA 2.0	G4JPE	06/98 →	05/01
SONICA 2.5	G6DV	06/98 →	05/01
TIBURON 1.6 i 16V	G4GL, G4AE	08/00 →	
TIBURON 2.0 i 16V	G4DF	08/99 →	
TRAJET 2.0	G4JP-G	03/00 →	07/08
VERNA I 1.3	G4AE, G4EB	09/99 →	
VERNA I 1.5	G4EB, G6CT	09/99 →	
XG 250	G6AV	12/98 →	12/05
XG 30	G6CT, 4G63DOHC	12/98 →	12/05

KIA			
JOICE 2.0	4G63DOHC, EJ161	02/00 →	

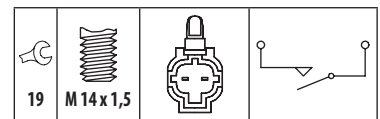
7.6236



04

REVERSING LIGHT SWITCHES

Adatt./Suitable:

SUBARU
32008-AA071
32008-AA072
32008-AA073
32008-AA074

SUBARU			
FORESTER I 2.0	EJ20J	08/97 →	09/02
FORESTER I 2.0 AWD	EJ202	08/97 →	09/02
FORESTER II 2.0 AWD	EJ20	06/02 →	05/05
FORESTER II 2.5	EJ251	02/02 →	
IMPREZA I 1.6	EJ161, EJ16	01/93 →	12/00
IMPREZA I 1.6 i	EJ16, EJ16	08/92 →	12/00
IMPREZA I 1.6 i AWD	EJ16, EJ18	08/92 →	12/00
IMPREZA I 1.8 AWD	EJ18	01/93 →	10/95
IMPREZA I 1.8 i	EJ18E	11/95 →	06/96
IMPREZA I 1.8 i AWD	EJ18, EJ201	08/92 →	12/00
IMPREZA I 2.0	EJ201	09/96 →	09/00
IMPREZA I 2.0 AWD	EJ20E	12/95 →	12/00
IMPREZA I 2.0 i	EJ201, EJ20	11/95 →	09/00
IMPREZA I 2.0 i 16V AWD	EJ20, EJ20	06/98 →	12/00
IMPREZA I 2.0 i AWD	EJ20, EJ22E	10/95 →	12/00
IMPREZA I 2.2 i	EJ22E, EJ253	11/93 →	08/98
IMPREZA I 2.5 i	EJ253, EJ201	11/93 →	08/98
IMPREZA II 1.6 AWD	EJ16	12/00 →	06/09
IMPREZA II 2.0 AWD	EJ20	12/00 →	12/07
IMPREZA II 2.5 AWD	EJ25	12/02 →	09/05
IMPREZA II 2.5 i AWD	EJ251	12/02 →	09/05
LEGACY II 1.8 4WD	EJ18E	05/96 →	09/98
LEGACY II 2.0 i	EJ20EMPI	09/94 →	03/99
LEGACY II 2.0 i 4WD	EJ201, EJ22EMPI	09/94 →	03/99
LEGACY II 2.2	EJ22	07/94 →	11/98
LEGACY II 2.2 i 4WD	EJ22EMPI, EJ252	02/94 →	03/99
LEGACY II 2.5	EJ25D	01/96 →	12/99
LEGACY II 2.5 i 4WD	EJ25D	06/96 →	03/99
LEGACY III 2.0	EJ201	12/98 →	08/03
LEGACY III 2.5	EJ251	10/98 →	08/03
LEGACY III 2.5 AWD	EJ25	10/98 →	08/03
LEGACY IV 2.5 AWD	EJ25	09/03 →	04/09
LEGACY IV 2.5 i	EJ252, AQV	05/03 →	
LEGACY IV 2.5 i AWD	EJ25	09/07 →	12/09
OUTBACK II 2.5 AWD	EJ25	10/00 →	08/03
OUTBACK III 2.0	EJ202	09/03 →	10/05
OUTBACK III 2.0 AWD	EJ202	09/03 →	10/05

7.6238

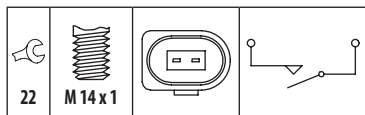


1

REVERSING LIGHT SWITCHES

Adatt./Suitable:

SKODA
002 945 415 D
VW
002 945 415 D



SKODA			
FABIA I 1.0	AQV, AME	12/99	⇒ 08/02
FABIA I 1.4	AME, AER	04/00	⇒ 05/03
VW			
LUPO 1.0	AER, AFK	09/98	⇒ 07/05
LUPO 1.4	AUD	10/00	⇒ 07/05
LUPO 1.4 16V	AFK, --	09/98	⇒ 07/05
LUPO 1.4 FSI	ARR	02/01	⇒ 07/05
LUPO 1.4 TDI	AMF	01/99	⇒ 07/05
LUPO 1.6 GTI	AVY	09/00	⇒ 07/05
LUPO 1.7 SDI	AKU	09/98	⇒ 07/05

7.6239



3

REVERSING LIGHT SWITCHES

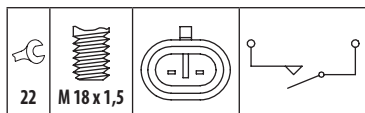
Adatt./Suitable:

FIAT
46817710
55189238

TRW
TRW4J

1267 Seal coating on thread

- Rivestimento sigillante sulla filettatura
- Revêtement de scellement sur le filetage
- Beschichtungsmasse am Gewinde
- Revestimento impermeabilizante en la rosca



FIAT			
STILO 1.6	--, 182B6.000	04/05	⇒ 08/08
STILO 1.6 16V	182B6.000, 4G93	10/01	⇒ 08/08

7.6240

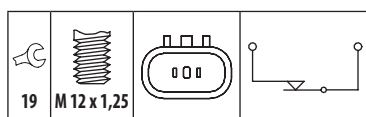


3

REVERSING LIGHT SWITCHES

Adatt./Suitable:

MITSUBISHI
MR-410768



MITSUBISHI			
MONTERO IO 1.8 GDI	4G93(SOHC16V)	08/99	⇒
MONTERO IO 2.0 GDI	4G94(GDI)	07/00	⇒
PAJERO PININ 1.8	4G93, 4G93(GDI)	11/01	⇒ 06/07
PAJERO PININ 1.8 GDI	4G93(GDI), 4G94(GDI)	10/99	⇒ 10/01
PAJERO PININ 2.0 GDI	4G94(GDI), HWDA	10/00	⇒ 06/07
PAJERO TR4 2.0 Flex	4G94	06/07	⇒

7.6242



1

REVERSING LIGHT SWITCHES

Adatt./Suitable:

FORD

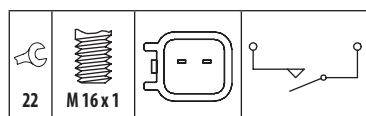
1 087 523
1 433 084
1 441 361
1 803 502
6M2T-15520-AA
CM5T-15520-AA
XS4T-15520-AA
XS4T-15520-AB

JAGUAR
C25 22710
C25 44848

MAZDA
JC01-17-640
JC01-17-640A
JC01-17-640B

VOLVO
30774465
31367479

MARKET DIFFUSION: HIGH



FORD			
C-MAX I 1.6	HWDA, G8DA	02/07	⇒ 09/10
C-MAX I 1.6 TDCi	G8DA, --	02/07	⇒ 09/10
C-MAX I 1.6 Ti-VCT	--, QQDA	03/07	⇒
C-MAX I 1.8	QQDA, KKDA	02/07	⇒ 09/10
C-MAX I 1.8 Flexifuel	Q7DA	02/07	⇒ 09/10
C-MAX I 1.8 TDCi	KKDA, AODA	02/07	⇒ 09/10
C-MAX I 2.0	AODA, SYDA	02/07	⇒ 09/10

FORD			
C-MAX I 2.0 CNG	SYDA, ED8A	04/09	⇒ 09/10
C-MAX I 2.0 LPG	SYDA	06/08	⇒ 09/10
C-MAX I 2.0 TDCi	IXDA	02/08	⇒ 09/10
COUGAR 2.0	ED8A, LC8A	08/98	⇒ 12/01
COUGAR 2.5	LC8A, JP25LCBD	08/98	⇒ 12/01
COUGAR 2.5 ST 200	SGA	01/00	⇒ 12/01
COUGAR 2.5 ST 200 24V	MABB	08/98	⇒
COUGAR 2.5 V6 24V	JP25LCBD, G8DA	06/00	⇒ 12/01
FOCUS I 1.4 16V	FXDA	10/98	⇒ 09/99
FOCUS I 1.6	FYDA, EYDB	08/98	⇒ 04/05
FOCUS I 1.6 16V	--	02/01	⇒ 11/04
FOCUS I 1.6 16V Flexifuel	FYDH	01/02	⇒ 11/04
FOCUS I 1.8	EYDB, EYDB	08/98	⇒ 04/05
FOCUS I 1.8 16V BiFuel	EYDB, BHDA	09/02	⇒ 07/04
FOCUS I 1.8 BiFuel	EYDD	09/02	⇒ 01/05
FOCUS I 1.8 DI / TDDi	BHDA, F9DA	08/99	⇒ 11/04
FOCUS I 1.8 TDCi	F9DA, BHDA	03/01	⇒ 03/05
FOCUS I 1.8 TDDi	BHDA, BHDA	08/98	⇒ 03/05
FOCUS I 1.8 Turbo DI / TDDi	BHDA, EDD8	02/99	⇒ 03/05
FOCUS I 2.0	EDDB, EDD8	08/98	⇒ 07/04
FOCUS I 2.0 16V	EDDB, ASDA	02/99	⇒ 11/04
FOCUS II 1.4	ASDA, HWDA	07/04	⇒ 09/12
FOCUS II 1.6	HWDA, G8DC	07/04	⇒ 09/12
FOCUS II 1.6 LPG	SIDA	10/09	⇒ 09/12
FOCUS II 1.6 TDCi	G8DC, HXDA	07/04	⇒ 09/12
FOCUS II 1.6 Ti	HXDA, --	07/04	⇒ 09/12
FOCUS II 1.6 Ti-VCT	--, Q7DA	09/05	⇒
FOCUS II 1.8	Q7DA, --	03/06	⇒ 09/12
FOCUS II 1.8 FlexiFuel	--, AODA	12/05	⇒ 09/12
FOCUS II 1.8 TDCi	KKDB	07/04	⇒ 09/12
FOCUS II 2.0	AODA, M1DA	07/04	⇒ 09/12
FOCUS II 2.0 CNG	SYDA	04/09	⇒ 07/11
FOCUS II 2.0 LPG	SYDA	06/08	⇒ 07/11
FOCUS II 2.5 RS	JZDA	01/09	⇒ 07/11
FOCUS III 1.0 EcoBoost	M1DA, IQDA	02/12	⇒
FOCUS III 1.0 GTDI	--	07/12	⇒
FOCUS III 1.5 DI TC SIGMA A	--	09/14	⇒
FOCUS III 1.5 EcoBoost	M8DA	09/14	⇒
FOCUS III 1.6 EcoBoost	YUDA	07/10	⇒
FOCUS III 1.6 LPG	MUDA	02/12	⇒
FOCUS III 1.6 Ti	IQDA, FFWA	01/11	⇒
FOCUS III 1.6 Ti-VCT	--	07/10	⇒
FOCUS III 2.0	QXDA	10/13	⇒
FOCUS III 2.0 DI TIVCT	--	04/11	⇒
FOCUS III 2.0 GDi	MGDA	08/11	⇒
FOCUS III 2.0 Ti-GDi	MGDA	07/10	⇒
FOCUS III Electric	KDDA	07/13	⇒
FOCUS C-MAX 1.6 TDCi	G8DA, Q7DA	10/03	⇒ 03/07
FOCUS C-MAX 1.8	Q7DA, AODA	04/04	⇒ 03/07
FOCUS C-MAX 2.0	AODA, FYDA	03/04	⇒ 03/07
GALAXY II 1.6 EcoBoost	--	02/11	⇒
GALAXY II 1.8 TDCi	FFWA, AOWA	05/06	⇒ 06/15
GALAXY II 2.0	AOWA, TNWB	05/06	⇒ 06/15
GALAXY II 2.0 EcoBoost	TNWB, TBWA	07/10	⇒
GALAXY II 2.0 Flexifuel	TBWA, --	05/06	⇒ 06/15
GALAXY II 2.0 TDCi	--, L1L	03/10	⇒
GALAXY II 2.0 TDCi CR TC	--	03/10	⇒
GALAXY II 2.0 TDCi DSL	--	03/10	⇒
GALAXY II 2.2 TDCi	Q4BA	03/08	⇒ 12/12
GALAXY II 2.5 ST	HUWA	05/06	⇒
GRAND C-MAX 1.0 EcoBoost	SFDA	10/12	⇒
MONDEO I 1.6 16V	L1L, RKA	05/98	⇒ 09/00
MONDEO I 1.8 i	RKA, NGA	08/96	⇒ 09/00
MONDEO I 2.0	A0BC	03/07	⇒ 09/14
MONDEO I 2.0 i	NGA, CGBA	08/96	⇒ 09/00
MONDEO I 2.5 24V	SEA	08/96	⇒ 09/00
MONDEO I 2.5 ST 200	SGA	05/99	⇒ 09/00
MONDEO II 1.8 16V	CGBA, CJBA	10/00	⇒ 03/07
MONDEO II 1.8 SCi	CFBA	06/03	⇒ 03/07
MONDEO II 2.0 16V	CJBA, D5BA	10/00	⇒ 03/07
MONDEO II 2.0 16V DI / TDDi / TDCi	D5BA, D6BA	10/00	⇒ 03/07
MONDEO II 2.0 16V TDDi / TDCi	D6BA, --	10/00	⇒ 03/07
MONDEO II 2.0 TDCi	--, QJBA	10/01	⇒ 03/07
MONDEO II 2.2 TDCi	QJBA, MP30MHBA	09/04	⇒ 03/07
MONDEO II 2.5 V6	LCBD	10/00	⇒ 03/07
MONDEO II 2.5 V6 24V	LCBD	10/00	⇒ 03/07
MONDEO II 3.0 V6 24V	MP30MHBA, KGBA	09/04	⇒ 03/07
MONDEO II ST220	MEBA	04/02	⇒ 03/07
MONDEO III 1.6 Ti	KGBA, FFBA	03/07	⇒ 01/15
MONDEO III 1.8 TDCi	FFBA, A0BA	03/07	⇒ 01/15
MONDEO III 2.0	A0BA, TBBA	03/07	⇒ 01/15
MONDEO III 2.0 Flexifuel	TBBA, QXBA	03/09	⇒ 01/15
MONDEO III 2.0 LPG	TBBA	07/09	⇒ 01/15
MONDEO III 2.0 TDCi	QXBA, FFWA	03/07	⇒ 01/15
S-MAX I 1.6 EcoBoost	--	02/11	⇒
S-MAX I 1.8 TDCi	FFWA, TNWB	05/06	⇒ 12/14

FORD			
S-MAX I 2.0 EcoBoost	TNWB, TBWA	07/10 →	12/14
S-MAX I 2.0 Flexifuel	TBWA, EYPA	05/06 →	12/14
S-MAX I 2.0 TDCi CRT C	--	03/10 →	
S-MAX I 2.0 TDCi DSL	--	03/10 →	
S-MAX I 2.3	SEWA	07/07 →	12/14
TOURNEO CONNECT I 1.8 16V	EYPA, HCPA	06/02 →	12/13
TOURNEO CONNECT I 1.8 TDCi	HCPA, BHPA	06/02 →	12/13
TOURNEO CONNECT I 1.8 TDCi /TDDi /DI	BHPA, --	06/02 →	12/13
TOURNEO CONNECT II 1.5 TDCi	--	09/13 →	
TOURNEO CONNECT II 1.6 EcoBoost	--, TZGA	09/13 →	
TOURNEO CONNECT II 1.6 TDCi	TZGA, EYPA	09/13 →	
TOURNEO CONNECT II 2.5	--	09/13 →	
TRANSIT 1.8 CNG	EYPCNG	05/02 →	12/13
TRANSIT CONNECT I 1.8 16V	EYPA, EYPA	06/02 →	12/13
TRANSIT CONNECT I 1.8 16V LPG	EYPA, BHPA	06/02 →	12/13
TRANSIT CONNECT I 1.8 Di	BHPA, HCPA	06/02 →	12/13
TRANSIT CONNECT I 1.8 TDCi	HCPA, M2GA	06/02 →	12/13
TRANSIT CONNECT II 1.0 EcoBoost	M2GA, --	02/13 →	
TRANSIT CONNECT II 1.5 TDCi	--, --	02/13 →	
TRANSIT CONNECT II 1.6 EcoBoost	--, T1GA	02/13 →	
TRANSIT CONNECT II 1.6 TDCi	T1GA, LJ46B	02/13 →	
TRANSIT CONNECT II 2.5	--	02/13 →	

JAGUAR			
X-TYPE 2.0 D	LJ46B, AJNYB	07/03 →	12/09
X-TYPE 2.1 V6	AJNYB, LJ46G	03/02 →	11/09
X-TYPE 2.2 D	LJ46G, AJMXX	10/05 →	12/09
X-TYPE 2.5	AJMXX, AJMXX	02/04 →	12/09
X-TYPE 2.5 V6 Trazione integrale	AJMXX, AJLWB	06/01 →	11/09
X-TYPE 3.0	AJLWB, AJLWB	02/04 →	12/09
X-TYPE 3.0 Trazione integrale	AJ-V6	09/02 →	12/08
X-TYPE 3.0 V6 Trazione integrale	AJLWB, Y601	06/01 →	12/08

MAZDA			
3 I 1.6 Di Turbo	Y601, Y601	06/04 →	06/09
3 I 1.6 MZ-CD	Y406	06/06 →	12/09
3 II 1.6 MZR CD	Y601, B5254T3	12/08 →	05/13

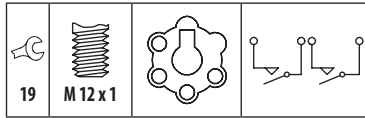
VOLVO			
C30 1.6 D	D4164T	10/06 →	12/12
C30 1.8	B4184S11	10/06 →	12/12
C30 1.8 FlexFuel	B4184S8	01/07 →	12/12
C30 2.0	B4204S3	10/06 →	12/12
C30 2.0 FlexFuel	B4204S4	01/10 →	12/12
S40 II 1.6 D	D4164T	01/05 →	12/12
S40 II 1.6 D2	D4162T	10/10 →	12/12
S40 II 1.8	B4184S11	04/04 →	12/10
S40 II 1.8 FlexFuel	B4184S8	01/06 →	12/10
S40 II 2.0	B4204S3	10/06 →	12/12
S40 II 2.0 F	B4204S4	10/09 →	12/12
S40 II D3	D5204T5	10/10 →	12/12
S40 II D4	D5204T	10/10 →	12/12
S40 II T5	B5254T3, B5254T3	01/04 →	12/12
S80 II 1.6 D DRiVe	D4164T	01/10 →	12/11
S80 II 2.0	B4204S3	01/08 →	09/12
S80 II 2.0 FlexFuel	B4204S4	01/08 →	12/11
V50 1.6 D	D4164T	01/05 →	12/11
V50 1.6 D2	D4162T	01/10 →	12/12
V50 1.8	B4184S11	04/04 →	12/10
V50 1.8 BiFuel	B4184S8	01/09 →	09/10
V50 1.8 FlexFuel	B4184S8	01/05 →	12/10
V50 2.0	B4204S3	10/06 →	12/12
V50 2.0 FlexFuel	B4204S4	01/10 →	12/12
V50 D3	D5204T5	10/10 →	12/12
V50 D4	D5204T	10/10 →	12/12
V50 T5	B5254T3, F4B	04/04 →	12/12
V70 III 1.6 D	D4164T	07/09 →	12/11
V70 III 2.0	B4204S3	10/07 →	12/11
V70 III 2.0 FlexFuel	B4204S4	01/08 →	12/11



REVERSING LIGHT SWITCHES

Adatt./Suitable:

FORD
3 321 765
6 039 985
74DT-7A247-GD
E0AP-7A247-A2B



FORD			
ESCORT IV 1.8 TD	RFD	10/98 →	07/00
ESCORT V 1.4	F4B, BL13H-JBE	08/93 →	01/95
ESCORT V 1.4 i	F4B	07/93 →	01/95
ESCORT VI 1.3	BL13H-JBE, F4B	01/95 →	02/99
ESCORT VI 1.4	F4B, DHA	01/95 →	12/99
ESCORT VI 1.8 D	RTF	01/95 →	12/96
ESCORT VI 1.8 TD	RFD	01/95 →	07/00
FIESTA IV 1.2	DHA, DHA	01/96 →	04/02
FIESTA IV 1.25 i 16V	DHA, JAC	08/95 →	01/02
FIESTA IV 1.3 i	JAC, RTN	08/95 →	01/02
FIESTA IV 1.4 i	FHA	04/96 →	10/99
FIESTA IV 1.8 Di	RTN, BRC	09/00 →	08/03
SCORPIO I 2.9 24V	BOA	08/93 →	09/94
SCORPIO I 2.9 i	BRC, BRC	09/86 →	12/94
SCORPIO I 2.9 i 24V	BOA	04/91 →	09/94
SCORPIO I 2.9 i 4x4	BRC, SCC	09/86 →	10/94
SCORPIO I 2.9 i Cat	BRE	10/87 →	09/94
SCORPIO II 2.0 i	NSD	10/94 →	08/98
SCORPIO II 2.0 i 16V	N3A	10/94 →	08/98
SCORPIO II 2.3 i 16V	Y5A	06/96 →	08/98
SCORPIO II 2.5 TD	SCC, LAC	10/94 →	08/98
SCORPIO II 2.9 i	BRG	02/95 →	08/98
TRANSIT II 1.6	LAC, N6TS	09/85 →	09/92
TRANSIT II 2.0	N6TS, NAW	09/85 →	09/92
TRANSIT II 2.0 Cat	N6T	11/85 →	09/92
TRANSIT II 2.0 L	NAW, 4AB	10/85 →	03/91
TRANSIT II 2.5 D	4AB, 4BA	12/85 →	09/92
TRANSIT II 2.5 Di	4BA, H5F402	09/88 →	09/92
TRANSIT II 2.9 i	BRT	01/91 →	09/94

FORD (BR)			
FIESTA 1.0i	ZL10	07/99 →	
FIESTA 1.6i	ZL16	07/99 →	



REVERSING LIGHT SWITCHES

Adatt./Suitable:

DACIA
82 00 008 194
82 00 177 718
GENERAL MOTORS
93 161 462
95 516 088
MERCEDES-BENZ
A 000 545 53 00
A 415 545 00 06
NISSAN
32005-000QAE
32005-000QAD
32005-000QAE
32005-000QAEK
32005-AX000

OPEL
44 22 079
44 30 825
93161462
95516088

RENAULT
82 00 008 194
82 00 177 718

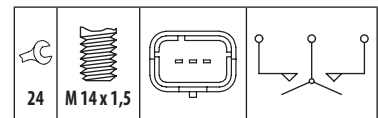
SMART
A 000 545 53 00

VAUXHALL
93161462
95516088

¹²⁶⁷ Seal coating on thread

- Rivestimento sigillante sulla filettatura
- Revêtement de scellement sur le filetage
- Beschichtungsmasse am Gewinde
- Revestimiento impermeabilizante en la rosca

MARKET DIFFUSION: HIGH



DACIA			
DOKKER 1.2 TCe	H5F402, --	11/12 →	
DOKKER 1.2 TCe 115	--, K9K612	12/12 →	
DOKKER 1.5 dCi	K9K612, H4M738	11/12 →	
DOKKER 1.5 dCi [ExtraEU]	K9K830	11/12 →	
DOKKER 1.6	H4M738, H4M740	11/12 →	
DOKKER 1.6 LPG	H4M740, K9K612	11/13 →	
DUSTER 1.2 TCe 125	H5F404	10/13 →	
DUSTER 1.2 TCe 125 4x4	H5F404	10/13 →	
DUSTER 1.5 dCi	K9K612, K9K658	04/10 →	
DUSTER 1.5 dCi 4x4	K9K658, K4M642	06/10 →	
DUSTER 1.6	K4M642, K4M490	04/10 →	
DUSTER 1.6 16V	K4M490, K4M490	04/10 →	
DUSTER 1.6 16V 4x4	K4M490, K4M616	06/10 →	
DUSTER 1.6 16V Hi-Flex	K4M696	08/10 →	
DUSTER 1.6 16V LPG	K4M616, H4M438	04/11 →	
DUSTER 1.6 S Ce 115	H4M438, H4M430	06/15 →	
DUSTER 1.6 S Ce 115 4x4	H4M430, F4R400	06/15 →	
DUSTER 1.6 S Ce 115 LPG	H4M740	06/15 →	
DUSTER 2.0	F4R400, H5F402	04/10 →	
LOGGY 1.2 TCe	H5F402, --	03/12 →	
LOGGY 1.5 dCi	--, H4M738	03/12 →	
LOGGY 1.5 dCi [ExtraEU]	K9K830	01/14 →	
LOGGY 1.6	H4M738, H4M740	03/12 →	
LOGGY 1.6 LPG	H4M740, H4M738	11/13 →	
LOGGY 1.6 S Ce 115	H4M738, K7M710	06/15 →	
LOGAN I 1.0	D4D760	12/05 →	
LOGAN I 1.0 Hi-Flex	D4D760	01/11 →	10/12
LOGAN I 1.2 16V LPG	D4F734	02/06 →	
LOGAN I 1.2 LPG	D4F734	02/13 →	
LOGAN I 1.4	K7J710	01/09 →	
LOGAN I 1.4 MPI LPG	K7J710	02/06 →	
LOGAN I 1.5 dCi	K9K794	09/05 →	
LOGAN I 1.6	K7M710, K4M690	09/04 →	
LOGAN I 1.6 16V	K4M690, K4M690	12/05 →	
LOGAN I 1.6 16V Flexifuel	K4M696	07/10 →	
LOGAN I 1.6 16V Hi-Flex	K4M690, K7M710	11/09 →	
LOGAN I 1.6 Bifuel	K7M710, D4F732	11/08 →	
LOGAN I 1.6 Hi-Flex	K7M714	01/11 →	10/12
LOGAN I 1.6 LPG	K7M818	05/10 →	12/12
LOGAN I 1.6 MPI 85	K7M800	05/10 →	
LOGAN II 1.0	D4D754	10/12 →	
LOGAN II 1.0 S Ce 75	B4D400	01/17 →	
LOGAN II 1.2	D4F732, D4F732	10/12 →	
LOGAN II 1.2 LPG	D4F732, K9K612	10/12 →	
LOGAN II 1.5 dCi	K9K612, K4M842	10/12 →	

DACIA		
LOGAN II 1.6 16V	K4M842, F4R412	10/12 →
LOGAN II 2.0	F4R412, K9K612	10/12 →
LOGAN II TCe 90	H4B400, K9K790	10/12 →
LOGAN II TCe 90 LPG	H4B410	09/15 →
LOGAN II MCV 1.0 S Ce 75	B4D400	12/16 →
LOGAN II MCV 1.2	D4F732	05/15 →
LOGAN II MCV 1.5 dCi	K9K612, H4B400	02/13 →
LOGAN II MCV 1.6	K7M812	06/13 →
LOGAN II MCV TCe 90	H4B400, H4B405	02/13 →
LOGAN II MCV TCe 90 LPG	H4B405, H4B400	09/15 →
SANDERO I 1.0 Hi-Flex	D4D760	01/11 → 12/12
SANDERO I 1.2 16V LPG	D4F732	11/08 →
SANDERO I 1.5 dCi	K9K790, K7M710	06/08 →
SANDERO I 1.6	K7M710, K4M690	06/08 →
SANDERO I 1.6 16V	K4M690, K7M818	07/11 →
SANDERO I 1.6 16V Bifuel	K4M690	01/11 →
SANDERO I 1.6 LPG	K7M818, B4D400	05/10 → 12/12
SANDERO I 1.6 MPI 85	K7M800	05/10 →
SANDERO II 1.0	D4D754	10/12 →
SANDERO II 1.0 S Ce 75	B4D400, D4F732	12/16 →
SANDERO II 1.2	D4F732, D4F732	10/12 →
SANDERO II 1.2 LPG	D4F732, K9K612	10/12 →
SANDERO II 1.5 dCi	K9K612, H4M734	10/12 →
SANDERO II 1.6	H4M734, K4M842	10/12 →
SANDERO II 1.6 16V	K4M842, --	01/13 →
SANDERO II 1.6 i	K7M764	10/12 →
SANDERO II 2.0	F4R416	10/12 →
SANDERO II 2.0 LPG	F4R412	10/12 →
SANDERO II TCe 90	--, HR15DE	10/12 →
SANDERO II TCe 90 LPG	H4B410	09/15 →
SANDERO 1.6 LPG	K7M718	01/10 → 12/12

MERCEDES-BENZ		
CITAN 108 CDI	OM607.951	11/12 →
CITAN 109 CDI	OM607.951	11/12 →
CITAN 111 CDI	OM607.951	06/13 →
CITAN 112	M200.711	06/13 →
CLASSE V 200 CDI / d	OM651.950	03/14 →
CLASSE V 220 CDI / d	OM651.950	03/14 →
VITO III 109 CDI / 109 BlueTEC	OM622.951	10/14 →
VITO III 111 CDI / 111 BlueTEC	OM622.951	10/14 →

NISSAN		
ALMERA III 1.2 i	HR12DE	09/11 →
ALMERA III 1.5 dCi	K9K	08/12 →
ALMERA III 1.5 i	HR15DE, K9K	01/12 →
CUBE 1.5 dCi	K9K, HR12DDT	03/10 →
CUBE 1.6 16V	HR16DE	03/10 →
JUKE 1.2 DIG-T	HR12DDT, K9K410	05/14 →
JUKE 1.5 dCi	K9K410, HR16DE	06/10 →
JUKE 1.6	HR16DE, CR12DE	06/10 →
JUKE 1.6 CVT	HR16DE	08/14 →
JUKE 1.6 DIG-T	MR16DDT	06/10 →
JUKE 1.6 DIG-T 4x4	MR16DDT	06/10 →
JUKE 1.6 DIG-T NISMO	MR16DDT	03/13 → 07/14
JUKE 1.6 DIG-T NISMO 4x4	MR16DDT	02/13 → 07/14
JUKE 1.6 DIG-T NISMO RS	MR16DDT	08/14 →
JUKE 1.6 DIG-T NISMO RS 4x4	MR16DDT	08/14 →
JUKE 1.6 LPG	HR16DE	01/12 →
MICRA III 1.0 16V	CG10DE	01/03 → 06/10
MICRA III 1.2	CR12DE, CG12DE	10/03 → 06/10
MICRA III 1.2 16V	CG12DE, CG12DELPG	01/03 → 06/10
MICRA III 1.2 LPG	CG12DELPG, K9K276	10/02 → 06/10
MICRA III 1.3	CGA3DE	08/04 →
MICRA III 1.4 16V	CR14DE	01/03 → 06/10
MICRA III 1.5 dCi	K9K276, HR12DR	01/03 → 06/10
MICRA III 160 SR	HR16DE	05/05 → 06/10
MICRA IV 1.2	HR12DR, HR12DR	05/10 →
MICRA IV 1.2 4WD	HR12DE	05/10 →
MICRA IV 1.2 DIG-S	HR12DR, HR15DE	04/11 →
MICRA IV 1.2 LPG	HR12DE	05/10 →
MICRA IV 1.5	HR15DE, K9K276	11/10 →
MICRA IV 1.5 dCi	K9K	05/10 →
MICRA IV 1.5 NISMO S	HR15DE	06/13 →
MICRA V 0.9 IG-T	HR09DET	12/16 →
MICRA V 1.0	BR10DE	12/16 →
MICRA V 1.5 DCI	K9K	12/16 →
MICRA C+C 1.4 16V	CR14DE	08/05 →
MICRA C+C 1.6 160 SR	HR16DE	08/05 →
NOTE I 1.2 DIG-S Super-charged	HR12DR	12/13 →

NOTE I 1.4	CR14DE	03/06 → 06/12
NOTE I 1.4 LPG	CR14DE	01/06 → 08/13
NOTE I 1.5 dCi	K9K276, HR12DR	03/06 → 06/12
NOTE I 1.6	HR16DE	03/06 → 06/12
NOTE II 1.2	HR12DR, HR12DR	06/13 →
NOTE II 1.2 4WD	HR12DE	06/13 →
NOTE II 1.2 DIG-S	HR12DR, K9K608	06/13 →
NOTE II 1.2 LPG	HR12DE	03/15 →
NOTE II 1.5 dCi	K9K608, K9K	06/13 →

NISSAN		
NOTE II 1.6 NISMO S	HR16DE	06/13 →
NV200 / EVALIA 1.5	HR15DE	01/12 →
NV200 / EVALIA 1.5 dCi	K9K, K9K	07/10 →
NV200 / EVALIA 1.6 16V	HR16DE	07/10 →
NV200 1.5 dCi	K9K, M9T694	02/10 →
NV200 1.6 16V	HR16DE	02/10 →
NV300 1.6 dCi 120	R9M413	09/16 →
NV300 1.6 dCi 125	R9M452	09/16 →
NV300 1.6 dCi 145	R9M452	09/16 →
NV300 1.6 dCi 95	R9M413	09/16 →
NV400 2.3 dCi 145 RWD	M9T694, M9T	11/11 → 02/14
NV400 2.3 dCi 150	M9T880	02/14 → 09/16
NV400 2.3 dCi 165	M9T, M9T670	06/14 → 09/16
NV400 dCi 100	M9T670, --	11/11 → 06/14
NV400 dCi 110	--, M9T670	06/14 →
NV400 dCi 125	M9T670, M9T686	11/11 → 09/16
NV400 dCi 125 RWD	M9T686, --	11/11 → 09/16
NV400 dCi 130	M9T704	06/16 →
NV400 dCi 130 RWD	M9T710	06/16 →
NV400 dCi 140	--, M9T696	06/14 → 09/16
NV400 dCi 140 RWD	M9T696, M9T678	06/14 → 09/16
NV400 dCi 145	M9T678, M9T694	11/11 → 06/16
NV400 dCi 145 RWD	M9T694, M9T	11/11 → 06/16
NV400 dCi 150	M9T880	02/14 → 09/16
NV400 dCi 150 RWD	M9T880	02/14 → 09/16
NV400 dCi 160	M9T, M9T	06/14 → 09/16
NV400 dCi 165	M9T, M9T	06/14 → 06/16
NV400 dCi 165 RWD	M9T, K9K	06/14 →
NV400 dCi 170	M9T	07/15 →
PULSAR 1.2 DIG-T	HRA2DDT	10/14 →
PULSAR 1.5 dCi	K9K	10/14 →
PULSAR 1.6 DIG-T	MR16DDT	02/15 →
QASHQAI+2.0	MR20DE	01/10 → 04/14
QASHQAI 1.5 dCi	K9K, HR16DE	02/07 → 12/13
QASHQAI 1.6	HR16DE, H5FT	02/07 → 12/13
QASHQAI 1.6 LPG	HR16DE	11/10 → 12/13
QASHQAI 2.0	MR20DE	02/07 → 12/13
QASHQAI 2.0 Trazione integrale	MR20DE	02/07 → 12/13
QASHQAI II 1.2 DIG-T	H5FT, K9K636	11/13 →
QASHQAI II 1.3 DIG-T	HR13DDT	08/18 →
QASHQAI II 1.5 dCi	K9K636, H4M	11/13 →
QASHQAI II 1.6 DIG-T	MR16DDT	10/14 →
QASHQAI II 2.0	MR20DD	06/14 →
SENTRA VII 1.6	HR16DE	08/14 →
SENTRA VII 1.6 i	HR16DE	07/12 →
SENTRA VII 1.8	MR48DE	08/12 →
SENTRA VII 1.8 i	MR48DE	07/12 →
SENTRA VII 2.0	MR20DE	09/12 →
SUNNY IV 1.5	HR15DE	01/11 →
SYLPHY III 1.6	HR16DE	08/12 →
SYLPHY III 1.8	MR48DE	08/12 →
TERRANO 1.6	H4M, K4M606	03/14 →
TERRANO 2.0	F4R	03/14 → 11/15
TERRANO III 1.6	K4M606, K9K	03/14 →
TERRANO III 2.0	F4R	09/13 →
TERRANO III 2.0 4x4	F4R	12/15 →
TIIDA I 1.5 dCi	K9K, MR18DE	01/07 → 06/13
TIIDA I 1.6	HR16DE	09/07 → 12/12
TIIDA I 1.6 CVTC	HR16DE	01/15 →
TIIDA I 1.8	MR18DE, HR16DE	05/04 → 12/12
TIIDA I 1.8 [ExtraEU]	MR18DE	01/07 → 06/11
TIIDA II 1.6	HR16DE, MR20DE	08/11 →
TIIDA II 1.6 [RUS]	HR16DE	01/15 →
TIIDA II 1.6 DIG-T	MR16DDT	08/11 →
VERSA 1.6 CVTC [ExtraEU]	HR16DE	01/09 → 06/13
VERSA 1.6 FlexFuel	HR16DE	01/11 → 06/13
X-TRAIL II 2.0	MR20DE, M9T678	06/07 → 02/14
X-TRAIL II 2.0 FWD	MR20DE	06/08 → 11/13
X-TRAIL III 1.6 DIG-T	MR16DDT	06/15 →
X-TRAIL III 2.0	MR20DD	09/14 →

OPEL		
MOVANO B 2.3 CDTi	M9T678, M9T670	12/10 →
MOVANO B 2.3 CDTi FWD	M9T670, M9T686	05/10 →
MOVANO B 2.3 CDTi RWD	M9T686, R9M408	05/10 →
VIVARO A 2.0 16V	F4R720	08/01 →
VIVARO A 2.0 ECOTEC	F4R820	08/06 →
VIVARO B 1.6 CDTi	R9M408, F4R760	06/14 →

RENAULT		
AVANTIME 2.0 16V Turbo	F4R760, L7X720	11/01 → 05/03
AVANTIME 2.0i 16V Turbo	F4R769	12/01 →
AVANTIME 2.2 dCi	G9T712	05/02 → 05/03
AVANTIME 3.0 V6	L7X720, H4B400	09/01 → 05/03
AVANTIME 3.0i 24V	L7X722	05/01 →
CAPTUR 0.9 TCe 90	H4B400, H5F408	06/13 →
CAPTUR 1.2 TCe 120	H5F408, K9K628	01/16 →
CAPTUR 1.3 TCe 150	H5H450	02/18 →
CAPTUR 1.5 dCi	K9K628, K9K608	06/13 →

RENAULT		
CAPTUR 1.5 dCi 110	K9K646	01/15 →
CAPTUR 1.5 dCi 90	K9K608, K9K700	06/13 →
CLIO II 1.2	D4F740	10/12 →
CLIO II 1.2 LPG	D4F744	01/14 →
CLIO II 1.5 dCi	K9K700, M4R700	06/01 →
CLIO II 2.0	M4R700, L7X760	11/07 → 12/12
CLIO II 3.0 RS V6	L7X760, L7X760	01/03 →
CLIO II 3.0 V6 Sport	L7X760, D4F744	11/00 →
CLIO III 1.2 16V	D4F744, K9K612	06/05 →
CLIO III 1.2 16V Hi-Flex	D4F740	07/08 →
CLIO III 1.4 16V	K4J780	06/05 →
CLIO III 1.5 dCi	K9K612, K4M800	06/05 →
CLIO III 1.6 16V	K4M800, M4R700	06/05 →
CLIO III 1.6 16V GT	K4M862	06/09 →
CLIO III 2.0 16V	M4R700, --	09/06 →
CLIO III 2.0 16V Sport	--, H4B400	02/06 →
CLIO IV 0.9 TCe 90	H4B400, D4F740	11/12 →
CLIO IV 0.9 TCe 90 LPG	H4B410	06/16 →
CLIO IV 1.2 16V	D4F740, H5F408	11/12 →
CLIO IV 1.2 LPG 16V	D4F744	11/12 →
CLIO IV 1.2 TCe 120	H5F408, K9K628	01/16 →
CLIO IV 1.5 dCi	K9K628, K9K612	11/12 →
CLIO IV 1.5 dCi 110	K9K646	06/16 →
CLIO IV 1.5 dCi 75	K9K612, K9K608	11/12 →
CLIO IV 1.5 dCi 90	K9K608, L7X760	11/12 →
CLIO IV 3.0 RS V6	L7X760, K9K612	03/13 →
DOKKER 1.5 dCi	K9K612, F4R410	12/13 →
DOKKER 1.6	K7M812	12/13 →
DUSTER 1.5 dCi	K9K898	09/13 →
DUSTER 1.5 dCi 4x4	K9K884	06/11 →
DUSTER 1.6 16V	H4M438	06/15 →
DUSTER 1.6 16V 4x4	H4M430	06/15 →
DUSTER 2.0 [ExtraEU]	F4R410, F4R400	09/13 →
DUSTER 2.0 4x4	F4R400, F9Q680	02/12 →
ESPACE IV 1.9 dCi	F9Q680, F4R790	11/02 →
ESPACE IV 2.0	F4R790, M9R740	11/02 →
ESPACE IV 2.0 dCi	M9R740, F4R794	01/06 →
ESPACE IV 2.0 Turbo	F4R794, G9T742	11/02 →
ESPACE IV 2.2 dCi	G9T742, K9K656	11/02 →
ESPACE V 1.6 dCi 130	R9M409	06/15 →
FLUENCE 1.5 dCi	K9K656, K4M838	02/10 →
FLUENCE 1.6 16V	K4M838, M4R714	02/10 →
FLUENCE 2.0 16V	M4R714, K9K728	02/10 →
GRAND ESPACE 2.0	F4R790	04/03 → 12/15
GRAND SCENIC 1.2 TCe	H5F408	07/14 →
GRAND SCENIC II 1.5 dCi	K9K728, K4M782	04/04 →
GRAND SCENIC II 1.6	K4M782, F9Q812	04/04 →
GRAND SCENIC II 1.9 dCi	F9Q812, M9R700	04/04 →
GRAND SCENIC II 2.0	F4R776	04/04 →
GRAND SCENIC II 2.0 dCi	M9R700, H5F400	09/05 →
GRAND SCENIC III 1.2 TCe	H5F400, K9K636	04/12 →
GRAND SCENIC III 1.4 16V	H4J700	02/09 →
GRAND SCENIC III 1.5 dCi	K9K636, K4M866	04/09 →
GRAND SCENIC III 1.6 16V	K4M858	02/09 →
GRAND SCENIC III 1.6 16V Bifuel	K4M866, R9M402	02/09 →
GRAND SCENIC III 1.6 dCi	R9M402, F9Q870	04/11 →
GRAND SCENIC III 1.9 dCi	F9Q870, K9K646	02/09 →
GRAND SCENIC III 2.0 dCi	M9R610	04/09 →
GRAND SCENIC IV 1.2 TCe 115	H5F408	09/16 →
GRAND SCENIC IV 1.2 TCe 130	H5F408	09/16 →
GRAND SCENIC IV 1.3 TCe 115	H5H450	01/18 →
GRAND SCENIC IV 1.3 TCe 140	H5H450	01/18 →
GRAND SCENIC IV 1.3 TCe 160	H5H450	01/18 →
GRAND SCENIC IV 1.5 dCi 110	K9K646, K9K646	09/16 →
GRAND SCENIC IV 1.5 dCi 110 Hybrid Assist	K9K646, K9K872	04/17 →
GRAND SCENIC IV 1.6 dCi 130	R9M409	09/16 →
KADJAR 1.2 TCe 130	H5F408	06/15 →
KADJAR 1.3 TCe 140	H5H470	08/18 →
KADJAR 1.3 TCe 160	H5H470	08/18 →
KADJAR 1.5 BLUE dCi 115	K9K872, K9K646	08/18 →
KADJAR 1.5 dCi 110	K9K646, R9M410	06/15 →
KADJAR 1.6 dCi 130	R9M410, R9M414	06/15 →
KADJAR 1.6 dCi 130 4x4	R9M414, K9K708	06/15 →
KADJAR 1.6 TCe 165	M5M460	11/16 →
KANGOO I 1.2 LPG	H5F400	07/13 →
KANGOO I 1.5 dCi	K9K708, K4M830CNG	02/01 →
KANGOO I 1.6	K4M836	02/12 →
KANGOO I 1.6 CNG	K4M830CNG, K4M834	10/07 →
KANGOO I 1.6 Hi-Flex	K4M834	02/12 →
KANGOO I 1.6 LPG	K4M834, H5F400	02/12 →
KANGOO II 1.2 TCe 115	H5F400, K9K608	07/13 →
KANGOO II 1.5 dCi	K9K608, K9K636	02/08 →
KANGOO II 1.5 dCi 110	K9K636, K9K800	09/10 →
KANGOO II 1.5 dCi 85	K9K800, K4M830	02/08 →
KANGOO II 1.6	K4M830, K4M830	02/09 →
KANGOO II 1.6 16V	K4M830, K4M834	02/08 →

RENAULT			
KANGOO II 1.6 16V LPG	K4M834, K4M720	02/08 →	
LAGUNA I 1.6 16V	K4M720, K4M710	11/97 → 03/01	
LAGUNA I 1.9 dCi	F9Q718	09/99 → 03/01	
LAGUNA II 1.6	K4M710	03/01 → 10/05	
LAGUNA II 1.6 16V	K4M710, F4P770	03/01 → 12/07	
LAGUNA II 1.6 Bifuel	K4M714	06/05 → 12/07	
LAGUNA II 1.6 LPG	K4M714	03/01 → 05/05	
LAGUNA II 1.8 16V	F4P770, F9Q650	03/01 →	
LAGUNA II 1.9 dCi	F9Q650, F4R712	03/01 →	
LAGUNA II 2.0 16V	F4R712, F5R700	08/02 → 12/07	
LAGUNA II 2.0 16V IDE	F5R700, F4R764	04/01 → 09/07	
LAGUNA II 2.0 16V Turbo	F4R764, M9R740	01/03 → 08/05	
LAGUNA II 2.0 dCi	M9R740, G9T600	08/05 → 12/07	
LAGUNA II 2.2 dCi	G9T600, K9K780	03/01 →	
LAGUNA III 1.5 dCi	K9K780, M4R704	10/07 →	
LAGUNA III 1.6 16V	K4M824	10/07 → 12/15	
LAGUNA III 2.0 16V	M4R704	10/07 → 12/15	
LAGUNA III 2.0 16V Hi-Flex	M4R704, M9R742	10/07 → 12/15	
LAGUNA III 2.0 dCi	M9R742, M9R816	10/07 →	
LAGUNA III 2.0 dCi GT	M9R816, F4R800	03/08 → 12/15	
LAGUNA III 2.0 GT	F4R800, K9K782	03/08 → 12/15	
LATITUDE 1.5 dCi	K9K782, M9R824	07/10 →	
LATITUDE 2.0 16V	M4R746	02/11 →	
LATITUDE 2.0 16V eco2 Flexfuel	M4R746	02/11 →	
LATITUDE 2.0 dCi 130	M9R756	12/13 →	
LATITUDE 2.0 dCi 150	M9R824, M9R804	02/11 →	
LATITUDE 2.0 dCi 175	M9R804, K9K830	05/11 →	
LODGY 1.5 dCi	K9K830, K7M812	07/13 →	
LODGY 1.6	K7M812, D4F732	07/13 →	
LOGAN 1.0	D4D760	12/05 →	
LOGAN 1.2	D4F732, D4F732	11/13 →	
LOGAN 1.2 16V	D4F732	02/06 →	
LOGAN 1.2 16V LPG	D4F732, K9K612	11/13 →	
LOGAN 1.5 dCi	K9K612, H4M438	09/05 →	
LOGAN 1.6	H4M438, M9T870	09/04 →	
LOGAN 1.6 16V	K4M694	12/05 →	
LOGAN 1.6 MPI 85	K7M800	05/10 →	
MASTER II 2.3 dCi	M9T870, G9U632	11/14 →	
MASTER II 2.5 dCi	G9U632, M9T670	01/04 →	
MASTER II 2.5 dCi 100	G9U754	10/03 →	
MASTER II 2.5 dCi 120	G9U754	10/01 →	
MASTER III 2.3 dCi	M9T706	07/15 →	
MASTER III 2.3 dCi 100 FWD	M9T670, M9T692	02/10 →	
MASTER III 2.3 dCi 100 RWD	M9T692, M9T870	02/10 →	
MASTER III 2.3 dCi 110 FWD	M9T870, M9T670	09/14 →	
MASTER III 2.3 dCi 125 FWD	M9T670, M9T686	02/10 →	
MASTER III 2.3 dCi 125 RWD	M9T686, M9T700	02/10 →	
MASTER III 2.3 dCi 130 FWD	M9T704	03/12 →	
MASTER III 2.3 dCi 135 FWD	M9T700, M9T700	07/14 →	
MASTER III 2.3 dCi 135 RWD	M9T700, M9T672	02/14 →	
MASTER III 2.3 dCi 145 FWD	M9T672, M9T700	07/10 →	
MASTER III 2.3 dCi 145 RWD	M9T698	02/10 →	
MASTER III 2.3 dCi 150 FWD	M9T880	10/12 →	
MASTER III 2.3 dCi 150 RWD	M9T880	03/13 →	
MASTER III 2.3 dCi 165 FWD	M9T700, M9T700	07/14 →	
MASTER III 2.3 dCi 165 RWD	M9T700, H5F400	07/14 →	
MASTER III 2.3 dCi 170 FWD	M9T706	07/15 →	
MEGANE II 1.4	K4J730, K4J730	08/03 →	
MEGANE II 1.4 16V	K4J730, K9K722	11/02 → 02/08	
MEGANE II 1.5 dCi	K9K722, K4M760	09/02 → 12/10	
MEGANE II 1.6	K4M760, K4M760	08/03 →	
MEGANE II 1.6 16V	K4M760, M9R700	11/02 →	
MEGANE II 1.6 16V Hi-Flex	K4M856	02/08 → 07/09	
MEGANE II 1.6 Bifuel	K4M788	06/05 → 08/15	
MEGANE II 1.6 Flex-Fuel	K4M856	01/07 → 02/08	
MEGANE II 1.9 dCi	F9Q818	05/05 → 07/09	
MEGANE II 2.0	F4R770	12/06 → 01/11	
MEGANE II 2.0 dCi	M9R700, H5F400	09/05 →	
MEGANE II 2.0 Renault Sport	F4Rt774	05/04 → 10/09	
MEGANE I 1.5 dCi	K9K636, F9Q870	08/03 → 08/15	
MEGANE I 1.6	K4M760	10/03 → 01/06	
MEGANE I 1.6 Bifuel	K4M858	05/09 → 08/15	
MEGANE I 1.9 dCi	F9Q870, K4J730	06/08 → 08/15	
MEGANE I 2.0 16V	F4R720	05/00 →	
MEGANE III 1.2 Tce	H5F400, K9K636	03/12 →	
MEGANE III 1.4 Tce	H4J700	04/09 →	
MEGANE III 1.5 dCi	K9K636, K4M848	11/08 →	
MEGANE III 1.6 16V	K4M848, R9M402	11/08 →	
MEGANE III 1.6 16V Bifuel	K4M866	11/08 →	
MEGANE III 1.6 dCi	R9M402, F9Q870	04/11 →	
MEGANE III 1.9 dCi	F9Q870, M9R610	11/08 →	
MEGANE III 2.0 dCi	M9R610, F4R874	04/09 →	
MEGANE III 2.0 R.S.	F4R874, F4R870	11/08 →	
MEGANE III 2.0 Tce	F4R870, H5H450	11/08 →	
MEGANE III 2.0 Tce 220	F4R874	11/13 →	
MEGANE IV 1.2 Tce 100	H5F408	11/15 →	
MEGANE IV 1.2 Tce 130	H5F408	11/15 →	

RENAULT			
MEGANE IV 1.3 Tce 115	H5H450, H5H450	01/18 →	
MEGANE IV 1.3 Tce 140	H5H450, H5H450	01/18 →	
MEGANE IV 1.3 Tce 160	H5H450, K9K646	01/18 →	
MEGANE IV 1.5 dCi 110	K9K646, K9K656	11/15 →	
MEGANE IV 1.5 dCi 90	K9K656, H4M738	11/15 →	
MEGANE IV 1.6 16V	H4M738, R9M409	11/15 →	
MEGANE IV 1.6 dCi 130	R9M409, H4M738	11/15 →	
MEGANE IV 1.6 SSc	H4M738, D4F742	10/16 →	
MEGANE IV 1.8 RSTce 280	M5P402	10/17 →	
MEGANE CC 1.2 Tce	H5F400, K9K636	09/12 →	
MEGANE CC 1.4 Tce	H4J700	06/10 →	
MEGANE CC 1.5 dCi	K9K636, F9Q870	06/10 →	
MEGANE CC 1.6 16V	K4M858	06/10 →	
MEGANE CC 1.6 16V Hi-Flex	K4M866	06/10 →	
MEGANE CC 1.6 dCi	R9M402	04/11 →	
MEGANE CC 1.9 dCi	F9Q870, F4R870	06/10 →	
MEGANE CC 2.0 dCi	M9R610	06/10 →	
MEGANE CC 2.0 Tce	F4R870, K9K636	06/10 →	
MEGANE CC 2.0 Turbo	F4R874	10/11 →	
MODUS 1.4	K4J770, D4F732	04/06 → 12/13	
MODUS / GRAND MODUS 1.2	D4F740, K4J770	01/08 →	
MODUS / GRAND MODUS 1.2 16V Hi-Flex	D4F742	10/08 →	
MODUS / GRAND MODUS 1.4	K4J770, K9K760	12/04 →	
MODUS / GRAND MODUS 1.5 dCi	K9K760, K4M790	12/04 →	
MODUS / GRAND MODUS 1.5 dCi 90	K9K750	10/10 →	
MODUS / GRAND MODUS 1.6	K4M790, K4J770	12/04 →	
SANDERO 1.2	D4F732	04/15 →	
SANDERO I 1.2 16V	D4F732	11/08 →	
SANDERO I 1.5 dCi	K9K790	04/07 →	
SANDERO I 1.6	K7M710	05/09 →	
SANDERO I 1.6 MPI 85	K7M800	05/10 →	
SANDERO II 1.2 16V	D4F732, K9K612	12/13 →	
SANDERO II 1.2 16V LPG	D4F734	12/13 →	
SANDERO II 1.5 dCi	K9K612, H4M438	12/13 →	
SANDERO II 1.6	H4M438, K4M842	11/13 →	
SANDERO II 1.6 16V	K4M842, K4M812	04/14 →	
SCENIC 1.2 Tce	H5F408	07/14 →	
SCENIC 1.5 dCi	K9K734	06/07 → 11/08	
SCENIC 1.6	K4M812, K4J730	07/07 → 05/09	
SCENIC II 1.4	K4J730, K9K722	06/03 →	
SCENIC II 1.5 dCi	K9K722, K4M782	06/03 →	
SCENIC II 1.6	K4M782, K4M764	06/03 →	
SCENIC II 1.6 16V	K4M764, F9Q803	05/03 →	
SCENIC II 1.6 Hi-Flex	K4M766	03/05 → 07/10	
SCENIC II 1.9 D	F9Q812	06/06 →	
SCENIC II 1.9 dCi	F9Q803, M9R700	06/03 →	
SCENIC II 2.0 16V Turbo	F4R776	05/04 →	
SCENIC II 2.0 dCi	M9R700, H5F400	09/05 →	
SCENIC III 1.2 Tce	H5F400, K9K636	04/12 →	
SCENIC III 1.4 16V	H4J700	02/09 →	
SCENIC III 1.5 dCi	K9K636, K4M866	02/09 →	
SCENIC III 1.6 16V	K4M858	02/09 →	
SCENIC III 1.6 16V Bifuel	K4M866, R9M402	02/09 →	
SCENIC III 1.6 dCi	R9M402, F9Q870	04/11 →	
SCENIC III 1.6 E85	K4M866	02/09 →	
SCENIC III 1.9 dCi	F9Q870, K9K646	02/09 →	
SCENIC IV 1.2 Tce 115	H5F408	09/16 →	
SCENIC IV 1.2 Tce 130	H5F408	09/16 →	
SCENIC IV 1.3 Tce 115	H5H450	01/18 →	
SCENIC IV 1.3 Tce 140	H5H450	01/18 →	
SCENIC IV 1.3 Tce 160	H5H450	01/18 →	
SCENIC IV 1.5 dCi 110	K9K646, K9K646	09/16 →	
SCENIC IV 1.5 dCi 110 Hybrid Assist	K9K646, K9K646	04/17 →	
SCENIC IV 1.5 dCi 95	K9K646, K9K646	09/16 →	
SCENIC IV 1.6 dCi 130	R9M409	09/16 →	
SYMBOL 1.2 LPG [ExtraEU]	D4F734	12/13 →	
TALISMAN 1.5 dCi 110	K9K646, K7J700	11/15 →	
TALISMAN 1.6 dCi 130	R9M409	11/15 →	
THALIA I 1.2i 16V	D4F728	04/04 →	
THALIA I 1.4	K7J700, K9K700	05/00 →	
THALIA I 1.4 16V	K4J713	08/00 →	
THALIA I 1.5 dCi	K9K700, K4M670	01/01 →	
THALIA I 1.6	K4M670, C3G700	01/01 →	
THALIA II 1.5 dCi	K9K612	11/12 → 06/14	
THALIA II 1.6 16V	K4M744	09/08 →	
THALIA III 1.2 16V	D4F732	12/13 →	
THALIA III 1.5 dCi	K9K612	12/13 →	
TRAFIC II 1.9 dCi 80	F9Q760	03/01 →	
TRAFIC II 2.0	F4R722	03/01 →	
TRAFIC II 2.0 16V	F4R820	08/06 →	
TRAFIC II 2.0 dCi 115	M9R630	08/06 →	
TRAFIC II 2.5 dCi	G9U630	08/07 →	
TRAFIC II 2.5 dCi 115	G9U630	02/08 →	
TRAFIC II 2.5 dCi 135	G9U730	03/01 →	

RENAULT			
TRAFIC II 2.5 dCi 145	G9U630	08/06 →	
TRAFIC II 2.5 DTi	G9U730	03/03 → 07/03	
TRAFIC III 1.6 dCi 115	R9M408	05/14 →	
TRAFIC III 1.6 dCi 125	R9M452	07/15 →	
TRAFIC III 1.6 dCi 145	R9M452	07/15 →	
TRAFIC III 1.6 dCi 90	R9M408	05/14 →	
TRAFIC III 1.6 dCi 95	R9M413	07/15 →	
TWINGO I 1.2	C3G700, D4F702	03/93 →	
TWINGO III 1.2 16V	D4F702, D4F764	01/01 → 06/07	
TWINGO II 1.2	D4F780	02/11 → 09/14	
TWINGO II 1.2 16V	D4F764, D4F780	03/07 →	
TWINGO II 1.2 Tce 100	D4F782	02/11 →	
TWINGO II 1.2 Turbo	D4F780, H4D400	03/07 →	
TWINGO II 1.5 dCi	K9K740	03/07 →	
TWINGO III 0.9 Tce 110	H4B401	11/16 →	
TWINGO III 0.9 Tce 90	H4B401	09/14 →	
TWINGO III 1.0 S.Ce 70	D4F400, F4R766	09/14 →	
VEL SATIS 2.0 16V Turbo	F4R766, F4R762	04/04 →	
VEL SATIS 2.0 16V Turbo	F4R762, M9R760	06/02 →	
VEL SATIS 2.0 dCi	M9R760, G9T600	08/05 →	
VEL SATIS 2.2 dCi	G9T600, M281.920	06/02 →	

SMART			
FORFOUR III 0.9	M281.910	11/14 →	
FORFOUR III 1.0	M281.920, M9T702	07/14 →	

VAUXHALL			
MOVANO 2.3 CDTi	M9T702, M9T686	05/10 →	
MOVANO B 2.3 CDTi [RWD]	M9T686, M9T670	07/10 →	
MOVANO B 2.3 CDTi FWD	M9T670, M9T670	05/10 →	
MOVANO B 2.3 CDTi RWD	M9T670, R9M408	05/10 →	
VIVARO 1.6 CDTi	R9M408, K20A6	05/14 →	
VIVARO 2.0 16V	F4R720	08/01 → 12/06	
VIVARO 2.0 ECOTEC	F4R820	08/06 → 07/14	

7.6246



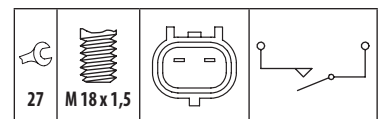
REVERSING LIGHT SWITCHES

Adatt./Suitable:

HONDA
28700-PHR-003
28700-PWL-003
28700-PWL-013

TOYOTA
84545-12010
84545-20020

MARKET DIFFUSION: MEDIUM



HONDA			
ACCORD VII 2.0	K20A6, K24A	02/03 → 08/08	
ACCORD VII 2.0 Trazione integrale	K20A6	02/03 → 05/08	
ACCORD VII 2.2 i-CTDi	N22A1	01/04 → 05/08	
ACCORD VII 2.4	K24A, N22B1	02/03 → 05/08	
ACCORD VIII 2.0 i	R20A3	06/08 →	
ACCORD VIII 2.2 i-DTEC	N22B1, L12A2	07/08 →	
ACCORD VIII 2.4 i	K24Z3	07/08 →	
ACCORD IX 2.4	K24W2	07/14 →	
CITY 1.2	L12A2, L15A1	05/03 →	
CITY 1.3	L13A3	10/05 → 07/08	
CITY 1.4 i-VTEC	L13Z1	09/08 →	
CITY 1.5 FF	L15A1, L14Z5	09/04 → 07/08	
CITY 1.5 i-DSI	L15A2	11/02 →	
CITY 1.5 i-VTEC	L15A7	02/09 →	
CIVIC 1.5 [ExtraEU]	D15Y3	02/03 → 09/05	
CIVIC 1.8 Vtec [ExtraEU]	R18Z1	09/11 →	
CIVIC VII 1.3 IMA	LDA1	10/03 → 09/05	
CIVIC VII 1.4	D14Z5	12/00 → 09/05	
CIVIC VII 1.4 i	D14Z6	02/01 → 09/05	
CIVIC VII 1.4 iS	D14Z5, D15Y2	02/01 → 09/05	
CIVIC VII 1.4i 16V	D14Z6	02/01 →	
CIVIC VII 1.5 i 16V	D15Y2, D16V1	01/01 →	
CIVIC VII 1.6	D16V1, D16V1	02/01 → 09/05	
CIVIC VII 1.6 i	D16V1, D17A5	02/01 → 12/05	
CIVIC VII 1.6i 16V	D		

HONDA			
CIVIC VII 1.6i 16V Vtec	D16V3	04/01	⇒
CIVIC VII 1.7	D17A6	01/00	⇒ 09/05
CIVIC VII 1.7 i	D17A8	05/01	⇒ 12/05
CIVIC VII 1.7 i 16V VTi	D17A5, D17A5	02/01	⇒
CIVIC VII 1.7 i VTEC	D17A5, L13A7	05/01	⇒ 12/05
CIVIC VII 2.0	K20A3	10/03	⇒ 09/05
CIVIC VII 2.0 i Sport	K20A3	09/01	⇒ 09/05
CIVIC VII 2.0 Type-R	K20A2	09/01	⇒ 09/05
CIVIC VIII 1.4	L13A7, R16A1	09/05	⇒
CIVIC VIII 1.6	R16A1, R18A1	09/05	⇒
CIVIC VIII 1.8	R18A1, --	09/05	⇒
CIVIC VIII 1.8 EXS Flex	R18A1	11/06	⇒
CIVIC VIII 2.0	--, K20A4	01/06	⇒
CIVIC VIII 2.0 i-VTEC Type R	K20Z4	03/10	⇒ 12/10
CIVIC VIII 2.2 CTDi	N22A2	09/05	⇒
CIVIC VIII Type R	K20Z4	09/06	⇒
CIVIC IX 1.4 i-VTEC	L13Z4	02/12	⇒
CIVIC IX 1.6 i-DTEC	N16A1	02/13	⇒
CIVIC IX 1.8	R18Z1	02/12	⇒
CIVIC IX 1.8 i-VTEC	R18Z4	02/12	⇒
CIVIC IX 2.0 i-VTEC Type R	K20C1	08/15	⇒
CIVIC IX 2.2 i-DTEC	N22B4	02/12	⇒
CR-V II 2.0	K20A4, K24Z1	09/01	⇒
CR-V II 2.2 CTDi	N22A2	02/05	⇒ 09/06
CR-V II 2.4 Vtec 4WD	K24A1	09/01	⇒ 09/06
CR-V III 2.0 i	R20A2	01/07	⇒
CR-V III 2.0 i 4WD	R20A2	01/07	⇒
CR-V III 2.0 i Vtec [ExtraEU]	R20A9	10/12	⇒
CR-V III 2.2 i-CTDi 4WD	N22A2	01/07	⇒
CR-V III 2.2 i-DTEC 4WD	N22B3	01/07	⇒
CR-V III 2.4	K24Z1	04/07	⇒
CR-V III 2.4 i-Vtec 4WD	K24Z1, LEA1	10/06	⇒
CR-V 1.6 i-DTEC	N16A2	10/13	⇒
CR-V 2.0	R20A9	10/12	⇒
CR-V 2.0 AWD	R20A9	10/12	⇒
CR-V 2.2 i-DTEC AWD	N22B4	10/12	⇒
CR-Z 1.5 Hybrid	LEA1, L12A1	06/10	⇒
FR-V 1.8	R18A1	01/07	⇒
FR-V 2.0	K20A9	02/05	⇒
FR-V 2.2 i CTDi	N22A1	07/05	⇒
INSIGHT 1.0 Hybrid	ECA1	04/00	⇒ 12/06
INSIGHT 1.0 Vtec	ECA1	04/00	⇒ 10/04
JAZZ 1.5 i Vtec [ExtraEU]	L15B3	09/14	⇒
JAZZ 1.2	L12A3	01/04	⇒
JAZZ 1.2 i-DSi	L12A1, L13A1	03/02	⇒ 07/08
JAZZ 1.3	L13A1, L13A1	03/02	⇒ 07/08
JAZZ 1.4	L13A5	04/05	⇒ 07/08
JAZZ 1.4 i-DSi	L13A1, L12B1	12/06	⇒ 10/08
JAZZ 1.5	L15A	04/02	⇒ 07/08
JAZZ 1.5 FF	L15A1	03/02	⇒ 09/07
JAZZ II 1.2	L12A4	01/06	⇒
JAZZ II 1.4	L13A6	01/06	⇒
JAZZ III 1.2	L12B1, L13Z1	07/08	⇒
JAZZ III 1.3	L13B2	09/15	⇒
JAZZ III 1.3 i	L13Z1, B20B	07/08	⇒
JAZZ III 1.4	L13Z1	11/08	⇒
JAZZ III 1.5 i-VTEC	L15A7	07/08	⇒
STREAM 2.0 16V	K20A1	05/01	⇒

TOYOTA

AURIS I 1.4 D-4D	1ND-TV	03/07	⇒ 04/13
AURIS I 1.6	1ZR-FE	05/09	⇒ 09/12
AVENSIS III 2.2 D-4D	2AD-FHV	11/08	⇒
COROLLA IX 1.6	1ZR-FE	11/06	⇒ 07/07
IQ 1.33	1NR-FE	01/09	⇒

7.6247

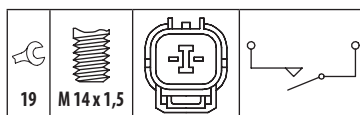


3

REVERSING LIGHT SWITCHES

Adatt./Suitable:

HONDA
35600-PBW-003
LAND ROVER
AMR6666



HONDA

CR-V I 2.0	B20Z1	04/99	⇒ 02/02
CR-V I 2.0 16V 4WD	B20B, B20B3	10/95	⇒ 02/02
CR-V I 2.0 i 16V	B20B3, D16W1	02/97	⇒ 04/99
FR-V 1.7	D17A2	08/04	⇒
HR-V 1.6 16V	D16W1	03/99	⇒
HR-V 1.6 16V 4WD	D16W1, 35D	03/99	⇒
HR-V 1.6i 16V	D16W2	04/99	⇒
STREAM 1.7 16V	D17A2	05/01	⇒

LAND ROVER

DISCOVERY II 4.0 V8 4x4	35D, 199A8.000	11/98	⇒ 06/04
DISCOVERY II 4.6 V8 [USA]	--	01/03	⇒ 06/04

7.6249



1

REVERSING LIGHT SWITCHES

Adatt./Suitable:

ABARTH
71740080

ALFA ROMEO
71740080

CHRYSLER
71740080

CITROËN
2257 56

FIAT
71740022
71740080
73503780

GENERAL MOTORS
91 85 908

LANCIA
71740080

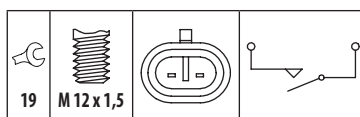
OPEL
12 39 196
30592685
9185908

PEUGEOT
2257 56

SAAB
91 85 908

VAUXHALL
30592685
9185908

MARKET DIFFUSION: HIGH



ABARTH

GRANDE PUNTO 1.4	199A8.000, 844A2.000	12/07	⇒ 12/12
PUNTO EVO 1.4	955A8.000	07/08	⇒ 02/12

ALFA ROMEO

159 1.9 JTDM 16V	939A8.000	09/05	⇒ 11/11
------------------	-----------	-------	---------

ALFA ROMEO

159 1.9 JTDM 8V	939A7.000	09/05	⇒ 11/11
159 2.0 JTDM	844A2.000, 939A3.000	05/09	⇒ 11/11
159 MY2011 1.9 8V JTD	--	01/10	⇒
159 MY2011 2.0 JTD	--	01/10	⇒
159 MY2011 2.2 JTS	--	01/10	⇒
159 MY2011 2.4 JTD	--	01/10	⇒
159 MY2011 3.2 JTS	--	01/10	⇒
BRERA 2.2 JTS	939A5.000	01/06	⇒ 05/11
BRERA 2.4 JTDM 20V	939A3.000, 939A3.000	01/06	⇒ 06/10
BRERA 3.2 JTS	939A.000	03/08	⇒ 06/10
BRERA 3.2 JTS Q4	939A.000	01/06	⇒ 05/11
MITO 1.3 MultiJet	199B8.000	12/13	⇒
MITO 1.4 MultiAir	940A2.000	09/09	⇒
MITO 1.4 Turbo MultiAir	955A8.000	10/09	⇒
MITO 1.6 JTDM	198A2.000	08/08	⇒
SPIDER III 2.2 JTS	939A5.000	03/06	⇒ 03/11
SPIDER III 2.4 JTDM	939A3.000, AHM(DW10FUE)	04/07	⇒ 06/10
SPIDER III 3.2 JTS	939A.000	03/08	⇒ 03/11
SPIDER III 3.2 JTS Q4	939A.000	03/06	⇒ 03/11

CITROËN

JUMPER III 2.0 BlueHdi 110	AHM(DW10FUE), AHN(DW10FUD)	07/15	⇒
JUMPER III 2.0 BlueHdi 130	AHN(DW10FUD), AHP(DW10FUC)	07/15	⇒
JUMPER III 2.0 BlueHdi 130 4x4	AHN(DW10FUD)	04/16	⇒
JUMPER III 2.0 BlueHdi 160	AHP(DW10FUC), 4HG(P22DTE)	07/15	⇒
JUMPER III 2.0 BlueHdi 160 4x4	AHP(DW10FUC)	04/16	⇒
JUMPER III 2.2 Hdi 100	4HV(P22DTE)	04/06	⇒
JUMPER III 2.2 Hdi 110	4HG(P22DTE), 4HH(P22DTE)	07/11	⇒
JUMPER III 2.2 Hdi 120	4HU(P22DTE)	04/06	⇒
JUMPER III 2.2 Hdi 130	4HH(P22DTE), 4HU(P22DTE)	04/06	⇒
JUMPER III 2.2 Hdi 150	4HJ(P22DTE), F300FAP	07/11	⇒
JUMPER III 3.0 Hdi 145	F300FAP, F30DTFAP	07/10	⇒
JUMPER III 3.0 Hdi 155	F30DTFAP, F30DTFAP	07/10	⇒
JUMPER III 3.0 Hdi 160	F30DTFAP, --	09/06	⇒
JUMPER III 3.0 Hdi 180	F30DT	07/11	⇒

FIAT

BRAVO II 1.4 16V	--	04/07	⇒
BRAVO II 1.4 T-Jet	--, --	09/07	⇒
BRAVO II 1.6 D Multijet	--	01/10	⇒
BRAVO II 1.9 D Multijet 8V	--	01/10	⇒
BRAVO II 1.9 D Multijet 16V	--	01/10	⇒
BRAVO II 2.0 D Multijet	--, 939A1.000	09/08	⇒
CROMA II 1.8 16V	939A4.000	12/05	⇒
CROMA II 1.9 D Multijet	939A1.000, F1AE3481G	06/05	⇒
CROMA II 1.9 MJTD	939A1.000	04/06	⇒ 12/11
CROMA II 2.2 16V	194A1.000	06/05	⇒
DUCATO III 110 Multijet 2,3 D	F1AE3481G, 250A1.000	08/06	⇒
DUCATO III 115 Multijet 2,0 D	250A1.000, F1AE0481N	06/11	⇒
DUCATO III 120 Multijet 2,3 D	FPT	07/06	⇒
DUCATO III 120 Multijet 2,3 D 4x4	F1AE0481D	03/10	⇒
DUCATO III 130 Multijet 2,3 D	F1AE0481N, F1CE0441A	07/06	⇒
DUCATO III 140 Natural Power	F1CE0441A, F1AE3481E	04/09	⇒
DUCATO III 150 Multijet 2,3 D	F1AE3481E, F1CE0481D	06/11	⇒
DUCATO III 160 Multijet 3,0 D	F1CE0481D, 199A2.000	07/06	⇒
DUCATO III 180 Multijet 2,3 D	F1AGL411B	12/15	⇒
DUCATO III 180 Multijet 3,0 D	F1CE3481E	06/11	⇒
DUCATO III 2.0	--	01/14	⇒
DUCATO III 2.3	--	01/14	⇒
DUCATO III 3.0	--	01/14	⇒
DUCATO III 3.0 Multijet	F1CE3481N	04/10	⇒ 07/14
GRANDE PUNTO 1.3 JTD Multijet	199A3.000	02/06	⇒ 08/10
GRANDE PUNTO 1.6 Multijet	955A3.000	01/08	⇒ 12/09
GRANDE PUNTO 1.9 JTD	939A7.000	02/06	⇒ 12/12
LINEA 1.6 D Multijet	198A3.000	06/09	⇒
PUNTO III / GRANDE PUNTO 1.3 D Multijet	199A2.000, 199A5.000	10/05	⇒
PUNTO III / GRANDE PUNTO 1.3 JTD	--	01/08	⇒ 09/09
PUNTO III / GRANDE PUNTO 1.4 T-Jet	198A4.000	09/07	⇒
PUNTO III / GRANDE PUNTO 1.9 D Multijet	199A5.000, 199A2.000	10/05	⇒
PUNTO III EVO 1.3 D Multijet	199A2.000, 198A1.000	03/09	⇒
PUNTO III EVO 1.6 D Multijet	955A3.000	10/09	⇒ 02/12
PUNTO III 1.3 D Multijet	199A3.000	01/10	⇒ 02/12

LANCIA

DELTA III 1.4	198A1.000, 198A5.000	09/08	⇒ 08/14
DELTA III 1.6 D Multijet	944A3.000	04/11	⇒ 08/14
DELTA III 1.8	939B1.000	01/09	⇒ 08/14
DELTA III 1.9 D Multijet	844A1.000	01/09	⇒ 08/14
DELTA III 2.0 D Multijet	198A5.000, A14NEL	09/08	⇒ 08/14

OPEL		
ASTRA G 1.4 ECOTEC	A14NEL, A17DTC	10/10 → 10/15
ASTRA G 1.6 ECOTEC	A16LET	10/10 → 10/15
ASTRA G 1.7 CDTi	A17DTC, A14NET	10/10 → 10/15
ASTRA H 1.2	Z12XEP	08/05 → 10/10
ASTRA H 1.4	Z14XEL	04/04 → 10/04
ASTRA H 1.7 CDTi	A17DTR	02/07 → 05/14
ASTRA H 1.8	A18XER	02/07 → 09/12
ASTRA H 2.2	Z22YH	03/04 →
ASTRA J 1.4	A14NET, A14NEL	10/11 →
ASTRA J 1.4 LPG	A14NET	12/11 →
ASTRA J 1.4 Turbo	A14NEL, B16DTH	12/09 →
ASTRA J 1.6 CDTi	A16DTH, A16XHT	02/14 →
ASTRA J 1.6 SIDI	A16XHT, A17DTC	12/12 →
ASTRA J 1.6 Turbo	A16LET	12/09 → 10/15
ASTRA J 1.7 CDTi	A17DTC, A20NFT	09/09 → 10/15
ASTRA J 2.0	A20DTR	04/12 →
ASTRA J 2.0 Biturbo CDTi	A20DTR	09/12 → 10/15
ASTRA J 2.0 CDTi	A20DTH, A12XEL	09/09 →
CORSA D 1.0	Z10XEP	07/06 → 12/10
CORSA D 1.0 ECOTEC	A10XEP	08/06 → 08/14
CORSA D 1.2	A12XEL, A12XEL	07/06 → 08/14
CORSA D 1.2 ECOTEC	A12XEL, A12XER	08/06 → 08/14
CORSA D 1.2 LPG	A12XER, A13DTC	08/06 → 08/14
CORSA D 1.3 CDTi	A13DTC, A14XEL	07/06 → 08/14
CORSA D 1.4	A14XEL, A17DTS	07/06 → 08/14
CORSA D 1.6 Turbo	Z16LEL	05/07 → 08/14
CORSA D 1.7 CDTi	A17DTS, A20DTR	08/06 → 08/14
INSIGNIA 1.4	B18XER	04/11 →
INSIGNIA 1.6 SIDI	B16SHL	12/12 →
INSIGNIA 2.0 Biturbo CDTi	A20DTR, A20DTR	07/08 → 03/17
INSIGNIA 2.0 Biturbo CDTi 4x4	A20DTR, A20DTE	07/08 → 03/17
INSIGNIA 2.0 CDTi	A20DTE, A20DTH	07/08 → 03/17
INSIGNIA 2.0 CDTi 4x4	A20DTH, A20NHT	06/10 → 03/17
INSIGNIA 2.0 E85 Turbo	A20NHT	10/10 → 03/17
INSIGNIA 2.0 FlexFuel	A20NFT	10/10 → 03/17
INSIGNIA 2.0 Turbo	A20NHT, A20NFT	07/08 → 03/17
INSIGNIA 2.0 Turbo 4x4	A20NFT, A28NER	07/08 → 03/17
INSIGNIA 2.8 V6 Turbo 4x4	A28NET	07/08 → 03/17
INSIGNIA 2.8 V6 Turbo OPC 4x4	A28NER, Z18XE	07/09 → 03/17
MERIVA A 1.7 CDTi	A17DTR	09/06 → 05/10
SIGNUM 1.8	Z18XE, Z19DT	05/03 → 12/08
SIGNUM 1.9 CDTi	Z19DT, Z28NEL	04/04 →
SIGNUM 2.0 DTi	Y20DTH	05/03 → 04/04
SIGNUM 2.0 Turbo	Z20NET	05/03 → 12/08
SIGNUM 2.2 direct	Z22YH	05/03 → 09/08
SIGNUM 2.2 DTi	Y22DTR	05/03 → 04/04
SIGNUM 2.2 DTi 16V	Y22DTR	05/03 → 06/08
SIGNUM 2.8	Z28NET	10/06 →
SIGNUM 2.8 V6 Turbo	Z28NEL, Y30DT	09/05 → 12/08
SIGNUM 3.0 V6 CDTi	Y30DT, Z16XE	05/03 → 12/08
SIGNUM 3.2 V6	Z32SE	05/03 → 07/05
VECTRA C 1.6	Z16XE, Z18XE	08/05 → 08/08
VECTRA C 1.6 16V	Z16XE	06/04 → 09/08
VECTRA C 1.8	Z18XE, Z18XE	04/02 → 08/08
VECTRA C 1.8 16V	Z18XE, Z19DT	04/02 → 09/08
VECTRA C 1.9 CDTi	Z19DT, Y22DTR	04/04 → 01/09
VECTRA C 2.0 16V Turbo	Z20NET	03/03 → 08/08
VECTRA C 2.0 DTi	Y20DTH	10/03 → 08/05
VECTRA C 2.0 DTi 16V	Y20DTH	04/02 → 08/06
VECTRA C 2.0 Turbo	Z20NET	10/03 → 08/08
VECTRA C 2.2 16V	Z22SE	04/02 → 12/08
VECTRA C 2.2 DGi	Z22YH	10/03 → 08/08
VECTRA C 2.2 direct	Z22YH	10/03 → 08/08
VECTRA C 2.2 DTi	Y22DTR, Y22DTR	10/03 → 06/08
VECTRA C 2.2 DTi 16V	Y22DTR, Z28NEL	04/02 → 06/08
VECTRA C 2.8 V6 Turbo	Z28NEL, Y30DT	08/05 → 10/08
VECTRA C 2.8 V6 Turbo OPC	Z28NET	09/06 → 08/08
VECTRA C 3.0 CDTi	Y30DT, Y30DT	02/03 → 08/08
VECTRA C 3.0 V6 CDTi	Y30DT, AHN(DW10FUD)	10/03 → 08/08
VECTRA C 3.2 V6	Z32SE	08/02 → 07/06
ZAFIRA B 1.6 CNG Turbo	A16XNT	02/09 → 04/15
ZAFIRA B 1.8	A18XER	07/05 → 04/15

PEUGEOT

BOXER II 2.0 BlueHdi 110	DW10FUE	07/15 →
BOXER II 2.0 BlueHdi 130	AHN(DW10FUD), AHP(DW10FUC)	07/15 →
BOXER II 2.0 BlueHdi 160	AHP(DW10FUC), 4HG(P22DTE)	07/15 →
BOXER II 2.2 Hdi 100	4HV(P22DTE)	04/06 →
BOXER II 2.2 Hdi 110	4HG(P22DTE), 4HH(P22DTE)	03/11 →
BOXER II 2.2 Hdi 120	4HU(P22DTE)	04/06 →
BOXER II 2.2 Hdi 130	4HH(P22DTE), F1CE0481D(F30DT)	03/11 →
BOXER II 2.2 Hdi 150	4HJ(P22DTE)	03/11 →
BOXER II 3.0 Hdi	F1CE0481D(F30DT), F1CE0481D(F30DT)	07/06 →
BOXER II 3.0 Hdi 145	F1CE3481N(F30DTE)	04/10 →

PEUGEOT

BOXER II 3.0 Hdi 160	F1CE0481D(F30DT), F1CE0481D(F30DT)	04/06 →
BOXER II 3.0 Hdi 175	F1CE0481D(F30DT), B207E	03/11 →

SAAB

9-3 1,8t	B207E	09/02 → 02/15
9-3 1,8t BioPower	B207E, Z19DT	01/07 → 02/15
9-3 1.8 i	Z18XE	01/04 → 02/15
9-3 1.8t 2.0	B207E	03/05 → 02/15
9-3 1.9 TiD	Z19DT, B207E	09/04 → 02/15
9-3 1.9 TTiD	Z19DTR	12/07 → 02/15
9-3 2.0	B207L	04/06 → 09/07
9-3 2.0 t	B207E, --	09/02 → 02/15
9-3 2.0 t BioPower	--, B207G	09/02 →
9-3 2.0 t XWD	B207R	06/08 → 02/15
9-3 2.0 T16	B207G, B284	04/06 → 02/15
9-3 2.0 Turbo Performance	B207R	04/04 → 02/15
9-3 2.0 Turbo XWD	B207R	01/08 → 02/15
9-3 2.2 TiD	D223L	09/02 → 02/15
9-3 2.8 Turbo V6	B284, B284L	03/05 →
9-3 2.8 Turbo V6 XWD	B284R	05/08 → 02/15
9-3 2.8 V6 T	B284L, A16XER	03/05 → 02/15
9-5 1.6 Turbo	A16LET	05/10 → 01/12
9-5 2.0 t BioPower	A20NFT	05/10 → 01/12
9-5 2.0 t BioPower XWD	A20NFT	05/10 → 01/12
9-5 2.0 TiD	A20DTH	05/10 → 01/12
9-5 2.0 TTiD	A20DTR	05/10 → 01/12
9-5 2.0 TTiD XWD	A20DTR	05/10 → 01/12
9-5 2.0 Turbo	A20NHT	05/10 → 01/12
9-5 2.0 Turbo XWD	A20NHT	05/10 → 01/12
9-3X 2.0 t BioPower XWD	B207R	02/09 → 12/12

VAUXHALL

ASTRA V 1.2	Z12XEP	08/05 → 10/10
ASTRA V 1.4	Z14XEL	08/04 → 10/10
ASTRA V 1.6	A16XER, A17DTJ	01/04 → 05/09
ASTRA V 1.6 i 16V	Z16XER	10/06 → 08/11
ASTRA V 1.7 CDTi	A17DTJ, Z19DTJ	01/04 → 11/10
ASTRA V 1.8	A18XER	09/05 → 11/10
ASTRA V 1.8 i 16V	A18XER	03/07 → 11/10
ASTRA V 1.9 CDTi	Z19DTJ, A14NEL	08/04 → 03/09
ASTRA Vi 1.4	A14NEL, B16DTH	10/11 →
ASTRA Vi 1.4 Turbo	A14NET	10/10 →
ASTRA Vi 1.6 CDTi	B16DTH, A17DTC	11/13 →
ASTRA Vi 1.6 Turbo	A16LET	12/09 →
ASTRA Vi 1.7 CDTi	A17DTC, A20NFT	12/09 →
ASTRA Vi 2.0 Biturbo CDTi	A20DTR	12/12 →
ASTRA Vi 2.0 CDTi	A20DTH	12/09 →
ASTRA Vi 2.0 VXR	A20NFT, A14XER	04/12 →
CORSA D 1.0	Z10XEP	11/06 → 08/14
CORSA D 1.0 i 12V	A10XEP	06/10 → 08/14
CORSA D 1.2	Z12XEP	11/06 → 08/14
CORSA D 1.2 i 16V	A12XER	11/06 → 08/14
CORSA D 1.3 CDTi	Z13DTH	07/06 → 08/14
CORSA D 1.4	A14XER, A17DTS	07/06 → 08/14
CORSA D 1.7 CDTi	A17DTS, Z13DTH	11/06 → 08/14
CORSAVAN III 1.2	A12XEL	01/10 →
CORSAVAN III 1.3 CDTi	Z13DTH, A20DTC	07/06 →
INSIGNIA 1.6	A16XER	07/08 → 05/17
INSIGNIA 1.6 CDTi	B16DTH	07/15 →
INSIGNIA 1.6 Turbo	A16XHT	07/13 → 05/17
INSIGNIA 1.8	B18XER	07/08 → 05/17
INSIGNIA 2.0 Biturbo CDTi	A20DTR	03/12 → 05/17
INSIGNIA 2.0 Biturbo CDTi 4x4	A20DTR	03/12 → 05/17
INSIGNIA 2.0 CDTi	A20DTC, A20DTH	07/08 → 05/17
INSIGNIA 2.0 CDTi 4x4	A20DTH, A20NFT	07/08 → 05/17
INSIGNIA 2.0 E85 Turbo	A20NHT	09/10 → 05/17
INSIGNIA 2.0 Turbo	A20NFT, A20NFT	07/08 → 05/17
INSIGNIA 2.0 Turbo 4x4	A20NFT, A28NER	07/08 → 05/17
INSIGNIA 2.8 V6 Turbo	A28NET	08/08 → 05/17
INSIGNIA 2.8 V6 Turbo 4x4	A28NET	07/08 → 05/17
INSIGNIA 2.8 VXR	A28NER, Y13DT	07/09 → 05/17
MERIVA I 1.3 CDTi	Y13DT, Z18XE	04/05 → 06/10
MERIVA I 1.7 CDTi	Z17DTR	08/06 → 06/10
SIGNUM 1.8	Z18XE, Z28NEL	06/03 → 05/08
SIGNUM 1.9 CDTi	Z19DT	04/04 → 03/08
SIGNUM 1.9 CDTi 16V	Z19DTH	04/04 → 03/08
SIGNUM 1.9 Turbo	Z19DTL	01/05 → 05/08
SIGNUM 2.0 DTi	Y20DTH	05/03 → 05/08
SIGNUM 2.0 i Turbo	Z20NET	03/03 → 10/08
SIGNUM 2.2 DTi	Y22DTR	05/03 → 05/08
SIGNUM 2.2 i	Z22YH	05/03 → 05/08
SIGNUM 2.8 V6 Turbo	Z28NEL, Z16XE	07/05 → 10/08
SIGNUM 3.0 CDTi	Y30DT	05/03 → 05/08
SIGNUM 3.0 V6 CDTi	Z30DT	07/05 → 06/08
SIGNUM 3.2 V6	Z32SE	05/03 → 05/08
VECTRA C 1.6 16V	Z16XE, Z18XEL	06/04 → 07/08
VECTRA C 1.8	Z18XEL, Z19DT	04/02 → 07/08
VECTRA C 1.8 16V	Z18XE	04/02 → 07/08

VAUXHALL

VECTRA C 1.8 16V Dualfuel	Z18XE	04/02 → 07/08
VECTRA C 1.9 CDTi	Z19DT, Z28NEL	04/02 → 09/08
VECTRA C 1.9 CDTi 16V	Z19DTH	04/04 → 05/09
VECTRA C 2.0 16V Turbo	Z20NET	01/00 → 10/08
VECTRA C 2.0 DTi 16V	Y20DTH	04/02 → 10/08
VECTRA C 2.2 16V	Z22SE	01/02 → 10/08
VECTRA C 2.2 direct	Z22YH	01/02 → 10/08
VECTRA C 2.2 DTi 16V	Y22DTR	04/02 → 10/08
VECTRA C 2.8 V6 Turbo	Z28NEL, A16XNT	08/05 → 05/09
VECTRA C 3.0 CDTi	Z30DT	08/05 → 07/08
VECTRA C 3.0 V6 CDTi	Y30DT	06/03 → 08/05
VECTRA C 3.2 V6	Z32SE	08/02 → 07/08
ZAFIRA A 1.6 CNG	Z16YNG	09/01 → 06/05
ZAFIRA B 1.6 CNG	Z16YNG	07/05 → 11/14
ZAFIRA B 1.6 CNG Turbo	A16XNT, Z19DTH	02/09 → 11/14
ZAFIRA B 1.9 CDTi	Z19DTH, F6F	07/05 → 11/14

7.6250

3

REVERSING LIGHT SWITCHES

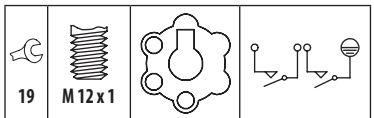
Adatt./Suitable:

FORD

1 551 610
6 159 370
6 177 482
6 548 268
87DT-7A247-AIA
92DT-7A247-AA

Eliminated on 13-03-2017. Please verify the availability through our local distributors

- Eliminato il 13-03-2017. Verificare la disponibilità presso i nostri distributori
- Éliminé le 13-03-2017. Vérifier la disponibilité auprès de nos distributeurs sur place
- Am 13-03-2017 gestrichen. Evtl. Verfügbarkeit bitte bei unseren Händlern prüfen
- Eliminado en fecha 13-03-2017. Verificar la disponibilidad a través de nuestros distribuidores locales



FORD

ESCORT IV 1.4	F6F, J4B	07/90 → 12/94
ESCORT IV 1.8 D	RTH	07/90 → 12/94
ESCORT IV 1.8 TD	RFD	10/98 → 07/00
ESCORT V 1.3	J4B, F4B	07/90 → 01/95
ESCORT V 1.4	F4B, LJF	07/90 → 01/95
ESCORT V 1.4 i	F4B	07/93 → 01/95
ESCORT V 1.6	LJF, L1E	07/90 → 12/92
ESCORT V 1.6 16V XR3i	L1E	12/92 → 01/95
ESCORT V 1.6 i 16V	L1E, RDA	09/92 → 01/95
ESCORT V 1.8 16V	RDA	02/92 → 12/92
ESCORT V 1.8 16V XR3i	RDA, RTE	02/92 → 01/95
ESCORT V 1.8 D	RTE, RDA	07/90 → 01/95
ESCORT V 1.8 i 16V	RDA, RFD	09/92 → 01/95
ESCORT V 1.8 TD	RFD, RDA	02/93 → 01/95
ESCORT V 1.8 XR3i 16V 4x4	RDA, BL13H-JBE	08/93 → 01/95
ESCORT V RS 2000	N7A	05/91 → 12/92
ESCORT V RS Cosworth 4x4	N5F	09/92 → 01/95
ESCORT VI 1.3	BL13H-JBE, F4B	01/95 → 02/99
ESCORT VI 1.4	F4B, G6A	01/95 → 12/99
ESCORT VI 1.8 D	RTF	01/95 → 12/96
ESCORT VI 1.8 TD	RFD	01/95 → 07/00
FIESTA III 1.0	TLB	03/89 → 12/95
FIESTA III 1.1	G6A, J6B	03/89 → 12/95
FIESTA III 1.3	J6B, LJC	03/89 → 02/96
FIESTA III 1.3 Cat	J6B	05/91 → 01/97
FIESTA III 1.4	F6E	03/89 → 12/95
FIESTA III 1.4 Cat	F4A	03/89 → 12/95
FIESTA III 1.6 i 16V	L1G	01/94 → 12/95
FIESTA III 1.6 Turbo	L1G	03/90 → 10/92
FIESTA III 1.6 XR2i	LJC, RTC	03/89 → 01/94
FIESTA III 1.8 D	RTC, BL13H-JBE	03/89 → 02/96
ORION II 1.3	BL13H-JBE, F6F	07/90 → 12/94
ORION II 1.4	F6F, LUJ	07/90 → 12/93
ORION II 1.6	LUJ, HL16EFI-LJE	07/90 → 12/92
ORION II 1.6 i	HL16EFI-LJE, L1E	07/90 → 09/92
ORION II 1.6 i 16V	L1E, RTE	07/92 → 12/93

FORD			
ORION II 1.8 D	RTE, RDA	11/90 ⇒ 12/93	
ORION II 1.8 i 16V	RDA, RFD	01/92 ⇒ 12/93	
ORION II 1.8 TD	RFD, N9B	03/92 ⇒ 12/93	
SCORPIO I 2.0 i	N9B, SCB	04/85 ⇒ 09/94	
SCORPIO I 2.4 i	ARC	09/86 ⇒ 09/88	
SCORPIO I 2.5 D	STR	12/85 ⇒ 02/92	
SCORPIO I 2.5 TD	SCB, 4HA	06/88 ⇒ 09/94	
SIERRA II 2.0 i	N9B	06/89 ⇒ 02/93	
TRANSIT II 1.6	LAC, N6TS	09/85 ⇒ 07/94	
TRANSIT II 2.0	N6TS, NAW	09/85 ⇒ 09/94	
TRANSIT II 2.0 Cat	N6T	11/85 ⇒ 09/92	
TRANSIT II 2.0 EFI	--	08/91 ⇒ 08/94	
TRANSIT II 2.0 i	NCA	09/91 ⇒ 07/94	
TRANSIT II 2.0 L	NAW, 4AB	10/85 ⇒ 03/91	
TRANSIT II 2.5 D	4AB, --	12/85 ⇒ 09/92	
TRANSIT II 2.5 DI	--, 4EA	09/88 ⇒ 03/00	
TRANSIT II 2.5 TD	4EA, 4EB	05/91 ⇒ 07/00	
TRANSIT II 2.5 TDI	4EB, 4FA	06/94 ⇒ 03/00	
TRANSIT 2.5 TD	4HA, LAC	08/94 ⇒ 09/00	
TRANSIT 2.5 TDDi	4ED	12/98 ⇒ 06/00	
TRANSIT TOURNEO 2.4 D	4HA	08/94 ⇒ 06/00	
TRANSIT TOURNEO 2.5 DI	4FA, 4EB	11/94 ⇒ 12/00	
TRANSIT TOURNEO 2.5 TD	4EB, M166.940	11/94 ⇒ 12/00	

MERCEDES-BENZ			
CLASSE A I A 210	M166.995	12/01 ⇒ 08/04	
CLASSE A II A 150	M266.920	09/04 ⇒ 06/12	
CLASSE A II A 160	M266.920	04/09 ⇒ 06/12	
CLASSE A II A 160 CDI	OM640.942	09/04 ⇒ 06/12	
CLASSE A II A 170	M266.940	09/04 ⇒ 06/12	
CLASSE A II A 180	M266.940	04/09 ⇒ 06/12	
CLASSE A II A 200	M266.960	09/04 ⇒ 06/12	
CLASSE B I B 150	M266.920	03/05 ⇒ 11/11	
CLASSE B I B 160	M266.920	04/09 ⇒ 11/11	
CLASSE B I B 170	M266.940	03/05 ⇒ 11/11	
CLASSE B I B 170 NGT	266960NGT, 266960NGT	04/08 ⇒ 11/11	
CLASSE B I B 180	M266.940	04/09 ⇒ 11/11	
CLASSE B I B 180 NGT	266960NGT, OM611.962	04/08 ⇒ 11/11	
CLASSE B I B 200	M266.960	03/05 ⇒ 11/11	

MERCEDES-BENZ			
CLASSE CLC CLC 180 Kompressor	M271.940, OM646.962	05/08 ⇒ 06/11	
CLASSE CLC CLC 200 CDI	OM646.962, M271.940	05/08 ⇒ 06/11	
CLASSE CLC CLC 200 Kompressor	M271.957	05/08 ⇒ 06/11	
CLASSE CLC CLC 220 CDI	OM646.962	05/08 ⇒ 06/11	
CLASSE CLC CLC 230	M272.920	05/08 ⇒ 06/11	
CLASSE CLK I 200 Kompressor	M111.956	06/00 ⇒ 06/02	
CLASSE CLK I 230 Kompressor	M111.982	06/00 ⇒ 06/02	
CLASSE CLK II 200 CGI	M271.942	07/03 ⇒ 05/09	
CLASSE CLK II 200 Kompressor	M271.940, OM612.962	09/02 ⇒ 05/09	
CLASSE CLK II 220 CDI	OM646.966	01/05 ⇒ 05/09	
CLASSE CLK II 240	M112.912	06/02 ⇒ 05/09	
CLASSE CLK II 270 CDI	OM612.962, M271.940	10/02 ⇒ 05/09	
CLASSE CLK II 280	M272.940	01/05 ⇒ 05/09	
CLASSE CLK II 320 CDI	OM642.910	01/05 ⇒ 05/09	
CLASSE CLK II 350	M272.960	01/05 ⇒ 05/09	
CLASSE CLK II CLK 200 CGI	M271.942	07/03 ⇒ 03/10	
CLASSE CLK II CLK 200 Kompressor	M271.940, OM647.961	02/03 ⇒ 03/10	
CLASSE CLK II CLK 240	M112.912	02/03 ⇒ 03/10	
CLASSE CLK II CLK 280	M272.940	01/05 ⇒ 03/10	
CLASSE CLK II CLK 320 CDI	OM642.910	03/05 ⇒ 03/10	
CLASSE CLK II CLK 350	M272.960	01/05 ⇒ 03/10	
CLASSE E II E 200 CDI	OM611.961, M111.947	06/98 ⇒ 03/02	
CLASSE E II E 200 Kompressor	M111.957	08/00 ⇒ 03/02	
CLASSE E II E 200 T	M111.942	06/96 ⇒ 08/00	
CLASSE E II E 200 T Kompressor	M111.947, OM611.961	08/00 ⇒ 03/03	
CLASSE E II E 220 CDI	OM611.961	07/99 ⇒ 03/02	
CLASSE E II E 220 T CDI	OM611.961, M112.911	06/98 ⇒ 07/99	
CLASSE E II E 240	M112.911, M112.911	08/00 ⇒ 03/02	
CLASSE E II E 240 T	M112.911, OM612.961	08/00 ⇒ 03/03	
CLASSE E II E 270 CDI	OM612.961	07/99 ⇒ 03/02	
CLASSE E II E 270 T CDI	OM612.961, OM646.820	02/00 ⇒ 03/03	
CLASSE E II E 280	M112.921	12/96 ⇒ 03/02	
CLASSE E II E 280 4-matic	M112.921	12/96 ⇒ 03/02	
CLASSE E II E 280 T	M112.921	12/96 ⇒ 03/03	
CLASSE E II E 280 T 4-matic	M112.921	12/96 ⇒ 03/03	
CLASSE E III E 200 CDI	OM646.820, M271.941	07/02 ⇒ 07/09	
CLASSE E III E 200 Kompressor	M271.941, 271941NGT	11/02 ⇒ 07/09	
CLASSE E III E 200 NGT	271941NGT, OM646.821	03/04 ⇒ 12/08	
CLASSE E III E 200 T Kompressor	M271.941	03/03 ⇒ 07/09	
CLASSE E III E 220 CDI	OM646.821, OM646.821	03/02 ⇒ 07/09	
CLASSE E III E 220 T CDI	OM646.821, M271.820	03/03 ⇒ 07/09	
CLASSE E III E 230	M272.922	09/07 ⇒ 12/08	
CLASSE E III E 230 T	M272.922	05/07 ⇒ 07/09	
CLASSE E III E 240	M112.913	03/02 ⇒ 12/08	
CLASSE E III E 240 T	M112.913	03/03 ⇒ 07/09	
CLASSE E III E 250	M272.922	09/07 ⇒ 12/08	
CLASSE E III E 270 CDI	OM647.961	03/02 ⇒ 12/08	
CLASSE E III E 270 T CDI	OM647.961	03/03 ⇒ 07/09	
CLASSE E III E 280	M272.943	03/05 ⇒ 12/08	
CLASSE E III E 280 CDI	OM642.920	03/05 ⇒ 12/08	
CLASSE E III E 280 T	M272.943	03/05 ⇒ 07/09	
CLASSE E III E 280 T CDI	OM642.920	03/05 ⇒ 07/09	
CLASSE E III E 300	M272.943	03/05 ⇒ 12/08	
CLASSE E III E 350	M272.964	03/05 ⇒ 12/08	
CLASSE E III E 350 T	M272.964	03/05 ⇒ 07/09	
CLASSE E IV E 180	M274.910	12/12 ⇒	
CLASSE E IV E 200	M274.920	11/12 ⇒	
CLASSE E IV E 200 CDI / BlueTEC	OM651.925	01/09 ⇒	
CLASSE E IV E 200 CGI	M271.820, 274920NGT	08/09 ⇒	
CLASSE E IV E 200 NGT	274920NGT, M272.923	07/13 ⇒	
CLASSE E IV E 220 BlueTEC	OM651.911	05/14 ⇒	
CLASSE E IV E 220 BlueTEC 4-matic	OM651.924	12/14 ⇒	
CLASSE E IV E 220 CDI	OM651.911	01/09 ⇒	
CLASSE E IV E 220 CDI / BlueTEC	OM651.924	01/09 ⇒	
CLASSE E IV E 220 CDI / BlueTEC / d	OM651.911	01/10 ⇒	
CLASSE E IV E 220 CDI / d	OM651.911	01/10 ⇒	
CLASSE E IV E 250	M272.923, OM642.850	01/10 ⇒	
CLASSE E IV E 250 BlueTEC	OM651.911	01/09 ⇒	
CLASSE E IV E 250 CDI / BlueTEC	OM651.924	01/09 ⇒	
CLASSE E IV E 250 CDI / BlueTEC / d	OM651.911	01/09 ⇒	
CLASSE E IV E 250 CGI	M271.860	01/09 ⇒	
CLASSE E IV E 300	M272.952	01/09 ⇒	
CLASSE E IV E 300 BlueTEC	OM642.852	03/11 ⇒	
CLASSE E IV E 300 CDI	OM642.850, OM642.850	12/09 ⇒	
CLASSE E IV E 300 CDI / BlueTEC	OM642.850, OM642.850	11/09 ⇒	
CLASSE E IV E 350 BlueTEC	OM642.850, OM642.850	01/09 ⇒	

7.6251



3

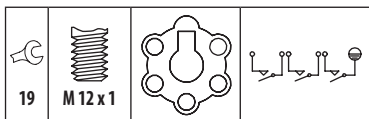
REVERSING LIGHT SWITCHES

Adatt./Suitable:

FORD
6 321 230
86GT-7A247-AA

⁰³ Supplied until depletion

- Fornibile fino ad esaurimento delle scorte
- Fourni jusqu'à épuisement du stock
- Lieferbar solange vorrat reicht
- Suministrado hasta el stock termina



19

M 12 x 1

FORD USA			
EXPLORER 4.0 V6 4WD	--	01/93 ⇒ 12/94	

7.6252



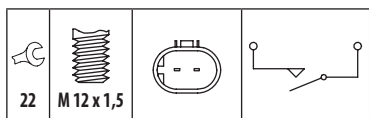
1

REVERSING LIGHT SWITCHES

Adatt./Suitable:

MERCEDES-BENZ
A 168 545 00 14
A 168 545 01 14

MARKET DIFFUSION: MEDIUM



22

M 12 x 1,5

MERCEDES-BENZ			
B-SERIES B150 BlueEFFICIENCY	M266.920	01/09 ⇒ 11/11	
CLASSE A I A 140	M166.940, OM668.940	01/01 ⇒ 08/04	
CLASSE A I A 160	M166.960	07/97 ⇒ 08/04	
CLASSE A I A 160 CDI	OM668.940, OM668.940	02/01 ⇒ 08/04	
CLASSE A I A 170 CDI	OM668.940, 266960NGT	02/01 ⇒ 08/04	
CLASSE A I A 190	M166.990	03/99 ⇒ 08/04	

7.6253



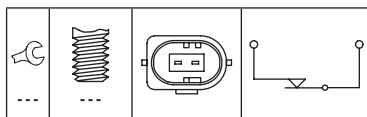
3,5

REVERSING LIGHT SWITCHES

Adatt./Suitable:

INFINITI
32005-HG00A
MERCEDES-BENZ
A 203 545 01 06

MARKET DIFFUSION: HIGH



INFINITI			
Q50 50 D	OM651	04/13 ⇒	
MERCEDES-BENZ			
CLASSE C II C 160 Kompressor	M271.921	05/02 ⇒ 05/08	
CLASSE C II C 180	M111.951	10/00 ⇒ 05/02	
CLASSE C II C 180 Kompressor	M271.946	05/02 ⇒ 05/08	
CLASSE C II C 200 CDI	OM611.962, M111.955	09/00 ⇒	
CLASSE C II C 200 CGI	M271.942	03/03 ⇒ 05/08	
CLASSE C II C 200 Kompressor	M111.955, OM611.962	05/00 ⇒ 05/08	
CLASSE C II C 220 CDI	OM611.962, M111.981	05/00 ⇒ 05/08	
CLASSE C II C 230	M272.920	01/05 ⇒ 05/08	
CLASSE C II C 230 Kompressor	M111.981, M271.820	03/01 ⇒ 05/08	
CLASSE C II C 240	M112.912	05/00 ⇒ 08/07	
CLASSE C II C 270 CDI	OM612.962	12/00 ⇒ 08/07	
CLASSE C II C 280	M272.940	01/05 ⇒ 08/07	
CLASSE C II C 320	M112.946	05/00 ⇒ 05/08	
CLASSE C II C 320 CDI	OM642.910	01/05 ⇒ 08/07	
CLASSE C II C 350	M272.960	01/05 ⇒ 05/08	
CLASSE C III C 180	M271.820, M271.820	06/11 ⇒	
CLASSE C III C 180 CDI	OM651.913	01/11 ⇒ 08/14	
CLASSE C III C 180 CGI	M271.820, M271.820	01/07 ⇒ 08/14	
CLASSE C III C 180 Kompressor	M271.820, OM646.811	01/07 ⇒ 08/14	
CLASSE C III C 200	M271.820	05/11 ⇒ 01/14	
CLASSE C III C 200 CDI	OM646.811, M271.820	01/07 ⇒ 01/14	
CLASSE C III C 200 CGI	M271.820, M271.820	08/07 ⇒	
CLASSE C III C 200 Kompressor	M271.820, OM646.811	08/07 ⇒ 08/14	
CLASSE C III C 220 CDI	OM646.811, OM642.830	01/07 ⇒	
CLASSE C III C 220 CDI 4-matic	OM651.912	02/13 ⇒ 08/14	
CLASSE C III C 230	M272.921	01/07 ⇒ 08/14	
CLASSE C III C 230 4-matic	M272.911	07/07 ⇒ 01/14	
CLASSE C III C 250	M272.921	01/07 ⇒	
CLASSE C III C 250 4-matic	M272.911	07/07 ⇒	
CLASSE C III C 250 CDI	OM651.911	08/08 ⇒	
CLASSE C III C 250 CGI	M271.860	07/09 ⇒ 08/14	
CLASSE C III C 280	M272.947	01/07 ⇒ 08/14	
CLASSE C III C 300	M272.947	08/07 ⇒ 08/14	
CLASSE C III C 320 CDI	OM642.960	01/07 ⇒ 08/14	
CLASSE C III C 350 CDI	OM642.830, M271.911	08/07 ⇒ 08/14	
CLASSE CLC CLC 160	M271.911, M271.940	02/09 ⇒ 06/11	

MERCEDES-BENZ		
CLASSE E IV E 350 CDI	OM642.850, OM651.913	01/09 →
CLASSE E E 220 CDI	OM646.961	10/03 → 07/06
CLASSE E E 270 CDI	OM647.961, OM611.961	03/03 → 07/09
CLASSE GLK 200	M274.920	08/13 → 06/15
CLASSE GLK 200 CDI	OM651.913, M271.944	07/10 → 06/15
CLASSE GLK 220 CDI	OM651.916	12/08 → 06/15
CLASSE GLK 250	M274.920	08/13 → 06/15
CLASSE M I ML 270 CDI	OM612.963	12/99 → 06/05
CLASSE SL V 350	M112.973	03/03 → 01/12
CLASSE SLC 200	M274.920	01/16 →
CLASSE SLK I 200 Kompressor	M111.958	03/00 → 04/04
CLASSE SLK I 230 Kompressor	M111.983	03/00 → 04/04
CLASSE SLK I 320	M112.947	03/00 → 04/04
CLASSE SLK II 200 Kompressor	M271.944, M272.963	03/04 → 02/11
CLASSE SLK II 280	M272.942	01/05 → 02/11
CLASSE SLK II 300	M272.942	04/09 → 02/11
CLASSE SLK II 350	M272.963, OM646.982	06/04 → 02/11
CLASSE SLK III 200	M274.920	04/15 →
CLASSE SLK III 250	M271.861	02/11 →
CLASSE SLK III 250 CDI / d	OM651.980	01/12 →
CLASSE SLK III 300	M274.920	07/15 →
CLC-SERIES CLC250 [ExtraEU]	M272.920	06/09 → 06/11
C-SERIES C160 Kompressor	M271.921	06/02 → 07/06
C-SERIES C200 CDI/CDi BlueEFFICIENCY	OM651.913	01/10 → 01/14
E-SERIES E180	M274.910	08/13 → 12/15
E-SERIES E300 BlueTec/CDi BlueEFFICIENCY	OM642.852	03/10 → 12/16
SLK-SERIES SLK200 -/ BlueEFFICIENCY	M271.861	01/11 →
SLK-SERIES SLK200 CNG	274920CNG	04/15 →
SLK-SERIES SLK200 Flexfuel	M274.920	04/15 →
SPRINTER I 214 NGT	M111.984	02/95 → 05/06
SPRINTER I 314 NGT	M111.984	02/95 → 05/06
SPRINTER I 416 CDI	OM612.981	04/00 → 05/06
VIANO CDI 2.0	OM646.982, OM646.982	09/03 →
VIANO CDI 2.0 4-matic	OM646.982, OM646.980	07/05 →
VIANO CDI 2.2	OM646.980, Z18XE	09/03 →
VIANO CDI 2.2 4-matic	OM646.982	07/05 →
VIANO CDI 3.0	OM642.990	03/06 →

7.6254



1

REVERSING LIGHT SWITCHES

Adatt./Suitable:

GENERAL MOTORS
24 459 626

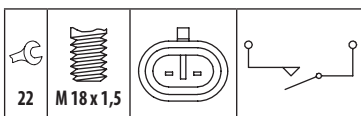
OPEL
12 39 252
24 459 626

SAAB
24 459 626

VAUXHALL
24 459 626
¹²⁶⁷ Seal coating on thread

- Rivestimento sigillante sulla filettatura
- Revêtement de scellement sur le filetage
- Beschichtungsmasse am Gewinde
- Revestimiento impermeabilizante en la rosca

MARKET DIFFUSION: MEDIUM



OPEL		
SIGNUM 1.8	Z18XE, Z19DT	05/03 → 12/08
SIGNUM 1.9 CDTI	Z19DT, Z28NEL	04/04 →
SIGNUM 2.0 DTI	Y20DTH	05/03 → 04/04
SIGNUM 2.0 Turbo	Z20NET	05/03 → 12/08
SIGNUM 2.2 direct	Z22YH	05/03 → 09/08
SIGNUM 2.2 DTI	Y22DTR	05/03 → 04/04
SIGNUM 2.2 DTI 16V	Y22DTR	05/03 → 06/08
SIGNUM 2.8	Z28NET	10/06 →
SIGNUM 2.8 V6 Turbo	Z28NEL, Y30DT	09/05 → 12/08
SIGNUM 3.0 V6 CDTI	Y30DT, Z16XE	05/03 → 12/08
SIGNUM 3.2 V6	Z32SE	05/03 → 07/05
VECTRA C 1.6	Z16XE, Z18XE	08/05 → 08/08
VECTRA C 1.6 16V	Z16XE	06/04 → 09/08
VECTRA C 1.8	Z18XE, Z18XE	04/02 → 08/08

OPEL		
VECTRA C 1.8 16V	Z18XE, Z19DT	04/02 → 09/08
VECTRA C 1.9 CDTI	Z19DT, Y22DTR	04/04 → 01/09
VECTRA C 2.0 16V Turbo	Z20NET	03/03 → 08/08
VECTRA C 2.0 DTI	Y20DTH	10/03 → 08/05
VECTRA C 2.0 DTI 16V	Y20DTH	04/02 → 08/06
VECTRA C 2.0 Turbo	Z20NET	10/03 → 08/08
VECTRA C 2.2 16V	Z22SE	04/02 → 12/08
VECTRA C 2.2 DGi	Z22YH	10/03 → 08/08
VECTRA C 2.2 direct	Z22YH	10/03 → 08/08
VECTRA C 2.2 DTI	Y22DTR, Y22DTR	10/03 → 06/08
VECTRA C 2.2 DTI 16V	Y22DTR, Z28NEL	04/02 → 06/08
VECTRA C 2.8 V6 Turbo	Z28NEL, Y30DT	08/05 → 10/08
VECTRA C 3.0 CDTI	Y30DT, Y30DT	02/03 → 08/08
VECTRA C 3.0 V6 CDTI	Y30DT, B207E	10/03 → 08/08
VECTRA C 3.2 V6	Z32SE	08/02 → 07/06

SAAB		
9-3 1,8t	B207E	09/02 → 02/15
9-3 1,8t BioPower	B207E, Z19DT	01/07 → 02/15
9-3 1.8 i	Z18XE	01/04 → 02/15
9-3 1.8t 2.0	B207E	03/05 → 02/15
9-3 1.9 TiD	Z19DT, B207E	09/04 → 02/15
9-3 1.9 TiD	Z19DTR	12/07 → 02/15
9-3 2.0	B207L	04/06 → 09/07
9-3 2.0 t	B207E, --	09/02 → 02/15
9-3 2.0 t BioPower	--, B207G	09/02 →
9-3 2.0 t XWD	B207R	06/08 → 02/15
9-3 2.0 T16	B207G, B284E	04/06 → 02/15
9-3 2.0 Turbo Performance	B207R	04/04 → 02/15
9-3 2.0 Turbo XWD	B207R	01/08 → 02/15
9-3 2.2 TiD	D223L	09/02 → 02/15
9-3 2.8 Turbo V6	B284E, B284L	03/05 → 02/15
9-3 2.8 V6 T	B284L, Z18XE	03/05 → 02/15
9-3X 2.0 t BioPower XWD	B207R	02/09 → 12/12

VAUXHALL		
SIGNUM 1.8	Z18XE, Z16XE	06/03 → 05/08
SIGNUM 1.9 CDTI	Z19DT	04/04 → 03/08
SIGNUM 1.9 CDTI 16V	Z19DTH	04/04 → 03/08
SIGNUM 1.9 Turbo	Z19DTL	01/05 → 05/08
SIGNUM 2.0 DTI	Y20DTH	05/03 → 05/08
SIGNUM 2.0 i Turbo	Z20NET	03/03 → 10/08
SIGNUM 2.2 DTI	Y22DTR	05/03 → 05/08
SIGNUM 2.2 i	Z22YH	05/03 → 05/08
SIGNUM 2.8 V6 Turbo	Z28NEL	07/05 → 05/08
SIGNUM 3.0 CDTI	Y30DT	05/03 → 05/08
SIGNUM 3.0 V6 CDTI	Z30DT	07/05 → 06/08
SIGNUM 3.2 V6	Z32SE	05/03 → 05/08
VECTRA C 1.6 16V	Z16XE, Z18XEL	06/04 → 07/08
VECTRA C 1.8	Z18XEL, Z19DT	04/02 → 07/08
VECTRA C 1.8 16V	Z18XE	04/02 → 07/08
VECTRA C 1.9 CDTI	Z19DT, Z28NEL	04/02 → 09/08
VECTRA C 1.9 CDTI 16V	Z19DTH	04/04 → 05/09
VECTRA C 2.0 16V Turbo	Z20NET	01/00 → 10/08
VECTRA C 2.0 DTI 16V	Y20DTH	04/02 → 10/08
VECTRA C 2.2 16V	Z22SE	01/02 → 10/08
VECTRA C 2.2 direct	Z22YH	01/02 → 10/08
VECTRA C 2.2 DTI 16V	Y22DTR	04/02 → 10/08
VECTRA C 2.8 V6 Turbo	Z28NEL, 10P	08/05 → 05/09
VECTRA C 3.0 CDTI	Z30DT	08/05 → 07/08
VECTRA C 3.0 V6 CDTI	Y30DT	06/03 → 08/05
VECTRA C 3.2 V6	Z32SE	08/02 → 07/08

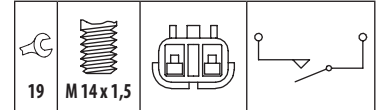
7.6255



1

REVERSING LIGHT SWITCHES

Adatt./Suitable:

LAND ROVER
IGM500011


LAND ROVER		
DEFENDER 2.25	--	01/87 →
DEFENDER 2.5 90, 110	--	08/90 → 09/01
DEFENDER 2.5 90, 110 D	--	08/90 →
DEFENDER 2.5 90, 110 Diesel Turbo	--	08/90 →
DEFENDER 2.5 90, 110 TDI	--	08/98 →
DEFENDER 2.5 Td5 4x4	10P, 11L	06/98 → 02/16
DEFENDER 2.5 TDI 4x4	11L, 35D	08/90 → 12/01
DEFENDER 2.8 90, 110	--	09/00 →
DEFENDER 3.5 V8 90, 110	--	08/90 → 12/98
DEFENDER 4.0i V8	--	09/95 → 12/01
DISCOVERY II 4.0 V8 4x4	35D, AFB	11/98 → 06/04
DISCOVERY II 4.6 V8 [USA]	--	01/03 → 06/04

7.6256



1

REVERSING LIGHT SWITCHES

Adatt./Suitable:

AUDI
01E 941 521 A
01E 941 521 B

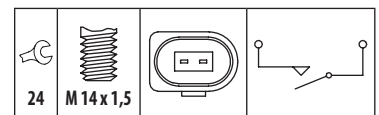
PORSCHE
01E 941 521 A
01E 941 521 B

SEAT
01E 941 521 B

SKODA
01E 941 521 A
01E 941 521 B

VW
01E 941 521 A
01E 941 521 B

MARKET DIFFUSION: HIGH



AUDI		
A4 II 1.8 T	AMB, AMB	07/01 → 12/04
A4 II 1.8 T quattro	AMB, AVF	07/01 → 03/09
A4 II 1.9 TDI	AVF, BPW	11/00 → 12/04
A4 II 1.9 TDI quattro	AVF	11/01 → 12/04
A4 II 2.0 TDI	BPW, BWE	01/06 → 03/09
A4 II 2.0 TFSI 16V	BWE, AMM	01/06 → 03/09
A4 II 2.0 TFSI quattro	BWT	11/05 → 03/09
A4 II 2.4	AMM, AYM	09/01 → 12/05
A4 II 2.5 TDI	AYM, AKE	08/01 → 12/05
A4 II 2.5 TDI quattro	AKE, ASN	11/00 → 12/04
A4 II 3.0	ASN, ASN	11/00 → 12/05
A4 II 3.0 quattro	ASN, ASB	11/00 → 12/05
A4 II 3.0 TDI quattro	ASB, BKE	01/06 → 03/09

AUDI		
A4 I 3.2 FSI quattro	AUK	01/06 ⇒ 03/09
A4 II RS4 quattro	BNS	06/06 ⇒ 03/09
A4 II S4 quattro	BBK	03/03 ⇒ 03/09
A4 I 2.5 TDI	AFB, AFB	09/97 ⇒ 09/01
A4 I 2.5 TDI quattro	AFB, ASJ	09/97 ⇒ 09/01
A4 I RS4 quattro	ASJ, AGB	05/00 ⇒ 09/01
A4 I S4 quattro	AGB, AMB	09/97 ⇒ 09/01
A4 III 1.8 T quattro	BFB	11/04 ⇒ 06/08
A4 III 1.9 TDI	BKE, BNA	11/04 ⇒ 06/08
A4 III 2.0 TDI	BNA, BLB	11/04 ⇒ 06/08
A4 III 2.0 TDI 16V	BLB, BPW	11/04 ⇒ 06/08
A4 III 2.0 TDI quattro	BPW, BGB	01/06 ⇒ 06/08
A4 III 2.0 TFSI	BGB, BGB	11/04 ⇒ 06/08
A4 III 2.0 TFSI quattro	BGB, BPP	11/04 ⇒ 06/08
A4 III 2.5 TDI	BDG	11/04 ⇒ 05/06
A4 III 2.7 TDI	BPP, ASB	11/05 ⇒ 06/08
A4 III 3.0	BBJ	11/04 ⇒ 05/06
A4 III 3.0 quattro	BBJ	11/04 ⇒ 07/06
A4 III 3.0 TDI quattro	ASB, BBK	11/04 ⇒ 06/08
A4 III 3.2 FSI	AUK	01/05 ⇒ 06/08
A4 III 3.2 FSI quattro	AUK	01/05 ⇒ 06/08
A4 III RS4 quattro	BNS	09/05 ⇒ 06/08
A4 III S4 quattro	BBK, AGA	11/04 ⇒ 06/08
A6 II 2.4	AGA, AGA	08/01 ⇒ 01/05
A6 II 2.4 quattro	AGA, AFB	08/01 ⇒ 01/05
A6 II 2.5 TDI	AFB, AFB	02/00 ⇒ 01/05
A6 II 2.5 TDI quattro	AFB, AJK	02/00 ⇒ 01/05
A6 II 2.7 T	AJK	02/99 ⇒ 01/05
A6 II 2.7 T quattro	AJK, ACK	08/01 ⇒ 01/05
A6 II 2.8	ACK, ACK	02/97 ⇒ 01/05
A6 II 2.8 quattro	ACK, ASN	02/97 ⇒ 01/05
A6 II 3.0	ASN, ASN	06/01 ⇒ 01/05
A6 II 3.0 quattro	ASN, ANK	06/01 ⇒ 01/05
A6 II S6 quattro	ANK, BLB	09/99 ⇒ 01/05
A6 III 2.0 TDI	BLB, BPJ	07/04 ⇒ 08/11
A6 III 2.0 TFSI	BPJ, BPP	06/05 ⇒ 08/11
A6 III 2.4	BDW	05/04 ⇒ 10/08
A6 III 2.4 [CHN]	BDW	04/05 ⇒
A6 III 2.4 quattro	BDW	01/05 ⇒ 10/08
A6 III 2.7 TDI	BPP, BDX	11/04 ⇒ 08/11
A6 III 2.7 TDI quattro	BSG	06/05 ⇒ 03/11
A6 III 2.8 FSI	BDX, ASB	11/06 ⇒ 08/11
A6 III 2.8 FSI quattro	CCDA	10/08 ⇒ 08/11
A6 III 3.0 [CHN]	BBJ	04/05 ⇒
A6 III 3.0 TDI	ASB	06/06 ⇒ 08/11
A6 III 3.0 TDI quattro	ASB, AUK	05/04 ⇒ 08/11
A6 III 3.2 FSI	AUK, AUK	05/04 ⇒ 05/09
A6 III 3.2 FSI quattro	AUK, AFB	05/04 ⇒ 10/08
A8 I 2.5 TDI	AFB, AAH	09/00 ⇒ 09/02
A8 I 2.8	AAH, AAH	03/94 ⇒ 03/96
A8 I 2.8 quattro	AAH, AAH	03/94 ⇒ 03/96
A8 I S 8 quattro	AQH, AKE	06/99 ⇒ 09/02
ALLROAD 2.5 TDI quattro	AKE, ARE	05/00 ⇒ 08/05
ALLROAD 2.7 T quattro	ARE, BYH	05/00 ⇒ 08/05
R8 4.2 FSI quattro	BYH, BUJ	04/07 ⇒ 07/15
R8 5.2 FSI quattro	BUJ, MDJ.UA	04/09 ⇒ 07/15

PORSCHE		
718 BOXSTER 2.0	MDD.PB	04/16 ⇒
718 BOXSTER 2.5 GTS	MDJ.UA, MDJ.UA	10/17 ⇒
718 BOXSTER S 2.5	MDD.NC	04/16 ⇒
718 CAYMAN 2.0	MDD.PB	04/16 ⇒
718 CAYMAN 2.5 GTS	MDJ.UA, MA1.21	10/17 ⇒
718 CAYMAN S 2.5	MDD.NC	04/16 ⇒
BOXSTER II 2.7	M97.20	09/06 ⇒ 12/08
BOXSTER II 2.9	MA1.20	02/09 ⇒ 03/12
BOXSTER II 3.4	MA1.21, --	09/09 ⇒ 12/11
BOXSTER III 2.7	MA1.22	04/12 ⇒
BOXSTER III 3.8	MOB.XA	07/15 ⇒
BOXSTER III GTS 3.4	--, MA1.20	02/14 ⇒
BOXSTER III S 3.4	MA1.23	04/12 ⇒
CAYMAN I 2.7	M97.20	07/06 ⇒ 12/09
CAYMAN I 2.9	MA1.20, M97.21	02/09 ⇒ 06/13
CAYMAN I R 3.4	MA1.21	11/10 ⇒ 12/12
CAYMAN I S 3.4 Sport	M97.22	08/08 ⇒ 12/12
CAYMAN I S 3.4	M97.21, --	11/05 ⇒ 06/13
CAYMAN II 2.7	MA1.22	03/13 ⇒
CAYMAN II 3.8 GT4	MOB.XA	01/15 ⇒
CAYMAN II GTS 3.4	--, CDHA	02/14 ⇒
CAYMAN II S 3.4	MA1.23	03/13 ⇒

SEAT		
EXEO 1.6	ALZ	03/09 ⇒ 09/10
EXEO 1.8 T	CFMA	12/08 ⇒ 05/10
EXEO 1.8 TSI	CDHA, CAGA	05/10 ⇒
EXEO 2.0 TDI	CAGA, BWE	12/08 ⇒
EXEO 2.0 TFSI	BWE, AVB	03/09 ⇒

SKODA		
SUPERB I 1.8 T	AWT	12/01 ⇒ 03/08
SUPERB I 1.9 TDI	AVB, --	12/01 ⇒ 03/08

SKODA		
SUPERB I 2.0	--, AYM	12/01 ⇒
SUPERB I 2.0 TDI	BSS	10/05 ⇒ 03/08
SUPERB I 2.5 TDI	AYM, ADR	12/01 ⇒ 03/08
SUPERB I 2.8 V6	AMX	12/01 ⇒ 03/08

VW		
PASSAT IV 1.8	ADR, ADR	10/96 ⇒ 11/00
PASSAT IV 1.8 Syncro/4motion	ADR, AEB	10/96 ⇒ 11/00
PASSAT IV 1.8 T	AEB, AFN	10/96 ⇒ 11/00
PASSAT IV 1.9 TDI	AFN, AJM	10/96 ⇒ 05/05
PASSAT IV 1.9 TDI 4motion	AJM, ASU	08/99 ⇒ 05/05
PASSAT IV 1.9 TDI Syncro/4motion	AFN	10/96 ⇒ 11/00
PASSAT IV 2.0	ASU, AFB	04/00 ⇒ 11/00
PASSAT IV 2.0 TDI	BGW	12/03 ⇒ 05/05
PASSAT IV 2.3 VR5	AGZ	10/96 ⇒ 11/00
PASSAT IV 2.5 TDI	AFB, AFB	07/98 ⇒ 05/05
PASSAT IV 2.5 TDI 4motion	AFB, AFB	11/00 ⇒ 05/05
PASSAT IV 2.5 TDI Syncro/4motion	AFB, APR	12/98 ⇒ 11/00
PASSAT IV 2.8 V6	APR, AYT	08/96 ⇒ 11/00
PASSAT IV 4.0 W8 4motion	BDN	09/01 ⇒ 09/04
PASSAT 2.3 VR5	AGZ	05/97 ⇒ 08/00
PHAETON 3.2 V6	AYT, 8140.43B	04/02 ⇒ 05/05

7.6258



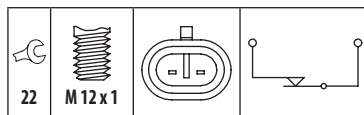
REVERSING LIGHT SWITCHES

Adatt./Suitable:

IVECO
500335678
503646727
5801472603

- NEW - ITEM NOW AVAILABLE FROM PRODUCTION**
- NUOVO - ARTICOLO ORA DISPONIBILE PER LA VENDITA
 - NOUVEAU - ARTICLE DISPONIBLE EN PRODUCTION COURANTE
 - NEU - JETZ ZUM VERKAUF VERFÜGBARER ARTIKEL
 - NUEVO - ARTICULO AHORA DISPONIBLE EN PRODUCCION

MARKET DIFFUSION: MEDIUM



IVECO		
DAILY II 2.8 CNG	814903CNG	05/99 ⇒ 07/07
DAILY II 29 L 10	F1AE0481A	09/02 ⇒ 04/06
DAILY II 29 L 10 V	F1AE0481A	09/02 ⇒ 07/07
DAILY II 29 L 11	8140.43B, 8140.43B	05/99 ⇒ 04/06
DAILY II 29 L 11 V	8140.43B, 8140.43R	05/99 ⇒ 07/07
DAILY II 29 L 12	F1AE0481B	09/02 ⇒ 04/06
DAILY II 29 L 12 V	F1AE0481B	09/02 ⇒ 07/07
DAILY II 29 L 13	8140.43S	05/01 ⇒ 07/07
DAILY II 29 L 14	F1AE0481M	01/05 ⇒ 04/06
DAILY II 29 L 9	8140.43R, 8140.43R	11/01 ⇒ 04/06
DAILY II 29 L 9 V	8140.43R, F1CE0481A	11/01 ⇒ 07/07
DAILY II 35 C 10 V, 35 S 10 V	F1AE0481A	09/02 ⇒ 04/06
DAILY II 35 C 12, 35 S 12	F1AE0481B	09/02 ⇒ 04/06
DAILY II 35 C 12 V, 35 S 12 V	F1AE0481B	09/02 ⇒ 07/07
DAILY II 35 C 14	F1CE0481A, 8140.43B	09/04 ⇒ 04/06
DAILY II 35 C 14, 35 S 14	F1AE0481M	01/05 ⇒ 04/06
DAILY II 35 C 15	8140.43N	11/01 ⇒ 04/06
DAILY II 35 C 17, 35 S 17	F1CE0481B	01/05 ⇒ 04/06
DAILY II 35 C 9, 35 S 9	8140.43R	11/01 ⇒ 04/06
DAILY II 35 S 10	F1AE0481A	09/02 ⇒ 07/07
DAILY II 35 S 11 V, 35 C 11 V	8140.43B, 8140.43B	05/99 ⇒ 07/07
DAILY II 35 S 11, 35 C 11	8140.43B, 8140.43B	05/99 ⇒ 04/06
DAILY II 35 S 13 V, 35 C 13 V	8140.43S	05/99 ⇒ 07/07
DAILY II 35 S 13, 35 C 13	8140.43S	05/99 ⇒ 04/06
DAILY II 35 S 15 V, 35 C 15 V	8140.43N	11/02 ⇒ 07/07
DAILY II 35 S 9 V	8140.43R	11/01 ⇒ 04/06
DAILY II 35 S 9 V, 35 C 9 V	8140.63	05/99 ⇒ 07/07
DAILY II 35 S 9, 35 C 9	8140.63	05/99 ⇒ 04/06
DAILY II 40 C 10	F1AE0481A	09/02 ⇒ 04/06
DAILY II 40 C 13	8140.43S	05/99 ⇒ 04/06
DAILY II 40 C 14	F1CE0481A	09/04 ⇒ 04/06

IVECO		
DAILY II 40 C 15	8140.43N	11/01 ⇒ 04/06
DAILY II 40 C 17, 40 S 17	F1CE0481B	01/05 ⇒ 04/06
DAILY II 45 C 14	F1CE0481A	07/99 ⇒ 04/06
DAILY II 50 C 11	8140.43B, F1CE0481A	05/99 ⇒ 07/07
DAILY II 50 C 11 Natural Power	814903CNG	05/99 ⇒ 04/06
DAILY II 50 C 13	8140.43S	05/99 ⇒ 07/07
DAILY II 50 C 14	F1CE0481A, F1CE0481A	09/04 ⇒ 04/06
DAILY II 50 C 15	8140.43N	01/01 ⇒ 04/06
DAILY II 50 C 17	F1CE0481B	09/04 ⇒ 04/06
DAILY II 65 C 13	8140.43.K	07/99 ⇒ 04/06
DAILY II 65 C 14	F1CE0481A, F1CE0481A	09/04 ⇒ 04/06
DAILY II 65 C 15	8140.43N	11/01 ⇒ 04/06
DAILY II 65 C 17	F1CE0481B	09/04 ⇒ 04/06
DAILY III 35 S 12, 35 C 12, 40 C 12	F1AE0481B	01/03 ⇒ 05/06
DAILY III 35 S 13, 40 C 13, 50 C 13	8140.43S	05/99 ⇒ 05/06
DAILY III 35 S 14, 50 C 14	F1CE0481A, F1CE3481B	01/04 ⇒ 05/06
DAILY III 40 C 11, 50 C 11	8140.43C	05/99 ⇒ 05/06
DAILY III 40 C 15, 50 C 15	8140.43N	05/99 ⇒ 05/06
DAILY III 40 C 17, 50 C 17	F1CE0481B	01/04 ⇒ 05/06
DAILY III 50 C 11 Natural Power	814903CNG	05/02 ⇒ 05/06
DAILY IV 26L11, 26L11D, 35C11D, 35S11, 40C11	F1AE3481A	09/11 ⇒ 02/14
DAILY IV 29L10	F1AE0481F	05/06 ⇒ 08/11
DAILY IV 29L10 V	F1AE0481F	05/06 ⇒ 08/11
DAILY IV 29L11 V, 35C11 V, 35S11 V, 40C11 V	F1AE3481A	09/11 ⇒ 02/14
DAILY IV 29L12	F1AE0481G	05/06 ⇒ 08/11
DAILY IV 29L12 V, 29L12 V/P	F1AE0481G	05/06 ⇒ 08/11
DAILY IV 29L13 V, 35C13 V, 35S13 V, 40C13 V, 40S13 V	F1AE3481B	09/11 ⇒ 02/14
DAILY IV 29L13, 29L13D, 35C13D, 40C13	F1AE3481B	09/11 ⇒ 02/14
DAILY IV 29L14	F1AE0481H	05/06 ⇒ 08/11
DAILY IV 29L14 C, 29L14 C/P, 29L14 V, 29L14 V/P	F1AE0481H	05/06 ⇒ 08/11
DAILY IV 29L15 V, 35C15L V, 40C15L V, 50C15L V	F1AE3481C	09/11 ⇒ 02/14
DAILY IV 29L15 V, 35S15 V, 35C15L V, 40C15L V, 50C15L V	F1AE3481C	09/11 ⇒ 02/14
DAILY IV 35C10 K	F1AE0481F	05/06 ⇒ 08/11
DAILY IV 35C10, 35S10	F1AE0481F	05/06 ⇒ 08/11
DAILY IV 35C11 K, 35C11 DK, 35S11 K, 35S11 DK	F1AE0481F	07/07 ⇒ 08/11
DAILY IV 35C11 V, 35S11 V	F1AE0481F	07/07 ⇒ 08/11
DAILY IV 35C11, 35S11, 35S11 D, 35S11 /P	F1AE0481F	07/07 ⇒ 08/11
DAILY IV 35C11K, 35S11DKP	F1AE3481A	09/11 ⇒ 02/14
DAILY IV 35C12	F1AE0481G	05/06 ⇒ 08/11
DAILY IV 35C12 V, 35C12 V/P, 35S12 V, 35S12 V/P	F1AE0481G	05/06 ⇒ 08/11
DAILY IV 35C12, 35S12	F1AE0481G	05/06 ⇒ 08/11
DAILY IV 35C13 K, 35C13 DK, 35S13 K, 35S13 DK	F1AE0481V	07/07 ⇒ 08/11
DAILY IV 35C13 V, 35C13 V/P, 35S13 V, 35S13 V/P	F1AE0481V	07/07 ⇒ 08/11
DAILY IV 35C13, 35C13 /P, 35S13 D, 35S13, 35S13 /P	F1AE0481V	07/07 ⇒ 08/11
DAILY IV 35C13K, 35C13DKP	F1AE3481B	09/11 ⇒ 02/14
DAILY IV 35C14 G, 35C14 G/P, 35S14 G, 35S14 G/P, 35C14 GD,...	F1CE0441CNG	07/07 ⇒ 08/11
DAILY IV 35C14 GV, 35C14 GV/P, 35S14 GV, 35S14 GV/P	F1CE0441CNG	07/07 ⇒ 08/11
DAILY IV 35C14 K, 35C14 DK, 35S14 K, 35S14 DK	F1CE3481L	07/07 ⇒ 08/11
DAILY IV 35C14 V, 35C14 V/P, 35S14 V, 35S14 V/P	F1CE3481L	07/07 ⇒ 08/11
DAILY IV 35C14 /P, 35S14 /P, 35S14 D, 35S14 D/P	F1CE3481L	07/07 ⇒ 08/11
DAILY IV 35C14, 35S14, 35S14 /P	F1AE0481H	05/06 ⇒ 08/11
DAILY IV 35C15	F1CE0481F	05/06 ⇒ 08/11
DAILY IV 35C15 V, 35C15 V/P	F1CE0481F	05/06 ⇒ 08/11
DAILY IV 35C15 V, 40C15 V, 50C15 V, 60C15 V	F1CE3481B, F1CE3481B	09/11 ⇒ 02/14
DAILY IV 35C15, 35C15D, 35S15, 40C15, 45C15, 50C15, 60C15, 70C15	F1CE3481B	09/11 ⇒ 02/14
DAILY IV 35C15K, 35S15DKP, 50C15K, 60C15K, 65C15DK, 70C15K	F1CE3481B	09/11 ⇒ 02/14
DAILY IV 35C17 K, 35C17 DK, 35S17 K, 35S17 DK	F1CE3481C	07/07 ⇒ 08/11
DAILY IV 35C17 V, 35C17 V/P, 35S17 V, 35S17 V/P	F1CE3481C	07/07 ⇒ 08/11

IVECO		
DAILY IV 35C17 V, 35S17 V, 40C17 V, 45C17 V, 50C17 V, 60C17 V	F1CE3481C	09/11 ⇒ 02/14
DAILY IV 35C17, 35C17 /P, 35S17, 35S17 /P, 35S17 D	F1CE3481C	07/07 ⇒ 08/11
DAILY IV 35C17, 35C17D, 35S17, 40C17, 45C17, 50C17, 60C17, 70C17	F1CE3481C	09/11 ⇒ 02/14
DAILY IV 35C17K, 35S17DKP, 50C17K, 65C17DK 70C17K	F1CE3481C, F1CE0481H	09/11 ⇒ 02/14
DAILY IV 35C18	F1CE0481H	05/06 ⇒ 08/11
DAILY IV 35C18 V, 35C18 V/P, 35S18 V, 35S18 V/P	F1CE0481H, F1CE0481H	05/06 ⇒ 08/11
DAILY IV 35C18, 35S18	F1CE0481H, F1CE0481H	05/06 ⇒ 08/11
DAILY IV 35C21 V, 35S21 V, 40C21 V, 45C21 V, 50C21 V	F1CE3481D	09/11 ⇒ 02/14
DAILY IV 35C21, 35S21, 40C21, 45C21, 50C21, 60C21, 70C21	F1CE3481D	09/11 ⇒ 02/14
DAILY IV 35S14 C, 35S14 C/P, 35S14 V, 35S14 V/P, 35C14 V,...	F1AE0481H	05/06 ⇒ 08/11
DAILY IV 35S14 K, 35S14 DK	F1AE0481H	07/07 ⇒ 08/11
DAILY IV 35S14, 35S14 /P	F1AE0481H	05/06 ⇒ 08/11
DAILY IV 35S17 W, 35S17 WD	F1CE3481C	07/07 ⇒ 08/11
DAILY IV 40C10	F1AE0481F	05/06 ⇒ 08/11
DAILY IV 40C10 V	F1AE0481F	05/06 ⇒ 08/11
DAILY IV 40C11 V	F1AE0481F	07/07 ⇒ 08/11
DAILY IV 40C11, 40C11 D	F1AE0481F	07/07 ⇒ 08/11
DAILY IV 40C12	F1AE0481G	05/06 ⇒ 08/11
DAILY IV 40C12 V, 40C14 V/P	F1AE0481G	05/06 ⇒ 08/11
DAILY IV 40C13 V, 40C13 V/P	F1AE0481V	07/07 ⇒ 08/11
DAILY IV 40C13, 40C13 /P	F1AE0481V	07/07 ⇒ 08/11
DAILY IV 40C14 G, 40C14 G/P	F1CE0441CNG	07/07 ⇒ 08/11
DAILY IV 40C14 GV, 40C14 GV/P	F1CE0441CNG	07/07 ⇒ 08/11
DAILY IV 40C14 K, 40C14 DK	F1CE3481L	07/07 ⇒ 08/11
DAILY IV 40C14 V, 40C14 V/P	F1CE3481L	07/07 ⇒ 08/11
DAILY IV 40C14, 40C14 /P	F1CE3481L	07/07 ⇒ 08/11
DAILY IV 40C15	F1CE0481F	05/06 ⇒ 08/11
DAILY IV 40C15 V, 40C15 V/P	F1CE0481F	05/06 ⇒ 08/11
DAILY IV 40C17 K, 40C17 DK	F1CE3481C	07/07 ⇒ 08/11
DAILY IV 40C17 V, 40C17 V/P	F1CE3481C	07/07 ⇒ 08/11
DAILY IV 40C17, 40C17 /P	F1CE3481C	07/07 ⇒ 08/11
DAILY IV 40C18	F1CE0481H	05/06 ⇒ 08/11
DAILY IV 40C18 V, 40C18 V/P	F1CE0481H	05/06 ⇒ 08/11
DAILY IV 45C14, 45C14 /P	F1CE3481L	07/07 ⇒ 08/11
DAILY IV 45C15	F1CE0481F	05/06 ⇒ 08/11
DAILY IV 45C15 V	F1CE0481F	05/06 ⇒ 08/11
DAILY IV 45C17 V, 45C17 V/P	F1CE3481C	07/07 ⇒ 08/11
DAILY IV 45C17, 45C17 /P	F1CE3481C	07/07 ⇒ 08/11
DAILY IV 45C18	F1CE0481H	05/06 ⇒ 08/11
DAILY IV 45C18, 45C18 /P, 45C18 D, 45C18 D/P	F1CE0481H	05/06 ⇒ 08/11
DAILY IV 50C14 G, 50C14 G/P, 50C14 GD, 50C14 GD/P	F1CE0441CNG	07/07 ⇒ 08/11
DAILY IV 50C14 GV, 50C14 GV/P	F1CE0441CNG	07/07 ⇒ 08/11
DAILY IV 50C14 K, 50C14 DK	F1CE3481L	07/07 ⇒ 08/11
DAILY IV 50C14 V, 50C14 V/P	F1CE3481L	07/07 ⇒ 08/11
DAILY IV 50C14, 50C14 /P	F1CE3481L	07/07 ⇒ 08/11
DAILY IV 50C15	F1CE0481F	05/06 ⇒ 08/11
DAILY IV 50C15 V, 50C15 V/P	F1CE0481F	05/06 ⇒ 08/11
DAILY IV 50C17 K, 50C17 DK	F1CE3481C	07/07 ⇒ 08/11
DAILY IV 50C17 V, 50C17 V/P	F1CE3481C	07/07 ⇒ 08/11
DAILY IV 50C17, 50C17 /P	F1CE3481C	07/07 ⇒ 08/11
DAILY IV 50C18	F1CE0481H	05/06 ⇒ 08/11
DAILY IV 50C18 V, 50C18 V/P	F1CE0481H, F1CE0481H	05/06 ⇒ 08/11
DAILY IV 55C17	F1CE3481C	08/07 ⇒ 03/12
DAILY IV 55S17 W, 55S17 WD	F1CE3481C	07/07 ⇒ 08/11
DAILY IV 55S18W	F1CE0481H	06/06 ⇒ 08/11
DAILY IV 60C14 K, 60C14 DK	F1CE3481L	07/07 ⇒ 08/11
DAILY IV 60C14, 60C14 /P	F1CE3481L	07/07 ⇒ 08/11
DAILY IV 60C15	F1CE0481F	05/06 ⇒ 08/11
DAILY IV 60C15 V	F1CE0481F	05/06 ⇒ 08/11
DAILY IV 60C15, 60C15 /P, 60C15 D, 60C15 D/P	F1CE0481F	05/06 ⇒ 08/11
DAILY IV 60C17 K, 60C17 DK	F1CE3481C	07/07 ⇒ 08/11
DAILY IV 60C17 V, 60C17 V/P	F1CE3481C	07/07 ⇒ 08/11
DAILY IV 60C17, 60C17 /P	F1CE3481C	07/07 ⇒ 08/11
DAILY IV 60C18	F1CE0481H	05/06 ⇒ 08/11
DAILY IV 65C14 G, 65C14 G/P, 65C14 GD, 65C14 GD/P	F1CE0441CNG	07/07 ⇒ 08/11
DAILY IV 65C14 K, 65C14 DK	F1CE3481L	07/07 ⇒ 08/11
DAILY IV 65C14 V, 65C14 V/P	F1CE3481L	07/07 ⇒ 08/11
DAILY IV 65C14, 65C14 /P	F1CE3481L	07/07 ⇒ 08/11
DAILY IV 65C15	F1CE0481F	05/06 ⇒ 08/11
DAILY IV 65C15, 65C15 /P, 65C15 D, 65C15 D/P	F1CE0481F	05/06 ⇒ 08/11

IVECO		
DAILY IV 65C17 K, 65C17 DK, 65C17KK	F1CE3481C	07/07 ⇒ 08/11
DAILY IV 65C17 V, 65C17 V/P	F1CE3481C	07/07 ⇒ 08/11
DAILY IV 65C17, 65C17 /P	F1CE3481C	07/07 ⇒ 08/11
DAILY IV 65C18	F1CE0481H, F1CE3481J	05/06 ⇒ 08/11
DAILY IV 70C14 K, 70C14 DK, 70C14 KK	F1CE3481L	07/07 ⇒ 08/11
DAILY IV 70C14 V, 70C14 V/P	F1CE3481L	07/07 ⇒ 08/11
DAILY IV 70C14, 70C14 /P	F1CE3481L	07/07 ⇒ 08/11
DAILY IV 70C15	F1CE0481L	07/08 ⇒ 08/11
DAILY IV 70C17 K, 70C17 DK, 70C17 KK	F1CE3481C	07/07 ⇒ 08/11
DAILY IV 70C17, 70C17 /P	F1CE3481C	07/07 ⇒ 08/11
DAILY IV 70C17V, 70C17 V/P	F1CE3481C	07/07 ⇒ 08/11
DAILY IV Natural Power 35S14, 35C14, 40C14, 50C14, 65C14, 70C14	F1CE0441CNG	09/11 ⇒ 02/14
DAILY IV NaturalPower 35S14, 35C14, 40C14, 50C14, 65C14, 70C14,...	F1CE0441CNG	09/11 ⇒ 02/14
DAILY V 33S11, 35S11, 35C11	F1AFL411A	03/14 ⇒ 04/16
DAILY V 33S12, 35S12	F1AGL411H	04/16 ⇒
DAILY V 33S12, 35S12, 35C12	F1AGL411H	04/16 ⇒
DAILY V 33S13, 35S13, 35C13	F1AFL411B	03/14 ⇒ 04/16
DAILY V 33S14, 35S14	F1AGL411J	04/16 ⇒
DAILY V 33S14, 35S14, 35C14	F1AGL411J	04/16 ⇒
DAILY V 33S15, 35S15, 35C15	F1AFL411C	03/14 ⇒ 04/16
DAILY V 33S16, 35S16	F1AGL411G	04/16 ⇒
DAILY V 33S16, 35S16, 35C16	F1AGL411G	04/16 ⇒
DAILY V 35S15, 35S15, 35C15, 40C15, 40C15, 50C15, 65C15, 70C15	F1AGL411G	03/14 ⇒ 04/16
DAILY V 35S15, 35S15, 35C15, 40C15, 50C15	F1CGL411A	04/16 ⇒
DAILY V 35S15, 35C15, 40C15, 50C15, 65C15, 70C15	F1CE3481J, F1CFL411F	03/14 ⇒
DAILY V 35S15, 35C15, 40C15, 50C15, 65C15, 70C15, 72C15	F1CGL411A	04/16 ⇒
DAILY V 35S17, 35C17, 40C17, 45S17, 45C17, 50C17, 55C17, 65C17,...	F1CFL411F	03/14 ⇒ 04/16
DAILY V 35S17, 35C17, 40C17, 50C17, 55C17, 65C17, 70C17	F1CFL411F, F1CFL411G	03/14 ⇒ 04/16
DAILY V 35S17, 55S17 4x4	F1CFL411F	08/15 ⇒ 04/16
DAILY V 35S18, 55S18 4x4	F1CGL411B	09/16 ⇒
DAILY V 35S21, 35C21, 40C21, 50C21, 65C21, 70C21	F1CFL411G, F1CE3481J	03/14 ⇒
DAILY V 40C15, 50C15, 60C15	F1CE3481J, F1CE3481J	06/14 ⇒ 10/16
DAILY V 40C15, 50C15, 65C15	F1CE3481J, F1CFL411F	03/14 ⇒ 04/16
DAILY V 40C17, 50C17, 60C17	F1CFL411F	06/14 ⇒ 10/16
DAILY V 40C17, 50C17, 65C17	F1CFL411F, F1CE3481J	03/14 ⇒ 04/16
DAILY V 50C15	F1CE3481J, 2SZ-FE	06/14 ⇒ 10/16
DAILY V 50C17	F1CFL411F	06/14 ⇒ 10/16
DAILY V 50C17, 65C17	F1CFL411F	06/14 ⇒ 10/16
DAILY V Natural Power 35S14, 35C14, 40C14, 50C14	F1CFA401A	04/16 ⇒
DAILY V Natural Power 35S14, 35C14, 40C14, 50C14, 65C14, 70C14	F1CFA401A	03/14 ⇒
DAILY V Natural Power 35S14, 35C14, 40C14, 50C14, 65C14, 70C14,...	F1CFA401A	03/14 ⇒
DAILY 2.3	F1AE0481A	07/99 ⇒
DAILY 2.8	8140.43B, F1CE0441A	07/99 ⇒ 12/06
DAILY 2.8 CNG	814903CNG	07/99 ⇒ 12/06
DAILY 3.0	F1CE0441A, F1CE0441CNG	06/06 ⇒
DAILY 3.0 CNG	F1CE0441CNG, 8140.43B	06/06 ⇒ 02/14
MASSIF 3.0 HPI	F1CE0481F	10/08 ⇒ 02/11
MASSIF 3.0 HPT	F1CE0481H	10/08 ⇒ 02/11

7.6259

3

REVERSING LIGHT SWITCHES

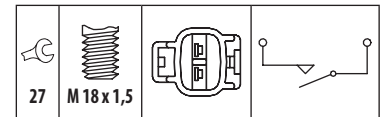
Adatt./Suitable:

TOYOTA
84210-52030

ITEM NOW AVAILABLE FROM PRODUCTION

- ARTICOLO ORA DISPONIBILE PER LA VENDITA
- ARTICLE DISPONIBLE EN PRODUCTION COURANTE
- JETZT ZUM VERKAUF VERFÜGBARER ARTIKEL
- ARTICULO AHORA DISPONIBLE EN PRODUCCION

MARKET DIFFUSION: MEDIUM



TOYOTA

VIOS / YARIS 1.0	1KR-FE	08/07 ⇒
VIOS / YARIS 1.3	2SZ-FE	09/05 ⇒ 04/14
VITZ 1.0 VVTi [ExtraEU]	1KR-FE	11/05 ⇒ 11/10
YARIS II 1.0 GPL	1KR-FE	01/06 ⇒
YARIS II 1.0 VVT-i	1KR-FE	01/05 ⇒ 11/11
YARIS II 1.3 VVT-i	2SZ-FE, 1KR-FE	01/05 ⇒
YARIS III 1.0	1KR-FE, 1KR	12/10 ⇒
YARIS III 1.0 VVTi	1KR-FE	07/14 ⇒

7.6260

3

REVERSING LIGHT SWITCHES

Adatt./Suitable:

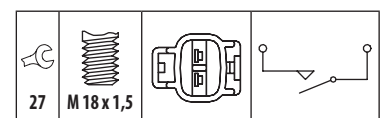
CITROËN
16 115 448 80
2257 51
2257 54

ITEM NOW AVAILABLE FROM PRODUCTION

- ARTICOLO ORA DISPONIBILE PER LA VENDITA
- ARTICLE DISPONIBLE EN PRODUCTION COURANTE
- JETZT ZUM VERKAUF VERFÜGBARER ARTIKEL
- ARTICULO AHORA DISPONIBLE EN PRODUCCION

PEUGEOT
16 115 448 80
2257 51
2257 54TOYOTA
84210-52020
84210-52021
84210-70010

MARKET DIFFUSION: HIGH



CITROËN

C11 1.0	1KR, 8HT(DV4TD)	06/05 ⇒
C11 1.4 HDi	8HT(DV4TD), 1KR	06/05 ⇒ 09/14

CITROËN			
C1 II 1.0 VTi 68	1KR	04/14	⇒
C1 II 1.0 VTi 72	1KR	06/18	⇒
PEUGEOT			
107 1.0	1KR, 8HT(DV4TD)	06/05	⇒
107 1.4 HDi	8HT(DV4TD), 1KR	06/05	⇒ 05/14
108 1.0 VTi	1KR, 2SZ-FE	05/14	⇒
108 1.0 VTi 72	1KR	05/18	⇒
108 1.2 VTi	HMZ(EB2)	05/14	⇒
108 108 1.2	HMZ(EB2F)	05/14	⇒
TOYOTA			
AYGO I 1.0	1KR-FE	07/05	⇒
AYGO I 1.0 GPL	1KR-FE	07/05	⇒
AYGO I 1.0 VVTi	1KR-FE	07/05	⇒ 05/14
AYGO I 1.4 HDi	2WZ-TV	07/05	⇒ 08/10
AYGO II 1.0	1KR-FE	05/14	⇒
AYGO II 1.0 VVTi [ExtraEU]	1KR-FE	03/18	⇒
VIOS / YARIS 1.0	1KR-FE	08/07	⇒
VIOS / YARIS 1.3	2SZ-FE	09/05	⇒ 04/14
YARIS II 1.0 VVT-i	1KR-FE	01/05	⇒ 11/11
YARIS II 1.3 VVT-i	2SZ-FE, 1ZR-FAE	01/05	⇒

7.6261



3

REVERSING LIGHT SWITCHES

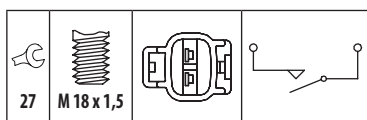

Adatt./Suitable:

TOYOTA
84210-52010

ITEM NOW AVAILABLE FROM PRODUCTION

- ARTICOLO ORA DISPONIBILE PER LA VENDITA
- ARTICLE DISPONIBLE EN PRODUCTION COURANTE
- JETZT ZUM VERKAUF VERFÜGBARER ARTIKEL
- ARTICULO AHORA DISPONIBLE EN PRODUCCION

MARKET DIFFUSION: MEDIUM



TOYOTA			
AURIS I 1.4	4ZZ-FE	03/07	⇒ 09/12
AURIS I 1.4 D-4D	1ND-TV	03/07	⇒ 04/13
AURIS I 1.6	1ZR-FAE, 1ZR-FAE	03/07	⇒ 09/12
AURIS I 1.8	2ZR-FE	10/06	⇒ 09/12
COROLLA IX 1.6	1ZR-FE	11/06	⇒ 07/07
COROLLA X 1.3 VVT-i	2NZ-FE	03/08	⇒
COROLLA X 1.4 D-4D	1ND-TV	10/06	⇒ 07/14
COROLLA X 1.4 VVT-i	4ZZ-FE	11/06	⇒ 11/13
COROLLA X 1.5	1NZ-FE	09/06	⇒
COROLLA X 1.5 4WD	1NZ-FE	09/06	⇒
COROLLA X 1.6	1ZR-FAE, 3ZZ-FE	01/09	⇒
COROLLA X 1.6 Dual VVTi	1ZR-FE	01/07	⇒
COROLLA X 1.6 VVTi	3ZZ-FE, 2ZR-FE	08/07	⇒ 06/13
COROLLA X 1.8	2ZR-FE, --	03/07	⇒
COROLLA X 1.8 16V	1ZZ-FE	08/07	⇒
COROLLA X 1.8 CNG	1ZZ-FE	06/09	⇒
COROLLA X 1.8 FlexFuel [BRA]	1ZZ-FBE	03/08	⇒
COROLLA X 1.8 VVTi	2ZR-FE	08/10	⇒
COROLLA X 2.0	3ZR-FE	04/10	⇒
COROLLA X 2.0 VVTi	3ZR-FE	08/10	⇒
COROLLA XI 1.5	1NZ-FE	05/12	⇒
MATRIX 1.8	2ZR-FE	01/08	⇒ 05/14
VIOS / YARIS 1.3	2NZ-FE	09/05	⇒ 04/14
VIOS / YARIS 1.3 4WD	2NZ-FE	08/07	⇒

TOYOTA			
VIOS / YARIS 1.5	1NZ-FE	08/07	⇒
VITZ 1.0 VVTi [ExtraEU]	1KR-FE	11/05	⇒ 11/10
YARIS II 1.3 4WD	2NZ-FE	08/07	⇒
YARIS II 1.3 VVT-i	2NZ-FE	01/05	⇒
YARIS II 1.33 VVT-i	1NR-FE	11/08	⇒
YARIS II 1.4 D-4D	1ND-TV	08/05	⇒
YARIS II 1.5	1NZ-FE	11/05	⇒
YARIS II 1.6 [CHN]	1ZR-FE	05/08	⇒
YARIS II 1.8 VVTi	2ZR-FE	01/07	⇒ 12/11
YARIS III 1.3	2NZ-FE	08/11	⇒
YARIS III 1.5	1NZ-FE	12/10	⇒

7.6265



1

REVERSING LIGHT SWITCHES

Adatt./Suitable:

FORD

1 461 586
1 805 256
4 526 441
4C1T-15520-AA
4C1T-15520-AB
CM5T-15520-CA

FORD USA

1 805 256
CM5T-15520-CA

LAND ROVER

LR005160
LR077773

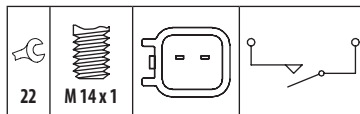
MAZDA

U6A1-17-640

ITEM NOW AVAILABLE FROM PRODUCTION

- ARTICOLO ORA DISPONIBILE PER LA VENDITA
- ARTICLE DISPONIBLE EN PRODUCTION COURANTE
- JETZT ZUM VERKAUF VERFÜGBARER ARTIKEL
- ARTICULO AHORA DISPONIBLE EN PRODUCCION

MARKET DIFFUSION: MEDIUM



FORD			
RANGER VI 2.2 TDCi	--, --	04/11	⇒
RANGER VI 2.2 TDCi 4x4	--, GBVAF	04/11	⇒
RANGER VI 2.5 i	GBVAF, GBVAF	11/11	⇒
RANGER VI 2.5 i 4x4	GBVAF, CVRA	11/11	⇒
RANGER VI 3.2 TDCi 4x4	SAFA	04/11	⇒
TRANSIT III 2.0 DI	ABFA, DRFA	08/00	⇒ 05/06
TRANSIT III 2.0 TDCi	FIFA	08/02	⇒ 05/06
TRANSIT III 2.2 TDCi	DRFA, CVRA	04/06	⇒ 08/14
TRANSIT III 2.2 TDCi RWD	CVRA, ESFA	09/11	⇒
TRANSIT III 2.3	E5FA, E5FA	08/00	⇒ 03/06
TRANSIT III 2.3 16V	E5FA, GZFCNG	04/01	⇒ 05/06
TRANSIT III 2.3 16V CNG RWD	GZFCNG, ESFA	04/06	⇒ 08/14
TRANSIT III 2.3 16V LPG RWD	GZFC	04/06	⇒ 08/14
TRANSIT III 2.3 16V RWD	E5FA, D2FA	08/00	⇒ 08/14
TRANSIT III 2.3 BiFuel	E5FC	03/01	⇒ 03/06
TRANSIT III 2.4 DI	D2FA, D4FA	01/00	⇒ 05/06
TRANSIT III 2.4 DI RWD	D4FA, --	01/00	⇒ 05/06
TRANSIT III 2.4 TD	F4FA	08/00	⇒ 08/03
TRANSIT III 2.4 TD 4x4	F4FA	08/00	⇒ 08/03
TRANSIT III 2.4 TDCi	--, H9FD	03/04	⇒
TRANSIT III 2.4 TDCi 4x4	H9FB	11/06	⇒ 08/14
TRANSIT III 2.4 TDCi HPCR	--	07/06	⇒
TRANSIT III 2.4 TDCi RWD	H9FD, D2FE	04/06	⇒ 08/14
TRANSIT III 2.4 TDCi	D2FE, DOFA	08/00	⇒ 03/06
TRANSIT III 2.4 TDE	DOFA, SAFA	07/01	⇒ 05/06
TRANSIT III 3.2 TDCi	SAFA, SAFA	02/08	⇒ 08/14
TRANSIT III 3.2 TDCi RWD	SAFA, YLF6	09/07	⇒ 08/14
TRANSIT IV 2.0 TDCi	YLF6, YMR6	03/16	⇒
TRANSIT IV 2.0 TDCi 4x4	YMR6, --	01/17	⇒
TRANSIT IV 2.0 TDCi RWD	--, --	03/16	⇒
TRANSIT IV 2.2 TDCi	--, CV24	08/13	⇒
TRANSIT IV 2.2 TDCi 4x4	CV24, CV24	08/13	⇒
TRANSIT IV 2.2 TDCi RWD	CV24, ABFA	08/13	⇒
TRANSIT 2.0 TDi	F3FA	06/00	⇒ 03/06
TRANSIT 2.2 TDCi	CVRA, ABFA	04/06	⇒ 08/14
TRANSIT 2.3	E5FA	09/00	⇒ 03/06
TRANSIT 2.4 TDDi	D4FA	08/00	⇒ 08/03
TRANSIT TOURNEO 2.0	ABFA, PGFA	06/00	⇒ 03/06

FORD			
TRANSIT TOURNEO 2.2 TDCi	PGFA, DT224	07/06	⇒ 08/14
LAND ROVER			
DEFENDER 2.2 Td4 4x4	DT224, DT244	08/11	⇒ 02/16
DEFENDER 2.4 TD4 [ExtraEU]	DT244	05/07	⇒
DEFENDER 2.4 Td4 4x4	DT244, DKJA	05/07	⇒ 02/16
MAZDA			
BT-50 2.2 MZR-CD	U2	10/11	⇒

7.6266



1

REVERSING LIGHT SWITCHES

Adatt./Suitable:

AUDI

02T 945 415
02T 945 415 D
02T 945 415 L
02T 945 415 P
02T945415E
02T945415K

FORD

1 119 746
1 213 353
1 438 727
1 439 597
1 514 133
1M21-15520-AA
6M21-15520-AA
YM21-15520-AA

MAN

02T 945 415 P

SEAT

02T 945 415
02T 945 415 D
02T 945 415 E
02T 945 415 K
02T 945 415 L
02T 945 415 P
02T 945 415 Q

SKODA

02T 945 415
02T 945 415 D
02T 945 415 E
02T 945 415 K
02T 945 415 L
02T 945 415 P

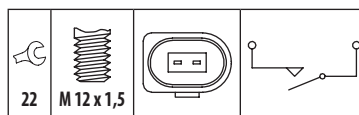

VW

02T 945 415
02T 945 415 D
02T 945 415 E
02T 945 415 K
02T 945 415 L
02T 945 415 P
02T 945 415 Q

1267 Seal coating on thread

- Rivestimento sigillante sulla filettatura
- Revêtement de scellement sur le filetage
- Beschichtungsmasse am Gewinde
- Revestimiento impermeabilizante en la rosca

MARKET DIFFUSION: HIGH



AUDI			
A1 1.0 30 TFSi	DKJA, CHZB	07/18	⇒
A1 1.0 TFSi	CHZB, CAVG	03/15	⇒ 10/18
A1 1.2 TFSi	CBZA	05/10	⇒ 04/15
A1 1.4 TDI	CUSB	11/14	⇒ 10/18
A1 1.4 TFSi	CAVG, CFHB	01/11	⇒
A1 1.4 TSI	CZEA	11/14	⇒ 10/18
A1 1.8 TFSi	DAJB	02/15	⇒ 10/18
A1 2.0 TDI	CFHB, AUA	09/11	⇒ 04/15
A1 2.0 TFSi quattro	CDLH	03/12	⇒ 11/12
A1 S1 quattro	CWZA	03/14	⇒ 10/18
A2 1.4	AUA, AVU	02/00	⇒ 08/05
A2 1.6 FSI	BAD	05/02	⇒ 08/05
A3 I [USA] 3.2 24V	CBRA	07/08	⇒ 05/09
A3 I [USA] 3.2 24V AWD	--	01/06	⇒ 12/09
A3 I 1.6	AVU, AGN	08/00	⇒ 05/03
A3 I 1.8	AGN, AGU	09/96	⇒ 05/03
A3 I 1.8 T quattro	AGU, AGU	12/96	⇒ 05/03
A3 I 1.9 TDI	AGR, AMK	08/00	⇒ 05/03
A3 I 1.9 TDI quattro	ASZ	08/00	⇒ 05/03
A3 I S3 quattro	AMK, CAXC	10/01	⇒ 05/03
A3 II 1.2 TFSi	CBZB	03/10	⇒ 05/13
A3 II 1.2 TSI	CBZB	04/10	⇒ 08/12
A3 II 1.4 TFSi	CAXC, BGU	09/07	⇒ 05/13
A3 II 1.6	BGU, CCSA	05/03	⇒ 08/12
A3 II 1.6 E-Power	CCSA, BAG	01/11	⇒ 08/12
A3 II 1.6 FSI	BAG, AZV	08/03	⇒ 09/07

AUDI			
A3 II 2.0 TDI	AZV, BKD	05/03 →	05/13
A3 II 2.0 TDI 16V	BKD, CBAB	05/03 →	08/12
A3 II 2.0 TDI 16V quattro	CBAB, AZV	08/04 →	08/12
A3 II 2.0 TDI quattro	AZV, AXX	05/03 →	08/12
A3 II 2.0 TFSI	AXX, AXX	09/04 →	05/13
A3 II 2.0 TFSI quattro	AXX, CAXC	09/04 →	08/12
A3 II 3.2 V6 quattro	BUB	07/03 →	05/09
A3 II SPORTBACK 1.2 TSI	CBZB	04/10 →	03/13
A3 II SPORTBACK 1.4 TFSI	CAXC, BGU	09/07 →	03/13
A3 II SPORTBACK 1.6	BGU, CCSA	09/04 →	03/13
A3 II SPORTBACK 1.6 E-Power	CCSA, BLF	01/11 →	03/13
A3 II SPORTBACK 1.6 FSI	BLF, AZV	09/04 →	09/07
A3 II SPORTBACK 2.0 TDI	AZV, BKD	09/04 →	03/13
A3 II SPORTBACK 2.0 TDI 16V	BKD, CBAB	09/04 →	03/13
A3 II SPORTBACK 2.0 TDI 16V quattro	CBAB, BMM	11/05 →	03/13
A3 II SPORTBACK 2.0 TDI quattro	BMM, AXX	01/06 →	03/13
A3 II SPORTBACK 2.0 TFSI	AXX, AXX	09/04 →	03/13
A3 II SPORTBACK 2.0 TFSI quattro	AXX, BDB	09/04 →	03/13
A3 II SPORTBACK 3.2 V6 quattro	BDB, CHZD	09/04 →	05/09
A3 II SPORTBACK S3 quattro	BHZ	06/08 →	03/13
A3 III 1.0 TFSI	CHZD, CJZA	07/16 →	
A3 III 1.2 TFSI	CJZA, CMBA	02/13 →	
A3 III 1.4 TFSI	CMBA, CUKB	04/12 →	
A3 III 1.4 TFSI e-tron	CUKB, CXXB	05/14 →	
A3 III 1.4 TSI	CZEA	05/14 →	
A3 III 1.5 TFSI	DADA	05/17 →	
A3 III 1.6 TDI	CXXB, CJSA	09/13 →	
A3 III 1.6 TDI quattro	CXXB	05/15 →	
A3 III 1.8 TFSI	CJSA, CRBC	10/13 →	
A3 III 1.8 TFSI quattro	CJSB	08/12 →	
A3 III 2.0 quattro	CNTC	11/13 →	
A3 III 2.0 TDI	CRBC, CRBC	04/12 →	
A3 III 2.0 TDI quattro	CRBC, CHHB	10/12 →	
A3 III 2.0 TFSI	CHHB, DDYA	01/13 →	
A3 III 2.0 TFSI quattro	CNTC	05/14 →	
A3 III 30 TDI	DDYA, CHZD	10/18 →	
A3 III 30 TFSI	CHZD, CXB	10/18 →	
A3 III 35 TFSI	DADA	10/18 →	
A3 III S3 quattro	CJXB, CHZJ	11/12 →	
Q2 1.0 TFSI	CHZJ, DDYA	10/16 →	
Q2 1.4 TSI	CZEA	06/16 →	
Q2 1.6 TDI	DDYA, CHPB	06/16 →	10/18
Q3 1.4 TFSI	CZDB	07/16 →	
Q3 1.4 TSI	CHPB, CFFA	10/13 →	
Q3 2.0 TDI	CFFA, CFFB	09/11 →	
Q3 2.0 TDI quattro	CFFB, CCTA	06/11 →	
Q3 2.0 TFSI	CCTA, CCZC	10/13 →	
Q3 2.0 TFSI quattro	CCZC, BHE	06/11 →	
TT 1 3.2 VR6 quattro	BHE, CBBB	07/03 →	06/06
TT 1 2.0 TDI quattro	CBBB, BPY	06/08 →	06/14
TT 1 2.0 TFSI	BPY, BWA	08/06 →	06/14
TT 1 2.0 TFSI quattro	BWA, CDLA	06/08 →	06/14
TT 1 2.0 TTS quattro	CDLA, CEPA	05/08 →	06/14
TT 1 2.5 RS quattro	CEPA, CJSA	07/09 →	06/14
TT 1 3.2 V6 quattro	BUB	08/06 →	06/10
TT 1 1.8 TFSI	CJSA, CHHC	08/15 →	
TT 1 3.0 TDI	CUNA	07/14 →	
TT 1 3.0 TFSI	CHC	07/14 →	
TT 1 3.0 TFSI quattro	CHHC, CJXF	07/14 →	
TT 1 3.0 TTS quattro	CJXF, DAUA	11/14 →	

FORD			
GALAXY I 2.8 V6	AYL	04/00 →	05/06

MAN			
TGE-SERIES 2.0 Tdi	DAUA, ANU	02/17 →	
TGE 2.0 TDI	DAUA, DAUA	11/16 →	
TGE 2.0 TDI AWD	DAUA, DAUA	03/17 →	

SEAT			
ALHAMBRA I / II 1.8	AWC	05/98 →	03/10
ALHAMBRA I / II 1.9 TDI	AUW, AUW	06/00 →	03/10
ALHAMBRA I / II 1.9 TDI 4motion	AUW, AUE	06/00 →	03/10
ALHAMBRA I / II 1.9 Tdi 4x4	ASZ	06/05 →	11/08
ALHAMBRA I / II 2.0 i	ATM	04/96 →	03/10
ALHAMBRA I / II 2.0 TDI	BRT	11/05 →	03/10
ALHAMBRA I / II 2.8 V6	AUE, AUE	06/00 →	03/10
ALHAMBRA I / II 2.8 V6 4motion	AUE, CAVA	06/00 →	03/10
ALHAMBRA III 1.4 TSI	CAVA, CFFA	06/10 →	
ALHAMBRA III 1.8 TSI	CDAA	11/12 →	
ALHAMBRA III 2.0 TDI	CFFA, CFFB	06/10 →	
ALHAMBRA III 2.0 TDI 4Drive	CFFB, CCZA	05/11 →	
ALHAMBRA III 2.0 TSI	CCZA, BXW	11/10 →	
ALTEA 1.2 TSI	CBZB	04/10 →	
ALTEA 1.4 16V	BXW, BGU	05/06 →	
ALTEA 1.4 TFSI	CAXC	05/10 →	04/11

SEAT			
ALTEA 1.4 TSI	CAXC	11/07 →	
ALTEA 1.6	BGU, CAYB	03/04 →	
ALTEA 1.6 LPG	CHGA	09/09 →	
ALTEA 1.6 Multifuel	CMXA	11/10 →	05/11
ALTEA 1.6 TDI	CAYB, BYT	10/09 →	
ALTEA 1.8 TFSI	BYT, BJB	01/07 →	
ALTEA 1.9 TDI	BJB, BLR	04/04 →	
ALTEA 2.0 FSI	BLR, AZV	05/04 →	03/09
ALTEA 2.0 TDI	AZV, BKD	03/04 →	
ALTEA 2.0 TDI 16V	BKD, BXW	03/04 →	
ALTEA 2.0 TDI 16V 4WD	CFHC	10/10 →	
ALTEA 2.0 TFSI	BWA	04/06 →	05/09
ALTEA XL 1.2 TSI	CBZB	04/10 →	
ALTEA XL 1.4 16V	BXW, BGU	10/06 →	
ALTEA XL 1.4 TSI	CAXC	11/07 →	
ALTEA XL 1.6	BGU, BSE	10/06 →	
ALTEA XL 1.6 LPG	CHGA	09/09 →	
ALTEA XL 1.6 Multifuel	BSE, CAYB	10/06 →	
ALTEA XL 1.6 TDI	CAYB, BYT	10/09 →	
ALTEA XL 1.8 TFSI	BYT, BKC	01/07 →	
ALTEA XL 1.9 TDI	BKC, BVY	10/06 →	
ALTEA XL 1.9 TDI 4x4	BLS	06/09 →	12/10
ALTEA XL 2.0 FSI	BVY, AZV	10/06 →	03/09
ALTEA XL 2.0 TDI	AZV, BKD	10/06 →	
ALTEA XL 2.0 TDI 16V	BKD, BMM	10/06 →	
ALTEA XL 2.0 TDI 16V 4x4	CFHC	10/10 →	
ALTEA XL 2.0 TDI 4x4	BMM, BWA	06/07 →	
ALTEA XL 2.0 TFSI	BWA	10/06 →	05/09
ALTEA XL 2.0 TFSI 4x4	BWA, CHZJ	06/07 →	
ARONA 1.0 TSI	CHZJ, DGTA	07/17 →	
ARONA 1.5 TSI	DADA	07/17 →	
ARONA 1.6 TDI	DGTA, DDYA	07/17 →	
ATECA 1.0 TSI	CHZJ	05/16 →	
ATECA 1.4 TSI	CZEA	06/16 →	
ATECA 1.4 TSI 4Drive	DZEA	06/16 →	
ATECA 1.6 TDI	DDYA, AZQ	04/16 →	
ATECA 2.0 TDI	DFFA	04/16 →	
ATECA 2.0 TDI 4Drive	DFFA	04/16 →	
CORDOBA II 1.2	AZQ, BBY	10/02 →	06/06
CORDOBA II 1.2 12V	BXV	05/06 →	11/09
CORDOBA II 1.4 16V	BBY, AMF	09/02 →	11/09
CORDOBA II 1.4 TDI	AMF, ASZ	10/02 →	11/09
CORDOBA II 1.6	BAH	04/03 →	11/09
CORDOBA II 1.6 16V	BTS	11/06 →	11/09
CORDOBA II 1.9 SDI	ASY	09/02 →	11/09
CORDOBA II 1.9 TDI	ASZ, AZL	09/02 →	11/09
CORDOBA II 2.0	AZL, AZQ	09/02 →	11/09
IBIZA III 1.2	AZQ, AUB	02/02 →	05/08
IBIZA III 1.2 12V	BXV	05/06 →	11/09
IBIZA III 1.4 16V	AUB, AMF	02/02 →	11/09
IBIZA III 1.4 TDI	AMF, BBU	05/02 →	11/09
IBIZA III 1.6	BAH	02/03 →	11/09
IBIZA III 1.6 16V	BTS	11/06 →	11/09
IBIZA III 1.8 T Cupra R	BBU, BJX	01/04 →	02/08
IBIZA III 1.8 T FR	BJX, ASZ	12/03 →	05/08
IBIZA III 1.9 SDI	ASY	02/02 →	12/05
IBIZA III 1.9 TDI	ASZ, BPX	02/02 →	11/09
IBIZA III 1.9 TDI Cupra R	BPX, AZL	03/04 →	02/08
IBIZA III 2.0	AZL, CHZB	04/02 →	11/09
IBIZA IV 1.0	CHYB	05/15 →	
IBIZA IV 1.0 TSI	CHZB, BZG	05/15 →	
IBIZA IV 1.2	BZG, CBZA	03/08 →	
IBIZA IV 1.2 LPG	CFW	03/08 →	
IBIZA IV 1.2 TDI	BWA	04/10 →	
IBIZA IV 1.2 TSI	CBZA, BXW	09/10 →	
IBIZA IV 1.4	BXW, BMS	03/08 →	
IBIZA IV 1.4 LPG	BMS	03/08 →	05/11
IBIZA IV 1.4 TDI	BXW, CAVF	07/08 →	
IBIZA IV 1.4 TSI	CAVF, CAVE	06/09 →	
IBIZA IV 1.4 TSI Cupra	CAVE, CWVA	06/09 →	
IBIZA IV 1.6	BTS	05/08 →	
IBIZA IV 1.6 LPG	CNKA	05/11 →	
IBIZA IV 1.6 SRE	CWVA, CAYB	07/15 →	
IBIZA IV 1.6 TDI	CAYB, BLS	05/09 →	
IBIZA IV 1.8 TSI Cupra	DAJA	11/15 →	
IBIZA IV 1.9 TDI	BLS, CHYB	03/08 →	
IBIZA IV 2.0	CEKA	10/08 →	
IBIZA IV 2.0 TDI	CFHD	01/10 →	
IBIZA V 1.0	CHYB, CHZJ	01/17 →	
IBIZA V 1.0 TGI	DBYA	11/17 →	
IBIZA V 1.0 TSI	CHZJ, DGTA	01/17 →	
IBIZA V 1.5 TSI	DADA	07/17 →	
IBIZA V 1.6 TDI	DGTA, AHW	09/17 →	
LEON I 1.4 16V	AHW, AEH	11/99 →	06/06
LEON I 1.6	AEH, AUS	10/05 →	06/06
LEON I 1.6 16V	AUS, AGN	09/00 →	06/06
LEON I 1.8 20V	AGN, APP	11/99 →	06/06
LEON I 1.8 20VT	APP, AJQ	11/99 →	06/06

SEAT			
LEON I 1.8 20VT 4	AJQ, AMK	11/99 →	06/06
LEON I 1.8 T Cupra R	AMK, AGR	02/02 →	06/06
LEON I 1.8 Turbo 4x4	AMK	05/02 →	05/03
LEON I 1.9 SDI	AQM	11/99 →	06/06
LEON I 1.9 TDI	AGR, AUE	09/00 →	06/06
LEON I 1.9 TDI Syncro	ARL	05/02 →	06/06
LEON I 2.8	BDE	05/02 →	06/04
LEON I 2.8 Cupra 4	AUE, BXW	02/01 →	06/06
LEON II 1.2 TSI	CBZB	02/10 →	12/12
LEON II 1.4 16V	BXW, BSE	06/06 →	12/12
LEON II 1.4 TSI	CAXC	11/07 →	12/12
LEON II 1.6	BSE, BSE	07/05 →	12/12
LEON II 1.6 LPG	CHGA	12/09 →	12/12
LEON II 1.6 MultiFuel	BSE, CAYB	11/10 →	12/12
LEON II 1.6 TDI	CAYB, BZB	02/10 →	12/12
LEON II 1.8 TSI	BZB, BKC	06/07 →	12/12
LEON II 1.9 TDI	BKC, BLR	07/05 →	12/10
LEON II 2.0 Cupra R	CDLA	09/09 →	12/12
LEON II 2.0 FSI	BLR, AZV	07/05 →	05/10
LEON II 2.0 TDI	AZV, BKD	07/05 →	12/12
LEON II 2.0 TDI 16V	BKD, BWA	07/05 →	12/12
LEON II 2.0 TFSI	BWA, CHZD	05/05 →	12/12
LEON III 1.0 TSI	CHZD, CJZA	05/15 →	
LEON III 1.2 TSI	CJZA, CHPA	12/12 →	
LEON III 1.4 TGI	CPWA	02/13 →	
LEON III 1.4 TSI	CHPA, CLHA	09/12 →	
LEON III 1.6 TDI	CLHA, CIXA	09/12 →	
LEON III 1.6 TSI	CWVA	05/15 →	
LEON III 1.8 TFSI	CJSA	02/13 →	
LEON III 1.8 TSI	CJSA	02/13 →	
LEON III 1.8 TSI 4Drive	CJSB	11/14 →	
LEON III 2.0 Cupra	CJXA, CKFC	10/13 →	
LEON III 2.0 Cupra R	CJXG	11/17 →	
LEON III 2.0 TDI	CKFC, CRBC	09/12 →	
LEON III 2.0 TDI 4Drive	CRBC, CJZB	04/14 →	
LEON ST 1.0 TSI	CHZD	05/15 →	
LEON ST 1.2 TSI	CJZB, CZDA	01/13 →	
LEON ST 1.4 TSI	CZDA, CRKB	05/14 →	
LEON ST 1.6 TDI	CRKB, CJXA	09/13 →	
LEON ST 1.8 TFSI	CJSA	10/13 →	
LEON ST 2.0 Cupra	CJXA, CKFC	10/13 →	
LEON ST 2.0 TDI	CKFC, CRBC	04/13 →	
LEON ST 2.0 TDI 4Drive	CRBC, CHYA	09/14 →	
MII 1.0	CHYA, AHW	10/11 →	
MII 1.0 EcoFuel	CPGA	11/12 →	
TOLEDO II 1.4 16V	AHW, AEH	01/00 →	05/02
TOLEDO II 1.6	AEH, AUS	10/98 →	07/04
TOLEDO II 1.6 16V	AUS, AGN	06/00 →	05/06
TOLEDO II 1.8 20V	AGN, APP	10/98 →	07/04
TOLEDO II 1.8 20VT	APP, AGR	09/00 →	07/04
TOLEDO II 1.8 4x4	AJQ	05/01 →	04/04
TOLEDO II 1.9 TDI	AGR, BGU	10/00 →	05/06
TOLEDO II 1.9 TDI 4Drive	ARL	10/00 →	10/05
TOLEDO II 2.3 V5	AGZ	10/98 →	11/00
TOLEDO II 2.3 V5 20V	AQN	09/00 →	11/03
TOLEDO III 1.4 16V	BXW	05/06 →	05/09
TOLEDO III 1.4 TSI	CAXC	11/07 →	05/09
TOLEDO III 1.6	BGU, BYT	10/04 →	05/09
TOLEDO III 1.8 TFSI	BYT, BJB	01/07 →	05/09
TOLEDO III 1.9 TDI	BJB, BLR	10/04 →	05/09
TOLEDO III 2.0 FSI	BLR, AZV	10/04 →	05/09
TOLEDO III 2.0 TDI	AZV, CHZB	09/04 →	05/09
TOLEDO III 2.0 TDI 16V	BKD	04/04 →	05/09
TOLEDO III 2.0 TFSI	BWA	11/05 →	05/09
TOLEDO IV 1.0 TSI	CHZB, CBZA	05/17 →	
TOLEDO IV 1.2	CGPC	07/12 →	
TOLEDO IV 1.2 TSI	CBZA, CAXA	07/12 →	
TOLEDO IV 1.4 TDI	CUSB	05/15 →	
TOLEDO IV 1.4 TSI	CAXA, CHYA	07/12 →	
TOLEDO IV 1.6	CFNA	07/13 →	
TOLEDO IV 1.6 SRE	CWVA	05/15 →	
TOLEDO IV 1.6 TDI	CXMA	05/15 →	

SKODA			
CITIGO 1.0	CHYA, AWY	10/11 →	
CITIGO 1.0 CNG	CPGA	11/12 →	
CITIGO 1.0 LPG	CHYB	10/11 →	
FABIA I 1.2	AWY, AUA	07/01 →	03/08
FABIA I 1.4	BKY	05/04 →	12/07
FABIA I 1.4 16V	AUA, ASZ	12/99 →	03/08
FABIA I 1.4 TDI	BNM	10/05 →	03/08
FABIA I 1.9 SDI	ASY	11/99 →	03/08
FABIA I 1.9 TDI RS	ASZ, BBM	06/03 →	03/08
FABIA I 2.0	AZL	12/99 →	03/08
FABIA II 1.2	BBM, CGPA	12/06 →	12/14
FABIA II 1.2 [IND]	CJLA	09/10 →	
FABIA II 1.2 12V	CGPB	11/11 →	12/14
FABIA II 1.2 LPG	CGPA, CBZA	07/07 →	11/14

SKODA			SKODA			VW		
FABIA II 1.4	BXW, BXW	01/07 → 12/14	SUPERB III 2.0 TDI	CRGA, CRLB	03/15 →	FOX 1.2	BMD, BAH	04/05 →
FABIA II 1.4 [CHN]	CDDA	12/08 →	SUPERB III 2.0 TDI 4x4	CRLB, CBZB	03/15 →	FOX 1.4	BKR	04/05 →
FABIA II 1.4 LPG	BXW, BTS	01/07 → 11/14	SUPERB III 2.0 TSI	CHHB	03/15 →	FOX 1.4 TDI	BNM	04/05 →
FABIA II 1.4 TDI	BNM	02/07 → 03/10	SUPERB III 2.0 TSI 4x4	CJXA	03/15 →	FOX 1.6	BAH, BJA	10/03 →
FABIA II 1.6	BTS, CDEA	04/07 → 12/14	YETI 1.2 TSI	CBZB, CAXA	09/09 → 12/17	FOX 1.6 Alcohol	--	10/03 →
FABIA II 1.6 [CHN]	CDEA, CHYA	12/08 →	YETI 1.4 TSI	CAXA, CFHC	06/10 → 12/17	FOX 1.6 Total Flex	BJA, AXP	10/03 →
FABIA III 1.0	CHYA, CHYA	08/14 →	YETI 1.4 TSI 4x4	CZDA	05/15 → 12/17	FOX 1.9 D	ASY	12/07 →
FABIA III 1.0 LPG	CHYA, CHZB	08/14 →	YETI 1.6	CWVA	04/14 → 12/17	GOLF IV 1.4	AXP, AHW	05/00 → 06/06
FABIA III 1.0 TSI	CHZB, CJZC	05/17 →	YETI 1.6 TDI	CAYC	11/10 → 05/15	GOLF IV 1.4 16V	AHW, AEH	08/97 → 06/06
FABIA III 1.2 TSI	CJZC, CUSA	08/14 →	YETI 1.8	CDAB	02/11 →	GOLF IV 1.6	AEH, ATN	05/00 → 06/06
FABIA III 1.4 TDI	CUSA, CWVA	08/14 →	YETI 1.8 TFSi	CDAB	11/09 →	GOLF IV 1.6 16V	ATN, BAD	02/00 → 06/06
FABIA III 1.6	CWVA, CZDA	01/15 →	YETI 1.8 TSI 4x4	CDA	05/09 → 12/17	GOLF IV 1.6 FSI	BAD, AGU	01/02 → 06/06
KAROQ 1.0 TSI	CHZJ	07/17 →	YETI 2.0 TDI	CFHC, CBDB	11/09 →	GOLF IV 1.8 T	AGU, AGP	08/97 → 06/06
KAROQ 1.5 TSI	DADA	07/17 →	YETI 2.0 TDI 4x4	CBDB, BAH	05/09 → 12/17	GOLF IV 1.8 T GTI	AUQ	08/01 → 06/05
KAROQ 1.6 TDI	DDYA	07/17 →	VOLKSWAGEN (BR)			GOLF IV 1.9 SDI	AGP, AGR	08/97 → 06/06
KAROQ 2.0 TDI 4x4	DFFA	07/17 →	POLO 1.0	ARA	07/02 → 01/04	GOLF IV 1.9 TDi	AGR, AGR	10/97 → 06/06
KODIAQ 1.4 TSI	CZCA	10/16 →	POLO 1.4	BKY	07/06 →	GOLF IV 1.9 TDI 4motion	AGR, APK	02/00 → 06/06
KODIAQ 1.4 TSI 4x4	CZDA, DBGA	10/16 →	POLO 1.4 16V	BBY	09/02 →	GOLF IV 1.9 TDI GTi	ARL	06/01 → 06/06
KODIAQ 2.0 TDI 4x4	DBGA, AGU	10/16 →	POLO 1.6	BAH, DFCA	02/02 →	GOLF IV 2.0	APK, AZH	07/98 → 06/06
OCTAVIA I 1.8 T	AGU, BUD	07/98 → 12/10	POLO 1.9 SDI	ASY	05/02 →	GOLF IV 2.0 4motion	AZH, AQP	10/00 → 06/06
OCTAVIA I 1.9 TDI	ASZ	09/02 → 09/04	POLO 2.0	BBX	05/02 →	GOLF IV 2.0 Bi-Fuel	BEH	02/02 → 06/06
OCTAVIA I 1.9 TDI 4x4	ATD	09/00 → 01/06	VW			GOLF IV 2.3 V5	AQN	10/00 → 06/06
OCTAVIA II 1.2 TSI	CBZB	02/10 → 06/13	ARTEON 1.5 TSI	DADA	11/17 →	GOLF IV 2.3 V5 4motion	AQN	10/00 → 06/06
OCTAVIA II 1.4	BUD, BSE	06/04 → 06/13	ARTEON 2.0 TDI	DFGA, CFFB	04/17 →	GOLF IV 2.8 V6 4motion	AQP, AQP	05/99 → 06/06
OCTAVIA II 1.4 [CHN]	CFBA	03/10 →	BEETLE 1.2 TSI	CBZB	07/11 →	GOLF IV 2.8 VR6 4motion	AQP, BFH	03/99 → 06/05
OCTAVIA II 1.4 TSI	CAXA	11/08 → 06/13	BEETLE 2.0 TDI	CFFB, CBFA	04/11 →	GOLF IV 3.2 R32 4motion	BFH, CBZA	09/02 → 06/05
OCTAVIA II 1.6	BSE, CDFA	06/04 → 06/13	BEETLE 2.0 TSI	CBFA, AHW	04/11 →	GOLF V 1.2 TSI	CBZA, BCA	11/09 → 12/13
OCTAVIA II 1.6 [CHN]	CDFA, BSE	09/07 →	BORA 1.4 16V	AHW, AEH	03/00 → 05/05	GOLF V 1.4	BUD	06/07 → 07/09
OCTAVIA II 1.6 LPG	BSE, CCSA	08/09 → 11/12	BORA 1.6	AEH, ATN	08/00 → 05/05	GOLF V 1.4 16V	BCA, BKG	10/03 → 12/13
OCTAVIA II 1.6 MultiFuel	CCSA, BXX	01/08 → 06/13	BORA 1.6 16V	ATN, AGN	02/00 → 05/05	GOLF V 1.4 FSI	BKG, BLG	10/03 → 11/06
OCTAVIA II 1.8 [CHN]	BYJ	04/07 →	BORA 1.6 FSI	BAD	01/02 → 05/05	GOLF V 1.4 TSI	BLG, BGU	11/05 → 12/13
OCTAVIA II 1.8 TSI 4x4	CDA	11/08 → 02/13	BORA 1.8	AGN	10/98 → 05/05	GOLF V 1.6	BGU, BAG	01/04 →
OCTAVIA II 2.0 [CHN]	BXX., BWA	04/07 →	BORA 1.8 4motion	AGN, AGU	05/99 → 05/05	GOLF V 1.6 BiFuel	CHGA	05/09 → 12/13
OCTAVIA II 2.0 4x4	CCZA	11/08 →	BORA 1.8 T	AGU, AGP	05/00 → 05/05	GOLF V 1.6 FSI	BAG, CCSA	10/03 → 07/08
OCTAVIA II 2.0 RS	BWA, AZV	10/05 → 02/13	BORA 1.9 SDI	AGP, AGR	10/98 → 05/05	GOLF V 1.6 MultiFuel	CCSA, CAYB	10/07 → 12/13
OCTAVIA II 2.0 TDI	AZV, AZV	02/04 → 05/10	BORA 1.9 TDI	AGR, AGR	05/00 →	GOLF V 1.6 TDI	CAYB, BKC	02/09 → 12/13
OCTAVIA II 2.0 TDI 16V	AZV, BKD	02/04 → 05/13	BORA 1.9 TDI 4motion	AGR, APK	05/00 →	GOLF V 1.9 TDI	BKC, BKC	10/03 → 07/09
OCTAVIA II 2.0 TDI 16V 4x4	BKD, BMM	05/10 → 02/13	BORA 2.0	APK, AZH	10/98 → 05/05	GOLF V 1.9 TDI 4motion	BKC, BHY	08/04 → 07/09
OCTAVIA II 2.0 TDI 4x4	BMM, CJZA	07/06 → 02/13	BORA 2.0 4motion	AZH, AGZ	04/00 → 05/05	GOLF V 2.0	BHY, AXW	08/06 → 07/09
OCTAVIA III 1.0 TSI	CHZD	05/16 →	BORA 2.3 V5	AGZ, AGZ	10/00 → 05/05	GOLF V 2.0 FSI	AXW, BLX	01/04 → 11/08
OCTAVIA III 1.2 TSI	CJZA, CHPB	11/12 →	BORA 2.3 V5 4motion	AGZ, AQP	10/00 → 05/05	GOLF V 2.0 FSI 4motion	BLX, AXX	08/04 → 11/08
OCTAVIA III 1.4 [CHN]	CSA	02/14 →	BORA 2.8 V6 4motion	AQP, BCA	03/99 → 05/05	GOLF V 2.0 GTI	AXX, AZV	10/04 → 02/09
OCTAVIA III 1.4 TSI	CHPB, CLHA	08/14 →	BORA 2.8 VR6	AUE	03/00 → 05/00	GOLF V 2.0 SDI	BDK	01/04 → 11/08
OCTAVIA III 1.4 TSI G-TEC	CPWA	11/13 →	CADDY III 1.0 TSI	CHZG	11/15 →	GOLF V 2.0 TDI	AZV, BKD	10/03 →
OCTAVIA III 1.5 TSI	DADA	02/17 →	CADDY III 1.2 TSI	CYVC	06/15 →	GOLF V 2.0 TDI 16V	BKD, BUB	10/03 → 12/13
OCTAVIA III 1.6	CWVA	01/14 →	CADDY III 1.4	BCA, BGU	03/04 → 08/10	GOLF V 2.0 TDI 16V 4motion	BKD	08/04 → 11/08
OCTAVIA III 1.6 [CHN]	CSRA	02/14 →	CADDY III 1.4 TGI	CPWA	06/15 →	GOLF V 2.0 TDI 4motion	AZV	08/04 → 07/09
OCTAVIA III 1.6 TDI	CLHA, CLHA	11/12 →	CADDY III 1.4 TSI	CCZB	05/15 →	GOLF V 3.2	BUB, BUB	09/05 → 11/08
OCTAVIA III 1.6 TDI 4x4	CLHA, CKFB	11/12 →	CADDY III 1.6	BGU, BSF	04/04 →	GOLF V 3.2 R32 4motion	BUB, CBZA	11/05 → 11/08
OCTAVIA III 1.8 TSI 4x4	CJSA	11/12 →	CADDY III 1.6 [ARG]	UVC	10/05 →	GOLF VI 1.2 TSI	CBZA, CJZA	11/08 →
OCTAVIA III 2.0 TDI	CKFB, CUNA	11/12 →	CADDY III 1.6 BiFuel	BSF, CAYD	05/11 → 05/15	GOLF VI 1.2 TSI 16V	CJZA, CJZA	11/13 →
OCTAVIA III 2.0 TDI /TDI RS 4x4	CUNA, CKFC	09/14 →	CADDY III 1.6 TDI	CAYD, BJB	05/15 →	GOLF VI 1.2 TSI BlueMotion	CJZA, BUD	08/12 →
OCTAVIA III 2.0 TDI 4x4	CKFC, CUNA	11/12 →	CADDY III 1.8 [ARG]	BUR	10/05 →	GOLF VI 1.2 TSI/TSI Blue-Motion	CBZB	05/09 → 11/12
OCTAVIA III 2.0 TDI RS	CUNA, CHHA	05/13 →	CADDY III 1.9 TDI	BJB, BDJ	04/04 → 08/10	GOLF VI 1.4	BUD, BUD	10/08 →
OCTAVIA III 2.0 TSI RS	CHHA, CBZA	11/12 →	CADDY III 1.9 TDI [ARG]	1Y	10/05 →	GOLF VI 1.4 16V	BUD, CAVD	01/09 → 05/11
RAPID 1.0 TSI	CHZC	06/17 →	CADDY III 1.9 TDI 4motion	BLS	05/08 → 08/10	GOLF VI 1.4 TSI	CAVD, BSE	10/08 →
RAPID 1.2	CGPC	07/12 →	CADDY III 2.0 EcoFuel	BSX	04/06 → 05/15	GOLF VI 1.4 TSI BlueMotion	CXSA	05/13 →
RAPID 1.2 LPG	CBZA, CBZA	07/12 →	CADDY III 2.0 SDI	BDJ, BMM	03/04 → 08/10	GOLF VI 1.6	BSE, CCSA	10/08 →
RAPID 1.2 TSI	CBZA, CFNA	07/12 →	CADDY III 2.0 TDI	BMM, CFHC	09/07 →	GOLF VI 1.6 BiFuel	BSF	03/09 →
RAPID 1.4 TDI	CUSB	05/15 →	CADDY III 2.0 TDI 16V	CFHC, CFHC	11/10 → 05/15	GOLF VI 1.6 MultiFuel	CCSA, CAYB	10/08 →
RAPID 1.6	CFNA, BME	07/12 →	CADDY III 2.0 TDI 16V 4motion	CFHC, CAAC	08/10 →	GOLF VI 1.6 TDI	CAYB, CBFA	02/09 → 08/14
RAPID 1.6 SRE	CWVA	05/15 →	CADDY III 2.0 TDI 4motion	CFHC, CAAC	08/10 →	GOLF VI 1.6 TDI 4motion	CAYC	07/09 → 07/13
RAPID 1.6 TDI	CXMA	05/15 →	CAMPMOBILE 2.0 TDi	CCHB	05/10 → 08/15	GOLF VI 1.6 TDI BlueMotion	CLHA	05/13 → 03/17
ROOMSTER 1.2	BME, CBZA	05/06 → 05/15	CAMPMOBILE 2.0 TDi BlueMotion	CAAC, AXD	04/15 →	GOLF VI 1.6 TDI /TDI BlueMotion	CAYC	07/09 → 05/14
ROOMSTER 1.2 LPG	CGPA	03/09 → 05/15	CAMPMOBILE 2.0 TSi BlueMotion	CJKB	04/15 →	GOLF VI 1.8	AGN	05/98 → 10/00
ROOMSTER 1.2 TDI	CPWA	03/10 → 05/15	CAMPMOBILE 2.5 TDi	AXD, CKMA	03/04 → 11/09	GOLF VI 1.9 TDi	AGR	07/98 → 04/02
ROOMSTER 1.2 TSI	CBZA, BXW	03/10 → 05/15	CC 1.4 TSI	CKMA, CDAA	11/11 → 12/16	GOLF VI 2.0	CDLF	05/11 →
ROOMSTER 1.4	BXW, BXW	09/06 → 05/15	CC 1.4 TSI MultiFuel	CKMA	11/11 → 12/16	GOLF VI 2.0 BiFuel	BEH	05/02 → 05/03
ROOMSTER 1.4 LPG	BXW, BTS	03/10 → 05/15	CC 1.8 TSI	CDAA, CFFA	11/11 → 12/16	GOLF VI 2.0 GTD	CUNA	04/13 →
ROOMSTER 1.4 TDI	BNM	07/06 → 03/10	CC 2.0 TDI	CFFA, CFFB	11/11 → 12/16	GOLF VI 2.0 GTi	CBFA, CDLC	02/09 →
ROOMSTER 1.6	BTS, CAYA	09/06 → 05/15	CC 2.0 TDI 4motion	CFFB, CBFA	11/11 → 12/16	GOLF VI 2.0 R	CDLA	01/13 →
ROOMSTER 1.6 LPG	BTS	06/06 → 07/10	CC 2.0 TSI	CBFA, DAUA	11/11 →	GOLF VI 2.0 R 4motion	CDLC, BMM	11/09 → 11/13
ROOMSTER 1.6 TDI	CAYA, BZB	03/10 → 05/15	CRAFTER 2.0 TDI	CNNA	11/11 →	GOLF VI 2.0 TDI	BMM, CBAB	10/08 →
SUPERB II 1.4 TSI	CAXC	07/08 → 05/15	CRAFTER 2.0 TDI 4motion	DAUA, DAUA	09/16 →	GOLF VI 2.0 TDI 4motion	CBAB, CKFC	05/09 →
SUPERB II 1.6 TDI	CAYC	09/10 → 05/15	EOS 1.4 TSI	DAUA, CAVD	03/17 →	GOLF VI 2.0 TDI BlueMotion	CKFC, CBFA	04/13 →
SUPERB II 1.8 TSI	BZB, CDAA	03/08 → 05/15	EOS 1.6 FSI	CAVD, BZY	11/07 → 08/15	GOLF VI 2.0 TDI Gtd	CFGB	05/11 →
SUPERB II 1.8 TSI 4x4	CDA, BMP	11/08 → 05/15	EOS 2.0 FSI	BLF	06/06 → 05/08	GOLF VI 2.0 TFSi	CRZA	11/11 →
SUPERB II 2.0 TDI	BMP, BKD	03/08 → 05/15	EOS 2.0 FSI	BVY, BMM	03/06 → 05/08	GOLF VI 2.0 TFSi GTi	CBFA, CCZA	05/11 →
SUPERB II 2.0 TDI 16V	BKD, CBBB	01/09 → 05/15	EOS 2.0 TDI	BMM, CBAB	06/06 → 08/15	GOLF VI 2.0 TSI	CCZA, CDLA	07/09 →
SUPERB II 2.0 TDI 16V 4x4	CFFB	11/10 → 05/15	EOS 2.0 TDI 16V	CBAB, BPY	05/08 → 08/15	GOLF VI 2.0 TSI R	CDLA, CHZC	11/09 → 11/12
SUPERB II 2.0 TDI 4x4	CBBB, CZCA	09/08 → 05/15	EOS 2.0 TFSi	BPY, --	03/06 → 08/15	GOLF VII 1.0 TSI	CHZC, CJZA	05/15 →
SUPERB II 2.0 TSI	CCZA	05/10 → 05/15	EOS 2.0 TSI	CCZB	11/09 → 08/15	GOLF VII 1.2 TSI	CJZA, CPWA	08/12 →
SUPERB II 3.6 FSI 4x4	--	04/09 → 05/15	FOX 1.0	--, BJE	10/03 →	GOLF VII 1.4 TGE Hybrid	CUKB	05/14 →
SUPERB III 1.4 TSI	CZCA, CZDA	03/15 →	FOX 1.0 Alcohol	BJE, BMD	10/03 →	GOLF VII 1.4 TGI CNG	CPWA, CHPA	06/13 →
SUPERB III 1.4 TSI 4x4	CZDA, CVRA	03/15 →	FOX 1.0 Total Flex	CCNA	03/08 →	GOLF VII 1.4 TSI	CHPA, CPVA	08/12 →
SUPERB III 1.6 TDI	CVRA., CJSA	03/15 →				GOLF VII 1.4 TSI MultiFuel	CPVA, CLHA	04/13 →
SUPERB III 1.8 TSI	CJSA, CRGA	03/15 →						

VW			
GOLF VII 1.5 TSI	DACA	05/17	⇒
GOLF VII 1.6	CWVA	05/14	⇒
GOLF VII 1.6 TDI	CLHA, CLHA	08/12	⇒
GOLF VII 1.6 TDI 4motion	CLHA, CUNA	11/12	⇒
GOLF VII 1.8 TSI 4motion	CJSB	12/14	⇒
GOLF VII 2.0 GTD	CUNA, CHHA	04/13	⇒
GOLF VII 2.0 GTI	CHHA, CJXB	04/13	⇒
GOLF VII 2.0 GTI Clubsport	CJXE	02/16	⇒
GOLF VII 1.6 GTI Clubsport S	CJXG	09/16	⇒
GOLF VII 2.0 R 4motion	CJXB, CKFC	11/13	⇒
GOLF VII 2.0 TDI	CKFC, CKFC	08/12	⇒
GOLF VII 2.0 TDI 4motion	CKFC, BLG	11/12	⇒
GOLF VII 2.0 TFSI	CYFB	11/13	⇒
JETTA V 1.4 TSI	BLG, BSE	07/06	⇒ 10/10
JETTA V 1.6	BSE, CAYB	10/05	⇒ 10/10
JETTA V 1.6 FSI	BLF	09/05	⇒ 10/10
JETTA V 1.6 MultiFuel	CCSA	01/08	⇒ 10/10
JETTA V 1.6 TDI	CAYB, BKC	06/09	⇒ 10/10
JETTA V 1.9 TDI	BKC, BLR	01/05	⇒
JETTA V 2.0	BEV	06/01	⇒ 05/05
JETTA V 2.0 FSI	BLR, AZV	08/05	⇒ 10/10
JETTA V 2.0 TDI	AZV, BKD	09/05	⇒ 10/10
JETTA V 2.0 TDI 16V	BKD, BPY	08/05	⇒ 10/10
JETTA V 2.0 TFSI	BPY, BGP	10/05	⇒ 10/10
JETTA V 2.5	BGP, CBZB	01/05	⇒
JETTA VI 1.2 TSI	CBZB, CAVD	10/10	⇒
JETTA VI 1.2 TSI 16V	CYVD	08/14	⇒
JETTA VI 1.4 TSI	CAVD, CFNA	04/11	⇒
JETTA VI 1.6	CFNA, CWVA	12/11	⇒
JETTA VI 1.6 [RUS]	CWVA, CPKA	01/15	⇒
JETTA VI 1.6 MPI	CWVB	09/15	⇒ 04/18
JETTA VI 1.8 TSI	CPKA, CBFA	07/14	⇒
JETTA VI 2.0	CBPA	06/10	⇒
JETTA VI 2.0 -/TFSi	CBFA, CFFB	10/10	⇒ 07/14
JETTA VI 2.0 TDI	CFFB, CPLA	02/11	⇒
JETTA VI 2.0 TSI	CPLA, AER	12/12	⇒
UP 1.0	---	08/11	⇒
UP 1.0 BlueMotion	CHYB	05/16	⇒
UP 1.0 EcoFuel	CPGA	11/12	⇒
UP 1.0 GTI	DKRA	11/17	⇒
UP 1.0 TSI	CHZA	05/16	⇒
UP 1.0 TSI BlueMotion	CHZA	05/16	⇒
LUPO 1.0	AER, ANY	09/98	⇒ 07/05
LUPO 1.2 TDI 3L	ANY, AFK	07/99	⇒ 07/05
LUPO 1.4	AUD	10/00	⇒ 07/05
LUPO 1.4 16V	AFK, CAAB	09/98	⇒ 07/05
LUPO 1.4 FSI	ARR	02/01	⇒ 07/05
LUPO 1.4 TDI	AMF	01/99	⇒ 07/05
LUPO 1.6 GTI	AVY	09/00	⇒ 07/05
LUPO 1.7 SDI	AKU	09/98	⇒ 07/05
MULTIVAN 2.0 BitDI	CFCA	09/09	⇒ 08/15
MULTIVAN 2.0 BitDI 4motion	CFCA	09/09	⇒ 08/15
MULTIVAN 2.0 TDI	CAAB, CAAC	09/09	⇒
MULTIVAN 2.0 TDI 4motion	CAAC, AXD	09/09	⇒
MULTIVAN 2.0 TSI	CJKB	04/15	⇒
MULTIVAN 2.5 TDI	AXD, AXD	04/03	⇒ 11/09
MULTIVAN 2.5 TDI 4motion	AXD, AYD	07/04	⇒ 11/09
MULTIVAN 3.2 V6	BDL	02/04	⇒ 06/04
MULTIVAN 3.2 V6 4motion	BKK	07/04	⇒ 11/09
NEW BEETLE 1.4	BCA	11/01	⇒ 09/10
NEW BEETLE 1.6	AYD, AGU	06/00	⇒ 09/10
NEW BEETLE 1.8 T	AGU, ALH	11/01	⇒ 09/10
NEW BEETLE 1.9 TDI	ALH, AEG	02/01	⇒ 09/10
NEW BEETLE 2.0	AEG, BPR	01/98	⇒ 10/10
NEW BEETLE 2.3 V5	AQN	10/00	⇒ 09/10
NEW BEETLE 2.5	BPR, BZB	07/05	⇒ 09/10
NEW BEETLE RSI 3.2 4motion	AXJ	04/00	⇒ 05/01
PASSAT V 1.4 TSI	CAXA	05/07	⇒ 12/14
PASSAT V 1.4 TSI EcoFuel	CDGA	01/09	⇒ 12/14
PASSAT V 1.6	BSE, BZB	05/05	⇒ 11/10
PASSAT V 1.6 FSI	BLF	03/05	⇒ 06/08
PASSAT V 1.6 TDI	CAYC	08/09	⇒ 11/10
PASSAT V 1.8 TSI	BZB, BKC	05/07	⇒
PASSAT V 1.9 TDI	BKC, AXX	03/05	⇒ 11/10
PASSAT V 2.0 BlueTDI	CBAC	01/09	⇒ 11/10
PASSAT V 2.0 FSI	AXX, BLX	03/05	⇒ 11/10
PASSAT V 2.0 FSI 4motion	BLX, BMA	09/05	⇒ 11/10
PASSAT V 2.0 TDI	BMA, BKP	03/05	⇒
PASSAT V 2.0 TDI 16V	BKP, BKP	03/05	⇒ 11/10
PASSAT V 2.0 TDI 16V 4motion	BKP, BMP	03/05	⇒ 11/10
PASSAT V 2.0 TDI 4motion	BMP, CBTA	03/05	⇒ 12/14
PASSAT V 2.0 TSI	CCZB	11/10	⇒ 12/14
PASSAT V 2.0 TSI 4motion	CCZB	01/12	⇒ 12/14
PASSAT V 2.5 SRE	CBTA, CJSA	01/11	⇒
PASSAT V 3.6 FSI	BLV	06/05	⇒
PASSAT V 3.6 FSI 4motion	BLV	09/05	⇒ 12/14
PASSAT VI 1.4 GTE Hybrid	CUKC	06/15	⇒

VW			
PASSAT VI 1.4 TSI	CZCA	11/14	⇒
PASSAT VI 1.4 TSI 4motion	CZEA	02/15	⇒
PASSAT VI 1.8 TSI	CJSA, CRGA	02/15	⇒
PASSAT VI 2.0 TDI	CRGA, CRLB	11/14	⇒
PASSAT VI 2.0 TDI 4motion	CRLB, CHHB	08/14	⇒
PASSAT VI 2.0 TSI	CHHB, AWY	02/15	⇒
PASSAT VI 2.0 TSI 4motion	CHHB	05/15	⇒
PASSAT CC 1.8 TSI	BZB, CBAA	06/08	⇒ 01/12
PASSAT CC 2.0 BlueTDI	CBAC	05/09	⇒ 11/10
PASSAT CC 2.0 TDI	CBAA, CBAB	06/08	⇒ 01/12
PASSAT CC 2.0 TDI 4motion	CBAB, CAWB	08/09	⇒ 01/12
PASSAT CC 2.0 TSI	CAWB, BSE	06/08	⇒ 01/12
PASSAT 1.4 TSI BlueMotion	CAXA	08/10	⇒ 12/14
POLO III 1.2	CGPB	03/09	⇒ 05/14
POLO III 1.2 -/BlueMotion	CGPA	03/09	⇒ 05/14
POLO III 1.2 TSi	CBZC	05/11	⇒ 05/14
POLO III 1.2 TSi/TSi Blue-Motion	CBZB	11/09	⇒ 05/14
POLO III 1.4	CGGB	03/09	⇒ 05/14
POLO III 1.4 TSi	CZCA	05/16	⇒
POLO III 1.6 [ExtraEU]	BAH	07/03	⇒ 07/06
POLO III 1.6 TDi	CAYC	06/09	⇒ 05/14
POLO III 1.9 TDi	ATD	07/03	⇒ 06/05
POLO IV 1.0	ARA	02/03	⇒ 10/03
POLO IV 1.2	AWY, AZQ	01/02	⇒ 11/09
POLO IV 1.2 12V	AZQ, BBY	10/01	⇒ 11/09
POLO IV 1.4	BBY, AUA	08/02	⇒
POLO IV 1.4 16V	AUA, AMF	10/01	⇒ 11/09
POLO IV 1.4 BiFuel	BUD	05/06	⇒ 11/09
POLO IV 1.4 FSI	AXU	02/02	⇒ 07/06
POLO IV 1.4 TDI	AMF, BAH	10/01	⇒
POLO IV 1.6	BAH, ASZ	08/02	⇒
POLO IV 1.6 16V	BTS	05/06	⇒ 11/09
POLO IV 1.8 GTI	BJX	09/05	⇒ 11/09
POLO IV 1.8 GTi Cup Edition	BBU	05/06	⇒ 11/09
POLO IV 1.9 SDI	ASY	10/01	⇒
POLO IV 1.9 TDI	ASZ, CHYA	10/01	⇒ 11/09
POLO IV 2.0	BBX	09/02	⇒
POLO V 1.0	CHYA, CHZB	01/14	⇒
POLO V 1.0 TSI	CHZB, CGPA	11/14	⇒
POLO V 1.2	CGPA, CBZB	06/09	⇒
POLO V 1.2 [IND]	CJLA	08/11	⇒
POLO V 1.2 TSI	CBZB, CDDA	11/09	⇒
POLO V 1.2 TSI 16V	CJZC	02/14	⇒
POLO V 1.4	CDDA, CUSB	03/09	⇒ 05/14
POLO V 1.4 BiFuel	CMAA	03/10	⇒ 01/11
POLO V 1.4 TDI	CUSB, CPTA	02/14	⇒
POLO V 1.4 TSI	CPTA, CWXA	10/12	⇒
POLO V 1.4 TSI [RUS]	CZCA	05/14	⇒
POLO V 1.5 TDI [IND]	CWXA, CFNA	05/14	⇒
POLO V 1.6	CFNA, CAYC	01/10	⇒
POLO V 1.6 BiFuel	CNKA	01/11	⇒
POLO V 1.6 TDI	CAYC, CWYA	06/09	⇒
POLO V 1.8 GTI	CWYA, CHYB	11/14	⇒
POLO V 2.0 R WRC	CDLJ	08/13	⇒
POLO VI 1.0	CHYB, CHZJ	06/17	⇒
POLO VI 1.0 TGI	DBYA	09/17	⇒
POLO VI 1.0 TSI	CHZJ, DGTC	06/17	⇒
POLO VI 1.6 TDI	DGTC, CAVD	11/17	⇒
T-ROC 1.0 TSI	CHZJ	07/17	⇒
T-ROC 1.5 TSI	DADA	11/17	⇒
T-ROC 2.0 TDI	DFFA	03/18	⇒
SCIROCCO III 1.4 TSI	CAVD, CDLA	05/08	⇒
SCIROCCO III 2.0 R	CDLA, CBBB	11/09	⇒ 11/17
SCIROCCO III 2.0 TDi	CBBB, CAWB	08/08	⇒ 11/17
SCIROCCO III 2.0 TFSi	CCZB	11/09	⇒ 05/14
SCIROCCO III 2.0 TSI	CAWB, ANU	05/08	⇒ 11/17
SHARAN I 1.8 T 20V	AWC	09/97	⇒ 03/10
SHARAN I 1.9 TDI	ANU, AUY	04/00	⇒ 03/10
SHARAN I 1.9 TDI 4motion	AUY, ADY	04/00	⇒ 03/10
SHARAN I 2.0	ADY, CNWB	09/95	⇒ 03/10
SHARAN I 2.0 LPG	ATM	04/06	⇒ 03/10
SHARAN I 2.0 TDI	BRT	11/05	⇒ 03/10
SHARAN I 2.8 V6 24V	AYL	04/00	⇒ 03/10
SHARAN I 2.8 V6 24V 4motion	AYL	04/00	⇒ 03/10
SHARAN II 1.4 TSI	CNWB, CFGC	05/10	⇒
SHARAN II 1.8 TSI	CDA	11/11	⇒
SHARAN II 2.0 TDI	CFGC, CFFA	05/11	⇒
SHARAN II 2.0 TDI 4motion	CFFA, BAH	05/11	⇒
SPACEFOX / SPACE CROSS 1.6	BAH, BPA	03/06	⇒
SPACEFOX / SPACE CROSS 1.6 FSI	BPA, BPA	03/06	⇒
SPACEFOX / SPACE CROSS 1.6 Total Flex	BPA, BWK	03/06	⇒
SPACEFOX / SPACE CROSS 1.9 SDI	ASY	09/07	⇒
TIGUAN I 1.4 [CHN]	CFBA.	11/11	⇒

VW			
TIGUAN I 1.4 TSI	BWK, BWK	05/08	⇒
TIGUAN I 1.4 TSI 4motion	BWK, CBAB	09/07	⇒
TIGUAN I 1.8 [CHN]	CEAA	12/09	⇒
TIGUAN I 2.0 TDi	CBAB, CBAA	02/08	⇒
TIGUAN I 2.0 TDI 4motion	CBAA, CAWA	09/07	⇒
TIGUAN I 2.0 TFSI	CCTB	05/08	⇒
TIGUAN I 2.0 TFSI 4motion	CAWA, CCZB	09/07	⇒
TIGUAN I 2.0 TSI 4motion	CCZB, CZCA	05/11	⇒
TIGUAN II 1.4 TSI	CZCA, CZDA	01/16	⇒
TIGUAN II 1.4 TSI 4motion	CZDA, CRFD	05/16	⇒
TIGUAN II 1.6 TDI	DGDB	05/16	⇒
TIGUAN II 2.0 TDI	CRFD, CUA	05/15	⇒
TIGUAN II 2.0 TDI 4motion	CUAA, CHHB	01/16	⇒
TIGUAN II 2.0 TSI 4motion	CHHB, BMY	01/16	⇒
TOURAN I 1.4 [CHN]	CFBA	04/09	⇒
TOURAN I 1.4 FSI	CAVB	11/06	⇒ 05/10
TOURAN I 1.4 TSI	BMY, BGU	02/06	⇒ 05/10
TOURAN I 1.4 TSI EcoFuel	CDGA	05/09	⇒ 05/10
TOURAN I 1.6	BGU, BAG	07/03	⇒ 05/10
TOURAN I 1.6 BiFuel	BSF	11/06	⇒ 05/10
TOURAN I 1.6 FSI	BAG, BPL.	02/03	⇒ 01/07
TOURAN I 1.6 TDI	CAYC	05/10	⇒ 05/15
TOURAN I 1.8 [CHN]	BPL., BKC	02/08	⇒
TOURAN I 1.9 TDI	BKC, AXW	08/03	⇒ 05/10
TOURAN I 2.0 EcoFuel	BSX	02/06	⇒ 05/09
TOURAN I 2.0 FSI	AXW, AZV	10/03	⇒ 05/10
TOURAN I 2.0 TDI	AZV, CRKB	02/03	⇒ 05/15
TOURAN I 2.0 TDI [CHN]	CGZA	04/09	⇒
TOURAN I 2.0 TDI 16V	BKD	08/03	⇒ 05/10
TOURAN II 1.2 TSI	CYVB	05/15	⇒
TOURAN II 1.4 TSI	CZDA	05/15	⇒
TOURAN II 1.6 TDI	CRKB, DFEA	05/15	⇒
TOURAN II 1.8 TSI	CJSA	11/15	⇒
TOURAN II 2.0 TDI	DFEA, CAAC	05/15	⇒
TRANSPORTER V 2.0	AXA	11/03	⇒
TRANSPORTER V 2.0 BITDI	CFCA	09/09	⇒ 08/15
TRANSPORTER V 2.0 BITDI 4motion	CFCA	09/09	⇒ 08/15
TRANSPORTER V 2.0 TDI	CAAC, CAAC	09/09	⇒ 08/15
TRANSPORTER V 2.0 TDI 4motion	CAAC, CJK	09/09	⇒ 08/15
TRANSPORTER V 2.5 TDI	AXD, AXD	04/03	⇒ 11/09
TRANSPORTER V 2.5 TDI 4motion	AXD, BDL	04/04	⇒ 11/09
TRANSPORTER V 3.2	BDL	03/04	⇒ 06/05
TRANSPORTER V 3.2 4motion	BDL, CAAB	11/03	⇒ 11/09
TRANSPORTER V 3.2 V6 4motion	BKK	11/03	⇒ 11/09
TRANSPORTER VI 2.0 TDI	CAAB, CAAC	04/15	⇒
TRANSPORTER VI 2.0 TDI 4motion	CAAC, CJK	06/15	⇒
TRANSPORTER VI 2.0 TSI	CJK, --	04/15	⇒
TRANSPORTER VI 2.0 TSI 4motion	CJK	06/15	⇒

7.6267



1

REVERSING LIGHT SWITCHES

Adatt./Suitable:

FORD

1 227 274
1 406 051
1 444 282
1 805 255
357T-15520-AA
357T-15520-AB
6M2T-15520-BA
CM5T-15520-BA

FORD USA

1.805 255
CM5T-15520-BA

JAGUAR

C2S 44687
C2S 45412

MAZDA

B6V1-17-640

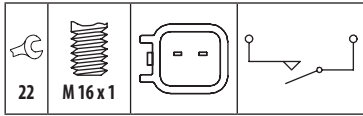
VOLVO

30774466
31367478

ITEM NOW AVAILABLE FROM PRODUCTION

- ARTICOLO ORA DISPONIBILE PER LA VENDITA
- ARTICLE DISPONIBLE EN PRODUCTION COURANTE
- JETZT ZUM VERKAUF VERFÜGBARER ARTIKEL
- ARTICULO AHORA DISPONIBLE EN PRODUCCION

MARKET DIFFUSION: HIGH



FORD			
C-MAX I 1.6 Ti-VCT	--, G6DA	03/07	⇒
C-MAX I 2.0 CNG	SYDA	04/09	⇒ 09/10
C-MAX I 2.0 TDCi	G6DA, --	02/07	⇒ 09/10
C-MAX II 1.0 EcoBoost	--, M8DB	10/12	⇒
C-MAX II 1.5 16V	--	03/15	⇒
C-MAX II 1.5 EcoBoost	M8DB, XWDA	03/15	⇒
C-MAX II 1.5 TDCi	XWDA, JQDA	03/15	⇒
C-MAX II 1.5 TDCi ECOnetic	AEDA	03/15	⇒
C-MAX II 1.6	--	12/10	⇒
C-MAX II 1.6 EcoBoost	JQDA, T1DA	12/10	⇒
C-MAX II 1.6 TDCi	T1DA, --	12/10	⇒
C-MAX II 2.0 TDCi	--, ZTJA	04/10	⇒
ECOSPORT 1.5 TDCi	Z2JA	05/15	⇒
ECOSPORT 1.5 TDCi EcoBlue 4x4	ZTJA, M1JE	11/17	⇒
ECOSPORT 2.0 4x4	C20HDEA	08/12	⇒
FIESTA VI 1.0 EcoBoost	M1JE, JTJA	09/13	⇒
FIESTA VI 1.25	STJB	10/12	⇒
FIESTA VI 1.4	--	06/08	⇒
FIESTA VI 1.6 EcoBoost	--	01/13	⇒
FIESTA VI 1.6 ST	JTJA, --	03/13	⇒
FIESTA VI 1.6 ST200	JTJC	04/16	⇒
FIESTA VI 1.6 Ti	--, M1JL	04/10	⇒
FIESTA VII 1.0 EcoBoost	M1JL, XWJC	01/17	⇒
FIESTA VII 1.5 ST EcoBoost	YZJA	04/18	⇒
FIESTA VII 1.5 TDCi	XUJC, HWDA	01/17	⇒
FOCUS I 1.6 TDCi	T3DA, G6DA	01/11	⇒
FOCUS II 1.6 TDCi	G8DA	07/04	⇒ 07/11
FOCUS II 1.6 Ti-VCT	--	12/07	⇒
FOCUS II 1.8 Flexifuel	--	12/05	⇒ 01/08
FOCUS II 1.8 TDCi	KKDB	07/04	⇒ 09/12
FOCUS II 2.0 CNG	SYDA	04/09	⇒ 07/11
FOCUS II 2.0 LPG	SYDA	06/08	⇒ 07/11
FOCUS II 2.0 TDCi	G6DA, M1DA	07/04	⇒ 09/12
FOCUS II 2.5 RS	JZDA	01/09	⇒ 07/11
FOCUS II 2.5 RS 500	JZDA	05/10	⇒ 07/11
FOCUS III 1.0 EcoBoost	M1DA, M8DA	02/12	⇒
FOCUS III 1.0 GTDI	--	07/12	⇒
FOCUS III 1.5 DiTc SIGMA A	--	09/14	⇒
FOCUS III 1.5 EcoBoost	M8DA, XWDA	09/14	⇒
FOCUS III 1.5 TDCi	XWDA, AEDA	09/14	⇒
FOCUS III 1.5 TDCi ECOnetic	AEDA, JQDA	09/14	⇒
FOCUS III 1.6 EcoBoost	JQDA, NGDA	07/10	⇒
FOCUS III 1.6 Flexifuel	YUDA	07/13	⇒
FOCUS III 1.6 TDCi	NGDA, NGDA	07/10	⇒
FOCUS III 1.6 TDCi ECOnetic	NGDA, R9DA	05/12	⇒
FOCUS III 1.6 Ti-VCT	--	07/10	⇒
FOCUS III 2.0	XQDA	10/13	⇒

FORD			
FOCUS III 2.0 DiTIVCT	--	04/11	⇒
FOCUS III 2.0 GDi	MGDA	08/11	⇒
FOCUS III 2.0 ST	R9DA, T7DA	07/12	⇒
FOCUS III 2.0 TDCi	T7DA, T1WA	07/10	⇒
FOCUS III 2.0 TDCi ST	T8DA	11/14	⇒
FOCUS III 2.0 Ti-GDi	MGDA	07/10	⇒
FOCUS III 2.3 RS AWD	YVDA	07/15	⇒
FOCUS III Electric	KDDA	07/13	⇒
FOCUS C-MAX 1.6	HWDA, HXDA	10/03	⇒ 03/07
FOCUS C-MAX 1.6 Ti	HXDA, G6DC	08/04	⇒ 03/07
FOCUS C-MAX 1.8	Q7DA	04/04	⇒ 03/07
FOCUS C-MAX 2.0 TDCi	G6DC, T3DA	10/03	⇒ 03/07
GALAXY II 1.6 EcoBoost	--	02/11	⇒
GALAXY II 1.6 TDCi	T1WA, FFWA	02/11	⇒ 06/15
GALAXY II 1.8 TDCi	FFWA, TNWB	05/06	⇒ 06/15
GALAXY II 2.0	AOWA	05/06	⇒ 06/15
GALAXY II 2.0 EcoBoost	TNWB, --	07/10	⇒
GALAXY II 2.0 TDCi	--, C15HDTX	05/06	⇒
GALAXY II 2.0 TDCi CR TC	--	03/10	⇒
GALAXY II 2.0 TDCi DSL	--	03/10	⇒
GALAXY II 2.2 TDCi	Q4BA	03/08	⇒ 12/12
GALAXY II 2.5 ST	HUWA	05/06	⇒
GALAXY III 1.5 EcoBoost	C15HDTX, BCCC	01/15	⇒
GALAXY III 2.0 EcoBlue	BCCC, R9CD	07/18	⇒
GALAXY III 2.0 EcoBlue 4x4	YMCB	07/18	⇒
GALAXY III 2.0 EcoBoost	R9CD, --	01/15	⇒
GALAXY III 2.0 TDCi	--, T7CI	01/15	⇒
GALAXY III 2.0 TDCi 4x4	T7CI, T9CB	05/15	⇒ 06/18
GALAXY III 2.0 TDCi Bi-Turbo	T9CB, M1DA	01/15	⇒ 06/18
GRAND C-MAX 1.0 EcoBoost	M1DA, AEDA	10/12	⇒
GRAND C-MAX 1.5 EcoBoost	M8DB	03/15	⇒
GRAND C-MAX 1.5 TDCi	AEDA, JQDA	03/15	⇒
GRAND C-MAX 1.6 EcoBoost	JQDA, T1DA	12/10	⇒
GRAND C-MAX 1.6 TDCi	T1DA, T7DB	12/10	⇒
GRAND C-MAX 2.0 TDCi	T7DB, --	12/10	⇒
KUGA I 2.0 TDCi	--, G6DG	03/08	⇒
KUGA I 2.0 TDCi 4x4	G6DG, HYDB	03/08	⇒ 11/12
KUGA I 2.0 TDCi CR TC	--	03/10	⇒
KUGA I 2.5	HYDB, HYDB	03/09	⇒ 11/12
KUGA I 2.5 4x4	HYDB, BNMA	03/09	⇒
KUGA II 1.5 16V	--	03/13	⇒
KUGA II 1.5 EcoBoost	BNMA, --	09/14	⇒
KUGA II 1.5 EcoBoost 4x4	M9MA	09/14	⇒
KUGA II 1.5 TDCi	--, --	07/16	⇒
KUGA II 1.6 EcoBoost	--, JQMA	01/13	⇒
KUGA II 1.6 EcoBoost 4x4	JQMA, T7MA	03/13	⇒
KUGA II 2.0 4x4	--	03/13	⇒ 06/16
KUGA II 2.0 EcoBoost	--	03/13	⇒
KUGA II 2.0 TDCi	T7MA, T7MA	03/13	⇒
KUGA II 2.0 TDCi 4x4	T7MA, --	03/13	⇒
KUGA II 2.5	--, T1BA	09/13	⇒
KUGA II 2.5 PFI	--	03/13	⇒
MONDEO I 1.6 EcoBoost	JTBA	11/10	⇒ 09/14
MONDEO I 1.6 TDCi ECOnetic	T1BA, KLBA	03/13	⇒ 09/14
MONDEO I 2.0 TDCi	KLBA, QJBC	03/07	⇒ 09/14
MONDEO II 2.0 DI	PD20FMCR	10/00	⇒ 03/07
MONDEO II 2.0 TDCi	--	02/03	⇒ 06/05
MONDEO II 2.2 TDCi	QJBC, T1BA	09/04	⇒ 03/07
MONDEO III 1.6 TDCi	T1BA, KGBA	12/10	⇒ 01/15
MONDEO III 1.6 Ti	KGBA, FFBA	03/07	⇒ 01/15
MONDEO III 1.8 TDCi	FFBA, A0BA	03/07	⇒ 01/15
MONDEO III 2.0	A0BA, TBBA	03/07	⇒ 01/15
MONDEO III 2.0 Flexifuel	TBBA, AZBC	03/09	⇒ 01/15
MONDEO III 2.0 LPG	TBBA	07/09	⇒ 01/15
MONDEO III 2.0 TDCi	AZBC, M1CA	03/07	⇒ 01/15
MONDEO IV 1.0 EcoBoost	M1CA, UNCA	02/15	⇒
MONDEO IV 1.5 EcoBoost	UNCA, UGCC	09/14	⇒
MONDEO IV 1.5 GTDI	--	09/14	⇒
MONDEO IV 1.5 TDCi	UGCC, NGCA	03/15	⇒
MONDEO IV 1.6 TDCi	NGCA, --	09/14	⇒
MONDEO IV 2.0 EcoBoost	--, T7CA	09/12	⇒
MONDEO IV 2.0 EcoBoost 4x4	--	09/12	⇒ 07/16
MONDEO IV 2.0 hybrid	--	09/14	⇒
MONDEO IV 2.0 TDCi	T7CA, T7CA	09/14	⇒
MONDEO IV 2.0 TDCi 4x4	T7CA, --	09/14	⇒
MONDEO IV 2.0 TDCi Bi-Turbo	T9CA	03/15	⇒
MONDEO IV 2.5	--, T1WA	09/13	⇒
S-MAX I 1.6 EcoBoost	--	02/11	⇒
S-MAX I 1.6 TDCi	T1WA, FFWA	02/11	⇒ 12/14
S-MAX I 1.8 TDCi	FFWA, A0DA	05/06	⇒ 12/14
S-MAX I 2.0	A0DA, TNWA	05/06	⇒ 12/14
S-MAX I 2.0 EcoBoost	TNWA, TBWA	03/10	⇒ 12/14
S-MAX I 2.0 Flexifuel	TBWA, AZWA	05/06	⇒ 12/14
S-MAX I 2.0 TDCi	AZWA, KNWA	05/06	⇒ 12/14
S-MAX I 2.0 TDCi CR TC	--	03/10	⇒
S-MAX I 2.0 TDCi DSL	--	03/10	⇒
S-MAX I 2.2 TDCi	KNWA, C15HDTX	03/08	⇒ 12/14
S-MAX I 2.3	SEWA	07/07	⇒ 12/14

FORD			
S-MAX II 1.5 EcoBoost	C15HDTX, R9CD	01/15	⇒
S-MAX II 2.0 EcoBoost	R9CD, --	01/15	⇒
S-MAX II 2.0 TDCi	--, T7CI	01/15	⇒
S-MAX II 2.0 TDCi 4x4	T7CI, T9CB	01/15	⇒ 06/18
S-MAX II 2.0 TDCi Bi-Turbo	T9CB, M2GA	01/15	⇒ 06/18
TOURNEO CONNECT II 1.0 EcoBoost	M2GA, --	11/13	⇒
TOURNEO CONNECT II 1.5 TDCi	--, --	09/13	⇒
TOURNEO CONNECT II 1.6 EcoBoost	--, --	09/13	⇒
TOURNEO CONNECT II 1.6 TDCi	T1GA	09/13	⇒
TOURNEO CONNECT II 2.5	--	09/13	⇒
TOURNEO CUSTOM 2.0 TDCi	--, CVFF	04/12	⇒
TOURNEO CUSTOM 2.2 TDCi	CVFF, --	04/12	⇒
TRANSIT III 2.2 TDCi	CYFA, SAFA	04/06	⇒ 08/14
TRANSIT III 2.2 TDCi RWD	CYRB	10/11	⇒ 08/14
TRANSIT III 2.3 16V CNG RWD	GZFC	04/06	⇒ 08/14
TRANSIT III 2.4 TDCi	--	04/06	⇒
TRANSIT III 2.4 TDCi 4x4	H9FB	11/06	⇒ 08/14
TRANSIT III 2.4 TDCi HPCR	--	07/06	⇒
TRANSIT III 2.4 TDCi RWD	JXFA	04/06	⇒ 08/14
TRANSIT III 3.2 TDCi	SAFA, SAFA	02/08	⇒ 08/14
TRANSIT III 3.2 TDCi RWD	SAFA, YLFB	09/07	⇒ 08/14
TRANSIT IV 2.0 TDCi	YLF6, YMR6	03/16	⇒
TRANSIT IV 2.0 TDCi 4x4	YMR6, --	01/17	⇒
TRANSIT IV 2.0 TDCi RWD	--, --	03/16	⇒
TRANSIT IV 2.2 TDCi	--, CV24	08/13	⇒
TRANSIT IV 2.2 TDCi 4x4	CV24, Y601	08/13	⇒
TRANSIT IV 2.2 TDCi RWD	CV24	08/13	⇒
TRANSIT CONNECT II 1.5 TDCi	--, --	02/13	⇒
TRANSIT CONNECT II 1.6 EcoBoost	--, --	02/13	⇒
TRANSIT CONNECT II 2.5	--	02/13	⇒
TRANSIT CUSTOM 2.0 TDCi	--, CVFF	04/12	⇒
TRANSIT CUSTOM 2.2 TDCi	CVFF, CYFA	04/12	⇒
TRANSIT TOURNEO 2.2 TDCi	QWFB	07/06	⇒ 08/14
FORD USA			
EDGE 2.0 TDCi AWD	T8CM	08/15	⇒ 07/18
MAZDA			
3 I 1.6 MZR CD	Y601, Y650	12/08	⇒ 05/13
5 II 1.6 CD	Y650, B5254T3	09/10	⇒
VOLVO			
C30 1.6 D2	D4162T	10/10	⇒ 12/12
C30 2.0 D	D4204T	10/06	⇒ 12/12
C70 II 2.0 D	D4204T	01/08	⇒ 10/09
S40 II 1.6 D2	D4162T	10/10	⇒ 12/12
S40 II 2.0 CDI	D4204T2	07/05	⇒ 12/06
S40 II 2.0 D	D4204T	01/04	⇒ 12/10
S40 II 2.0 D4	D4204T2	07/05	⇒ 12/12
S40 II D3	D5204T5	10/10	⇒ 12/12
S40 II D4	D5204T	10/10	⇒ 12/12
S40 II T5	B5254T3, B5254T3	01/04	⇒ 12/12
S60 II 1.6 D2/D2 Drive	D4162T	01/11	⇒ 12/16
S60 II 2.0T	B4204T6	04/10	⇒ 12/11
S60 II T3	B4164T3	04/10	⇒ 12/15
S60 II T4	B4164T	04/10	⇒ 12/15
S60 II T4F	B4164T2	04/11	⇒ 12/15
S60 II T5	B4204T7	04/10	⇒ 12/14
S80 II 1.6 DRIVE	D4162T	06/11	⇒
S80 II 2.0T	B4204T6	01/10	⇒
S80 II 2.0 TDi	D4204T	02/08	⇒ 03/11
S80 II T4	B4164T	10/10	⇒
S80 II T4F	B4164T2	05/11	⇒
S80 II T5	B4204T7	10/10	⇒
V40 II 1.6 D2	D4162T	09/13	⇒ 12/15
V40 II 1.6 D2/ DRIVE	D4162T	09/13	⇒ 12/15
V40 II 2.0 D3	D5204T6	09/13	⇒ 12/15
V40 II 2.0 D4	D5204T4	09/13	⇒ 12/14
V40 II D2	D4162T	03/12	⇒
V40 II T2 GTDi	B4164T4	03/13	⇒ 12/15
V40 II T3 GTDi	B4164T3	03/12	⇒
V40 II T4	B4164T	04/14	⇒
V40 II T4 GTDi	B4164T	03/12	⇒
V50 1.6 D2	D4162T	01/10	⇒ 12/12
V50 2.0 CDI	D4204T2	12/03	⇒ 12/06
V50 2.0 D	D4204T	04/04	⇒ 12/10
V50 2.0 D4	D4204T2	07/05	⇒ 12/06
V50 D3	D5204T5	10/10	⇒ 12/12
V50 D4	D5204T	10/10	⇒ 12/12
V50 T5	B5254T3, B4204T7	04/04	⇒ 12/12
V60 I 1.6 DRIVE	D4162T	02/11	⇒ 12/15
V60 I 2.0 T	B4204T6	07/10	⇒ 12/12
V60 I T3	B4164T3	09/10	⇒ 12/15
V60 I T4	B4164T	09/10	⇒ 12/15
V60 I T4F	B4164T2	04/11	⇒ 12/15
V60 I T5	B4204T7, --	09/10	⇒

VOLVO		
V60 II D3	D4204T16	02/18 →
V70 III 1.6 DRIVE / D2	D4162T	04/11 → 12/15
V70 III 1.6 T4F	B4164T2	01/11 → 12/15
V70 III 2.0 D	D4204T	10/07 → 12/15
V70 III 2.0 T	B4204T6	09/09 → 12/11
V70 III 2.0 T5	B4204T7	11/10 →
V70 III T4	B4164T	10/10 → 12/15
XC40 1.5 T3	B3154T	05/18 →
XC40 2.0 D3	D4204T16	10/17 →

7.6270

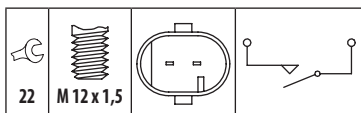
REVERSING LIGHT SWITCHES

Adatt./Suitable:
MERCEDES-BENZ
 A 169 545 00 06

NEW - ITEM NOW AVAILABLE FROM PRODUCTION

- NUOVO - ARTICOLO ORA DISPONIBILE PER LA VENDITA
- NOUVEAU - ARTICLE DISPONIBLE EN PRODUCTION COURANTE
- NEU - JETZT ZUM VERKAUF VERFÜGBARER ARTIKEL
- NUEVO - ARTICULO AHORA DISPONIBLE EN PRODUCCION

MARKET DIFFUSION: **MEDIUM**



7.6271

REVERSING LIGHT SWITCHES

Adatt./Suitable:

DACIA
 82 00 209 496
 82 00 771 472
GENERAL MOTORS
 95 507 458
 95 515 260

LADA
 82002-09496
NISSAN
 32005-00Q0D
 32006-00QAA
 82002-09496

OPEL
 44 06 782
 44 21 512
 95507458
 95515260

RENAULT
 32 00 549 13R
 82 00 209 496
 82 00 771 472

VAUXHALL
 95507458
 95515260

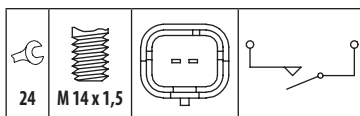
ITEM NOW AVAILABLE FROM PRODUCTION

- ARTICOLO ORA DISPONIBILE PER LA VENDITA
- ARTICLE DISPONIBLE EN PRODUCTION COURANTE
- JETZT ZUM VERKAUF VERFÜGBARER ARTIKEL
- ARTICULO AHORA DISPONIBLE EN PRODUCCION

1267 Seal coating on thread

- Rivestimento sigillante sulla filettatura
- Revêtement de scellement sur le filetage
- Beschichtungsmasse am Gewinde
- Revestimiento impermeabilizante en la rosca

MARKET DIFFUSION: **HIGH**



MERCEDES-BENZ

CLASSE A II A 180 CDI	OM640.940	09/04 → 06/12
CLASSE A II A 200 CDI	OM640.941	09/04 → 06/12
CLASSE A II A 200 TURBO	M266.980	09/05 → 06/12
CLASSE B I B 180 CDI	OM640.940	03/05 → 11/11
CLASSE B I B 200 CDI	OM640.941	03/05 → 11/11
CLASSE B I B 200 TURBO	M266.980	03/05 → 11/11

DACIA

DOKKER 1.2 Tce	H5F408	11/12 →
DOKKER 1.2 Tce 115	--, K9K612	12/12 →
DOKKER 1.5 dCi	K9K612, H4M738	11/12 →
DOKKER 1.5 dCi [ExtraEU]	K9K830	11/12 →
DOKKER 1.6	H4M738, K7M812	11/12 →
DOKKER 1.6 LPG	K7M812, K9K612	11/13 →
DUSTER 1.5 dCi	K9K612, K4M642	04/10 →
DUSTER 1.5 dCi 4x4	K9K892	04/11 →
DUSTER 1.6	K4M642, K4M490	04/10 →
DUSTER 1.6 16V	K4M490, K9K612	04/10 →
DUSTER 1.6 16V LPG	K4M696	04/11 →
DUSTER 1.6 S Ce 115	H4M438	06/15 →
DUSTER 1.6 S Ce 115 4x4	H4M430	06/15 →
LODGY 1.2 Tce	H5F408	03/12 →
LODGY 1.5 dCi	K9K612, H4M738	03/12 →
LODGY 1.5 dCi [ExtraEU]	K9K830	01/14 →
LODGY 1.6	H4M738, H4M740	03/12 →
LODGY 1.6 LPG	H4M740, H4M738	11/13 →
LODGY 1.6 S Ce 115	H4M738, K7J710	06/15 →
LOGAN I 1.0	D4D760	12/05 →
LOGAN I 1.2 16V	D4F732	02/06 →
LOGAN I 1.4	K7J710	09/04 →
LOGAN I 1.4 MPI LPG	K7J710, K9K790	02/06 →
LOGAN I 1.5 dCi	K9K790, K7M710	09/05 →
LOGAN I 1.6	K7M710, K4M690	09/04 →
LOGAN I 1.6 16V	K4M690, K4M690	12/05 →
LOGAN I 1.6 16V Hi-Flex	K4M690, K7M710	11/09 →
LOGAN I 1.6 Bifuel	K7M710, K9K612	11/08 →
LOGAN I 1.6 LPG	K7M718	08/04 → 03/11
LOGAN I 1.6 MPI 85	K7M800	05/10 →
LOGAN II 1.0	D4D754	10/12 →
LOGAN II 1.0 S Ce 75	B4D400	01/17 →
LOGAN II 1.2	D4F732	05/15 →
LOGAN II 1.5 dCi	K9K612, K4M845	10/12 →
LOGAN II 1.6 16V	K4M845, D4F732	10/12 →
LOGAN II T Ce 90	H4B400, D4F732	10/12 →
LOGAN II T Ce 90 LPG	H4B410	09/15 →
LOGAN II MCV 1.0 S Ce 75	B4D400	12/16 →
LOGAN II MCV 1.2	D4F732, D4F732	02/13 →
LOGAN II MCV 1.2 LPG	D4F732, K9K612	02/13 →
LOGAN II MCV 1.5 dCi	K9K612, H4B400	02/13 →
LOGAN II MCV 1.6	K7M812	06/13 →
LOGAN II MCV T Ce 90	H4B400, H4B405	02/13 →
LOGAN II MCV T Ce 90 LPG	H4B405, H4B400	09/15 →
SANDERO 1.6 LPG	K7M718	12/07 → 12/12
SANDERO I 1.2 16V	D4F732	11/08 →
SANDERO I 1.2 16V LPG	D4F732, K9K790	11/08 →

DACIA

SANDERO I 1.4	K7J710	06/08 →
SANDERO I 1.4 MPI LPG	K7J714	01/09 →
SANDERO I 1.5 dCi	K9K790, K7M710	06/08 →
SANDERO I 1.6	K7M710, K4M690	06/08 →
SANDERO I 1.6 16V Bifuel	K4M690, B4D400	01/11 →
SANDERO I 1.6 Hi-Flex	K7M732	06/08 → 12/12
SANDERO I 1.6 MPI 85	K7M800	05/10 →
SANDERO II 1.0	D4D754	10/12 →
SANDERO II 1.0 S Ce 75	B4D400, D4F732	12/16 →
SANDERO II 1.2	D4F732, D4F732	10/12 →
SANDERO II 1.2 LPG	D4F732, K9K612	10/12 →
SANDERO II 1.5 dCi	K9K612, H4M734	10/12 →
SANDERO II 1.6	H4M734, K4M842	10/12 →
SANDERO II 1.6 16V	K4M842, --	01/13 →
SANDERO II 1.6 I	K7M764	10/12 →
SANDERO II T Ce 90	--, 11189	10/12 →
SANDERO II T Ce 90 LPG	H4B410	09/15 →

LADA

LARGUS 1.6	11189, K4M490	03/12 →
------------	---------------	---------

NISSAN

ALMERA III 1.6	K4M	11/12 →
BLUEBIRD SYLPHY 1.6	K4M490, D7F726	12/12 →
KUBISTAR 1.2	D7F726, K9K710	08/03 →
KUBISTAR 1.2 16V	D4F730	04/06 →
KUBISTAR 1.5 dCi	K9K710, K4M750	08/03 → 10/09
KUBISTAR 1.5 dCi 70	K9K700	04/06 → 10/09
KUBISTAR 1.5 dCi 85	K9K276	04/06 → 10/09
KUBISTAR 1.6 16V	K4M750, M9T694	08/03 →
NV400 2.3 dCi 145 RWD	M9T694, M9T	11/11 → 02/14
NV400 2.3 dCi 150	M9T880	02/14 → 09/16
NV400 2.3 dCi 165	M9T, M9T670	06/14 → 09/16
NV400 dCi 100	M9T670, --	11/11 → 06/14
NV400 dCi 110	--, M9T670	06/14 →
NV400 dCi 125	M9T670, M9T686	11/11 → 09/16
NV400 dCi 125 RWD	M9T686, --	11/11 → 09/16
NV400 dCi 130	M9T704	06/16 →
NV400 dCi 130 RWD	M9T710	06/16 →
NV400 dCi 140	--, M9T696	06/14 → 09/16
NV400 dCi 140 RWD	M9T696, M9T678	06/14 → 09/16
NV400 dCi 145	M9T678, M9T694	11/11 → 06/16
NV400 dCi 145 RWD	M9T694, M9T	11/11 → 06/16
NV400 dCi 150	M9T880	02/14 → 09/16
NV400 dCi 150 RWD	M9T880	02/14 → 09/16
NV400 dCi 160	M9T, M9T	06/14 → 09/16
NV400 dCi 165	M9T, M9T	06/14 → 06/16
NV400 dCi 165 RWD	M9T, F4R720	06/14 →
NV400 dCi 170	M9T	07/15 →
PRIMASTAR 2.0	F4R720, M9R630	03/01 →
PRIMASTAR 2.0 dCi 115	M9R630, M9R630	09/06 →
PRIMASTAR 2.0 dCi 90	M9R630, G9U630	09/06 →
PRIMASTAR 2.5 dCi 115	G9U630, G9U630	09/08 →
PRIMASTAR 2.5 dCi 150	G9U632	09/06 →
PRIMASTAR dCi 115	G9U630, M9R630	09/08 →
PRIMASTAR dCi 120	M9R630, M9R630	09/06 →
PRIMASTAR dCi 150	G9U632	09/06 →
PRIMASTAR dCi 90	M9R630, K4M	09/06 →
TERRANO 1.6	H4M	12/15 →
TERRANO III 1.6	K4M, M9T678	09/13 →
TERRANO III 2.0 4x4	F4R	12/15 →

OPEL

MOVANO B 2.3 CDTi	M9T678, M9T670	12/10 →
MOVANO B 2.3 CDTi FWD	M9T670, M9T686	05/10 →
MOVANO B 2.3 CDTi RWD	M9T686, M9R630	05/10 →
VIVARO A 1.9 DI	F9Q774	08/01 →
VIVARO A 2.0 CDTi	M9R630, H4B400	01/06 →
VIVARO A 2.5 CDTi	G9M86	08/06 →

RENAULT

CAPTUR 0.9 T Ce 90	H4B400, K9K628	06/13 →
CAPTUR 1.5 dCi	K9K628, K9K608	06/13 →
CAPTUR 1.5 dCi 90	K9K608, K9K700	06/13 →
CLIO II 1.2	D4F740	10/12 →
CLIO II 1.2 LPG	D4F744	01/14 →
CLIO II 1.5 dCi	K9K700, D4F740	06/01 →
CLIO III 1.2	D4F740, D4F740	10/05 →
CLIO III 1.2 16V	D4F740, K9K750	06/05 →
CLIO III 1.2 16V Hi-Flex	D4F740	07/08 →
CLIO III 1.2 Hi-Flex	D4F742	11/07 → 12/12
CLIO III 1.4 16V	K4J780	06/05 →
CLIO III 1.5 dCi	K9K750, K4M800	05/05 →
CLIO III 1.6 16V	K4M800, --	06/05 →
CLIO III 2.0 16V Sport	--, H4B400	09/08 →
CLIO IV 0.9 T Ce 90	H4B400, D4F740	11/12 →
CLIO IV 0.9 T Ce 90 LPG	H4B410	06/16 →
CLIO IV 1.2 16V	D4F740, K9K628	11/12 →
CLIO IV 1.2 LPG	D4F744	01/14 →
CLIO IV 1.2 LPG 16V	D4F744	11/12 →
CLIO IV 1.5 dCi	K9K628, K9K612	11/12 →
CLIO IV 1.5 dCi 75	K9K612, K9K608	11/12 →

RENAULT		
CLIO IV 1.5 dCi 90	K9K608, L7X760	11/12 →
CLIO IV 3.0 RS V6	L7X760, H4M438	03/13 →
DOKKER 1.5 dCi	K9K612	12/13 →
DOKKER 1.6	K7M812	12/13 →
DUSTER 1.5 dCi [ExtraEU]	K9K796	06/11 →
DUSTER 1.6 16V	H4M438, H4M430	02/12 →
DUSTER 1.6 16V 4x4	H4M430, C3G710	06/11 →
EXPRESS 1.2	C3G710, F8Q640	07/95 → 10/99
EXPRESS 1.9	F8Q640, F8Q640	07/95 → 11/98
EXPRESS 1.9 D	F8Q640, F8Q684	07/95 → 10/99
EXTRA 1.9	F8Q684, K9K838	09/94 → 03/98
FLUENCE 1.5 dCi	K9K838, K9K728	02/10 →
FLUENCE 1.6 16V	K4M838	02/10 →
GRAND SCÉNIC II 1.5 dCi	K9K728, F9Q812	04/04 →
GRAND SCÉNIC II 1.6	K4M782	04/04 →
GRAND SCÉNIC II 1.9 dCi	F9Q812, K9K708	04/04 →
KANGOO I 1.5 dCi	K9K708, K9K608	02/01 →
KANGOO II 1.5 dCi	K9K608, K4M720	02/08 →
KANGOO II 1.5 dCi 110	K9K636	09/13 →
LAGUNA I 1.6 16V	K4M720, D4F732	11/97 → 03/01
LAGUNA II 1.6 16V	K4M714	03/01 → 12/07
LAGUNA II 1.6 LPG	K4M714	03/01 → 05/05
LAGUNA II 1.8 16V	F4P774	03/01 → 05/05
LAGUNA II 2.0 16V Turbo	F4P786	01/03 → 08/05
LOGGY 1.5 dCi	K9K830	11/14 →
LOGAN 1.0	D4D760	12/05 →
LOGAN 1.2	D4F732, D4F732	11/13 →
LOGAN 1.2 16V	D4F732, D4F732	02/06 →
LOGAN 1.2 16V LPG	D4F732, K9K612	11/13 →
LOGAN 1.4	K7J710	09/04 →
LOGAN 1.4 LPG	K7J714	02/08 → 10/13
LOGAN 1.5 dCi	K9K612, K4M690	09/05 →
LOGAN 1.6	K4M690, M9T870	09/04 →
LOGAN 1.6 16V	K4M694	12/05 →
LOGAN 1.6 LPG	K7M718	04/07 → 11/12
LOGAN 1.6 MPI 85	K7M800	05/10 →
LOGAN EXPRESS 1.5 dCi	K9K792	04/07 →
LOGAN EXPRESS 1.6	K7M710	04/07 →
MASTER II 2.3 dCi	M9T870, M9T694	11/14 →
MASTER II 2.5 dCi	G9U650	08/06 →
MASTER III 2.3 dCi	M9T694, M9T690	03/13 →
MASTER III 2.3 dCi 100 FWD	M9T890	02/10 →
MASTER III 2.3 dCi 100 RWD	M9T690, M9T870	02/10 →
MASTER III 2.3 dCi 110 FWD	M9T870, M9T696	09/14 →
MASTER III 2.3 dCi 125 FWD	M9T696, M9T686	02/10 →
MASTER III 2.3 dCi 125 RWD	M9T686, M9T700	02/10 →
MASTER III 2.3 dCi 130 FWD	M9T704	03/12 →
MASTER III 2.3 dCi 130 RWD	M9T710	03/12 →
MASTER III 2.3 dCi 135 FWD	M9T700	07/14 →
MASTER III 2.3 dCi 135 RWD	M9T700, M9T694	07/14 →
MASTER III 2.3 dCi 145 FWD	M9T694, M9T694	02/10 →
MASTER III 2.3 dCi 145 RWD	M9T694, M9T694	02/10 →
MASTER III 2.3 dCi 150 FWD	M9T898	03/13 →
MASTER III 2.3 dCi 150 RWD	M9T694, M9T700	03/13 →
MASTER III 2.3 dCi 165 FWD	M9T700	07/14 →
MASTER III 2.3 dCi 165 RWD	M9T700, K4M760	07/14 →
MASTER III 2.3 dCi 170 FWD	M9T706	07/15 →
MEGANE II 1.6	K4M760, K4M761	09/03 →
MEGANE II 1.6 16V	K4M761, F9Q870	11/02 →
MEGANE II 1.6 LPG 16V	K4M760	01/06 → 08/09
MEGANE II 2.0	F4R770	12/06 → 01/11
MEGANE III 1.9 dCi	F9Q870, H4M738	06/09 →
MEGANE IV 1.6 16V	H4M738, H4M738	11/15 →
MEGANE IV 1.6 S Ce	H4M738, D4F740	10/16 →
MODUS 1.4	K4J770, E7J726	04/06 → 12/13
MODUS / GRAND MODUS 1.2	D4F740, K4J770	12/04 →
MODUS / GRAND MODUS 1.2 16V Hi-Flex	D4F742	10/08 →
MODUS / GRAND MODUS 1.4	K4J770, K9K750	12/04 →
MODUS / GRAND MODUS 1.5 dCi	K9K750, K4M790	09/04 →
MODUS / GRAND MODUS 1.5 dCi 90	K9K750	10/10 →
MODUS / GRAND MODUS 1.6	K4M790, K4J770	12/04 →
RAPID 1.4	E7J726, F8Q644	05/95 → 08/97
RAPID 1.9 D	F8Q644, K7M710	09/94 → 03/98
SANDERO 1.2	D4F732	04/15 →
SANDERO 1.4 LPG	K7J714	02/09 → 12/12
SANDERO I 1.2 16V	D4F732	11/08 →
SANDERO I 1.4	K7J710	02/09 →
SANDERO I 1.5 dCi	K9K790	04/07 →
SANDERO I 1.6	K7M710, D4F732	12/07 →
SANDERO I 1.6 MPI 85	K7M800	05/10 →
SANDERO II 1.2 16V	D4F732, K9K612	12/13 →
SANDERO II 1.2 16V LPG	D4F734	12/13 →
SANDERO II 1.5 dCi	K9K612, K4M842	12/13 →
SANDERO II 1.6	K7M812	11/13 →
SANDERO II 1.6 16V	K4M842, K4J730	04/14 →

RENAULT		
SCÉNIC II 1.4	K4J730, K9K722	06/03 →
SCÉNIC II 1.5 dCi	K9K722, K4M764	06/03 →
SCÉNIC II 1.6	K4M782	06/03 →
SCÉNIC II 1.6 16V	K4M764, F9Q803	05/03 →
SCÉNIC II 1.9 D	F9Q812	06/06 →
SCÉNIC II 1.9 dCi	F9Q803, K7J700	06/03 →
SCÉNIC 1.5 dCi	K9K728	06/07 → 11/08
SYMBOL 1.2 LPG [ExtraEU]	D4F734	12/13 →
THALIA I 1.2i 16V	D4F728	04/04 →
THALIA I 1.4	K7J700, K9K700	05/00 →
THALIA I 1.4 16V	K4J713	08/00 →
THALIA I 1.5 dCi	K9K700, K4M670	01/01 →
THALIA I 1.6	K4M670, M9R630	01/01 →
THALIA II 0.9 T Ce	H4B400	11/12 → 06/14
THALIA II 1.5 dCi	K9K740	09/08 → 06/14
THALIA II 1.6 16V	K4M744	09/08 →
TRAFIC II 1.9 dCi 80	F9Q760	03/01 →
TRAFIC II 2.0	F4R722	03/01 →
TRAFIC II 2.0 dCi 115	M9R630, M9R630	08/06 →
TRAFIC II 2.0 dCi 90	M9R630, C3G700	08/06 →
TRAFIC II 2.5 dCi	G9U630	08/07 →
TRAFIC II 2.5 dCi 115	G9U630	02/08 →
TRAFIC II 2.5 dCi 135	G9U730	03/01 →
TRAFIC II 2.5 dCi 145	G9U630	08/06 →
TRAFIC II 2.5 DTi	G9U730	03/03 → 07/03
TRAFIC III 1.6 dCi 125	R9M452	07/15 →
TRAFIC III 1.6 dCi 145	R9M452	07/15 →
TRAFIC III 1.6 dCi 95	R9M413	07/15 →
TWINGO I 1.2	C3G700, D4F702	03/93 →
TWINGO I 1.2 16V	D4F702, D4F764	01/01 → 06/07
TWINGO II 1.2	D4F780	03/07 →
TWINGO II 1.2 16V	D4F764, D4F780	03/07 →
TWINGO II 1.2 T Ce 100	D4F782	02/11 →
TWINGO II 1.5 dCi	K9K718	04/08 →
TWINGO II 1.5 dCi 75	K9K820	10/10 →
TWINGO II 1.5 dCi 90	K9K820	10/10 →
TWINGO II 1.6 RS	K4M854	05/08 →
WIND 1.2	D4F780, M9T702	07/10 →
WIND 1.6	K4M854	07/10 →

VAUXHALL		
MOVANO 2.3 CDTi	M9T702, M9T686	05/10 →
MOVANO B 2.3 CDTi [RWD]	M9T686, M9T670	07/10 →
MOVANO B 2.3 CDTi FWD	M9T670, M9T670	05/10 →
MOVANO B 2.3 CDTi RWD	M9T670, G9U630	05/10 →
VIVARO 2.0 CDTi	M9R780	01/06 → 07/14
VIVARO 2.5 CDTi	G9U630, G6DC	04/03 → 07/14
VIVARO 2.5 DTi	G9U630	07/03 → 07/14

7.6272



REVERSING LIGHT SWITCHES

Adatt./Suitable:

FORD

1 381 509

666R-15520-AA

LAND ROVER

LR000774

LR075364

VOLVO

30729812

31367988

ITEM NOW AVAILABLE FROM PRODUCTION

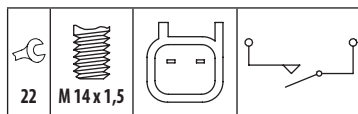
• ARTICOLA ORA DISPONIBILE PER LA VENDITA

• ARTICLE DISPONIBLE EN PRODUCTION COURANTE

• JETZT ZUM VERKAUF VERFÜGBARER ARTIKEL

• ARTICULO AHORA DISPONIBLE EN PRODUCCION

MARKET DIFFUSION: HIGH



FORD		
FOCUS I 2.0 CNG	C20HDEACNG	01/10 → 07/11
FOCUS II 1.6	HWDA	09/05 → 07/11
FOCUS II 1.6 TDCi	G8DA, KKDA	07/04 → 09/12
FOCUS II 1.6 Ti-VCT	--	12/07 →
FOCUS II 1.8 Flexifuel	--	12/05 → 01/08
FOCUS II 1.8 TDCi	KKDA, SYDA	07/04 → 09/12

FORD		
FOCUS II 2.0 CNG	SYDA, G6DA	04/09 → 07/11
FOCUS II 2.0 Flex	SYDA	10/08 → 03/10
FOCUS II 2.0 LPG	SYDA	06/08 → 07/11
FOCUS II 2.0 TDCi	G6DA, --	07/04 → 09/12
FOCUS II 2.5 RS	JZDA	01/09 → 07/11
FOCUS II 2.5 RS 500	JZDA	05/10 → 07/11
FOCUS II 2.5 ST	HYDA	10/05 → 09/12
FOCUS C-MAX 1.8	Q7DA	04/04 → 03/07
FOCUS C-MAX 1.8 Flexifuel	Q7DA	01/06 → 03/07
FOCUS C-MAX 2.0 TDCi	G6DC, G8DA	10/03 → 03/07
GALAXY II 1.6 EcoBoost	--, FFWA	11/10 →
GALAXY II 1.8 TDCi	FFWA, TNWA	05/06 → 06/15
GALAXY II 2.0	AOWA	05/06 → 06/15
GALAXY II 2.0 EcoBoost	TNWA, --	03/10 →
GALAXY II 2.0 TDCi	--, KNWA	05/06 →
GALAXY II 2.0 TDCi CR TC	--	03/10 →
GALAXY II 2.0 TDCi DSL	--	03/10 →
GALAXY II 2.2 TDCi	KNWA, --	03/08 → 06/15
GALAXY II 2.5 ST	HUWA	05/06 →
KUGA I 2.0 TDCi	--, T1BA	03/10 →
KUGA I 2.0 TDCi 4x4	UFDA	03/10 → 11/12
KUGA I 2.0 TDCi CR TC	--	03/10 →
KUGA I 2.5	HYDC	03/09 → 11/12
MONDEO I 1.6 EcoBoost	JTBA	11/10 → 09/14
MONDEO I 1.6 TDCi ECoNetic	T1BA, KLBA	03/13 → 09/14
MONDEO I 2.0 TDCi	KLBA, JTBA	03/07 → 09/14
MONDEO III 1.6 EcoBoost	JTBA, KGBA	11/10 → 01/15
MONDEO III 1.6 Ti	KGBA, FFBA	03/07 → 01/15
MONDEO III 1.8 TDCi	FFBA, AOBA	03/07 → 01/15
MONDEO III 2.0	AOBA, TBBA	03/07 → 01/15
MONDEO III 2.0 EcoBoost	TPBA	03/10 → 01/15
MONDEO III 2.0 Flexifuel	TBBA, AZBA	03/09 → 01/15
MONDEO III 2.0 LPG	TBBA	07/09 → 01/15
MONDEO III 2.0 SCTi	TNBA	03/10 → 01/15
MONDEO III 2.0 TDCi	AZBA, KNBA	03/07 → 01/15
MONDEO III 2.2 TDCi	KNBA, --	03/08 → 01/15
MONDEO III 2.5	HUBA	03/07 → 01/15
S-MAX I 1.6 EcoBoost	--, FFWA	02/11 →
S-MAX I 1.8 TDCi	FFWA, AODA	05/06 → 12/14
S-MAX I 2.0	AODA, TNWA	05/06 → 12/14
S-MAX I 2.0 EcoBoost	TNWA, KLWA	03/10 → 12/14
S-MAX I 2.0 TDCi	KLWA, KNWA	05/06 → 12/14
S-MAX I 2.0 TDCi CR TC	--	03/10 →
S-MAX I 2.0 TDCi DSL	--	03/10 →
S-MAX I 2.2 TDCi	KNWA, 204DTD	03/08 → 12/14
S-MAX I 2.3	SEWA	07/07 → 12/14
S-MAX I 2.5 ST	HUWA	05/06 → 12/14

LAND ROVER		
DISCOVERY IV 2.0 D	204DTD	08/15 →
DISCOVERY IV 2.0 D 4x4	204DTP, AJ200D	12/14 →
FREELANDER 2 2.2 eD4	DW12BTED4	08/10 → 10/14
FREELANDER 2 2.2 TD4 4x4	DW12BTED4	10/06 → 10/14
FREELANDER 3 3.2 4x4	B6324S	10/06 → 10/14
RANGE ROVER EVOQUE 2.0 D	AJ200D	06/15 →
RANGE ROVER EVOQUE 2.0 D 4x4	AJ200D, B5254T3	05/15 →

VOLVO		
C30 2.4 i	B5244S4	10/06 → 12/12
C30 D3	D5204T5	10/10 → 12/12
C30 D4	D5204T	10/10 → 12/12
C30 D5	D5244T13	10/06 → 12/12
C30 T5	B5254T3, B5204T3	10/06 → 12/12
C70 I 2.0	B5204T2	03/97 → 09/02
C70 I 2.0 T	B5204T3, B5204T2	03/00 → 10/05
C70 I 2.0 T5	B5204T2, B5244S	03/98 → 12/98
C70 I 2.3 T5	B5234T3	03/98 → 10/05
C70 I 2.3 T-5	B5234T3	03/97 → 09/02
C70 I 2.4	B5244S, B5244T	06/98 → 10/05
C70 I 2.4 T	B5244T, B5254T3	03/97 → 10/05
C70 I 2.4 T5	B5244T	03/98 → 10/05
C70 II 2.4	B5244S5	03/06 → 10/09
C70 II 2.4 i	B5244S4	03/06 → 10/09
C70 II D3	D5204T5	10/10 → 06/13
C70 II D4	D5204T	10/10 → 06/13
C70 II D5	D5244T13	03/06 → 06/13
C70 II T5	B5254T3, D4192T3	03/06 → 10/09
S40 I 1.9 DI	D4192T3, B4194T	07/00 → 12/03
S40 I 1.9 T4	B4194T, B4204S	05/97 → 07/00
S40 I 2.0	B4204S, B4204T	07/95 → 12/03
S40 I 2.0 T	B4204T, B5244S4	07/00 → 12/03
S40 I 2.0 T4	B4204T5	07/00 → 12/03
S40 II 2.0 D	D4204T	01/04 → 12/10
S40 II 2.4	B5244S4, D5244T13	01/04 → 12/12
S40 II 2.4 AWD	B5244S4	08/06 → 12/12
S40 II 2.4 D5	D5244T13, B5254T3	03/06 → 12/10
S40 II T5 AWD	B5254T3, B5244S	04/04 → 12/10
S60 I 2.0 T	B5204T5	07/00 → 04/10
S60 I 2.4	B5244S, B5244S5	07/00 → 04/10

VOLVO		
S60 I 2.4 AWD	B5244T5	02/04 ⇒ 04/10
S60 I 2.4 Bifuel	B5244S6, D5244T2	07/01 ⇒ 04/10
S60 I 2.4 CDI	D5244T3	10/03 ⇒ 12/05
S60 I 2.4 D	D5244T2, D5244T	05/01 ⇒ 04/10
S60 I 2.4 D5	D5244T, D4204T20	01/01 ⇒ 04/10
S60 I 2.4 T	B5244T3	07/00 ⇒ 04/10
S60 I 2.4 T AWD	B5244T3	06/01 ⇒ 04/10
S60 I 2.4 T5	B5244T5	04/04 ⇒ 04/10
S60 I 2.5 T	B5254T2	01/03 ⇒ 04/10
S60 I 2.5 T AWD	B5254T2	07/02 ⇒ 04/10
S60 I R 2,5 T AWD	B5254T4	01/03 ⇒ 04/10
S60 I T5	B5234T3	07/00 ⇒ 04/10
S60 II 2.0 D2	D4204T20, D4204T4	03/15 ⇒
S60 II 2.0 D3	D4204T4, D5204T2	03/15 ⇒
S60 II 2.0 D4	D4204T14	03/15 ⇒
S60 II 2.0 T3	B4204T37	03/15 ⇒
S60 II 2.0 T4	B4204T19	03/15 ⇒
S60 II D3	D5204T2, D4204T5	04/10 ⇒ 12/15
S60 II D4	D4204T5, D5244T10	04/10 ⇒ 12/15
S60 II D5	D5244T10, B5202FS	04/10 ⇒ 12/15
S60 II D5 AWD	D5244T11	04/11 ⇒ 12/15
S70 2.0	B5202FS, B5204T2	01/97 ⇒ 11/00
S70 2.0 Turbo	B5204T2, B5244S	01/97 ⇒ 11/00
S70 2.3	B5234T3	11/96 ⇒ 11/00
S70 2.3 T5 AWD	B5234T3	11/96 ⇒ 09/98
S70 2.4	B5244S, B5244S	01/97 ⇒ 11/00
S70 2.4 AWD	B5244S, B5244T	10/98 ⇒ 05/99
S70 2.4 T5 AWD	B5254T	11/96 ⇒ 04/99
S70 2.4 Turbo	B5244T, D5204T2	01/97 ⇒ 11/00
S70 2.5 TDI	D5252T	01/97 ⇒ 11/00
S70 2.5 TDi AWD	D5252T	10/99 ⇒ 09/00
S80 I 2.0	B5204T4	06/98 ⇒ 07/06
S80 I 2.0 D3/D4	D5204T2, B5244S6	09/10 ⇒
S80 I 2.0 T	B5204T5	12/99 ⇒ 07/06
S80 I 2.0 T5	B5204T3	11/98 ⇒ 10/00
S80 I 2.4	B5244S	10/98 ⇒ 07/06
S80 I 2.4 Bifuel	B5244S6, D5244T14	09/01 ⇒ 07/06
S80 I 2.4 D	D5244T2	10/01 ⇒ 07/06
S80 I 2.4 D5	D5244T	08/01 ⇒ 07/06
S80 I 2.4 T	B5244T3	06/00 ⇒ 07/06
S80 I 2.5 T	B5254T2	03/03 ⇒ 07/06
S80 I 2.5 T AWD	B5254T2	07/03 ⇒ 07/06
S80 I 2.5 TDi	D5252T	07/98 ⇒ 10/01
S80 I 2.9	B6294S	07/98 ⇒ 07/06
S80 II 2.4 D	D5244T14, B5254T10	03/06 ⇒
S80 II 2.5 T	B5254T10, B5254T11	03/06 ⇒ 12/12
S80 II 2.5 T AWD	B5254T6	10/06 ⇒ 04/09
S80 II 2.5 T FlexFuel	B5254T11, D5244T10	05/08 ⇒ 12/11
S80 II D3	D5204T7	05/12 ⇒
S80 II D4	D4204T5	09/13 ⇒
S80 II D5	D5244T10, D5244T10	03/06 ⇒
S80 II D5 AWD	D5244T10, D4192T3	01/07 ⇒
S90 2.9	B6304FS2	01/97 ⇒ 05/98
V40 I 1.9 DI	D4192T3, B4194T	07/00 ⇒ 06/04
V40 I 1.9 T4	B4194T, B4204S	05/97 ⇒ 07/00
V40 I 2.0	B4204S, B4204T	07/95 ⇒ 06/04
V40 I 2.0 T	B4204T, D4204T9	06/01 ⇒ 06/04
V40 I 2.0 T4	B4204T5	07/00 ⇒ 06/04
V40 II 2.0 D3	D5204T6	09/13 ⇒ 12/15
V40 II 2.0 D4	D5204T4	09/13 ⇒ 12/14
V40 II D2	D4204T8	02/15 ⇒
V40 II D3	D4204T9, D4204T14	03/12 ⇒
V40 II D4	D4204T14, B5244S4	03/12 ⇒
V40 II T2	B4204T38	02/15 ⇒
V40 II T3	B4204T37	02/15 ⇒
V40 II T4	B4204T19	08/15 ⇒
V50 2.0 D	D4204T	04/04 ⇒ 12/10
V50 2.4	B5244S4, D5244T13	04/04 ⇒ 12/10
V50 2.4 AWD	B5244S4	08/06 ⇒ 12/09
V50 2.4 D5	D5244T13, B5254T3	03/06 ⇒ 12/10
V50 T5 AWD	B5254T3, D4204T20	04/04 ⇒ 12/10
V60 I 2.0 D2	D4204T20, D4204T4	03/15 ⇒
V60 I 2.0 D3	D4204T4, D5244T11	09/13 ⇒
V60 I 2.0 D4	D4204T14	09/13 ⇒
V60 I 2.0 T4	B4204T19	03/15 ⇒
V60 I 2.4 D5	D5244T11, D5204T2	04/11 ⇒ 12/15
V60 I 2.4 D5 AWD	D5244T11	04/11 ⇒ 12/15
V60 I D3	D5204T7	05/12 ⇒ 12/15
V60 I D3 / D4	D5204T2, D5244T10	07/10 ⇒ 12/14
V60 I D4	D4204T5	10/13 ⇒ 12/15
V60 I D5	D5244T10, B5202FS	07/10 ⇒ 12/15
V60 I T3	B4204T37	03/15 ⇒
V60 II D4	D4204T14	02/18 ⇒
V70 I 2.0	B5202FS, B5244S	12/95 ⇒ 12/00
V70 I 2.0 Turbo	B5204T3	11/96 ⇒ 12/00
V70 I 2.0 Turbo AWD	B5204T3	11/96 ⇒ 12/00
V70 I 2.3	B5234T3	11/96 ⇒ 11/00
V70 I 2.3 AWD	B5234T3	04/97 ⇒ 09/98

VOLVO		
V70 I 2.4	B5244S, B5244T	12/95 ⇒ 12/99
V70 I 2.4 AWD	B5254SDENS	06/98 ⇒ 12/99
V70 I 2.4 Bifuel	B5244S6	08/99 ⇒ 12/00
V70 I 2.4 Turbo	B5244T, B5244T	04/96 ⇒ 12/00
V70 I 2.4 Turbo AWD	B5244T, B5244S	04/96 ⇒ 12/00
V70 I 2.5 TDI	D5252T	12/95 ⇒ 12/00
V70 I 2.5 TDI AWD	D5252T	11/96 ⇒ 02/00
V70 II 2.0 T	B5204T5	11/99 ⇒ 08/07
V70 II 2.3 T5	B5234T3	11/99 ⇒ 12/04
V70 II 2.4	B5244S, D5244T2	03/00 ⇒ 08/07
V70 II 2.4 Bifuel	B5244S62	09/01 ⇒ 08/07
V70 II 2.4 CDI	D5244T6	07/05 ⇒ 12/08
V70 II 2.4 D	D5244T2, D5244T	07/01 ⇒ 12/08
V70 II 2.4 D5	D5244T, D5244T2	01/01 ⇒ 12/08
V70 II 2.4 D5 AWD	D5244T2, B5204T9	07/02 ⇒ 08/07
V70 II 2.4 T5	B5244T5	04/04 ⇒ 08/07
V70 II 2.5 AWD	B5254T2	09/02 ⇒ 12/04
V70 II 2.5 R Sport	B5254T4	12/02 ⇒ 08/07
V70 II 2.5 T	B5254T2	07/01 ⇒ 08/07
V70 II 2.5 T AWD	B5254T2	07/02 ⇒ 08/07
V70 II 2.5 TDI	D5252T	11/99 ⇒ 08/07
V70 II R 2,5 T AWD	B5254T4	03/03 ⇒ 08/07
V70 III 2.0 BiFuel	B5204T9, D5244T14	03/13 ⇒ 12/15
V70 III 2.0 D3 Drive	D5204T7	09/13 ⇒
V70 III 2.0 D4/D4 Drive	D5204T3	09/13 ⇒
V70 III 2.4 D	D5244T14, D5244T11	04/07 ⇒ 12/10
V70 III 2.4 D5	D5244T11, B5254T10	09/13 ⇒
V70 III 2.5 T	B5254T10, B5254T11	08/07 ⇒ 12/12
V70 III 2.5 T FlexFuel	B5254T11, D4204T9	05/08 ⇒ 12/11
V70 III D2	D4204T20	03/15 ⇒
V70 III D3	D4204T9, D5204T2	10/07 ⇒
V70 III D3 / D4	D5204T2, D5244T10	03/10 ⇒ 12/15
V70 III D4	D4204T5	10/13 ⇒
V70 III D5	D5244T10, D5244T11	04/07 ⇒
V70 III D5 AWD	D5244T11, D5244T16	04/07 ⇒ 12/15
V70 III T4	B4204T19	03/15 ⇒
V70 XC 2.0 T5	B5204T3	10/97 ⇒ 03/99
V90 2.0 D3	D4204T9	03/16 ⇒
V90 2.9	B6304FS2	01/97 ⇒ 12/98
XC60 I 2.4 D	D5244T14	04/09 ⇒ 12/10
XC60 I 2.4 D / D3 / D4 AWD	D5244T16, D4204T4	05/08 ⇒ 02/17
XC60 I 2.4 D AWD	D5244T14	06/09 ⇒ 12/10
XC60 I D3	D4204T4, D5204T2	04/12 ⇒ 02/17
XC60 I D3 / D4	D5204T2, D4204T14	03/10 ⇒ 12/14
XC60 I D4	D4204T14, D5244T12	10/13 ⇒ 02/17
XC60 I D4 AWD	D5244T12, D5244T10	10/13 ⇒ 02/17
XC60 I D5	D5244T11	06/11 ⇒ 02/17
XC60 I D5 AWD	D5244T10, B5244T	05/08 ⇒ 02/17
XC70 I 2.4 D5 AWD	D5244T4	12/05 ⇒ 08/07
XC70 I 2.4 D5 XC AWD	D5244T	09/02 ⇒ 08/07
XC70 I 2.4 T XC AWD	B5244T, D5244T16	03/00 ⇒ 09/02
XC70 I 2.5 T XC AWD	B5254T2	09/02 ⇒ 08/07
XC70 II 2.4 D	D5244T14	06/09 ⇒ 12/10
XC70 II 2.4 D / D4 AWD	D5244T16, D5204T2	08/07 ⇒
XC70 II D3	D5204T2, D5244T10	04/10 ⇒ 12/15
XC70 II D3 AWD	D5204T2	08/11 ⇒
XC70 II D4	D4204T5	10/13 ⇒
XC70 II D4 AWD	D5244T12	10/13 ⇒
XC70 II D5 AWD	D5244T10, D5244T	04/07 ⇒
XC90 I 2.5 T AWD	B5254T2	10/02 ⇒ 09/14
XC90 I D3 / D5	D5244T5	04/09 ⇒ 12/14
XC90 I D5 AWD	D5244T, B19ET	10/02 ⇒ 12/10

7.6274K

3

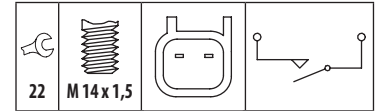
REVERSING LIGHT SWITCHES

Adatt./Suitable:

MITSUBISHI
2960A388
VOLVO
30713679

ITEM NOW AVAILABLE FROM PRODUCTION

- ARTICOLO ORA DISPONIBILE PER LA VENDITA
- ARTICLE DISPONIBLE EN PRODUCTION COURANTE
- JETZ ZUM VERKAUF VERFÜGBARER ARTIKEL
- ARTICULO AHORA DISPONIBLE EN PRODUCCION



VOLVO

240 1.8	B17A	11/78 ⇒ 07/85
240 2.0	B19ET, B21ET	10/82 ⇒ 12/93
240 2.1 Turbo	B21ET, B230A	08/80 ⇒ 07/85
240 2.3	B230A, D24	08/83 ⇒ 08/93
240 2.3 Cat	B230F	08/91 ⇒ 07/92
240 2.3 i Cat	B230F	08/86 ⇒ 07/93
240 2.4 Diesel	D24, B200E	08/78 ⇒ 08/93
240 2.8	B28E	10/80 ⇒ 09/84
260 2.8	B28E	08/80 ⇒ 07/85
740 2.0	B200E, B204FT	01/85 ⇒ 08/92
740 2.0 16V	B204E	09/87 ⇒ 08/90
740 2.0 16V Turbo	B204FT, B230A	08/89 ⇒ 07/90
740 2.0 GLE	B204E	09/87 ⇒ 08/90
740 2.0 Turbo	B200ET	09/87 ⇒ 08/90
740 2.3	B230A, B230ET	08/84 ⇒ 12/92
740 2.3 GL	B230E	08/84 ⇒ 08/87
740 2.3 Turbo	B230ET, D24T	08/85 ⇒ 08/91
740 2.4 Diesel	D24	08/84 ⇒ 07/92
740 2.4 TD	D24T, B230ET	08/85 ⇒ 12/90
740 2.4 TD Interc.	D24TIC	08/86 ⇒ 07/88
740 2.4 Turbo-Diesel	D24T	09/85 ⇒ 07/92
760 2.3	B230ET, B230ET	08/84 ⇒ 07/92
760 2.3 Turbo	B230ET, B28A	08/84 ⇒ 08/90
760 2.4 TD Interc.	D24TIC	08/87 ⇒ 07/92
760 2.4 Turbo Diesel	D24T	08/82 ⇒ 07/87
760 2.8	B28A, B280E	08/81 ⇒ 07/88
780 2.0i	B204GT	01/87 ⇒ 12/90
780 2.0i Turbo	B200ET	01/87 ⇒ 12/90
780 2.4 D	D24TIC	04/86 ⇒ 12/90
780 2.9	B280E, B5202S	08/86 ⇒ 07/90
850 2.0	B5202S, B5204FT	06/91 ⇒ 12/96
850 2.0 10V	B5202FS	08/94 ⇒ 12/97
850 2.0 Turbo	B5204FT, B5252	02/93 ⇒ 10/97
850 2.3	B5234FS	01/96 ⇒ 10/96
850 2.3 T5	B5234FT	02/93 ⇒ 12/96
850 2.3 T5 R	B5234T2	04/96 ⇒ 10/96
850 2.3 T5-R	B5234T4	08/95 ⇒ 12/96
850 2.3 Turbo R	B5234T5	06/95 ⇒ 10/97
850 2.4	B5252, B5252FS	06/91 ⇒ 12/96
850 2.4 AWD	B5254T	04/96 ⇒ 12/96
850 2.4 GLE	B5254T	09/93 ⇒ 10/97
850 2.5 10V	B5252FS, B200E	06/91 ⇒ 12/97
850 2.5 20V	B5254FS	08/91 ⇒ 12/97
850 2.5 TDI	D5252T	08/95 ⇒ 12/96
940 I 2.0	B200E, B230E	08/90 ⇒ 07/94
940 I 2.0 GL	B204E	09/90 ⇒ 04/92
940 I 2.0 Turbo	B200FT	08/90 ⇒ 07/95
940 I 2.3	B230E, B230FT	08/90 ⇒ 07/95
940 I 2.3 16V	B234G	08/90 ⇒ 07/92
940 I 2.3 Turbo	B230FT, B230FD	08/90 ⇒ 07/94

VOLVO		
940 I 2.4 D	D24	08/90 ⇒ 07/95
940 I 2.4 TD Intercooler	D24TIC	08/90 ⇒ 12/94
940 I 2.4 Turbo Diesel	D24T	08/90 ⇒ 12/94
940 II 2.0 GLT	B200GT	10/94 ⇒ 05/97
940 II 2.0 Turbo	B200FT	04/96 ⇒ 10/98
940 II 2.3	B230FD, B230FT	08/94 ⇒ 05/97
940 II 2.3 ti	B230FK	01/95 ⇒ 10/98
940 II 2.3 Turbo	B230FT, B6254FS	08/94 ⇒ 12/98
940 II 2.4 TD Interc.	D24TIC	08/94 ⇒ 10/98
960 I 2.0	B204FT	08/90 ⇒ 09/93
960 I 2.3	B230GT	08/90 ⇒ 07/94
960 I 2.3 Turbo	B230FT	09/90 ⇒ 08/93
960 I 2.4 TD Interc.	D24TIC	09/91 ⇒ 07/94
960 II 2.5	B6254S	07/94 ⇒ 12/96
960 II 2.5 24V	B6254FS, B5254T3	01/95 ⇒ 08/97
C30 D3	D5204T5	10/10 ⇒ 12/12
C30 D4	D5204T	10/10 ⇒ 12/12
C30 D5	D5244T13	10/06 ⇒ 12/12
C30 T5	B5254T3, B5244S	10/06 ⇒ 12/12
C70 I 2.4	B5244S, B5254T3	06/98 ⇒ 10/05
C70 I 2.4 T	B5254T	03/98 ⇒ 10/05
C70 II D3	D5204T5	10/10 ⇒ 06/13
C70 II D4	D5204T	10/10 ⇒ 06/13
C70 II T5	B5254T3, B5202FS	03/06 ⇒ 10/09
S40 I 1.8	B4184S3	03/99 ⇒ 12/03
S40 I 2.0 T	B4204T2	08/99 ⇒ 07/00
S40 II 2.4 AWD	B5244S4	08/06 ⇒ 12/12
S60 I 2.3 T5	B5234T7	07/00 ⇒ 09/02
S60 I 2.4 AWD	B5244T5	02/04 ⇒ 04/10
S70 2.0	B5202FS, B5234FT+	01/97 ⇒ 11/00
S70 2.3	B5234FS	01/97 ⇒ 07/99
S70 2.3 T5 AWD	B5234T4	07/97 ⇒ 09/00
S70 2.3 Turbo	B5234FT+, B5244S6	01/97 ⇒ 11/00
S70 2.4	B5254S	06/98 ⇒ 11/00
S70 2.4 Bifuel	B5244S62	07/99 ⇒ 11/00
S70 2.4 Blu-Fuel	B5244S2	07/97 ⇒ 09/00
S70 2.5 20V	B5254FS	01/97 ⇒ 12/98
S70 2.5 Bifuel	GB5252S2	01/99 ⇒ 12/99
S80 I 2.4 Bifuel	B5244S6, B5202FS	09/01 ⇒ 07/06
S80 I 2.5 T	B5254T2	03/03 ⇒ 07/06
S80 I 2.5 T AWD	B5254T2	07/03 ⇒ 07/06
S80 I 2.9	B6294S	03/99 ⇒ 07/06
S90 2.5 24V	B6254GS	01/97 ⇒ 12/97
S90 2.9	B6304S2	01/97 ⇒ 05/98
S90 2.9 24V	B6304FS2	01/97 ⇒ 05/98
V40 I 1.8	B4184S3	03/99 ⇒ 06/04
V40 I 1.9 T4	B4194T2	08/99 ⇒ 07/00
V50 2.4 AWD	B5244S4	08/06 ⇒ 12/09
V70 I 2.0	B5202FS, B5234FT+	12/95 ⇒ 03/00
V70 I 2.3	B5234FS	01/97 ⇒ 07/99
V70 I 2.3 AWD	B5234T7	12/98 ⇒ 02/00
V70 I 2.3 T AWD	B5234FT+, B5234FT+	04/97 ⇒ 03/00
V70 I 2.3 T-5	B5234T3	11/96 ⇒ 12/00
V70 I 2.3 T-5 AWD	B5234T3	01/97 ⇒ 12/00
V70 I 2.3 Turbo	B5234FT+, B5244S6	12/95 ⇒ 12/98
V70 I 2.4	B5254S	06/98 ⇒ 12/99
V70 I 2.4 Bifuel	B5244S6, D5244T	08/99 ⇒ 12/00
V70 I 2.5	B5252FS	01/97 ⇒ 03/00
V70 I 2.5 20V	B5254FS	01/97 ⇒ 12/99
V70 I 2.5 Bifuel	GB5252S2	01/99 ⇒ 12/99
V70 II 2.4 Bifuel	B5244S6	09/01 ⇒ 08/07
V70 II 2.4 D	D5244T3	01/04 ⇒ 12/05
V70 II 2.4 D5 AWD	D5244T2	07/02 ⇒ 08/07
V70 II 2.4 T	B5244T3	11/99 ⇒ 08/03
V70 II 2.4 T AWD	B5244T3	09/01 ⇒ 08/02
V70 II 2.5 AWD	B5254T2	09/02 ⇒ 12/04
V70 II 2.5 R Sport	B5254T4	12/02 ⇒ 08/07
V90 2.5 24V	B6254GS	01/97 ⇒ 12/97
V90 2.9	B6304S2	01/97 ⇒ 12/98
V90 2.9 24V	B6304FS2	01/97 ⇒ 12/98
XC70 I 2.4 D5 AWD	D5244T4	12/05 ⇒ 08/07
XC70 I 2.4 T XC AWD	B5244T3	03/00 ⇒ 09/02
XC90 I 2.5 T AWD	B5254T2	10/02 ⇒ 09/14
XC90 I D3 / D5	D5244T5	04/09 ⇒ 12/14
XC90 I D5 AWD	D5244T, M1JA	10/02 ⇒ 12/10

7.6275K



3

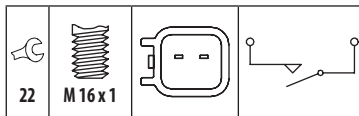

REVERSING LIGHT SWITCHES

Adatt./Suitable:

VOLVO
30787817

ITEM NOW AVAILABLE FROM PRODUCTION

- ARTICOLO ORA DISPONIBILE PER LA VENDITA
- ARTICLE DISPONIBLE EN PRODUCTION COURANTE
- JETZ ZUM VERKAUF VERFÜGBARER ARTIKEL
- ARTICULO AHORA DISPONIBLE EN PRODUCCION



VOLVO

S40 II 2.0 D4

D4204T2

07/05 ⇒ 12/12

7.6276K



3

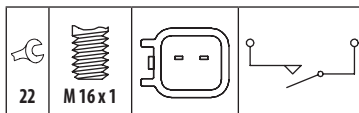

REVERSING LIGHT SWITCHES

Adatt./Suitable:

VOLVO
31219025

ITEM NOW AVAILABLE FROM PRODUCTION

- ARTICOLO ORA DISPONIBILE PER LA VENDITA
- ARTICLE DISPONIBLE EN PRODUCTION COURANTE
- JETZ ZUM VERKAUF VERFÜGBARER ARTIKEL
- ARTICULO AHORA DISPONIBLE EN PRODUCCION



VOLVO

C30 1.6 D	D4164T	10/06 ⇒ 12/12
S40 II 1.8	B4184S11	04/04 ⇒ 12/10
S40 II 1.8 FlexFuel	B4184S8	01/06 ⇒ 12/10
S40 II 2.0	B4204S3	10/06 ⇒ 12/12
S40 II 2.0 F	B4204S4	10/09 ⇒ 12/12
V50 1.8	B4184S11	04/04 ⇒ 12/10
V50 1.8 BiFuel	B4184S8	01/09 ⇒ 09/10
V50 1.8 FlexFuel	B4184S8	01/05 ⇒ 12/10
V50 2.0	B4204S3	10/06 ⇒ 12/12
V50 2.0 FlexFuel	B4204S4	01/10 ⇒ 12/12

7.6283



3

REVERSING LIGHT SWITCHES

Adatt./Suitable:

FORD
1 435 339
1 537 902
6S6T-15520-AA
9M5T-15520-AA
MAZDA
BC01-17-640

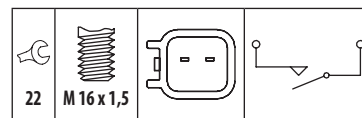
ITEM NOW AVAILABLE FROM PRODUCTION

- ARTICOLO ORA DISPONIBILE PER LA VENDITA
- ARTICLE DISPONIBLE EN PRODUCTION COURANTE
- JETZ ZUM VERKAUF VERFÜGBARER ARTIKEL
- ARTICULO AHORA DISPONIBLE EN PRODUCCION

¹²⁶⁷ Seal coating on thread

- Rivestimento sigillante sulla filettatura
- Revêtement de scellement sur le filetage
- Beschichtungsmasse am Gewinde
- Revestimiento impermeabilizante en la rosca

MARKET DIFFUSION: HIGH



FORD

B-MAX 1.0 EcoBoost	M1JA, SPJD	10/12 ⇒
B-MAX 1.4	SPJD, RJTC	10/12 ⇒
B-MAX 1.4 LPG	RJTC, UGJC	08/13 ⇒
B-MAX 1.5 TDCi	UGJC, HWDA	10/12 ⇒
B-MAX 1.6 TDCi	T3JB	10/12 ⇒
B-MAX 1.6 Ti	IQJA	10/12 ⇒
C-MAX I 1.6	HWDA, G8DA	02/07 ⇒ 09/10
C-MAX I 1.6 TDCi	G8DA, --	02/07 ⇒ 09/10
C-MAX I 1.6 Ti-VCT	--, QQDA	03/07 ⇒
C-MAX I 1.8	QQDA, KKDA	02/07 ⇒ 09/10
C-MAX I 1.8 Flexifuel	Q7DA	02/07 ⇒ 09/10
C-MAX I 1.8 TDCi	KKDA, A0DA	02/07 ⇒ 09/10
C-MAX I 2.0	A0DA, SYDA	02/07 ⇒ 09/10
C-MAX I 2.0 CNG	SYDA, --	04/09 ⇒ 09/10
C-MAX I 2.0 LPG	SYDA	06/08 ⇒ 09/10
C-MAX I 2.0 TDCi	IXDA	02/08 ⇒ 09/10
C-MAX II 1.0 EcoBoost	--, MUDA	10/12 ⇒
C-MAX II 1.5 16V	--	03/15 ⇒
C-MAX II 1.5 EcoBoost	M9DB	03/15 ⇒
C-MAX II 1.6	--	12/10 ⇒
C-MAX II 1.6 CNG	MUDACNG	01/13 ⇒
C-MAX II 1.6 Flexifuel	MUDA, MUDA	02/11 ⇒
C-MAX II 1.6 LPG	MUDA, IQDA	02/12 ⇒
C-MAX II 1.6 Ti	IQDA, 10FDOX	12/10 ⇒
C-MAX II 2.0 TDCi	--	03/15 ⇒
ECOSPORT 1.0 EcoBoost	10FDOX, UGJE	10/13 ⇒
ECOSPORT 1.5 TDCi	UGJE, ZTJA	10/13 ⇒
ECOSPORT 1.5 TDCi EcoBlue 4x4	ZTJA, UEJB	11/17 ⇒
ECOSPORT 1.5 Ti	UEJB	10/13 ⇒
ECOSPORT 1.5 Ti-VCT [ExtraEU]	UEJB, HXJD	10/13 ⇒
ECOSPORT 1.6 Ti-VCT	HXJD, STJA	08/12 ⇒
FIESTA V 1.25 16V	FUJA, HHJA	05/02 ⇒ 06/08
FIESTA V 1.6 TDCi	HHJA, P4JA	04/07 ⇒ 09/09
FIESTA IV 1.2	STJA, SPJA	08/08 ⇒ 12/12
FIESTA IV 1.4	SPJA, HXJA	10/08 ⇒ 12/12
FIESTA IV 1.6 Ti-VCT	HXJA, FUJA	10/08 ⇒ 12/12
FIESTA VI 1.0	P4JA, M1JE	10/12 ⇒
FIESTA VI 1.0 EcoBoost	M1JE, YYJA	09/12 ⇒
FIESTA VI 1.0 Sport	YYJA, SNJB	05/14 ⇒
FIESTA VI 1.2 LPG	SNJB, SNJA	01/11 ⇒
FIESTA VI 1.25	SNJA, --	06/08 ⇒
FIESTA VI 1.4	--, RTJA	06/08 ⇒
FIESTA VI 1.4 LPG	RTJA, F6JB	01/09 ⇒
FIESTA VI 1.4 TDCi	F6JB, UGJC	01/09 ⇒
FIESTA VI 1.5 TDCi	UGJC, HHJC	09/12 ⇒
FIESTA VI 1.6	XTJA	03/15 ⇒

FORD		
FIESTA VI 1.6 EcoBoost	--	01/13 →
FIESTA VI 1.6 TDCi	HHJC, --	06/08 →
FIESTA VI 1.6 TDCi SOHC	--	02/10 →
FIESTA VI 1.6 Ti	--, M1JL	06/08 →
FIESTA VII 1.0 EcoBoost	M1JL, XPJA	01/17 →
FIESTA VII 1.1	XPJA, XUJC	01/17 →
FIESTA VII 1.5 ST EcoBoost	YZJA	04/18 →
FIESTA VII 1.5 TDCi	XUJC, AODA	01/17 →
FOCUS II 1.6	HWDA, G8DA	10/06 → 09/10
FOCUS II 1.6 TDCi	G8DA, Q7DA	07/04 → 09/12
FOCUS II 1.6 Ti-VCT	--	12/07 →
FOCUS II 1.8	Q7DA, --	03/06 → 09/12
FOCUS II 1.8 FlexiFuel	--, AODA	12/05 → 09/12
FOCUS II 1.8 TDCi	KKDB	07/04 → 09/12
FOCUS II 2.0	AODA, G6DA	07/04 → 09/12
FOCUS II 2.0 CNG	SYDA	04/09 → 07/11
FOCUS II 2.0 Flex	SYDA	10/08 → 03/10
FOCUS II 2.0 LPG	SYDA	06/08 → 07/11
FOCUS II 2.0 TDCi	G6DA, M1DA	10/06 → 09/10
FOCUS II 2.5 RS	JZDA	01/09 → 07/11
FOCUS III 1.0 EcoBoost	M1DA, MUDA	02/12 →
FOCUS III 1.0 GTDI	--	07/12 →
FOCUS III 1.5 Di TCS SIGMA A	--	09/14 →
FOCUS III 1.5 EcoBoost	M8DA	09/14 →
FOCUS III 1.6 EcoBoost	YUDA	07/10 →
FOCUS III 1.6 FlexiFuel	MUDA, MUDA	07/10 →
FOCUS III 1.6 LPG	MUDA, IQDA	02/12 →
FOCUS III 1.6 Ti	IQDA, B3DA	07/10 →
FOCUS III 1.6 Ti-VCT	--	07/10 →
FOCUS III 2.0	XQDA	10/13 →
FOCUS III 2.0 Di TIVCT	--	04/11 →
FOCUS III 2.0 GDi	MGDA	08/11 →
FOCUS III 2.0 Ti-GDi	MGDA	07/10 →
FOCUS III Electric	KDDA	07/13 →
FOCUS IV 1.0 EcoBoost	B3DA, Z2DA	01/18 →
FOCUS IV 1.5 EcoBlue	Z2DA, --	01/18 →
FOCUS IV 1.5 EcoBoost	Y1DA	09/18 →
FOCUS IV 2.0 EcoBlue	YLDA	01/18 →
FOCUS C-MAX 1.8	Q7DA	04/04 → 03/07
FOCUS C-MAX 2.0	AODA, HWDA	03/04 → 03/07
FUSION 1.25	--	10/02 →
FUSION 1.3	--, F6JA	08/02 →
FUSION 1.4	--	08/02 →
FUSION 1.4 LPG	UTJA	01/10 → 12/12
FUSION 1.4 TDCi	F6JA, HHJA	08/02 → 12/12
FUSION 1.6 TDCi	HHJA, IQDA	11/04 → 12/12
FUSION 2.0	--	11/04 →
GRAND C-MAX 1.0 EcoBoost	SFDA	10/12 →
GRAND C-MAX 1.6 Ti	IQDA, B2KA	12/10 →
GRAND C-MAX 2.0 TDCi	TYDA	02/11 →
KA+ 1.2	B2KA, JTBA	06/16 →
KA+ 1.5 TDCi	--	01/16 →
MONDEO I 2.0	A0BC	03/07 → 09/14
MONDEO III 1.6 EcoBoost	JTBA, KGBA	11/10 → 01/15
MONDEO III 1.6 Ti	KGBA, FFBA	03/07 → 01/15
MONDEO III 1.8 TDCi	FFBA, A0BA	03/07 → 01/15
MONDEO III 2.0	A0BA, TBBA	03/07 → 01/15
MONDEO III 2.0 EcoBoost	TPBA	03/10 → 01/15
MONDEO III 2.0 FlexiFuel	TBBA, SFCA	03/09 → 01/15
MONDEO III 2.0 LPG	TBBA	07/09 → 01/15
MONDEO III 2.0 TDCi	TXBB	03/10 → 01/15
MONDEO III 2.2 TDCi	KNBA	07/10 → 01/15
TOURNEO COURIER 1.0 EcoBoost	SFCA, UGCA	02/14 →
TOURNEO COURIER 1.5 TDCi	UGCA, T3CA	02/14 →
TOURNEO COURIER 1.6 TDCi	T3CA, SFCA	02/14 →
TRANSIT COURIER 1.0 EcoBoost	SFCA, UGCA	02/14 →
TRANSIT COURIER 1.5 TDCi	UGCA, T3CA	02/14 →
TRANSIT COURIER 1.6 TDCi	T3CA, ZJ06	02/14 →

MAZDA		
2 II 1.3	ZJ06, Y406	10/07 → 06/15
2 II 1.3 BiFuel	ZJ-46	05/11 → 11/14
2 II 1.3 MZR	ZJ-46	01/10 → 06/15
2 II 1.4 MZR-CD	Y404	01/08 → 06/15
2 II 1.5	ZY05	10/07 → 06/15
2 II 1.6 MZ-CD	Y406, CFA(384F)	10/08 → 06/15

7.6295



1

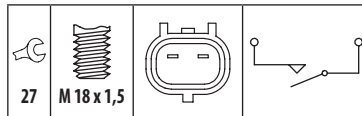

REVERSING LIGHT SWITCHES

Adatt./Suitable:

CITROËN
2257 55**PEUGEOT**
2257 55**TOYOTA**
84540-17010
84540-70020**ITEM NOW AVAILABLE FROM PRODUCTION**

- ARTICOLO ORA DISPONIBILE PER LA VENDITA
- ARTICLE DISPONIBLE EN PRODUCTION COURANTE
- JETZT ZUM VERKAUF VERFÜGBARER ARTIKEL
- ARTICULO AHORA DISPONIBLE EN PRODUCCION

MARKET DIFFUSION: MEDIUM

**CITROËN**

C1 I 1.0	384F	06/05 →
C1 I 1.4 HDi	8HT(DV4TD)	06/05 → 09/14
C1 II 1.2 VTi 82	HMT(EB2D)	04/14 →

PEUGEOT

107 1.0	CFA(384F), 1NZ-FE	06/05 →
107 1.4 HDi	8HT(DV4TD)	06/05 → 05/14
108 1.0 VTi	1KR-FE	05/14 →
108 1.2 VTi	HMZ(EB2)	05/14 →
108 108 1.2	HMZ(EB2F)	05/14 →

TOYOTA

AURIS I 1.4 D-4D	1ND-TV	03/07 → 04/13
AURIS I 1.6	1ZR-FE	05/09 → 09/12
COROLLA IX 1.6	1ZR-FE	11/06 → 07/07
VIOS / YARIS 1.0	1KR-FE	08/07 →
VIOS / YARIS 1.3	2SZ-FE	09/05 → 04/14
YARIS II 1.3 VVT-i	2SZ-FE	01/05 →

7.6299



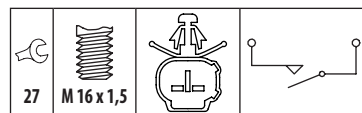
3,5

REVERSING LIGHT SWITCHES

Adatt./Suitable:

TOYOTA
84540-52030**NEW - ITEM NOW AVAILABLE FROM PRODUCTION**

- NUOVO - ARTICOLO ORA DISPONIBILE PER LA VENDITA
- NOUVEAU - ARTICLE DISPONIBLE EN PRODUCTION COURANTE
- NEU - JETZT ZUM VERKAUF VERFÜGBARER ARTIKEL
- NUEVO - ARTICULO AHORA DISPONIBLE EN PRODUCCION

**TOYOTA**

ECHO 1.3	2NZ-FE	04/03 → 08/05
ECHO 1.5	1NZ-FE, G4GC	08/00 → 01/06

7.6301



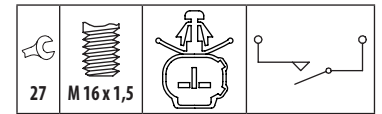
3,5

REVERSING LIGHT SWITCHES

Adatt./Suitable:

SUZUKI
24731-62JE0
24731-62JE0-000**TOYOTA**
84540-52060**NEW - ITEM NOW AVAILABLE FROM PRODUCTION**

- NUOVO - ARTICOLO ORA DISPONIBILE PER LA VENDITA
- NOUVEAU - ARTICLE DISPONIBLE EN PRODUCTION COURANTE
- NEU - JETZT ZUM VERKAUF VERFÜGBARER ARTIKEL
- NUEVO - ARTICULO AHORA DISPONIBLE EN PRODUCCION

**SUZUKI**

SWIFT IV 1.3	M13A	02/05 → 06/15
--------------	------	---------------

7.6302



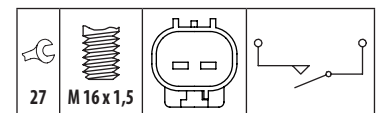
3,5

REVERSING LIGHT SWITCHES

Adatt./Suitable:

TOYOTA
84540-52020**NEW - ITEM NOW AVAILABLE FROM PRODUCTION**

- NUOVO - ARTICOLO ORA DISPONIBILE PER LA VENDITA
- NOUVEAU - ARTICLE DISPONIBLE EN PRODUCTION COURANTE
- NEU - JETZT ZUM VERKAUF VERFÜGBARER ARTIKEL
- NUEVO - ARTICULO AHORA DISPONIBLE EN PRODUCCION



7.6308



3

REVERSING LIGHT SWITCHES

Adatt./Suitable:

HYUNDAI
43869-23000
KIA
43869 23000

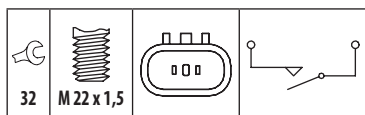
ITEM NOW AVAILABLE FROM PRODUCTION

- ARTICOLO ORA DISPONIBILE PER LA VENDITA
- ARTICLE DISPONIBLE EN PRODUCTION COURANTE
- JETZT ZUM VERKAUF VERFÜGBARER ARTIKEL
- ARTICULO AHORA DISPONIBLE EN PRODUCCION

1267 Seal coating on thread

- Rivestimento sigillante sulla filettatura
- Revêtement de scellement sur le filetage
- Beschichtungsmasse am Gewinde
- Revestimiento impermeabilizante en la rosca

MARKET DIFFUSION: MEDIUM



HYUNDAI		
ACCENT III 1.4 GL	G4EE	11/05 ⇨ 11/10
ACCENT III 1.5 CRDi GLS	D4FA	11/05 ⇨ 11/10
ACCENT III 1.6 GLS	G4ED	11/05 ⇨ 11/10
ELANTRA 2.0 CVVT [ExtraEU]	G4GC	06/06 ⇨ 05/11
ELANTRA IV 1.6 CRDi	D4FB	02/06 ⇨
ELANTRA IV 1.6 CVVT	G4FC	06/06 ⇨ 06/11
ELANTRA IV 2.0 CVVT	G4GC, G4FA	06/06 ⇨ 06/11
I30 I 1.4	G4FA, G4FA	10/07 ⇨ 06/12
I30 I 1.4 CVVT LPG	G4FA, D4FB	01/09 ⇨ 06/12
I30 I 2.0	G4GC-G	10/07 ⇨ 06/12
VERNA II 1.4 GL	--	11/05 ⇨
VERNA II 1.5 CRDi GLS	--	11/05 ⇨
VERNA II 1.6 GLS	--	11/05 ⇨

KIA		
CEED I 1.4	G4FA	12/06 ⇨ 12/12
CEED I 1.4 CVVT	G4FA	11/06 ⇨ 12/12
CEED I 1.4 CVVT BiFuel	G4FA	01/09 ⇨ 12/10
CEED I 1.6	G4FC	09/07 ⇨ 11/12
CEED I 1.6 CRDi 115	D4FB	12/06 ⇨ 12/12
CEED I 1.6 CRDi 90	D4FB, D4FA	12/06 ⇨ 12/12
CEED I 1.6 CVVT	G4FC	02/08 ⇨ 12/12
CEED I 1.6 CVVT BiFuel	G4FC	06/07 ⇨ 12/11
CEED I 2.0	G4GC	12/06 ⇨ 12/12
CERATO I 1.5 CRDi	D4FA, G4ED	07/05 ⇨
CERATO I 1.6	G4ED, D4FA	04/04 ⇨
PRO CEE'D I 1.4	G4FA	02/08 ⇨ 09/12
PRO CEE'D I 1.4 CVVT	G4FA	02/08 ⇨ 09/12
PRO CEE'D I 1.6	G4FC	02/08 ⇨ 09/12
PRO CEE'D I 1.6 CRDi 90	D4FB-L	02/08 ⇨ 09/12
PRO CEE'D I 1.6 CVVT	G4FC	01/08 ⇨ 09/12
PRO CEE'D I 2.0	G4GC	02/08 ⇨ 09/12
PRO CEE'D I 2.0 LPG	G4GC	01/09 ⇨ 12/09
RIO II 1.4 16V	G4EE	03/05 ⇨
RIO II 1.5 CRDi	D4FA, D4CB	03/05 ⇨
RIO II 1.6 16V	G4ED	03/05 ⇨
RIO II 1.6 CVVT	G4ED	03/05 ⇨
RIO III 1.4	G4EE	01/10 ⇨ 12/11

7.6309



1

REVERSING LIGHT SWITCHES

Adatt./Suitable:

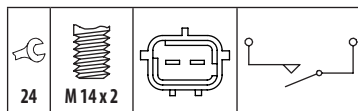
HYUNDAI
93860-49600
93860-49650

KIA
OK30A 17640
93860 49600
93860 49650

ITEM NOW AVAILABLE FROM PRODUCTION

- ARTICOLO ORA DISPONIBILE PER LA VENDITA
- ARTICLE DISPONIBLE EN PRODUCTION COURANTE
- JETZT ZUM VERKAUF VERFÜGBARER ARTIKEL
- ARTICULO AHORA DISPONIBLE EN PRODUCCION

MARKET DIFFUSION: MEDIUM



HYUNDAI		
ACCENT IV 1.4 CVT	--	11/10 ⇨
ACCENT IV 1.6	G4FC	11/10 ⇨
ELANTRA IV 2.0 CVVT	G4GC	06/06 ⇨ 06/11
ELANTRA V 1.6	G4FG	06/11 ⇨
ELANTRA V 1.8	G4NB-B	09/10 ⇨
H-1 I 2.5 CRDi 4x4	D4CB	12/02 ⇨
H-1 II 2.4	--	02/08 ⇨
H-1 II 2.5 CRDi	D4CB, G4FG	02/08 ⇨
H100 2.5 CRDi	D4CB	01/04 ⇨
H100 2.5 TCI	--	01/04 ⇨
I30 I 2.0	G4GC-G	10/07 ⇨ 06/12
I30 II 1.4	G4FA	06/12 ⇨ 12/15
I30 II 1.4 CRDi	D4FC	12/11 ⇨
I30 II 1.6	G4FG, D4FB	12/11 ⇨
I30 II 1.6 CRDi	D4FB, D4HA	06/12 ⇨
I30 II 1.6 GDI	G4FD	06/12 ⇨
I30 III 2.0 N	G4KH	07/17 ⇨
I40 1.7 CRDi	D4FD	01/15 ⇨
I40 2.0	G4NC	03/12 ⇨
IX20 1.4 CRDi	D4FC-M	06/11 ⇨
IX20 1.6 CRDi	D4FB	06/11 ⇨
IX35 2.0 CRDi	D4HA, D4EB	01/10 ⇨
IX35 2.0 CRDi 4WD	D4HA	01/10 ⇨
IX35 2.0 CRDi VGT	D4HA	08/09 ⇨ 12/15
PORTER II 2.5 CRDi	D4CB	05/04 ⇨
PORTER II 2.5 TCI	D4BH	05/04 ⇨
SANTA FE II 2.2 CRDi	D4EB	03/06 ⇨ 12/12
SANTA FE II 2.2 CRDi 4x4	D4EB, G6BA	10/05 ⇨ 12/12
SANTA FE II 2.7	G6BA	03/06 ⇨ 12/12
SANTA FE II 2.7 4x4	G6BA, G4KC	03/06 ⇨ 12/12
SANTA FE III 2.0 CRDi	D4HA	09/12 ⇨
SANTA FE III 2.0 CRDi 4WD	D4HA	09/12 ⇨
SANTA FE III 2.4 CCVT AWD	G4KE	09/12 ⇨
SB 11 1.4	--	01/11 ⇨
SB 11 1.6	--	01/11 ⇨
SB 11 1.6 CRDi	--	01/11 ⇨
SOLARIS 1.4 16V	--	01/11 ⇨
SOLARIS 1.6 16V	--	01/11 ⇨
SONATA V 2.4	G4KC, D4EA-F	11/07 ⇨ 12/10
SONATA VI 2.0	G4NA	09/10 ⇨ 12/15
SONATA VI 2.0 i	G4KD	01/11 ⇨ 06/14
SONATA VI 2.4 GDI	--	03/14 ⇨
TUCSON 2.0	G4GC	01/07 ⇨ 01/12
TUCSON 2.0 CRDi	D4EA-V	01/06 ⇨
TUCSON 2.0 CRDi Trazione integrale	D4EA-F, D4FD	01/06 ⇨
TUCSON 2.0 Trazione integrale	G4GC	07/05 ⇨ 11/10
TUCSON 2.7 Trazione integrale	G6BA-G	08/04 ⇨
VELOSTER 1.6	G4FG	06/11 ⇨

KIA		
BONGO IV 2.9 CRDi	J3	04/07 ⇨
CARENS II 1.6	G4GD	07/02 ⇨
CARENS IV 1.7 CRDi	D4FD	07/15 ⇨
CARNIVAL 1.2.5 V6	K5	10/01 ⇨ 06/06

KIA		
CARNIVAL II 2.2 CRDi	D4HB	01/10 ⇨ 06/15
CEED I 1.4 CVVT	G4FA-L	07/09 ⇨ 12/12
CEED I 2.0 CRDi 140	D4EA-F	09/07 ⇨ 12/12
CEED II 1.4 CVVT	G4FA-L	05/12 ⇨
CEED II 1.6 CRDi 115	D4FB	05/12 ⇨
CEED II 1.6 CRDi 90	D4FB-L	05/12 ⇨
CEED II 1.6 CVVT	G4FC	05/12 ⇨
CERATO I 1.6	B4ZE	04/04 ⇨ 12/09
CERATO II 1.6	G4FC	01/10 ⇨
CERATO II 1.6 CVVT	G4FC	10/09 ⇨
CERATO II 2.0	G4KD	07/10 ⇨
CERATO III 1.6	--	07/12 ⇨
CERATO III 1.8	--	07/12 ⇨
CERATO III 2.0	--	07/12 ⇨
FORTE III 1.6	--	07/12 ⇨
FORTE III 1.8	--	07/12 ⇨
FORTE III 2.0	--	07/12 ⇨
MENTOR 1.5	BFD	10/97 ⇨ 10/01
OPTIMA II 2.0 CRDi	D4EA	09/06 ⇨
OPTIMA III 1.7 CRDi	D4FD, --	03/12 ⇨
OPTIMA III 2.0	--	03/10 ⇨
OPTIMA III 2.4	--, A3E	03/10 ⇨
OPTIMA IV 1.6 CRDi	D4FE	01/18 ⇨
OPTIMA IV 1.7 CRDi	D4FD	11/15 ⇨
PRO CEE'D I 1.4 CVVT	G4FA-L	06/10 ⇨ 09/12
PRO CEE'D I 2.0 CRDi 140	D4EA-F	02/08 ⇨ 09/12
RIO I 1.3	A3E, A5D	08/00 ⇨ 02/05
RIO I 1.5	A5D	09/02 ⇨ 02/05
RIO I 1.5 16V	A5D, BFD	08/00 ⇨ 02/05
RIO I 1.6 [CAN] [USA]	--	06/00 ⇨ 02/05
RIO III 1.25 CVVT	G4LA	09/11 ⇨
RIO III 1.4 CVVT	G4FA	10/11 ⇨
SEDONA 2.5 V6	--	07/01 ⇨
SEDONA 2.9 CRDi	--	07/01 ⇨
SEPHIA I 1.5 i	B5	02/96 ⇨ 10/97
SEPHIA II 1.5	BFD, BFD	10/97 ⇨ 10/01
SEPHIA II 1.5 i 16V	--	09/97 ⇨
SEPHIA II 1.6 i 16V	--	07/00 ⇨
SHUMA I 1.5	BFD, D4CB	09/97 ⇨ 03/01
SHUMA I 1.5 i 16V	ZY-VE	10/97 ⇨ 10/01
SHUMA I 1.6	G46D	01/01 ⇨ 12/01
SHUMA II 1.6	G46D	05/01 ⇨ 08/04
SORENTO I 2.4	G4JS	08/02 ⇨
SORENTO I 2.5 CRDi	D4CB, --	08/02 ⇨
SORENTO II 2.0 CRDi	D4HA	11/09 ⇨ 12/15
SORENTO III 2.0 CRDi 4WD	D4HA	11/09 ⇨ 12/15
SORENTO III 2.4 4WD	G4KE	01/15 ⇨
SOUL I 1.6 Flex	--	01/11 ⇨
SOUL I 2.0	G4KD	02/09 ⇨
SPECTRA 1.5 i	--	09/97 ⇨
SPECTRA 1.5 i 16V	--	09/97 ⇨
SPECTRA 1.6 i 16V	--	07/00 ⇨
SPORTAGE I 2.0 CRDi	D4HA	09/15 ⇨
SPORTAGE I 2.0 CRDi Eco-Dynamics+	D4HA	06/18 ⇨
SPORTAGE II 2.0 CRDi	D4EA	01/06 ⇨
SPORTAGE II 2.0 CRDi 4WD	D4EA-F	01/06 ⇨
SPORTAGE III 1.7 CRDi	D4FD-L	12/10 ⇨
SPORTAGE III 2.0 CRDi	D4HA	07/10 ⇨
SPORTAGE III 2.0 CVVT AWD	G4NC	07/10 ⇨
SPORTAGE III 2.0 flex	--	07/10 ⇨
SPORTAGE IV 2.0 CRDi	D4HA	09/15 ⇨
SPORTAGE IV 2.0 CRDi AWD	D4HA	09/15 ⇨
VENGA 1.4 CVVT	G4FA-L	02/10 ⇨



REVERSING LIGHT SWITCHES

Adatt./Suitable:

HYUNDAI
93170-23000

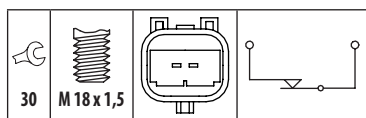
KIA
93170 23000

NEW - ITEM NOW AVAILABLE FROM PRODUCTION

- NUOVO - ARTICOLO ORA DISPONIBILE PER LA VENDITA
- NOUVEAU - ARTICLE DISPONIBLE EN PRODUCTION COURANTE
- NEU - JETZ ZUM VERKAUF VERFÜGBARER ARTIKEL
- NUEVO - ARTICULO AHORA DISPONIBLE EN PRODUCCION

1267 Seal coating on thread

- Rivestimento sigillante sulla filettatura
- Revêtement de scellement sur le filetage
- Beschichtungsmasse am Gewinde
- Revestimiento impermeabilizante en la rosca

**HYUNDAI**

ELANTRA IV 1.6 CRDi	D4FB	02/06 →
LAVITA 1.5 CRDi	--	01/07 →
MATRIX 1.5 CRDi VGT [TUR]	D4FA	04/08 →
VERNA II 1.5 CRDi GLS	--	11/05 →

KIA

CEED I 1.6 CRDi 90	D4FB-L	12/06 → 12/12
PRO CEE'D I 1.6 CRDi 90	D4FB-L	02/08 → 09/12



REVERSING LIGHT SWITCHES

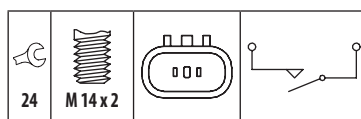
Adatt./Suitable:

HYUNDAI
93860 02501
93860-02510

KIA
93860 02501
93860-02510

ITEM NOW AVAILABLE FROM PRODUCTION

- ARTICOLO ORA DISPONIBILE PER LA VENDITA
- ARTICLE DISPONIBLE EN PRODUCTION COURANTE
- JETZ ZUM VERKAUF VERFÜGBARER ARTIKEL
- ARTICULO AHORA DISPONIBLE EN PRODUCCION

MARKET DIFFUSION: MEDIUM**HYUNDAI**

I10 I 1.1	G4HG	12/07 → 12/13
I20 I 1.2	G4LA	09/08 → 12/12
I20 I 1.2 LPG	G4LA	01/09 → 08/14
I20 II 1.2	G4LA	05/15 →

KIA

PICANTO I 1.0	--, --	04/04 →
PICANTO I 1.0 BiFuel	G4HE	01/09 → 04/11
PICANTO I 1.1	--, G3LA	04/04 →
PICANTO I 1.1 BiFuel	G4HG	01/09 → 04/11
PICANTO II 1.0	G3LA, YD25DDTi	05/11 →
PICANTO II 1.0 Bi-Fuel	B3LA	05/11 →
PICANTO II 1.0 LPG	B3LA	08/13 →
PICANTO II 1.2	G4LA	09/11 →
PICANTO III 1.0	G3LA	03/17 →
PICANTO III 1.2	G4LA	03/17 →
RIO III 1.2	G4LA	09/11 →
RIO III 1.2 CVVT	G4LA	11/14 →
RIO III 1.25 CVVT	G4LA	09/11 →
RIO III 1.25 LPG	G4LA	09/11 →
RIO IV 1.25	G4LA	01/17 →
STONIC 1.2 CVVT	G4LA	07/17 →



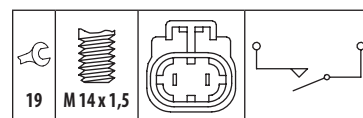
REVERSING LIGHT SWITCHES

Adatt./Suitable:

NISSAN
32005-4KV0A
32005-CD100
32005-CD10A
32005-CD10B

ITEM NOW AVAILABLE FROM PRODUCTION

- ARTICOLO ORA DISPONIBILE PER LA VENDITA
- ARTICLE DISPONIBLE EN PRODUCTION COURANTE
- JETZ ZUM VERKAUF VERFÜGBARER ARTIKEL
- ARTICULO AHORA DISPONIBLE EN PRODUCCION

**NISSAN**

FRONTIER 2.3 dCi	M9T	11/14 →
FRONTIER 2.5 dCi	YD25DDTi	11/14 →
FRONTIER 2.5 dCi [BRA]	YD25DDTi	08/08 →
FRONTIER 2.5 i	QR25DE	11/14 →
FRONTIER 4.0 [USA]	VQ40DE	10/04 →
NAVARA II 2.5 dCi	YD25DDTi, YD25DDTi	07/05 →
NAVARA II 2.5 dCi [THA]	YD25DDTi	12/06 →
NAVARA II 2.5 dCi 4WD	YD25DDTi, M9T	07/05 →
NAVARA II 2.5 i [THA]	QR25DE	08/07 →
NAVARA II 4.0	VQ40DE	05/07 →
NAVARA III 2.3 dCi	M9T, YS23DDT	10/14 →
NAVARA III 2.3 dCi 4x4	YS23DDT, QR25DE	01/15 →
NAVARA III 2.5	QR25DE, YD25DDTi	07/14 →
NAVARA III 2.5 dCi	YD25DDTi	07/14 →
NAVARA III 2.5 dCi 4x4	YD25DDTi, YD25DDTi	07/14 →
NAVARA III 2.5 DDTi	YD25DDTi	01/15 →
NP300 2.3 dCi	M9T	06/14 →
NP300 2.5 D	YD25DDTi	06/14 →
NP300 2.5 i	QR25DE	06/14 →
PATHFINDER III 2.5 dCi	YD25DDTi	01/05 →
PATHFINDER III 2.5 dCi 4WD	YD25DDTi, D4EA	01/05 →

7.6315



3

REVERSING LIGHT SWITCHES

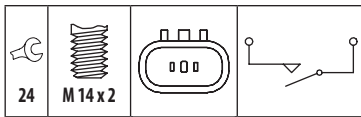

Adatt./Suitable:

HYUNDAI
93860-3A001
ITEM NOW AVAILABLE FROM PRODUCTION

- ARTICOLO ORA DISPONIBILE PER LA VENDITA
- ARTICLE DISPONIBLE EN PRODUCTION COURANTE
- JETZT ZUM VERKAUF VERFÜGBARER ARTIKEL
- ARTICULO AHORA DISPONIBLE EN PRODUCCION

03 Supplied until depletion

- Fornibile fino ad esaurimento delle scorte
- Fourni jusqu'à épuisement du stock
- Lieferbar solange vorrat reicht
- Suministrado hasta el stock termina

**HYUNDAI**

HIGHWAY VAN 2.0 CRDi	D4EA	03/01 ⇒ 03/04
SANTA FE I 2.0	G4JP	08/01 ⇒ 03/06
SANTA FE I 2.0 CRDi	D4EA	08/01 ⇒ 03/06
SANTA FE I 2.0 CRDi 4x4	D4EA, G4JS	04/01 ⇒ 03/06
SANTA FE I 2.0 CRDi Trazione integrale	D4EA	11/03 ⇒ 02/06
SANTA FE I 2.4 16V	G4JS, G4JS	02/01 ⇒ 03/06
SANTA FE I 2.4 16V 4x4	G4JS, D4EA	02/01 ⇒ 03/06
TRAJET 2.0 CRDi	D4EA, D4CB	04/01 ⇒ 07/08

7.6316



1

REVERSING LIGHT SWITCHES

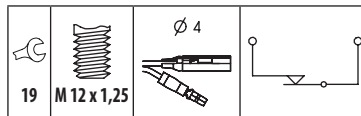
Adatt./Suitable:

HYUNDAI
HK938 320
00 Eliminated on 04-12-2017. Please verify the availability through our local distributors

- Eliminato il 04-12-2017. Verificare la disponibilità presso i nostri distributori
- Éliminé le 04-12-2017. Vérifier la disponibilité auprès de nos distributeurs sur place
- Am 04-12-2017 gestrichen. Evtl. Verfügbarkeit bitte bei unseren Händlern prüfen
- Eliminado en fecha 04-12-2017. Verificar la disponibilidad a través de nuestros distribuidores locales

ITEM NOW AVAILABLE FROM PRODUCTION

- ARTICOLO ORA DISPONIBILE PER LA VENDITA
- ARTICLE DISPONIBLE EN PRODUCTION COURANTE
- JETZT ZUM VERKAUF VERFÜGBARER ARTIKEL
- ARTICULO AHORA DISPONIBLE EN PRODUCCION

**HYUNDAI**

GALLOPER 2.5 TD	D4BF	08/98 ⇒ 12/03
GALLOPER 3.0 V6	G6AT	08/98 ⇒ 12/03
INNOVATION 2.5 TD	D4BF	05/00 ⇒
INNOVATION 2.5 TD intercooler	D4BH	05/00 ⇒
INNOVATION 3.0 V6	G6AT	05/00 ⇒

7.6317



3

REVERSING LIGHT SWITCHES

Adatt./Suitable:

00 Eliminated on 20-02-2017. Please verify the availability through our local distributors

- Eliminato il 20-02-2017. Verificare la disponibilità presso i nostri distributori
- Éliminé le 20-02-2017. Vérifier la disponibilité auprès de nos distributeurs sur place
- Am 20-02-2017 gestrichen. Evtl. Verfügbarkeit bitte bei unseren Händlern prüfen
- Eliminado en fecha 20-02-2017. Verificar la disponibilidad a través de nuestros distribuidores locales

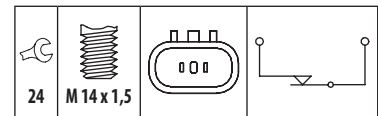
ITEM NOW AVAILABLE FROM PRODUCTION

- ARTICOLO ORA DISPONIBILE PER LA VENDITA
- ARTICLE DISPONIBLE EN PRODUCTION COURANTE
- JETZT ZUM VERKAUF VERFÜGBARER ARTIKEL
- ARTICULO AHORA DISPONIBLE EN PRODUCCION

1006 After depletion of stock this part is replaced by:

- Esaurite le scorte questo pezzo sarà sostituito da:
- Après épuisement du stock, cette pièce est remplacée par:
- Nach Vorraterschöpfung wird ersetzt durch:
- Despues agotamiento stock, sera sustituido por:

7.6327





REVERSING LIGHT SWITCHES

Adatt./Suitable:

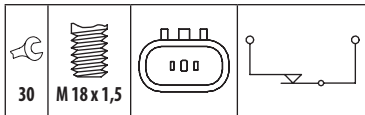

HYUNDAI
93170-86111
KIA
93170 86111

ITEM NOW AVAILABLE FROM PRODUCTION

- ARTICOLO ORA DISPONIBILE PER LA VENDITA
- ARTICLE DISPONIBLE EN PRODUCTION COURANTE
- JETZT ZUM VERKAUF VERFÜGBARER ARTIKEL
- ARTICULO AHORA DISPONIBLE EN PRODUCCION

¹²⁶⁷ Seal coating on thread

- Rivestimento sigillante sulla filettatura
- Revêtement de scellement sur le filetage
- Beschichtungsmasse am Gewinde
- Revestimiento impermeabilizante en la rosca



HYUNDAI

H-1 I 2.5 TD	D4BH	11/01 ⇨ 04/04
H-1 II 2.5 CRDI	D4CB, 4D56(12V)	02/08 ⇨
H100 2.5 CRDI	D4CB	01/04 ⇨
H100 2.5 TCI	--	01/04 ⇨
H100 2.5 TD	D4BF	07/93 ⇨ 03/00
H100 2.5 TDiC	D4BF	06/98 ⇨ 10/03
LIBERO 2.5 TCI	4D56(12V), 4HN(DW12MTED4)	07/00 ⇨
PORTER I 2.5 TD	D4BH	07/94 ⇨ 04/04
PORTER II 2.5 CRDi	D4CB	05/04 ⇨
PORTER II 2.5 TCI	D4BH	05/04 ⇨

KIA

BONGO IV 2.5 TCI	4D56(8V)	11/06 ⇨
BONGO IV 2.9 CRDi	J3	04/07 ⇨
K3000 2.5 TCI	--	10/01 ⇨



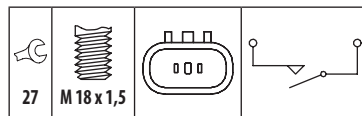
REVERSING LIGHT SWITCHES

Adatt./Suitable:

CITROËN
16 099 242 80
2257 62
MITSUBISHI
8614A095
8614A158
PEUGEOT
16 099 242 80
2257 62

ITEM NOW AVAILABLE FROM PRODUCTION

- ARTICOLO ORA DISPONIBILE PER LA VENDITA
- ARTICLE DISPONIBLE EN PRODUCTION COURANTE
- JETZT ZUM VERKAUF VERFÜGBARER ARTIKEL
- ARTICULO AHORA DISPONIBLE EN PRODUCCION



CITROËN

C4 AIRCROSS 2.0	4B11	04/12 ⇨
C4 AIRCROSS 2.0 AWC	4B11	04/12 ⇨
C-CROSSER 2.0	4B11	11/10 ⇨
C-CROSSER 2.0 Trazione integrale	4B11	11/10 ⇨
C-CROSSER 2.2 HDi	4HN(DW12MTED4), 4B11	02/07 ⇨
C-CROSSER 2.4 16V	SFZ(4B12-MMC)	08/08 ⇨
C-CROSSER ENTERPRISE 2.2 HDi	4HN(DW12MTED4)	01/09 ⇨
C-CROSSER ENTERPRISE 2.4 16V	4B12	01/09 ⇨

MITSUBISHI

ASX 2.0 i	4B11	06/10 ⇨
ASX 2.0 i 4WD	4B11, 4B10	01/10 ⇨
LANCER VIII 2.0 i	4B11	10/07 ⇨
LANCER VIII 2.0 Mivec [ExtraEU]	4B11	03/07 ⇨
LANCER IX 1.8	4B10, 4B10	02/08 ⇨
LANCER IX 1.8 Bifuel	4B10	01/10 ⇨
LANCER IX 1.8 Flex	4B10	03/09 ⇨
LANCER IX 1.8 Flexfuel	4B10	03/09 ⇨
LANCER IX 1.8 i	--	10/07 ⇨
LANCER IX 1.8 MIVEC	4B10, 4B11	03/09 ⇨
LANCER IX 2.0	4B11, 4B11	04/08 ⇨
LANCER IX 2.0 i	4B11, 4B11	01/09 ⇨
LANCER IX 2.0 i Ralliart 4WD	4B11	10/08 ⇨
OUTLANDER II 2.0	4B11, 4B11	11/06 ⇨ 11/12
OUTLANDER II 2.0 4WD	4B11	11/06 ⇨ 11/12
OUTLANDER II 2.4	4B12	11/06 ⇨ 11/12
OUTLANDER II 2.4 4WD	4B12	09/07 ⇨ 11/12
OUTLANDER II 2.4 Flex 4WD	4B12	09/07 ⇨ 11/12
OUTLANDER III 2.0	4J11	08/12 ⇨
OUTLANDER III 2.0 4WD	4B11, SFY(4B12-MMC)	08/12 ⇨

PEUGEOT

4007 2.4 16V	SFY(4B12-MMC), XUD9A	01/08 ⇨
4008 2.0	4B11	05/13 ⇨
4008 2.0 AWC	4B11	05/12 ⇨
4008 2.0 Mivec [ExtraEU]	4B11	04/12 ⇨



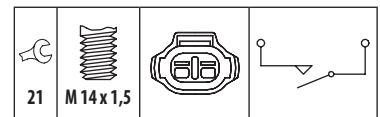

REVERSING LIGHT SWITCHES

Adatt./Suitable:

SUZUKI
37680-60A01
37680-60A01-000

ITEM NOW AVAILABLE FROM PRODUCTION

- ARTICOLO ORA DISPONIBILE PER LA VENDITA
- ARTICLE DISPONIBLE EN PRODUCTION COURANTE
- JETZT ZUM VERKAUF VERFÜGBARER ARTIKEL
- ARTICULO AHORA DISPONIBLE EN PRODUCCION



SUZUKI

VITARA I 1.6 8V	--	01/90 ⇨ 12/98
VITARA I 1.6 16V	G16B	10/99 ⇨ 10/02
VITARA I 1.6 i 16V	G16B	07/90 ⇨ 03/99
VITARA I 1.6 i 16V Trazione integrale	G16B	07/90 ⇨ 03/98
VITARA I 1.9 D	XUD9A, XUD9A	01/95 ⇨ 03/99
VITARA I 1.9 D Trazione integrale	XUD9A, ABFA	01/95 ⇨ 03/98
VITARA I 2.0 16V	J20A	12/96 ⇨ 03/99
VITARA I 2.0 16V Trazione integrale	J20A	12/96 ⇨ 03/98
VITARA I 2.0 TD Intercooler Trazione integrale	RF	12/95 ⇨ 03/98
VITARA I 2.0 TD Trazione integrale	RF	12/94 ⇨ 03/98
VITARA I 2.0 V6 24V Trazione integrale	H20A	12/94 ⇨ 03/98
VITARA II / III 2.0 HDI	RHP(DW10TD)	12/03 ⇨ 12/05
VITARA II / III HDI	RHP(DW10TD)	12/03 ⇨ 12/05

7.6321



1

REVERSING LIGHT SWITCHES

Adatt./Suitable:

FORD
1 096 415 *1
YC1T-15520-BB *1

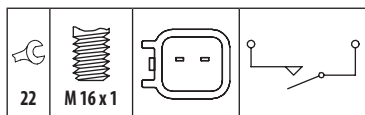
ITEM NOW AVAILABLE FROM PRODUCTION

- ARTICOLO ORA DISPONIBILE PER LA VENDITA
- ARTICLE DISPONIBLE EN PRODUCTION COURANTE
- JETZT ZUM VERKAUF VERFÜGBARER ARTIKEL
- ARTICULO AHORA DISPONIBLE EN PRODUCCION

*1 without fastening clamp

- senza staffa fissaggio
- sans bride de fixation
- ohne Befestigungsbügel
- sin estribo de sujeción

MARKET DIFFUSION: MEDIUM



FORD

TRANSIT III 2.0 DI	ABFA, ESFA	08/00 ⇨ 05/06
TRANSIT III 2.0 TDCi	FIFA	08/02 ⇨ 05/06
TRANSIT III 2.3	ESFA, ESFA	08/00 ⇨ 03/06
TRANSIT III 2.3 16V	ESFA, ESFA	04/01 ⇨ 05/06
TRANSIT III 2.3 16V RWD	ESFA, D2FA	08/00 ⇨ 05/06
TRANSIT III 2.3 BiFuel	E5FC	03/01 ⇨ 03/06
TRANSIT III 2.4 DI	D2FA, DOFA	01/00 ⇨ 05/06
TRANSIT III 2.4 DI RWD	D4FA	01/00 ⇨ 05/06
TRANSIT III 2.4 TD	F4FA	08/00 ⇨ 08/03
TRANSIT III 2.4 TD 4x4	F4FA	08/00 ⇨ 08/03
TRANSIT III 2.4 TDDi	D4FA	08/00 ⇨ 08/03
TRANSIT III 2.4 TDE	DOFA, ABFA	07/01 ⇨ 05/06
TRANSIT 2.0 TDi	F3FA	06/00 ⇨ 03/06
TRANSIT 2.3	E5FA	09/00 ⇨ 03/06
TRANSIT 2.4 TDDi	D4FA	08/00 ⇨ 08/03
TRANSIT TOURNEO 2.0	ABFA, A14XER	06/00 ⇨ 03/06

7.6322



1

REVERSING LIGHT SWITCHES

Adatt./Suitable:

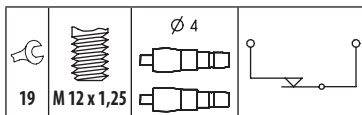
HYUNDAI
HK938 310

ITEM NOW AVAILABLE FROM PRODUCTION

- ARTICOLO ORA DISPONIBILE PER LA VENDITA
- ARTICLE DISPONIBLE EN PRODUCTION COURANTE
- JETZT ZUM VERKAUF VERFÜGBARER ARTIKEL
- ARTICULO AHORA DISPONIBLE EN PRODUCCION

*3 Supplied until depletion

- Fornibile fino ad esaurimento delle scorte
- Fourni jusqu'à épuisement du stock
- Lieferbar solange vorrat reicht
- Suministrado hasta el stock termina



HYUNDAI

GALLOPER 2.5 TD	D4BF	08/98 ⇨ 12/03
GALLOPER 3.0 V6	G6AT	08/98 ⇨ 12/03
INNOVATION 2.5 TD	D4BF	05/00 ⇨
INNOVATION 2.5 TD intercooler	D4BH	05/00 ⇨
INNOVATION 3.0 V6	G6AT	05/00 ⇨

7.6323



1

REVERSING LIGHT SWITCHES

Adatt./Suitable:

CHEVROLET
55577819
55583570

GENERAL MOTORS

12 846 100
55 577 819
55 583 570

OPEL

12 39 109
12 39 125
12846100
55583570

SAAB

12846100
55583570

VAUXHALL

12846100
55583570

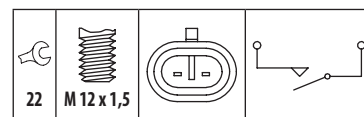
NEW - ITEM NOW AVAILABLE FROM PRODUCTION

- NUOVO - ARTICOLO ORA DISPONIBILE PER LA VENDITA
- NOUVEAU - ARTICLE DISPONIBLE EN PRODUCTION COURANTE
- NEU - JETZT ZUM VERKAUF VERFÜGBARER ARTIKEL
- NUEVO - ARTICULO AHORA DISPONIBLE EN PRODUCCION

1267 Seal coating on thread

- Rivestimento sigillante sulla filettatura
- Revêtement de scellement sur le filetage
- Beschichtungsmasse am Gewinde
- Revestimiento impermeabilizante en la rosca

MARKET DIFFUSION: HIGH



CHEVROLET

AVEO 1.2	A12XER	06/11 ⇨ 12/15
AVEO 1.2 ECOTEC	A12XEL	06/11 ⇨ 12/15
AVEO I 1.4	A14XER, A12XEL	04/08 ⇨
AVEO II 1.2	A12XEL, LDV	03/11 ⇨
AVEO II 1.2 LPG	A12XER	11/12 ⇨
AVEO II 1.3 D	LDV, A14XER	07/11 ⇨
AVEO II 1.4	A14XER, Z22D1	03/11 ⇨
AVEO II 1.4 Turbo	A14NET	08/13 ⇨
AVEO II 1.6	F16D4	03/11 ⇨
CAPTIVA 2.2 D	Z22D1, A22DMH	03/11 ⇨
CAPTIVA 2.2 D 4WD	A22DMH, A14NET	03/11 ⇨
CAPTIVA 2.2 L	LNQ	01/12 ⇨
CAPTIVA 2.4	LAF	03/11 ⇨
CAPTIVA 2.4 4WD	LE5	03/11 ⇨
CAPTIVA 2.4 VVT	A24XE	03/11 ⇨
CRUZE 1.4	A14NET, A17DTS	09/10 ⇨
CRUZE 1.6	F16D4	08/12 ⇨
CRUZE 1.7 D	A17DTS, A17DTE	01/12 ⇨
CRUZE 1.7 TD	A17DTE, LNP	08/12 ⇨
CRUZE 1.8	F18D4	08/12 ⇨
CRUZE 2.0 CDI	LNP, LNP	05/09 ⇨
CRUZE 2.0 TD	LNP, B10XFL	08/12 ⇨
MALIBU 2.0 D	LBS	04/12 ⇨
MALIBU 2.4	LE9	01/12 ⇨
MALIBU 3.0	LFW	04/13 ⇨
ORLANDO 1.4	LUJ	06/12 ⇨
ORLANDO 1.8	2H0	02/11 ⇨
ORLANDO 1.8 LPG	2H0	06/11 ⇨
ORLANDO 2.0 D	LNP	02/11 ⇨
TRAX 1.4	A14NET	12/12 ⇨
TRAX 1.4 AWD	A14NET	12/12 ⇨
TRAX 1.6	A16XER	12/12 ⇨
TRAX 1.6 D	LVL	11/14 ⇨ 12/15
TRAX 1.6 D AWD	LVL	11/14 ⇨ 12/15
TRAX 1.7 TD	A17DTS	12/12 ⇨
TRAX 1.7 TD AWD	A17DTS	12/12 ⇨

OPEL

ADAM 1.0	B10XFL, A12XEL	07/14 ⇨
ADAM 1.2	A12XEL, A14XEL	10/12 ⇨
ADAM 1.4	A14XEL, A14XEL	10/12 ⇨
ADAM 1.4 LPG	A14XEL, A24XF	07/13 ⇨
ADAM 1.4 S	B14NEH	11/14 ⇨
ANTARA 2.0 CDTi	B20DTH	01/16 ⇨
ANTARA 2.0 CDTi 4x4	B20DTH	01/16 ⇨
ANTARA 2.2 CDTi	A22DM	07/14 ⇨
ANTARA 2.2 CDTi 4x4	A22DMH	12/10 ⇨ 12/15
ANTARA 2.4	A24XF, A30XF	07/06 ⇨
ANTARA 2.4 LPG	Z24XE	10/08 ⇨

OPEL			OPEL			VAUXHALL		
ANTARA 3.0	A30XF, Z14XEL	11/10 →	MOKKA 1.4 4x4	A14NET, A14NET	06/12 →	CORSA D 1.6 SRI	A16LEL, A16LER	05/07 → 08/14
ASTRA G 1.3 CDTi	A13DTE	10/10 → 10/15	MOKKA 1.4 LPG	A14NET, A16DTH	04/13 →	CORSA D 1.6 VXR	A16LER, B10XFL	06/11 → 08/14
ASTRA G 1.4	Z14XEL, A14NEL	04/04 → 12/11	MOKKA 1.6 CDTi	A16DTH, A16DTH	01/15 →	CORSA D 1.7 CDTi	A17DTS	11/06 → 08/14
ASTRA G 1.4 ECOTEC	A14NEL, A17DTC	10/10 → 10/15	MOKKA 1.6 CDTi 4x4	A16DTH, A16XER	01/15 →	CORSA E 1.0	B10XFL, B13DTC	08/14 →
ASTRA G 1.4 LPG ECOTEC	Z14XEP	01/09 → 12/09	MOKKA 1.7 CDTi	A17DTS	06/12 →	CORSA E 1.2	B12XEL	08/14 →
ASTRA G 1.7 CDTi	A17DTC, Z14XEL	10/10 → 10/15	MOKKA 1.7 CDTi 4x4	A17DTS	06/12 →	CORSA E 1.3 CDTi	B13DTC, B14NEH	08/14 →
ASTRA H 1.2	Z12XEP	08/05 → 10/10	MOKKA 1.8	A18XER	01/13 →	CORSA E 1.4	B14NEH, A12XEL	08/14 →
ASTRA H 1.3 CDTi	Z13DTH	12/04 → 12/11	MOKKA 1.8 4x4	A18XER	01/13 →	CORSA E 1.4 LPG	B14XEL	08/14 →
ASTRA H 1.4	Z14XEL, A16XER	03/04 → 12/11	ZAFIRA B 1.6	A16XER, A16XNT	07/05 → 04/15	CORSA E 1.6 VXR	B16LES	04/15 →
ASTRA H 1.4 EcoTec	Z14XEP	12/04 → 12/12	ZAFIRA B 1.6 CNG	Z16XNT	07/05 → 04/15	CORSAVAN III 1.2	A12XEL, A13DTC	07/09 →
ASTRA H 1.4 LPG	Z14XEP	08/09 → 10/10	ZAFIRA B 1.6 CNG Turbo	A16XNT, A17DTJ	02/09 → 04/15	CORSAVAN III 1.3 CDTi	A13DTC, B13DTC	07/06 →
ASTRA H 1.6	A16XER, Z16XEP	03/04 → 05/14	ZAFIRA B 1.6 FlexFuel	Z16XER	08/08 → 12/12	CORSAVAN IV 1.2	B12XEL	10/14 →
ASTRA H 1.6 EcoTec	Z16XEP, A16LET	02/04 → 12/10	ZAFIRA B 1.7 CDTi	A17DTJ, A18XEL	07/05 → 04/15	CORSAVAN IV 1.3 CDTi	B13DTC, A14NET	10/14 →
ASTRA H 1.6 LPG	Z16XER	08/09 → 10/10	ZAFIRA B 1.8	A18XEL, Z19DT	07/05 → 04/15	CORSAVAN IV 1.4	B14XEJ	10/14 →
ASTRA H 1.6 Turbo	A16LET, A17DTJ	02/07 → 10/10	ZAFIRA B 1.8 ECOTEC	Z18XER	07/05 → 04/15	INSIGNIA 1.4	A14NET, A16XER	04/11 → 05/17
ASTRA H 1.7 CDTi	A17DTJ, A18XER	03/04 → 10/15	ZAFIRA B 1.8 LPG	Z18XER	07/09 → 04/15	INSIGNIA 1.4 LPG	A14NET	07/12 → 05/17
ASTRA H 1.8	A18XER, Z19DT	01/04 → 05/14	ZAFIRA B 1.9 CDTi	Z19DT, Z20LEH	07/05 → 04/15	INSIGNIA 1.6	A16XER, B16DTH	07/08 → 05/17
ASTRA H 1.9 CDTi	Z19DT, Z20LEH	06/04 → 12/12	ZAFIRA B 2.0	Z20LEH, A14NEL	07/05 → 12/10	INSIGNIA 1.6 CDTi	B16DTH, A16LET	07/15 →
ASTRA H 1.9 CDTi 16V	Z19DTJ	04/04 → 10/10	ZAFIRA B 2.2	Z22YH	07/05 → 12/12	INSIGNIA 1.6 Turbo	A16LET, A18XER	01/09 → 05/17
ASTRA H 2.0 Turbo	Z20LEH, A14NEL	03/04 → 10/10	ZAFIRA C 1.4	A14NEL, A14NET	10/11 →	INSIGNIA 1.8	A18XER, A20DT	07/08 → 05/17
ASTRA H 2.2	Z22YH	03/04 →	ZAFIRA C 1.4 LPG	A14NET, A16XHT	10/11 →	INSIGNIA 2.0 Biturbo CDTi	A20DTR	03/12 → 05/17
ASTRA J 1.3 CDTi	A13DTE	01/09 →	ZAFIRA C 1.6	A16XHT, B16DTH	10/11 →	INSIGNIA 2.0 Biturbo CDTi 4x4	A20DTR	03/12 → 05/17
ASTRA J 1.4	A14NEL, A14NEL	01/09 →	ZAFIRA C 1.6 CDTi	B16DTH, A16XNT	02/13 →	INSIGNIA 2.0 CDTi	A20DT, A20DTH	07/08 → 05/17
ASTRA J 1.4 LPG	A14NET	07/14 →	ZAFIRA C 1.6 CNG	A16XNT, A16SHT	10/11 →	INSIGNIA 2.0 CDTi 4x4	A20DTH, A20NFT	07/08 → 05/17
ASTRA J 1.4 Turbo	A14NEL, A16LET	12/09 →	ZAFIRA C 1.6 SIDI	A16SHT, A20DT	07/13 →	INSIGNIA 2.0 E85 Turbo	A20NHT	09/10 → 05/17
ASTRA J 1.6	A16LET, B16DTH	12/06 →	ZAFIRA C 1.8	A18XEL	10/11 →	INSIGNIA 2.0 Turbo	A20NFT, A20NFT	07/08 → 05/17
ASTRA J 1.6 CDTi	B16DTH, A16SHT	11/13 →	ZAFIRA C 1.8 ECOTEC	A18XER	01/11 →	INSIGNIA 2.0 Turbo 4x4	A20NFT, A28NER	07/08 → 05/17
ASTRA J 1.6 LPG	A16XER	10/12 → 10/15	ZAFIRA C 1.8 LPG	A18XER	10/11 →	INSIGNIA 2.8 V6 Turbo	A28NET	08/08 → 05/17
ASTRA J 1.6 SIDI	A16SHT, A17DTC	12/12 →	ZAFIRA C 2.0 Biturbo CDTi	A20DTR	01/13 →	INSIGNIA 2.8 V6 Turbo 4x4	A28NET	07/08 → 05/17
ASTRA J 1.6 Turbo	A16LET	06/12 → 10/13	ZAFIRA C 2.0 CDTi	A20DT, B10XFL	10/11 →	INSIGNIA 2.8 VXR	A28NER, A13DTC	07/09 → 05/17
ASTRA J 1.7 CDTi	A17DTC, A20NFT	01/09 →	VAUXHALL			MERIVA I 1.7 DTi	Y17DT	06/03 → 06/10
ASTRA J 1.8	A18XER	02/07 →	ADAM 1.0	B10XFL, A12XEL	07/14 →	MERIVA II 1.3 CDTi	A13DTC, A14NEL	06/10 →
ASTRA J 2.0	A20NFT, A20DTH	04/12 →	ADAM 1.2	A12XEL, A14XEL	10/12 →	MERIVA II 1.4	A14NEL, A14NEL	06/10 →
ASTRA J 2.0 Biturbo CDTi	A20DTR	09/12 → 10/15	ADAM 1.4	A14XEL, Z20DM	10/12 →	MERIVA II 1.4 LPG	A14NEL, B16DTC	06/11 →
ASTRA J 2.0 CDTi	A20DTH, B10XFL	09/09 →	ADAM 1.4 LPG	A14XEL	07/13 →	MERIVA II 1.6 CDTi	B16DTC, A17DT	08/13 →
ASTRA K 1.0 Turbo	B10XFL, B14XE	06/15 →	ADAM 1.4 S	B14NEH	11/14 →	MERIVA II 1.7 CDTi	A17DT, A14NET	06/10 →
ASTRA K 1.4 CNG	B14XNT	10/17 →	ANTARA 2.0 CDTi 4x4	Z20DM	08/06 → 04/15	MOKKA / MOKKA X 1.4	A14NET, A14NET	04/13 →
ASTRA K 1.4 Turbo	B14XE, B16DTE	06/15 →	ANTARA 2.0 CDTi FWD	Z20DM, A24XE	08/06 →	MOKKA / MOKKA X 1.4 4x4	A14NET, A16DTH	06/12 →
ASTRA K 1.6 CDTi	B16DTE, A14NEL	06/15 →	ANTARA 2.4	A24XE, A24XE	11/10 → 04/15	MOKKA / MOKKA X 1.6 CDTi	A16DTH, A16DTH	01/15 →
ASTRA K 1.6 Turbo	B16SHT	11/15 →	ANTARA 2.4 4x4	A24XE, Z14XEL	11/10 → 04/15	MOKKA / MOKKA X 1.6 CDTi 4x4	A16DTH, A16XER	01/15 →
CASCADA 1.4	A14NEL, A14NET	03/13 →	ANTARA 3.0 4x4	A30XH	11/10 → 04/15	MOKKA / MOKKA X 1.7 CDTi	A17DTS	06/12 →
CASCADA 1.4 Turbo	A14NET, A16SHT	03/13 →	ASTRA V 1.2	Z12XEP	08/05 → 10/10	MOKKA / MOKKA X 1.7 CDTi 4x4	A17DTS	06/12 →
CASCADA 1.6	A16SHT, A16XHT	03/13 →	ASTRA V 1.3 CDTi	Z13DTH	01/04 → 11/10	ZAFIRA 1.7 CDTi	A17DTR	03/07 →
CASCADA 1.6 SIDI	A16XHT, A20DTH	03/13 →	ASTRA V 1.4	Z14XEL, A16LET	01/04 → 10/10	ZAFIRA B 1.6	A16XER, A16XNT	07/05 → 11/14
CASCADA 2.0 CDTi	A20DTH, A12XEL	03/13 →	ASTRA V 1.4 i 16V	Z14XEP	03/05 → 11/10	ZAFIRA B 1.6 CNG	Z16YNG	07/05 → 11/14
CORSA D 1.0	A10XEP	08/06 → 08/14	ASTRA V 1.6	A16LET, A16XER	01/04 → 11/10	ZAFIRA B 1.6 CNG Turbo	A16XNT, A17DTJ	02/09 → 11/14
CORSA D 1.0 ECOTEC	A10XEP	01/10 → 08/14	ASTRA V 1.6 i 16V	A16XER, A16LET	10/06 → 08/11	ZAFIRA B 1.7 CDTi	A17DTJ, A18XEL	04/09 → 11/14
CORSA D 1.2	A12XEL, A12XEL	12/09 → 08/14	ASTRA V 1.6 Turbo	A16LET, A17DTJ	09/06 → 09/09	ZAFIRA B 1.8	A18XEL, Z19DT	04/05 → 11/14
CORSA D 1.2 ECOTEC	A12XEL, A12XER	01/10 → 08/14	ASTRA V 1.7 CDTi	A17DTJ, A18XER	01/04 → 10/12	ZAFIRA B 1.9 CDTi	Z19DT, Z20LEH	07/05 → 11/14
CORSA D 1.2 LPG	A12XER, A13DTE	09/09 → 08/14	ASTRA V 1.8	A18XER, A18XER	01/04 → 11/10	ZAFIRA B 2.0	Z20LEH, A14NEL	07/05 → 11/14
CORSA D 1.3 CDTi	A13DTE, A14NEL	06/09 → 08/14	ASTRA V 1.8 i 16V	A18XER, Z19DT	03/07 → 11/10	ZAFIRA B 2.2	Z22YH	07/05 → 11/14
CORSA D 1.4	A14NEL, A16LEL	09/09 → 08/14	ASTRA V 1.9 CDTi	Z19DT, Z20LEH	01/04 → 11/10	ZAFIRA C 1.4	A14NEL, B16DTH	10/11 →
CORSA D 1.4 LPG ECOTEC	A14XEL	09/09 → 08/14	ASTRA V 1.9 CDTi 16V	Z19DTJ	01/04 → 05/09	ZAFIRA C 1.4 LPG	A14NET	10/11 →
CORSA D 1.6	Z16LER	07/12 → 08/14	ASTRA V 2.0	Z20LEL	02/06 → 11/10	ZAFIRA C 1.6 CDTi	B16DTH, A20DT	03/13 →
CORSA D 1.6 Turbo	A16LEL, B10XFL	11/06 → 08/14	ASTRA V 2.0 Turbo	Z20LEH, A14NEL	01/04 → 11/10	ZAFIRA C 1.6 CNG	A16XNT	10/11 →
CORSA D 1.7 CDTi	A17DTS	12/09 → 08/14	ASTRA V 2.0 VXR	Z20LEH	02/09 → 11/10	ZAFIRA C 1.6 SIDI	A16SHT	07/13 →
CORSA E 1.0	B10XFL, B13DTC	09/14 →	ASTRA VI 1.3 CDTi	A13DTE	12/09 →	ZAFIRA C 1.6 Turbo	A16XHT	12/12 →
CORSA E 1.2	B12XEL	09/14 →	ASTRA VI 1.4	A14NEL, A14NEL	12/09 →	ZAFIRA C 1.8	A18XEL	10/11 →
CORSA E 1.3 CDTi	B13DTC, B14XEJ	09/14 →	ASTRA VI 1.4 Turbo	A14NEL, A16LET	12/09 →	ZAFIRA C 2.0 Biturbo CDTi	A20DTR	01/13 →
CORSA E 1.4	B14XEJ, B14XEL	09/14 →	ASTRA VI 1.6	A16LET, B16DTH	12/09 →	ZAFIRA C 2.0 CDTi	A20DT, OM651.955	10/11 →
CORSA E 1.4 LPG	B14XEL, B14NEH	03/15 →	ASTRA VI 1.6 CDTi	B16DTH, A16SHT	11/13 →			
CORSA E 1.4 Turbo	B14NEH, A14NET	09/14 →	ASTRA VI 1.6 SIDI	A16SHT, A17DTC	12/12 →			
CORSA E 1.6 Turbo	B16LES	03/15 →	ASTRA VI 1.6 Turbo	A16LET	06/12 →			
INSIGNIA 1.4	A14NET, A14NET	04/11 →	ASTRA VI 1.7 CDTi	A17DTC, A20NFT	12/09 →			
INSIGNIA 1.4 LPG	A14NET, B16DTH	07/12 → 03/17	ASTRA VI 2.0 Biturbo CDTi	A20DTR	12/12 →			
INSIGNIA 1.6	A16XER	07/08 → 03/17	ASTRA VI 2.0 CDTi	A20DTH	08/11 →			
INSIGNIA 1.6 CDTi	B16DTH, A16XHT	07/15 → 03/17	ASTRA VI 2.0 VXR	A20NFT, B10XFL	04/12 →			
INSIGNIA 1.6 SIDI	A16XHT, A18XER	12/12 →	ASTRAVAN III 1.3 CDTi	Z13DTH	08/05 →			
INSIGNIA 1.6 Turbo	A16LET	07/08 → 03/17	ASTRAVAN III 1.4 i	Z14XEP	03/05 →			
INSIGNIA 1.8	A18XER, A20DTR	07/08 → 03/17	ASTRAVAN III 1.6	Z16XE1, A17DTJ	03/05 →			
INSIGNIA 2.0 Biturbo CDTi	A20DTR, A20DTR	07/08 → 03/17	ASTRAVAN III 1.6 CDTi	A17DTJ, Z19DT	03/05 →			
INSIGNIA 2.0 Biturbo CDTi 4x4	A20DTR, A20DT	07/08 → 03/17	ASTRAVAN III 1.9 CDTi	Z19DT, A14NEL	03/05 → 11/11			
INSIGNIA 2.0 CDTi	A20DT, A20DTH	07/08 → 03/17	ASTRA VII 1.0	B10XFL, B14XFL	07/15 →			
INSIGNIA 2.0 CDTi 4x4	A20DTH, A20NHT	06/10 → 03/17	ASTRA VII 1.4	B14XE	07/15 →			
INSIGNIA 2.0 E85 Turbo	A20NHT	10/10 → 03/17	ASTRA VII 1.4 Turbo	B14XFL, B16DTE	07/15 →			
INSIGNIA 2.0 FlexFuel	A20NFT	10/10 → 03/17	ASTRA VII 1.6 CDTi	B16DTE, Z16XE1	07/15 →			
INSIGNIA 2.0 Turbo	A20NHT, A20NFT	07/08 → 03/17	ASTRA VII 1.6 Turbo	B16SHT	11/15 →			
INSIGNIA 2.0 Turbo 4x4	A20NFT, A28NER	07/08 → 03/17	CASCADA 1.4	A14NEL, A16SHT	02/13 →			
INSIGNIA 2.8 V6 Turbo 4x4	A28NET	07/08 → 03/17	CASCADA 1.6	A16SHT, A20DTH	11/13 →			
INSIGNIA 2.8 V6 Turbo OPC 4x4	A28NER, A13DTC	07/09 → 03/17	CASCADA 2.0 CDTi	A20DTH, A12XER	02/13 →			
MERIVA B 1.3 CDTi	A13DTC, A14NEL	06/10 → 11/14	CORSA D 1.0	A10XEP	11/06 → 08/14			
MERIVA B 1.4	A14NEL, A14NEL	06/10 → 03/17	CORSA D 1.0 i 12V	A10XEP	06/10 → 08/14			
MERIVA B 1.4 LPG	A14NEL, B16DTC	06/11 → 03/17	CORSA D 1.2	A12XEL	06/10 → 08/14			
MERIVA B 1.6 CDTi	B16DTC, A17DT	08/13 → 03/17	CORSA D 1.2 i 16V	A12XER	11/06 → 08/14			
MERIVA B 1.7 CDTi	A17DT, A14NET	06/10 → 01/17	CORSA D 1.2 LPG	A12XER, A13DTC	09/09 → 08/14			
MOKKA 1.4	A14NET, A14NET	04/13 →	CORSA D 1.3 CDTi	A13DTC, A14NEL	07/06 → 08/14			
			CORSA D 1.4	A14NEL, A14XEL	09/09 → 08/14			
			CORSA D 1.4 LPG	A14XEL, A16LEL	07/06 → 08/14			

7.6324



3

REVERSING LIGHT SWITCHES

Adatt./Suitable:

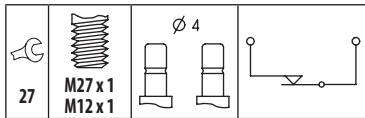
MERCEDES-BENZ

A 000 545 52 09
A 000 545 79 09
A 000 545 90 09
A 001 545 11 09
A 001 545 27 09
A 001 545 53 09
A 001 545 78 09

NEW - ITEM NOW AVAILABLE FROM PRODUCTION

- NUOVO - ARTICOLO ORA DISPONIBILE PER LA VENDITA
- NOUVEAU - ARTICLE DISPONIBLE EN PRODUCTION COURANTE
- NEU - JETZT ZUM VERKAUF VERFÜGBARER ARTIKEL
- NUEVO - ARTICULO AHORA DISPONIBLE EN PRODUCCION

MARKET DIFFUSION: MEDIUM



MERCEDES-BENZ

SPRINTER I 214 NGT	M111.984	02/95 → 05/06
SPRINTER I 308 D	OM601.943	03/97 → 04/00
SPRINTER I 308 D 4x4	OM601.943	06/97 → 12/99
SPRINTER I 308 D 2.3	OM601.943	11/96 → 04/00
SPRINTER I 312 D 2.9	OM602.980	12/98 → 09/01
SPRINTER I 314 NGT	M111.984	02/95 → 05/06
SPRINTER I 408 D 4x4	OM601.943	06/97 → 12/99
SPRINTER I 414	M111.979	02/96 → 05/06
SPRINTER I 414 4x4	M111.979	05/97 → 05/06
SPRINTER I 416 CDI	OM612.981	04/00 → 05/06
SPRINTER II 210 CDI	OM651.955	03/09 →
SPRINTER II 213 CDI	OM651.955, OM651.955	06/06 →
SPRINTER II 216	M271.951	09/08 →
SPRINTER II 216 CDI	OM651.955, OM642.896	06/06 →
SPRINTER II 219 CDI / BlueTEC	OM642.896, OM651.955	03/09 →
SPRINTER II 224	M272.979	06/06 →
SPRINTER II 310 CDI	OM651.955	03/09 →
SPRINTER II 313 CDI	OM651.955, OM651.955	06/06 →
SPRINTER II 313 CDI 4x4	OM651.955, OM651.955	06/06 →
SPRINTER II 316	M271.951	09/08 →
SPRINTER II 316 CDI	OM651.955, OM651.955	03/09 →
SPRINTER II 316 CDI 4x4	OM651.955, OM642.896	03/09 →
SPRINTER II 316 LGT	M271.951	09/08 →
SPRINTER II 316 NGT	M271.951	09/08 →
SPRINTER II 318 CDI	OM642.896, OM642.896	02/08 → 12/09
SPRINTER II 318 CDI 4x4	OM642.896, OM642.896	02/08 → 12/09
SPRINTER II 319 CDI / BlueTEC	OM642.896, OM642.896	03/09 →
SPRINTER II 319 CDI / BlueTEC 4x4	OM642.896, OM646.989	03/09 →
SPRINTER II 324	M272.979	06/06 → 12/13
SPRINTER II 411 CDI	OM646.985	06/09 → 12/09
SPRINTER II 413 CDI	OM646.986	06/06 → 05/16
SPRINTER II 415 CDI	OM646.989, OM642.896	06/06 → 12/09
SPRINTER II 416 CDI	OM651.957	03/09 →
SPRINTER II 418 CDI	OM642.896, OM642.896	06/06 → 05/16
SPRINTER II 419 CDI	OM642.896, OM646.986	03/09 →
SPRINTER II 424	M272.979	06/06 → 12/13
SPRINTER II 510 CDI	OM651.955	03/09 → 05/16
SPRINTER II 511 CDI 4x4	OM646.985	06/06 → 12/09
SPRINTER II 513 CDI	OM646.986, OM651.955	06/06 →
SPRINTER II 513 CDI 4x4	OM651.955, OM646.989	06/06 →
SPRINTER II 515 CDI 4x4	OM646.989, OM651.955	06/06 → 12/09
SPRINTER II 516	M271.951	09/08 →
SPRINTER II 516 CDI	OM651.955, OM651.955	03/09 →
SPRINTER II 516 CDI 4x4	OM651.955, OM642.896	06/06 →
SPRINTER II 516 NGT	M271.951	09/08 →
SPRINTER II 519 CDI / BlueTEC	OM642.896, OM642.896	03/09 →
SPRINTER II 519 CDI / BlueTEC 4x4	OM642.896, OM364.906	03/09 →
SPRINTER II 524	M272.979	06/06 → 12/13
T2-800-SERIES 809D	OM364.906, OM364.950	08/96 → 12/11
T2/LN1 609 D	OM364.906, OM364.906	04/86 → 12/94

MERCEDES-BENZ

T2/LN1 609 DK	OM364.906, OM364.906	04/86 → 12/94
T2/LN1 709 D	OM364.906	04/86 → 12/94
T2/LN1 709 DK	OM364.906	04/86 → 12/94
T2/LN1 809 D	OM364.906	04/86 → 12/94
T2/LN1 809 DK	OM364.906	04/86 → 12/94
T2/LN1 811 D	OM364.958	04/86 → 12/94
T2/LN1 811 DK	OM364.958	04/86 → 12/94
VARIO 809 D	OM364.921	02/92 →
VARIO 809 DT	OM364.911	04/86 → 02/01
VARIO 811 D	OM364.950, OM646.981	04/86 → 02/01
VIANO 3,0	M112.951	09/03 →
VIANO 3.2	M112.951	09/03 →
VIANO 3.5	M272.978	09/07 →
VIANO 3.7	M112.976	06/04 →
VIANO CDI 2.0	OM646.981, G4EA	11/06 →
VIANO CDI 2.0 4-matic	OM651.940	07/10 →
VIANO CDI 2.2	OM651.940	07/10 →
VIANO CDI 2.2 4-matic	OM651.940	07/10 →
VIANO CDI 3.0	OM642.890	07/10 →
VITO II 109 CDI	OM646.980	08/06 →
VITO II 111 CDI	OM646.980	11/06 →
VITO II 113 CDI 4x4	OM651.940	09/10 →
VITO II 116 CDI 4x4	OM651.940	09/10 →
VITO II 119	M112.951	09/03 →
VITO II 120 CDI	OM642.990	07/06 →
VITO II 122	M112.951	09/03 →
VITO II 122 CDI	OM642.890	09/10 →
VITO II 123	M112.976	06/04 →

7.6326



1

REVERSING LIGHT SWITCHES

Adatt./Suitable:

HONDA

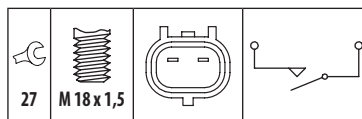
28700-ROZ-003
28700-ROZ-013

TOYOTA

84545-20021

NEW - ITEM NOW AVAILABLE FROM PRODUCTION

- NUOVO - ARTICOLO ORA DISPONIBILE PER LA VENDITA
- NOUVEAU - ARTICLE DISPONIBLE EN PRODUCTION COURANTE
- NEU - JETZT ZUM VERKAUF VERFÜGBARER ARTIKEL
- NUEVO - ARTICULO AHORA DISPONIBLE EN PRODUCCION



HONDA

CR-1.6 i-DTEC 4WD N16A4 02/15 →

TOYOTA

AVENSIS III 2.2 D-4D 2AD-FHV 11/08 →
IQ 1.33 1NR-FE 01/09 →

7.6327



3

REVERSING LIGHT SWITCHES

Adatt./Suitable:

HYUNDAI

93860-39003
93860-39011
93860-39012

KIA

93860 39003
93860 39011
93860 39012

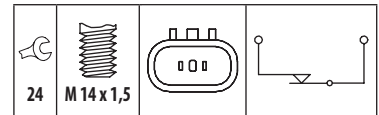
NEW - ITEM NOW AVAILABLE FROM PRODUCTION

- NUOVO - ARTICOLO ORA DISPONIBILE PER LA VENDITA
- NOUVEAU - ARTICLE DISPONIBLE EN PRODUCTION COURANTE
- NEU - JETZT ZUM VERKAUF VERFÜGBARER ARTIKEL
- NUEVO - ARTICULO AHORA DISPONIBLE EN PRODUCCION

1267 Seal coating on thread

- Rivestimento sigillante sulla filettatura
- Revêtement de scellement sur le filetage
- Beschichtungsmasse am Gewinde
- Revestimiento impermeabilizante en la rosca

MARKET DIFFUSION: HIGH



HYUNDAI

ACCENT I 1.3	G4EH	10/94 → 01/00
ACCENT I 1.3 i 12V	G4EH	10/94 → 01/00
ACCENT I 1.5 i 12V	G4EK	10/94 → 01/00
ACCENT II 1.3	G4EA, G4EB	01/00 → 11/05
ACCENT II 1.5	G4EB, D3DA	01/00 → 12/06
ACCENT II 1.5 CRDi	D3DA, G4ED	01/02 → 11/05
ACCENT II 1.6	G4ED, G4FA	12/02 → 11/05
ACCENT IV 1.4	G4FA, D4FB	11/10 →
ACCENT IV 1.6	G4FC	11/10 →
ACCENT IV 1.6 CRDi	D4FB, G4GR	11/10 →
COUPE I 1.6 16V	G4GR	03/98 → 04/02
COUPE I 1.6 i 16V	G4GR, G4DF	08/00 → 04/02
COUPE I 2.0	G4DF	08/99 → 01/02
COUPE I 2.0 16V	G4ED, G4ED	03/01 → 04/02
COUPE II 1.6 16V	G4ED, G4GC	03/02 → 08/09
COUPE II 2.0	G4GC, G4GC	08/01 → 08/09
COUPE II 2.0 GLS	G4GC, G4ED	02/03 → 08/09
CRETA 1.6	G4FG	01/16 →
CRETA 1.6 4WD	G4FG	08/16 →
ELANTRA 1.6 [ExtraEU]	G4GA	08/03 → 05/06
ELANTRA 1.8 [ExtraEU]	G4BB	06/00 → 07/03
ELANTRA 1.8 CVT [ExtraEU]	G4NB	01/11 → 12/16
ELANTRA 2.0 CVT [ExtraEU]	G4GC	06/06 → 05/11
ELANTRA 2.0 MPI [ExtraEU]	G4NH	02/16 →
ELANTRA III 1.6	G4ED, G4BB	06/00 → 07/06
ELANTRA III 1.8	G4BB, G4GC	06/00 → 07/06
ELANTRA III 2.0	G4GC, D4FB	06/00 → 07/06
ELANTRA III 2.0 CRDi	D4EA	04/01 → 07/06
ELANTRA V 1.6	G4FG	06/11 →
ELANTRA V 1.6 CRDi	D4FB, G4HD	02/11 →
GETZ 1.1	G4HD, G4EA	09/02 → 06/09
GETZ 1.3	G4EA, G4ED	09/03 → 06/09
GETZ 1.3 i	G4EA	09/02 → 03/04
GETZ 1.4 i	G4EE	08/05 → 12/10
GETZ 1.6	G4ED, D4BE	09/02 → 12/06
H-1 I 2.4 CVT	G4KC	01/10 →
H-1 I 2.5 CRDi	D4BE, D4CB	07/01 →
H-1 I 2.5 CRDi 4WD	D4CB	12/02 → 04/04
H-1 I 2.5 TD 4WD	D4BH	11/01 → 04/04
H-1 II 2.4	G4CS24L	02/08 →
H-1 II 2.4 i	G4KC	02/08 →
H-1 II 2.5 CRDi	D4CB, D4CB	02/08 →
H100 2.5 CRDi	D4CB	01/04 →
H100 2.5 TD	D4DF	01/10 →
H200 2.5 CRDi	D4CB	02/03 → 04/04
H300 2.5 CRDi	D4CB, G4HG	09/07 →
HIGHWAY VAN 2.0 16V	G4CPDOHC	03/00 → 03/04
HIGHWAY VAN 2.0 CVT	G4GC	11/03 → 03/04

HYUNDAI			HYUNDAI			KIA		
I10 I 1.0	G3LA	01/11 → 12/17	MATRIX 1.8	G4GB, D4EB	06/01 → 08/10	CARENS III 1.6 CVVT	G4FC, HJ3	08/09 →
I10 I 1.1	G4HG, D4FC	01/08 → 12/13	NF 2.0 CVVT	G4BPE	05/05 → 12/10	CARENS III 2.0 CRDi 115	D4EA	05/07 →
I10 I 1.1 -/IRDE	G4HG	04/11 →	SANTA FE II 2.0 CRDi	D4HA	12/10 → 12/12	CARENS III 2.0 CRDi 135	D4EA	08/09 →
I10 I 1.1 LPG	G4HG	01/10 → 12/13	SANTA FE II 2.0 CRDi 4x4	D4HA	12/10 → 12/12	CARENS III 2.0 CRDi 140	D4EA	09/06 →
I10 I 1.2	G4LA	11/08 → 12/11	SANTA FE II 2.2 CRDi	D4EB, D4HB	03/06 →	CARENS III 2.0 CVVT	G4KA	09/06 →
I10 I 1.2 CVVT	G4LA	11/08 → 12/13	SANTA FE II 2.2 CRDi 4x4	D4HB	01/09 → 12/12	CARENS IV 1.6 GDi	G4FD	03/13 →
I10 I 1.2 LPG	G4LA	01/10 → 12/13	SANTA FE II 2.2 CRDi GLS	D4EB	03/06 → 12/09	CARENS IV 1.7 CRDi	D4FD	07/15 →
I10 II 1.0 LPG	B3LA	02/14 →	SANTA FE II 2.2 CRDi GLS 4x4	D4EB	03/06 → 12/09	CARENS IV 2.0 GDi	G4NC	03/13 →
I10 II 1.0	G3LA	08/13 →	SANTA FE II 2.4	G4KE	11/10 → 12/12	CARNIVAL 1.2.5 V6	KV6	10/01 → 06/06
I10 II 1.2	G4LA	12/13 →	SANTA FE II 2.4 4x4	G4KE	07/10 → 12/12	CARNIVAL I 2.9 CRDi	J3	10/01 → 06/06
I20 I 1.1 CRDi	D3FA	03/12 →	SANTA FE II 2.4 CVVT	G4KE	06/15 →	CARNIVAL I 2.9 TD	HJ3, HJ3	01/99 → 09/07
I20 I 1.2	G4AG	12/08 → 12/15	[ExtraEU]			CARNIVAL II 2.2 CRDi	D4HB	01/10 →
I20 I 1.2 CVVT	G4LA	05/15 →	SANTA FE II 2.7 4x4	G6EA	03/06 → 12/12	CARNIVAL II 2.7 V6	G6EA	06/06 →
I20 I 1.2 LPG	G4LA	01/09 → 08/14	SANTA FE II 2.7 V6 GLS	G6EA	03/06 → 12/09	CARNIVAL II 2.9 CRDi	HJ3, G4FA	06/06 →
I20 I 1.4	G4FA	09/08 → 12/15	SANTA FE II 2.7 V6 GLS 4x4	G6EA	03/06 → 12/09	CEED I 1.0 T-GDi [ExtraEU]	G3LC	03/18 →
I20 I 1.4 CRDi	D4FC, D4FB	08/08 →	SANTA FE III 2.2 CRDi	D4HB, D4HB	09/12 →	CEED I 1.4	G4FA, G4FA	12/06 → 12/12
I20 I 1.4 CVVT	G4LC	05/15 →	SANTA FE III 2.2 CRDi 4WD	D4HB, G4JP	09/12 →	CEED I 1.4 CVVT	G4FA, G4FA	11/06 → 12/12
I20 I 1.4 CVVT LPG	G4FA	12/08 → 12/12	SANTA FE III 2.4	G4KJ	09/12 → 12/15	CEED I 1.4 CVVT BiFuel	G4FA, G4FC	01/09 →
I20 I 1.6	G4FC	09/08 → 12/12	SANTA FE III 2.4 4WD	G4KJ	09/12 → 12/15	CEED I 1.4 MPi [ExtraEU]	G4LC	03/18 →
I20 I 1.6 CRDi	D4FB, G4FA	09/08 → 12/12	SANTA FE III 2.4 CCVT	G4KE	09/12 →	CEED I 1.4 T-GDi [ExtraEU]	G4LD	03/18 →
I20 II 1.0 T-GDi	G3LC	09/15 →	SANTA FE III 2.4 CCVT AWD	G4KE	09/12 →	CEED I 1.6	G4FC, G4FC	12/06 → 12/12
I20 II 1.1 CRDi	D3FA	11/14 →	SANTA FE III 2.4 GDi	G4KJ	05/15 →	CEED I 1.6 CRDi [ExtraEU]	D4FE	03/18 →
I20 II 1.2	G4LA	11/14 →	SANTA FE IV 2.0 CRDi	D4HA	07/18 →	CEED I 1.6 CRDi 115	D4FB	12/06 → 12/12
I20 II 1.2 LPGi	G4LA	11/14 →	SANTA FE IV 2.0 CRDi AWD	D4HA	07/18 →	CEED I 1.6 CRDi 128	D4FB	10/10 → 12/12
I20 II 1.4	G4LC	11/14 →	SANTA FE IV 2.0 D	D4HA	02/18 →	CEED I 1.6 CRDi 90	D4FB	12/06 → 12/12
I20 II 1.4 CRDi	D4FC	11/14 →	SANTA FE IV 2.0 D AWD	D4HA	02/18 →	CEED I 1.6 CVVT	G4FC	02/08 → 12/12
I30 I 1.4	G4FA, G4FA	10/07 → 06/12	SANTA FE IV 2.2 CRDi AWD	D4HB	07/18 →	CEED I 1.6 CVVT BiFuel	G4FC, G4FA	06/07 → 12/11
I30 I 1.4 CVVT	G4LC	05/15 →	SOLARIS 1.4	G4LC	01/17 →	CEED I 1.6 LPG	G4FC	01/08 → 09/12
I30 I 1.4 CVVT LPG	G4FA, G4FC	01/09 → 06/12	SOLARIS 1.6	G4FG	01/17 →	CEED I 2.0	G4GC	12/06 → 12/12
I30 I 1.4 LPG	G4FA	01/13 →	SONATA II 2.0	G4JP	06/98 → 05/01	CEED I 2.0 CRDi	D4EA	06/07 → 12/12
I30 I 1.6	G4FC, D4FB	10/07 → 06/12	SONATA II 2.5	G6BV	06/98 → 12/01	CEED I 2.0 CRDi 140	D4EA	09/07 → 12/12
I30 I 1.6 CRDi	D4FB, G4FC	10/07 →	SONATA IV 2.0 16V	G4JP, G6BA	10/01 → 11/04	CEED II 1.0 T-GDi	G3LC	04/15 →
I30 I 1.6 CRDi VGT	D4FE	08/18 →	SONATA IV 2.4 16V	G4BS	03/98 → 10/01	CEED II 1.4 CRDi	D4FC	04/15 →
I30 I 1.6 CVVT	G4FC, G4FD	01/12 →	SONATA IV 2.7 V6	G6BA, D4EA	10/01 → 11/04	CEED II 1.4 CRDi 90	D4FC	05/12 →
I30 I 1.6 CVVT [ExtraEU]	G4FC	06/14 →	SONATA V 2.0 [RUS]	--	01/05 → 04/06	CEED II 1.4 CVVT	G4FA, G4FC	05/12 →
I30 I 1.6 GDi	G4FD, D4EA	07/14 →	SONATA V 2.0 CRDi	D4EA, G4KA	02/06 → 12/10	CEED II 1.4 MPi	G4LC	04/15 →
I30 I 2.0	G4GC	10/07 → 06/12	SONATA V 2.0 GLSi	G4KD	07/08 → 12/10	CEED II 1.6 CRDi 110	D4FB	05/12 →
I30 I 2.0 CRDi	D4EA, G4FA	10/07 → 06/12	SONATA V 2.0 i [RUS]	--	04/06 → 12/10	CEED II 1.6 CRDi 115	D4FB	05/12 →
I30 II 1.4	G4FA, G4FC	12/11 →	SONATA V 2.0 VVTi GLS	G4KA, G4KC	05/05 → 12/10	CEED II 1.6 CRDi 128	D4FB	05/12 →
I30 II 1.4 CRDi	D4FC	12/11 →	SONATA V 2.4	G4KC, G4KC	01/05 → 12/10	CEED II 1.6 CRDi 136	D4FB	07/15 →
I30 II 1.6	G4FC, D4FB	12/11 →	SONATA V 2.7 V6 [RUS]	--	01/05 → 12/10	CEED II 1.6 CRDi 90	D4FB-L	05/12 →
I30 II 1.6 CRDi	D4FB, G4LC	11/11 →	SONATA VI 2.0	G4KD	01/09 → 06/14	CEED II 1.6 CVVT	G4FC, G4G3DOHC	05/12 →
I30 II 1.6 GDi	G4FD	12/11 →	SONATA VI 2.0 i	G4KD	09/12 → 06/14	CEED II 1.6 GDi	G4FD	05/12 →
I30 II 1.6 MPi	G4FC	11/16 →	SONATA VI 2.4	G4KC, G4CPDOHC	01/09 → 12/15	CEED II 1.6 GT	G4FJ	06/13 →
I30 II 1.6 T-GDi	G4FJ	01/15 →	SONICA 2.0	G4JPE	06/98 → 05/01	CEED III 1.0 T-GDi	G3LC	05/18 →
I30 III 1.0 T-GDi	G3LC	11/16 →	SONICA 2.5	G6DV	06/98 → 05/01	CEED III 1.4	G4LC	04/18 →
I30 III 1.4 MPi	G4LC, D4FD	11/16 →	STAREX 2.5 CRDi	D4CB	09/07 →	CEED III 1.4 T-GDi	G4LD	04/18 →
I30 III 1.4 T-GDi	G4LD	11/16 →	TERRACAN 2.9 CRDi	J3	11/01 → 07/03	CEED III 1.6 CRDi 115	D4FE	05/18 →
I30 III 1.6 CRDi	D4FB	11/16 →	TERRACAN 2.9 CRDi 4WD	J3	12/01 → 12/06	CEED III 1.6 CRDi 136	D4FE	05/18 →
I30 III 2.0 N	G4KH	07/17 →	TERRACAN 3.5 i V6 4WD	G6CU	12/01 → 12/06	CERATO I 1.6	G4ED	04/04 →
I40 1.6 GDi	G4FD	07/11 →	TIBURON 2.0 CVVT	G4GC	10/06 → 12/08	CERATO I 2.0	G4GC	04/04 →
I40 1.7 CRDi	D4FD, G4NA	07/11 →	TRAJET 2.0	G4CPDOHC, G4GC	03/00 → 07/08	CERATO I 2.0 CRDi	D4EA	04/04 →
I40 2.0 CVVT	G4NA	10/12 →	TUCSON 1.6 CRDi	D4FE	08/18 →	CERATO II 1.6	G4FC	01/10 →
I40 2.0 GDi	G4NA, D4FC	07/11 →	TUCSON 1.6 CRDi Trazione integrale	D4FE	08/18 →	CERATO II 1.6 CVVT	G4FC	02/09 →
IX20 1.4	G4FA	11/10 →	TUCSON 1.6 GDi	G4FD	06/15 →	CERATO II 2.0	G4KD	01/09 →
IX20 1.4 CRDi	D4FC, G4KD	11/10 →	TUCSON 1.6 T-GDi	G4FJ	06/15 →	CERATO II 2.0 CVVT	--	01/09 →
IX20 1.4 CVVT	G4FA	11/10 →	TUCSON 1.6 T-GDi Trazione integrale	G4FJ	06/15 →	CERATO III 1.6 CVVT	G4FC	07/16 →
IX20 1.4 LPG ECONEXT	G4FA	11/10 →	TUCSON 1.7 CRDi	D4FD	06/15 →	CERATO III 1.6 MPi	G4FC	06/13 →
IX20 1.6	G4FC	11/10 →	TUCSON 2.0	G4GC, D4EA	08/04 →	CERATO III 2.0 MPi	G4KD	06/13 →
IX20 1.6 CRDi	D4FB	06/11 →	TUCSON 2.0 CRDi	D4EA, D4EA	08/04 →	JOICE 2.0	4G63DOHC, G4JP	02/00 →
IX20 1.6 LPG ECONEXT	G4FC	03/15 →	TUCSON 2.0 CRDi Trazione integrale	D4EA, G4GC	08/04 →	K2500 2.5 CRDi	D4CB	01/10 →
IX35 1.6 GDi	G4FD	09/10 → 12/15	TUCSON 2.0 CVVT [ExtraEU]	G4NA	06/15 →	K2900 2.9 D	J3	01/08 →
IX35 1.7 CRDi	D4FD	09/10 → 12/15	TUCSON 2.0 CVVT LPG	G4GC, G4GC	06/04 → 03/10	K-SERIES 2.9 CRDi	J3	08/07 →
IX35 2.0	G4KD, G4KD	01/10 →	TUCSON 2.0 Trazione integrale	G4GC, G4AE	08/04 → 11/10	MAGENTIS I 2.0	G4JP	05/01 → 09/05
IX35 2.0 4WD	G4KD, G4NA	01/10 →	TUCSON 2.7 Trazione integrale	G6BA-G	08/04 →	MAGENTIS I 2.4 [USA]	--	01/01 → 12/04
IX35 2.0 CRDi	D4HA	01/10 →	VELOSTER 1.6 GDi	G4FD	02/11 →	MAGENTIS I 2.5 V6	G6BV	05/01 →
IX35 2.0 CRDi 4WD	D4HA	01/10 →	VELOSTER 1.6 GDi [ExtraEU]	G4FD	01/11 →	MAGENTIS II 2.0	G4JP, D4EA	11/05 →
IX35 2.0 CRDi VGT	D4HA	08/09 → 12/15	VELOSTER 1.6 MPi	G4FC	04/11 →	MAGENTIS II 2.0 CRDi	D4EA, G4NA	11/05 →
IX35 2.0 CVVT	G4KD	08/09 →	VELOSTER 1.6 T-GDi	G4FJ	10/12 →	OPTIMA II 2.0	G4KA	05/08 →
IX35 2.0 CVVT AWD	G4KD	08/09 →	VERNA I 1.3	G4AE, G4EB	09/99 →	OPTIMA III 1.7 CRDi	D4FD	03/12 →
IX35 2.0 GDi	G4NA, G4NA	08/13 →	VERNA I 1.5	G4EB, D4EA	09/99 →	OPTIMA III 2.0	G4KD	03/12 →
IX35 2.0 GDi 4WD	G4NA, G4ED	08/13 →	VERNA I 1.5 CRDi	D3EA	01/02 →	OPTIMA III 2.0 CVVT	G4KD	03/12 →
KONA 1.0 T-GDi	G3LC	07/17 →	VERNA I 1.6	G4ED-G	12/02 →	OPTIMA III 2.4	G4KC	01/11 → 12/15
KONA 1.6 CRDi	D4FE	08/18 →	XG 250	G6AV	12/98 → 12/05	OPTIMA IV 1.6 CRDi	D4FE	01/18 →
LANTRA II 1.5 12V	G4EK	12/96 → 10/00	XG 30	G6CT	10/01 → 05/05	OPTIMA IV 1.7 CRDi	D4FD	11/15 →
LANTRA II 1.6 16V	G4GR	11/95 → 10/00	XG 30	G6CT-G	12/98 → 12/05	OPTIMA IV 2.0	G4ND	09/15 →
LANTRA II 1.6 i	G4GR	11/95 → 10/00	KIA			OPTIMA IV 2.0 CVVL	G4NA, G3LA	09/15 →
LANTRA II 1.8	G4GB	06/00 →	BONGO IV 2.5 CRDi	D4CB	01/12 →	PICANTO II 1.0	G3LA, G4FA	05/11 →
LANTRA II 1.8 16V	G4GM	11/95 → 10/00	BONGO IV 2.9 TDiC	HJ3	10/03 →	PICANTO II 1.0 Bi-Fuel	B3LA	05/11 →
LANTRA II 1.9	DJY	04/97 → 05/00	BONGO IV 2.9 TDiC 4WD	HJ3	10/03 →	PICANTO II 1.2	G4LA	09/11 →
LANTRA II 1.9 D	DJY	03/98 → 10/00	CARENS II 2.0 CRDi	D4EA, G4FC	07/02 →	PICANTO III 1.0	G3LA	03/17 →
LANTRA II 2.0	G4GC-G	04/97 →	CARENS II 2.0 CVVT	G4GC	08/04 →	PICANTO III 1.2	G4LA	03/17 →
LANTRA II 2.0 16V	G4GF	11/95 → 10/00	CARENS III 1.6 CRDi i 110	D4FB	10/10 →	PRO CEE'D I 1.4	G4FA	02/08 → 09/12
LANTRA II 2.0 CRDi	D4EA	04/01 →	CARENS III 1.6 CRDi 128	D4FB	10/10 →	PRO CEE'D I 1.4 CVVT	G4FA, G4LC	02/08 →
LAVITA 1.8	--	01/07 →				PRO CEE'D I 1.6	G4FC	02/08 → 09/12
MATRIX 1.5 CRDi	D4FA	12/04 → 08/10						
MATRIX 1.6	G4ED, G4GB	06/01 → 08/10						
MATRIX 1.6 [TUR]	G4ED	04/08 →						

KIA		
PRO CEE'D I 1.6 CRDi	D4FB	10/12 →
PRO CEE'D I 1.6 CRDi 115	D4FB	02/08 → 09/12
PRO CEE'D I 1.6 CRDi 128	D4FB	10/10 → 09/12
PRO CEE'D I 1.6 CRDi 90	D4FB	02/08 → 09/12
PRO CEE'D I 1.6 CVVT	G4FC	01/08 → 02/13
PRO CEE'D I 1.6 GDi	G4FD	04/15 →
PRO CEE'D I 2.0	G4GC	02/08 → 09/12
PRO CEE'D I 2.0 CRDi 140	D4EA	02/08 → 09/12
PRO CEE'D I 2.0 LPG	G4GC	01/09 → 12/09
PRO CEE'D II 1.0 T-GDi	G3LC	07/15 →
PRO CEE'D II 1.4 CRDi 90	D4FC	03/13 →
PRO CEE'D II 1.4 CVVT	G4FA	03/13 →
PRO CEE'D II 1.4 MPI	G4LC, G4FA	07/13 →
PRO CEE'D II 1.6 CRDi 110	D4FB	03/13 →
PRO CEE'D II 1.6 CRDi 128	D4FB	03/13 →
PRO CEE'D II 1.6 CRDi 136	D4FB	07/15 →
PRO CEE'D II 1.6 CVVT	G4FC	03/13 →
PRO CEE'D II 1.6 GDi	G4FD	03/13 →
PRO CEE'D II 1.6 GT	G4FJ	06/13 →
RIO III 1.1 CRDi	D3FA	09/11 →
RIO III 1.2	G4LA	09/11 →
RIO III 1.2 CVVT	G4LA	11/14 →
RIO III 1.25 CVVT	G4LA	09/11 →
RIO III 1.25 LPG	G4LA	09/11 →
RIO III 1.4 CRDi	D4FC	09/11 →
RIO III 1.4 CVVT	G4FA, D4HB	06/11 →
RIO III 1.6 CVVT	G4FC	06/12 →
RIO IV 1.0 T-GDi 100	G3LC	01/17 →
RIO IV 1.0 T-GDi 120	G3LC	01/17 →
RIO IV 1.25	G4LA	01/17 →
RIO IV 1.4	G4LC	01/17 →
RIO IV 1.4 CRDi 77	D4FC	01/17 →
RIO IV 1.4 CRDi 90	D4FC	01/17 →
RIO IV 1.6	G4FG	07/17 →
SORENTO I 2.2 CRDi	D4HB	11/09 → 12/15
SORENTO I 2.4 CVVT BiFuel	G4KE	04/10 → 12/15
SORENTO II 2.0 CRDi	D4HA	11/10 →
SORENTO II 2.0 CRDi 4WD	D4HA	11/10 →
SORENTO II 2.2 CRDi	D4HB	11/09 →
SORENTO II 2.2 CRDi 4WD	D4HB	11/09 →
SORENTO II 2.4 CVVT	G4KE	11/09 →
SORENTO II 2.4 CVVT 4WD	G4KE	11/09 →
SORENTO III 2.2 CRDi	D4HB	01/15 →
SORENTO III 2.2 CRDi 4WD	D4HB, G4FC	01/15 →
SOUL 1.6 CVVT BiFuel	G4FC	06/11 → 12/14
SOUL 1.6 LPG	G4FG	12/14 →
SOUL 1.6 MPI [ExtraEU]	G4FC, G4FC	02/14 →
SOUL I 1.6	G4FC	09/09 → 12/14
SOUL I 1.6 CRDi 115	D4FB	02/09 →
SOUL I 1.6 CRDi 128	D4FB	02/09 →
SOUL I 1.6 CVVT	G4FC, G4FC	02/09 →
SOUL I 1.6 Flex	--	01/11 →
SOUL I 1.6 GDi	G4FD	06/11 →
SOUL I 1.6 LPG	G4FC	02/09 → 12/14
SOUL II 1.6 CRDi 128	D4FB	02/14 →
SOUL II 1.6 CRDi 136	D4FB	04/15 →
SOUL II 1.6 CVVT	G4FC, D4HA	02/14 →
SOUL II 1.6 GDi	G4FD	02/14 →
SPORTAGE I 1.6 GDi LPG	G4FD	01/14 → 12/15
SPORTAGE I 2.0 CRDi	D4HA, G4NA	08/12 →
SPORTAGE I 2.0 CRDi Eco-Dynamics+	D4HA	06/18 →
SPORTAGE I 2.0 CVVT	G4NA, D4EA	01/14 → 12/15
SPORTAGE I 2.0 CVVT BiFuel	G4GC	06/09 → 05/10
SPORTAGE II 2.0	G4KD	01/09 → 05/10
SPORTAGE II 2.0 16V 4WD	G4GC	09/04 →
SPORTAGE II 2.0 CRDi	D4EA, D4EA	02/05 →
SPORTAGE II 2.0 CRDi 4WD	D4EA, D4FD	09/04 →
SPORTAGE II 2.0 i 16V	G4GC	09/04 →
SPORTAGE III 1.6 GDi	G4FD	02/11 →
SPORTAGE III 1.7 CRDi	D4FD, D4HA	12/10 →
SPORTAGE III 2.0 CRDi	D4HA, D4HA	07/10 →
SPORTAGE III 2.0 CRDi 4WD	D4HA, G4KD	07/10 →
SPORTAGE III 2.0 CVVT	G4KD, G4KD	06/10 →
SPORTAGE III 2.0 CVVT 4WD	G4KD, G4FD	06/10 →
SPORTAGE III 2.0 GDi	G4NC	02/14 →
SPORTAGE III 2.0 GDi 4WD	G4NC	02/14 →
SPORTAGE IV 1.6 GDi	G4FD, G3LC	09/15 →
SPORTAGE IV 1.6 GDi 4WD	G4FJ	09/15 →
SPORTAGE IV 1.7 CRDi	D4FD	09/15 →
SPORTAGE IV 2.0	G4NA	12/15 →
SPORTAGE IV 2.0 CRDi	D4HA	09/15 →
SPORTAGE IV 2.0 CRDi 4WD	D4HA	09/15 →
STONIC 1.0 T-GDi	G3LC, D4FB	07/17 →
STONIC 1.2 CVVT	G4LA	07/17 →
STONIC 1.4 CVVT	G4LC	07/17 →
STONIC 1.6 CRDi	D4FB, D4FC	07/17 →
VENGA 1.4 CRDi	D4FC, G4FA	02/10 →

KIA		
VENGA 1.4 CRDi 75	D4FC	02/10 →
VENGA 1.4 CRDi 90	D4FC	02/10 →
VENGA 1.4 CVT	G4FA, ENS	02/10 →
VENGA 1.4 LPG	G4FA	02/10 →
VENGA 1.6 CRDi 115	D4FB	02/10 →
VENGA 1.6 CRDi 128	D4FB	02/10 →
VENGA 1.6 CVT	G4FC	02/10 →

7.6339



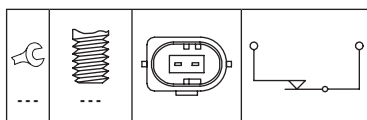
REVERSING LIGHT SWITCHES

Adatt./Suitable:

JEEP
K05099770AA
K68089074AA
MERCEDES-BENZ
A 001 545 61 09
VW
0B7 919 827

- NEW - ITEM NOW AVAILABLE FROM PRODUCTION**
- NUOVO - ARTICOLO ORA DISPONIBILE PER LA VENDITA
- NOUVEAU - ARTICLE DISPONIBLE EN PRODUCTION COURANTE
- NEU - JETZT ZUM VERKAUF VERFÜGBARER ARTIKEL
- NUEVO - ARTICULO AHORA DISPONIBLE EN PRODUCCION

MARKET DIFFUSION: MEDIUM



JEEP		
WRANGLER 2.8 CRD	ENS, OM651.955	04/07 →
WRANGLER 3.0 V6	--	04/07 →

MERCEDES-BENZ		
SPRINTER II 210 CDI	OM651.955	03/09 →
SPRINTER II 213 CDI	OM651.955, OM651.955	06/06 →
SPRINTER II 216	M271.951	09/08 →
SPRINTER II 216 CDI	OM651.955, OM642.896	06/06 →
SPRINTER II 219 CDI / BlueTEC	OM642.896, OM651.955	03/09 →
SPRINTER II 224	M272.979	06/06 →
SPRINTER II 310 CDI	OM651.955	03/09 →
SPRINTER II 313 CDI	OM651.955, OM651.955	06/06 →
SPRINTER II 313 CDI 4x4	OM651.955, OM651.955	06/06 →
SPRINTER II 316	M271.951	09/08 →
SPRINTER II 316 CDI	OM651.955, OM651.955	03/09 →
SPRINTER II 316 CDI 4x4	OM651.955, OM642.896	03/09 →
SPRINTER II 316 LGT	M271.951	09/08 →
SPRINTER II 316 NGT	M271.951	09/08 →
SPRINTER II 318 CDI	OM642.896, OM642.896	02/08 → 12/09
SPRINTER II 318 CDI 4x4	OM642.896, OM642.896	02/08 → 12/09
SPRINTER II 319 CDI / BlueTEC	OM642.896, OM642.896	03/09 →
SPRINTER II 319 CDI / BlueTEC 4x4	OM642.896, OM646.989	03/09 →
SPRINTER II 324	M272.979	06/06 → 12/13
SPRINTER II 411 CDI	OM646.985	06/09 → 12/09
SPRINTER II 413 CDI	OM646.986	06/06 → 05/16
SPRINTER II 415 CDI	OM646.989, OM642.896	06/06 → 12/09
SPRINTER II 416 CDI	OM651.957	03/09 →
SPRINTER II 418 CDI	OM642.896, OM642.896	06/06 → 05/16
SPRINTER II 419 CDI	OM642.896, OM646.986	03/09 →
SPRINTER II 424	M272.979	06/06 → 12/13
SPRINTER II 510 CDI	OM651.955	03/09 → 05/16
SPRINTER II 511 CDI 4x4	OM646.985	06/06 → 12/09
SPRINTER II 513 CDI	OM646.986, OM651.955	06/06 →
SPRINTER II 513 CDI 4x4	OM651.955, OM646.989	06/06 →
SPRINTER II 515 CDI 4x4	OM646.989, OM651.955	06/06 → 12/09
SPRINTER II 516	M271.951	09/08 →
SPRINTER II 516 CDI	OM651.955, OM651.955	03/09 →
SPRINTER II 516 CDI 4x4	OM651.955, OM642.896	06/06 →
SPRINTER II 516 NGT	M271.951	09/08 →
SPRINTER II 518 CDI 4x4	OM642.896, OM642.896	06/06 → 12/09
SPRINTER II 519 CDI / BlueTEC	OM642.896, OM642.896	03/09 →

MERCEDES-BENZ		
SPRINTER II 519 CDI / BlueTEC 4x4	OM642.896, OM646.981	03/09 →
SPRINTER II 524	M272.979	06/06 → 12/13
SPRINTER SERIES Sprinter 519D CDI	OM651.957	03/09 →
VIANO 3.0	M112.951	09/03 →
VIANO 3.2	M112.951	09/03 →
VIANO 3.5	M272.978	09/07 →
VIANO 3.7	M112.976	06/04 →
VIANO CDI 2.0	OM646.981, KCTB	11/06 →
VIANO CDI 2.0 4-matic	OM651.940	07/10 →
VIANO CDI 2.2	OM651.940	07/10 →
VIANO CDI 2.2 4-matic	OM651.940	07/10 →
VIANO CDI 3.0	OM642.890	07/10 →
VITO II 109 CDI	OM646.980	08/06 →
VITO II 111 CDI	OM646.980	11/06 →
VITO II 113 CDI 4x4	OM651.940	09/10 →
VITO II 116 CDI 4x4	OM651.940	09/10 →
VITO II 119	M112.951	09/03 →
VITO II 120 CDI	OM642.990	07/06 →
VITO II 122	M112.951	09/03 →
VITO II 122 CDI	OM642.890	09/10 →
VITO II 123	M112.976	06/04 →

VW		
CRAFTER 2.0 TDI	CKTB, CKUB	05/11 →
CRAFTER 2.0 TDI 4motion	CKUB, BJJ	11/11 → 12/16
CRAFTER 2.5 TDI	BJJ, EJ251	04/06 →

7.6340

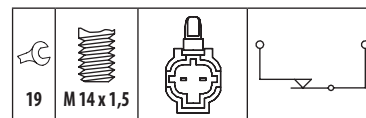


REVERSING LIGHT SWITCHES

Adatt./Suitable:

SUBARU
32008-AA140
32008-AA141

- NEW - ITEM NOW AVAILABLE FROM PRODUCTION**
- NUOVO - ARTICOLO ORA DISPONIBILE PER LA VENDITA
- NOUVEAU - ARTICLE DISPONIBLE EN PRODUCTION COURANTE
- NEU - JETZT ZUM VERKAUF VERFÜGBARER ARTIKEL
- NUEVO - ARTICULO AHORA DISPONIBLE EN PRODUCCION



SUBARU		
FORESTER II 2.0 AWD	EJ20	06/02 → 05/05
FORESTER II 2.5	EJ251, EJ20	02/02 →
FORESTER III 2.0 AWD	EJ20, EJ253	01/08 →
FORESTER III 2.5	EJ253, EL15	01/08 →
FORESTER III 2.5 AWD	EJ25	01/09 → 09/13
FORESTER IV 2.0 D	EJ20Z	08/12 →
FORESTER IV 2.0 D AWD	EE20Z	03/13 →
FORESTER IV 2.0 i AWD	FB20	03/13 →
IMPREZA II 1.5	EL15, EL15	06/01 →
IMPREZA II 1.5 AWD	EL15, FB16	10/05 →
IMPREZA II 1.6 AWD	EJ16	12/00 → 06/09
IMPREZA II 2.0 AWD	EJ20	12/00 → 12/07
IMPREZA II 2.0 i R AWD	EJ20	09/05 → 06/07
IMPREZA II 2.5 AWD	EJ25	12/02 → 09/05
IMPREZA II 2.5 i AWD	EJ251	12/02 → 09/05
IMPREZA III 1.5	EL15	02/08 →
IMPREZA III 1.5 AWD	EL15	02/08 →
IMPREZA III 1.5 F	EL15	02/08 → 03/12
IMPREZA III 2.0	EJ204	02/08 →

SUBARU		
IMPREZA III 2.0 D AWD	EJ20Z	01/09 →
IMPREZA IV 1.6 i	FB16, FB16	12/11 → 10/16
IMPREZA IV 1.6 i AWD	FB16, EJ252	12/11 →
IMPREZA IV 2.0	FB20	01/12 →
LEGACY IV 2.5 AWD	EJ25	09/03 → 04/09
LEGACY IV 2.5 i	EJ252, EJ252	05/03 →
LEGACY IV 2.5 i AWD	EJ25	09/07 → 12/09
LEGACY V 2.0 D	EJ20Z	05/09 →
LEGACY V 2.0 D AWD	EE20	01/13 → 12/14
LEGACY V 3.6 AWD	EZ36D	09/09 → 12/14
OUTBACK III 2.0	EJ20Z	09/03 → 10/05
OUTBACK III 2.0 AWD	EJ20Z	09/03 → 10/05
OUTBACK III 2.0 D	EJ20Z	09/08 → 09/09
OUTBACK III 2.5	EJ252, --	09/08 → 09/09
OUTBACK IV 2.0 D AWD	--, EJ20Z	09/09 →

7.6341



04,5

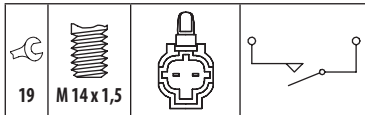
REVERSING LIGHT SWITCHES

Adatt./Suitable:

SUBARU
32005-AA051
32005-AA052
32005-AA053

NEW - ITEM NOW AVAILABLE FROM PRODUCTION

- NUOVO - ARTICOLO ORA DISPONIBILE PER LA VENDITA
- NOUVEAU - ARTICLE DISPONIBLE EN PRODUCTION COURANTE
- NEU - JETZT ZUM VERKAUF VERFÜGBARER ARTIKEL
- NUEVO - ARTICULO AHORA DISPONIBLE EN PRODUCCION



SUBARU		
FORESTER I 2.0	EJ20J	08/97 → 09/02
FORESTER I 2.0 AWD	EJ20Z, EJ20	08/97 → 09/02
FORESTER II 2.0 AWD	EJ20, EJ201	06/02 → 05/05
FORESTER II 2.0 S Turbo AWD	EJ205	09/02 → 05/05
FORESTER II 2.0 X AWD	EJ201, EJ251	06/05 → 05/08
FORESTER II 2.5	EJ251, EJ251	02/02 →
FORESTER II 2.5 AWD	EJ255	12/03 → 05/05
FORESTER II 2.5 RX Nato AWD	EJ251, FB20A	11/02 → 12/08
FORESTER III 2.0	FB20A, EJ20	01/10 → 09/13
FORESTER III 2.0 AWD	EJ20, EJ204	01/08 →
FORESTER III 2.0 BiFuel	EJ204, EJ253	01/09 →
FORESTER III 2.0 D AWD	EE20Z	09/08 → 09/13
FORESTER III 2.5	EJ253, EJ161	01/08 →
FORESTER III 2.5 AWD	EJ25	01/09 → 09/13
FORESTER IV 2.0 D	EJ20Z	08/12 →
FORESTER IV 2.0 D AWD	EE20Z	03/13 →
FORESTER IV 2.0 i AWD	FB20	03/13 →
IMPREZA I 1.6	EJ161, EJ16	01/93 → 12/00
IMPREZA I 1.6 i	EJ16, EJ16	08/92 → 12/00
IMPREZA I 1.6 i AWD	EJ16, EJ18	08/92 → 12/00
IMPREZA I 1.8 AWD	EJ18	01/93 → 10/95
IMPREZA I 1.8 i	EJ18E	11/95 → 06/96
IMPREZA I 1.8 i AWD	EJ18, EJ201	08/92 → 12/00
IMPREZA I 2.0	EJ201	09/96 → 09/00
IMPREZA I 2.0 AWD	EJ20E	12/95 → 12/00
IMPREZA I 2.0 i	EJ201, EJ20	11/95 → 09/00
IMPREZA I 2.0 i 16V AWD	EJ20, EJ20	06/98 → 12/00
IMPREZA I 2.0 i AWD	EJ20, EJ22E	10/95 → 12/00
IMPREZA I 2.2 i	EJ22E, EJ253	11/93 → 08/98
IMPREZA I 2.5 i	EJ253, EL15	11/93 → 08/98
IMPREZA II 1.5	EL15, EL15	06/01 →

SUBARU		
IMPREZA II 1.5 AWD	EL15, EJ16	10/05 →
IMPREZA II 1.6	EJ161	10/00 → 09/06
IMPREZA II 1.6 AWD	EJ16, EJ20	12/00 → 06/09
IMPREZA II 2.0 AWD	EJ20	12/00 → 12/07
IMPREZA II 2.0 i AWD	EJ201	12/00 → 06/09
IMPREZA II 2.0 i R AWD	EJ20, EL15	09/05 → 06/07
IMPREZA II 2.5 AWD	EJ25	03/01 → 09/05
IMPREZA II 2.5 i AWD	EJ251	12/02 → 09/05
IMPREZA III 1.5	EL15, EL15	02/08 →
IMPREZA III 1.5 AWD	EL15, EL15	02/08 →
IMPREZA III 1.5 F	EL15, EE20Z	02/08 → 03/12
IMPREZA III 2.0	EJ204	02/08 →
IMPREZA III 2.0 D AWD	EE20Z, EL154	01/09 →
IMPREZA III 2.0 i AWD	EJ204	01/11 →
IMPREZA III 2.0 R AWD	EJ204	01/08 → 03/12
IMPREZA IV 1.5	EL154	09/08 → 12/11
IMPREZA IV 1.5 [ExtraEU]	EL154	10/05 → 03/07
IMPREZA IV 1.5 BiFuel	EL154, FB16A	01/09 → 03/12
IMPREZA IV 1.6	FB16A, FB16	06/12 → 09/16
IMPREZA IV 1.6 AWD	FB16B	01/15 →
IMPREZA IV 1.6 i	FB16, FB16	12/11 → 10/16
IMPREZA IV 1.6 i AWD	FB16, EJ201	12/11 →
IMPREZA IV 2.0	FB20	01/12 →
IMPREZA IV 2.0 [ExtraEU]	FB20B	08/11 → 12/16
IMPREZA IV 2.0 AWD	FB20B	01/12 →
IMPREZA IV 2.0 BiFuel	EJ204	01/09 → 03/12
LEGACY II 1.8 AWD	EJ18E	05/96 → 09/98
LEGACY II 2.0 i	EJ20EMPI	09/94 → 03/99
LEGACY II 2.0 i 4WD	EJ201, EJ22EMPI	09/94 → 03/99
LEGACY II 2.2	EJ22	07/94 → 11/98
LEGACY II 2.2 i 4WD	EJ22EMPI, EJ25	02/94 → 03/99
LEGACY II 2.5	EJ25D	01/96 → 12/99
LEGACY II 2.5 i 4WD	EJ25D	06/96 → 03/99
LEGACY III 2.0	EJ201	12/98 → 08/03
LEGACY III 2.0 AWD	EJ201	12/98 → 08/03
LEGACY III 2.5	EJ251	10/98 → 08/03
LEGACY III 2.5 AWD	EJ25, EJ25	10/98 → 08/03
LEGACY IV 2.0 AWD	EJ20Z	09/03 → 10/05
LEGACY IV 2.0 D AWD	EE20Z	02/08 → 12/09
LEGACY IV 2.5 AWD	EJ25, EJ252	09/03 → 04/09
LEGACY IV 2.5 i	EJ252, EJ25	05/03 →
LEGACY IV 2.5 i AWD	EJ25, EE20	09/07 → 12/09
LEGACY IV 3.0 R AWD	30D	09/03 → 06/09
LEGACY V 2.0 D	EJ20Z	05/09 →
LEGACY V 2.0 D AWD	EE20, EJ25	09/09 → 12/14
LEGACY V 2.0 i AWD	EJ204	09/09 → 12/14
LEGACY V 2.0 i LPG AWD	EJ204	09/09 → 12/11
LEGACY V 2.5 [ExtraEU]	EJ253	05/09 → 12/14
LEGACY V 2.5 GT AWD	EJ255	07/10 → 12/14
LEGACY V 2.5 i AWD	EJ253	09/09 → 12/14
LEGACY V 3.6 AWD	EZ36D	09/09 → 12/14
OUTBACK II 2.5 AWD	EJ25, EJ252	10/00 → 08/03
OUTBACK III 2.0	EJ20Z	09/03 → 10/05
OUTBACK III 2.0 AWD	EJ20Z	09/03 → 10/05
OUTBACK III 2.0 D	EJ20Z	09/08 → 09/09
OUTBACK III 2.0 D AWD	EE20Z	09/08 → 09/09
OUTBACK III 2.5	EJ252, EJ252	09/08 → 09/09
OUTBACK III 2.5 [ExtraEU]	EJ253	05/09 → 12/14
OUTBACK III 2.5 AWD	EJ252, --	11/03 → 09/09
OUTBACK III 2.5 BiFuel	EJ253	01/10 → 12/14
OUTBACK IV 2.0 D AWD	--, FB16A	09/09 →
OUTBACK IV 2.5 i AWD	EJ253	09/09 →
WRX 2.0 [ExtraEU]	FA20F	06/14 →
XV 1.6 BiFuel	FB16B	03/12 →
XV 1.6 i AWD	FB16A, FB20A	03/12 →
XV 2.0 BiFuel	FB20B	12/11 →
XV 2.0 D AWD	EE20Z	03/12 →
XV 2.0 i AWD	FB20A, G4NA	03/12 →

7.6342



3

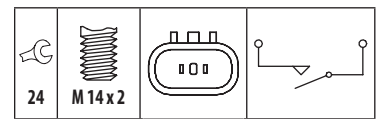

REVERSING LIGHT SWITCHES

Adatt./Suitable:

HYUNDAI
93860-3D000
KIA
93860-3D000

NEW - ITEM NOW AVAILABLE FROM PRODUCTION

- NUOVO - ARTICOLO ORA DISPONIBILE PER LA VENDITA
- NOUVEAU - ARTICLE DISPONIBLE EN PRODUCTION COURANTE
- NEU - JETZT ZUM VERKAUF VERFÜGBARER ARTIKEL
- NUEVO - ARTICULO AHORA DISPONIBLE EN PRODUCCION

**HYUNDAI**

I40 2.0	G4NC	03/12 →
I40 2.0 GDi	G4NA, G4NC	12/14 →
TUCSON 1.6 T-GDi	G4FJ	06/15 →
TUCSON 1.6 T-GDi Trazione integrale	G4FJ	06/15 →

KIA

SPORTAGE IV 1.6 GDI	G4FJ	09/15 →
SPORTAGE IV 1.6 GDI AWD	G4FJ	09/15 →



CROSS REFERENCE LIST OEM/OES

FA-SWI18Q4

- TABELLA COMPARATIVA OEM/OES - TABLE DE COMPARAISON OEM/OES - VERGLEICHSTABELLE OEM/OES - TABLA DE EQUIVALENCIAS OEM/OES

MANUFACTURER
A
ABARTH
ACURA
ALFA ROMEO
ASTON MARTIN
AUDI
B
BENTLEY
BMW
C
CHEVROLET
CHRYSLER
CITROËN
D
DACIA
DAEWOO
DAIHATSU
DODGE
DS
F
FIAT
FORD
FORD USA
FUSO (MITSUBISHI)
G
GENERAL MOTORS
H
HOLDEN
HONDA
HYUNDAI

MANUFACTURER
I
INFINITI
INNOCENTI
ISUZU
IVECO
J
JAGUAR
JEEP
K
KIA
L
LADA
LANCIA
LAND ROVER
LEXUS
M
MAN
MARUTI
MASSEY FERGUSON
MAYBACH
MAZDA
MERCEDES-BENZ
MG
MINI
MITSUBISHI
N
NISSAN
O
OPEL

MANUFACTURER
P
PEUGEOT
PIAGGIO
PORSCHE
R
RENAULT
RENAULT TRUCKS
ROVER
S
SAAB
SAME
SCANIA
SEAT
SKODA
SMART
SSANGYONG
STERLING
SUBARU
SUZUKI
T
TALBOT
TOYOTA
TRW
V
VAUXHALL
VOLVO
VW
Z
ZASTAVA



MANUFACTURER'S NAMES AND PART NUMBERS ARE QUOTED FOR REFERENCE PURPOSE ONLY.

- I nomi dei fabbricanti e i loro numeri sono menzionati unicamente per facilitare la ricerca della nostra corrispondente parte di ricambio.
- Les noms et références des fabricants sont mentionnées seulement pour faciliter la recherche de nos références.
- Die Namen und Teile-Nr. der Hersteller dienen nur zur Erleichterung bei der Suche unserer Teile-Nr.
- Los nombres de los fabricantes y sus códigos sirven únicamente para la individuación de nuestros productos.



CROSS REFERENCE LIST OEM/OES

FA-SWI18Q4

- TABELLA COMPARATIVA OEM/OES - TABLE DE COMPARAISON OEM/OES - VERGLEICHSTABELLE OEM/OES - TABLA DE EQUIVALENCIAS OEM/OES

HYUNDAI	
93860-49600	7.6309
93860-49650	7.6309
94610-73011	7.0017
94750-02000	7.0182
94750-02100	7.0182
94750-02600	7.0014 ^D
94750-02750	7.0014 ^D
94750-11010	7.0017
94750-11102	7.0017
94750-11110	7.0017
94750-21000	7.0017
94750-21010	7.0017
94750-21020	7.0017
94750-21030	7.0017
94750-29000	7.0116
94750-31000	7.0094
94750-35010	7.0094
94750-35020	7.0094
94750-35030	7.0094
94750-37000	7.0195
94750-37100	7.0195
94750-39000	7.0014 ^D
94750-42000	7.0017
94750-45001	7.0014



7.0014
 1

ENGINE OIL PRESSURE WARNING LIGHT SWITCHES

Adatt./Suitable:

ACURA
37240-P13-013
37240-P13-014

BOSCH
0 986 345 004
0 986 345 006
0 986 345 011

HONDA
37240-657-003
37240-657-013
37240-657-305
37240-P13-003
37240-P13-004
37240-P13-013
37240-P13-014
37240-PA6-004
37240-PCX-003

HYUNDAI
94750-02600
94750-02750
94750-39000
94750-45001

KIA
94750 02600
94750 45001

MAZDA
0 222 18 501
0 222 18 501A
0 813 18 501
R 207-18-501
R 207-18-5010

ROVER
GPS124
GPS178
GPS184

SUBARU
25240-KA050
25240-KA100
42995-5500

^Dwithout cable

- senza cavo
- sans câble
- ohne Kabel
- sin cable

^D

				Bar
24	1/8 GAS	M4		0.40

ACURA		
NSX 3.0	C30A3	01/90 ⇄ 08/97
NSX 3.2	C32B2	08/97 ⇄ 12/05
NSX R 3.0	C30A4	01/92 ⇄ 08/97
NSX T 3.0	C30A4	01/95 ⇄ 12/97
HONDA		
ACCORD V 2.3 i SR	H23A3	03/93 ⇄ 01/96
ACCORD V 2.7 i V6 [USA]	--	01/95 ⇄
ACCORD VI 2.2 Type-R	H22A7	02/99 ⇄ 12/02
CIVIC I 1.3 [USA]	--	01/80 ⇄ 12/81
CIVIC II 1.3 [USA]	--	01/81 ⇄ 12/83
CIVIC III DX	--	01/84 ⇄ 12/85

ABARTH

46410523	7.6067
46434553	7.6196
46840510	7.1161
46840511	7.1170
50512681	7.1247
51798630	7.1226
51831054	7.1248
55202374	7.0096
55701395	7.1208
60685431	7.1170
60801906	7.1161
60816501	7.1161
71740080	7.6249
7615564	7.6067
7686344	7.6142
7706596	7.0096

ACURA

35350-SE0-013	7.1062
35600-P21-003	7.6175
35600-PG7-003	7.6094
36750-S84-003	7.1119
36750-SE0-013	7.1044
36750-SMA-013	7.1261
36750-SR3-003	7.1122
37240-634-671	7.0017
37240-P13-013	7.0014
37240-P13-014	7.0014
37240-PD2-003	7.0015
37240-PT0-004	7.0015
37240-PT0-013	7.0015
37240-PT0-023	7.0015
37241-RNA-A01	7.0114

ALFA ROMEO

510 621	7.0005
510 642	7.1001
510 931	7.6001
756 513 5	7.6066
105 00 45 200 00/00	7.1101
105 48 06 323 00/00	7.0007
105 64 64 177 01/00	7.1000
105 64 65 177 01/00	7.1000
113 30 65 177 00/00	7.1049
116 00 13 534 01/00	7.6001
161 36 44 080 01/00	7.1067
164 00 44 045 01/00	7.6066
46410523	7.6067
46421540	7.6143
46433243	7.1108
46434553	7.6196
46530958	7.1069
46742974	7.1179
46742976	7.1170
46752843	7.1159
46840510	7.1161
46840511	7.1170
50512681	7.1247
50520116	7.1247
51713873	7.1179
53378929	7.1247
55202374	7.0096
55203408	7.6142
55233423	7.0163
55354325	7.0141
60501195	7.1001
60501196	7.6001
60504190	7.0005
60506902	7.0007
60513055	7.0085
60515008	7.1049

ALFA ROMEO

60516856	7.0085
60531609	7.1067
60568392	7.0085
60585583	7.1065
60593844	7.0096
60593845	7.0096
60593846	7.0007
60593847	7.0000
60595694	7.0007
60615819	7.1127
60615820	7.1145
60622301	7.1145
60622385	7.1127
60668847	7.1196
60669020	7.1161
60685431	7.1170
60701852	7.1000
60729137	7.6153
60800340	7.6066
60801906	7.1161
60805125	7.1069
60805536	7.0000
60806108	7.6067
60807244	7.0096
60807764	7.0000
60808331	7.6143
60808371	7.0096
60810083	7.1127
60810259	7.6067
60810532	7.1145
60810536	7.1127
60811423	7.6067
60811781	7.6142
60812316	7.6143
60812838	7.1108
60813321	7.0096
60813513	7.1108
60814251	7.6196
60814623	7.1108
60816507	7.1179
71739582	7.6073
71740080	7.6249
7615564	7.6067
7627401	7.1069
7627639	7.1068
7682537	7.1068
7686344	7.6142
7705830	7.0096
82483047	7.1146
82483048	7.1108
K68096437AA	7.0163
K68097162AA	7.6196

ASTON MARTIN

4G43-37-10037	7.1245
---------------	---------------

AUDI

012 919 823 F	7.6195
01E 941 521	7.6099
01E 941 521 A	7.6256
01E 941 521 B	7.6256
021 919 081 C	7.0008
028 919 081 D	7.0108
028 919 081 G	7.0133
028 919 081 H	7.0108
028 919 081 J	7.0133
02A 945 413 C	7.6193
02K 945 415	7.6205
02K 945 415 C	7.6215
02K 945 415 D	7.6215
02K 945 415 E	7.6215

AUDI

02K 945 415 F	7.6215
02K 945 415 G	7.6215
02K 945 415 K	7.6215
02T 945 415	7.6266
02T 945 415 D	7.6266
02T 945 415 L	7.6266
02T 945 415 P	7.6266
02T945415E	7.6266
02T945415K	7.6266
036 919 081 A	7.0139
036 919 081 D	7.0139
037 919 081 B	7.0136
038 919 081 B	7.0134
038 919 081 C	7.0132
038 919 081 F	7.0134
038 919 081 H	7.0132
038 919 081 K	7.0132
038 919 081 M	7.0134
038 919 081 N	7.0095
038 919 081 P	7.0134
03C 919 081	7.0196
03N 919 081	7.0217
04E 919 081 A	7.0192
04L 919 081	7.0204
04L 919 081 A	7.0205
04L 919 081 B	7.0205
056 919 081	7.0045
056 919 081 C	7.0008
056 919 081 E	7.0045
059 919 081 C	7.0190
059 919 081 D	7.0190
059 919 081 E	7.0197
059 919 081 G	7.0190
059 919 081 H	7.0197
068 919 081	7.0046
068 919 081 A	7.0095
068 919 081 C	7.0095
068 919 081 D	7.0046
06A 919 081	7.0134
06A 919 081 A	7.0135
06A 919 081 B	7.0136
06A 919 081 B	7.0135
06A 919 081 D	7.0135
06A 919 081 E	7.0135
06A 919 081 F	7.0135
06A 919 081 J	7.0135
06D 919 031	7.0159
06D 919 081 B	7.0168
06E 919 031	7.0167
06E 919 081 B	7.0185
06E 919 081 C	7.0185
06E 919 081 F	7.0192
06E 919 081 G	7.0190
06H 919 081	7.0192
06H 919 081 A	7.0192
06K 919 081	7.0192
06K 919 081 B	7.0212
078 919 081 A	7.0111
079 919 081	7.0171
079 919 081 D	7.0174
084 941 521	7.6010
191 945 515	7.1055
191 945 515 A	7.1055
191 945 515 B	7.1055
1C0 945 511 A	7.1230
1C0 945 511 A RDW	7.1230
1H0 927 189 A	7.1143
1H0 927 189 D	7.1143
1H0 927 189 E	7.1198
1HM 945 515	7.1055
1J0 927 189	7.1220
1J0 927 189 C	7.1152
1J0 927 189 E	7.1220
1J0 927 189 F	7.1220
1J0 945 511 A	7.1151
1J0 945 511 E	7.1151
1K0 927 810 B	7.1309

AUDI

1K0 927 810 D	7.1309
1K0 927 810 E	7.1309
1K2 945 511	7.1229
1K2 945 511 NAR	7.1229
1K2 945 511 RDW	7.1229
251 941 521	7.6010
3B0 945 511	7.1229
3B0 945 511 B	7.1228
3B0 945 511 B	7.1229
3B0 945 511 C	7.1228
3B0 945 511 C	7.1229
3B0 945 511 D	7.1229
3C0 927 810 B	7.1311
3C0 927 810 C	7.1311
3C0 927 810 D	7.1311
3C0698459A	7.1232
3C0698459B	7.1232
443 945 515	7.1087
4A0 945 515 A	7.1126
5G0 698 459	7.1232
6C0 927 810	7.1337
6C0 927 810 A	7.1337
6K0 945 515	7.1055
6Q0 927 189	7.1220
6Q0 945 511	7.1228
7H0 927 189	7.1220
7L6 945 511	7.1229
8E0 927 189	7.1220
8E0 927 189 B	7.1220
8P0 698 459 A	7.1232
8P0 698 459 B	7.1232
8Z0 945 511	7.1151

BENTLEY

03C 919 081	7.0196
06A 919 081 E	7.0135
06A 919 081 F	7.0135
06K 919 081 B	7.0212
079 919 081 D	7.0174
1K0 945 459 C	7.1232
1K2 945 511	7.1229
3B0 945 511 A	7.1229
3B0 945 511 C	7.1229
5G0 698 459	7.1232
6Q0 945 511	7.1228

BMW

1 710 509	7.0071
12 21 7 06	7.6131
12 61 0 150 684	7.0071
12 61 1 277 591	7.0057
12 61 1 277 642	7.0052
12 61 1 710 509	7.0071
12 61 1 730 160	7.0071
12 61 2 367 061	7.0071
12 61 7 568 480	7.0071
12 61 7 620 512	7.0071
12 61 8 611 273	7.0071
12 77 5 91	7.0057
13 54 2 73	7.0026
13 68 7 86	7.1014
17 10 5 092 A	7.0071
17 30 1 59	7.0071
17 30 5 78	7.0071
2 367 061	7.0071
23 14 0 409 754	7.6131
23 14 1 221 706	7.6131
23 14 1 352 153	7.6029
23 14 1 354 071	7.6029
23 14 1 434 584	7.6131
23 14 7 506 637	7.6131
23 14 7 524 811	7.6131

BMW

23140396403	7.6131
35 00 6 876 896	7.1312
6 876 896	7.1312
6 908 786	7.1215
6 908 787	7.1215
6 928 031	7.1215
6 967 601	7.1215
61 31 0 141 210	7.1314
61 31 0 141 214	7.1215
61 31 0 150 354	7.1215
61 31 0 300 846	7.1215
61 31 0 392 294	7.1215
61 31 0 398 202	7.1215
61 31 0 398 221	7.1215
61 31 0 406 809	7.1215
61 31 0 412 415	7.1215
61 31 1 243 097	7.6214
61 31 1 243 414	7.0026
61 31 1 350 645	7.1014
61 31 1 351 799	7.0007
61 31 1 352 153	7.6029
61 31 1 354 272	7.0026
61 31 1 354 274	7.0026
61 31 1 368 786	7.1014
61 31 1 378 207	7.1058
61 31 1 378 208	7.1058
61 31 1 378 210	7.1123
61 31 1 379 830	7.1014
61 31 1 382 385	7.1081
61 31 4 105 242	7.1215
61 31 4 114 226	7.1215
61 31 4 114 227	7.1215
61 31 6 905 898	7.1314
61 31 6 905 900	7.1314
61 31 6 908 786	7.1215
61 31 6 908 787	7.1215
61 31 6 928 031	7.1215
61 31 6 957 151	7.1215
61 31 6 967 601	7.1215
61 31 8 360 417	7.1081
61 31 8 360 420	7.1058
61 31 8 360 421	7.1110
61 31 8 372 646	7.1215
61 31 8 372 647	7.1215
61 31 9 122 702	7.1314
61 31 9 231 129	7.1314
61 31 9 240 076	7.1312
7 506 637	7.6131
7 524 811	7.6131
7 568 480	7.0071
7 620 512	7.0071
8 372 647	7.1215
8 611 273	7.0071
83 60 4 20	7.1058
83 60 4 21	7.1110
9 240 076	7.1312

CHEVROLET

25180905	7.0096
55202374	7.0096
55354325	7.0141
55571684	7.0141
55577819	7.6323
55581588	7.0183
55583570	7.6323
90245033	7.6073
90336039	7.0069
90482454	7.6073
93190643	7.0183
94580327	7.0173
94580647	7.1050
95368628	7.1251
95368629	7.1264

CHEVROLET

95919314	7.1251
95961350	7.0069
96192077	7.6073
96212027	7.1098
96281689	7.0069
96312343	7.1065
96408134	7.0017
96436331	7.1251
96436332	7.1264
96440925	7.1251
96440926	7.1264
96494264	7.0069
96552789	7.1251
96552790	7.1264
96567247	7.1050
96628564	7.1242
96647339	7.0069
96802844	7.0141
96874570	7.1251
96874571	7.1264
97375663	7.0170

CHRYSLER

43 73 814	7.6127
46410523	7.6067
46434553	7.6196
46840510	7.1161
46840511	7.1170
47 20 599	7.0119
50512681	7.1247
5101495AA	7.1088
55202374	7.0096
55203408	7.6142
55233423	7.0163
68028946AB	7.0132
71740080	7.6249
K68028946AB	7.0132
T0562527	7.1008
T0732507	7.6017
T0771828	7.0075
T0781615	7.1072
T1348032	7.0006

CITROËN

05 013 103 19	7.6153
1131 14	7.0021
1131 82	7.0116
1131 98	7.0096
1131 C7	7.0096
1131 J1	7.0114
1131 J2	7.0145
1131 J5	7.0096
1131 J9	7.0143
1131 K4	7.0187
1131 K5	7.0130
1131 K7	7.0143
1131 K9	7.0199
1131.C5	7.0130
16 064 804 80	7.1213
16 076 799 80	7.1177
16 082 428 80	7.1257
16 086 812 80	7.1247
16 099 242 80	7.6319
16 115 448 80	7.6260
16 132 348 80	7.1177
16 163 159 80	7.0163
16 169 964 80	7.0143
2127 78	7.1219
2127 C7	7.1214
2189 20	7.1210
2189 23	7.1169
2189 24	7.1210

CITROËN

2189 25	7.1249
2257 17	7.6015
2257 29	7.6153
2257 33	7.6108
2257 34	7.6099
2257 42	7.6217
2257 43	7.6218
2257 51	7.6260
2257 52	7.6218
2257 53	7.6217
2257 54	7.6260
2257 55	7.6295
2257 56	7.6249
2257 59	7.6218
2257 62	7.6319
2257 64	7.6067
2257.40	7.6099
2257.41	7.6108
4534 02	7.1007
4534 11	7.1217
4534 17	7.1068
4534 25	7.1147
4534 26	7.1132
4534 27	7.1187
4534 28	7.1192
4534 29	7.1108
4534 32	7.1069
4534 37	7.1184
4534 38	7.1170
4534 39	7.1179
4534 40	7.1197
4534 41	7.1068
4534 43	7.1196
4534 44	7.1194
4534 45	7.1179
4534 48	7.1213
4534 49	7.1179
4534 50	7.1161
4534 51	7.1217
4534 54	7.1212
4534 55	7.1211
4534 56	7.1177
4534 60	7.1147
4534 61	7.1203
4534 62	7.1241
4534 63	7.1213
4534 65	7.1213
4534 67	7.1213K
4534 68	7.1254
4534 70	7.1283
4534 71	7.1286
4534 72	7.1247
4534 74	7.1178
4534.13	7.1009
4534.21	7.1091
4534.52	7.1091
54 224 83	7.1010
54 605 77	7.0020
54 646 65	7.0022
54 908 01	7.0022
6366 F1	7.1208
6552 CZ	7.1066
6552 W5	7.1132
75 454 205	7.6019
75 491 289	7.6019
77 005 917 30	7.6015
77 006 557 87	7.0006
79 100 175 66	7.1009
79 100 339 31	7.1007
91 040 130	7.0021
91 500 881	7.1009
91 514 733	7.6015
91 521 113	7.0021
9152111480	7.0021
95 494 332	7.1010
95 494 812	7.1020

CITROËN

95 495 159	7.0022
96 001 647	7.1009
96 005 949	7.1009
96 018 108	7.6108
96 018 110	7.6099
96 026 617	7.0116
96 040 821	7.1091
96 318 464 80	7.0130
96 346 679 80	7.1194
96 434 788 80	7.1197
96 506 884 80	7.1213
96 528 434 80	7.1210
96 614 775 80	7.0130
96 629 066 80	7.6218
96 629 067 80	7.6217
96 639 283 80	7.1210
96 656 023 80	7.1213
96 703 635 80	7.0199
96 704 305 80	7.1283
96 724 076 80	7.1286
96 746 938 80	7.0203
98 048 694 80	7.1283
98 050 898 80	7.1286
98 182 324 80	7.1283
98 182 325 80	7.1286
AYB 61 4112 A	7.0020
BO 005 521 80	7.1257

DACIA

25 24 011 99R	7.0180
25 24 050 53R	7.0180
25 32 061 70R	7.1292
25 32 551 92R	7.1291
60 01 543 163	7.6096
60 01 543 356	7.0076
60 01 545 330	7.0131
60 01 548 045	7.0189
77 00 414 986	7.1148
77 00 422 630	7.6096
7700417970	7.0131
7700777660	7.0076
82 00 008 194	7.6245
82 00 026 650	7.0151
82 00 062 452	7.0153
82 00 177 718	7.6245
82 00 209 496	7.6271
82 00 276 359	7.1224
82 00 276 360	7.1223
82 00 276 361	7.1227
82 00 359 629	7.0179
82 00 359 633	7.0181
82 00 671 272	7.0178
82 00 671 274	7.0189
82 00 671 275	7.0181
82 00 671 278	7.0153
82 00 671 279	7.0151
82 00 671 285	7.0076
82 00 671 286	7.0131
82 00 673 257	7.0180
82 00 739 369	7.0178
82 00 771 472	7.6271
82 00 824 067	7.0178

DAEWOO

0055429017	7.0098
37830A82010-000	7.0017
6615423117	7.0098
8571005020X	7.1044
8571005030X	7.1044
90196375	7.1050
90245033	7.6073
90336039	7.0069

DAEWOO

94580327	7.0173
94580647	7.1050
95368628	7.1251
95368629	7.1264
95919314	7.1251
95961350	7.0069
96192077	7.6073
96212027	7.1098
96281689	7.0069
96312343	7.1065
96408134	7.0017
96436331	7.1251
96436332	7.1264
96440925	7.1251
96440926	7.1264
96494264	7.0069
96552789	7.1251
96552790	7.1264
96567247	7.1050
96628564	7.1242
96647339	7.0069
96874570	7.1251
96874571	7.1264

DAIHATSU

83530-05010	7.0114
83530-1403	7.0017
83530-14030-000	7.0017
83530-28020	7.0114
83530-3006	7.0016
83530-30060-000	7.0016
83530-60020	7.0114
83530-6003	7.0016
83530-60030-000	7.0016
83530-8710	7.0016
83530-87102	7.0016
83530-87103-000	7.0016
83530-8720	7.0016
83530-87201-000	7.0016
83530-87205-000	7.0016
83530-8770	7.0016
83530-8770	7.0017
83530-87702	7.0016
83530-87702-000	7.0016
83530-87703-000	7.0016
83530-87705	7.0017
83530-87705-000	7.0017
83530-9720	7.0016
83530-97201	7.0016
83530-97201-000	7.0016
83530-97202	7.0016
83530-9740	7.0016
83530-97401	7.0016
83530-97401-000	7.0016
84210-12040	7.6111
84210-8720	7.6221
84210-87209-000	7.6221
84210-9720	7.6220
84210-97201-000	7.6220
84340-69075	7.1254
84340-87202	7.1028
84340-8740	7.1017
84340-87401-000	7.1017
84340-8760	7.1027
84340-87601-000	7.1027
84340-87602-000	7.1027
84340-87603-000	7.1027
84340-B201	7.1178
84340-B2010	7.1178
84340-B2010-000	7.1178
84520-42010	7.1257

DODGE

68028946AB	7.0132
K68028946AB	7.0132

DS

1131 K5	7.0130
1131.C5	7.0130
2189 20	7.1210
2189 24	7.1210
2257 52	7.6218
2257 53	7.6217
2257 59	7.6218
4534 65	7.1213
453470	7.1283
96 746 938 80	7.0203
98 048 694 80	7.1283
98 182 324 80	7.1283

FIAT

1320175080	7.1147
1326102080	7.1147
1353708080	7.1241
31331116	7.1101
33331115	7.0027
4067916	7.1000
4115020	7.6035
4124209	7.1000
4133922	7.0000
4143258	7.6001
4151243	7.0001
4151564	7.0001
4151890	7.0004
4152127	7.0001
4165210	7.1101
4173783	7.6124
4177122	7.1000
4177124	7.1000
4209632	7.6000
4220470	7.1000
4220471	7.1000
4249594	7.0000
4296603	7.0003
4298311	7.0000
4304418	7.0001
4305685	7.0001
4345643	7.1000
4345645	7.1000
4414583	7.0000
4414599	7.0000
4415441	7.6002
4418600	7.6031
4422049	7.0000
4425340	7.6002
4431182	7.0001
4443505	7.6002
4444650	7.0003
4444651	7.0004
4459907	7.0000
4473333	7.0001
46410523	7.6067
46410524	7.6142
46420838	7.0096
46421540	7.6143
46423232	7.1107
46433243	7.1108
46434553	7.6196
46472027	7.0143
46512059	7.1157
46519703	7.1108
46530958	7.1069
46541912	7.1107
46543839	7.1069

FIAT

46742766	7.1069
46742974	7.1179
46742976	7.1170
46752843	7.1159
46760767	7.1153
46785168	7.1000
46817710	7.6239
46834703	7.1170
46837391	7.1203
46840510	7.1161
46840511	7.1170
4746907	7.0103
4746908	7.0123
4846676	7.6117
4856030	7.1250
4859913	7.0096
4859914	7.0096
4998770	7.0001
50008757	7.0096
500312468	7.0096
500319244	7.1069
500365771	7.1157
504026706	7.0129
504310254	7.0129
50512681	7.1247
50520116	7.1247
51713873	7.1179
51742745	7.1209
51798630	7.1226
51824727	7.1249
51831054	7.1248
53378929	7.1247
5428649	7.0000
5495159	7.0022
55189236	7.6142
55189238	7.6239
55202374	7.0096
55203408	7.6142
55233423	7.0163
553321200	7.0016
553321205	7.0016
55354325	7.0141
5556508	7.0000
55701395	7.1208
55701396	7.1207
5801891612	7.0129
5927407	7.0001
5932478	7.6031
5954516	7.1049
5964877	7.1049
5977316	7.6000
5994949	7.6000
5997492	7.6038
60593844	7.0096
60593845	7.0096
60662905	7.1108
60668847	7.1196
60685431	7.1170
60801906	7.1161
60801959	7.1179
60808371	7.0096
60814251	7.6196
60816500	7.1170
60816501	7.1161
60816507	7.1179
631331116	7.1101
633331115	7.0027
6553306205	7.0016
6553321200	7.0016
6553321205	7.0016
71719525	7.6073
71728934	7.6218
71739582	7.6073
71740022	7.6249
71740080	7.6249
71742586	7.6219

FIAT

71742588	7.1212
71742590	7.0035
71745445	7.6073
71746722	7.1207
71749462	7.0096
73503780	7.6249
7547921	7.0001
75491289	7.6019
7565135	7.6066
7579681	7.6065
7580599	7.6038
7588520	7.6067
7615564	7.6067
7619027	7.1066
7619028	7.1067
7619084	7.1067
7627401	7.1069
7627639	7.1068
7628231	7.1076
7674086	7.6065
7681395	7.0096
7682536	7.1069
7682537	7.1068
7686344	7.6142
7696882	7.6065
7705830	7.0096
7706596	7.0096
7710824	7.0097
7711531	7.6143
7782396	7.1107
82304822	7.1000
82366629	7.6002
82380085	7.0003
82416970	7.1049
82419960	7.1067
82444120	7.1067
82444707	7.1077
82483047	7.1146
82483048	7.1108
9150103780	7.1213
91514733	7.6015
93155716	7.6147
93190310	7.6102
9601810880	7.6108
9601811080	7.6099
9604082180	7.1091
9606177280	7.1132
9609352480	7.6099
9618305780	7.0116
9619403780	7.1217
9619403980	7.1132
9622578880	7.1187
9631846480	7.0130
9633875580	7.6218
9633875680	7.6217
9639888380	7.1192
9643184680	7.1184
9650688480	7.1213
9653868380	7.1217
9653868480	7.1091
9659173880	7.0145
9659869680	7.6218
9659870380	7.6217
9662906680	7.6218
9662906780	7.6217
9665602380	7.1213
98442879	7.0129
98469129	7.0000
K68070741AA	7.0096
K68096437AA	7.0163
K68096456AA	7.0096
K68097162AA	7.6196
K68110115AA	7.6196
K68275324AA	7.0096

FORD		FORD		FORD		FORD	
0 409 160	7.0011	1 486 742	7.0130	3S71-9279-A	7.0145	71BG-15520-EA	7.6007
1 009 542	7.0108	1 495 877	7.1230	3S7T-15520-AA	7.6267	74DT-7A247-GD	7.6243
1 018 344	7.1140	1 514 133	7.6266	3S7T-15520-AB	7.6267	76BG-15520-AA	7.6007
1 024 901	7.1171	1 535 416	7.0096	4 103 736	7.0148	76BG-15520-AB	7.6007
1 027 970	7.0011	1 537 902	7.6283	4 132 108	7.0016	76BG-15520-AIB	7.6007
1 029 819	7.6212	1 541 096	7.6142	4 132 124	7.6225	77FG-15520-AA	7.6006
1 038 624	7.1055	1 543 231	7.1161	4 176 807	7.0156	78GB-09278-AB	7.0082
1 044 350	7.1055	1 549 872	7.1248	4 176 808	7.0148	78VB-15520-AA	7.6008
1 044 902	7.1142	1 551 610	7.6250	4 496 964	7.6231	7E5T-9G854-AA	7.1247
1 044 903	7.1143	1 560 050	7.1248	4 526 441	7.6265	7T4Z-13480-AA	7.1245
1 053 881	7.0145	1 565 244	7.1161	4 699 549	7.0148	81AB-9278-AA	7.0011
1 053 882	7.0145	1 570 724	7.6225	4 813 418	7.6231	81AB-9278-BA	7.0011
1 062 670	7.1111	1 572 591	7.1003	4 832 217	7.1231	81AE-9278-BA	7.0011
1 066 389	7.1171	1 575 571	7.6008	4 832 219	7.1237	82GB-13480-AA	7.1041
1 066 391	7.1140	1 590 786	7.1170	4 838 697	7.1245	86AB-9278-BA	7.0011
1 066 811	7.0011	1 594 968	7.1248	4C1T-15520-AA	7.6265	86AB-9278-BB	7.0011
1 070 613	7.1230	1 604 918	7.1041	4C1T-15520-AB	7.6265	86FG-15520-AA	7.6107
1 084 764	7.0145	1 610 486	7.6007	4M5T-7C534-AA	7.1221	86GB-9278-AB	7.0021
1 087 523	7.6242	1 610 487	7.6007	5L84-15520-AA	7.6231	86GT-7A247-AA	7.6251
1 088 170	7.1111	1 626 244	7.0082	5L8Z-15520-AA	7.6231	87DT-7A247-AIA	7.6250
1 094 738	7.0133	1 646 357	7.0021	6 005 474	7.6007	88VB-15520-AA	7.6149
1 094 739	7.0135	1 647 828	7.0011	6 031 219	7.6006	89FG-15520-AB	7.6107
1 095 149	7.0145	1 652 164	7.6007	6 033 136	7.6007	8L84-15520-AA	7.6231
1 096 320	7.0147	1 654 978	7.6107	6 039 985	7.6243	8T4T-9G854-AA	7.1245
1 096 415	7.6321¹	1 669 963	7.0108	6 080 608	7.0011	8T4Z-13480-A	7.1245
1 100 767	7.0134	1 669 964	7.0095	6 086 163	7.0011	8T4Z-13480-AFC	7.1245
1 108 751	7.1230	1 669 989	7.0046	6 088 639	7.1003	90AB-9278-AA	7.0011
1 108 770	7.1220	1 677 533	7.1237	6 089 985	7.1041	90AB-9278-AB	7.0011
1 108 808	7.0132	1 803 502	7.6242	6 090 246	7.0031	92AB-13480-AA	7.1112
1 112 601	7.6212	1 805 255	7.6267	6 154 096	7.6008	92AB-13480-AB	7.1112
1 116 647	7.0146	1 805 256	7.6265	6 159 370	7.6250	92BB-9278-AA	7.0011
1 119 746	7.6266	1 820 183	7.1247	6 163 243	7.0031	92DT-7A247-AA	7.6250
1 119 830	7.1111	1 953 653	7.0042	6 170 902	7.0011	92FG-15520-A2A	7.6107
1 137 034	7.6212	1 953 654	7.0042	6 177 482	7.6250	92VB-9278-AA	7.0031
1 143 409	7.1140	1 953 659	7.1304	6 178 267	7.6149	93BB-13480-AF	7.1111
1 145 966	7.0130	1 957 276	7.6115	6 199 395	7.6107	93BB-13480-BB	7.1111
1 206 977	7.0132	1 961 085	7.0042	6 321 230	7.6251	93BB-13480-BC	7.1111
1 209 514	7.1220	1 961 429	7.6115	6 499 475	7.0011	93BB-9C872-BC	7.1139
1 211 023	7.1230	1697669	7.1220	6 513 125	7.0011	94BB-7C534-AC	7.1140
1 213 353	7.6266	1M21-15520-AA	7.6266	6 539 971	7.0011	94BB-9C872-AC	7.1137
1 223 089	7.1271	1M21-9278-AA	7.0132	6 548 268	7.6250	95BB-7C534-AC	7.1171
1 223 097	7.1231	1M21-9278-BA	7.0135	6 594 470	7.6107	95FB-7C534-AA	7.1188
1 224 326	7.1237	1S7A-9278-AA	7.0146	6 703 036	7.0031	95VW-13480-AA	7.1055
1 224 852	7.0133	1S7T-13480-AA	7.1111	6 707 668	7.1139	95VW-13480-BA	7.1055
1 224 914	7.0134	1U5T-9278-AA	7.0156	6 716 335	7.0011	95VW-13480-BB	7.1055
1 226 188	7.0146	1U5T-9278-BA	7.0148	6 772 962	7.1111	95VW-9278-AA	7.0046
1 227 274	7.6267	2S6Q-9278-AA	7.0130	6 800 511	7.1112	95VW-9278-BA	7.0108
1 227 338	7.1271	2S6Q-9278-AB	7.0130	6 871 978	7.6107	95VW-9278-CA	7.0095
1 227 339	7.1231	3 024 539	7.0017	6 908 895	7.1111	95VW-9278-DA	7.0133
1 227 340	7.1237	3 027 948	7.0148	6 992 957	7.1188	95VW-9278-EA	7.0135
1 230 986	7.1221	3 240 239	7.0023	666R-15520-AA	7.6272	95VW-9E740-AA	7.1142
1 309 298	7.0145	3 248 349	7.0023	6G9T-11A152-AA	7.1236	95VW-9E740-AB	7.1142
1 343 269	7.1221	3 321 765	7.6243	6M21-13480-AA	7.1230	95VW-9E740-BA	7.1143
1 363 198	7.0145	3 405 684	7.1175	6M21-15520-AA	7.6266	95VW-9E740-BB	7.1143
1 363 512	7.0146	3 405 685	7.1176	6M21-9278-DA	7.0133	97FG-15520-AA	7.6212
1 371 947	7.0056	3 466 716	7.0011	6M21-9278-EA	7.0108	97FG-15520-AB	7.6212
1 374 390	7.1112	3 553 091	7.0156	6M21-9E740-AA	7.1220	97FG-15520-AC	7.6212
1 381 509	7.6272	3 590 146	7.6225	6M21-9E740-BA	7.1220	97FG-15520-AD	7.6212
1 383 960	7.6212	3 600 688	7.0017	6M2T-15520-AA	7.6242	98AB-7C534-AA	7.1171
1 406 051	7.6267	3 780 409	7.6225	6M2T-15520-BA	7.6267	98AB-7C534-BA	7.1140
1 414 897	7.0011	3 922 097	7.1169	6M5G-9278-AA	7.0056	98AB-9278-A1A	7.0145
1 424 244	7.1230	3 999 356	7.6225	6S6T-15520-AA	7.6283	98AB-9278-AA	7.0145
1 428 055	7.0135	3M21-9278-AA	7.0133	6U5T-9278-BA	7.0148	98AB-9278-BA	7.0147
1 433 084	7.6242	3M51-9278-AA	7.0146	6U5Z-9278-L	7.0148	98AB-9278-CA	7.0145
1 435 339	7.6283	3M51-9278-AB	7.0146	6W83-13480-AB	7.1247	98FB-9278-AA	7.0011
1 438 727	7.6266	3M5T-11A152-AA	7.1271	7 029 401	7.1111	98VW-13480-AA	7.1230
1 439 597	7.6266	3M5T-11A152-AB	7.1271	7 029 402	7.1140	9M5T-15520-AA	7.6283
1 439 868	7.1236	3M5T-13480-AA	7.1231	7 029 403	7.1171	9S51-13480-AA	7.1161
1 441 361	7.6242	3M5T-13480-AB	7.1231	7 029 405	7.1139	9S51-13K198-AA	7.1161
1 444 282	7.6267	3M5T-13480-AC	7.1231	7 029 406	7.1137	9S51-15520-AA	7.6142
1 451 281	7.1230	3M5T-7C534-AB	7.1221	7 072 644	7.0119	9S51-7C534-AB	7.1248
1 457 399	7.1220	3M5T-9C872-AA	7.1237	7 215 734	7.1055	9S51-7C534-BA	7.1248
1 461 586	7.6265	3M5T-9C872-AB	7.1237	7 262 702	7.1142	9S51-7C534-AC	7.1170
1 469 773	7.0133	3M5T-9C872-AC	7.1237	7 291 993	7.1143	9S51-9278-AA	7.0096
1 469 774	7.0108	3S71-9278-AA	7.0145	71BB-13480-AC	7.1003	AA6T-9C872-AA	7.1237
1 478 163	7.1003	3S71-9278-AB	7.0145	71BB-13480-AD	7.1003	BJ32-9C872-AA	7.1237

FORD

CM5T-15520-AA	7.6242
CM5T-15520-BA	7.6267
CM5T-15520-CA	7.6265
CS51-13480-AA	7.1247
D0HZ-9278-A	7.0011
D27Z-13480-A	7.1006
D4AZ-9278-A	7.0011
D5AF-9278-AA	7.0011
E0AP-7A247-A2B	7.6243
E0RZ-13480-A	7.1003
E53Z-9278-A	7.0016
E5RY-13480-A	7.1041
E7GZ-9278-A	7.0016
E9BZ-9278-A	7.0017
EX53-13480-AB	7.1245
F32Z-13480-A	7.1175
F32Z-13480-B	7.1176
F4BZ-9278-A	7.0035
F52Z-9278-AA	7.0035
F5RZ-13480-A	7.1111
F8AF-9278-AA	7.0156
F8AF-9278-BB	7.0148
GA2B-66490	7.1176
GPLA-9G854-AA	7.1245
HK83-9G854-AA	7.1245
UH71 66490	7.1017
V94DD-9278-AA	7.0119
XM21-9278-BA	7.0132
XM34-13480-BA	7.1169
XM34-15520-AC	7.6225
XM34-7G072-DA	7.6225
XM34-9278-BA	7.0017
XM34-9278-CA	7.0016
XS4T-15520-AA	7.6242
XS4T-15520-AB	7.6242
YC1T-15520-BB	7.6321 ¹
YM21-13480-BA	7.1230
YM21-13480-BC	7.1230
YM21-13480-BD	7.1230
YM21-13480-CA	7.1230
YM21-15520-AA	7.6266
YM21-9E740-AA	7.1220
YM21-9E740-AB	7.1220
YS4Z-13480-AA	7.1111

FORD USA

1 343 269	7.1221
1 363 198	7.0145
1 363 512	7.0146
1 439 868	7.1236
1 570 724	7.6225
1 805 256	7.6265
1.805 255	7.6267
3 466 716	7.0011
3 600 688	7.0017
3 922 097	7.1169
3 999 356	7.6225
3M51-9278-AB	7.0146
3S71-9278-AB	7.0145
4 132 108	7.0016
4 832 217	7.1231
4 832 219	7.1237
4M5T-7C534-AA	7.1221
6G9T-11A152-AA	7.1236
8T4Z-13480-AFC	7.1245
CM5T-15520-BA	7.6267
CM5T-15520-CA	7.6265
D5AF-9278-AA	7.0011
XM34-13480-BA	7.1169
XM34-15520-AC	7.6225
XM34-7G072-DA	7.6225
XM34-9278-BA	7.0017
XM34-9278-CA	7.0016

FUSO (MITSUBISHI)

MD-138993	7.0035
ME-581047	7.6202

GENERAL MOTORS

9 149 765	7.1162
9 149 766	7.1163
9 185 907	7.1207
9 213 767	7.1273
08 947 057	7.6012
08 954 566	7.0023
08 969 775	7.6013
09 185 906	7.1208
09109724	7.1012
12 846 100	7.6323
13 118 574	7.1205
13 173 407	7.1205
13 178 792	7.1208
24 459 626	7.6254
24 461 314	7.0162
24 461 315	7.0141
25 180 905	7.0096
30 520 357	7.0006
55 202 374	7.0096
55 203 408	7.6142
55 233 423	7.0163
55 354 325	7.0141
55 354 378	7.0069
55 577 819	7.6323
55 581 588	7.0183
55 583 570	7.6323
55 701 395	7.1208
55 701 396	7.1207
74 413 02	7.0037
89 545 66	7.0023
9 132 299	7.1155
9 160 984	7.1148
9 161 022	7.6151
9 175 172	7.1181
9 175 185	7.1156
9 197 391	7.1112
9 204 032	7.6219
9 209 772	7.1273
90 059 581	7.1083
90 059 582	7.1083
90 069 100	7.6011
90 196 375	7.1050
90 225 230	7.6071
90 240 259	7.0070
90 243 815	7.1065
90 244 648	7.1065
90 245 033	7.6073
90 245 780	7.1065
90 307 473	7.1098
90 335 039	7.0069
90 336 039	7.0069
90 337 100	7.6109
90 337 607	7.1086
90 337 836	7.0086
90 355 907	7.1082
90 458 542	7.1081
90 458 543	7.1123
90 460 326	7.1163
90 482 454	7.6073
90 492 444	7.1123
90 494 519	7.1110
90 504 499	7.1050
90 507 539	7.0069
90 534 902	7.0141
90 563 455	7.1081
90 569 684	7.0069
90 569 685	7.1110
91 08 194	7.0131
91 10 231	7.0076
91 112 377	7.0017

GENERAL MOTORS

91 166 991	7.1150
91 167 519	7.6096
91 85 908	7.6249
9109725	7.6017
9120784	7.1075
93 160 284	7.0151
93 161 462	7.6245
93 175 295	7.0071
93 177 490	7.0096
93 180 245	7.0166
93 190 643	7.0183
93 192 725	7.0076
93 193 582	7.0096
93 193 712	7.0017
93 194 931	7.1212
93 197 098	7.0166
93 197 675	7.1225
93 197 677	7.1224
93 198 166	7.0178
93 198 196	7.0151
93 198 197	7.0131
93 318 082	7.0069
93 851 952	7.1223
93 852 863	7.1149
93 868 387	7.1332
93 868 388	7.1223
93 868 389	7.1291
94 021 127	7.0016
94 024 702	7.6078
94 109 863	7.1044
94 118 754	7.1304
94 118 755	7.0015
94 123 390	7.0061
94 149 427	7.6078
94 156 643	7.0061
94 156 821	7.1026
94 312 940	7.0015
94 362 930	7.1304
94 464 566	7.6078
94 580 327	7.0173
94 580 647	7.1050
94 840 335	7.1017
94 840 339	7.6087
94 841 821	7.0035
94 845 488	7.0016
94 846 169	7.0035
94 847 544	7.0016
94 848 874	7.6111
94 849 185	7.1017
94 850 706	7.1053
94 851 293	7.0016
94 851 307	7.1017
94 854 295	7.0114
95 368 628	7.1251
95 368 629	7.1264
95 507 458	7.6271
95 508 026	7.1287
95 508 027	7.1258
95 509 636	7.1247
95 510 056	7.1226
95 512 141	7.6196
95 512 169	7.6067
95 514 760	7.1223
95 515 260	7.6271
95 515 589	7.0035
95 516 088	7.6245
95 961 350	7.0069
96 052 137	7.1006
96 052 138	7.0017
96 053 621	7.0017
96 058 578	7.6155
96 058 582	7.1169
96 060 480	7.6119
96 063 091	7.1105
96 063 852	7.6159
96 063 853	7.6155

GENERAL MOTORS

96 063 855	7.6119
96 068 067	7.6119
96 212 027	7.1098
96 440 925	7.1251
96 440 926	7.1264
96 494 264	7.0069
96 567 247	7.1050
96 628 564	7.1242
96 802 844	7.0141
96 874 570	7.1251
96 874 571	7.1264
97 028 167	7.6149
97 113 439	7.6078
97 138 635	7.6078
97 375 663	7.0170
98 013 014	7.0015
M-54008	7.0037
M-54013	7.0037
M-54017	7.0037

HOLDEN

2524089910	7.0015
2524089915	7.0042
2524089920	7.0042
2532075A00	7.1304
3200551A00	7.6116
3200551A10	7.6116
3761060B01	7.6119
3761070B11	7.6119
3761080023	7.6121
3761082001	7.6159
3761082002	7.6159
3774060D00	7.1169
3774060D01	7.1169
3774066010	7.1006
3782082001	7.0017
7441302	7.0037
8353014060	7.0114
8353030050	7.0016
8353030051	7.0016
8353030080	7.0035
8353030090	7.0114
8421012040	7.6111
8434030030	7.1017
8434030040	7.1017
8434032030	7.1169
8434032050	7.1089
8434032090	7.1089
8434032110	7.1090
8941098630	7.1044
8941187541	7.1304
8941233900	7.0061
8941566430	7.0061
8943129400	7.0015
8943629300	7.1304
8944537970	7.0065
8954566	7.0023
8971134390	7.6078
8971134391	7.6078
8971376550	7.6078
8971386350	7.6078
90059582	7.1083
90069100	7.6011
90196375	7.1050
90307473	7.1098
90336039	7.0069
90355907	7.1082
90482454	7.6073
90507539	7.0069
9827202092	7.0016

HONDA	
28700-PHR-003	7.6246
28700-PWL-003	7.6246
28700-PWL-013	7.6246
28700-ROZ-003	7.6326
28700-ROZ-013	7.6326
35350-634-003	7.1026
35350-S04-003	7.1089
35350-S5A-J01	7.1178
35350-S5A-J02	7.1281
35350-S5A-J03	7.1178
35350-S5A-J04	7.1178
35350-SAA-003	7.1178
35350-SAA-013	7.1178
35350-SE0-003	7.1062
35350-SE0-013	7.1062
35350-SE0-A01	7.1062
35350-SE0-A02	7.1062
35350-SE0-A03	7.1062
35350-SK3-G01	7.1092
35350-SK4-E00	7.1092
35350-SK4-E01	7.1092
35350-SMA-003	7.1178
35350-SMA-013	7.1178
35600-689-003	7.6093
35600-P20-003	7.6174
35600-P21-003	7.6175
35600-PA5-003	7.6094
35600-PA5-013	7.6094
35600-PB1-003	7.6093
35600-PBW-003	7.6247
35600-PD2-003	7.6094
35600-PE0-013	7.6094
35600-PE1-951	7.6094
35600-PG7-003	7.6094
35600-PK5-003	7.6135
35600-PL3-013	7.6094
36750-S5A-J01	7.1261
36750-S5A-J02	7.1261
36750-S74-D00	7.1119
36750-S84-003	7.1119
36750-SDA-A01	7.1261
36750-SDA-A02	7.1261
36750-SE0-003	7.1044
36750-SE0-013	7.1044
36750-SEA-003	7.1119
36750-SJA-003	7.1261
36750-SJA-013	7.1261
36750-SMA-003	7.1261
36750-SMA-013	7.1261
36750-SR3-003	7.1122
37240-634-671	7.0017
37240-657-003	7.0014
37240-657-013	7.0014
37240-657-305	7.0014
37240-P13-003	7.0014
37240-P13-004	7.0014
37240-P13-013	7.0014
37240-P13-014	7.0014
37240-P2F-A01	7.0015
37240-PST-G00	7.0091
37240-PST-G01	7.0071
37240-PA6-004	7.0014
37240-PCX-003	7.0014
37240-PD2-003	7.0015
37240-PD2-004	7.0015
37240-PHM-003	7.0114
37240-PLZ-D00	7.0015
37240-PT0-003	7.0015
37240-PT0-004	7.0015
37240-PT0-013	7.0015
37240-PT0-014	7.0015
37240-PT0-023	7.0015
37241-RNA-A01	7.0114

HYUNDAI	
0KY03-17640A	7.6206
43869-23000	7.6308
93170-23000	7.6311
93170-86111	7.6318
93810-1C100	7.1169
93810-1C800	7.1294
93810-21000	7.1057
93810-21001	7.1057
93810-21100	7.1057
93810-21101	7.1057
93810-22100	7.1169
93810-24000	7.1057
93810-28000	7.1169
93810-29100	7.1166
93810-2E000	7.1300
93810-2H000	7.1294
93810-32000	7.1125
93810-32001	7.1125
93810-38000	7.1300
93810-38100	7.1294
93810-38110	7.1294
93810-3K000	7.1294
93820-73012	7.1022
93840-0B000	7.1289
93840-23900	7.1167
93840-24000	7.1167
93840-24100	7.1167
93840-25300	7.1289
93840-25301	7.1289
93840-26000	7.1297
93840-2D000	7.1298
93840-2D010	7.1298
93840-2E000	7.1289
93840-2E010	7.1297
93840-2H100	7.1298
93840-31000	7.1057
93840-37000	7.1174
93840-38000	7.1296
93840-3K000	7.1297
93840-3Z000	7.1302
93840-H1020	7.1174
93840-M1000	7.1174
93860 02501	7.6313
93860-02001	7.6211
93860-02002	7.6211
93860-02003	7.6211
93860-02010	7.6211
93860-02510	7.6313
93860-14500	7.6047
93860-31100	7.6047
93860-36100	7.6084
93860-39000	7.6235
93860-39001	7.6235
93860-39002	7.6235
93860-39003	7.6327
93860-39011	7.6327
93860-39012	7.6327
93860-39900	7.6231
93860-3A001	7.6315
93860-3D000	7.6342
93860-49600	7.6309
93860-49650	7.6309
94610-73011	7.0017
94750-02000	7.0182
94750-02100	7.0182
94750-02600	7.0014 ^D
94750-02750	7.0014 ^D
94750-11010	7.0017
94750-11102	7.0017
94750-11110	7.0017
94750-21000	7.0017
94750-21010	7.0017
94750-21020	7.0017
94750-21030	7.0017
94750-29000	7.0116
94750-31000	7.0094

HYUNDAI	
94750-35010	7.0094
94750-35020	7.0094
94750-35030	7.0094
94750-37000	7.0195
94750-37100	7.0195
94750-39000	7.0014 ^D
94750-42000	7.0017
94750-45001	7.0014
HK938 310	7.6322
HK938 320	7.6316

INFINITI	
25240-00Q0A	7.0178
25240-4M400	7.0166
25240-4M40E	7.0166
25240-70J00	7.0042
25300-AT300	7.1265
25300AT30A	7.1265
25320-21P00	7.1304
25320-4M400	7.1165
25320-5DA0A	7.1215
25320-AX00B	7.1202
32005-70E00	7.6140
32005-HG00A	7.6253

INNOCENTI	
46410523	7.6067
5556508	7.0000
60593845	7.0096
633331115	7.0027
6553306205	7.0016
6553321200	7.0016
7580599	7.6038
7619027	7.1066
7627639	7.1068

ISUZU	
5-82440-005-0	7.6078
5-82440-015-0	7.1026
5-86202-759-0	7.1062
5-86202-824-0	7.1122
5-86202-831-0	7.0015
8-90336-039-0	7.0086
8-94109-863-0	7.1044
8-94118-754-0	7.1304
8-94118-754-1	7.1304
8-94118-755-0	7.0015
8-94123-390-0	7.0061
8-94156-643-0	7.0061
8-94312-940-0	7.0015
8-94362-930-0	7.1304
8-94411-366-0	7.6078
8-94411-366-1	7.6078
8-94453-797-0	7.0065
8-94464-566-0	7.6078
8-97028-167-0	7.6149
8-97113-439-0	7.6078
8-97138-635-0	7.6078
8-97165-951-0	7.6078
8-97375-663-0	7.0170
8-98013014-0	7.0015
9-48418-21	7.0035
9-82720-209-2	7.0016
9-94120-250-0	7.1026

IVECO	
4067916	7.1000
4124209	7.1000
4151564	7.0001
4173783	7.6124
4345645	7.1000
4746907	7.0103
4746908	7.0123
4846676	7.6117
4856030	7.1250
4859914	7.0096
500026710	7.1069
500319244	7.1069
500335678	7.6258
500356061	7.0129
500365771	7.1157
503646727	7.6258
504026706	7.0129
504071557	7.0129
504156184	7.1000
504310254	7.0129
5801366985	7.1247
5801472603	7.6258
5801491456	7.1245
5801891612	7.0129
93155716	7.6147
93190310	7.6102
98442879	7.0129
98469129	7.0000

JAGUAR	
02C 2541414	7.0145
AJ8 13129	7.0146
AJ8 3344	7.0148
C2C 18352	7.1237
C2P 14525	7.1247
C2P 3763	7.1247
C2S 22710	7.6242
C2S 30972	7.0145
C2S 3680	7.1111
C2S 3682	7.1140
C2S 3683	7.1171
C2S 3685	7.1137
C2S 41414	7.0145
C2S 42664	7.0148
C2S 44687	7.6267
C2S 44848	7.6242
C2S 44974	7.1231
C2S 45412	7.6267
C2S 46705	7.1231
C2S 46706	7.1237
C2S 52255	7.0148
C42200	7.0027
LHD 5642AA	7.0027
T2H 10001	7.1245
T2H 8456	7.1245
T2R 2764	7.1245
XR8 29087	7.0148
XR8 37704	7.6131
XR8 6412	7.6131

JEEP	
46410523	7.6067
46434553	7.6196
50512681	7.1247
55202374	7.0096
55233423	7.0163
55256909	7.0163
55275013	7.0096
60814251	7.6196
68028946AA	7.0132
68028946AB	7.0132

JEEP

7705830	7.0096
K05099770AA	7.6339
K68028946AA	7.0132
K68028946AB	7.0132
K68070741AA	7.0096
K68089074AA	7.6339
K68096437AA	7.0163
K68096456AA	7.0096
K68097162AA	7.6196
K68110115AA	7.6196
K68148354AA	7.0141
K68275173AA	7.0163
K68275324AA	7.0096
K68329323AA	7.0141

KIA

OB001 66490B	7.1017
OB001-66-490C	7.1017
OK201-17-640	7.6198
OK20C-66-490A	7.1044
OK30A 17640	7.6309
OK71E 18501	7.0035
OK900-18-501	7.0035
OK900-18-501A	7.0035
OK900-18-501C	7.0035
OK901 18501	7.0035
OK9A2-17-640	7.6229
OK9A2-17-640A	7.6229
OKY03 17640A	7.6206
43869 23000	7.6308
93170 23000	7.6311
93170 86111	7.6318
93810 1C100	7.1169
93810 1C800	7.1294
93810 22100	7.1169
93810 24000	7.1057
93810 2E000	7.1300
93810 2H000	7.1294
93810 38000	7.1300
93810 38100	7.1294
93810 38110	7.1294
93810 3E000	7.1044
93810 3K000	7.1294
93840 1G000	7.1289
93840 26000	7.1297
93840 2D000	7.1298
93840 2D010	7.1298
93840 2E000	7.1289
93840 2E010	7.1297
93840 2H100	7.1298
93840 37000	7.1174
93840 38000	7.1296
93840 3K000	7.1297
93840 3Z000	7.1302
93850 3E000	7.1297
93860 02501	7.6313
93860 39002	7.6235
93860 39003	7.6327
93860 39011	7.6327
93860 39012	7.6327
93860 49600	7.6309
93860 49650	7.6309
93860-02510	7.6313
93860-3D000	7.6342
94610 73011	7.0017
94750 02000	7.0182
94750 02100	7.0182
94750 02600	7.0014^D
94750 21030	7.0017
94750 37000	7.0195
94750 37100	7.0195
94750 42000	7.0017
94750 45001	7.0014

KIA

AAE83 18501	7.0094
KK150 18501C	7.0016
KK150-18-501D	7.0016
KK151-18-501	7.0016
KKY01-66-490	7.1017
KKY03 17 640A	7.6206
KKY03 17 640B	7.6206
MB002 66490A	7.1017
MDX50 66490	7.1017

LADA

2101-03720-00000	7.1000
2101-03810-60000	7.0000
2101-3720000	7.1000
2101-38103-00	7.0000
2101-3810600	7.0000
2103-03710-630-00	7.6035
2103-3716630	7.6035
21060-3829010-00	7.0000
21060-3829010-01	7.0000
21060-3829010-02	7.0000
2106-3829010	7.0006
2106-3829010-01	7.0006
2106-3829010-02	7.0006
21080-3710410-01	7.6042
2108-3710410	7.6042
2108-3710410-01	7.6042
2108-3710410-02	7.6042
2108-3710410-03	7.6042
2108-3710410-04	7.6042
2121-3710180	7.6074
25 32 061 70R	7.1292
82002-09496	7.6271
82006-71275	7.0181

LANCIA

4143258	7.6001
4209632	7.6000
4296603	7.0003
4298311	7.0000
4345645	7.1000
4425340	7.6002
4444651	7.0004
46410523	7.6067
46410524	7.6142
46420838	7.0096
46421540	7.6143
46433243	7.1108
46434553	7.6196
46512059	7.1157
46530958	7.1069
46541912	7.1107
46543839	7.1069
46742976	7.1170
46840510	7.1161
46840511	7.1170
4998770	7.0001
50512681	7.1247
51713873	7.1179
55189236	7.6142
55202374	7.0096
55203408	7.6142
55233423	7.0163
5997492	7.6038
60593845	7.0096
60662905	7.1108
60668847	7.1196
60669020	7.1161
60685431	7.1170
60801906	7.1161
60810083	7.1127

LANCIA

60816500	7.1170
60816507	7.1179
71719525	7.6073
71739582	7.6073
71740080	7.6249
71745445	7.6073
7565135	7.6066
7588520	7.6067
7615564	7.6067
7619027	7.1066
7619028	7.1067
7627401	7.1069
7627639	7.1068
7628231	7.1076
7682536	7.1069
7682537	7.1068
7686344	7.6142
7705830	7.0096
7706596	7.0096
7711531	7.6143
7782396	7.1107
82444707	7.1077
82483047	7.1146
82483048	7.1108
9150103780	7.1213
9601811080	7.6099
9604082180	7.1091
9606177280	7.1132
9609352480	7.6099
9618305780	7.0116
9619403780	7.1217
9619403980	7.1132
9631846480	7.0130
9633875580	7.6218
9633875680	7.6217
9639888380	7.1192
9643184680	7.1184
9650688480	7.1213
9653868380	7.1217
9653868480	7.1091
9659869680	7.6218
9659870380	7.6217
9662906780	7.6217
9665602380	7.1213
K68097162AA	7.6196
K68148354AA	7.0141
K68329323AA	7.0141

LAND ROVER

13H3735L	7.1034
1730160	7.0071
560864	7.1034
586742	7.0032
AMR2010	7.1081
AMR6666	7.6247
CDU51	7.6093
CDU51L	7.6093
DRC2479	7.0632
IGM500011	7.6255
LR000246	7.1237
LR000369	7.1221
LR000633	7.0146
LR000774	7.6272
LR003563	7.1236
LR004410	7.0145
LR005160	7.6265
LR005349	7.1237
LR005365	7.0130
LR005792	7.0071
LR032955	7.1237
LR047598	7.1247
LR058003	7.0071
LR072647	7.1245
LR075364	7.6272

LAND ROVER

LR077773	7.6265
NUC000020	7.0164
NUC000040	7.0071
NUC10003	7.0091
NUC100280L	7.0071
PRC4297	7.1059
PRC4927	7.1059
PRC5885	7.6003
PRC6387	7.0119
PRC9915	7.1081
RTC3651	7.0027
STC2252	7.0071
UMB100050	7.6099
XKB000020	7.1215
XKB000021	7.1215
XKB000022	7.1215
XKB100080L	7.1050
XKB500030	7.1247
XKB500100	7.1237
XKB500110	7.1247
XKB500180	7.1237
XKD100090L	7.1215

LEXUS

83530-02030	7.0035
83530-05010	7.0114
83530-0E010	7.0114
83530-28020	7.0114
83530-30080	7.0035
83530-60010	7.0114
83530-60020	7.0114
83530-AA011	7.0114
84210-12040	7.6111
84210-14040	7.6197
84210-30060	7.6162
84210-53010	7.6162
84210-60030	7.6197
84340-06010	7.1090
84340-19025	7.1212
84340-32090	7.1089
84340-32110	7.1090
84340-35030	7.1090
84340-42010	7.1089
84340-42020	7.1090
84340-47020	7.1090
84340-50010	7.1053
84340-50020	7.1090
84340-69015	7.1212
84340-69075	7.1254
84520-42010	7.1257
88280-42010	7.1258

MAN

02K 945 415 K	7.6215
02T 945 415 P	7.6266
04L 919 081	7.0204
04L 919 081 B	7.0205
5G0 698 459	7.1232

MARUTI

37610-84100	7.6158
37740-66010	7.1006
37820-82001	7.0017

MASSEY FERGUSON

1877721	7.0047
---------	---------------

MASSEY FERGUSON1877721-M92 **7.0047****MAYBACH**0015452109 **7.1206****MAZDA**

0 222 18 501 **7.0014**
 0 222 18 501A **7.0014**
 0 233 66 790 **7.1006**
 0 727 67 210 **7.1006**
 0 813 18 501 **7.0014**
 0 866 18 501A **7.0016**
 1 345 18 501 **7.0017**
 1 391 17 640 **7.6062**
 1 391-17-640 A **7.6062**
 1 E00 18 501 **7.0011**
 1 E00 18 501 A **7.0011**
 1 E03 66 490 **7.1041**
 1 E04 17 640 **7.6212**
 1 E05-17-640 **7.6212**
 1 E05-17-640A **7.6212**
 1E10-18-501 **7.0011**
 2 691 18 501A **7.0016**
 AC04-17-640 **7.6232**
 AC05-17-640 **7.6231**
 AC05-17-640A **7.6231**
 AJ03-18-501 **7.0156**
 AJ03-18-501A **7.0156**
 AJC1-18-501 **7.0148**
 B001-66-490 **7.1017**
 B001-66-490A **7.1017**
 B001-66-490B **7.1017**
 B002-66-490 **7.1017**
 B002-66-490 A **7.1017**
 B366-18-501 **7.0017**
 B367-18-501 **7.0017**
 B367-18-501A **7.0017**
 B6Y1-17-640 **7.6267**
 BC01-17-640 **7.6283**
 BN7N-66-490 **7.1245**
 BN7N-66-490A **7.1245**
 BP4K-66-490A **7.1244**
 BR1A-66-470 **7.1237**
 BR1A-66-490 **7.1231**
 BS1A-66-49Y **7.1221**
 C20118501 **7.0011**
 C40317640 **7.6212**
 C403-17-640A **7.6212**
 DD10-66-490 **7.1137**
 DD14-66-490 **7.1111**
 E 5D3-18-501 **7.0016**
 E 5D3-18-510 **7.0016**
 F 403-17-640 D **7.6064**
 F 522-17-640 B **7.6144**
 F 522-17-640 C **7.6144**
 F 523-17-640 B **7.6144**
 F EJK-18-501 **7.0016**
 F S11-18-501 A **7.0035**
 F S11-18-50X **7.0035**
 F402-17-640A **7.6088**
 F402-17-640B **7.6088**
 F402-17-640C **7.6088**
 F402-17-640D **7.6088**
 F402-17-640E **7.6088**
 F5D2-17-640 **7.6088**
 G 401 17 640 **7.6064**
 G 401 17 640A **7.6064**
 G 401 17 640B **7.6064**
 G 401-17-640 C **7.6064**
 G 402 17 640 B **7.6225**
 G 402 17 640 C **7.6225**
 G 5A9-17-640 B **7.6064**

MAZDA

G 5C0-17-640 A **7.6225**
 G 5F1-17-640 A **7.6144**
 G 5F1-17-640 B **7.6144**
 G A2A-66-490 **7.1175**
 G A2A-66-490 A **7.1175**
 G A2B-66-490 **7.1176**
 G A2B-66-490 A **7.1176**
 G Y02-18-501 **7.0148**
 GJ6A-66-490 **7.1269**
 GJ6A-66-49Y **7.1171**
 GJ6A-66-49YA **7.1171**
 GJ6E-66-490 **7.1272**
 GY01-18-501 **7.0148**
 GY01-18-501A **7.0148**
 H 003 66 490 **7.1036**
 H 003 66 490 A **7.1036**
 H 502 17 640 D **7.6064**
 J E48-18-501 A **7.0035**
 J F01-18-501 **7.0016**
 JC01-17-640 **7.6242**
 JC01-17-640A **7.6242**
 JC01-17-640B **7.6242**
 L206-66-490 **7.1272**
 L232-66-490 **7.1272**
 L232-66-490A **7.1272**
 LF01-18-501 **7.0146**
 M 506-17-640 **7.6062**
 M 506-17-640 A **7.6062**
 M503-17-640 **7.6088**
 M503-17-640B **7.6088**
 M503-17-640C **7.6088**
 M503-17-640D **7.6088**
 M507-17-640 **7.6088**
 N3H1-18-501 **7.0114**
 NE55-66-4D0 **7.1266**
 NE55-66-4D0A **7.1266**
 PE01-18-501 **7.0188**
 PE01-18-501A **7.0188**
 PE01-18-501B **7.0188**
 R 207-18-501 **7.0014**
 R 207-18-5010 **7.0014**
 R 509-17-640 **7.6225**
 U202-18-501 **7.0145**
 U6A1-17-640 **7.6265**
 UC9M-66-4D0 **7.1236**
 UH71-66-490 **7.1017**
 Y F09 18 501 **7.0145**
 Y401-18-501 **7.0130**
 Y401-18-501A **7.0130**
 ZZC0-18-501 **7.0148**
 ZZT1-18-501 **7.0156**

MERCEDES-BENZ

A 000 545 35 09 **7.1073**
 A 000 545 42 14 **7.6102**
 A 000 545 50 11 **7.6128**
 A 000 545 52 09 **7.6324**
 A 000 545 53 00 **7.6245**
 A 000 545 53 09 **7.1014**
 A 000 545 54 09 **7.6100**
 A 000 545 68 09 **7.1014**
 A 000 545 77 09 **7.1088**
 A 000 545 79 09 **7.6324**
 A 000 545 86 09 **7.1088**
 A 000 545 87 09 **7.1073**
 A 000 545 90 09 **7.6324**
 A 000 545 99 09 **7.1088**
 A 001 545 01 09 **7.1088**
 A 001 545 01 09 28 **7.1088**
 A 001 545 07 09 **7.1041**
 A 001 545 11 09 **7.6324**
 A 001 545 20 09 **7.1260**
 A 001 545 21 09 **7.1206**

MERCEDES-BENZ

A 001 545 21 09 28 **7.1206**
 A 001 545 27 09 **7.6324**
 A 001 545 31 09 **7.1206**
 A 001 545 34 14 **7.6147**
 A 001 545 38 09 **7.1260**
 A 001 545 44 09 **7.1252**
 A 001 545 47 14 **7.6102**
 A 001 545 53 09 **7.6324**
 A 001 545 57 09 **7.6102**
 A 001 545 61 09 **7.6339**
 A 001 545 63 09 **7.1215**
 A 001 545 64 09 **7.1206**
 A 001 545 67 09 **7.1252**
 A 001 545 78 09 **7.6324**
 A 001 545 82 14 **7.6102**
 A 001 545 87 09 **7.1260**
 A 001 545 95 09 **7.1206**
 A 001 545 96 09 **7.1252**
 A 003 545 16 14 **7.6147**
 A 004 542 59 17 **7.0074**
 A 004 545 21 14 **7.1222**
 A 004 545 24 14 **7.0026**
 A 004 545 26 14 **7.0026**
 A 005 153 04 28 **7.0177**
 A 005 153 05 28 **7.0176**
 A 005 153 78 28 **7.0177**
 A 005 542 90 17 **7.0098**
 A 006 545 10 14 **7.1222**
 A 013 542 05 17 **7.0046**
 A 013 542 06 17 **7.0108**
 A 140 545 04 14 **7.6077**
 A 162 542 00 17 **7.0098**
 A 168 545 00 14 **7.6252**
 A 168 545 01 14 **7.6252**
 A 169 545 00 06 **7.6270**
 A 201 545 00 14 **7.6077**
 A 202 545 01 14 **7.6165**
 A 203 545 01 06 **7.6253**
 A 415 545 00 06 **7.6245**
 A 607 905 14 00 **7.0178**
 A 631 545 07 09 **7.1201**
 A 661 542 31 17 **7.0098**

MG

CDU51 **7.6093**
 NUC10003 **7.0091**
 NUC100280 **7.0071**
 NUC100350 **7.0071**
 UMB100050A **7.6099**
 UMB100090 **7.6073**
 XKB000070 **7.1175**
 XKB100080 **7.1050**

MINI

11 42 7 805 983 **7.0130**
 12 61 1 710 509 **7.0071**
 12 61 1 730 160 **7.0071**
 12 61 2 367 061 **7.0071**
 12 61 7 536 724 **7.0130**
 12 61 7 568 480 **7.0071**
 12 61 7 568 481 **7.0130**
 12 61 7 620 512 **7.0071**
 12 61 8 611 273 **7.0071**
 13 62 7 792 397 **7.0114**
 23 11 7 527 716 **7.6073**
 23 14 0 396 403 **7.6131**
 23 14 0 409 754 **7.6131**
 23 14 1 043 489 **7.6099**
 23 14 7 506 637 **7.6131**
 23 14 7 524 811 **7.6131**

MINI

23141221706 **7.6131**
 23141434584 **7.6131**
 35 00 6 876 896 **7.1312**
 61 31 0 141 210 **7.1314**
 61 31 0 141 214 **7.1215**
 61 31 0 141 216 **7.1215**
 61 31 0 300 846 **7.1215**
 61 31 6 905 900 **7.1314**
 61 31 6 928 031 **7.1215**
 61 31 6 957 151 **7.1215**
 61 31 6 967 601 **7.1215**
 61 31 8 372 647 **7.1215**
 61 31 9 122 702 **7.1314**
 61 31 9 231 129 **7.1314**
 61 31 9 240 076 **7.1312**
 7 524 811 **7.6131**

MITSUBISHI

1258A002 **7.0035**
 1258A003 **7.0094**
 1258A005 **7.0094**
 2960A388 **7.6274K**
 8606A002 **7.1257**
 8606A025 **7.1257**
 8614A018 **7.1177**
 8614A049 **7.1177**
 8614A095 **7.6319**
 8614A108 **7.1150**
 8614A111 **7.1254**
 8614A158 **7.6319**
 8614A183 **7.1177**
 93810-21101 **7.1057**
 93810-24000 **7.1057**
 93860-36100 **7.6084**
 94750-21010 **7.0017**
 94750-21020 **7.0017**
 94750-21030 **7.0017**
 M-474114 **7.6096**
 M-851148 **7.0110**
 M-882369 **7.0076**
 MA-600958 **7.1025**
 MA-616125 **7.1027**
 MB-113078 **7.1006**
 MB-113080 **7.1027**
 MB-196506 **7.1027**
 MB-229024 **7.1169**
 MB-435457 **7.1017**
 MB-487644 **7.1044**
 MB-596608 **7.1044**
 MB-953385 **7.1075**
 MC-840219 **7.0017**
 MD-001482 **7.0035**
 MD-001483 **7.0017**
 MD-017430 **7.0017**
 MD-021566 **7.0017**
 MD-021567 **7.0017**
 MD-138993 **7.0035**
 MD-138994 **7.0094**
 MD-355645 **7.0094**
 MD-700198 **7.6047**
 MD-701797 **7.6048**
 MD-703797 **7.6047**
 MD-705863 **7.6048**
 MD-712535 **7.6048**
 MD-730709 **7.6047**
 MD-730979 **7.6084**
 MD-738316 **7.6176**
 ME-581047 **7.6202**
 MN-103232 **7.1281**
 MN132387 **7.6231**
 MN-137360 **7.0188**
 MN-163743 **7.0187**
 MN-960021 **7.0177**
 MN-980250 **7.0132**

MITSUBISHI

MN-980277	7.0132
MN-982156	7.0130
MR-122560	7.1017
MR-141210	7.1281
MR-141211	7.1177
MR-228924	7.1281
MR-307094	7.1177
MR-329967	7.1017
MR-410768	7.6240
MR-528025	7.6176
MR-977584	7.1149
MR-977585	7.1195
MT-138890	7.1006
MW30899625	7.6096
MW-31216548	7.0076
MW400005	7.1177
MW-9442728	7.6036

NISSAN

22630-00Q1D	7.0151
22630-00QAE	7.0151
25070-00Q0A	7.0180
25240-00Q0A	7.0178
25240-00Q0B	7.0151
25240-00Q0C	7.0076
25240-00Q0F	7.0181
25240-00Q0G	7.0153
25240-00Q0H	7.0131
25240-00QAA	7.0076
25240-00QAB	7.0151
25240-00QAD	7.0131
25240-00QAE	7.0153
25240-00QAG	7.0166
25240-00QAH	7.0178
25240-2X900	7.0160
25240-2X901	7.0160
25240-2X905	7.0160
25240-4A00A	7.0035
25240-4A0A5	7.0035
25240-4M400	7.0166
25240-4M40E	7.0166
25240-6F900	7.0116
25240-6F901	7.0130
25240-70J00	7.0042
25240-70J0E	7.0042
25240-7F400	7.0161
25240-89900	7.0015
25240-89901	7.0015
25240-89902	7.0015
25240-89910	7.0015
25240-89911	7.0017
25240-89915	7.0042
25240-89920	7.0042
25240-89960	7.0042
25240-8996E	7.0042
25240-95FOA	7.0042
25240-AW300	7.0151
25240-BN700	7.0131
25240-CK80B	7.0180
25240-D9700	7.0015
25240-G2400	7.0042
25240-G240A	7.0042
25240-Y9501	7.0015
25240-Y9700	7.0015
25300-3RA0A	7.1265
25300-4M400	7.1265
25300-AT300	7.1265
25300-AT30A	7.1265
25310-4A00B	7.6219
25310-4A00C	7.6219
25320-00Q0A	7.1225
25320-00Q0B	7.1224
25320-00Q0C	7.1292

NISSAN

25320-00Q0D	7.1223
25320-00Q0K	7.1332
25320-00QAA	7.1149
25320-00QAB	7.1148
25320-00QAC	7.1150
25320-00QAD	7.1195
25320-00QAE	7.1223
25320-00QAF	7.1227
25320-01B00	7.1304
25320-0B000	7.1052
25320-0T000	7.1304
25320-0T00A	7.1304
25320-21P00	7.1304
25320-28E00	7.1052
25320-4M400	7.1165
25320-4M40A	7.1165
25320-70J00	7.1104
25320-75A00	7.1304
25320-75A0E	7.1304
25320-89910	7.1028
25320-95FOA	7.1304
25320-95F0B	7.1304
25320-AX000	7.1202
25320-AX00A	7.1202
25320-AX00B	7.1202
25320-AX00C	7.1202
25320-AX00E	7.1202
25320-BC60A	7.1276
25320-BC60B	7.1276
25320-BC60D	7.1276
25320-BR00A	7.1282
25320-H1000	7.1028
25320-H5001	7.1028
25320-H8500	7.1025
25320-JN00A	7.1202
25320-JY00A	7.1276
25320-WL000	7.1202
25325-5192R	7.1291
32005-000QAE	7.6245
32005-00Q0D	7.6271
32005-00QAA	7.6096
32005-00QAB	7.6151
32005-00QAD	7.6245
32005-00QAE	7.6245
32005-00QAEKT	7.6245
32005-21U00	7.6115
32005-21U10	7.6115
32005-21U1B	7.6115
32005-21U1C	7.6115
32005-2J000	7.6209
32005-2J010	7.6209
32005-2J01A	7.6209
32005-4KV0A	7.6314
32005-51A00	7.6116
32005-51A10	7.6116
32005-51A20	7.6116
32005-51A2A	7.6116
32005-6F900	7.6099
32005-6F901	7.6217
32005-6J000	7.6231
32005-6J001	7.6231
32005-6J00A	7.6231
32005-70E00	7.6140
32005-70E10	7.6140
32005-70E12	7.6140
32005-70E20	7.6140
32005-70E2A	7.6140
32005-95FOA	7.6231
32005-AX000	7.6245
32005-CD100	7.6314
32005-CD10A	7.6314
32005-CD10B	7.6314
32005-H5000	7.6055
32005-K1011	7.6115
32005-K1204	7.6055
32005-M8005	7.6116

NISSAN

32005-M8015	7.6116
32006-00QAA	7.6271
32006-6J000	7.6232
32006-6J00A	7.6232
32006-6J00B	7.6232
32006-95F0A	7.6232
32006-D1205	7.6115
32006-D1206	7.6116
77008-08088	7.6151
-78200048-0	7.0017
82 00 671 278	7.0153
82 00 671 285	7.0076
82002-09496	7.6271
82006-71275	7.0181
-997245	7.0017
B5320-89910	7.1028

OPEL

12 38 452	7.0015
12 38 696	7.0183
12 39 019	7.1226
12 39 064	7.6078
12 39 109	7.6323
12 39 125	7.6323
12 39 148	7.6196
12 39 149	7.6067
12 39 150	7.6142
12 39 196	7.6249
12 39 208	7.1223
12 39 250	7.6078
12 39 251	7.6013
12 39 252	7.6254
12 39 260	7.6011
12 39 264	7.6071
12 39 266	7.6073
12 39 267	7.6109
12 39 271	7.6073
12 39 427	7.1123
12 39 431	7.1123
12 39 433	7.1050
12 39 435	7.1110
12 39 443	7.1110
12 39 448	7.1181
12 39 449	7.1156
12 40 008	7.1155
12 40 017	7.1156
12 40 551	7.1065
12 40 552	7.1052
12 40 553	7.1026
12 40 554	7.1044
12 40 589	7.1083
12 40 590	7.1004
12 40 591	7.1050
12 40 592	7.1065
12 40 593	7.1086
12 40 594	7.1082
12 40 595	7.1082
12 40 596	7.1098
12 40 597	7.1162
12 40 598	7.1081
12 40 683	7.1081
12 40 701	7.1156
12 40 755	7.1247
12 47 680	7.0183
12 52 506	7.0023
12 52 511	7.0061
12 52 552	7.0071
12 52 555	7.0141
12 52 557	7.0069
12 52 560	7.0070
12 52 561	7.0015
12 52 562	7.0069
12 52 565	7.0015
12 52 566	7.0086

OPEL

12 52 567	7.0016
12 52 569	7.0071
12 52 570	7.0069
12 52 572	7.0069
12 52 573	7.0141
12 52 577	7.0170
12 52 578	7.0069
12 52 579	7.0071
12846100	7.6323
13118574	7.1205
13173407	7.1205
13178792	7.1208
17 20 865	7.6012
24 459 626	7.6254
24461314	7.0162
24461315	7.0141
25180905	7.0096
30592463	7.1207
30592685	7.6249
42 91 810	7.1026
42 93 983	7.0061
44 00 194	7.0131
44 01 724	7.1012
44 01 725	7.6017
44 02 231	7.0076
44 04 452	7.1149
44 05 731	7.1075
44 06 542	7.1223
44 06 782	7.6271
44 08 512	7.1150
44 10 080	7.6096
44 10 676	7.0151
44 11 236	7.0151
44 14 063	7.1148
44 14 385	7.6096
44 14 818	7.1223
44 15 207	7.0166
44 15 882	7.1149
44 18 262	7.0076
44 18 658	7.0166
44 19 137	7.0166
44 19 587	7.1225
44 19 589	7.1224
44 21 512	7.6271
44 22 079	7.6245
44 22 370	7.1332
44 22 371	7.1291
44 30 825	7.6245
44 31 212	7.0178
44 33 805	7.0178
44 33 880	7.0151
44 33 882	7.0131
45 00 684	7.1148
45 00 722	7.6151
47 00 385	7.6219
47 01 327	7.0035
47 05 469	7.1273
47 06 296	7.1273
47 08 758	7.0096
47 08 881	7.0017
47 10 280	7.1212
47 11 656	7.1287
47 11 657	7.1258
48 00 391	7.1112
48 03 551	7.0069
48 05 576	7.1242
48 17 876	7.0069
48 18 219	7.0096
55202374	7.0096
55203408	7.6142
55233423	7.0163
55354325	7.0141
55354378	7.0069
55581588	7.0183
55583570	7.6323
55701395	7.1208

OPEL

55701396	7.1207
62 39 112	7.6078
62 39 120	7.1207
62 40 058	7.1163
62 40 156	7.1162
62 40 157	7.1163
62 40 180	7.1208
62 40 187	7.1207
62 40 233	7.1205
62 40 251	7.0096
62 40 261	7.0162
62 40 262	7.0141
62 40 289	7.1205
62 40 328	7.1208
62 40 415	7.0096
62 40 462	7.1208
90059582	7.1083
90196375	7.1050
90245033	7.6073
90245780	7.1065
90336039	7.0069
90460326	7.1163
90482454	7.6073
90494519	7.1110
90504499	7.1050
90507539	7.0069
90534902	7.0141
90569684	7.0069
90569685	7.1110
9108194	7.0131
9109725	7.6017
9110231	7.0076
9112452	7.1149
91166991	7.1150
91167519	7.6096
9120784	7.1075
9132299	7.1155
9132300	7.1156
9149766	7.1163
9160984	7.1148
9161022	7.6151
9175172	7.1181
9175185	7.1156
9185906	7.1208
9185907	7.1207
9185908	7.6249
9197391	7.1112
9204032	7.6219
9213767	7.1273
93160284	7.0151
93160657	7.0151
93161462	7.6245
93161662	7.0178
93175295	7.0071
93177490	7.0096
93180245	7.0166
93190643	7.0183
93192012	7.0071
93192725	7.0076
93193582	7.0096
93193712	7.0017
93194931	7.1212
93195087	7.0166
93197098	7.0166
93197675	7.1225
93197677	7.1224
93198166	7.0178
93198196	7.0151
93198197	7.0131
93318082	7.0069
93851952	7.1223
93852863	7.1149
93868387	7.1332
93868388	7.1223
93868389	7.1291
94109863	7.1044

OPEL

94312940	7.0015
95507458	7.6271
95508026	7.1287
95508027	7.1258
95509636	7.1247
95510056	7.1226
95512141	7.6196
95512169	7.6067
95514760	7.1223
95515260	7.6271
95515589	7.0035
95516088	7.6245
95961350	7.0069
96494264	7.0069
96628564	7.1242
97375663	7.0170
98013014	7.0015

PEUGEOT

1131 C7	7.0096
1131 J1	7.0114
1131 J2	7.0145
1131 J5	7.0096
1131 J9	7.0143
1131 K4	7.0187
1131 K5	7.0130
1131 K7	7.0143
1131 K9	7.0199
1131.09	7.0006
1131.14	7.0021
1131.38	7.0082
1131.45	7.0021
1131.61	7.0116
1131.82	7.0116
1131.98	7.0096
1131.C5	7.0130
16 064 804 80	7.1213
16 076 799 80	7.1177
16 082 428 80	7.1257
16 086 812 80	7.1247
16 099 242 80	7.6319
16 115 448 80	7.6260
16 132 348 80	7.1177
16 163 159 80	7.0163
16 169 964 80	7.0143
1628 7P	7.1191
2127 78	7.1219
2127 C7	7.1214
2189 20	7.1210
2189 23	7.1169
2189 24	7.1210
2189 25	7.1249
2257 42	7.6217
2257 43	7.6218
2257 51	7.6260
2257 52	7.6218
2257 53	7.6217
2257 54	7.6260
2257 55	7.6295
2257 56	7.6249
2257 59	7.6218
2257 62	7.6319
2257 64	7.6067
2257.17	7.6015
2257.22	7.6019
2257.29	7.6153
2257.33	7.6108
2257.34	7.6099
2257.35	7.6161
2257.40	7.6099
2257.41	7.6108
4534 26	7.1132
4534 27	7.1187

PEUGEOT

4534 28	7.1192
4534 29	7.1108
4534 32	7.1069
4534 35	7.1091
4534 37	7.1184
4534 38	7.1170
4534 40	7.1197
4534 41	7.1068
4534 43	7.1196
4534 44	7.1194
4534 48	7.1213
4534 49	7.1179
4534 50	7.1161
4534 51	7.1217
4534 52	7.1091
4534 54	7.1212
4534 55	7.1211
4534 56	7.1177
4534 60	7.1147
4534 61	7.1203
4534 62	7.1241
4534 63	7.1213
4534 65	7.1213
4534 67	7.1213K
4534 68	7.1254
4534 70	7.1283
4534 71	7.1286
4534 72	7.1247
4534 74	7.1178
4534.02	7.1007
4534.04	7.1009
4534.06	7.1000
4534.09	7.1070
4534.11	7.1217
4534.13	7.1009
4534.17	7.1068
4534.21	7.1091
4534.25	7.1147
6366 F1	7.1208
6552 W5	7.1132
6552.CZ	7.1066
9152111480	7.0021
96 018 108	7.6108
96 018 110	7.6099
96 026 617	7.0116
96 040 821	7.1091
96 746 938 80	7.0203
98 048 694 80	7.1283
98 050 898 80	7.1286
98 182 324 80	7.1283
98 182 325 80	7.1286
B0 005 521 80	7.1257

PIAGGIO

287887 7.0001

PORSCHE

012 919 823 F	7.6195
01E 941 521	7.6099
01E 941 521 A	7.6256
01E 941 521 B	7.6256
901 613 571 01	7.0007
911 606 230 00	7.0072
911 613 571 01	7.0072
948 606 203 00	7.0132
948 606 203 01	7.0132
955 606 091 00	7.0135
955 606 091 01	7.0135
955 606 091 02	7.0171
955 606 091 10	7.0134
955 613 11 033	7.1151
955 613 110 31	7.1151

PORSCHE

955 613 110 32	7.1151
955 613 113 01	7.1198
958 355 459 01	7.1232
958 606 081 30	7.0190
958 606 081 31	7.0190
958 606 081 50	7.0190
958 606 081 60	7.0197
958 606 081 70	7.0190
958 919 081 10	7.0192
970 606 451 00	7.1215
986 606 203 02	7.0023
986 606 203 03	7.0023
991 613 189 01	7.6131
996 606 103 01	7.6073
996 613 110 01	7.1065
996 613 111 01	7.1065
996 613 113 00	7.1065
996 613 113 01	7.1065
996 613 113 02	7.1065
997 613 180 00	7.6111
997 613 180 01	7.6111
9A7 919 081 10	7.0174

RENAULT

25 24 011 99R	7.0180
25 24 04M 40E	7.0166
25 24 050 53R	7.0180
25 24 089 960	7.0042
25 24 089 96E	7.0042
25 24 0CK 80B	7.0180
25 30 03R AOA	7.1265
25 30 0AT 300	7.1265
25 32 000 03R	7.1235
25 32 000 05R	7.1275
25 32 033 83R	7.1332
25 32 04M 400	7.1165
25 32 061 70R	7.1292
25 32 092 43R	7.1275
25 32 0AX 00B	7.1202
25 32 0BC 60B	7.1276
25 32 0JN 00A	7.1202
25 32 0JY 00A	7.1276
25 32 500 05R	7.1274
25 32 500 06R	7.1224
25 32 500 07R	7.1223
25 32 532 87R	7.1274
25 32 551 92R	7.1291
32 00 549 13R	7.6271
32 00 56J 000	7.6231
32 00 56J 00A	7.6231
32 00 66J 000	7.6232
32 00 66J 00A	7.6232
32 005-6J001	7.6231
60 01 001 318	7.6017
60 01 055 056	7.0075
60 01 543 163	7.6096
60 01 543 356	7.0076
60 01 545 330	7.0131
60 01 548 045	7.0189
77 00 410 418	7.1115
77 00 414 986	7.1148
77 00 414 988	7.1149
77 00 417 970	7.0131
77 00 422 630	7.6096
77 00 431 512	7.1150
77 00 434 561	7.1195
77 00 501 280	7.6017
77 00 511 899	7.1008
77 00 517 549	7.6017
77 00 544 807	7.1008
77 00 562 527	7.1008
77 00 655 787	7.0006
77 00 700 414	7.1012

RENAULT

77 00 717 982	7.0034
77 00 732 503	7.1012
77 00 732 506	7.6015
77 00 732 507	7.6017
77 00 752 360	7.0034
77 00 759 990	7.1074
77 00 761 254	7.0006
77 00 771 825	7.0076
77 00 771 827	7.0084
77 00 771 828	7.0075
77 00 777 660	7.0076
77 00 778 780	7.6096
77 00 778 781	7.6114
77 00 781 615	7.1072
77 00 785 258	7.1075
77 00 786 831	7.6106
77 00 791 178	7.1113
77 00 797 356	7.6106
77 00 802 640	7.6096
77 00 808 088	7.6151
77 00 811 340	7.1115
77 00 823 331	7.0120
77 00 834 918	7.0110
77 00 842 697	7.1148
77 00 844 331	7.1134
77 00 845 214	7.0110
77 00 849 783	7.1131
77 00 849 824	7.1131
77 01 027 243	7.6153
77 01 039 667	7.0076
77 01 052 674	7.0015
77 01 059 974	7.0166
77 01 348 032	7.0006
77 01 348 033	7.0006
77 01 348 191	7.6017
77 01 348 699	7.6017
77 01 348 716	7.6015
77 01 348 722	7.1008
77 01 349 273	7.1012
77 01 349 794	7.0034
77 01 365 429	7.0006
82 00 008 194	7.6245
82 00 026 540	7.0151
82 00 026 541	7.0151
82 00 026 650	7.0151
82 00 062 452	7.0153
82 00 110 894	7.1150
82 00 110 895	7.1195
82 00 168 238	7.1225
82 00 168 239	7.1224
82 00 168 240	7.1223
82 00 177 718	7.6245
82 00 209 496	7.6271
82 00 276 359	7.1224
82 00 276 360	7.1223
82 00 276 361	7.1227
82 00 359 627	7.0178
82 00 359 629	7.0179
82 00 359 633	7.0181
82 00 367 215	7.0179
82 00 367 216	7.0179
82 00 655 638	7.6096
82 00 655 648	7.6096
82 00 670 466	7.0179
82 00 670 467	7.0178
82 00 670 469	7.0189
82 00 670 483	7.0151
82 00 671 271	7.0179
82 00 671 272	7.0178
82 00 671 274	7.0189
82 00 671 275	7.0181
82 00 671 278	7.0153
82 00 671 279	7.0151
82 00 671 284	7.0076
82 00 671 285	7.0076
82 00 671 286	7.0131

RENAULT

82 00 673 257	7.0180
82 00 739 369	7.0178
82 00 771 472	7.6271
82 00 824 067	7.0178
82 00 970 441	7.0151
82 00 970 474	7.0178
89 83 500 629	7.6103
96 18 305 780	7.0116
96 31 846 480	7.0130

RENAULT TRUCKS

50 01 849 713	7.0129
50 01 863 487	7.0129
50 01 874 474	7.6115
58 01 891 612	7.0129
74 85 119 903	7.0166
74 85 133 124	7.0042
77 00 414 988	7.1149
77 00 431 512	7.1150
77008-08088	7.6151

ROVER

13H 3735	7.1034
13H 3735SLP	7.1034
567 920	7.0032
586 742	7.0032
AEU4295	7.6153
BAU2445	7.6009
BNP3520	7.6093
BNP4626	7.6093
CDU0051	7.6093
CDU51	7.6093
DPB9237	7.6094
DPB9877	7.6094
FDU2766	7.6094
GPS101	7.0027
GPS124	7.0014
GPS126	7.0027
GPS128	7.0015
GPS131	7.0027
GPS133	7.0027
GPS135	7.0091
GPS136	7.0068
GPS137	7.0007
GPS138	7.0021
GPS160	7.0015
GPS171	7.0116
GPS177	7.0015
GPS178	7.0014
GPS182	7.0015
GPS183	7.0015
GPS184	7.0014
NUC10003	7.0091
NUC10008	7.0021
NUC100280	7.0071
NUC100350	7.0071
PRC4927	7.1059
UMB000020	7.6212
UMB10001	7.6099
UMB10002	7.6127
UMB10003	7.6125
UMB100040	7.6135
UMB100050	7.6099
UMB100050A	7.6099
UMB100090	7.6073
XKB000070	7.1175
XKB000080	7.1176
XKB10001	7.1092
XKB10003	7.1092
XKB100050	7.1062
XKB100080	7.1050

ROVER

XKD10004	7.1119
----------	---------------

SAAB

12846100	7.6323
24 459 626	7.6254
30 520 357	7.0006
42 32 666	7.6073
42 33 342	7.1065
45 04 585	7.0069
46 17 668	7.6073
47 70 186	7.0069
55 202 374	7.0096
55 32 205	7.1171
55 354 378	7.0069
55 701 396	7.1207
55559824	7.0144
55583570	7.6323
55701395	7.1208
59 51 421	7.0015
59 62 816	7.0069
73 34 642	7.1014
75 22 402	7.0006
83 50 571	7.0027
85 77 702	7.1004
85 77 736	7.1004
88 11 374	7.0032
88 18 528	7.0037
90 482 454	7.6073
90 569 684	7.0069
90245780	7.1065
91 09 182	7.0006
91 12 459	7.0006
91 76 660	7.0144
91 85 906	7.1208
91 85 907	7.1207
91 85 908	7.6249
93 09 386	7.0037
93 177 490	7.0096
93190643	7.0183
95 05 462	7.1060
95 09 480	7.6029
95 12 948	7.6045
95 29 363	7.6045
95 44 610	7.0069

SAME

2 7099 400 10	7.0058
FM 11717	7.0058

SCANIA

130 3471	7.6102
373 811	7.0659
374 338	7.0659

SEAT

0003933680	7.0000
0003933681	7.0001
0003940980	7.0000
0003954674	7.1080
002 945 415	7.6216
01E 941 521 B	7.6256
020 941 521 A	7.6009
020 945 415 A	7.6125
021 919 081 C	7.0008
028 919 081 D	7.0108

SEAT

028 919 081 E	7.0133
028 919 081 G	7.0133
028 919 081 H	7.0108
028 919 081 J	7.0133
02A 945 413 C	7.6193
02K 945 415 C	7.6215
02K 945 415 D	7.6215
02K 945 415 E	7.6215
02K 945 415 F	7.6215
02K 945 415 G	7.6215
02K 945 415 K	7.6215
02T 945 415	7.6266
02T 945 415 D	7.6266
02T 945 415 E	7.6266
02T 945 415 K	7.6266
02T 945 415 L	7.6266
02T 945 415 P	7.6266
02T 945 415 Q	7.6266
030 919 081 B	7.0138
036 919 081 A	7.0139
036 919 081 C	7.0174
036 919 081 D	7.0139
037 919 081 B	7.0136
038 919 081	7.0132
038 919 081 B	7.0134
038 919 081 C	7.0132
038 919 081 F	7.0134
038 919 081 K	7.0132
038 919 081 M	7.0134
03C 919 081	7.0196
03L 919 081	7.0219
03N 919 081	7.0217
047 919 081 A	7.0140
04E 919 081 A	7.0192
04L 919 081	7.0204
04L 919 081 A	7.0205
04L 919 081 B	7.0205
056 919 081	7.0045
056 919 081 C	7.0008
056 919 081 E	7.0045
059 919 081 E	7.0197
059 919 081 H	7.0197
068 919 081	7.0046
068 919 081 A	7.0095
068 919 081 C	7.0095
068 919 081 D	7.0046
06A 919 081	7.0134
06A 919 081 A	7.0135
06A 919 081 C	7.0139
06A 919 081 D	7.0135
06A 919 081 E	7.0135
06A 919 081 F	7.0135
06A 919 081 J	7.0135
06D 919 031	7.0159
06D 919 081 B	7.0168
06H 919 081 A	7.0192
06K 919 081	7.0192
084 945 415	7.6126
191 945 515	7.1055
191 945 515 A	7.1055
191 945 515 B	7.1055
1C0 945 511 A	7.1230
1C0 945 511 A RDW	7.1230
1H0 927 189 A	7.1143
1H0 927 189 C	7.1142
1H0 927 189 D	7.1143
1HM 945 515	7.1055
1J0 927 189	7.1220
1J0 927 189 E	7.1220
1J0 927 189 F	7.1220
1J0 945 511 A	7.1151
1J0 945 511 C	7.1151
1J0 945 511 D	7.1151
1J0 945 511 E	7.1151
1K0 927 810 B	7.1309
1K0 927 810 D	7.1309

SEAT

1K0 927 810 E	7.1309
1K0 945 459 C	7.1232
1K2 945 511	7.1229
1K2 945 511 NAR	7.1229
1K2 945 511 RDW	7.1229
322 945 515	7.1056
3B0 945 511	7.1229
3B0 945 511 A	7.1229
3B0 945 511 B	7.1228
3B0 945 511 B	7.1229
3B0 945 511 C	7.1228
3B0 945 511 C	7.1229
3B0 945 511 D	7.1229
3C0 927 810 B	7.1311
3C0 927 810 C	7.1311
3C0 927 810 D	7.1311
4381973	7.1000
5G0 698 459	7.1232
6C0 927 810 A	7.1337
6K0 945 515	7.1055
6K0 945 515 A	7.1129
6Q0 927 189	7.1220
6Q0 945 511	7.1228
7H0 927 189	7.1220
7L6 945 511	7.1229
8E0 927 189	7.1220
8E0927189B	7.1220
8P0 698 459	7.1232
8P0 698 459 A	7.1232
8P0 698 459 B	7.1232
8Z0 945 511	7.1151
SE 020942.000A	7.0001
SE 021952.500A	7.6110
SE 022942.000A	7.0000
SE 023952.510B	7.1080
SE 127952.000A	7.1000

SKODA

002 945 415	7.6216
002 945 415 A	7.6125
002 945 415 B	7.6125
002 945 415 D	7.6238
005 566 119	7.6125
012 919 823 F	7.6195
01E 941 521 A	7.6256
01E 941 521 B	7.6256
021 919 081 C	7.0008
028 919 081 D	7.0108
028 919 081 H	7.0108
02A 945 413 C	7.6193
02K 945 415	7.6205
02K 945 415 C	7.6215
02K 945 415 D	7.6215
02K 945 415 E	7.6215
02K 945 415 F	7.6215
02K 945 415 G	7.6215
02K 945 415 K	7.6215
02T 945 415	7.6266
02T 945 415 D	7.6266
02T 945 415 E	7.6266
02T 945 415 K	7.6266
02T 945 415 L	7.6266
02T 945 415 P	7.6266
030 919 081 B	7.0138
030 919 081 C	7.0138
036 919 081 A	7.0139
036 919 081 B	7.0139
036 919 081 D	7.0139
038 919 081	7.0132
038 919 081 A	7.0095
038 919 081 B	7.0134
038 919 081 C	7.0132
038 919 081 D	7.0132
038 919 081 F	7.0134

SKODA

038 919 081 H	7.0132
038 919 081 K	7.0132
038 919 081 M	7.0134
038 919 081 N	7.0095
038 919 081 P	7.0134
03C 919 081	7.0196
03N 919 081	7.0217
047 919 081	7.0124
047 919 081 A	7.0140
047 919 081 B	7.0150
04E 919 081 A	7.0192
04L 919 081	7.0204
04L 919 081 A	7.0205
04L 919 081 B	7.0205
056 919 081 C	7.0008
068 919 081	7.0046
068 919 081 D	7.0046
06A 919 081	7.0134
06A 919 081 A	7.0135
06A 919 081 C	7.0139
06A 919 081 D	7.0135
06A 919 081 E	7.0135
06A 919 081 F	7.0135
06A 919 081 J	7.0135
06D 919 031	7.0159
06D 919 081 B	7.0168
06H 919 081 A	7.0192
06K 919 081	7.0192
110-094 203	7.0010
115 094 200	7.0010
115 094 201	7.0124
115 094 202	7.0124
115 939 031	7.6021
115 939 070	7.1000
191 945 515	7.1055
191 945 515 A	7.1055
191 945 515 B	7.1055
1C0 945 511 A	7.1230
1C0 945 511 A RDW	7.1230
1H0 927 189 A	7.1143
1H0 927 189 D	7.1143
1HM 945 515	7.1055
1J0 927 189	7.1220
1J0 927 189 E	7.1220
1J0 927 189 F	7.1220
1J0 945 511 A	7.1151
1J0 945 511 C	7.1151
1J0 945 511 D	7.1151
1J0 945 511 E	7.1151
1K0 927 810 B	7.1309
1K0 927 810 D	7.1309
1K0 927 810 E	7.1309
1K0 945 459	7.1232
1K0 945 459 A	7.1232
1K0 945 459 C	7.1232
1K2 945 511	7.1229
1K2 945 511 NAR	7.1229
1K2 945 511 RDW	7.1229
312-939 030	7.6021
3B0 945 511	7.1229
3B0 945 511 A	7.1229
3B0 945 511 B	7.1228
3B0 945 511 B	7.1229
3B0 945 511 C	7.1228
3B0 945 511 C	7.1229
3B0 945 511 C	7.1229
3B0 945 511 D	7.1229
4A0 945 515 A	7.1126
5G0 698 459	7.1232
6C0 927 810	7.1337
6C0 927 810 A	7.1337
6K0 945 515	7.1055
6Q0 927 189	7.1220
6Q0 945 511	7.1228
6U0 945 515	7.1000
6U0 945 515 A	7.1000
8P0 698 459	7.1232

SKODA

8P0 698 459 A	7.1232
8P0 698 459 B	7.1232
8Z0 945 511	7.1151

SMART

A 000 545 53 00	7.6245
A 001 153 06 32	7.0187
A 001 153 10 32	7.0187
A 005 153 78 28	7.0177
A 122 153 00 32	7.0187
A 160 150 00 79	7.0026
A 454 545 02 14	7.1149
A 454 545 03 14	7.1195
Q0003043V002000000	7.0026

SSANGYONG

0055429017	7.0098
1625420017	7.0098
6615423117	7.0098
8571005020X	7.1044
8571011020	7.1088

STERLING

126 126 000 20	7.0014
126 126 000 21	7.0014

SUBARU

25240-KA020	7.0035
25240-KA040	7.0035
25240-KA050	7.0014
25240-KA080	7.0035
25240-KA100	7.0014
32005-AA011	7.6173
32005-AA020	7.6179
32005-AA021	7.6179
32005-AA030	7.6179
32005-AA041	7.6181
32005-AA051	7.6341
32005-AA052	7.6341
32005-AA053	7.6341
32005-AA080	7.6179
32005-AA081	7.6179
32005-KA010	7.6173
32005-KA020	7.6173
32005-KA100	7.6173
32005-KA120	7.6173
32005-KA121	7.6173
32005-KA122	7.6173
32008-AA071	7.6236
32008-AA072	7.6236
32008-AA073	7.6236
32008-AA074	7.6236
32008-AA140	7.6340
32008-AA141	7.6340
37610-70B11	7.6119
37610-76G10	7.6219
37740-60D01	7.1169
37740-60D10	7.1169
37740-86G00	7.1205
37740-86G10	7.1205
37820-80G00	7.0035
37820-82001	7.0017
37820-82002	7.0017
42995-5500	7.0014
42995-7000	7.0017

SUBARU

68214-0140	7.1027
78331-1000	7.1027
78331-1001	7.1027
7833-11020	7.1027
82995-6100	7.0017
82995-6101	7.0017
83311-AA010	7.1052
83311-AA011	7.1052
83311-TA010	7.1052
84340-B2010	7.1178

SUZUKI

16582-62M00	7.0163
16582-62M00-000	7.0163
16582-66G00	7.0116
16582-66G00-000	7.0116
16582-67G00	7.0130
16582-67G00-000	7.0130
16582-79J50	7.0096
16582-79J50-000	7.0096
16582-85E00	7.0096
16582-85E00-000	7.0096
16582-86CT0	7.0130
16582-86CT0-000	7.0130
24731-62JE0	7.6301
24731-62JE0-000	7.6301
24750-62JE0	7.6197
24750-62JE0-000	7.6197
24750-67J00	7.6162
24750-67J00-000	7.6162
25354-78E50	7.6103
25354-78E50-000	7.6103
25354-82D00	7.6162
25354-82D00-000	7.6162
37610-60A00	7.6155
37610-60A00-000	7.6155
37610-60A01	7.6155
37610-60A01-000	7.6155
37610-60B00	7.6119
37610-60B00-000	7.6119
37610-60B01	7.6119
37610-60B01-000	7.6119
37610-68K00	7.6219
37610-68K00-000	7.6219
37610-70B10	7.6119
37610-70B10-000	7.6119
37610-70B11	7.6119
37610-70B11-000	7.6119
37610-73J01	7.6218
37610-73J01-000	7.6218
37610-73J03	7.6218
37610-73J03-000	7.6218
37610-76G10	7.6219
37610-76G10-000	7.6219
37610-79502	7.6121
37610-79502-000	7.6121
37610-80023	7.6121
37610-80023-000	7.6121
37610-82001	7.6159
37610-82001-000	7.6159
37610-82002	7.6159
37610-82002-000	7.6159
37610-83000	7.6120
37610-83000-000	7.6120
37610-83001	7.6120
37610-83001-000	7.6120
37610-84100	7.6158
37610-84100-000	7.6158
37610-84E00	7.6073
37610-84E00-000	7.6073
37610M70F00	7.6119
37610M70F00-000	7.6119
37680-60A01	7.6320

SUZUKI

37680-60A01-000	7.6320
37740-60A00	7.1169
37740-60A00-000	7.1169
37740-60D00	7.1169
37740-60D00-000	7.1169
37740-60D01	7.1169
37740-60D01-000	7.1169
37740-60D10	7.1169
37740-60D10-000	7.1169
37740-60G00	7.1128
37740-60G00-000	7.1128
37740-61B00	7.1105
37740-61B00-000	7.1105
37740-61B10	7.1128
37740-61B10-000	7.1128
37740-66010	7.1006
37740-66010-000	7.1006
37740-73H10	7.1212
37740-73H10-000	7.1212
37740-75H10	7.1212
37740-75H10-000	7.1212
37740-76G10	7.1273
37740-76G10-000	7.1273
37740-80G10	7.1273
37740-80G10-000	7.1273
37740-83E00	7.1207
37740-83E00-000	7.1207
37740-86G10	7.1205
37740-86G10-000	7.1205
37820-67J00	7.0178
37820-67J00-000	7.0178
37820-67J01	7.0178
37820-67J01-000	7.0178
37820-73000	7.0017
37820-73000-000	7.0017
37820-73H10	7.0114
37820-73H10-000	7.0114
37820-77E90	7.0016
37820-77E90-000	7.0016
37820-79600	7.0017
37820-79600-000	7.0017
37820-80G00	7.0035
37820-80G00-000	7.0035
37820-80G01	7.0017
37820-80G01-000	7.0017
37820-82000	7.0017
37820-82000-000	7.0017
37820-82001	7.0017
37820-82001-000	7.0017
37820-82002	7.0017
37820-82002-000	7.0017
37820-84A00	7.0151
37820-84A00-000	7.0151
37820-84A01	7.0151
37820-84A01-000	7.0151
37820-84CT0	7.0131
37820-84CT0-000	7.0131
37820-86CA0	7.0116
37820-86CA0-000	7.0116
37820-86J00	7.0096
37820-86J00-000	7.0096
37820M68K00	7.0035
37820M68K00-000	7.0035
37820N86J00	7.0096
37820N86J00-000	7.0096
37970-64J00	7.1287
37970-64J00-000	7.1287
37970-68J00	7.1258
37970-68J00-000	7.1258
37970M74L00	7.1287
37970M74L00-000	7.1287

TALBOT

0014 15 9500	7.6003
--------------	---------------

TALBOT

0014 97 7700	7.6003
1497 77	7.6003
7124 05 68	7.1034
7545 42 0500	7.6019
7910 03 3931	7.1007
9150 08 8180	7.1009

TOYOTA

83530-01040	7.0016
83530-02030	7.0035
83530-02040	7.0130
83530-05010	7.0114
83530-0E010	7.0114
83530-10010	7.0017
83530-10020	7.0017
83530-12010	7.0017
83530-12020	7.0017
83530-12040	7.0035
83530-12050	7.0114
83530-12060	7.0114
83530-12070	7.0114
83530-14010	7.0017
83530-14020	7.0035
83530-14030	7.0017
83530-14040	7.0035
83530-14050	7.0035
83530-14060	7.0114
83530-14070	7.0114
83530-28010	7.0114
83530-28020	7.0114
83530-28030	7.0017
83530-30010	7.0016
83530-30030	7.0017
83530-30040	7.0016
83530-30042	7.0016
83530-30050	7.0016
83530-30051	7.0016
83530-30060	7.0016
83530-30080	7.0035
83530-30090	7.0114
83530-30100	7.0114
83530-36010	7.0016
83530-36011	7.0016
83530-60010	7.0114
83530-60020	7.0114
83530-60030	7.0016
83530-60040	7.0035
83530-60050	7.0016
83530-AA010	7.0114
83530-AA011	7.0114
83530-WA011	7.0071
84210-01010	7.6087
84210-04010	7.6111
84210-0K010	7.6111
84210-12040	7.6111
84210-14010	7.6052
84210-14030	7.6197
84210-14040	7.6197
84210-26010	7.6051
84210-30060	7.6162
84210-35030	7.6162
84210-52010	7.6261
84210-52020	7.6260
84210-52021	7.6260
84210-52030	7.6259
84210-52050	7.6111
84210-53010	7.6162
84210-60021	7.6087
84210-60030	7.6197
84210-70010	7.6260
84222-12010	7.6111
84340-01010	7.1017
84340-06010	7.1090

TOYOTA

84340-09010	7.1212
84340-09020	7.1212
84340-09030	7.1211
84340-09040	7.1212
84340-09070	7.1212
84340-09310	7.1212
84340-10020	7.1017
84340-12020	7.1022
84340-19015	7.1211
84340-19025	7.1212
84340-20011	7.1022
84340-20060	7.1090
84340-22040	7.1022
84340-22060	7.1022
84340-22071	7.1022
84340-22072	7.1022
84340-22090	7.1053
84340-22100	7.1053
84340-22110	7.1053
84340-26010	7.1027
84340-28010	7.1017
84340-28030	7.1053
84340-30030	7.1017
84340-30040	7.1017
84340-30050	7.1053
84340-30070	7.1053
84340-32010	7.1017
84340-32030	7.1169
84340-32050	7.1089
84340-32070	7.1090
84340-32090	7.1089
84340-32110	7.1090
84340-35010	7.1022
84340-35020	7.1089
84340-35030	7.1090
84340-36030	7.1022
84340-37040	7.1211
84340-37050	7.1212
84340-42010	7.1089
84340-42020	7.1090
84340-47010	7.1089
84340-47020	7.1090
84340-49015	7.1211
84340-49025	7.1212
84340-49035	7.1211
84340-49045	7.1212
84340-50010	7.1053
84340-50020	7.1090
84340-69015	7.1212
84340-69025	7.1212
84340-69035	7.1211
84340-69075	7.1254
84520-24010	7.1257
84520-42010	7.1257
84520-52020	7.1257
84522-52010	7.1257
84540-17010	7.6295
84540-52020	7.6302
84540-52030	7.6299
84540-52060	7.6301
84540-70020	7.6295
84545-12010	7.6246
84545-20020	7.6246
84545-20021	7.6326
88280-14030	7.1259
88280-42010	7.1258
SU001-00467	7.6218
SU001-00591	7.0130
SU001-01085	7.0130
SU001-A0799	7.6217
SU001-A0800	7.6218

TRW

TRW074	7.0096
--------	---------------

TRW

TRW1119	7.1248
TRW1127	7.1249
TRW132	7.0096
TRW136	7.0096
TRW213	7.0096
TRW245	7.0000
TRW246	7.1248
TRW298	7.0096
TRW318	7.0096
TRW376	7.0096
TRW401	7.0096
TRW430	7.0096
TRW435	7.0096
TRW475	7.0096
TRW4J	7.6239
TRW517	7.0096

VAUXHALL

12846100	7.6323
13118574	7.1205
13173407	7.1205
13178792	7.1208
24 459 626	7.6254
24461314	7.0162
24461315	7.0141
25180905	7.0096
30592463	7.1207
30592685	7.6249
55 202 374	7.0096
55203408	7.6142
55233423	7.0163
55354325	7.0141
55354378	7.0069
55581588	7.0183
55583570	7.6323
55701395	7.1208
55701396	7.1207
90 569 684	7.0069
90059582	7.1083
90196375	7.1050
90245033	7.6073
90245780	7.1065
90336039	7.0069
90460326	7.1163
90482454	7.6073
90492444	7.1123
90494519	7.1110
90504499	7.1050
90507539	7.0069
90534902	7.0141
90569685	7.1110
91 85 906	7.1208
9108194	7.0131
9109725	7.6017
9110231	7.0076
9112452	7.1149
91166991	7.1150
91167519	7.6096
9120784	7.1075
9132299	7.1155
9132300	7.1156
9149766	7.1163
9160984	7.1148
9161022	7.6151
9175172	7.1181
9175185	7.1156
9185907	7.1207
9185908	7.6249
9197391	7.1112
9201436	7.0076
9204032	7.6219
9213767	7.1273
93160284	7.0151

VAUXHALL		VOLVO		VW		VW	
93160657	7.0151	30874183	7.0114	028 919 081 J	7.0133	06K 919 081	7.0192
93161462	7.6245	30874788	7.0114	02A 945 413	7.6193	06K 919 081 B	7.0212
93161662	7.0178	30882369	7.0076	02A 945 413 B	7.6193	078 919 081 A	7.0111
93177490	7.0096	30899625	7.6096	02A 945 413 C	7.6193	079 919 081	7.0171
93180245	7.0166	31216548	7.0076	02K 945 415	7.6205	079 919 081 D	7.0174
93190643	7.0183	31219025	7.6276K	02K 945 415 C	7.6215	084 941 521	7.6010
93192725	7.0076	31259226	7.0130	02K 945 415 D	7.6215	084 945 415	7.6126
93193582	7.0096	31264377	7.1245	02K 945 415 E	7.6215	087 919 827	7.6339
93193712	7.0017	31367478	7.6267	02K 945 415 F	7.6215	113 919 081	7.0007
93194931	7.1212	31367479	7.6242	02K 945 415 G	7.6215	113 945 515 H	7.1102
93195087	7.0166	31367988	7.6272	02K 945 415 K	7.6215	171 919 829 A	7.0051
93197098	7.0166	3287726	7.0034	02T 945 415	7.6266	191 945 515	7.1055
93197675	7.1225	3287726-8	7.0034	02T 945 415 D	7.6266	191 945 515 A	7.1055
93197677	7.1224	3292319	7.1010	02T 945 415 E	7.6266	191 945 515 B	7.1055
93198166	7.0178	3292319-5	7.1010	02T 945 415 K	7.6266	1C0 945 511 A	7.1230
93198196	7.0151	3342004	7.0006	02T 945 415 L	7.6266	1C0 945 511 A NAR	7.1230
93198197	7.0131	3342004-3	7.0006	02T 945 415 P	7.6266	1C0 945 511 A RDW	7.1230
93318082	7.0069	3343237	7.0075	02T 945 415 Q	7.6266	1H0 927 189 A	7.1143
93851952	7.1223	3343237-8	7.0075	030 919 081 I	7.0149	1H0 927 189 C	7.1142
93852863	7.1149	3343427	7.0076	030 919 081 B	7.0138	1H0 927 189 D	7.1143
93868387	7.1332	3343427-5	7.0076	030 919 081 C	7.0138	1H0 927 189 E	7.1198
93868388	7.1223	3412682	7.1041	036 919 081 A	7.0139	1HM 945 515	7.1055
93868389	7.1291	3412682-1	7.1041	036 919 081 B	7.0139	1J0 927 189	7.1220
94109863	7.1044	3416102	7.6044	036 919 081 C	7.0174	1J0 927 189 B	7.1152
94312940	7.0015	3416102-6	7.6044	036 919 081 D	7.0139	1J0 927 189 C	7.1152
95507458	7.6271	3474114	7.6096	037 919 081 B	7.0136	1J0 927 189 E	7.1220
95508026	7.1287	3474114-0	7.6096	038 919 081	7.0132	1J0 927 189 F	7.1220
95508027	7.1258	3544691	7.1014	038 919 081 A	7.0095	1J0 945 511	7.1151
95509636	7.1247	3544691-3	7.1014	038 919 081 B	7.0134	1J0 945 511 A	7.1151
95510056	7.1226	3545316	7.0056	038 919 081 C	7.0132	1J0 945 511 B	7.1151
95512141	7.6196	3545316-6	7.0056	038 919 081 F	7.0134	1J0 945 511 C	7.1151
95512169	7.6067	3545696	7.0056	038 919 081 G	7.0134	1J0 945 511 D	7.1151
95514760	7.1223	3545696-1	7.0056	038 919 081 H	7.0132	1J0 945 511 E	7.1151
95515260	7.6271	679364	7.1014	038 919 081 K	7.0132	1J0 945 511 F	7.1151
95515589	7.0035	679364-0	7.1014	038 919 081 M	7.0134	1K0 927 810 B	7.1309
95516088	7.6245	8653814	7.0130	038 919 081 N	7.0095	1K0 927 810 C	7.1309
95961350	7.0069	8691591	7.1271	038 919 081 P	7.0134	1K0 927 810 D	7.1309
96494264	7.0069	8691593	7.1221	03C 919 081	7.0196	1K0 927 810 E	7.1309
96628564	7.1242	9128771	7.0151	03L 919 081	7.0219	1K0 945 459 A	7.1232
97375663	7.0170	9128771-4	7.0151	03N 919 081	7.0217	1K0 945 459 C	7.1232
98013014	7.0015	9186134	7.0108	047 919 081 A	7.0140	1K2 945 511	7.1229
		9442728	7.6036	04E 919 081 A	7.0192	1K2 945 511 NAR	7.1229
				04L 919 081	7.0204	1K2 945 511 RDW	7.1229
				04L 919 081 A	7.0205	251 941 521	7.6010
				04L 919 081 B	7.0205	2E0 907 457	7.1222
				056 919 081	7.0045	2E0 907 457 A	7.1222
				056 919 081 C	7.0008	2E0 945 515 A	7.1252
				056 919 081 E	7.0045	2E0 945 515 B	7.1252
				059 919 081	7.0007	2E0 945 515 C	7.1215
				059 919 081 D	7.0190	311 919 081 A	7.0007
				059 919 081 E	7.0197	322 945 515	7.1056
				059 919 081 G	7.0190	3B0 945 511	7.1229
				059 919 081 H	7.0197	3B0 945 511 A	7.1229
				061 919 081	7.0010	3B0 945 511 B	7.1228
				062 919 081	7.0000	3B0 945 511 B	7.1229
				068 919 081	7.0046	3B0 945 511 C	7.1228
				068 919 081 A	7.0095	3B0 945 511 C	7.1229
				068 919 081 C	7.0095	3B0 945 511 D	7.1229
				068 919 081 D	7.0046	3C0 698 459 A	7.1232
				06A 919 081	7.0134	3C0 698 459 B	7.1232
				06A 919 081 A	7.0135	3C0 927 810 A	7.1310
				06A 919 081 B	7.0136	3C0 927 810 B	7.1311
				06A 919 081 C	7.0139	3C0 927 810 C	7.1311
				06A 919 081 D	7.0135	3C0 927 810 D	7.1311
				06A 919 081 E	7.0135	443 945 515	7.1087
				06A 919 081 F	7.0135	481 945 515	7.1014
				06A 919 081 J	7.0135	4A0 945 515	7.1126
				06D 919 031	7.0159	4A0 945 515 A	7.1126
				06D 919 081 B	7.0168	547 945 515 A	7.1041
				06E 919 031	7.0167	5G0 698 459	7.1232
				06E 919 081 B	7.0185	5N0 945 459 A	7.1232
				06E 919 081 C	7.0185	6C0 927 810	7.1337
				06E 919 081 F	7.0192	6C0 927 810 A	7.1337
				06E 919 081 G	7.0190	6K0 945 515	7.1055
				06H 919 081	7.0192	6K0 945 515 A	7.1129
				06H 919 081 A	7.0192	6Q0 927 189	7.1220

VOLVO		VW	
1257137	7.0008	002 945 415	7.6216
1257137-8	7.0008	002 945 415 A	7.6125
1266085	7.0047	002 945 415 B	7.6125
1266085-8	7.0047	002 945 415 D	7.6238
1307086	7.6036	004 941 521	7.6133
1307086-7	7.6036	008 945 415	7.6152
1324750	7.0047	00A 919 081	7.0026
1324750-7	7.0047	012 919 823 F	7.6195
1347003	7.0056	014 919 361	7.6010
1347003-4	7.0056	014 941 521 1	7.6010
1606877	7.0047	01E 941 521	7.6099
1606877-7	7.0047	01E 941 521 A	7.6256
272484	7.0056	01E 941 521 B	7.6256
30614438	7.6212	020 941 521 A	7.6009
30711658	7.0146	020 945 415 A	7.6125
30713497	7.0114	021 919 081	7.0007
30713679	7.6274K	021 919 081 A	7.0007
30725229	7.0130	021 919 081 B	7.0007
30729812	7.6272	021 919 081 C	7.0008
30752408	7.1221	021 919 081 D	7.0007
30757396	7.0146	026 919 081 1	7.0008
30773748	7.1236	027 919 081 1	7.0149
30773935	7.1231	028 919 081	7.0007
30773936	7.1237	028 919 081 A	7.0010
30774465	7.6242	028 919 081 B	7.0010
30774466	7.6267	028 919 081 C	7.0007
30787817	7.6275K	028 919 081 D	7.0108
30870941	7.1075	028 919 081 E	7.0133
30870941-9	7.1075	028 919 081 G	7.0133
30874168	7.6084	028 919 081 H	7.0108

VW

6Q0 945 511	7.1228
6U0 945 515	7.1000
6U0 945 515 A	7.1000
7H0 927 189	7.1220
7L6 945 511	7.1229
811 945 513	7.1015
857 945 515	7.1015
857 945 515 A	7.1015
8E0 927 189	7.1220
8E0 927 189 B	7.1220
8E0 945 515	7.1229
8P0 698 459	7.1232
8P0 698 459 A	7.1232
8P0 698 459 B	7.1232
8Z0 945 511	7.1151
J83 530 140 30	7.0017
J83 530 140 70	7.0114
J83 530 300 60	7.0016
J84 210 120 40	7.6111
J84 340 300 30	7.1017
J84 340 320 50	7.1089

ZASTAVA

01009677	7.1000
01450185	7.0000
04177124	7.1000
04209632	7.6000



CROSS REFERENCE LIST OTHER MANUFACTURERS

·TABELLA COMPARATIVA ALTRI COSTRUTTORI ·TABLE DE COMPARAISON D'AUTRES FABRICANTS
·VERGLEICHSTABELLE ANDERE HERSTELLER ·TABLA DE EQUIVALENCIAS OTRAS FABRICANTES

POSSIBLE CROSS REFERENCE FROM OTHER MANUFACTURERS

- POSSIBILI CROSS REFERENCE DI ALTRI COSTRUTTORI
- RENVOIS POSSIBLES À D'AUTRES FABRICANTS
- MÖGLICHE QUERVERWEISE AUF ANDERE HERSTELLER
- POSIBLES REFERENCIAS CRUZADAS DE OTRAS FABRICANTES

0986 344 032	7.0007	3.234236	7.6240	5.140048	7.1151	5.140125	7.1271
0986 344 032	7.0008	3.234237	7.6242	5.140049	7.1152	5.140126	7.1272
0986 344 032	7.0010	3.234238	7.6243	5.140050	7.1153	5.140127	7.1273
0986 344 036	7.0000	3.234239	7.6246	5.140051	7.1155	5.140128	7.1274
0986 344 036	7.0006	3.234240	7.6249	5.140052	7.1156	5.140129	7.1275
0986 344 036	7.0023	3.234241	7.6252	5.140053	7.1157	5.140130	7.1281
0986 344 040	7.0001	3.234242	7.6253	5.140054	7.1159	5.140131	7.1287
0986 344 040	7.0026	3.234243	7.6254	5.140055	7.1273	5.140132	7.1192
0986 344 040	7.0052	3.234244	7.6255	5.140056	7.1161	5.140133	7.1146
0986 344 044	7.0007	3.234245	7.6015	5.140057	7.1163	5.140134	7.1203
0986 344 044	7.0008	3.234247	7.6259	5.140058	7.1165	5.140135	7.1276
0986 344 044	7.0010	3.234248	7.6260	5.140059	7.1166	5.140136	7.1282
0986 344 056	7.0007	3.234249	7.6261	5.140060	7.1052	50500	7.0027
0986 344 056	7.0010	3.234250	7.6265	5.140060	7.1169	50500	7.0047
0986 344 058	7.0007	3.234251	7.6267	5.140061	7.1170	50510	7.0032
0986 344 058	7.0010	3.234252	7.6270	5.140062	7.1171	50530	7.0027
0986 344 080	7.0074	3.234253	7.6272	5.140063	7.1175	50540	7.0031
0986 344 082	7.0007	3.234254	7.6274K	5.140064	7.1177	50570	7.0001
0986 344 082	7.0008	3.234255	7.6275K	5.140065	7.1178	50570	7.0026
0986 344 082	7.0072	3.234256	7.6276K	5.140066	7.1179	50590	7.0011
0986 344 082	7.0108	3.234257	7.6283	5.140067	7.1181	50591	7.0145
0986 344 089	7.0020	3.234258	7.6295	5.140068	7.1184	50591	7.0156
0986 344 089	7.0057	3.234259	7.6299	5.140069	7.1187	50592	7.0156
0986 344 089	7.0098	3.234260	7.6301	5.140070	7.1191	50600	7.0032
0986 345 005	7.0016	3.234261	7.6302	5.140071	7.1194	50620	7.0027
0986 345 005	7.0027	3.234262	7.6308	5.140072	7.1195	50660	7.0119
0986 345 110	7.1102	3.234263	7.6309	5.140073	7.1196	50700	7.0015
0986 345 116	7.1102	3.234264	7.6311	5.140074	7.1197	50721	7.0071
0986 345 118	7.1102	3.234265	7.6313	5.140075	7.1198	50725	7.0057
255100	7.0114	3.234266	7.6314	5.140076	7.1202	50730	7.0052
255101	7.0116	3.234267	7.6315	5.140077	7.1205	50750	7.0014
255103	7.0179	3.234268	7.6317	5.140078	7.1206	50751	7.0059
255104	7.0180	3.234269	7.6319	5.140079	7.1207	50800	7.0016
255105	7.0130	3.234270	7.6320	5.140080	7.1208	50810	7.0017
255106	7.0076	3.234271	7.6321	5.140081	7.1209	50811	7.0094
3.234101	7.6151	3.234272	7.6323	5.140082	7.1210	50820	7.0035
3.234106	7.6067	3.234273	7.6324	5.140083	7.1211	50820	7.0094
3.234110	7.6106	3.234274	7.6326	5.140084	7.1212	50840	7.0006
3.234120	7.6099	3.234275	7.6327	5.140085	7.1213	50850	7.0037
3.234121	7.6108	3.234276	7.6107	5.140086	7.1192	50860	7.0056
3.234132	7.6096	360-081-061-002C	7.0659	5.140087	7.1214	50870	7.0021
3.234135	7.6114	360-081-061-003C	7.0659	5.140088	7.1215	50871	7.0116
3.234139	7.6142	4.285507	7.0085	5.140089	7.1217	50875	7.0021
3.234142	7.6096	5.140010	7.1000	5.140090	7.1219	50880	7.0022
3.234150	7.6256	5.140012	7.1066	5.140091	7.1220	50930	7.0000
3.234165	7.6266	5.140016	7.1004	5.140092	7.1221	50930	7.0005
3.234166	7.6215	5.140017	7.1017	5.140093	7.1222	50930	7.0006
3.234180	7.6217	5.140018	7.1025	5.140094	7.1223	50930	7.0023
3.234181	7.6218	5.140019	7.1041	5.140095	7.1224	50935	7.0069
3.234182	7.6271	5.140020	7.1044	5.140096	7.1225	50936	7.0070
3.234200	7.6245	5.140021	7.1055	5.140097	7.1226	50938	7.0141
3.234202	7.6031	5.140022	7.1059	5.140098	7.1227	50941	7.0082
3.234203	7.6038	5.140023	7.1065	5.140099	7.1228	50950	7.0008
3.234204	7.6073	5.140024	7.1068	5.140100	7.1229	50960	7.0007
3.234205	7.6084	5.140025	7.1069	5.140101	7.1230	50960	7.0010
3.234206	7.6093	5.140026	7.1075	5.140102	7.1231	50981	7.0096
3.234207	7.6102	5.140027	7.1087	5.140103	7.1235	50982	7.0097
3.234208	7.6111	5.140028	7.1088	5.140104	7.1236	50990	7.0003
3.234212	7.6120	5.140029	7.1089	5.140105	7.1237	50999	7.0085
3.234214	7.6125	5.140030	7.1091	5.140106	7.1242	51001	7.0091
3.234215	7.6131	5.140031	7.1101	5.140107	7.1244	51030	7.0046
3.234216	7.6147	5.140032	7.1107	5.140108	7.1245	51031	7.0095
3.234217	7.6165	5.140033	7.1108	5.140109	7.1247	51050	7.0037
3.234218	7.6176	5.140033	7.1127	5.140110	7.1248	51100	7.0061
3.234219	7.6193	5.140033	7.1153	5.140111	7.1249	51110	7.0017
3.234220	7.6195	5.140034	7.1110	5.140112	7.1250	51114	7.0145
3.234221	7.6196	5.140035	7.1111	5.140113	7.1251	51117	7.0160
3.234222	7.6202	5.140036	7.1123	5.140114	7.1252	51118	7.0143
3.234223	7.6205	5.140037	7.1126	5.140115	7.1254	51121	7.0195
3.234224	7.6206	5.140038	7.1127	5.140116	7.1257	51122	7.0182
3.234225	7.6211	5.140039	7.1132	5.140117	7.1258	51123	7.0180
3.234226	7.6212	5.140040	7.1137	5.140118	7.1259	51124	7.0171
3.234227	7.6216	5.140041	7.1140	5.140119	7.1260	51126	7.0166
3.234230	7.6219	5.140042	7.1143	5.140120	7.1261	51129	7.0187
3.234231	7.6231	5.140043	7.1145	5.140121	7.1264	51130	7.0034
3.234232	7.6232	5.140044	7.1147	5.140122	7.1265	51131	7.0076
3.234233	7.6235	5.140045	7.1148	5.140123	7.1266	51132	7.0075
3.234234	7.6238	5.140046	7.1149	5.140124	7.1269	51133	7.0076
3.234235	7.6239	5.140047	7.1150	5.140124	7.1272	51134	7.0084

51135	7.0110	51563	7.1247	51677	7.1169	54314	7.6114
51137	7.0181	51564	7.1245	51679	7.1147	54315	7.6245
51138	7.0179	51565	7.1244	51680	7.1000	54350	7.6015
51139	7.0178	51566	7.1236	51681	7.1049	54350	7.6044
51140	7.0016	51568	7.1221	51682	7.1068	54351	7.6099
51145	7.0183	51569	7.1212	51683	7.1066	54352	7.6108
51146	7.0177	51570	7.1059	51684	7.1080	54460	7.6029
51147	7.0173	51571	7.1211	51686	7.1067	54462	7.6131
51148	7.0170	51572	7.1202	51687	7.1069	54500	7.6021
51150	7.0042	51573	7.1178	51688	7.1077	54600	7.6011
51151	7.0164	51574	7.1177	51690	7.1014	54601	7.6073
51152	7.0163	51578	7.1227	51691	7.1058	54602	7.6219
51153	7.0162	51590	7.1034	51692	7.1081	54610	7.6071
51154	7.0161	51594	7.1215	51693	7.1088	54611	7.6109
51156	7.0148	51596	7.1249	51694	7.1153	54660	7.6007
51157	7.0153	51597	7.1248	51696	7.1137	54665	7.6008
51158	7.0151	51599	7.1203	51698	7.1139	54666	7.6149
51159	7.0144	51600	7.1101	51699	7.1128	54668	7.6107
51161	7.0147	51601	7.1198	51700	7.1004	54669	7.6212
51162	7.0148	51602	7.1140	51701	7.1083	54670	7.6006
51163	7.0146	51603	7.1237	51720	7.1050	54686	7.6078
51164	7.0133	51604	7.1231	51723	7.1098	54693	7.6094
51165	7.0135	51605	7.1250	51724	7.1082	54695	7.6103
51168	7.0134	51606	7.1241	51726	7.1060	54698	7.6127
51169	7.0132	51607	7.1235	51730	7.1052	54701	7.6135
51171	7.0129	51608	7.1226	51730	7.1304	54705	7.6143
51173	7.0131	51609	7.1225	51731	7.1104	54708	7.6153
51174	7.0130	51612	7.1224	51750	7.1028	54724	7.6174
51176	7.0124	51613	7.1220	51771	7.1089	54728	7.6181
51177	7.0108	51614	7.1208	51787	7.1265	54740	7.6173
51179	7.0120	51615	7.1207	51788	7.1282	54741	7.6175
51181	7.0114	51617	7.1230	51789	7.1276	54742	7.6196
51185	7.0086	51619	7.1213	51791	7.1272	54743	7.6198
51295	7.1092	51623	7.1223	51792	7.1274	54744	7.6211
51300	7.1026	51625	7.1196	51793	7.1275	54747	7.6229
51300	7.6078	51626	7.1217	51794	7.1287	54748	7.6249
51311	7.1062	51627	7.1205	51795	7.1300	54749	7.6206
51316	7.1044	51628	7.1195	51796	7.1125	54760	7.6036
51370	7.1027	51629	7.1192	51796	7.1294	54761	7.6044
51410	7.1017	51632	7.1187	51797	7.1242	54770	7.6209
51420	7.1006	51633	7.1184	51798	7.1258	54771	7.6231
51421	7.1057	51633	7.1187	51799	7.1259	54772	7.6235
51423	7.1166	51634	7.1179	51800	7.1022	54773	7.6236
51430	7.1012	51635	7.1176	51801	7.1289	54776	7.6239
51432	7.1075	51636	7.1175	51802	7.1297	54777	7.6240
51432	7.1131	51637	7.1174	51803	7.1298	54778	7.6243
51433	7.1131	51638	7.1170	51804	7.1302	54779	7.6247
51440	7.1010	51639	7.1167	53675	7.1008	54780	7.6250
51480	7.1001	51641	7.1165	53913	7.0632	54781	7.6254
51491	7.1091	51642	7.1161	54000	7.6116	54782	7.6255
51500	7.1003	51643	7.1273	54007	7.6140	54786	7.6321
51510	7.1041	51644	7.1159	54008	7.6115	54787	7.6242
51514	7.1065	51645	7.1157	54008	7.6314	54788	7.6267
51516	7.1074	51645	7.1159	54024	7.6111	54789	7.6265
51517	7.1076	51647	7.1150	54025	7.6197	54790	7.6246
51520	7.1086	51648	7.1149	54041	7.6093	54794	7.6232
51527	7.1105	51649	7.1148	54051	7.6062	54795	7.6321
51528	7.1108	51652	7.1209	54052	7.6064	54899	7.6327
51529	7.1110	51653	7.1145	54053	7.6144	54900	7.6009
51530	7.1111	51654	7.1142	54072	7.6220	54901	7.6324
51531	7.1112	51655	7.1055	54073	7.6221	54902	7.6302
51532	7.1113	51659	7.1107	54081	7.6047	54903	7.6301
51534	7.1119	51661	7.1181	54084	7.6084	54904	7.6299
51534	7.1122	51662	7.1143	54090	7.6119	54906	7.6326
51537	7.1122	51663	7.1134	54092	7.6120	54907	7.6311
51541	7.1125	51664	7.1132	54092	7.6155	54912	7.6125
51545	7.1261	51665	7.1115	54100	7.6001	54916	7.6266
51546	7.1269	51667	7.1171	54190	7.6042	54918	7.6259
51547	7.1273	51668	7.1163	54191	7.6074	54918	7.6260
51551	7.1247	51669	7.1156	54200	7.6035	54919	7.6261
51553	7.1281	51670	7.1008	54210	7.6038	54920	7.6271
51554	7.1271	51670	7.1009	54211	7.6067	54921	7.6272
51555	7.1266	51671	7.1140	54250	7.6000	54922K	7.6274K
51556	7.1264	51672	7.1151	54260	7.6002	54923K	7.6275K
51558	7.1257	51673	7.1155	54262	7.6142	54924K	7.6276K
51559	7.1254	51674	7.1162	54264	7.6218	54925	7.6295
51560	7.1014	51675	7.1127	54265	7.6217	54926	7.6283
51561	7.1252	51676	7.1131	54300	7.6017	54927	7.6308
51562	7.1251	51677	7.1017	54311	7.6096	54928	7.6309

54929	7.6313	ADG06615	7.0098	BLS1051	7.1067	BLS1184	7.1215
54931	7.6315	ADG06617	7.0114	BLS1052	7.1069	BLS1185	7.1217
54932	7.6317	ADH21401	7.6246	BLS1054	7.1014	BLS1186	7.1281
54933	7.6319	ADH26601	7.0014	BLS1055	7.1058	BLS1187	7.1264
54934	7.6320	ADH26601	7.0015	BLS1056	7.1081	BLS1188	7.1254
54935	7.6323	ADH26604	7.0015	BLS1057	7.1088	BLS1189	7.1245
54936	7.6318	ADH26605	7.0114	BLS1058	7.1004	BLS1190	7.1244
54937	7.6147	ADH26606	7.0091	BLS1059	7.1083	BLS1191	7.1211
54938	7.6151	ADH26607	7.0015	BLS1061	7.1050	BLS1192	7.1269
54939	7.6202	ADH26608	7.0114	BLS1063	7.1162	BLS1193	7.1272
54950	7.6102	ADJ131408	7.1081	BLS1064	7.1098	BLS1194	7.1275
54990	7.6110	ADJ131409	7.1247	BLS1066	7.1060	BLS1195	7.1227
54992	7.6339	ADJ136601	7.0071	BLS1067	7.1052	BLS1196	7.1125
82.001	7.0007	ADK81401	7.6219	BLS1067	7.1304	BLS1196	7.1294
82.001	7.0008	ADK86603	7.0116	BLS1068	7.1104	BLS1198	7.1265
82.001	7.0010	ADM56605	7.0016	BLS1070	7.1028	BLS1199	7.1282
82.001	7.0108	ADM56606C	7.0114	BLS1072	7.1089	BLS1200	7.1276
82.002	7.0001	ADM56607	7.0011	BLS1074	7.1022	BLS1201	7.1202
82.002	7.0026	ADM56608	7.0148	BLS1080	7.1074	BLS1202	7.1300
82.002	7.0060	ADM56608	7.0156	BLS1084	7.1108	BLS1214	7.1261
82.003	7.0015	ADM56609	7.0145	BLS1085	7.1110	BS4501	7.1007
82.003	7.0017	ADM56610	7.0146	BLS1086	7.1111	BS4501	7.1008
82.003	7.0059	ADN11451	7.6314	BLS1087	7.1112	BS4501	7.1009
82.004	7.0014	ADN11452	7.1165	BLS1088	7.1113	BS4505	7.1010
82.005	7.0016	ADN11453	7.1202	BLS1089	7.1119	BS4506	7.1012
82.006	7.0014	ADN11454	7.1202	BLS1089	7.1122	BS4507	7.1072
82.006	7.0017	ADN11455	7.6099	BLS1091	7.1017	BS4508	7.1075
82.006	7.0035	ADN11456	7.6217	BLS1091	7.1169	BS4508	7.1131
82.007	7.0096	ADN11457	7.1149	BLS1093	7.1014	BS4511	7.1049
82.008	7.0069	ADN16601	7.0015	BLS1100	7.1247	BS4513	7.1000
82.008	7.0129	ADN16601	7.0059	BLS1103	7.1176	BS4514	7.1069
82.009	7.0146	ADN16604	7.0042	BLS1104	7.1175	BS4516	7.1080
82.010	7.0011	ADN16607	7.0166	BLS1105	7.1137	BS4518	7.1041
82.011	7.0021	ADN16608	7.0042	BLS1107	7.1065	BS4519	7.1003
82.011	7.0124	ADN16610	7.0042	BLS1109	7.1151	BS4520	7.1050
82.012	7.0147	ADT36601	7.0014	BLS1110	7.1231	BS4521	7.1004
82.013	7.0148	ADT36601	7.0017	BLS1114	7.1230	BS4523	7.1055
82.013	7.0156	ADT36601	7.0035	BLS1116	7.1165	BS4528	7.1014
82.014	7.0141	ADT36601	7.0094	BLS1117	7.1148	BS4533	7.1034
82.015	7.0069	ADT36602	7.0016	BLS1118	7.1149	BS4535	7.1067
82.016	7.0076	ADT36604	7.0114	BLS1119	7.1150	BS4536	7.1052
82.017	7.0131	ADT36608	7.0130	BLS1120	7.1223	BS4536	7.1304
82.018	7.0071	ADT36609	7.0014	BLS1121	7.1195	BS4537	7.1058
82.019	7.0116	ADT36609	7.0114	BLS1122	7.1205	BS4539	7.1104
82.020	7.0130	ADZ96602	7.0151	BLS1123	7.1273	BS4540	7.1098
82.021	7.0145	ADZ96603	7.0076	BLS1124	7.1105	BS4541	7.1065
82.022	7.0120	ADZ96603	7.0131	BLS1132	7.1252	BS4542	7.1074
82.023	7.0110	ADZ96604	7.0141	BLS1133	7.1156	BS4543	7.1081
82.024	7.0091	ADZ96604	7.0163	BLS1134	7.1082	BS4546	7.1110
82.025	7.0133	ADZ96604	7.0183	BLS1136	7.1273	BS4546	7.1123
82.026	7.0138	ADZ96606	7.0069	BLS1139	7.1163	BS4547	7.1088
82.027	7.0139	BLS1006	7.1092	BLS1140	7.1208	BS4549	7.1092
82.028	7.0132	BLS1007	7.1026	BLS1141	7.1155	BS4549	7.1119
82.029	7.0134	BLS1007	7.6078	BLS1142	7.1181	BS4551	7.1060
82.030	7.0140	BLS1008	7.1062	BLS1143	7.1086	BS4553	7.1108
82.031	7.0045	BLS1009	7.1044	BLS1145	7.1122	BS4553	7.1127
82.032	7.0046	BLS1011	7.1027	BLS1146	7.1212	BS4556	7.1028
82.033	7.0135	BLS1014	7.1017	BLS1152	7.1161	BS4557	7.1025
82.034	7.0111	BLS1015	7.1006	BLS1153	7.1145	BS4559	7.1062
82.035	7.0183	BLS1016	7.1057	BLS1154	7.1127	BS4560	7.1044
83.229	7.6242	BLS1017	7.1012	BLS1155	7.1179	BS4560	7.1125
ADA106607	7.0001	BLS1018	7.1075	BLS1156	7.1213	BS4561	7.1089
ADA106607	7.0096	BLS1018	7.1131	BLS1157	7.1107	BS4562	7.1090
ADB111403	7.6131	BLS1019	7.1010	BLS1159	7.1153	BS4563	7.1017
ADC46605	7.0076	BLS1021	7.1001	BLS1160	7.1147	BS4563	7.1052
ADC46606	7.0035	BLS1023	7.1091	BLS1161	7.1225	BS4563	7.1169
ADC46606	7.0094	BLS1024	7.1003	BLS1162	7.1131	BS4565	7.1056
ADD66601	7.0014	BLS1025	7.1041	BLS1166	7.1184	BS4566	7.1082
ADD66601	7.0016	BLS1027	7.1059	BLS1166	7.1187	BS4568	7.1108
ADG01404	7.6073	BLS1033	7.1034	BLS1167	7.1247	BS4569	7.1111
ADG06606	7.0014	BLS1036	7.1101	BLS1168	7.1237	BS4570	7.1112
ADG06609	7.0017	BLS1040	7.1055	BLS1169	7.1140	BS4571	7.1115
ADG06609	7.0035	BLS1044	7.1008	BLS1170	7.1171	BS4574	7.1113
ADG06610	7.0069	BLS1044	7.1009	BLS1171	7.1187	BS4574	7.1131
ADG06611	7.0035	BLS1045	7.1000	BLS1174	7.1159	BS4576	7.1134
ADG06611	7.0195	BLS1046	7.1049	BLS1175	7.1128	BS4577	7.1137
ADG06613	7.0017	BLS1047	7.1068	BLS1176	7.1166	BS4578	7.1140
ADG06613	7.0173	BLS1048	7.1066	BLS1178	7.1235	BS4580	7.1148
ADG06614	7.0017	BLS1049	7.1080	BLS1179	7.1250	BS4581	7.1149

BS4582	7.1150	CSW1020	7.1203	LBLS081	7.1163	LCSW037	7.1258
BS4582	7.1195	CSW1021	7.1248	LBLS082	7.1208	LCSW038	7.1259
BS4583	7.1151	CSW1022	7.1157	LBLS083	7.1155	LCSW043	7.1289
BS4585	7.1155	CSW1022	7.1159	LBLS084	7.1181	LCSW044	7.1297
BS4586	7.1156	CSW1023	7.1139	LBLS085	7.1122	LCSW045	7.1298
BS4588	7.1171	CSW1026	7.1236	LBLS086	7.1212	LCSW046	7.1302
BS4592	7.1083	CSW1027	7.1271	LBLS090	7.1161	LOPS001	7.0027
BS4599	7.1163	CSW1028	7.1266	LBLS092	7.1145	LOPS001	7.0047
BS4607	7.1162	CSW1029	7.1257	LBLS093	7.1127	LOPS002	7.0032
BS4607	7.1205	CSW1030	7.1274	LBLS094	7.1179	LOPS004	7.0027
BS4608	7.1161	CSW1031	7.1287	LBLS096	7.1213	LOPS005	7.0031
BS4614	7.1235	CSW1032	7.1242	LBLS097	7.1107	LOPS008	7.0001
BS4615	7.1225	CSW1033	7.1258	LBLS098	7.1147	LOPS008	7.0026
BS4617	7.1179	CSW1034	7.1259	LBLS099	7.1225	LOPS009	7.0011
BS4619	7.1165	CSW1035	7.1221	LBLS100	7.1131	LOPS010	7.0145
BS4620	7.1181	CSW1040	7.1289	LBLS103	7.1184	LOPS010	7.0156
BS4622	7.1057	CSW1041	7.1297	LBLS103	7.1187	LOPS014	7.0032
BS4625	7.1229	CSW1042	7.1298	LBLS104	7.1247	LOPS016	7.0027
BS4626	7.1230	CSW1043	7.1302	LBLS105	7.1237	LOPS017	7.0119
BS4627	7.1228	LBLS001	7.1092	LBLS106	7.1140	LOPS018	7.0015
BS4628	7.1208	LBLS002	7.1062	LBLS107	7.1171	LOPS020	7.0071
BS4629	7.1176	LBLS003	7.1044	LBLS108	7.1187	LOPS021	7.0052
BS4632	7.1223	LBLS004	7.1027	LBLS110	7.1159	LOPS022	7.0014
BS4633	7.1224	LBLS005	7.1006	LBLS111	7.1235	LOPS023	7.0059
BS4634	7.1227	LBLS006	7.1075	LBLS112	7.1250	LOPS024	7.0016
BS4635	7.1215	LBLS006	7.1131	LBLS113	7.1215	LOPS025	7.0017
BS4636	7.1145	LBLS009	7.1091	LBLS114	7.1217	LOPS026	7.0035
BS4637	7.1146	LBLS010	7.1003	LBLS115	7.1281	LOPS026	7.0094
BS4638	7.1166	LBLS011	7.1041	LBLS116	7.1264	LOPS027	7.0056
BS4639	7.1177	LBLS012	7.1059	LBLS117	7.1254	LOPS028	7.0021
BS4640	7.1178	LBLS014	7.1034	LBLS118	7.1245	LOPS029	7.0116
BS4641	7.1198	LBLS016	7.1101	LBLS119	7.1244	LOPS030	7.0021
BS4642	7.1202	LBLS019	7.1055	LBLS120	7.1211	LOPS032	7.0000
BS4643	7.1211	LBLS022	7.1008	LBLS121	7.1269	LOPS032	7.0005
BS4644	7.1212	LBLS022	7.1009	LBLS122	7.1272	LOPS032	7.0006
BS4647	7.1231	LBLS023	7.1000	LBLS123	7.1275	LOPS032	7.0023
BS4648	7.1237	LBLS024	7.1068	LBLS124	7.1227	LOPS033	7.0069
BS4649	7.1244	LBLS025	7.1066	LBLS127	7.1265	LOPS034	7.0141
BS4650	7.1245	LBLS026	7.1069	LBLS129	7.1282	LOPS035	7.0008
BS4651	7.1247	LBLS027	7.1014	LBLS131	7.1276	LOPS036	7.0007
BS4654	7.1254	LBLS028	7.1058	LBLS133	7.1202	LOPS036	7.0010
BS4656	7.1261	LBLS029	7.1081	LBLS135	7.1300	LOPS040	7.0091
BS4657	7.1264	LBLS030	7.1088	LBLS138	7.1251	LOPS042	7.0046
BS4658	7.1265	LBLS031	7.1004	LBLS139	7.1178	LOPS043	7.0095
BS4660	7.1269	LBLS032	7.1050	LBLS140	7.1177	LOPS048	7.0037
BS4660	7.1272	LBLS033	7.1162	LBLS141	7.1125	LOPS049	7.0017
BS4661	7.1273	LBLS034	7.1098	LBLS141	7.1294	LOPS050	7.0160
BS4662	7.1275	LBLS035	7.1060	LBLS143	7.1261	LOPS051	7.0143
BS4663	7.1276	LBLS036	7.1052	LCSW001	7.1140	LOPS054	7.0195
BS4664	7.1281	LBLS036	7.1304	LCSW002	7.1132	LOPS055	7.0182
BS4665	7.1282	LBLS037	7.1104	LCSW004	7.1143	LOPS056	7.0180
BS4666	7.1294	LBLS038	7.1089	LCSW005	7.1192	LOPS057	7.0171
BS4667	7.1300	LBLS039	7.1022	LCSW006	7.1207	LOPS059	7.0166
BS4678	7.1092	LBLS044	7.1108	LCSW007	7.1220	LOPS062	7.0187
BS4678	7.1119	LBLS046	7.1110	LCSW008	7.1174	LOPS063	7.0076
BS4728	7.1232	LBLS047	7.1111	LCSW009	7.1224	LOPS064	7.0075
BS4743	7.1196	LBLS048	7.1112	LCSW010	7.1115	LOPS065	7.0076
BS4748	7.1167	LBLS049	7.1113	LCSW011	7.1134	LOPS066	7.0110
BS4749	7.1174	LBLS050	7.1119	LCSW012	7.1196	LOPS068	7.0181
BS4751	7.1143	LBLS050	7.1122	LCSW013	7.1249	LOPS069	7.0179
BS4752	7.1142	LBLS051	7.1017	LCSW014	7.1198	LOPS070	7.0178
CSW1000	7.1140	LBLS051	7.1169	LCSW015	7.1241	LOPS075	7.0183
CSW1001	7.1132	LBLS056	7.1176	LCSW016	7.1226	LOPS076	7.0177
CSW1003	7.1143	LBLS057	7.1175	LCSW017	7.1209	LOPS077	7.0173
CSW1004	7.1192	LBLS058	7.1137	LCSW018	7.1167	LOPS078	7.0170
CSW1005	7.1207	LBLS059	7.1065	LCSW019	7.1170	LOPS080	7.0042
CSW1006	7.1220	LBLS061	7.1231	LCSW021	7.1203	LOPS081	7.0164
CSW1007	7.1174	LBLS062	7.1230	LCSW022	7.1248	LOPS082	7.0163
CSW1008	7.1224	LBLS063	7.1165	LCSW023	7.1157	LOPS083	7.0162
CSW1009	7.1115	LBLS065	7.1148	LCSW023	7.1159	LOPS085	7.0153
CSW1010	7.1134	LBLS066	7.1149	LCSW026	7.1236	LOPS086	7.0151
CSW1011	7.1196	LBLS067	7.1150	LCSW027	7.1271	LOPS087	7.0144
CSW1012	7.1249	LBLS068	7.1223	LCSW028	7.1266	LOPS089	7.0147
CSW1013	7.1198	LBLS069	7.1195	LCSW029	7.1257	LOPS090	7.0148
CSW1014	7.1241	LBLS070	7.1205	LCSW030	7.1274	LOPS091	7.0146
CSW1015	7.1226	LBLS071	7.1273	LCSW031	7.1287	LOPS092	7.0133
CSW1016	7.1209	LBLS076	7.1252	LCSW032	7.1221	LOPS093	7.0135
CSW1017	7.1167	LBLS077	7.1156	LCSW035	7.1142	LOPS096	7.0134
CSW1018	7.1170	LBLS079	7.1273	LCSW036	7.1242	LOPS097	7.0132

LOPS098	7.0129	LRL091	7.6239	OPS2074	7.0156	OS3540	7.0016
LOPS100	7.0131	LRL092	7.6271	OPS2075	7.0195	OS3541	7.0014
LOPS101	7.0130	LRL093	7.6103	OPS2076	7.0057	OS3541	7.0017
LOPS103	7.0124	LRL094	7.6275K	OPS2077	7.0094	OS3543	7.0108
LOPS104	7.0108	LRL095	7.6313	OPS2079	7.0141	OS3544	7.0119
LOPS105	7.0114	LRL096	7.6315	OPS2081	7.0061	OS3545	7.0031
LRL001	7.6116	LRL097	7.6259	OPS2082	7.0131	OS3549	7.0042
LRL002	7.6140	LRL097	7.6260	OPS2083	7.0130	OS3551	7.0091
LRL003	7.6115	LRL098	7.6323	OPS2085	7.0114	OS3553	7.0110
LRL003	7.6314	LRL099	7.6326	OPS2088	7.0164	OS3554	7.0070
LRL004	7.6111	LRL100	7.6274K	OPS2089	7.0145	OS3555	7.0120
LRL005	7.6093	LRL101	7.6295	OPS2096	7.0144	OS3557	7.0114
LRL006	7.6144	LRL102	7.6261	OPS2097	7.0146	OS3560	7.0085
LRL007	7.6047	LRL103	7.6320	OPS2098	7.0148	OS3561	7.0056
LRL008	7.6084	LRL105	7.6232	OPS2100	7.0148	OS3562	7.0071
LRL009	7.6119	LRL106	7.6255	OPS2103	7.0135	OS3566	7.0130
LRL010	7.6120	LRL107	7.6319	OPS2105	7.0178	OS3567	7.0131
LRL010	7.6155	LRL108	7.6276K	OPS2106	7.0160	OS3568	7.0132
LRL011	7.6001	LRL110	7.6311	OPS2108	7.0151	OS3569	7.0134
LRL012	7.6038	LRL113	7.6327	OPS2109	7.0133	OS3570	7.0135
LRL013	7.6067	LRL114	7.6324	OPS2110	7.0132	OS3571	7.0138
LRL014	7.6000	LRL115	7.6302	OPS2113	7.0134	OS3572	7.0139
LRL015	7.6142	LRL116	7.6301	OPS2124	7.0171	OS3573	7.0141
LRL016	7.6017	LRL117	7.6299	OPS2126	7.0177	OS3573	7.0183
LRL017	7.6096	LRL119	7.6318	OPS2127	7.0173	OS3574	7.0069
LRL018	7.6114	LRL120	7.6147	OPS2130	7.0170	OS3575	7.0133
LRL019	7.6015	LRL123	7.6339	OPS2135	7.0086	OS3577	7.0014
LRL019	7.6044	OPS2001	7.0027	OPS2136	7.0162	OS3577	7.0017
LRL020	7.6099	OPS2001	7.0047	OPS2137	7.0163	OS3577	7.0035
LRL021	7.6108	OPS2002	7.0032	OPS2138	7.0187	OS3577	7.0094
LRL023	7.6029	OPS2004	7.0027	OPS2141	7.0129	OS3579	7.0136
LRL024	7.6131	OPS2005	7.0031	OPS2142	7.0179	OS3580	7.0140
LRL025	7.6021	OPS2008	7.0001	OPS2143	7.0153	OS3581	7.0144
LRL026	7.6011	OPS2008	7.0026	OPS2149	7.0147	OS3582	7.0145
LRL027	7.6073	OPS2009	7.0011	OPS2150	7.0181	OS3583	7.0146
LRL028	7.6071	OPS2010	7.0032	OPS2151	7.0161	OS3584	7.0147
LRL029	7.6109	OPS2013	7.0027	OPS2156	7.0120	OS3585	7.0148
LRL030	7.6007	OPS2015	7.0119	OPS2158	7.0632	OS3585	7.0156
LRL031	7.6006	OPS2017	7.0015	OPS2160	7.0037	OS3586	7.0150
LRL032	7.6036	OPS2021	7.0071	OPS2162	7.0182	OS3587	7.0151
LRL036	7.6009	OPS2022	7.0052	OPS2163	7.0180	OS3588	7.0153
LRL039	7.6125	OPS2023	7.0017	OPS2165	7.0166	OS3590	7.0159
LRL041	7.6107	OPS2024	7.0014	OPS2167	7.0183	OS3591	7.0162
LRL042	7.6212	OPS2025	7.0059	OPS2176	7.0108	OS3592	7.0163
LRL043	7.6149	OPS2029	7.0016	OS3500	7.0082	OS3593	7.0164
LRL044	7.6211	OPS2030	7.0017	OS3506	7.0021	OS3596	7.0168
LRL046	7.6196	OPS2031	7.0035	OS3506	7.0124	OS3597	7.0170
LRL047	7.6235	OPS2031	7.0094	OS3508	7.0116	OS3598	7.0173
LRL048	7.6317	OPS2033	7.0006	OS3509	7.0057	OS3600	7.0176
LRL050	7.6321	OPS2034	7.0037	OS3509	7.0098	OS3601	7.0178
LRL051	7.6206	OPS2035	7.0056	OS3513	7.0000	OS3602	7.0179
LRL052	7.6308	OPS2036	7.0021	OS3513	7.0006	OS3603	7.0181
LRL053	7.6309	OPS2037	7.0116	OS3513	7.0023	OS3604	7.0187
LRL054	7.6254	OPS2038	7.0021	OS3514	7.0034	OS3606	7.0135
LRL055	7.6242	OPS2039	7.0022	OS3515	7.0075	OS3606	7.0174
LRL056	7.6267	OPS2043	7.0000	OS3516	7.0076	OS3614	7.0086
LRL057	7.6236	OPS2043	7.0005	OS3517	7.0084	OS3625	7.0160
LRL058	7.6283	OPS2043	7.0006	OS3518	7.0000	OS3627	7.0166
LRL060	7.6272	OPS2043	7.0023	OS3521	7.0069	OS3628	7.0171
LRL061	7.6250	OPS2044	7.0069	OS3521	7.0096	OS3629	7.0177
LRL063	7.6243	OPS2048	7.0082	OS3522	7.0001	OS3630	7.0180
LRL064	7.6266	OPS2049	7.0008	OS3522	7.0026	OS3631	7.0182
LRL065	7.6231	OPS2050	7.0007	OS3522	7.0060	OS3633	7.0189
LRL066	7.6321	OPS2050	7.0010	OS3523	7.0011	OS3634	7.0192
LRL067	7.6265	OPS2054	7.0097	OS3524	7.0011	OS3635	7.0195
LRL068	7.6245	OPS2055	7.0003	OS3528	7.0046	OS3636	7.0196
LRL069	7.6209	OPS2056	7.0085	OS3529	7.0095	OS3698	7.0188
LRL070	7.6219	OPS2058	7.0091	OS3531	7.0008	RLS5001	7.6116
LRL071	7.6218	OPS2061	7.0046	OS3531	7.0072	RLS5005	7.6140
LRL078	7.6151	OPS2062	7.0095	OS3532	7.0007	RLS5006	7.6115
LRL079	7.6078	OPS2066	7.0034	OS3532	7.0010	RLS5006	7.6314
LRL080	7.6175	OPS2067	7.0076	OS3533	7.0005	RLS5012	7.6111
LRL081	7.6247	OPS2068	7.0075	OS3535	7.0052	RLS5013	7.6093
LRL082	7.6246	OPS2069	7.0076	OS3536	7.0037	RLS5015	7.6062
LRL083	7.6174	OPS2070	7.0084	OS3537	7.0027	RLS5016	7.6064
LRL084	7.6202	OPS2071	7.0110	OS3537	7.0047	RLS5017	7.6144
LRL085	7.6240	OPS2072	7.0016	OS3538	7.0015	RLS5021	7.6047
LRL088	7.6102	OPS2073	7.0042	OS3538	7.0017	RLS5024	7.6084
LRL090	7.6217	OPS2074	7.0145	OS3538	7.0059	RLS5025	7.6119

RLS5027	7.6120	RLS5163	7.6240	RS5577	7.6218	SBL033	7.1169
RLS5027	7.6155	RLS5165	7.6128	RS5584	7.6245	SBL034	7.1143
RLS5028	7.6001	RLS5168	7.6102	RS5589	7.6309	SBL036	7.1014
RLS5029	7.6042	RLS5172	7.6217	RS5591	7.6021	SBL038	7.1104
RLS5030	7.6074	RLS5173	7.6066	RS5592	7.6078	SBL039	7.1132
RLS5031	7.6035	RLS5174	7.6143	RS5593	7.6088	SBL040	7.1181
RLS5032	7.6038	RLS5176	7.6239	RS5594	7.6115	SBL041	7.1089
RLS5033	7.6067	RLS5177	7.6271	RS5594	7.6314	SBL042	7.1022
RLS5036	7.6000	RLS5181	7.6275K	RS5595	7.6116	SBL044	7.1131
RLS5037	7.6002	RLS5182	7.6313	RS5596	7.6144	SBL045	7.1155
RLS5039	7.6142	RLS5183	7.6315	RS5597	7.6149	SBL046	7.1069
RLS5042	7.6017	RLS5184	7.6259	RS5598	7.6151	SBL047	7.1065
RLS5045	7.6096	RLS5184	7.6260	RS5599	7.6162	SBL048	7.1027
RLS5048	7.6114	RLS5185	7.6323	RS5600	7.6196	SBL050	7.1140
RLS5049	7.6015	RLS5186	7.6326	RS5601	7.6197	SBL051	7.1003
RLS5049	7.6044	RLS5187	7.6274K	RS5602	7.6202	SBL054	7.1113
RLS5050	7.6099	RLS5188	7.6295	RS5603	7.6206	SBL055	7.1059
RLS5051	7.6108	RLS5189	7.6261	RS5605	7.6211	SBL056	7.1107
RLS5055	7.6029	RLS5190	7.6320	RS5606	7.6219	SBL057	7.1137
RLS5057	7.6131	RLS5192	7.6232	RS5607	7.6220	SBL058	7.1044
RLS5059	7.6021	RLS5193	7.6255	RS5608	7.6231	SBL059	7.1184
RLS5063	7.6011	RLS5194	7.6181	RS5609	7.6232	SBL059	7.1187
RLS5064	7.6073	RLS5195	7.6319	RS5610	7.6235	SBL060	7.1119
RLS5065	7.6071	RLS5196	7.6276K	RS5611	7.6238	SBL060	7.1122
RLS5066	7.6109	RLS5197	7.6229	RS5613	7.6242	SBL061	7.1062
RLS5068	7.6007	RLS5202	7.6153	RS5614	7.6243	SBL062	7.1147
RLS5070	7.6008	RLS5206	7.6311	RS5615	7.6246	SBL063	7.1171
RLS5071	7.6006	RLS5207	7.6327	RS5616	7.6247	SBL064	7.1217
RLS5073	7.6036	RLS5208	7.6324	RS5617	7.6250	SBL065	7.1080
RLS5074	7.6044	RLS5209	7.6302	RS5620	7.6254	SBL066	7.1179
RLS5082	7.6009	RLS5210	7.6301	RS5621	7.6259	SBL067	7.1012
RLS5085	7.6125	RLS5211	7.6299	RS5622	7.6260	SBL068	7.1110
RLS5088	7.6110	RLS5217	7.6339	RS5623	7.6261	SBL069	7.1162
RLS5089	7.6107	RS5501	7.6099	RS5624	7.6265	SBL070	7.1060
RLS5090	7.6212	RS5503	7.6015	RS5625	7.6267	SBL072	7.1175
RLS5091	7.6149	RS5503	7.6044	RS5626	7.6267	SBL073	7.1165
RLS5092	7.6211	RS5504	7.6019	RS5627	7.6271	SBL074	7.1066
RLS5094	7.6196	RS5506	7.6003	RS5628	7.6272	SBL077	7.1195
RLS5095	7.6094	RS5509	7.6017	RS5629	7.6283	SBL078	7.1006
RLS5096	7.6198	RS5510	7.6096	RS5630	7.6308	SBL079	7.1205
RLS5101	7.6173	RS5512	7.6114	RS5631	7.6313	SBL080	7.1150
RLS5102	7.6235	RS5514	7.6109	RS5632	7.6315	SBL081	7.1115
RLS5103	7.6317	RS5515	7.6073	RS5633	7.6319	SBL082	7.1057
RLS5104	7.6221	RS5515	7.6249	RS5634	7.6321	SBL083	7.1187
RLS5108	7.6321	RS5516	7.6029	RS5635	7.6323	SBL084	7.1142
RLS5110	7.6206	RS5517	7.6011	RS5636	7.6327	SBL085	7.1192
RLS5111	7.6308	RS5519	7.6125	RS5671	7.6236	SBL087	7.1170
RLS5113	7.6309	RS5520	7.6009	SBL001	7.1091	SBL088	7.1159
RLS5114	7.6127	RS5522	7.6110	SBL002	7.1151	SBL089	7.1273
RLS5115	7.6249	RS5529	7.6067	SBL003	7.1055	SBL090	7.1134
RLS5116	7.6254	RS5530	7.6001	SBL004	7.1034	SBL091	7.1196
RLS5118	7.6242	RS5531	7.6107	SBL005	7.1041	SBL092	7.1176
RLS5119	7.6267	RS5532	7.6006	SBL006	7.1101	SBL093	7.1209
RLS5122	7.6179	RS5533	7.6007	SBL008	7.1050	SBL094	7.1127
RLS5123	7.6236	RS5535	7.6142	SBL009	7.1008	SBL096	7.1174
RLS5124	7.6283	RS5536	7.6143	SBL009	7.1009	SBL097	7.1167
RLS5126	7.6272	RS5537	7.6093	SBL010	7.1058	SBL098	7.1157
RLS5127	7.6225	RS5537	7.6094	SBL012	7.1004	SBL098	7.1159
RLS5129	7.6250	RS5537	7.6135	SBL013	7.1081	SBL099	7.1145
RLS5131	7.6243	RS5538	7.6131	SBL015	7.1092	SBL100	7.1082
RLS5132	7.6266	RS5545	7.6140	SBL016	7.1017	SBL102	7.1213
RLS5135	7.6231	RS5545	7.6209	SBL017	7.1088	SBL105	7.1223
RLS5136	7.6321	RS5546	7.6066	SBL018	7.1156	SBL107	7.1230
RLS5137	7.6265	RS5548	7.6106	SBL019	7.1108	SBL108	7.1237
RLS5138	7.6245	RS5549	7.6153	SBL020	7.1052	SBL109	7.1231
RLS5139	7.6209	RS5552	7.6036	SBL020	7.1304	SBL110	7.1250
RLS5140	7.6219	RS5553	7.6084	SBL021	7.1111	SBL111	7.1241
RLS5141	7.6103	RS5554	7.6111	SBL022	7.1098	SBL112	7.1235
RLS5142	7.6162	RS5555	7.6119	SBL024	7.1000	SBL113	7.1226
RLS5143	7.6197	RS5556	7.6120	SBL025	7.1075	SBL114	7.1225
RLS5144	7.6087	RS5557	7.6174	SBL025	7.1131	SBL115	7.1224
RLS5145	7.6218	RS5558	7.6193	SBL026	7.1149	SBL116	7.1220
RLS5156	7.6151	RS5559	7.6195	SBL027	7.1163	SBL117	7.1208
RLS5157	7.6078	RS5560	7.6205	SBL028	7.1148	SBL118	7.1207
RLS5158	7.6175	RS5561	7.6212	SBL029	7.1112	SBL119	7.1140
RLS5159	7.6247	RS5563	7.6215	SBL030	7.1153	SBL120	7.1198
RLS5160	7.6246	RS5563	7.6266	SBL031	7.1161	SBL121	7.1203
RLS5161	7.6174	RS5564	7.6216	SBL032	7.1068	SBL123	7.1248
RLS5162	7.6202	RS5565	7.6217	SBL033	7.1017	SBL124	7.1249

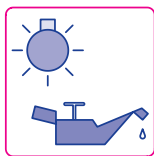
SBL125	7.1215	SOP027	7.0156	SPR011	7.0016	SRL053	7.6115
SBL132	7.1227	SOP028	7.0091	SPR012	7.0016	SRL053	7.6314
SBL135	7.1177	SOP030	7.0016	SPR013	7.0017	SRL054	7.6144
SBL136	7.1178	SOP031	7.0147	SPR013	7.0035	SRL057	7.6250
SBL137	7.1202	SOP032	7.0031	SPR014	7.0015	SRL058	7.6044
SBL138	7.1211	SOP033	7.0135	SPR014	7.0059	SRL059	7.6249
SBL139	7.1212	SOP034	7.0131	SPR015	7.0014	SRL060	7.6235
SBL140	7.1221	SOP035	7.0132	SPR016	7.0015	SRL061	7.6243
SBL142	7.1236	SOP036	7.0116	SPR018	7.0006	SRL063	7.6064
SBL143	7.1244	SOP037	7.0027	SPR018	7.0023	SRL065	7.6239
SBL144	7.1245	SOP038	7.0114	SPR019	7.0074	SRL066	7.6321
SBL145	7.1247	SOP039	7.0001	SPR020	7.0011	SRL069	7.6247
SBL146	7.1251	SOP039	7.0026	SPR022	7.0095	SRL070	7.6254
SBL147	7.1252	SOP040	7.0146	SPR023	7.0116	SRL073	7.6206
SBL148	7.1254	SOP041	7.0027	SPR024	7.0130	SRL074	7.6255
SBL149	7.1257	SOP043	7.0007	SPR025	7.0076	SRL075	7.6246
SBL151	7.1264	SOP043	7.0010	SPR026	7.0075	SRL076	7.6232
SBL152	7.1266	SOP044	7.0014	SPR027	7.0110	SRL077	7.6175
SBL153	7.1271	SOP045	7.0076	SPR028	7.0076	SRL078	7.6209
SBL154	7.1281	SOP046	7.0151	SPR028	7.0131	SRL080	7.6240
SBL158	7.1166	SOP049	7.0110	SPR029	7.0153	SRL082	7.6245
SBL161	7.1074	SOP050	7.0032	SPR030	7.0151	SRL083	7.6259
SBL162	7.1086	SOP051	7.0075	SPR031	7.0145	SRL083	7.6260
SBL164	7.1105	SOP052	7.0144	SPR032	7.0148	SRL084	7.6261
SBL166	7.1122	SOP053	7.0124	SPR032	7.0156	SRL085	7.6271
SBL170	7.1273	SOP056	7.0129	SPR033	7.0147	SRL086	7.6272
SBL174	7.1014	SOP057	7.0133	SPR034	7.0146	SRL087K	7.6274K
SBL178	7.1049	SOP058	7.0017	SPR035	7.0015	SRL088K	7.6275K
SBL180	7.1067	SOP059	7.0153	SPR035	7.0059	SRL089K	7.6276K
SBL183	7.1139	SOP060	7.0052	SPR036	7.0069	SRL090	7.6295
SBL184	7.1128	SOP063	7.0034	SPR036	7.0096	SRL091	7.6283
SBL185	7.1083	SOP064	7.0134	SPR037	7.0141	SRL092	7.6308
SBL187	7.1028	SOP065	7.0059	SPR038	7.0162	SRL093	7.6309
SBL196	7.1300	SOP066	7.0163	SPR039	7.0170	SRL094	7.6313
SBL214	7.1261	SOP067	7.0021	SPR042	7.0135	SRL096	7.6315
SBL215	7.1269	SOP068	7.0162	SRL001	7.6073	SRL097	7.6317
SBL216	7.1265	SOP069	7.0148	SRL002	7.6096	SRL098	7.6319
SBL217	7.1282	SOP070	7.0148	SRL003	7.6212	SRL099	7.6320
SBL218	7.1276	SOP071	7.0164	SRL004	7.6099	SRL100	7.6323
SBL219	7.1272	SOP073	7.0173	SRL005	7.6217	SRL101	7.6318
SBL220	7.1274	SOP074	7.0170	SRL006	7.6266	SRL102	7.6147
SBL221	7.1275	SOP076	7.0161	SRL007	7.6125	SRL103	7.6151
SBL222	7.1287	SOP078	7.0632	SRL009	7.6218	SRL104	7.6321
SBL223	7.1125	SOP085	7.0183	SRL010	7.6109	SRL108	7.6197
SBL223	7.1294	SOP086	7.0177	SRL011	7.6149	SRL109	7.6062
SBL224	7.1242	SOP091	7.0178	SRL012	7.6093	SRL111	7.6220
SBL225	7.1258	SOP092	7.0179	SRL013	7.6242	SRL112	7.6221
SBL226	7.1259	SOP093	7.0181	SRL014	7.6108	SRL115	7.6042
SBL227	7.1289	SOP095	7.0187	SRL015	7.6131	SRL116	7.6074
SBL228	7.1297	SOP098	7.0166	SRL016	7.6107	SRL117	7.6035
SBL229	7.1298	SOP100	7.0171	SRL017	7.6084	SRL118	7.6002
SBL230	7.1302	SOP101	7.0180	SRL018	7.6067	SRL120	7.6017
SOP001	7.0141	SOP102	7.0182	SRL019	7.6009	SRL122	7.6219
SOP002	7.0069	SOP103	7.0195	SRL021	7.6036	SRL123	7.6071
SOP003	7.0011	SOP106	7.0143	SRL022	7.6029	SRL126	7.6094
SOP004	7.0017	SOP107	7.0160	SRL023	7.6007	SRL127	7.6127
SOP005	7.0008	SOP112	7.0057	SRL025	7.6142	SRL129	7.6135
SOP007	7.0108	SOP114	7.0006	SRL026	7.6011	SRL130	7.6143
SOP008	7.0042	SOP115	7.0037	SRL027	7.6119	SRL135	7.6198
SOP009	7.0119	SOP120	7.0082	SRL031	7.6111	SRL137	7.6229
SOP010	7.0000	SOP121	7.0097	SRL032	7.6116	SRL149	7.6202
SOP010	7.0005	SOP122	7.0003	SRL033	7.6006	SRL153	7.6102
SOP010	7.0006	SOP123	7.0085	SRL035	7.6015	SRL154	7.6110
SOP010	7.0023	SOP129	7.0037	SRL035	7.6044	SRL159	7.6000
SOP011	7.0096	SOP131	7.0061	SRL036	7.6021	SRL160	7.6103
SOP012	7.0076	SOP132	7.0145	SRL039	7.6236	SRL162	7.6327
SOP013	7.0130	SOP133	7.0084	SRL040	7.6038	SRL163	7.6324
SOP014	7.0046	SOP134	7.0016	SRL041	7.6114	SRL164	7.6302
SOP016	7.0027	SOP136	7.0120	SRL042	7.6196	SRL165	7.6301
SOP016	7.0047	SOP137	7.0086	SRL043	7.6265	SRL166	7.6299
SOP017	7.0021	SPR003	7.0007	SRL044	7.6140	SRL168	7.6326
SOP019	7.0095	SPR003	7.0010	SRL045	7.6001	SRL169	7.6311
SOP020	7.0056	SPR004	7.0008	SRL046	7.6211	SRL175	7.6339
SOP021	7.0032	SPR009	7.0016	SRL047	7.6231	SW90000	7.0096
SOP022	7.0035	SPR009	7.0017	SRL048	7.6120	SW90001	7.0114
SOP022	7.0094	SPR009	7.0035	SRL048	7.6155	SW90002	7.0000
SOP024	7.0071	SPR010	7.0017	SRL050	7.6047	SW90002	7.0005
SOP025	7.0015	SPR010	7.0035	SRL051	7.6267	SW90003	7.0023
SOP027	7.0145	SPR010	7.0094	SRL052	7.6174	SW90004	7.0015

SW90004	7.0017
SW90004	7.0059
SW90005	7.0046
SW90005	7.0095
SW90006	7.0129
SW90007	7.0095
SW90008	7.0001
SW90008	7.0026
SW90008	7.0052
SW90009	7.0108
SW90010	7.0042
SW90011	7.0007
SW90011	7.0008
SW90011	7.0010
SW90012	7.0069
SW90013	7.0141
SW90013	7.0163
SW90013	7.0183
SW90014	7.0146
SW90015	7.0141
SW90015	7.0163
SW90015	7.0183
SW90016	7.0014
SW90016	7.0016
SW90016	7.0017
SW90016	7.0035
SW90016	7.0094
SW90017	7.0132
SW90018	7.0134
SW90019	7.0021
SW90020	7.0133
SW90021	7.0116
SW90022	7.0130
SW90023	7.0016
SW90024	7.0139
SW90025	7.0135
SW90026	7.0016
SW90027	7.0071
SW90029	7.0124
SW90030	7.0045
SW90033	7.0145
WC10024	7.0149
WC10026	7.0096
WC10026	7.0143
WC10072	7.0007
WC10074	7.0008
WC10074	7.0108
WC10101	7.1102



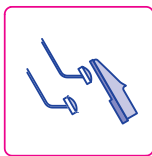
VARIATIONS COMPARED TO PREVIOUS CATALOGUE EDITION

•VARIAZIONI RISPETTO AI PRECEDENTI CATALOGHI •VARIATIONS RAPPORTÉES AUX CATALOGUES PRÉCÉDENTS
 •ÄNDERUNGEN IM VERGLEICH ZU FRÜHEREN KATALOGAUSGABEN •VARIACIONES CON RESPECTO A CATALOGOS ANTERIORES




ENGINE OIL PRESSURE WARNING LIGHT SWITCHES

INTERRUTTORI SPIA PRESSIONE OLIO
 MANOCONTACTS POUR TEMON DE PRESSION
 D'HUILE
 ÖLDRUCKKONTROLLSCHALTER
 MANOCONTACTO LUZ TESTIGO DE PRESION DE ACEITE



BRAKE/CLUTCH PEDAL SWITCHES

INTERRUTTORI PEDALI FRENO/FRIZIONE
 CONTACTEURS DE FEUX STOP
 BREMS-/KUPPLUNGSPEDALSCHALTER
 INTERRUPTORES PEDAL DE FRENO/EMBRAGUE



REVERSING LIGHT SWITCHES

INTERRUTTORI LUCI RETROMARCIA
 CONTACTEURS FEUX DE RECU
 RÜCKFAHR-SCHENWERFER-SCHALTER
 INTERRUPTORES DE LUZ MARCHA ATRAS

Code		New code
7.0012	E	
7.0013	E	
7.0018	E	
7.0019	E	
7.0022	S	
7.0030	E	
7.0034	S	
7.0037	E	
7.0048	E	
7.0057	S	
7.0059	E →	7.0015
7.0080	E	
7.0084	S	
7.0090	E	
7.0120	E	
7.0123	S	
7.0125	E	
7.0136	S	
7.0149	E	
7.0157	E	
7.0161	E	
7.0165	E	
7.0175	E →	7.0134
7.0600	E	
7.0602	E	
7.0605	E	
7.0621	E	
7.0626	E	
7.0630	E	
7.0632	E	
7.0635	E	
7.0659	E	

Code		New code
7.1022	E	
7.1029	E	
7.1036	E	
7.1079	E	
7.1097	E	
7.1116	E	
7.1117	E	
7.1120	E	
7.1121	E	
7.1133	E →	7.1131
7.1146	E	
7.1147	E	
7.1160	E →	7.1273
7.1168	E	
7.1174	E	
7.1296	S	

Code		New code
7.6016	E	
7.6024	E	
7.6031	E	
7.6039	E	
7.6056	E	
7.6076	E	
7.6083	E	
7.6087	S	
7.6097	E	
7.6101	E →	7.6324
7.6106	E	
7.6113	E	
7.6118	E	
7.6138	E	
7.6150	E	
7.6154	E	
7.6160	E	
7.6161	S	
7.6166	E	
7.6169	E	
7.6173	S	
7.6182	E	
7.6187	E	
7.6198	S	
7.6221	E	
7.6229	S	
7.6237	E	
7.6241	E	
7.6250	E	
7.6315	S	
7.6316	E	
7.6317	E →	7.6327
7.6322	S	

E	Dropped	Eliminato	Éliminé	Gestrichen	Eliminado
→	New code	Nuovo codice	Nouvelle reference	Neue Teile-NR.	Nuevo codigo
S	Supplied until depletion	Fornibile fino ad esaurimento	Fourni jusqu'à l'épuisement du stock	Lieferbar solange Vorrat reicht	Suministrado hasta el stock termina

GENERAL CONDITIONS OF SALE

1. SCOPE AND EFFECTIVENESS

All supplies of products made by Facet S.r.l. (the «Seller») to a customer (the «Buyer») are governed by these general terms and conditions which shall prevail on purchase conditions of the Buyer, as well as by any special conditions provided for in offers and/or order confirmations by the Seller. In the case of conflict between the general terms and conditions and the special conditions, the latter shall prevail. The data and illustrations relating to products appearing in the Seller's catalogues or brochures are indicative in nature and not binding, unless expressly provided so in the order confirmation by the Seller and may be subject to changes in design and materials without notice. The original product codes indicated in the catalogues and in other documents are mentioned only for the purpose of identifying the spare parts. The Seller supplies only products of its own production identified with its own product codes and not products having OE codes.

2. COMPLETION OF THE CONTRACT

The supply contract is considered being completed only on the Seller's written confirmation accepting the Buyer's order. The Seller reserves the right not to accept orders in cases where there is a dispute with the customer relating to a previous order.

3. PRICES AND PAYMENTS

Unless otherwise agreed, payments of the price must be carried out by the Buyer in accordance with the terms and conditions provided and using the method provided for in the order confirmation at the domicile of the Seller. Payments made by the Buyer to finders and/or agents without a special Power of Attorney will not be enforceable on the Seller. In the event of a delay in payment, the Buyer will be liable for the payment of late payment default interest at the rate of the European Central Bank in force on that date plus 7 (seven) points. In every case, the Seller has the right to ask for compensation for the greater damage suffered. The Buyer will not for any reason, except with written authorisation, be able to off-set or retain sums due to the Seller, nor will he be able to suspend payments. The prices of the products are to be considered in Euros and do not include VAT, packaging, transport and insurance costs. The Seller may change the prices and rates in force at any time and without notice, except for ongoing orders. Price increases are possible for increases in raw materials, labour, transport, insurance premiums, etc.

4. TERMS OF DELIVERY AND PRODUCTION

Unless otherwise stated in the order confirmation, supplies of the products are intended for goods delivered in accordance with Incoterms 2010: FCA Orbassano. The goods always travel on behalf of and at the risk of the Buyer.

The terms of delivery are indicative and in the event of delay the Buyer is not entitled to request termination of the contract and/or compensation for damages.

5. RETENTION OF TITLE

The delivered products remain the property of the Seller until full payment of the price has been received.

The Buyer shall have the right to sell the purchased products, or the new products which incorporate the products supplied by the Seller, on the understanding that in such cases, all the proceeds will be transferred to the Seller right down to the agreed price due from the Buyer to the Seller for the supply of such products.

The right to sell the products shall lapse if the Buyer has failed to comply with payment obligations for a period greater than 20 (twenty) working days after the payment deadline. In such event, it will be the responsibility of the Seller to revoke the right to sell in writing to the Buyer. The Buyer should put in place every measure necessary for the protection of the products subject to the retention of title, and any other measure necessary to not confuse the products of the Seller with products from other suppliers and keep the products of the Seller in well defined areas and easily identifiable.

6. RESPONSIBILITY OF THE SELLER AND LIMITS

The Seller is exclusively responsible for the correct production of products supplied, which will require to have all the features provided by the Seller in the order confirmation. The Seller does not assume any responsibility, however, for possible faulty operation of machines or systems made by the Buyer using products supplied by the Seller.

The products must be properly installed by trained and qualified technicians only, in accordance with the vehicle specifications and complying with the requirements of national regulations.

In such cases, the Buyer will not be able seek damages for lost profits, loss of production, reputational damages, vehicle breakdown.

The liability of the Seller is, however, limited to the value of the goods supplied, unless due to serious negligence or willful misconduct within the meaning of the law.

7. FORCE MAJEURE

Should the Seller be unable to comply with the contract for reasons of force majeure or independent factors outside his control, the deadlines for the supply shall be automatically extended for a period equivalent to the lingering effects of the force majeure event. The following are to be regarded as causes of force majeure (without limitation): lack of energy or raw materials, strikes, public administration measures, impediments to circulation or to production activities.

8. COMPLAINTS and ACCEPTANCE OF PRODUCTS

Any complaint concerning the non-conformity of the goods delivered or for damages caused by transportation or for any missing quantities with respect to the products ordered, must be communicated by registered letter, with receipt acknowledgment, addressed directly to the Seller within 8 (eight) days from the date of delivery of the products in the case of visible defects and within 8 (eight) days from the discovery in the case of hidden defects, and in any case, within a month from delivery, with a detailed explanation of the facts. In the event of non-compliance with the above, the amounts invoiced are considered, to all effects, accepted and no longer contestable by the Buyer.

The return of goods will not be accepted unless previously agreed in writing by the Seller.

9. CONFORMITY TO THE SPECIFICATIONS AND GUARANTEE TERMS

The Seller guarantees that the products will be compliant with the technical specifications declared by the Seller to the Buyer in the order confirmation and the guarantee will be valid for 2 (two) years from the date of delivery of the products and for products or parts replaced, from the day of their replacement.

During the guarantee period, the Seller to whom the Buyer has made a formal notice of the defects, undertakes, at his own discretion, and within a reasonable period of time, to repair or replace the products or the defective parts free of charge. The costs and risks of transportation of the defective products to the Seller's address are borne by the Buyer. The replaced products remain the property of the Seller.

The guarantee is considered lapsed where the end use of the product does not conform with the regular use of such products or not provided for in the catalogues of the Seller or if the products have been modified or repaired without the Seller's authorisation.

10. GUARANTEE OF THE SUITABILITY OF THE PRODUCTS ONLY TO EU RULES

The Seller guarantees that the products will conform to the standards of the European Union (EU) as they may be applicable.

No guarantee is issued by the Seller for the conformity of these products with the rules and regulations, expressly including those rules regarding safety and accident prevention, in force in the Buyer's country, where those reside outside the EU, or more generally, in any country that does not belong to the EU in which the supplied products are used.

11. CONFIDENTIALITY AND DATA PROTECTION

Documents of any kind provided by the Seller shall remain the Seller's property and cannot be transferred to a third party or reproduced. The Buyer undertakes, even after the end of the contract, not to disclose commercial secrets and confidential information that the Buyer has been party to or which has come to his knowledge in the course of his relationship with the Seller.

The Seller herewith declares that he will use the personal data transferred by the Customer in respect of the terms provided under the Italian privacy law (Legislative Decree n. 196/03).

12. TERMINATION OF THE CONTRACT

The contract may be terminated pursuant to art. 1456 of the Italian Civil Code by virtue of a simple written declaration on the part of the Seller, taking advantage of this termination clause if the Buyer:

- omits or delays payments due;

- is placed in liquidation or has been subject to any insolvency proceedings.

13. INTELLECTUAL PROPERTY

The Seller retains the intellectual property of projects, studies, drawings, models and products which are realised or made in his name and on his behalf. The brands under which the products are sold may not be used by the Buyer if they are not identified as such.

14. APPLICABLE LAW AND DISPUTE RESOLUTION CLAUSE

All contracts with the Seller shall be governed by Italian law. Any dispute will be referred to the exclusive jurisdiction of the Court of Turin.

Date: _____ Stamp, Name, Surname and Signature of the Buyer: _____

Pursuant to articles. 1341 and 1342 of the Italian Civil Code, the Buyer declares to have read and specifically approved the terms contained in the following articles of general conditions: art. 3 Set-off Prohibition; art. 5 Retention of title; art. 6 Limitation of Liability; art. 8 Complaints and Acceptance of Products; art. 14 Dispute Resolution Clause.

Date: _____ Stamp, Name, Surname and Signature of the Buyer: _____

CONDIZIONI GENERALI DI VENDITA

1. AMBITO DI APPLICAZIONE E EFFICACIA

Tutte le forniture di prodotti effettuate da Facet S.r.l. (il "Venditore") a un cliente (l'"Acquirente") sono disciplinate dalle presenti condizioni generali che prevalgono sulle condizioni d'acquisto dell'Acquirente, nonché dalle condizioni particolari previste nelle offerte e/o conferme d'ordine del Venditore. In caso di contrasto fra quanto contenuto nelle condizioni generali e nelle condizioni particolari, queste ultime prevarranno.

I dati e le illustrazioni relative ai prodotti risultante dai cataloghi o prospetti del Venditore hanno carattere indicativo e non valore vincolante se non espressamente previsto nella conferma d'ordine del Venditore e possono essere soggetti a modifiche di disegno e materiale senza preavviso.

I numeri originali (OE) indicati nei cataloghi od in altri documenti sono menzionati solamente al fine di identificare le parti di ricambio. Il venditore fornisce unicamente prodotti di propria produzione contrassegnati con il proprio codice articolo e non prodotti con i numeri OE.

2. FORMAZIONE DEL CONTRATTO

Il contratto di fornitura si perfeziona con la conferma scritta del Venditore di accettazione dell'ordine dell'Acquirente. Il Venditore si riserva il diritto di non accettare ordini nel caso in cui vi sia una controversia con il cliente relativa ad un ordine precedente.

3. PREZZI E PAGAMENTI

Salvo diverso accordo, i pagamenti del prezzo devono essere effettuati dall'Acquirente nei termini e con le modalità previsti nella conferma d'ordine presso il domicilio del Venditore. I pagamenti fatti dall'Acquirente a procuratori e/o agenti senza una procura specifica non saranno opponibili al Venditore.

In caso di ritardo nei pagamenti, l'Acquirente sarà tenuto al pagamento degli interessi moratori pari al tasso della Banca Centrale Europea in vigore a quella data, maggiorato di 7 (sette) punti, salvo in ogni caso la facoltà per il Venditore di chiedere il risarcimento del maggior danno subito.

L'Acquirente non potrà per qualunque motivo, salvo autorizzazione scritta, compensare o trattenere somme dovute al venditore, né potrà sospendere i pagamenti.

I prezzi dei prodotti si intendono in Euro e non comprendono IVA, imballo, spese di trasporto e assicurazione. Il Venditore può modificare i prezzi e le tariffe in vigore in ogni momento e senza preavviso, salvo per gli ordini in corso. Ciò se si verificano rincari delle materie prime, della manodopera, dei trasporti, dei premi d'assicurazione, etc.

4. TERMINI DI CONSEGNA E RESA

Se non diversamente stabilito nella conferma d'ordine, le forniture dei prodotti si intendono per merce resa secondo Incoterms 2010: FCA Orbassano. La merce viaggia sempre per conto e rischio dell'Acquirente.

I termini di consegna si intendono indicativi e in caso di ritardo l'Acquirente non ha il diritto di richiedere la risoluzione del contratto e/o il risarcimento dei danni.

5. RISERVA DI PROPRIETÀ

I prodotti consegnati restano di proprietà del Venditore fino al completo pagamento del relativo prezzo.

L'Acquirente avrà il diritto di vendere i prodotti acquistati, o i nuovi prodotti in cui i prodotti fornitigli dal Venditore siano stati incorporati, fermo restando che in tal caso tutti i proventi verranno trasferiti al Venditore fino alla concorrenza del prezzo dovuto dall'Acquirente al Venditore per la fornitura di tali Prodotti.

Tale diritto di vendere i prodotti decade qualora l'Acquirente sia rimasto inadempiente all'obbligo di pagamento per un periodo di tempo superiore a 20 (venti) giorni lavorativi rispetto alla scadenza. A tal fine, sarà onere del Venditore comunicare per iscritto all'Acquirente la revoca del diritto a vendere. L'Acquirente dovrà porre in essere ogni misura necessaria per la protezione dei prodotti oggetto della riserva di proprietà, nonché ogni misura per non confondere i prodotti del Venditore con i prodotti di altri fornitori e conservare i prodotti del Venditore in spazi ben delimitati e facilmente individuabili.

6. RESPONSABILITÀ DEL VENDITORE E LIMITI

Il Venditore è esclusivamente responsabile della corretta produzione dei prodotti forniti, che dovranno avere le caratteristiche previste nella conferma d'ordine del Venditore. Il Venditore non assume, invece, alcuna responsabilità per l'eventuale difettoso funzionamento di macchine o sistemi realizzati dall'Acquirente con i prodotti forniti dal Venditore.

I prodotti devono essere installati in modo appropriato solo da tecnici competenti e qualificati, conformemente alle specifiche del veicolo e rispettando i requisiti delle normative nazionali.

In ogni caso, l'Acquirente non potrà chiedere il risarcimento dei danni per mancato profitto, perdita di produzione, perdita di immagine, fermo dell'autoveicolo.

La responsabilità del Venditore è, comunque, limitata al valore della merce fornita, salvo dolo o colpa grave ai sensi di legge.

7. FORZA MAGGIORE

Qualora il Venditore sia impossibilitato a rispettare il contratto per cause di forza maggiore o comunque indipendenti dalla sua volontà, i termini previsti per l'esecuzione della fornitura sono automaticamente prorogati per un periodo equivalente al perdurare degli effetti dell'evento di forza maggiore. A tal fine, sono da considerarsi cause di forza maggiore, ai fini esplicativi e non esaustivi: carenza di energia o di materie prime, scioperi, provvedimenti della pubblica amministrazione, impedimenti alla circolazione o alle attività produttive.

8. RECLAMI ed ACCETTAZIONE DEI PRODOTTI

Qualsiasi reclamo relativo alla non conformità delle merci consegnate o per danni conseguenti al trasporto o per eventuali quantità mancanti rispetto ai prodotti ordinati dovrà essere comunicato per lettera raccomandata con avviso di ricezione indirizzata direttamente al venditore entro 8 (otto) giorni dalla data di consegna dei Prodotti, in caso di vizi palesi ed entro 8 (otto) giorni dalla scoperta in caso di vizi occulti, e, comunque, entro un mese dalla consegna, con una dettagliata esposizione dei fatti. In difetto, gli importi fatturati si intenderanno, a tutti gli effetti, accettati e non più contestabili dall'Acquirente. Non si accettano rese delle merci se non preventivamente autorizzate per iscritto dal Venditore.

9. CONFORMITÀ ALLE SPECIFICHE E TERMINI DI GARANZIA

Il Venditore garantisce che i prodotti saranno conformi alle specifiche tecniche dichiarate dal Venditore stesso all'Acquirente nella conferma d'ordine e detta garanzia avrà validità per 2 (due) anni decorrenti dalla data di consegna dei prodotti e, per i prodotti o componenti sostituiti, dal giorno della loro sostituzione.

Nel periodo di garanzia, il Venditore al quale l'Acquirente abbia denunciato i difetti, si impegna, a sua scelta, entro un termine ragionevole, a riparare o sostituire gratuitamente i prodotti o le parti di esse che fossero risultati difettosi. Le spese e i rischi per il trasporto dei prodotti risultati difettosi alla sede del Venditore sono a carico dell'Acquirente. I prodotti sostituiti restano di proprietà del Venditore.

La garanzia decade nel caso di utilizzo non conforme alla destinazione finale abituale dei prodotti o non prevista nei cataloghi del venditore oppure se i prodotti sono stati modificati o riparati senza l'autorizzazione del Venditore.

10. GARANZIA PER L'ADEGUATEZZA DEI PRODOTTI ALLE SOLE NORME UE

Il Venditore garantisce che i Prodotti saranno conformi alle norme dell'Unione europea (UE) a essi eventualmente applicabili.

Nessuna garanzia viene rilasciata dal Venditore in merito alla conformità di tali Prodotti con le norme e i regolamenti, ivi espressamente incluse le norme in tema di sicurezza e di antinfortunistica, in vigore nella nazione dell'Acquirente, ove questi risieda al di fuori della UE, o più in generale, in qualsivoglia nazione che non appartenga alla UE in cui i Prodotti forniti vengono utilizzati.

11. RISERVATEZZA E TUTELA DEI DATI

I documenti di qualsiasi natura forniti dal Venditore rimarranno di sua proprietà e non possono essere trasferiti a terzi o riprodotti. L'Acquirente si impegna, anche dopo la fine del contratto a non divulgare i segreti commerciali e le informazioni riservate che siano state al medesimo comunicati o dei quali venga a conoscenza nel corso del suo rapporto con il Venditore.

Il Venditore con le presenti dichiara che utilizzerà i dati personali trasferiti dal Cliente nel rispetto delle previsioni del codice italiano sulla privacy (Decreto Legislativo n. 196/03).

12. RISOLUZIONE DEL CONTRATTO

Il contratto di fornitura potrà essere risolto di diritto ai sensi dell'art. 1456 c.c. per effetto della semplice dichiarazione scritta del Venditore di avvalersi della presente clausola risolutiva espressa qualora l'Acquirente:

- Ometta o ritardi i pagamenti dovuti;
- Venga posto in liquidazione o sia stato assoggettato ad una qualsiasi procedura concorsuale.

13. PROPRIETÀ INTELLETTUALE

Il Venditore conserva la proprietà intellettuale dei progetti, degli studi, dei disegni, dei modelli e dei prodotti che realizza o che vengono realizzati a suo nome e per suo conto. I marchi sotto quali i prodotti sono venduti non possono essere utilizzati dall'Acquirente se non per identificarli.

14. LEGGE APPLICABILE E MODALITÀ DI RISOLUZIONE DELLE CONTROVERSIE

Tutti i contratti con il Venditore saranno disciplinati dalla legge italiana. Qualsiasi controversia sarà devoluta alla competenza esclusiva del Foro di Torino.

Data: _____ Timbro, Nome Cognome e firma dell'Acquirente: _____

Ai sensi degli artt. 1341 e 1342 c.c. l'Acquirente dichiara di avere letto e approvare specificamente le previsioni contenute nei seguenti articoli delle condizioni generali: art. 3 Divieto di compensazione art. 5 Riserva di proprietà; art. 6 Limitazione della responsabilità; art. 8 Reclami ed accettazione dei Prodotti; art. 14 Modalità di risoluzione delle controversie.

Data: _____ Timbro, Nome Cognome e firma dell'Acquirente: _____

CONDITIONS GÉNÉRALES DE VENTES

1. DOMAINE D'APPLICATION ET EFFICACITÉ

Toutes les fournitures de produits effectuées par Facet S.r.l. (le « Vendeur ») à un client (l'« Acheteur ») sont régies par les présentes conditions générales qui l'emportent sur les conditions générales d'achat de l'Acheteur ainsi que sur les conditions particulières établies dans les offres et/ou confirmations de commande du Vendeur. En cas de contraste entre ce qui est exposé dans les conditions générales et dans les conditions particulières, ces dernières l'emporteront.

Les données et les illustrations relatives aux produits telles qu'elles figurent aux catalogues ou brochures du Vendeur ont un caractère indicatif et n'ont aucune valeur contraignante sauf disposition contraire expresse dans la confirmation de commande du Vendeur et elles sont susceptibles de modifications sans préavis concernant le dessin et le matériel.

Les codes originaux (OE) indiqués dans les catalogues ou dans autres documents sont mentionnés uniquement pour identifier les pièces de rechange. Le Vendeur livre seulement produits de propre production et avec propre code article et non produits avec codes OE.

2. FORMATION DU CONTRAT

Le contrat de fourniture sera finalisé par la confirmation écrite du Vendeur d'acceptation de la commande de l'Acheteur. Le Vendeur se réserve le droit de ne pas accepter de commande en cas de litige en cours avec le client concernant une commande précédente.

3. PRIX ET PAIEMENTS

Sauf si les parties n'en conviennent autrement, les paiements du prix doivent être effectués par l'Acheteur dans les délais et aux conditions établis dans la confirmation de commande au domicile du Vendeur. Les paiements effectués par l'Acheteur à des apporteurs d'affaires et/ou agents sans mandat spécifique ne seront pas opposables au Vendeur.

En cas de retard de paiement, l'Acheteur sera tenu de verser des intérêts de retard au taux de la Banque Centrale Européenne en vigueur à la date en question, majoré de 7 (sept) points, sans préjudice de la faculté du Vendeur de demander les dommages intérêts pour tout dommage ultérieur.

L'Acheteur ne pourra pas, pour quelque raison que ce soit, sauf autorisation écrite, compenser ou garder toute somme due au Vendeur et il ne pourra non plus suspendre les paiements.

Les prix des produits s'entendent en Euros et sont hors TVA, emballage, frais de transport et d'assurance. Le Vendeur peut modifier les prix et les tarifs en vigueur à n'importe quel moment et sans préavis, sauf pour les commandes en cours. Cela en cas de renchérissement des matières premières, de la main d'œuvre, des transports, des prix d'assurance, etc.

4. DÉLAIS DE LIVRAISON ET MISE À DISPOSITION

Sauf si les parties n'en conviennent autrement dans la confirmation de commande, les fournitures des produits s'entendent pour mise à disposition de la marchandise selon les Incoterms 2010: FCA Orbassano. La marchandise voyage toujours pour le compte et aux risques et périls de l'Acheteur.

Les délais de livraison sont indicatifs et en cas de retard l'Acheteur n'aura aucun droit de demander la résiliation du contrat et/ou les dommages-intérêts.

5. RÉSERVE DE PROPRIÉTÉ

Les produits livrés restent la propriété du Vendeur jusqu'au complet paiement du prix relatif.

L'Acheteur aura le droit de vendre les produits achetés, ou les nouveaux produits ayant intégré les produits fournis par le Vendeur, étant entendu qu'en ce cas-là tous les revenus seront transférés au Vendeur jusqu'à concurrence du prix dû par l'Acheteur au Vendeur pour la fourniture desdits Produits.

Ce droit de vendre les produits expire dès lors que l'Acheteur n'aurait pas accompli son obligation de paiement pour une période de plus de 20 (vingt) jours ouvrables à partir de l'échéance. À cet effet, il incombe au Vendeur d'informer par écrit l'Acheteur de la révocation du droit de vendre. L'Acheteur devra mettre en œuvre toute mesure nécessaire pour la protection des produits faisant l'objet de la réserve de propriété ainsi que toute mesure permettant de ne pas confondre les produits du Vendeur avec les produits d'autres fournisseurs et de garder les produits du Vendeur dans des espaces bien délimités et facilement identifiables.

6. RESPONSABILITÉ DU VENDEUR ET LIMITATIONS

Le Vendeur ne sera responsable que de la bonne production des produits fournis, qui devront avoir les caractéristiques indiquées dans la confirmation de commande du Vendeur. Par contre, le Vendeur ne prend aucune responsabilité concernant l'éventuel mauvais fonctionnement de machines ou systèmes réalisés par l'Acheteur avec les produits fournis par le Vendeur.

Les produits doivent être correctement installés seulement par des techniciens formés et qualifiés, conformément aux spécifications du véhicule et en respect des réglementations nationales.

De toute manière, l'Acheteur ne pourra pas demander de dommages-intérêts pour manque à gagner, perte de production, perte d'image, immobilisation du véhicule automobile.

La responsabilité du Vendeur est de toute manière limitée à la valeur de la marchandise fournie, sauf en cas de dol ou de faute grave aux termes de la loi.

7. FORCE MAJEURE

Au cas où le Vendeur serait empêché de respecter le contrat pour des raisons de force majeure ou de toute manière indépendantes de sa volonté, les délais prévus pour l'exécution de la fourniture seront automatiquement prorogés d'une période correspondant à la durée des effets de l'événement de force majeure. À cet effet, on entend pour raisons de force majeure, à titre purement explicatif et non exhaustif: pénurie d'énergie ou de matières premières, grèves, mesures de l'administration publique, entraves à la circulation ou aux activités productives.

8. RÉCLAMATIONS et ACCEPTATION DES PRODUITS

Toute réclamation pour la non conformité des marchandises livrées ou pour des dommages découlant du transport ou pour des quantités manquantes par rapport aux produits commandés devra être communiquée par lettre recommandée avec avis de réception adressée directement au Vendeur dans un délai de 8 (huit) jours de la date de livraison des Produits, en cas de vices apparents et dans un délai de 8 (huit) jours de la découverte de vices cachés et, de toute manière, dans le délai d'un mois de la livraison, accompagnée de l'exposition détaillée des faits. À défaut de cela, les montants facturés seront considérés acceptés, à tous les effets, et ne seront plus contestables par l'Acheteur.

Aucun retour de marchandises ne sera accepté sans l'autorisation préalable écrite du Vendeur.

9. CONFORMITÉ AUX SPÉCIFICATIONS ET TERMES DE GARANTIE

Le Vendeur garantit que les produits seront conformes aux spécifications techniques déclarées par le Vendeur même à l'Acheteur dans la confirmation de commande et ladite garantie sera valable pour 2 (deux) ans à partir de la date de livraison des produits et, pour les produits ou les composants remplacés, à partir du jour de leur remplacement.

Pendant la période de garantie, le Vendeur auquel l'Acheteur aurait dénoncé les défauts, s'engage, de son choix, à réparer ou remplacer gratuitement dans un délai raisonnable les produits ou leurs parties résultant défectueux. Les frais et les risques du transport chez le Vendeur des produits résultant défectueux sont à la charge de l'Acheteur. Les produits remplacés restent la propriété du Vendeur.

La garantie expire en cas d'utilisation non conforme à la destination finale habituelle des produits ou non prévue dans les catalogues du vendeur ou bien si les produits ont été modifiés ou réparés sans l'autorisation du Vendeur.

10. GARANTIE DE LA CONFORMITÉ DES PRODUITS AUX SEULES NORMES UE

Le Vendeur garantit que les Produits seront conformes aux normes de l'Union européenne (UE) qui leur seront éventuellement applicables.

Le Vendeur ne délivre aucune garantie concernant la conformité de ces Produits aux normes et règlements, y compris expressément les normes en matière de sécurité et accidents, en vigueur dans la nation de l'Acheteur, si ce dernier est résident en dehors de l'UE ou, plus en général, en quelque nation que ce soit n'appartenant pas à l'UE dans laquelle les Produits fournis sont utilisés.

11. CONFIDENTIALITÉ ET PROTECTION DES DONNÉES

Les documents de quelque nature que ce soit fournis par le Vendeur resteront sa propriété et ne pourront être transférés à des tiers ou reproduits. L'Acheteur s'engage, également après la fin du contrat, à ne pas divulguer à des tiers les secrets commerciaux ou les informations réservées lui ayant été communiqués et dont il viendrait à connaissance au cours de son rapport avec le Vendeur.

Par les présentes le Vendeur déclare qu'il utilisera les données personnelles communiquées par le Client dans le respect des dispositions du code italien en matière de confidentialité (Décret Législatif n. 196/03).

12. RÉSILIATION DU CONTRAT

Le contrat de fourniture pourra être résilié de plein droit aux termes de l'art.1456 du code civil par la simple déclaration écrite du Vendeur de se prévaloir de la présente clause résolutoire expresse dans les cas suivants :

- en cas de défaut ou de retard de paiement de l'Acheteur
- si l'Acheteur est mis en liquidation judiciaire ou a été soumis à une procédure collective.

13. PROPRIÉTÉ INTELLECTUELLE

Le Vendeur garde la propriété intellectuelle des projets, des études, des dessins, des modèles et des produits qu'il réalise ou qui sont réalisés en son nom ou pour son compte. Les marques sous lesquelles les produits sont vendus ne peuvent être utilisées par l'Acheteur que pour les identifier.

14. LOI APPLICABLE ET MODALITÉS DE RÈGLEMENT DES LITIGES

Tous les contrats avec le Vendeur seront régis par le droit italien. Tout litige sera soumis à la compétence exclusive du Tribunal de Turin.

Date: _____ Cachet, Prénom Nom et signature de l'Acheteur: _____

Aux termes des articles 1341 et 1342 du c.v. l'Acheteur déclare avoir lu et approuvé spécifiquement les dispositions des articles suivants des conditions générales : art. 3 Interdiction de compensation art. 5 Réserve de propriété; art. 6 Limitation de la responsabilité; art. 8 Réclamation et Acceptation des Produits; art. 14 Modalités de règlement des litiges.

Date: _____ Cachet, Prénom Nom et signature de l'Acheteur: _____

ALLGEMEINE VERKAUFSBEDINGUNGEN

1. GELTUNGSBEREICH UND WIRKSAMKEIT

Für alle Lieferungen von Produkten durch die Gesellschaft Facet S.r.l. (der "Verkäufer") an einen Kunden (der "Käufer") gelten die vorliegenden allgemeinen Verkaufsbedingungen, die vor den Einkaufsbedingungen des Käufers sowie den besonderen Bedingungen in den Angeboten und/oder Auftragsbestätigungen des Verkäufers Vorrang haben. Sollten Widersprüche zwischen dem Inhalt der allgemeinen Bedingungen und dem Inhalt der besonderen Bedingungen bestehen, sind Letztere vorrangig.

Die Daten und Abbildungen in Bezug auf die Produkte in den Katalogen oder Broschüren des Verkäufers sind Beispiele und haben keinen bindenden Wert, wenn dies in der Auftragsbestätigung des Verkäufers nicht ausdrücklich vorgesehen ist. Zudem können diese Daten und Abbildungen Änderungen am Design und Material unterliegen, ohne dass diese vorher angekündigt werden müssen.

Die angegebenen Originalnummern in Katalogen oder anderen Dokumenten sind nur zum Zwecke der Identifikation angegeben. Der Verkäufer liefert nur Produkte aus eigener Produktion, die mit Facet Artikel-Nrn. und nicht OE P/Nr. identifiziert sind.

2. ZUSTANDEKOMMEN DES VERTRAGS

Der Liefervertrag kommt zustande, wenn der Verkäufer die Auftragsannahme des Käufers schriftlich bestätigt. Der Verkäufer behält sich das Recht vor, Aufträge nicht anzunehmen, wenn Streitigkeiten mit einem Kunden in Bezug auf einen vorhergehenden Auftrag vorliegen.

3. PREISE UND ZAHLUNGEN

Unbeschadet anderslautender Vereinbarungen, sind die Zahlungen vom Käufer innerhalb der in der Auftragsbestätigung vorgesehenen Zahlungsfristen und Modalitäten am Geschäftssitz des Verkäufers zu leisten. Zahlungen, die vom Käufer an Vermittler und/oder Vertreter geleistet werden, können ohne eine Sondervollmacht nicht beim Verkäufer geltend gemacht werden.

Im Fall von verspäteten Zahlungen ist der Käufer verpflichtet, Verzugszinsen in Höhe des von der Europäischen Zentralbank festgelegten und zu jenem Datum geltenden Zinssatzes zu zahlen, die um 7 (sieben) Prozent erhöht werden. Unbeschadet davon bleibt das Recht des Verkäufers, einen größeren Schaden geltend zu machen.

Der Käufer ist nicht befugt, aus welchem Grund auch immer, Summen, die dem Verkäufer zustehen, zu verrechnen oder einzubehalten oder die Zahlungen einzustellen, es sei denn, dies wurde schriftlich genehmigt.

Die Preise für die Produkte sind in Euro und ohne Mehrwertsteuer, Verpackung, Transportkosten und Versicherung angegeben. Der Verkäufer kann jederzeit geltende Preise und Tarife ohne Vorankündigung ändern. Dies gilt nicht für laufende Aufträge. Solche Änderungen können vorkommen, wenn sich die Preise für Rohstoffe, die Löhne, die Transportkosten und Versicherungspolizen usw. erhöhen.

4. LIEFERFRISTEN UND WARENRÜCKNAHME

Insofern nicht anders in der Auftragsbestätigung vereinbart, erfolgt die Lieferung der Produkte nach den Incoterms 2010: FCA (frei Frachtführer) Orbassano. Die Ware wird stets im Namen und auf Risiko des Käufers transportiert.

Die Lieferfristen verstehen sich als Richtzeiten. Im Fall von Verspätungen ist der Käufer nicht berechtigt, die Auflösung des Vertrags und Schadensersatz geltend zu machen.

5. EIGENTUMSVORBEHALT

Die gelieferten Produkte bleiben bis zur vollständigen Bezahlung des entsprechenden Preises Eigentum des Verkäufers.

Der Käufer ist berechtigt, die erworbenen Produkte oder neue Produkte, in welche die gelieferten Waren eingefügt werden, weiterzuveräußern, vorausgesetzt, dass alle Erträge in diesem Fall an den Verkäufer gehen, bis diese den Preis erreichen, den der Käufer dem Verkäufer für die Lieferung dieser Produkte schuldig ist.

Sollte der Käufer seiner Zahlungspflicht länger als 20 (Zwanzig) Arbeitstage nach Fälligkeit der Zahlung nicht nachkommen, verfällt dieses Recht auf Weiterveräußerung der Produkte. Diesbezüglich obliegt es dem Verkäufer, dem Käufer den Widerruf des Rechts auf Weiterveräußerung schriftlich mitzuteilen. Der Käufer muss jede notwendige Maßnahme zum Schutz der Produkte, die dem Eigentumsvorbehalt unterliegen, sowie alle Maßnahmen umsetzen, damit die Produkte des Verkäufers nicht mit denen anderer Lieferanten verwechselt werden. Der Käufer muss die Produkte des Verkäufers in abgegrenzten und leicht erkennbaren Bereichen aufbewahren.

6. HAFTUNG DES VERKÄUFERS UND BESCHRÄNKUNGEN

Der Verkäufer ist ausschließlich für die ordnungsgemäße Herstellung der gelieferten Produkte verantwortlich. Die gelieferten Produkte müssen die in der Auftragsbestätigung des Verkäufers vorgesehenen Merkmale aufweisen. Hingegen übernimmt der Verkäufer keinerlei Haftung für den eventuellen mangelhaften Betrieb der Maschinen oder Systeme, die mit den vom Verkäufer gelieferten Produkten realisiert worden sind.

Die Produkte müssen in angemessener Weise nur von zuständigen und qualifizierten Technikern verbunden sein und müssen nach den Bestimmungen der nationalen Vorschriften den Angaben des Fahrzeugs entsprechen.

In jedem Fall kann der Käufer keinen Schadensersatz für Profitausfall, Produktionsausfall, Verlust des Images und Stillstand des Kraftfahrzeugs geltend machen.

Die Haftung des Verkäufers beschränkt sich nur auf den Wert der gelieferten Ware unter Vorbehalt des Vorsatzes und des groben Verschuldens im Sinne des Gesetzes.

7. HÖHERE GEWALT

Sollte es dem Verkäufer unmöglich sein, den Vertrag aufgrund von höherer Gewalt oder von Ereignissen, die nicht von ihm zu vertreten sind, einzuhalten, dann werden die Fristen für die Ausführung der Lieferung automatisch um die Dauer der Ereignisse verlängert. Diesbezüglich sind rein beispielhaft ohne Anspruch auf Vollständigkeit als Gründe für höhere Gewalt anzusehen: Stromausfall, Mangel an Rohstoffen, Streiks, Maßnahmen der öffentlichen Verwaltung, Störungen im Straßenverkehr oder Produktionsstörungen.

8. REKLAMATIONEN und ANNAHME DER PRODUKTE

Alle Reklamationen in Bezug auf die Nichtkonformität der gelieferten Ware, Schäden durch den Transport oder eventuell fehlende Mengen gegenüber der bestellten Produktmenge müssen dem Verkäufer direkt und per Einschreiben mit Rückschein mitgeteilt werden. Diese Mitteilung muss bei offensichtlichen Mängeln innerhalb von 8 (acht) Tagen ab dem Lieferdatum und bei versteckten Mängeln innerhalb von 8 (acht) Tagen ab dem Datum, an dem diese entdeckt worden sind, und in jedem Fall innerhalb eines Monats nach Lieferung der Produkte erfolgen und eine ausführliche Beschreibung der Mängel enthalten. Mangels dieser Mitteilung werden die abgerechneten Beträge mit voller Rechtswirksamkeit als angenommen angesehen und können vom Käufer nicht mehr beanstandet werden.

Warenrücknahmen werden nicht angenommen, wenn diese nicht vorher vom Verkäufer genehmigt wurden.

9. ÜBEREINSTIMMUNG MIT DEN SPEZIFIKATIONEN UND GARANTIEBEDINGUNGEN

Der Verkäufer garantiert, dass die Produkte mit den technischen Spezifikationen übereinstimmen, die der Verkäufer in der Auftragsbestätigung für den Käufer angegeben hat. Die genannte Garantie gilt 2 (zwei) Jahre ab dem Datum der Lieferung der Produkte. Für die ersetzten Produkte oder Bestandteile gilt die Garantie ab dem Tag der Auswechslung.

Während der Garantiezeit verpflichtet sich der Verkäufer, die mangelhaften Produkte oder Teile davon innerhalb einer angemessenen Zeit wahlweise kostenlos zu reparieren oder zu ersetzen, wobei der Käufer dem Verkäufer diese Mängel mitzuteilen hat. Die Kosten und Risiken des Transports der mangelhaften Produkte an den Sitz des Verkäufers gehen zulasten des Käufers. Die ersetzten Produkte bleiben Eigentum des Verkäufers.

Die Garantie erlischt, wenn die Verwendung nicht mit dem bestimmungsgemäßen Gebrauch oder mit den in den Katalogen des Verkäufers vorgesehenen Gebrauch der Produkte übereinstimmt. Die Garantie erlischt ebenfalls, wenn die Produkte ohne die Genehmigung des Verkäufers verändert oder repariert wurden.

10. GEWÄHRLEISTUNG IN BEZUG AUF DIE ÜBEREINSTIMMUNG DER PRODUKTE MIT DEN EU-NORMEN

Der Verkäufer garantiert, dass die Produkte mit den eventuell anwendbaren Normen der Europäischen Union (EU) übereinstimmen.

Für die Übereinstimmung dieser Produkte mit Normen und Richtlinien, die im Land des Käufers gelten, sollte dieser seinen Sitz außerhalb der EU haben, oder allgemein die in jedem Land außerhalb der EU gelten, in dem die gelieferten Produkte verwendet werden, übernimmt der Verkäufer keine Garantie. Von der Garantie ausgeschlossen sind ausdrücklich die Normen über Sicherheit und Unfallverhütung.

11. VERTRAULICHKEIT UND DATENSCHUTZ

Dokumente jeder Art, die vom Verkäufer bereitgestellt werden, bleiben in dessen Besitz und dürfen nicht an Dritte weitergegeben oder vervielfältigt werden. Der Käufer verpflichtet sich, auch nach Vertragsende keine Geschäftsgeheimnisse und vertrauliche Informationen weiterzugeben, oder von deren er im Lauf der Beziehungen mit dem Verkäufer Kenntnis erlangt hat. Der Verkäufer erklärt hiermit, die vom Kunden angegebenen sensiblen Daten unter Einhaltung der Bestimmungen im italienischen Datenschutzkodex (Legislativdekret Nr. 196/03) zu behandeln.

12. AUFLÖSUNG DES VERTRAGS

Der Liefervertrag kann im Sinne von Art. 1456 des ital. ZGB („codice civile“) durch die einfache schriftliche Erklärung des Verkäufers, dass er von dieser ausdrücklichen Aufhebungs Klausel Gebrauch machen will, von Rechts wegen aufgehoben werden, wenn der Käufer:

- die fälligen Zahlungen unterlässt oder verspätet leistet;
- der Liquidation oder einem beliebigen Konkursverfahren unterzogen wird.

13. GEISTIGES EIGENTUM

Die Rechte am geistigen Eigentum in Bezug auf Projekte, Forschungen, Zeichnungen, Modelle und Produkte, die der Verkäufer realisiert oder die in seinem Namen und auf seine Rechnung realisiert werden, verbleiben beim Verkäufer. Die Marken, unter denen die Produkte verkauft werden, dürfen vom Käufer nur verwendet werden, um diese erkenntlich zu machen.

14. ANWENDBARES GESETZ UND MODALITÄTEN ZUR BEILEGUNG VON STREITIGKEITEN

Alle Verträge mit dem Verkäufer werden vom italienischen Gesetz geregelt. Alle Streitigkeiten werden der ausschließlichen Zuständigkeit des Gerichtssprengels in Turin zugewiesen.

Datum: _____ Stempel, Vor- und Zuname und Unterschrift des Käufers: _____

Der Käufer erklärt im Sinne der Art. 1341 und 1342 des ital. ZGB („codice civile“), die in den folgenden Artikeln der allgemeinen Verkaufsbedingungen enthaltenen Bedingungen gelesen zu haben und diese ausnahmslos anzunehmen: Art. 3) Verrechnungsverbot, Art. 5) Eigentumsvorbehalt, Art. 6) Haftungsbeschränkung, Art. 8) Reklamationen und Annahme der Produkte, Art. 14) Modalitäten zur Beilegung von Streitigkeiten.

Datum: _____ Stempel, Vor- und Zuname und Unterschrift des Käufers: _____

CONDICIONES GENERALES DE VENTA

1. AMBITO DE APLICACIÓN Y EFICACIA

Todas las entregas de productos efectuadas por Facet S.r.l. (el "Vendedor") a un cliente (el "Comprador") se regirán por las presentes condiciones generales que prevalecerán sobre las condiciones de adquisición del Comprador, así como las condiciones particulares previstas en las licitaciones y/o confirmación de pedido del Vendedor. En caso de conflicto entre lo estipulado en las condiciones generales y en las condiciones particulares, prevalecerán estas últimas.

Los datos y las ilustraciones referidas a los productos resultantes de los catálogos o prospectos del Vendedor tienen carácter indicativo y no valor vinculante, salvo lo dispuesto expresamente en la confirmación del pedido por parte del vendedor y pueden ser sujetos a modificaciones de diseño y material sin previo aviso.

Los números originales (OE) indicados en los catálogos o en otros documentos sólo son mencionados para identificar las partes de repuesto.

El vendedor suministra únicamente los productos de su propia producción contrasignados con su propio código de artículo y no productos con los números OE.

2. FORMALIZACIÓN DEL CONTRATO

El contrato de suministro se perfecciona con la confirmación escrita del Vendedor de aceptación del pedido del Comprador. El Vendedor se reserva el derecho de no aceptar pedidos en el caso que haya una controversia con el cliente relativa a un pedido anterior

3. PRECIOS Y FORMAS DE PAGO

Salvo pacto en contrario, los pagos del precio deben ser efectuados por el Comprador en los términos y con la modalidad prevista en la confirmación del pedido en la dirección del Vendedor. Los pagos realizados por el Comprador a Corredores de Comercio y/o Agentes sin un poder legal específico no tendrán fuerza ejecutiva contra el Vendedor.

En caso de retraso en los pagos, el Comprador deberá abonar los intereses de demora iguales a los establecidos por el Banco Central Europeo en vigor en la fecha, más 7 (siete) puntos, reservándose en cada caso la facultad el Vendedor de pedir daños y perjuicios.

El Comprador no podrá, por ningún motivo, salvo autorización escrita, compensar o retener cantidades adeudadas al Vendedor, ni podrá suspender los pagos.

Los precios de los productos se entienden en Euros y no incluyen el IVA, embalaje, gastos de transporte o seguro. El Vendedor podrá modificar los precios y las tarifas en vigor en cada momento sin previo aviso, salvo en el caso de los pedidos en curso. Es decir, si se verifican recargos en las materias primas, mano de obra, en los transportes, en las primas de seguros, etc.

4. CONDICIONES DE ENTREGA Y DEVOCIONES

A menos que se disponga lo contrario en la confirmación del pedido, el suministro de los productos se entiende realizado conforme a la Incoterms 2010: FCA Orbassano. La mercancía viaja siempre por cuenta y riesgo del Comprador.

Los plazos de entrega se entienden indicativos y en caso de retraso, el Comprador no tiene derecho a solicitar la resolución del contrato y/o el resarcimiento de los daños.

5. RESERVA DE PROPIEDAD

Los productos suministrados permanecerán de propiedad del Vendedor hasta el pago total del precio.

El Comprador tendrá el derecho de vender los productos adquiridos, o nuevos productos en los que los productos suministrados por el Vendedor hayan sido incorporados, salvo que en este caso, todos los ingresos serán transferidos al Vendedor hasta el total del precio debido al Vendedor por el Comprador por el suministro de tales Productos.

Tal derecho de vender los productos decae si el Comprador no ha cumplido la obligación de pago durante un periodo de tiempo superior a 20 (veinte) días laborables desde la fecha límite. A tal fin, será potestad del Vendedor comunicar por escrito al Comprador la revocación del derecho a vender. El Comprador deberá tomar todas las medidas necesarias para la protección de los productos objeto de la reserva de propiedad, así como las medidas para no confundir los productos del Vendedor con los productos de otros proveedores y conservar los productos del Vendedor en espacios bien delimitados y fácilmente individualizables.

6. RESPONSABILIDAD DEL VENDEDOR Y LIMITACIONES

El Vendedor es exclusivamente responsable de la correcta producción de los productos suministrados, que deberán tener las características previstas en la confirmación del pedido por parte del Vendedor. Sin embargo, el Vendedor no asume, ninguna responsabilidad por el eventual mal funcionamiento de equipos o sistemas realizados por el Comprador con los productos suministrados por el Vendedor.

Los productos deben ser instalados solamente por técnicos competentes y cualificados, en conformidad con las especificaciones del vehículo y cumpliendo con los requisitos de las normativas nacionales.

En cualquier caso, el Comprador no podrá reclamar el resarcimiento de los daños y perjuicios por el lucro cesante, pérdida de producción, daños de imagen o parada de vehículo.

La responsabilidad del Vendedor es, por lo tanto limitada al valor de la mercancía suministrada, salvo dolo o culpa grave de conformidad con la ley.

7. LA FUERZA MAYOR

Si el Vendedor no puede cumplir el contrato por causa de fuerza mayor o cualquier circunstancia ajena a su voluntad, los plazos previstos para la ejecución de la oferta son automáticamente prorrogados por un periodo equivalente al de los efectos del evento de fuerza mayor. A tal fin, son consideradas causas de fuerza mayor, con fines explicativos y no exhaustivos: ausencia de energía o de materias primas, huelgas, medidas de la Administración Pública, obstáculos en la circulación, o en las actividades productivas.

8. RECLAMACIONES y ACEPTACIÓN DE LOS PRODUCTOS

Toda reclamación relativa a la no conformidad de las mercancías consignadas o por daños debidos al transporte o por eventuales faltas de cantidad respecto a los productos encargados debe ser comunicada por carta registrada con acuse de recibo dirigida directamente al vendedor en los 8 (ocho) días desde la fecha de entrega de los Productos, en el caso de vicios ocultos y dentro de los 8 (ocho) días desde el descubrimiento y dentro del mes siguiente de la entrega, con una exposición detallada de los hechos. En su defecto, los importes facturados se entenderán, a todos los efectos, aceptados y no cuestionables por el Comprador.

No se aceptan productos devueltos si no han sido previamente autorizados por escrito por el Vendedor.

9. CONFORMIDAD DE LAS ESPECIFICACIONES Y CONDICIONES DE GARANTÍA

El Vendedor garantiza que los productos serán conformes a las especificaciones técnicas declaradas por el Vendedor mismo al Comprador en la confirmación del pedido y dicha garantía tendrá validez de 2 (dos) años desde la fecha de la consigna de los productos y para los productos o componentes en sustitución, desde la fecha de sustitución.

Durante el periodo de garantía, el Vendedor al que el Comprador haya denunciado los defectos, se compromete, a su elección, dentro de unos términos razonables, a reparar o sustituir gratuitamente los productos o las partes de los mismos que hubieran resultado defectuosos. Los costes y los riesgos debidos al transporte de los productos defectuosos a la sede del Vendedor, son a cargo del Comprador. Los productos sustituidos quedan de propiedad del Vendedor.

La garantía no es válida en el caso de uso no conforme al destino final habitual de los productos o no prevista en los catálogos del vendedor o incluso si los productos han sido modificados o reparados sin la autorización del Vendedor.

10. GARANTÍA DE ADECUACIÓN DE LOS PRODUCTOS A LAS NORMAS UE

El Vendedor garantiza que los Productos serán conformes a las normas de la Unión Europea (UE) y pueden eventualmente ser aplicables.

No existe ninguna garantía del Vendedor en relación a la conformidad de estos Productos con las normas y regulaciones, fuera de las expresamente incluidas en las normas relativas a la seguridad y prevención de accidentes, en vigor en el país del Comprador, cuando este tenga su residencia fuera de la UE, o más en general, en cualquier nación que no pertenezca a la UE en la que los Productos suministrados vengán siendo utilizados.

11. CONFIDENCIALIDAD Y PROTECCIÓN DE DATOS

Los documentos de cualquier naturaleza facilitados por el Vendedor permanecerán de su propiedad y no podrán ser transferidos a terceros o reproducidos. El Comprador se compromete, incluso después de la finalización del contrato a no divulgar los secretos comerciales y las informaciones confidenciales que le hayan sido comunicadas o de las cuales tenga conocimiento en el transcurso de su relación con el Vendedor.

El Vendedor con la presente declara que usará los datos personales transferidos por el Cliente con el respeto a lo establecido en el Código de Privacidad Italiano (Decreto Legislativo n. 196/03)

12. RESOLUCIÓN DEL CONTRATO

El contrato de suministro podrá ser resuelto conforme a derecho según el art. 1456 C.C. por medio de declaración simple por escrito del Vendedor haciendo uso de la presente cláusula de rescisión si el Comprador:

- Omite o retrasa los pagos adeudados
- Se somete a liquidación o se encuentra sujeto a cualquier procedimiento concursal

13. PROPIEDAD INTELECTUAL

El Vendedor conserva la propiedad intelectual de los proyectos, de los estudios de los diseños, de los modelos y de los productos que realice o sean realizados en su nombre o por su cuenta. Las marcas bajo las cuales los productos son vendidos no pueden ser usadas por el Comprador salvo para identificarlos.

14. LEYES APLICABLES Y MODOS DE RESOLUCION DE LAS CONTROVERSIAS

Todos los contratos con el Vendedor serán sometidos a la legislación italiana. Cualquier controversia será resuelta por la jurisdicción exclusiva del Foro de Turín.

Fecha: _____ Sello, Nombre y Apellido y firma del Comprador: _____

En el sentido de los arts. 1341 y 1342 C.C. el Comprador declara haber leído y aceptado específicamente las previsiones contenidas en los siguientes artículos de las condiciones generales: art. 3 Prohibición de compensación, art. 5 Reserva de la propiedad; art. 6 Limitación de la responsabilidad; art. 8 Reclamaciones y Aceptación de los Productos; art. 14 Modos de resolución de las controversias.

Fecha: _____ Sello, Nombre y Apellido y firma del Comprador: _____



FA-TM Thermal management - Gestione Termica - Gestion thermique - ThermoManagement - Gestión térmica



FA-ACC Ignition - Accensione - Allumage - Zündung - Encendido



FA-SEN Sensors - Sensori - Capteurs - Sensoren - Sensores



FA-SWI Switches - Interruttori - Interrupteurs - Shalter - Interruptores



FA-EM Exhaust Management - Gestione Gas di Scarico - Gestion Des Gaz D'echappement - Abgas-Management - Gestión De Gas De Escape